

# 2019 FOOTBALL RECORD BOOK



73 DARRYL WILLIAMS DL  
40 ERROL THOMPSON LB





*Mike Moorhead*  
HEAD COACH | SECOND SEASON



- | The 33rd head coach in MSU history, who owns a 46-18 (.719) record in five overall seasons as a college head coach.
- | The 2016 and 2017 National Offensive Coordinator of the Year at Penn State.
- | Became just the second first-year MSU head coach to win eight or more games, joining College Football Hall of Famer Allyn McKeen (1939).
- | Became just the second MSU head coach to reach a bowl game in his first season.
- | Spearheaded the Bulldogs to a No. 25 Coaches poll final ranking and a No. 18 ranking in the College Football Playoff, representing the program's second-highest CFP finish ever.
- | Led MSU to multiple double-digit victories over a Top 10 team and the program's first-ever Outback Bowl.
- | Produced the largest margin of victory by a first-year coach in Egg Bowl history (35-3).
- | Secured back-to-back Top 25 recruiting classes.





# 2019 MISSISSIPPI STATE FOOTBALL RECORD BOOK

## INTRODUCTION

Table of Contents	1
Quick Facts	2
Roster Breakdown	3
Numerical Roster	4-5
Alphabetical Roster	6-7
2019 Outlook	8

## MEET THE BULLDOGS

Player Statistics	9-37
-------------------	------

## COACHING STAFF

Head Coach Joe Moorhead	38-41
Deke Adams	42
Andrew Breiner	43
Terrell Buckley	44
Tony Hughes	45
Marcus Johnson	46
Michael Johnson	47
Joey Jones	48
Chris Marve	49
Terry Richardson	50
Bob Shoop	51
Cory Bichey	52
Support Staff	53-55

## 2018 SEASON IN REVIEW

Notebook	56-57
Final Statistics	58-59
Final Defensive Statistics	60
Game-by-Game Starters	61
Participation	62-63
Team Game-by-Game Statistics/Polls	64
Game Recaps	65-77

## HISTORY

Year-by-Year Results	78-85
Year-by-Year History/Homecoming	86
Head Coaching Records	87
Miscellaneous Records	88
Streaks	89
Series History	90-96
All-Time Assistant Coaches	97
Letterwinners	98-105
All-Americans	106
National Award Winners	107
All-Southeastern Conference	108
SEC Award Winners	109
Academic Honors	110-112

## PRO BULLDOGS

NFL Draft History	113
Bulldogs in the NFL	114-15
NFL Combine/Pro Bowl	116
Super Bowl Participants/Winners	117

## BOWL HISTORY

Bowl History	118
Bowl Records	119-120
1937 Orange Bowl	121
1941 Orange Bowl	122
1963 Liberty Bowl	123
1974 Sun Bowl	124
1980 Sun Bowl	125
1981 Hall of Fame Bowl	126
1991 Liberty Bowl	127
1993 Peach Bowl	128
1995 Peach Bowl	129
1999 Cotton Bowl	130
1999 Peach Bowl	131
2000 Independence Bowl	132
2007 Liberty Bowl	133
2011 Gator Bowl	134
2011 Music City Bowl	135

2013 Gator Bowl	136
2013 Liberty Bowl	137
2014 Orange Bowl	138
2015 Belk Bowl	139
2016 St. Petersburg Bowl	140
2017 TaxSlayer Bowl	141
2019 Outback Bowl	142

## RECORDS

Team Game Records	143-145
Team Season Records	146-147
Individual Records	148-155
High Rushing Games	156-157
Miscellaneous Rushing Records	158
High Passing/Receiving Games	159
Yearly Offensive Leaders	160-161
Yearly Defensive Leaders	162
Yearly Special Teams Leaders	163
Yearly Team Offensive Statistics	164
Yearly Team Defensive Statistics	165

## DAVIS WADE STADIUM

Welcome to #StarkVegas	166-167
Davis Wade Stadium at Scott Field	168-170
Attendance Records	171

## CREDITS

**Editor:** Brandon Langlois  
**Assistant Editor:** Taylor Shirey, Bill Martin  
**Covers Design:** Dan Brown

**Contributing Writers:** Caleb Garner  
 Austin Coats  
 Kelly Donoho  
 Russ Houston  
 Mansel Guerry  
 David Lann  
 Bill Simmonds  
 Bob Smith  
 John R. Cade  
 Blake McCollum  
 Getty Images  
 NFL

**Photography:**

## #HAILSTATE SOCIAL MEDIA



Facebook.com/HailStateFB



@HailStateFB



@HailStateFB



Search "HailStateSnap"





## GENERAL INFORMATION

Location:	Starkville, Miss.
Founded:	February 28, 1878
Nickname:	Bulldogs
Enrollment:	22,201
Official Athletics Website:	HailState.com
President:	Dr. Mark Keenum
Faculty Athletics Representative:	Dr. Steven Turner
Conference:	Southeastern (Western Division)
Colors:	Maroon (PMS 202) and White
Stadium (Capacity):	Davis Wade Stadium at Scott Field (61,337)
Constructed:	1914
Playing Surface:	Hybrid Bermuda Grass (Certified Tifway 419)
DWS Record:	262-142-13 (.644)

## COACHING STAFF

Head Coach (Alma Mater):	Joe Moorhead (Fordham, 1996)
Record at Mississippi State:	8-5 (2nd season)
Career Record:	46-18 (6th season)

## ASSISTANT COACHES (YEAR AT MSU):

Tony Hughes	Associate Head Coach/Tight Ends (eighth year)
Terry Richardson	Assistant Head Coach/Run Game Coordinator/Running Backs (first year)
Deke Adams	Defensive Line (first year)
Andrew Breiner	Pass Game Coordinator/Quarterbacks (second year)
Terrell Buckley	Cornerbacks (fourth year)
Marcus Johnson	Offensive Line (second year)
Michael Johnson	Wide Receivers (first year)
Joey Jones	Special Teams Coordinator (second year)
Chris Marve	Defensive Run Game Coordinator/Linebackers (first year)
Bob Shoop	Defensive Coordinator/Safeties (second year)

## COACHING QUALITY CONTROL (YEAR AT MSU):

Adam Scheier	Senior Special Teams Consultant (first year)
Bruce Tall	Senior Defensive Consultant (first year)
Jonathan Wholley	Senior Offensive Consultant (first year)
Taylor Houseright	Offensive Quality Control (first year)
Will Reimann	Defensive Quality Control (second year)
Jon Shalala	Defensive Quality Control (first year)
Allen Tucker	Special Teams Quality Control (second year)

## COACHING GRADUATE ASSISTANTS (YEAR AT MSU):

Jack Abercrombie	Offensive Graduate Assistant (second year)
Billy Fessler	Offensive Graduate Assistant (first year)
Tre' Bell	Defensive Graduate Assistant (first year)
Nyeem Wartman-White	Defensive Graduate Assistant (second year)

## OPERATIONS (YEAR AT MSU):

Andrew Warsaw	Assistant Athletic Director/Football Operations (second year)
David Wilczewski	Director of Football Operations (first year)
Jay Perry	Director of Player Development (third year)

## RECRUITING (YEAR AT MSU):

Mike Villagrana	Director of Recruiting (second year)
Brad Peterson	Director of High School Relations (fourth year)
Matt Wilson	Director of Player Personnel (second year)
Rod Gibson	Director of Communications (fourth year)
Niel Stopczynski	Director of Scouting (seventh year)
Andrea Hollis	Director of On-Campus Recruiting (third year)
Mason Smith	Recruiting Specialist (first year)
Jon Guynes	Recruiting Assistant (second year)

## STRENGTH &amp; CONDITIONING (YEAR AT MSU):

Cory Bichey	Head Strength and Conditioning Coach (first year in head role, second year staff)
Parker Showers	Associate Strength and Conditioning Coach (first year)
DeVaughn Gordon	Assistant Strength and Conditioning Coach (first year)
Connor Schoepp	Assistant Strength and Conditioning Coach (first year)
Austin Stephan	Assistant Strength and Conditioning Coach (first year)

## FOOTBALL INFORMATION

2018 Overall Record	8-5
2018 SEC Record/Finish	4-4/fourth in West, tied for seventh overall
2018 Bowl	2019 Outback (lost to Iowa, 27-22, on Jan. 1)
2018 Final Rankings	RV AP, No. 25 Coaches, No. 18 College Football Playoff
Offensive System	Multiple
Defensive System	Multiple

## 2019 Letterwinners Returning/Lost:

Total	49/23 (13 returning starters)
Offense	22/8 (7 returning starters)
Defense	23/12 (4 returning starters)
Specialists	4/1 (2 returning starters)

## FOOTBALL HISTORY

First Year of Football	1895
All-Time Overall Record	563-578-39 (.494, entering 120th season)
All-Time SEC Record	196-365-12 (.353)
All-Time Bowl Record	13-9 (.591)

## 2019 FOOTBALL SCHEDULE

DATE	OPPONENT	LOCATION	SERIES
Aug. 31	vs. Louisiana	New Orleans, La.	MSU leads 4-1
Sept. 7	Southern Miss	Starkville, Miss.	Tied 14-14-1
Sept. 14	Kansas State	Starkville, Miss.	MSU leads 2-1
Sept. 21	Kentucky *	Starkville, Miss.	Tied 23-23
Sept. 28	at Auburn *	Auburn, Ala.	AU leads 63-27-2
Oct. 12	at Tennessee *	Knoxville, Tenn.	UT leads 28-16-1
Oct. 19	LSU *	Starkville, Miss.	LSU leads 74-35-3
Oct. 26	at Texas A&M *	College Station, Texas	MSU leads 7-5
Nov. 2	at Arkansas *	Fayetteville, Ark.	UA leads 16-12-1
Nov. 16	Alabama *	Starkville, Miss.	UA leads 82-18-3
Nov. 23	Abilene Christian (HC)	Starkville, Miss.	First meeting
Nov. 28 (Thu.)	Ole Miss *	Starkville, Miss.	OM leads 64-45-6

## 2018 FOOTBALL RESULTS

DATE	OPPONENT	RESULT	LOCATION (ATT.)
Sept. 1	Stephen F. Austin (ESPNU)	W, 63-6	Starkville, Miss. (54,289)
Sept. 8	at Kansas State (ESPN)	W, 31-10	Manhattan, Kan. (49,784)
Sept. 15	Louisiana (ESPN2)	W, 56-10	Starkville, Miss. (56,505)
Sept. 22	at Kentucky * (ESPN2)	L, 7-28	Lexington, Ky. (60,037)
Sept. 29	Florida * (ESPN)	L, 6-13	Starkville, Miss. (61,406)
Oct. 6	#8/9 Auburn * (ESPN2)	W, 23-9	Starkville, Miss. (60,635)
Oct. 20	at #5/5 LSU * (ESPN)	L, 3-19	Baton Rouge, La. (101,340)
Oct. 27	#16/17 Texas A&M * (ESPN)	W, 28-13	Starkville, Miss. (57,085)
Nov. 3	Louisiana Tech (HC) (SECN)	W, 45-3	Starkville, Miss. (58,709)
Nov. 10	at #11/11 Alabama * (CBS)	L, 0-24	Tuscaloosa, Ala. (101,821)
Nov. 17	Arkansas * (ESPN)	W, 52-6	Starkville, Miss. (57,772)
Nov. 22	at Ole Miss * (ESPN)	W, 35-3	Oxford, Miss. (56,561)
Jan. 1	vs. Iowa ^ (ESPN2)	L, 22-27	Tampa, Fla. (40,518)

\* - denotes SEC game / ^ - denotes Outback Bowl

## DEPARTMENT OF ATHLETICS

Director of Athletics:	John Cohen (@JohnCohenAD)
Deputy Director of Athletics/CFD:	Jared Benko
Deputy Director of Athletics/Development:	Bo Hemphill
Executive Senior Associate AD/Compliance:	Bracky Brett
Executive Senior Associate AD/SWA:	Ann Carr
Executive Senior Associate AD/Bulldog Club:	Mike Richey
Executive Senior Associate AD/External Affairs:	Leah Beasley
Sr. Associate AD/Internal Affairs:	Jay Logan
Sr. Associate AD/Sports Medicine & Performance:	Mary McLendon

## COMMUNICATIONS

Bill Martin (@MSUBillMartin)	Senior Associate AD/Communications
Martin Phone	662-325-0967 (office)/662-418-3821 (cell)
Martin E-Mail	BMartin@athletics.msstate.edu
Brandon Langlois (@BMLanglois)	Associate Director
Langlois Phone	662-325-0093 (office)/601-405-5650 (cell)
Langlois E-Mail	BLanglois@athletics.msstate.edu
Taylor Shirey (@taylor_shirey14)	Assistant Director
Shirey Phone	662-325-0967 (office)/256-899-6482 (cell)
Shirey E-Mail	TShirey@athletics.msstate.edu

## STAFF (TWITTER HANDLE):

John R. Cade (@JRCade)	Assistant AD/Digital Media
Greg Campbell (@SID_Greg)	Assistant Director
Matt Dunaway (@HailStateMatt)	Associate Director
Josh Lively (@Josh_Lively1)	Assistant Director
Brian Ogden (@brianogden)	Assistant Coordinator
Susan Jones	Accounting Assistant
Kelly Donoho (@HailStatePics)	Director of Photography



**ALABAMA (12)****Adamsville**

Maurice Smitherman

**Bessemer**

Darryl Williams

**Birmingham**

Nick Gibson

R.J. Jennings

Allen Love

Lee Witherspoon

**Center Point**

Brevyn Jones

**Florence**

Erroll Thompson

**Maplesville**

Nathaniel Watson

**Montgomery**

Collin Duncan

**Pelham**

Logan Burnett

**Pinson**

Kendell Jones

**FLORIDA (6)****Fort Pierce**

Stewart Reese

**Hollywood**

Sh'mar Kilby-Lane

**Miami**

Korey Charles

**Ocala**

Robert Rivers

**Pensacola**

Martin Emerson

**Sarasota**

Osirus Mitchell

**GEORGIA (3)****Canton**

Nick Pendley

**Stone Mountain**

Chauncey Rivers

Isaiah Zuber

**LOUISIANA (11)****Bossier City**

C.J. Morgan

**Destrehan**

Quinton Torbor

**Hammond**

Cameron Dantzler

**Metairie**

Aaron Brule

**Monroe**

Geor'quarius Spivey

**New Orleans**

Somon Anderson

Devonta Jason

Keytaon Thompson

**New Roads**

Stephen Guidry

**River Ridge**

Kody Schexnayder

**St. James**

Shawn Preston Jr.

**INDIANA (1)****Indianapolis**

Tommy Stevens

**MICHIGAN (1)****Saginaw**

Brian Cole

**MINNESOTA (1)****Minnetonka**

Powers Warren

**MISSISSIPPI (50)****Brandon**

Fletcher Adams

Scott Goodman

Jarrian Jones

**Brookhaven**

Leo Lewis

**Clarksdale**

Esaias Furdge

**Columbia**

Fred Peters

**Columbus**

Kylin Hill

LaQuinston Sharp

**Crosby**

Cameron Young

**Flowood**

Joshua Short

**George County**

Dylan Lawrence

**Greenwood**

Kwatrivous Johnson

Marquiss Spencer

**Grenada**

Tyre Phillips

**Hattiesburg**

Jaden Crumedy

**Hurley**

Brad Cumbest

**Indianola**

Sherman Timbs

**Jackson**

Tommy Champion

Malik Dear

Aaron Odum

Cordavien Suggs

De'Monte Russell

**Laurel**

Charles Cross

**Macon**

Kyziah Pruitt

**Madison**

Taury Dixon

Matt Stanic

**McCool**

Dontea Jones

**Mount Olive**

Nathan Pickering

**Ocean Springs**

Austin Williams

**Olive Branch**

Fabien Lovett

Dareuan Parker

Jaylon Reed

**Oxford**

Tyler Williams

**Pascagoula**

James Jackson

**Pelahatchie**

J.P. Purvis

**Philadelphia**

Greg Eiland

**Port Gibson**

Aadreekis Conner

**Ridgeland**

Evans Wilkerson

**Ripley**

Michael Story

**St. Martin**

Brandon Cunningham

**Starkville**

Cameron Gardner

Willie Gay Jr.

Kameron Jones

Kobe Jones

**Summit**

Jaquarius Landrews

**Sumrall**

Jack Harris

**Tupelo**

Jett Johnson

**Wesson**

Farrod Green

**West Point**

Marcus Murphy

**Yazoo City**

Tim Washington

**MISSOURI (1)****Nixa**

Alec Murphy

**NEW MEXICO (1)****Rio Rancho**

Londyn Craft

**NORTH CAROLINA (2)****Albemarle**

Lee Autry

**Charlotte**

Garrett Shrader

**TENNESSEE (7)****Brentwood**

Tucker Day

**Hendersonville**

Izuchukwu King Ani

**Memphis**

Devon Robinson

Vincent Taylor

Dedrick Thomas

**Nashville**

JaVonta Payton

**Spring Hill**

Landon Guidry

**TEXAS (3)****Houston**

Jace Christmann

**Lindale**

Jordan Lawless

**Sachse**

Jalen Mayden





No.	Name	Pos.	Ht.	Wt.	Cl.	Exp.	Hometown (Previous School)
1	Martin Emerson	CB	6-2	195	Fr.	HS	Pensacola, Fla. (Pine Forest)
1	Stephen Guidry	WR	6-4	200	Sr.	1L	New Roads, La. (Hinds [Miss.] CC)
2	Jarrian Jones	CB	6-0	190	Fr.	HS	Brandon, Miss. (Northwest Rankin)
2	Dedrick Thomas	WR	5-9	190	Sr.	3L	Memphis, Tenn. (Memphis Central)
3	Cameron Dantzler	CB	6-2	185	Jr.	2L	Hammond, La. (St. Thomas Aquinas)
3	Devonta Jason	WR	6-3	225	So.	1L	New Orleans, La. (Landry-Walker)
4	Izuchukwu King Ani	DE	6-4	230	Fr.	HS	Hendersonville, Tenn. (Davidson Academy)
4	JaVonta Payton	WR	6-1	180	Jr.	JC	Nashville, Tenn. (Northwest [Miss.] CC)
5	Osirus Mitchell	WR	6-5	210	Jr.	2L	Sarasota, Fla. (Booker)
5	Chauncey Rivers	DE	6-3	275	Sr.	1L	Stone Mountain, Ga. (East Mississippi CC)
6	Willie Gay Jr.	LB	6-2	240	Jr.	2L	Starkville, Miss. (Starkville)
6	Garrett Shrader	QB	6-4	220	Fr.	HS	Charlotte, N.C. (Charlotte Christian)
7	Marcus Murphy	S	6-1	200	So.	1L	West Point, Miss. (West Point)
7	Tommy Stevens	QB	6-5	235	Sr.	GTR	Indianapolis, Ind. (Penn State)
8	Kylin Hill	RB	5-11	215	Jr.	2L	Columbus, Miss. (Columbus)
8	Maurice Smitherman	CB	5-10	195	Sr.	3L	Adamsville, Ala. (Minor)
9	Malik Dear	WR	5-9	220	Sr.	3L	Jackson, Miss. (Murrah)
9	De'Monte Russell	DE	6-4	230	Fr.	HS	Jackson, Miss. (Provine)
10	Leo Lewis	LB	6-2	245	Sr.	3L	Brookhaven, Miss. (Brookhaven)
10	Keytaon Thompson	QB	6-4	225	Jr.	2L	New Orleans, La. (Landry-Walker)
11	Jaquarius Landrews	S	6-0	200	Sr.	1L	Summit, Miss. (Copiah-Lincoln [Miss.] CC)
11	Geor'quarius Spivey	TE	6-5	250	RFr.	RS	Monroe, La. (Richwood)
12	Shawn Preston Jr.	S	6-0	200	RFr.	RS	St. James, La. (St. James)
12	Isaiah Zuber	WR	6-0	190	Sr.	GTR	Stone Mountain, Ga. (Kansas State)
13	Kyziah Pruitt	WR	5-10	210	Fr.	HS	Macon, Miss. (Noxubee County)
13	Tyler Williams	CB	6-2	175	So.	1L	Oxford, Miss. (Lafayette)
14	Jalen Mayden	QB	6-2	230	RFr.	RS	Sachse, Texas (Sachse)
14	Nathaniel Watson	LB	6-2	245	RFr.	RS	Maplesville, Ala. (Maplesville)
15	Jack Harris	DE	6-3	245	Fr.	HS	Sumrall, Miss. (Oak Grove)
16	Korey Charles	CB	5-10	180	Jr.	2L	Miami, Fla. (North Florida Christian)
16	Vincent Taylor	WR	5-10	190	So.	SQ	Memphis, Tenn. (Ridgeway)
17	Logan Burnett	QB	6-2	200	Jr.	SQ	Pelham, Ala. (Bessemer Academy)
17	Aaron Odom	DE	6-3	270	So.	1L	Jackson, Miss. (Callaway)
18	Aaron Brule	LB	6-1	235	RFr.	RS	Metairie, La. (Archbishop Rummel)
18	Cameron Gardner	WR	6-4	220	RFr.	RS	Starkville, Miss. (Starkville)
19	Collin Duncan	S	6-0	195	Fr.	HS	Montgomery, Ala. (St. James)
20	Taury Dixon	CB	5-9	165	Jr.	1L	Madison, Miss. (East Mississippi CC)
21	Nick Gibson	RB	5-11	215	Sr.	3L	Birmingham, Ala. (Pinson Valley)
21	Jaylon Reed	CB	6-0	190	RFr.	RS	Olive Branch, Miss. (Olive Branch)
22	Nathan Pickering	DT	6-4	315	Fr.	HS	Mount Olive, Miss. (Seminary)
22	Lee Witherspoon	RB	5-10	205	Fr.	HS	Birmingham, Ala. (North Jackson)
23	J.P. Purvis	S	6-1	200	Fr.	HS	Pelahatchie, Miss. (Pelahatchie Attendance Center)
24	Dylan Lawrence	CB	6-4	190	Fr.	HS	George County, Miss. (George County)
25	Somon Anderson	S	6-0	200	So.	SQ	New Orleans, La. (Brother Martin)
25	Brad Cumbest	TE	6-5	250	RFr.	RS	Hurley, Miss. (East Central)
26	Aadreekis Conner	S	6-2	210	So.	SQ	Port Gibson, Miss. (Port Gibson)
26	Jordan Lawless	K	6-0	200	Jr.	SQ	Lindale, Texas (Tyler [Texas] JC)
26	Alec Murphy	RB	6-0	230	Sr.	3L	Nixa, Mo. (Nixa)
27	Esaia Furdge	CB	5-11	180	RFr.	RS	Clarksdale, Miss. (Clarksdale)
27	Kody Schexnayder	P	5-10	195	Sr.	2L	River Ridge, La. (John Curtis)
28	Londyn Craft	S	6-0	200	So.	SQ	Rio Rancho, N.M. (IMG Academy)
29	C.J. Morgan	S	6-0	200	Jr.	2L	Bossier City, La. (Parkway)
30	Sh'mar Kilby-Lane	LB	6-2	230	Sr.	1L	Hollywood, Fla. (Copiah-Lincoln [Miss.] CC)
32	Brian Cole II	S	6-2	210	Sr.	1L	Saginaw, Mich. (East Mississippi CC)
32	Robert Rivers	RB	5-11	210	So.	1L	Ocala, Fla. (Trinity Catholic)
33	Joshua Short	CB	5-10	185	RFr.	RS	Greenville, Miss. (Northwest Rankin)
34	Sherman Timbs	DE	6-2	265	So.	SQ	Indianola, Miss. (Indianola Academy)
35	Landon Guidry	S	6-0	195	So.	1L	Spring Hill, Tenn. (Independence)
38	Fred Peters	S	5-10	200	Jr.	JC	Columbia, Miss. (Jones County [Miss.] JC)
40	Erroll Thompson	LB	6-1	250	Jr.	2L	Florence, Ala. (Florence)
42	Tucker Day	P	6-0	210	So.	1L	Brentwood, Tenn. (Brentwood)
42	Marquiss Spencer	DE	6-4	285	Jr.	2L	Greenwood, Miss. (Greenwood)
43	Fletcher Adams	DE	6-2	265	Sr.	3L	Brandon, Miss. (Brandon)
44	Jett Johnson	LB	6-2	235	RFr.	RS	Tupelo, Miss. (Tupelo)
45	Devon Robinson	DT	6-4	295	RFr.	RS	Memphis, Tenn. (Whitehaven)
47	Jace Christmann	K	6-0	200	Jr.	2L	Houston, Texas (Memorial)





No.	Name	Pos.	Ht.	Wt.	Cl.	Exp.	Hometown (Previous School)
48	Scott Goodman	K	5-10	200	So.	1L	Brandon, Miss. (Brandon)
50	Tim Washington	LB	6-3	240	Sr.	3L	Yazoo City, Miss. (Yazoo City)
51	R.J. Jennings	LB	6-0	235	Jr.	RS	Birmingham, Ala. (Briarwood Christian)
51	Stewart Reese	OL	6-5	345	Jr.	2L	Fort Pierce, Fla. (Fort Pierce Central)
52	Kobe Jones	DE	6-4	270	Jr.	2L	Starkville, Miss. (Starkville)
54	Fabien Lovett	DT	6-4	315	RFr.	RS	Olive Branch, Miss. (Olive Branch)
55	Greg Eiland	OL	6-8	335	Jr.	2L	Philadelphia, Miss. (Philadelphia)
56	Dareuan Parker	OL	6-4	330	Jr.	2L	Olive Branch, Miss. (DeSoto Central)
58	Kameron Jones	OL	6-5	325	RFr.	RS	Starkville, Miss. (Starkville)
62	Matt Stanic	OL	6-4	345	Jr.	SQ	Madison, Miss. (Madison Central)
63	LaQuinston Sharp	OL	6-3	315	Jr.	JC	Columbus, Miss. (East Mississippi CC)
67	Charles Cross	OL	6-5	270	Fr.	HS	Laurel, Miss. (Laurel)
69	Kwatrivous Johnson	OL	6-7	330	RFr.	RS	Greenwood, Miss. (Greenwood)
70	Tommy Champion	OL	6-5	320	Sr.	1L	Jackson, Miss. (Copiah-Lincoln [Miss.] CC)
72	Brandon Cunningham	OL	6-4	305	Fr.	HS	St. Martin, Miss. (St. Martin)
73	Darryl Williams	OL	6-3	310	Sr.	2L	Bessemer, Ala. (Bessemer City)
74	Nick Pendley	OL	6-4	310	Fr.	HS	Canton, Ga. (Creekview)
75	Michael Story	OL	6-4	300	Sr.	3L	Ripley, Miss. (Ripley)
76	Brevyn Jones	OL	6-4	280	Fr.	HS	Center Point, Ala. (Huffman)
77	Cordavien Suggs	OL	6-6	315	So.	SQ	Jackson, Miss. (Fletcher)
78	Tyre Phillips	OL	6-5	345	Sr.	1L	Grenada, Miss. (East Mississippi CC)
79	Evans Wilkerson	OL	6-5	310	Sr.	3L	Ridgeland, Miss. (Jackson Academy)
82	Farrod Green	TE	6-4	240	Sr.	3L	Wesson, Miss. (Wesson Attendance Center)
83	Quinton Torbor	WR	6-1	195	Fr.	HS	Destrehan, La. (Destrehan)
84	Jaden Crumedy	DT	6-5	300	RFr.	RS	Hattiesburg, Miss. (Oak Grove)
84	Dontea Jones	TE	6-4	250	Jr.	2L	McCool, Miss. (Jireh [N.C.] Prep)
85	Austin Williams	WR	6-3	200	So.	1L	Ocean Springs, Miss. (Ocean Springs)
88	Powers Warren	TE	6-3	245	So.	1L	Minnetonka, Minn. (Minnetonka Senior)
90	Lee Autry	DT	6-2	305	Sr.	1L	Albemarle, N.C. (Itawamba [Miss.] CC)
92	Kendell Jones	DT	6-4	300	Sr.	2L	Pinson, Ala. (Clay-Chalkville)
93	Cameron Young	DT	6-3	305	RFr.	RS	Crosby, Miss. (Franklin County)
95	Allen Love	DT	6-2	285	So.	TR	Birmingham, Ala. (Louisville)
99	James Jackson	DT	6-3	315	So.	1L	Pascagoula, Miss. (Pascagoula)

## PRONUNCIATION GUIDE

2	Jarrian Jones	JAIR-ee-un
3	Devonta Jason	DUH-vahn-tay
4	Izuchukwu King Ani	Iz-ooh-choo-kwoo
4	JaVonta Payton	JUH-vahn-tay
4	Dedrick Thomas	rhymes with red
5	Osirus Mitchell	O-sye-rus
9	Malik Dear	MUH-leek
9	De'Monte Russell	DUH-mahn-tay
10	Keytaon Thompson	KEY-tahn
11	Jaquarius Landrews	JUH-quair-ee-us
11	Geor'quarius Spivey	JUH-quair-ee-us
12	Isaiah Zuber	ZOO-bur
13	Kyziah Pruitt	KUH-zeye-uh

18	Aaron Brule	BREW-lay
27	Esaías Furdge	ee-ZAH-yahs
27	Kody Schexnayder	SHEX-nye-dur
40	Erroll Thompson	AIR-uhl
47	Jace Christmann	Christ-man
55	Greg Eiland	rhymes with island
56	Dareuan Parker	DAIR-e-uhn
69	Kwatrivous Johnson	KWAH-tray-vee-us
77	Cordavien Suggs	COR-day-vee-uhn
78	Tyre Phillips	TYE-ree
82	Farrod Green	FUH-rahd
84	Dontea Jones	DAHN-tay





No.	Name	Pos.	Ht.	Wt.	Cl.	Exp.	Hometown (Previous School)
43	Fletcher Adams	DE	6-2	265	Sr.	3L	Brandon, Miss. (Brandon)
25	Somon Anderson	S	6-0	200	So.	SQ	New Orleans, La. (Brother Martin)
90	Lee Autry	DT	6-2	305	Sr.	1L	Albemarle, N.C. (Itawamba [Miss.] CC)
18	Aaron Brule	LB	6-1	235	RFr.	RS	Metairie, La. (Archbishop Rummel)
17	Logan Burnett	QB	6-2	200	Jr.	SQ	Pelham, Ala. (Bessemer Academy)
70	Tommy Champion	OL	6-5	320	Sr.	1L	Jackson, Miss. (Copiah-Lincoln [Miss.] CC)
16	Korey Charles	CB	5-10	180	Jr.	2L	Miami, Fla. (North Florida Christian)
47	Jace Christmann	K	6-0	200	Jr.	2L	Houston, Texas (Memorial)
32	Brian Cole II	S	6-2	210	Sr.	1L	Saginaw, Mich. (East Mississippi CC)
26	Aadreekis Conner	S	6-2	210	So.	SQ	Port Gibson, Miss. (Port Gibson)
28	Londyn Craft	S	6-0	200	So.	SQ	Rio Rancho, N.M. (IMG Academy)
67	Charles Cross	OL	6-5	270	Fr.	HS	Laurel, Miss. (Laurel)
84	Jaden Crumedy	DT	6-5	300	RFr.	RS	Hattiesburg, Miss. (Oak Grove)
25	Brad Cumbest	TE	6-5	250	RFr.	RS	Hurley, Miss. (East Central)
72	Brandon Cunningham	OL	6-4	305	Fr.	HS	St. Martin, Miss. (St. Martin)
3	Cameron Dantzler	CB	6-2	185	Jr.	2L	Hammond, La. (St. Thomas Aquinas)
42	Tucker Day	P	6-0	210	So.	1L	Brentwood, Tenn. (Brentwood)
9	Malik Dear	WR	5-9	220	Sr.	3L	Jackson, Miss. (Murrah)
20	Taury Dixon	CB	5-9	165	Jr.	1L	Madison, Miss. (East Mississippi CC)
19	Collin Duncan	S	6-0	195	Fr.	HS	Montgomery, Ala. (St. James)
55	Greg Eiland	OL	6-8	335	Jr.	2L	Philadelphia, Miss. (Philadelphia)
1	Martin Emerson	CB	6-2	195	Fr.	HS	Pensacola, Fla. (Pine Forest)
27	Esaias Furdge	CB	5-11	180	RFr.	RS	Clarksdale, Miss. (Clarksdale)
18	Cameron Gardner	WR	6-4	220	RFr.	RS	Starkville, Miss. (Starkville)
6	Willie Gay Jr.	LB	6-2	240	Jr.	2L	Starkville, Miss. (Starkville)
21	Nick Gibson	RB	5-11	215	Sr.	3L	Birmingham, Ala. (Pinson Valley)
48	Scott Goodman	K	5-10	200	So.	1L	Brandon, Miss. (Brandon)
82	Farrod Green	TE	6-4	240	Sr.	3L	Wesson, Miss. (Wesson Attendance Center)
35	Landon Guidry	S	6-0	195	So.	1L	Spring Hill, Tenn. (Independence)
1	Stephen Guidry	WR	6-4	200	Sr.	1L	New Roads, La. (Hinds [Miss.] CC)
15	Jack Harris	DE	6-3	245	Fr.	HS	Sumrall, Miss. (Oak Grove)
8	Kylin Hill	RB	5-11	215	Jr.	2L	Columbus, Miss. (Columbus)
99	James Jackson	DT	6-3	315	So.	1L	Pascagoula, Miss. (Pascagoula)
3	Devonta Jason	WR	6-3	225	So.	1L	New Orleans, La. (Landry-Walker)
51	R.J. Jennings	LB	6-0	235	Jr.	RS	Birmingham, Ala. (Briarwood Christian)
44	Jett Johnson	LB	6-2	235	RFr.	RS	Tupelo, Miss. (Tupelo)
69	Kwatrivous Johnson	OL	6-7	330	RFr.	RS	Greenwood, Miss. (Greenwood)
76	Brevyn Jones	OL	6-4	280	Fr.	HS	Center Point, Ala. (Huffman)
84	Dontea Jones	TE	6-4	250	Jr.	2L	McCool, Miss. (Jireh [N.C.] Prep)
2	Jarrian Jones	CB	6-0	190	Fr.	HS	Brandon, Miss. (Northwest Rankin)
58	Kameron Jones	OL	6-5	325	RFr.	RS	Starkville, Miss. (Starkville)
92	Kendell Jones	DT	6-4	300	Sr.	2L	Pinson, Ala. (Clay-Chalkville)
52	Kobe Jones	DE	6-4	270	Jr.	2L	Starkville, Miss. (Starkville)
30	Sh'mar Kilby-Lane	LB	6-2	230	Sr.	1L	Hollywood, Fla. (Copiah-Lincoln [Miss.] CC)
4	Izuchukwu King Ani	DE	6-4	230	Fr.	HS	Hendersonville, Tenn. (Davidson Academy)
11	Jaquarius Landrews	S	6-0	200	Sr.	1L	Summit, Miss. (Copiah-Lincoln [Miss.] CC)
26	Jordan Lawless	K	6-0	200	Jr.	SQ	Lindale, Texas (Tyler [Texas] JC)
24	Dylan Lawrence	CB	6-4	190	Fr.	HS	George County, Miss. (George County)
10	Leo Lewis	LB	6-2	245	Sr.	3L	Brookhaven, Miss. (Brookhaven)
95	Allen Love	DT	6-2	285	So.	TR	Birmingham, Ala. (Louisville)
54	Fabien Lovett	DT	6-4	315	RFr.	RS	Olive Branch, Miss. (Olive Branch)
14	Jalen Mayden	QB	6-2	230	RFr.	RS	Sachse, Texas (Sachse)
5	Osirus Mitchell	WR	6-5	210	Jr.	2L	Sarasota, Fla. (Booker)
29	C.J. Morgan	S	6-0	200	Jr.	2L	Bossier City, La. (Parkway)
26	Alec Murphy	RB	6-0	230	Sr.	3L	Nixa, Mo. (Nixa)
7	Marcus Murphy	S	6-1	200	So.	1L	West Point, Miss. (West Point)
17	Aaron Odom	DE	6-3	270	So.	1L	Jackson, Miss. (Callaway)
56	Dareuan Parker	OL	6-4	330	Jr.	2L	Olive Branch, Miss. (DeSoto Central)
4	JaVonta Payton	WR	6-1	180	Jr.	JC	Nashville, Tenn. (Northwest [Miss.] CC)
74	Nick Pendley	OL	6-4	310	Fr.	HS	Canton, Ga. (Creekview)
38	Fred Peters	S	5-10	200	Jr.	JC	Columbia, Miss. (Jones County [Miss.] JC)
78	Tyre Phillips	OL	6-5	345	Sr.	1L	Grenada, Miss. (East Mississippi CC)
22	Nathan Pickering	DT	6-4	315	Fr.	HS	Mount Olive, Miss. (Seminary)
12	Shawn Preston Jr.	S	6-0	200	RFr.	RS	St. James, La. (St. James)
13	Kyziah Pruitt	WR	5-10	210	Fr.	HS	Macon, Miss. (Noxubee County)
23	J.P. Purvis	S	6-1	200	Fr.	HS	Pelahatchie, Miss. (Pelahatchie Attendance Center)





No.	Name	Pos.	Ht.	Wt.	Cl.	Exp.	Hometown (Previous School)
21	Jaylon Reed	CB	6-0	190	RFr.	RS	Olive Branch, Miss. (Olive Branch)
51	Stewart Reese	OL	6-5	345	Jr.	2L	Fort Pierce, Fla. (Fort Pierce Central)
5	Chauncey Rivers	DE	6-3	275	Sr.	1L	Stone Mountain, Ga. (East Mississippi CC)
32	Robert Rivers	RB	5-11	210	So.	1L	Ocala, Fla. (Trinity Catholic)
45	Devon Robinson	DT	6-4	295	RFr.	RS	Memphis, Tenn. (Whitehaven)
9	De'Monte Russell	DE	6-4	230	Fr.	HS	Jackson, Miss. (Provine)
27	Kody Schexnayder	P	5-10	195	Sr.	2L	River Ridge, La. (John Curtis)
63	LaQuinston Sharp	OL	6-3	315	Jr.	JC	Columbus, Miss. (East Mississippi CC)
33	Joshua Short	CB	5-10	185	RFr.	RS	Greenville, Miss. (Northwest Rankin)
6	Garrett Shrader	QB	6-4	220	Fr.	HS	Charlotte, N.C. (Charlotte Christian)
8	Maurice Smitherman	CB	5-10	195	Sr.	3L	Adamsville, Ala. (Minor)
42	Marquiss Spencer	DE	6-4	285	Jr.	2L	Greenwood, Miss. (Greenwood)
11	Geor'quarius Spivey	TE	6-5	250	RFr.	RS	Monroe, La. (Richwood)
62	Matt Stanic	OL	6-4	345	Jr.	SQ	Madison, Miss. (Madison Central)
7	Tommy Stevens	QB	6-5	235	Sr.	GTR	Indianapolis, Ind. (Penn State)
75	Michael Story	OL	6-4	300	Sr.	3L	Ripley, Miss. (Ripley)
77	Cordavien Suggs	OL	6-6	315	So.	SQ	Jackson, Miss. (Fletcher)
16	Vincent Taylor	WR	5-10	190	So.	SQ	Memphis, Tenn. (Ridgeway)
2	Dedrick Thomas	WR	5-9	190	Sr.	3L	Memphis, Tenn. (Memphis Central)
40	Erroll Thompson	LB	6-1	250	Jr.	2L	Florence, Ala. (Florence)
10	Keytaon Thompson	QB	6-4	225	Jr.	2L	New Orleans, La. (Landry-Walker)
34	Sherman Timbs	DE	6-2	265	So.	SQ	Indianola, Miss. (Indianola Academy)
83	Quinton Torbor	WR	6-1	195	Fr.	HS	Destrehan, La. (Destrehan)
88	Powers Warren	TE	6-3	245	So.	1L	Minnetonka, Minn. (Minnetonka Senior)
50	Tim Washington	LB	6-3	240	Sr.	3L	Yazoo City, Miss. (Yazoo City)
14	Nathaniel Watson	LB	6-2	245	RFr.	RS	Maplesville, Ala. (Maplesville)
79	Evans Wilkerson	OL	6-5	310	Sr.	3L	Ridgeland, Miss. (Jackson Academy)
85	Austin Williams	WR	6-3	200	So.	1L	Ocean Springs, Miss. (Ocean Springs)
73	Darryl Williams	OL	6-3	310	Sr.	2L	Bessemer, Ala. (Bessemer City)
13	Tyler Williams	CB	6-2	175	So.	1L	Oxford, Miss. (Lafayette)
22	Lee Witherspoon	RB	5-10	205	Fr.	HS	Birmingham, Ala. (North Jackson)
93	Cameron Young	DT	6-3	305	RFr.	RS	Crosby, Miss. (Franklin County)
12	Isaiah Zuber	WR	6-0	190	Sr.	GTR	Stone Mountain, Ga. (Kansas State)

## PRONUNCIATION GUIDE

2	Jarrian Jones	JAIR-ee-un
3	Devonta Jason	DUH-vahn-tay
4	Izuchukwu King Ani	Iz-ooh-choo-kwoo
4	JaVonta Payton	JUH-vahn-tay
4	Dedrick Thomas	rhymes with red
5	Osirus Mitchell	O-sye-rus
9	Malik Dear	MUH-leek
9	De'Monte Russell	DUH-mahn-tay
10	Keytaon Thompson	KEY-tahn
11	Jaquarius Landrews	JUH-quair-ee-us
11	Geor'quarius Spivey	JUH-quair-ee-us
12	Isaiah Zuber	ZOO-bur
13	Kyziah Pruitt	KUH-zeye-uh

18	Aaron Brule	BREW-lay
27	Esaías Furdge	ee-ZAH-yahs
27	Kody Schexnayder	SHEX-nye-dur
40	Erroll Thompson	AIR-uhl
47	Jace Christmann	Christ-man
55	Greg Eiland	rhymes with island
56	Dareuan Parker	DAIR-e-uhn
69	Kwatrivous Johnson	KWAH-tray-vee-us
77	Cordavien Suggs	COR-day-vee-uhn
78	Tyre Phillips	TYE-ree
82	Farrod Green	FUH-rahd
84	Dontea Jones	DAHN-tay

## RETURNING STAT LEADERS (2018 STATS)

Points Scored .....	K Jace Christmann (77)
Touchdowns .....	RB Kylin Hill (8)
Rushing Yards .....	RB Kylin Hill (734)
Rushing Touchdowns .....	RB Kylin Hill (2), QB Keytaon Thompson (2)
Receiving Yards .....	Stephen Guidry (440)
Receiving Touchdowns .....	WR Osirus Mitchell (4), RB Kylin Hill (4)
Passing Yards .....	QB Keytaon Thompson (458)
Passing Touchdowns .....	QB Keytaon Thompson (6)
Tackles .....	LB Erroll Thompson (87)
Tackles For Loss .....	LB Erroll Thompson (9.0)
Sacks .....	LB Willie Gay Jr. (5.0)
Interceptions .....	Four players (2)

## WHO RETURNS IN 2019

### Starters Returning From 2018

#### Offense (7)

**RB** – Kylin Hill (11 starts in 2018)  
**WR** – Stephen Guidry (5 starts in 2018)  
**WR** – Dedrick Thomas (8 starts in 2018)  
**WR** – Osirus Mitchell (13 starts in 2018)  
**OL** – Greg Eiland (13 starts in 2018)  
**OL** – Darryl Williams (12 starts in 2018)  
**OL** – Stewart Reese (13 starts in 2018)

#### Defense (4)

**WLB** – Leo Lewis (10 starts in 2018)  
**MLB** – Erroll Thompson (13 starts in 2018)  
**S/LB** – LB Willie Gay Jr. (6 starts in 2018) / S Brian Cole II (3 starts in 2018) / S Jaquarius Landrews (3 starts in 2018)  
**CB** – Cameron Dantzler (13 starts in 2018)

#### Specialists (2)

**K** – Jace Christmann  
**P** – Tucker Day

### Starters Lost From 2018

#### Offense (4)

**QB** – Nick Fitzgerald (12 starts in 2018)  
**TE** – Justin Johnson (13 starts in 2018)  
**OL** – Elgton Jenkins (13 starts at center in 2018)  
**OL** – Deion Calhoun (13 starts at right guard in 2018)

#### Defense (7)

**DE** – Montez Sweat (12 starts in 2018)  
**DT** – Braxton Hoyett (11 starts in 2018)  
**DT** – Jeffery Simmons (12 starts in 2018)  
**DE** – Gerri Green (13 starts in 2018)  
**CB** – Jamal Peters (9 starts in 2018)  
**S** – Mark McLaurin (12 starts in 2018)  
**S** – Johnathan Abram (11 starts in 2018)

## OFFENSIVE LETTERMEN RETURNING (22)

**Quarterback (1):** Keytaon Thompson

**Running Back (4):** Nick Gibson, Kylin Hill, Alec Murphy, Robert Rivers

**Wide Receiver (6):** Malik Dear, Stephen Guidry, Devonta Jason, Osirus Mitchell, Dedrick Thomas, Austin Williams

**Tight End (3):** Farrod Green, Donte Jones, Powers Warren

**Offensive Line (8):** Tommy Champion, Greg Eiland, Dareuan Parker, Tyre Phillips, Stewart Reese, Michael Story, Evans Wilkerson, Darryl Williams

## DEFENSIVE LETTERMEN RETURNING (24)

**Cornerback (5):** Korey Charles, Cameron Dantzler, Taury Dixon, Maurice Smitherman, Tyler Williams

**Safety (5):** Brian Cole II, Landon Guidry, Jaquarius Landrews, C.J. Morgan, Marcus Murphy

**Linebacker (6):** Willie Gay Jr., R.J. Jennings, Sh'mar Kilby-Lane, Leo Lewis, Erroll Thompson, Tim Washington

**Defensive End (5):** Fletcher Adams, Kobe Jones, Aaron Odom, Chauncey Rivers, Marquiss Spencer

**Defensive Tackle (3):** Lee Autry, James Jackson, Kendell Jones

## SPECIALTY LETTERMEN RETURNING (4)

**Kicker (2):** Jace Christmann, Scott Goodman

**Punter (2):** Tucker Day, Kody Schexnayder

## BULLDOGS BY CLASS

**Seniors:** DE Fletcher Adams, DT Lee Autry, OL Tommy Champion, S Brian Cole II, WR Malik Dear, RB Nick Gibson, TE Farrod Green, WR Stephen Guidry, DT Kendell Jones, LB Sh'mar Kilby-Lane, S Jaquarius Landrews, LB Leo Lewis, RB Alec Murphy, OL Tyre Phillips, DE Chauncey Rivers, P Kody Schexnayder, CB Maurice Smitherman, QB Tommy Stevens, OL Michael Story, WR Dedrick Thomas, LB Tim Washington, OL Evans Wilkerson, OL Darryl Williams, WR Isaiah Zuber

**Juniors:** QB Logan Burnett, CB Korey Charles, K Jace Christmann, CB Cameron Dantzler, CB Taury Dixon, OL Greg Eiland, LB Willie Gay Jr., RB Kylin Hill, LB R.J. Jennings, TE Donte Jones, DE Kobe Jones, K Jordan Lawless, WR Osirus Mitchell, S C.J. Morgan, OL Dareuan Parker, WR JaVonta Payton, S Fred Peters, OL Stewart Reese, OL LaQuinston Sharp, DE Marquiss Spencer, OL Matt Stanic, QB Keytaon Thompson, LB Erroll Thompson

**Sophomores:** S Somon Anderson, S Aadrekeis Conner, S Londyn Craft, P Tucker Day, K Scott Goodman, S Landon Guidry, DT James Jackson, WR Devonta Jason, DT Allen Love, S Marcus Murphy, DE Aaron Odom, RB Robert Rivers, OL Cordavien Suggs, DE Sherman Timbs, WR Vincent Taylor, TE Powers Warren, WR Austin Williams, CB Tyler Williams

**Redshirt Freshmen:** LB Aaron Brule, DT Jaden Crumedy, TE Brad Cumbest, CB Esaias Furdge, WR Cameron Gardner, LB Jett Johnson, OL Kwatrivous Johnson, OL Kameron Jones, DT Fabien Lovett, QB Jalen Mayden, S Shawn Preston Jr., CB Jaylon Reed, DT Devon Robinson, CB Joshua Short, TE Georquarius Spivey, LB Nathaniel Watson, DT Cameron Young

**Freshmen:** OL Charles Cross, OL Brandon Cunningham, S Collin Duncan, CB Martin Emerson, DE Jack Harris, DE Izuchukwu King Ani, OL Brevyn Jones, CB Jarrian Jones, CB Dylan Lawrence, OL Nick Pendley, DT Nathan Pickering, WR Kyziah Pruitt, S J.P. Purvis, DE De'Monte Russell, QB Garrett Shrader, WR Quinton Torbor, RB Lee Witherspoon



**#43 FLETCHER ADAMS**DE • Sr. • 3L • 6-2 • 265  
Brandon, Miss. (Brandon)**#25 SOMON ANDERSON**S • So. • SQ • 6-0 • 200  
New Orleans, La. (Brother Martin)**#90 LEE AUTRY**DT • Sr. • 1L • 6-2 • 305  
Albemarle, N.C. (Itawamba [Miss.] CC)**#18 AARON BRULE**LB • RFr. • RS • 6-1 • 235  
Metairie, La. (Archbishop Rummel)**#17 LOGAN BURNETT**QB • Jr. • SQ • 6-2 • 200  
Pelham, Ala. (Bessemer Academy)**#70 TOMMY CHAMPION**OL • Sr. • 1L • 6-5 • 320  
Jackson, Miss. (Copiah-Lincoln [Miss.] CC)**#16 KOREY CHARLES**CB • Jr. • 2L • 5-10 • 180  
Miami, Fla. (North Florida Christian)**#47 JACE CHRISTMANN**K • Jr. • 2L • 6-0 • 200  
Houston, Texas (Memorial)**#32 BRIAN COLE II**S • Sr. • 1L • 6-2 • 210  
Saginaw, Mich. (East Mississippi CC)**#26 AADREEKIS CONNER**S • So. • SQ • 6-2 • 210  
Port Gibson, Miss. (Port Gibson)**#28 LONDYN CRAFT**S • So. • SQ • 6-0 • 200  
Rio Rancho, N.M. (IMG Academy)**#67 CHARLES CROSS**OL • Fr. • HS • 6-5 • 270  
Laurel, Miss. (Laurel)**#84 JADEN CRUMEDY**DT • RFr. • RS • 6-5 • 300  
Hattiesburg, Miss. (Oak Grove)**#25 BRAD CUMBEST**TE • RFr. • RS • 6-5 • 250  
Hurley, Miss. (East Central)**#72 BRANDON CUNNINGHAM**OL • Fr. • HS • 6-4 • 305  
St. Martin, Miss. (St. Martin)**#3 CAMERON DANTZLER**CB • Jr. • 2L • 6-2 • 185  
Hammond, La. (St. Thomas Aquinas)**#42 TUCKER DAY**P • So. • 1L • 6-0 • 210  
Brentwood, Tenn. (Brentwood)**#9 MALIK DEAR**WR • Sr. • 3L • 5-9 • 220  
Jackson, Miss. (Murrah)**#20 TAURY DIXON**CB • Jr. • 1L • 5-9 • 165  
Madison, Miss. (East Mississippi CC)**#19 COLLIN DUNCAN**S • Fr. • HS • 6-0 • 195  
Montgomery, Ala. (St. James)

**#55 GREG EILAND**

OL • Jr. • 2L • 6-8 • 335  
Philadelphia, Miss. (Philadelphia)

**#1 MARTIN EMERSON**

CB • Fr. • HS • 6-2 • 195  
Pensacola, Fla. (Pine Forest)

**#27 ESAIAS FURDGE**

CB • RFr. • RS • 5-11 • 180  
Clarksdale, Miss. (Clarksdale)

**#18 CAMERON GARDNER**

WR • RFr. • RS • 6-4 • 220  
Starkville, Miss. (Starkville)

**#6 WILLIE GAY JR.**

LB • Jr. • 2L • 6-2 • 240  
Starkville, Miss. (Starkville)

**#21 NICK GIBSON**

RB • Sr. • 3L • 5-11 • 215  
Birmingham, Ala. (Pinson Valley)

**#48 SCOTT GOODMAN**

K • So. • 1L • 5-10 • 200  
Brandon, Miss. (Brandon)

**#82 FARROD GREEN**

TE • Sr. • 3L • 6-4 • 240  
Wesson, Miss. (Wesson Attendance Center)

**#35 LANDON GUIDRY**

S • So. • 1L • 6-0 • 195  
Spring Hill, Tenn. (Independence)

**#1 STEPHEN GUIDRY**

WR • Sr. • 1L • 6-4 • 200  
New Roads, La. (Hinds [Miss.] CC)

**#15 JACK HARRIS**

DE • Fr. • HS • 6-3 • 245  
Sumrall, Miss. (Oak Grove)

**#8 KYLIN HILL**

RB • Jr. • 2L • 5-11 • 215  
Columbus, Miss. (Columbus)

**#4 IZUCHUKWU KING ANI**

DE • Fr. • HS • 6-4 • 230  
Hendersonville, Tenn. (Davidson Academy)

**#99 JAMES JACKSON**

DT • So. • 1L • 6-3 • 315  
Pascagoula, Miss. (Pascagoula)

**#3 DEVONTA JASON**

WR • So. • 1L • 6-3 • 225  
New Orleans, La. (Landry-Walker)

**#51 R.J. JENNINGS**

LB • Jr. • RS • 6-0 • 235  
Birmingham, Ala. (Briarwood Christian)

**#44 JETT JOHNSON**

LB • RFr. • RS • 6-2 • 235  
Tupelo, Miss. (Tupelo)

**#69 KWATRIVOUS JOHNSON**

OL • RFr. • RS • 6-7 • 330  
Greenwood, Miss. (Greenwood)

**#76 BREVYN JONES**

OL • Fr. • HS • 6-4 • 280  
Center Point, Ala. (Huffman)

**#84 DONTA JONES**

TE • Jr. • 2L • 6-4 • 250  
McCool, Miss. (Jireh [N.C.] Prep)





**#2 JARRRIAN JONES**  
CB • Fr. • HS • 6-0 • 190  
Brandon, Miss. (Northwest Rankin)



**#58 KAMERON JONES**  
OL • RFr. • RS • 6-5 • 325  
Starkville, Miss. (Starkville)



**#92 KENDELL JONES**  
DT • Sr. • 2L • 6-4 • 300  
Pinson, Ala. (Clay-Chalkville)



**#52 KOBE JONES**  
DE • Jr. • 2L • 6-4 • 270  
Starkville, Miss. (Starkville)



**#30 SH'MAR KILBY-LANE**  
LB • Sr. • 1L • 6-2 • 230  
Hollywood, Fla. (Copiah-Lincoln [Miss.] CC)



**#11 JAQUARIUS LANDREWS**  
S • Sr. • 1L • 6-0 • 200  
Summit, Miss. (Copiah-Lincoln [Miss.] CC)



**#26 JORDAN LAWLESS**  
K • Jr. • SQ • 6-0 • 200  
Lindale, Texas (Tyler [Texas] JC)



**#24 DYLAN LAWRENCE**  
CB • Fr. • HS • 6-4 • 190  
George County, Miss. (George County)



**#10 LEO LEWIS**  
LB • Sr. • 3L • 6-2 • 245  
Brookhaven, Miss. (Brookhaven)



**#95 ALLEN LOVE**  
DT • So. • TR • 6-2 • 285  
Birmingham, Ala. (Louisville)



**#54 FABIEN LOVETT**  
DT • RFr. • RS • 6-4 • 315  
Olive Branch, Miss. (Olive Branch)



**#14 JALEN MAYDEN**  
QB • RFr. • RS • 6-2 • 230  
Sachse, Texas (Sachse)



**#5 OSIRUS MITCHELL**  
WR • Jr. • 2L • 6-5 • 210  
Sarasota, Fla. (Booker)



**#29 C.J. MORGAN**  
S • Jr. • 2L • 6-0 • 200  
Bossier City, La. (Parkway)



**#26 ALEC MURPHY**  
RB • Sr. • 3L • 6-0 • 230  
Nixa, Mo. (Nixa)



**#7 MARCUS MURPHY**  
S • So. • 1L • 6-1 • 200  
West Point, Miss. (West Point)



**#17 AARON ODOM**  
DE • So. • 1L • 6-3 • 270  
Jackson, Miss. (Callaway)



**#56 DAREUAN PARKER**  
OL • Jr. • 2L • 6-4 • 330  
Olive Branch, Miss. (DeSoto Central)



**#4 JAVONTA PAYTON**  
WR • Jr. • JC • 6-1 • 180  
Nashville, Tenn. (Northwest [Miss.] CC)



**#74 NICK PENDLEY**  
OL • Fr. • HS • 6-4 • 310  
Canton, Ga. (Creekview)


**#38 FRED PETERS**

S • Jr. • JC • 5-10 • 200  
Columbia, Miss. (Jones County [Miss.] JC)


**#78 TYRE PHILLIPS**

OL • Sr. • 1L • 6-5 • 345  
Grenada, Miss. (East Mississippi CC)


**#22 NATHAN PICKERING**

DT • Fr. • HS • 6-4 • 315  
Mount Olive, Miss. (Seminary)


**#12 SHAWN PRESTON JR.**

S • RFr. • RS • 6-0 • 200  
St. James, La. (St. James)


**#13 KYZHIA PRUITT**

WR • Fr. • HS • 5-10 • 210  
Macon, Miss. (Noxubee County)


**#23 J.P. PURVIS**

S • Fr. • HS • 6-1 • 200  
Pelahatchie, Miss. (Pelahatchie Attendance Center)


**#21 JAYLON REED**

CB • RFr. • RS • 6-0 • 190  
Olive Branch, Miss. (Olive Branch)


**#51 STEWART REESE**

OL • Jr. • 2L • 6-5 • 345  
Fort Pierce, Fla. (Fort Pierce Central)


**#5 CHAUNCEY RIVERS**

DE • Sr. • 1L • 6-3 • 275  
Stone Mountain, Ga. (East Mississippi CC)


**#32 ROBERT RIVERS**

RB • So. • 1L • 5-11 • 210  
Ocala, Fla. (Trinity Catholic)


**#45 DEVON ROBINSON**

DT • RFr. • RS • 6-4 • 295  
Memphis, Tenn. (Whitehaven)


**#9 DE'MONTE RUSSELL**

DE • Fr. • HS • 6-4 • 230  
Jackson, Miss. (Provine)


**#27 KODY SCHEXNAYDER**

P • Sr. • 2L • 5-10 • 195  
River Ridge, La. (John Curtis)


**#63 LAQUINSTON SHARP**

OL • Jr. • JC • 6-3 • 315  
Columbus, Miss. (East Mississippi CC)


**#33 JOSHUA SHORT**

CB • RFr. • RS • 5-10 • 185  
Greenville, Miss. (Northwest Rankin)


**#6 GARRETT SHRADER**

QB • Fr. • HS • 6-4 • 220  
Charlotte, N.C. (Charlotte Christian)


**#8 MAURICE SMITHERMAN**

CB • Sr. • 3L • 5-10 • 195  
Adamsville, Ala. (Minor)


**#42 MARQUISS SPENCER**

DE • Jr. • 2L • 6-4 • 285  
Greenwood, Miss. (Greenwood)


**#11 GEOR'QUARIUS SPIVEY**

TE • RFr. • RS • 6-5 • 250  
Monroe, La. (Richwood)


**#62 MATT STANIC**

OL • Jr. • SQ • 6-4 • 345  
Madison, Miss. (Madison Central)





**#7 TOMMY STEVENS**  
QB • Sr. • GTR • 6-5 • 235  
Indianapolis, Ind. (Penn State)



**#75 MICHAEL STORY**  
OL • Sr. • 3L • 6-4 • 300  
Ripley, Miss. (Ripley)



**#77 CORDAVIEN SUGGS**  
OL • So. • SQ • 6-6 • 315  
Jackson, Miss. (Fletcher)



**#16 VINCENT TAYLOR**  
WR • So. • SQ • 5-10 • 190  
Memphis, Tenn. (Ridgeway)



**#2 DEDDRICK THOMAS**  
WR • Sr. • 3L • 5-9 • 190  
Memphis, Tenn. (Memphis Central)



**#40 ERROLL THOMPSON**  
LB • Jr. • 2L • 6-1 • 250  
Florence, Ala. (Florence)



**#10 KEYTAON THOMPSON**  
QB • Jr. • 2L • 6-4 • 225  
New Orleans, La. (Landry-Walker)



**#34 SHERMAN TIMBS**  
DE • So. • SQ • 6-2 • 265  
Indianola, Miss. (Indianola Academy)



**#83 QUINTON TORBOR**  
WR • Fr. • HS • 6-1 • 195  
Destrehan, La. (Destrehan)



**#88 POWERS WARREN**  
TE • So. • 1L • 6-3 • 245  
Minnetonka, Minn. (Minnetonka Senior)



**#50 TIM WASHINGTON**  
LB • 6-3 • 240 • Sr. • 3L  
Yazoo City, Miss. (Yazoo City)



**#14 NATHANIEL WATSON**  
LB • RFr. • RS • 6-2 • 245  
Maplesville, Ala. (Maplesville)



**#79 EVANS WILKERSON**  
OL • Sr. • 3L • 6-5 • 310  
Ridgeland, Miss. (Jackson Academy)



**#85 AUSTIN WILLIAMS**  
WR • So. • 1L • 6-3 • 200  
Ocean Springs, Miss. (Ocean Springs)



**#73 DARRYL WILLIAMS**  
OL • Sr. • 2L • 6-3 • 310  
Bessemer, Ala. (Bessemer City)



**#13 TYLER WILLIAMS**  
CB • So. • 1L • 6-2 • 175  
Oxford, Miss. (Lafayette)



**#22 LEE WITHERSPOON**  
RB • Fr. • HS • 5-10 • 205  
Birmingham, Ala. (North Jackson)



**#93 CAMERON YOUNG**  
DT • RFr. • RS • 6-3 • 305  
Crosby, Miss. (Franklin County)



**#12 ISAIAH ZUBER**  
WR • Sr. • GTR • 6-0 • 190  
Stone Mountain, Ga. (Kansas State)

#43 | FLETCHER ADAMS | DE | 6-2 | 265 | SR. | 3L | BRANDON, MISS. (BRANDON)

## FLETCHER ADAMS' CAREER DEFENSIVE STATISTICS

YEAR	GP/GS	SOLO	AST	TOT	TFL	YDS	SACK	YDS	FF	FR	YDS	INT	YDS	QBH	PBU
2016	11/0	4	12	16	0.5	2	0	0	0	0	0	0	0	0	0
2017	13/6	9	17	26	3.5	15	0.5	2	1	0	0	0	0	1	1
2018	13/2	7	13	20	2.0	10	1.0	8	0	0	0	0	0	4	0
<b>TOTAL</b>	<b>37/8</b>	<b>20</b>	<b>42</b>	<b>62</b>	<b>6.0</b>	<b>27</b>	<b>1.5</b>	<b>10</b>	<b>1</b>	<b>0</b>	<b>0</b>	<b>0</b>	<b>0</b>	<b>5</b>	<b>1</b>

## FLETCHER ADAMS' 2016 GAME-BY-GAME DEFENSIVE STATISTICS

DATE	OPPONENT	GP/GS	SOLO	AST	TOT	TFL	YDS	SACK	YDS	FF	FR	YDS	INT	YDS	QBH	PBU
09/03/16	South Alabama	1/0	0	1	1	0	0	0	0	0	0	0	0	0	0	0
09/10/16	South Carolina	1/0	1	0	1	0	0	0	0	0	0	0	0	0	0	0
09/24/16	at Massachusetts	1/0	0	1	1	0	0	0	0	0	0	0	0	0	0	0
10/08/16	Auburn	1/0	0	1	1	0	0	0	0	0	0	0	0	0	0	0
10/14/16	at BYU	1/0	0	0	0	0	0	0	0	0	0	0	0	0	0	0
10/29/16	Samford	1/0	0	5	5	0.5	2	0	0	0	0	0	0	0	0	0
11/05/16	Texas A&M	1/0	0	1	1	0	0	0	0	0	0	0	0	0	0	0
11/12/16	at Alabama	1/0	0	0	0	0	0	0	0	0	0	0	0	0	0	0
11/18/16	Arkansas	1/0	0	1	1	0	0	0	0	0	0	0	0	0	0	0
11/26/16	at Ole Miss	1/0	1	1	2	0	0	0	0	0	0	0	0	0	0	0
12/26/16	vs. Miami (Ohio)	1/0	2	1	3	0	0	0	0	0	0	0	0	0	0	0
<b>TOTAL</b>		<b>11/0</b>	<b>4</b>	<b>12</b>	<b>16</b>	<b>0.5</b>	<b>2</b>	<b>0</b>	<b>0</b>	<b>0</b>	<b>0</b>	<b>0</b>	<b>0</b>	<b>0</b>	<b>0</b>	<b>0</b>

## FLETCHER ADAMS' 2017 GAME-BY-GAME DEFENSIVE STATISTICS

DATE	OPPONENT	GP/GS	SOLO	AST	TOT	TFL	YDS	SACK	YDS	FF	FR	YDS	INT	YDS	QBH	PBU
09/02/17	Charleston Southern	1/1	1	1	2	1.5	8	0	0	1	0	0	0	0	0	0
09/09/17	at Louisiana Tech	1/0	1	1	2	0	0	0	0	0	0	0	0	0	0	0
09/16/17	LSU	1/0	1	2	3	0	0	0	0	0	0	0	0	0	0	1
09/23/17	at Georgia	1/1	0	1	1	0	0	0	0	0	0	0	0	0	0	0
09/30/17	at Auburn	1/0	0	0	0	0	0	0	0	0	0	0	0	0	0	0
10/14/17	BYU	1/1	0	1	1	0	0	0	0	0	0	0	0	0	0	0
10/21/17	Kentucky	1/0	0	1	1	0	0	0	0	0	0	0	0	0	0	0
10/28/17	at Texas A&M	1/0	0	0	0	0	0	0	0	0	0	0	0	0	0	0
11/03/17	Massachusetts	1/1	2	2	4	1.0	4	0	0	0	0	0	0	0	0	0
11/11/17	Alabama	1/0	1	2	3	0.5	2	0.5	2	0	0	0	0	0	0	0
11/18/17	at Arkansas	1/1	0	1	1	0	0	0	0	0	0	0	0	0	0	0
11/23/017	Ole Miss	1/0	1	4	5	0.5	1	0	0	0	0	0	0	0	0	0
12/30/17	vs. Louisville	1/1	2	1	3	0	0	0	0	0	0	0	0	0	1	0
<b>TOTAL</b>		<b>13/6</b>	<b>9</b>	<b>17</b>	<b>26</b>	<b>3.5</b>	<b>15</b>	<b>0.5</b>	<b>2</b>	<b>1</b>	<b>0</b>	<b>0</b>	<b>0</b>	<b>0</b>	<b>1</b>	<b>1</b>

## FLETCHER ADAMS' 2018 GAME-BY-GAME DEFENSIVE STATISTICS

DATE	OPPONENT	GP/GS	SOLO	AST	TOT	TFL	YDS	SACK	YDS	FF	FR	YDS	INT	YDS	QBH	PBU
09/01/18	Stephen F. Austin	1/0	0	2	2	0	0	0	0	0	0	0	0	0	0	0
09/08/18	at Kansas State	1/0	3	0	3	1.0	8	1.0	8	0	0	0	0	0	0	0
09/15/18	Louisiana	1/0	0	1	1	0	0	0	0	0	0	0	0	0	0	0
09/22/18	at Kentucky	1/0	0	1	1	0	0	0	0	0	0	0	0	0	0	0
09/29/18	Florida	1/0	0	2	2	0	0	0	0	0	0	0	0	0	0	0
10/06/18	Auburn	1/0	0	0	0	0	0	0	0	0	0	0	0	0	1	0
10/20/18	at LSU	1/1	0	2	2	0.5	1	0	0	0	0	0	0	0	0	0
10/27/18	Texas A&M	1/0	1	1	2	0.5	1	0	0	0	0	0	0	0	2	0
11/03/18	Louisiana Tech	1/0	0	2	2	0	0	0	0	0	0	0	0	0	1	0
11/10/18	at Alabama	1/0	1	1	2	0	0	0	0	0	0	0	0	0	0	0
11/17/18	Arkansas	1/0	0	0	0	0	0	0	0	0	0	0	0	0	0	0
11/22/18	at Ole Miss	1/0	1	0	1	0	0	0	0	0	0	0	0	0	0	0
01/01/19	vs. Iowa	1/1	1	1	2	0	0	0	0	0	0	0	0	0	0	0
<b>TOTAL</b>		<b>13/2</b>	<b>7</b>	<b>13</b>	<b>20</b>	<b>2.0</b>	<b>10</b>	<b>1.0</b>	<b>8</b>	<b>0</b>	<b>0</b>	<b>0</b>	<b>0</b>	<b>0</b>	<b>4</b>	<b>0</b>





#90 | LEE AUTRY | DT | 6-2 | 305 | SR. | 1L | ALBEMARLE, N.C. (ITAWAMBA [MISS.] CC)

## LEE AUTRY'S CAREER DEFENSIVE STATISTICS

YEAR	GP/GS	SOLO	AST	TOT	TFL	YDS	SACK	YDS	FF	FR	YDS	INT	YDS	QBH	PBU
2018	13/1	2	9	11	0	0	0	0	0	0	0	0	0	0	0
<b>TOTAL</b>	<b>13/1</b>	<b>2</b>	<b>9</b>	<b>11</b>	<b>0</b>	<b>0</b>	<b>0</b>	<b>0</b>	<b>0</b>	<b>0</b>	<b>0</b>	<b>0</b>	<b>0</b>	<b>0</b>	<b>0</b>

## LEE AUTRY'S 2018 GAME-BY-GAME DEFENSIVE STATISTICS

DATE	OPPONENT	GP/GS	SOLO	AST	TOT	TFL	YDS	SACK	YDS	FF	FR	YDS	INT	YDS	QBH	PBU
09/01/18	Stephen F. Austin	1/0	1	2	3	0	0	0	0	0	0	0	0	0	0	0
09/08/18	at Kansas State	1/0	0	0	0	0	0	0	0	0	0	0	0	0	0	0
09/15/18	Louisiana	1/0	0	1	1	0	0	0	0	0	0	0	0	0	0	0
09/22/18	at Kentucky	1/0	0	0	0	0	0	0	0	0	0	0	0	0	0	0
09/29/18	Florida	1/0	0	0	0	0	0	0	0	0	0	0	0	0	0	0
10/06/18	Auburn	1/0	0	0	0	0	0	0	0	0	0	0	0	0	0	0
10/20/18	at LSU	1/0	0	2	2	0	0	0	0	0	0	0	0	0	0	0
10/27/18	Texas A&M	1/1	0	2	2	0	0	0	0	0	0	0	0	0	0	0
11/03/18	Louisiana Tech	1/0	0	1	1	0	0	0	0	0	0	0	0	0	0	0
11/10/18	at Alabama	1/0	1	0	1	0	0	0	0	0	0	0	0	0	0	0
11/17/18	Arkansas	1/0	0	0	0	0	0	0	0	0	0	0	0	0	0	0
11/22/18	at Ole Miss	1/0	0	1	1	0	0	0	0	0	0	0	0	0	0	0
01/01/19	vs. Iowa	1/0	0	0	0	0	0	0	0	0	0	0	0	0	0	0
<b>TOTAL</b>		<b>13/1</b>	<b>2</b>	<b>9</b>	<b>11</b>	<b>0</b>	<b>0</b>	<b>0</b>	<b>0</b>	<b>0</b>	<b>0</b>	<b>0</b>	<b>0</b>	<b>0</b>	<b>0</b>	<b>0</b>

#18 | AARON BRULE | LB | 6-1 | 235 | RFR. | RS | METAIRIE, LA. (ARCHBISHOP RUMMEL)

## AARON BRULE'S CAREER DEFENSIVE STATISTICS

YEAR	GP/GS	SOLO	AST	TOT	TFL	YDS	SACK	YDS	FF	FR	YDS	INT	YDS	QBH	PBU
2018	4/0	0	1	1	0	0	0	0	0	0	0	0	0	0	0
<b>TOTAL</b>	<b>4/0</b>	<b>0</b>	<b>1</b>	<b>1</b>	<b>0</b>	<b>0</b>	<b>0</b>	<b>0</b>	<b>0</b>	<b>0</b>	<b>0</b>	<b>0</b>	<b>0</b>	<b>0</b>	<b>0</b>

## AARON BRULE'S 2018 GAME-BY-GAME DEFENSIVE STATISTICS

DATE	OPPONENT	GP/GS	SOLO	AST	TOT	TFL	YDS	SACK	YDS	FF	FR	YDS	INT	YDS	QBH	PBU
09/01/18	Stephen F. Austin	1/0	0	0	0	0	0	0	0	0	0	0	0	0	0	0
09/15/18	Louisiana	1/0	0	1	1	0	0	0	0	0	0	0	0	0	0	0
10/06/18	Auburn	1/0	0	0	0	0	0	0	0	0	0	0	0	0	0	0
01/01/19	vs. Iowa	1/0	0	0	0	0	0	0	0	0	0	0	0	0	0	0
<b>TOTAL</b>		<b>4/0</b>	<b>0</b>	<b>1</b>	<b>1</b>	<b>0</b>	<b>0</b>	<b>0</b>	<b>0</b>	<b>0</b>	<b>0</b>	<b>0</b>	<b>0</b>	<b>0</b>	<b>0</b>	<b>0</b>

#16 | KOREY CHARLES | CB | 5-10 | 180 | JR. | 2L | MIAMI, FLA. (NORTH FLORIDA CHRISTIAN)

## KOREY CHARLES' CAREER DEFENSIVE STATISTICS

YEAR	GP/GS	SOLO	AST	TOT	TFL	YDS	SACK	YDS	FF	FR	YDS	INT	YDS	QBH	PBU
2017	3/0	1	1	2	0	0	0	0	0	0	0	0	0	0	0
2018	7/0	1	0	1	0	0	0	0	0	0	0	0	0	0	0
<b>TOTAL</b>	<b>10/0</b>	<b>2</b>	<b>1</b>	<b>3</b>	<b>0</b>	<b>0</b>	<b>0</b>	<b>0</b>	<b>0</b>	<b>0</b>	<b>0</b>	<b>0</b>	<b>0</b>	<b>0</b>	<b>0</b>

## KOREY CHARLES' 2018 GAME-BY-GAME DEFENSIVE STATISTICS

DATE	OPPONENT	GP/GS	SOLO	AST	TOT	TFL	YDS	SACK	YDS	FF	FR	YDS	INT	YDS	QBH	PBU
09/01/18	Stephen F. Austin	1/0	0	0	0	0	0	0	0	0	0	0	0	0	0	0
09/15/18	Louisiana	1/0	0	0	0	0	0	0	0	0	0	0	0	0	0	0
09/29/18	Florida	1/0	0	0	0	0	0	0	0	0	0	0	0	0	0	0
11/03/18	Louisiana Tech	1/0	1	0	1	0	0	0	0	0	0	0	0	0	0	0
11/10/18	at Alabama	1/0	0	0	0	0	0	0	0	0	0	0	0	0	0	0
11/17/18	Arkansas	1/0	0	0	0	0	0	0	0	0	0	0	0	0	0	0
11/22/18	at Ole Miss	1/0	0	0	0	0	0	0	0	0	0	0	0	0	0	0
<b>TOTAL</b>		<b>7/0</b>	<b>1</b>	<b>0</b>	<b>1</b>	<b>0</b>	<b>0</b>	<b>0</b>	<b>0</b>	<b>0</b>	<b>0</b>	<b>0</b>	<b>0</b>	<b>0</b>	<b>0</b>	<b>0</b>


**#47 | JACE CHRISTMANN | K | 6-0 | 200 | JR. | 2L | HOUSTON, TEXAS (MEMORIAL)**
**JACE CHRISTMANN'S CAREER KICKING STATISTICS**

YEAR	FG			PAT	
	M-A	LONG	BLKD	M-A	
2017	12-14	45	0	42-42	
2018	12-16	47	1	41-41	
<b>TOTAL</b>	<b>24-30</b>	<b>47</b>	<b>1</b>	<b>83-83</b>	

**JACE CHRISTMANN'S 2017 GAME-BY-GAME KICKING STATISTICS**

DATE	OPPONENT	FG			PAT	
		M-A	LONG	BLKD	M-A	
09/02/17	Charleston Southern	0-0	0	0	1-1	
09/09/17	at Louisiana Tech	0-0	0	0	3-3	
09/16/17	LSU	3-3	45	0	4-4	
09/23/17	at Georgia	1-1	26	0	0-0	
09/30/17	at Auburn	1-1	40	0	1-1	
10/14/17	BYU	0-0	0	0	5-5	
10/21/17	Kentucky	1-1	31	0	6-6	
10/28/17	at Texas A&M	0-0	0	0	5-5	
11/03/17	Massachusetts	2-2	28	0	4-4	
11/11/17	Alabama	1-1	25	0	3-3	
11/18/17	at Arkansas	0-1	0	0	4-4	
11/23/17	Ole Miss	2-2	44	0	2-2	
12/30/17	vs. Louisville	1-2	23	0	4-4	
<b>TOTAL</b>		<b>12-14</b>	<b>45</b>	<b>0</b>	<b>42-42</b>	

**JACE CHRISTMANN'S 2018 GAME-BY-GAME KICKING STATISTICS**

DATE	OPPONENT	FG			PAT	
		M-A	LONG	BLKD	M-A	
09/01/18	Stephen F. Austin	0-1	0	0	6-6	
09/08/18	at Kansas State	1-2	30	0	4-4	
09/15/18	Louisiana	0-0	0	0	8-8	
09/22/18	at Kentucky	0-0	0	0	1-1	
09/29/18	Florida	2-2	39	0	0-0	
10/06/18	Auburn	3-4	47	1	2-2	
10/20/18	at LSU	1-1	19	0	0-0	
10/27/18	Texas A&M	0-0	0	0	4-4	
11/03/18	Louisiana Tech	1-1	47	0	6-6	
11/10/18	at Alabama	0-1	0	0	0-0	
11/17/18	Arkansas	1-1	19	0	4-4	
11/22/18	at Ole Miss	0-0	0	0	5-5	
01/01/19	vs. Iowa	3-3	44	0	1-1	
<b>TOTAL</b>		<b>12-16</b>	<b>47</b>	<b>1</b>	<b>41-41</b>	

**#32 | BRIAN COLE II | S | 6-2 | 210 | SR. | 1L | SAGINAW, MICH. (EAST MISSISSIPPI CC)**
**BRIAN COLE'S CAREER DEFENSIVE STATISTICS**

YEAR	GP/GS	SOLO	AST	TOT	TFL	YDS	SACK	YDS	FF	FR	YDS	INT	YDS	QBH	PBU
2018	5/4	5	6	11	3.0	7	1.0	1	0	0	0	1	0	0	0
<b>TOTAL</b>	<b>5/4</b>	<b>5</b>	<b>6</b>	<b>11</b>	<b>3.0</b>	<b>7</b>	<b>1.0</b>	<b>1</b>	<b>0</b>	<b>0</b>	<b>0</b>	<b>1</b>	<b>0</b>	<b>0</b>	<b>0</b>

**BRIAN COLE'S 2018 GAME-BY-GAME DEFENSIVE STATISTICS**

DATE	OPPONENT	GP/GS	SOLO	AST	TOT	TFL	YDS	SACK	YDS	FF	FR	YDS	INT	YDS	QBH	PBU
09/01/18	Stephen F. Austin	1/1	0	2	2	1.0	1	0	0	0	0	0	0	0	0	0
09/08/18	at Kansas State	1/0	1	0	1	1.0	1	1.0	1	0	0	0	0	0	0	0
09/15/18	Louisiana	1/1	0	1	1	0	0	0	0	0	0	0	0	0	0	0
09/22/18	at Kentucky	1/1	1	0	1	1.0	5	0	0	0	0	0	1	0	0	0
09/29/18	Florida	1/1	3	3	6	0	0	0	0	0	0	0	0	0	0	0
<b>TOTAL</b>		<b>5/4</b>	<b>5</b>	<b>6</b>	<b>11</b>	<b>3.0</b>	<b>7</b>	<b>1.0</b>	<b>1</b>	<b>0</b>	<b>0</b>	<b>0</b>	<b>1</b>	<b>0</b>	<b>0</b>	<b>0</b>





#25 | BRAD CUMBEST | TE | 6-5 | 250 | RFR. | RS | HURLEY, MISS. (EAST CENTRAL)

## BRAD CUMBEST'S CAREER RECEIVING STATISTICS

YEAR	GP/GS	REC	YDS	TD	LONG	REC/G	AVG/C	AVG/G
2018	3/0	1	21	0	21	0.3	21.0	7.0
<b>TOTAL</b>	<b>3/0</b>	<b>1</b>	<b>21</b>	<b>0</b>	<b>21</b>	<b>0.3</b>	<b>21.0</b>	<b>7.0</b>

## BRAD CUMBEST'S 2018 GAME-BY-GAME RECEIVING STATISTICS

DATE	OPPONENT	GP/GS	REC	YDS	TD	LONG
09/01/18	Stephen F. Austin	1/0	0	0	0	0
09/15/18	Louisiana	1/0	1	21	0	21
11/03/18	Louisiana Tech	1/0	0	0	0	0
<b>TOTAL</b>		<b>3/0</b>	<b>1</b>	<b>21</b>	<b>0</b>	<b>21</b>

#3 | CAMERON DANTZLER | CB | 6-2 | 185 | JR. | 2L | HAMMOND, LA. (ST. THOMAS AQUINAS)

## CAMERON DANTZLER'S CAREER DEFENSIVE STATISTICS

YEAR	GP/GS	SOLO	AST	TOT	TFL	YDS	SACK	YDS	FF	FR	YDS	INT	YDS	QBH	PBU
2017	13/0	15	10	25	2.0	9	0	0	0	0	0	1	15	1	3
2018	13/13	32	11	43	2.0	12	1.0	9	0	0	0	2	8	1	9
<b>TOTAL</b>	<b>26/13</b>	<b>47</b>	<b>21</b>	<b>68</b>	<b>4.0</b>	<b>21</b>	<b>1.0</b>	<b>9</b>	<b>0</b>	<b>0</b>	<b>0</b>	<b>3</b>	<b>23</b>	<b>2</b>	<b>12</b>

## CAMERON DANTZLER'S 2017 GAME-BY-GAME DEFENSIVE STATISTICS

DATE	OPPONENT	GP/GS	SOLO	AST	TOT	TFL	YDS	SACK	YDS	FF	FR	YDS	INT	YDS	QBH	PBU
09/02/17	Charleston Southern	1/0	2	0	2	1.0	8	0	0	0	0	0	0	0	0	0
09/09/17	at Louisiana Tech	1/0	0	0	0	0	0	0	0	0	0	0	0	0	0	0
09/16/17	LSU	1/0	1	2	3	0	0	0	0	0	0	0	0	0	0	1
09/23/17	at Georgia	1/0	3	0	3	0	0	0	0	0	0	0	0	0	0	0
09/30/17	at Auburn	1/0	2	1	3	0	0	0	0	0	0	0	0	0	0	0
10/14/17	BYU	1/0	0	1	1	0	0	0	0	0	0	0	0	0	0	0
10/21/17	Kentucky	1/0	1	2	3	0	0	0	0	0	0	0	0	0	1	0
10/28/17	at Texas A&M	1/0	1	1	2	0	0	0	0	0	0	0	0	0	0	0
11/03/17	Massachusetts	1/0	0	0	0	0	0	0	0	0	0	0	0	0	0	0
11/11/17	Alabama	1/0	0	0	0	0	0	0	0	0	0	0	0	0	0	0
11/18/17	at Arkansas	1/0	3	1	4	1.0	1	0	0	0	0	0	0	0	0	0
11/23/17	Ole Miss	1/0	0	0	0	0	0	0	0	0	0	0	0	0	0	0
12/30/17	vs. Louisville	1/0	2	2	4	0	0	0	0	0	0	0	1	15	0	2
<b>TOTAL</b>		<b>13/0</b>	<b>15</b>	<b>10</b>	<b>25</b>	<b>2.0</b>	<b>9</b>	<b>0</b>	<b>0</b>	<b>0</b>	<b>0</b>	<b>0</b>	<b>1</b>	<b>15</b>	<b>1</b>	<b>3</b>

## CAMERON DANTZLER'S 2018 GAME-BY-GAME DEFENSIVE STATISTICS

DATE	OPPONENT	GP/GS	SOLO	AST	TOT	TFL	YDS	SACK	YDS	FF	FR	YDS	INT	YDS	QBH	PBU
09/01/18	Stephen F. Austin	1/1	2	1	3	0	0	0	0	0	0	0	0	0	0	3
09/08/18	at Kansas State	1/1	1	0	1	0	0	0	0	0	0	0	0	0	0	1
09/15/18	Louisiana	1/1	6	1	7	0	0	0	0	0	0	0	0	0	0	0
09/22/18	at Kentucky	1/1	4	2	6	0.5	1	0	0	0	0	0	0	0	0	0
09/29/18	Florida	1/1	2	3	5	0	0	0	0	0	0	0	1	7	0	0
10/06/18	Auburn	1/1	1	0	1	0	0	0	0	0	0	0	0	0	0	3
10/20/18	at LSU	1/1	1	0	1	0	0	0	0	0	0	0	1	1	0	0
10/27/18	Texas A&M	1/1	3	1	4	0	0	0	0	0	0	0	0	0	0	0
11/03/18	Louisiana Tech	1/1	1	1	2	0	0	0	0	0	0	0	0	0	0	1
11/10/18	at Alabama	1/1	4	0	4	1.0	9	1.0	9	0	0	0	0	0	0	0
11/17/18	Arkansas	1/1	1	1	2	0	0	0	0	0	0	0	0	0	1	0
11/22/18	at Ole Miss	1/1	2	0	2	0	0	0	0	0	0	0	0	0	0	1
01/01/19	vs. Iowa	1/1	4	1	5	0.5	2	0	0	0	0	0	0	0	0	0
<b>TOTAL</b>		<b>13/13</b>	<b>32</b>	<b>11</b>	<b>43</b>	<b>2.0</b>	<b>12</b>	<b>1.0</b>	<b>9</b>	<b>0</b>	<b>0</b>	<b>0</b>	<b>2</b>	<b>8</b>	<b>1</b>	<b>9</b>


**#42 | TUCKER DAY | P | 6-0 | 210 | SO. | 1L | BRENTWOOD, TENN. (BRENTWOOD)**
**TUCKER DAY'S CAREER PUNTING STATISTICS**

YEAR	ATT	YDS	LONG	AVG	TB	FC	I20	50+	BLK
2017	0	0	0	0.0	0	0	0	0	0
2018	47	1851	70	39.4	2	19	13	4	0
<b>TOTAL</b>	<b>47</b>	<b>1851</b>	<b>70</b>	<b>39.4</b>	<b>2</b>	<b>19</b>	<b>13</b>	<b>4</b>	<b>0</b>

**TUCKER DAY'S CAREER KICKOFF STATISTICS**

YEAR	ATT	YDS	AVG	TB
2017	2	130	65.0	2
2018	0	0	0	0
<b>TOTAL</b>	<b>2</b>	<b>130</b>	<b>65.0</b>	<b>2</b>

**TUCKER DAY'S CAREER KICKING STATISTICS**

YEAR	M-A	LONG	BLKD
2017	2-4	40	0
2018	0-0	0	0
<b>TOTAL</b>	<b>2-4</b>	<b>40</b>	<b>0</b>

**TUCKER DAY'S 2017 GAME-BY-GAME KICKING & KICKOFF STATISTICS**

DATE	OPPONENT	FG			KICKOFFS		
		M-A	LONG	BLKD	ATT	YDS	TB
09/02/2017	Charleston Southern	1-3	40	0	1	65	1
09/09/2017	at Louisiana Tech	1-1	36	0	1	65	1
<b>TOTAL</b>		<b>2-4</b>	<b>40</b>	<b>0</b>	<b>2</b>	<b>130</b>	<b>2</b>

**TUCKER DAY'S 2018 GAME-BY-GAME PUNTING & KICKOFF STATISTICS**

FOOTBALL 2018 GAME BY GAME PUNTING & KICKOFF STATISTICS

DATE	OPPONENT	PUNTING								KICKOFFS			
		ATT	YDS	LONG	AVG	TB	FC	I20	50+	BLK	ATT	YDS	TB
09/01/2018	Stephen F. Austin	3	123	48	41.00	0	0	1	0	0	0	0	0
09/08/2018	at Kansas State	1	34	34	34.00	0	0	0	0	0	0	0	0
09/15/2018	Louisiana	1	43	43	43.00	0	0	0	0	0	0	0	0
09/22/2018	at Kentucky	7	265	59	37.86	0	2	3	1	0	0	0	0
09/29/2018	Florida	1	45	45	45.00	0	0	0	0	0	0	0	0
10/06/2018	Auburn	3	120	48	40.00	0	1	0	0	0	0	0	0
10/20/2018	at LSU	5	173	42	34.60	0	3	0	0	0	0	0	0
10/27/2018	Texas A&M	3	109	41	36.33	0	0	1	0	0	0	0	0
11/03/2018	Louisiana Tech	3	122	42	40.67	0	2	1	0	0	0	0	0
11/10/2018	at Alabama	8	294	51	36.75	0	4	2	1	0	0	0	0
11/17/2018	Arkansas	1	40	40	40.00	0	1	1	0	0	0	0	0
11/22/2018	at Ole Miss	6	231	48	38.50	0	4	3	0	0	0	0	0
01/01/2019	vs. Iowa	5	252	70	50.40	2	2	1	2	0	0	0	0
TOTAL		47	1851	70	39.38	2	19	13	4	0	0	0	0

**#9 | MALIK DEAR | WR | 5-9 | 220 | SR. | 3L | JACKSON, MISS. (MURRAH)**
**MALIK DEAR'S CAREER RUSHING STATISTICS**

YEAR	GP/GS	ATT	YDS	TD	LONG	AVG/A	AVG/G
2015	11/0	11	110	1	52	10.0	10.0
2016	12/9	17	124	1	45	7.3	10.3
2017	DNP - INJURY REDSHIRT						
2018	11/0	0	0	0	0	0.0	0.0
<b>TOTAL</b>	<b>34/9</b>	<b>28</b>	<b>234</b>	<b>2</b>	<b>52</b>	<b>8.4</b>	<b>6.9</b>

**MALIK DEAR'S CAREER RECEIVING STATISTICS**

YEAR	GP/GS	REC	YDS	TD	LONG	REC/G	AVG/C	AVG/G
2015	11/0	22	217	2	27	2.0	9.9	19.7
2016	12/9	23	264	2	33	1.9	11.5	22.0
2017	DNP - INJURY REDSHIRT							
2018	11/0	1	12	0	12	0.1	12.0	1.1
TOTAL	34/9	46	493	4	33	1.4	10.7	14.5

**MALIK DEAR'S CAREER KICK RETURN STATISTICS**

YEAR	GP/GS	ATT	YDS	TD	LONG	AVG/R	AVG/G
2015	11/0	5	99	0	34	19.8	9.0
2016	12/9	10	126	0	23	12.6	10.5
2017	DNP - INJURY REDSHIRT						
2018	11/0	2	54	0	27	27.0	4.9
<b>TOTAL</b>	<b>34/9</b>	<b>17</b>	<b>279</b>	<b>0</b>	<b>34</b>	<b>16.4</b>	<b>8.2</b>





## MALIK DEAR'S CAREER PUNT RETURN STATISTICS

YEAR	GP/GS	NO	YDS	TD	LONG	AVG/R	AVG/G
2015	11/0	1	7	0	7	7.0	0.6
2016	12/9	0	0	0	0	0.0	0.0
2017	DNP - INJURY REDSHIRT						
2018	11/0	3	9	0	9	3.0	0.8
<b>TOTAL</b>	<b>34/9</b>	<b>4</b>	<b>16</b>	<b>0</b>	<b>9</b>	<b>4.0</b>	<b>0.5</b>

## MALIK DEAR'S 2015 GAME-BY-GAME STATISTICS

DATE	OPPONENT	GP/GS	RUSHING				RECEIVING				KICK RETURNS				PUNT RETURNS			
			ATT	YDS	TD	LONG	REC	YDS	TD	LONG	ATT	YDS	TD	LONG	ATT	YDS	TD	LONG
09/05/15	at Southern Miss	1/0	1	0	0	0	1	4	0	4	0	0	0	0	0	0	0	0
09/12/15	LSU	1/0	0	0	0	0	0	0	0	0	0	0	0	0	0	0	0	0
09/19/15	Northwestern State	1/0	1	19	0	19	3	46	0	19	0	0	0	0	0	0	0	0
09/26/15	at Auburn	1/0	0	0	0	0	2	12	0	8	0	0	0	0	0	0	0	0
10/03/15	at Texas A&M	1/0	1	52	1	52	2	23	0	16	0	0	0	0	0	0	0	0
10/10/15	Troy	1/0	2	-3	0	0	1	-4	0	0	0	0	0	0	0	0	0	0
10/17/15	Louisiana Tech	1/0	0	0	0	0	6	70	0	27	3	56	0	34	1	7	0	7
10/24/15	Kentucky	1/0	3	12	0	9	1	9	0	9	0	0	0	0	0	0	0	0
11/21/15	at Arkansas	1/0	0	0	0	0	1	12	0	12	2	43	0	26	0	0	0	0
11/28/15	Ole Miss	1/0	3	30	0	21	2	20	2	13	0	0	0	0	0	0	0	0
12/30/15	vs. NC State	1/0	0	0	0	0	3	25	0	18	0	0	0	0	0	0	0	0
<b>TOTAL</b>		<b>11/0</b>	<b>11</b>	<b>110</b>	<b>1</b>	<b>52</b>	<b>22</b>	<b>217</b>	<b>2</b>	<b>27</b>	<b>5</b>	<b>99</b>	<b>0</b>	<b>34</b>	<b>1</b>	<b>7</b>	<b>0</b>	<b>7</b>

## MALIK DEAR'S 2016 GAME-BY-GAME STATISTICS

DATE	OPPONENT	GP/GS	RUSHING				RECEIVING				KICK RETURNS							
			ATT	YDS	TD	LONG	REC	YDS	TD	LONG	ATT	YDS	TD	LONG				
09/10/16	South Carolina	1/0	0	0	0	0	0	0	0	0	0	0	0	0	0	0	0	0
09/17/16	at LSU	1/1	0	0	0	0	0	0	0	0	1	14	0	14	0	0	0	14
09/24/16	at Massachusetts	1/0	0	0	0	0	0	4	41	0	23	0	0	0	0	0	0	0
10/08/16	Auburn	1/0	1	-1	0	0	3	32	0	17	0	0	0	0	0	0	0	0
10/14/16	at BYU	1/1	3	17	0	8	3	36	0	17	1	14	0	14	0	0	0	14
10/22/16	at Kentucky	1/1	5	77	1	45	1	-1	0	0	1	8	0	8	0	0	0	8
10/29/16	Samford	1/1	1	1	0	1	4	61	1	33	2	39	0	23	0	0	0	23
11/05/16	Texas A&M	1/1	3	14	0	18	2	10	0	7	0	0	0	0	0	0	0	0
11/12/16	at Alabama	1/1	2	3	0	3	1	22	0	22	0	0	0	0	0	0	0	0
11/18/16	Arkansas	1/1	1	10	0	10	2	20	0	13	4	44	0	18	0	0	0	18
11/26/16	at Ole Miss	1/1	0	0	0	0	1	24	1	24	1	7	0	7	0	0	0	7
12/26/16	vs. Miami (Ohio)	1/1	1	3	0	3	2	19	0	11	0	0	0	0	0	0	0	0
<b>TOTAL</b>		<b>12/9</b>	<b>17</b>	<b>124</b>	<b>1</b>	<b>45</b>	<b>23</b>	<b>264</b>	<b>2</b>	<b>33</b>	<b>10</b>	<b>126</b>	<b>0</b>	<b>23</b>				

## MALIK DEAR'S 2018 GAME-BY-GAME STATISTICS

DATE	OPPONENT	GP/GS	RECEIVING				KICK RETURNS				PUNT RETURNS							
			REC	YDS	TD	LONG	ATT	YDS	TD	LONG	ATT	YDS	TD	LONG				
09/15/18	Louisiana	1/0	1	12	0	12	0	0	0	0	0	0	0	0	0	0	0	0
09/22/18	at Kentucky	1/0	0	0	0	0	0	0	0	0	0	0	0	0	0	0	0	0
09/29/18	Florida	1/0	0	0	0	0	0	0	0	0	0	0	0	0	0	0	0	0
10/06/18	Auburn	1/0	0	0	0	0	0	0	0	0	0	0	0	0	0	0	0	0
10/20/18	at LSU	1/0	0	0	0	0	0	0	0	0	0	0	0	0	0	0	0	0
10/27/18	Texas A&M	1/0	0	0	0	0	0	0	0	0	0	0	0	0	0	0	0	0
11/03/18	Louisiana Tech	1/0	0	0	0	0	1	27	0	27	0	0	0	0	0	0	0	0
11/10/18	at Alabama	1/0	0	0	0	0	0	0	0	0	0	0	0	0	0	0	0	0
11/17/18	Arkansas	1/0	0	0	0	0	0	0	0	0	0	0	0	0	0	0	0	0
11/22/18	at Ole Miss	1/0	0	0	0	0	1	27	0	27	1	0	0	0	0	0	0	0
01/01/19	vs. Iowa	1/0	0	0	0	0	0	0	0	0	2	9	0	9	0	0	0	9
<b>TOTAL</b>		<b>11/0</b>	<b>1</b>	<b>12</b>	<b>0</b>	<b>12</b>	<b>2</b>	<b>54</b>	<b>0</b>	<b>27</b>	<b>3</b>	<b>9</b>	<b>0</b>	<b>9</b>				

#6 | WILLIE GAY JR. | LB | 6-2 | 240 | JR. | 2L | STARKVILLE, MISS. (STARKVILLE)

### WILLIE GAY JR.'S CAREER DEFENSIVE STATISTICS

YEAR	GP/GS	SOLO	AST	TOT	TFL	YDS	SACK	YDS	FF	FR	YDS	INT	YDS	QBH	PBU
2017	13/0	8	15	23	2.0	7	1.0	4	1	0	0	0	0	1	2
2018	13/6	20	28	48	5.5	47	5.0	46	0	1	0	2	49	5	1
<b>TOTAL</b>	<b>26/6</b>	<b>28</b>	<b>43</b>	<b>71</b>	<b>7.5</b>	<b>54</b>	<b>6.0</b>	<b>50</b>	<b>1</b>	<b>1</b>	<b>0</b>	<b>2</b>	<b>49</b>	<b>6</b>	<b>3</b>

### WILLIE GAY JR.'S 2017 GAME-BY-GAME STATISTICS

DATE	OPPONENT	GP/GS	SOLO	AST	TOT	TFL	YDS	SACK	YDS	FF	FR	YDS	INT	YDS	QBH	PBU
09/02/17	Charleston Southern	1/0	1	1	2	1.0	3	0	0	0	0	0	0	0	0	0
09/09/17	at Louisiana Tech	1/0	1	0	1	0	0	0	0	0	0	0	0	0	0	0
09/16/17	LSU	1/0	0	0	0	0	0	0	0	0	0	0	0	0	0	0
09/23/17	at Georgia	1/0	1	3	4	0	0	0	0	0	0	0	0	0	0	0
09/30/17	at Auburn	1/0	0	3	3	0	0	0	0	0	0	0	0	0	0	0
10/14/17	BYU	1/0	0	0	0	0	0	0	0	0	0	0	0	0	0	0
10/21/17	Kentucky	1/0	0	0	0	0	0	0	0	0	0	0	0	0	0	1
10/28/17	at Texas A&M	1/0	1	0	1	1.0	4	1.0	4	0	0	0	0	0	0	0
11/03/17	Massachusetts	1/0	1	2	3	0	0	0	0	1	0	0	0	0	1	1
11/11/17	Alabama	1/0	0	1	1	0	0	0	0	0	0	0	0	0	0	0
11/18/17	at Arkansas	1/0	1	2	3	0	0	0	0	0	0	0	0	0	0	0
11/23/17	Ole Miss	1/0	0	1	1	0	0	0	0	0	0	0	0	0	0	0
12/30/17	vs. Louisville	1/0	2	2	4	0	0	0	0	0	0	0	0	0	0	0
<b>TOTAL</b>		<b>13/0</b>	<b>8</b>	<b>15</b>	<b>23</b>	<b>2.0</b>	<b>7</b>	<b>1.0</b>	<b>4</b>	<b>1</b>	<b>0</b>	<b>0</b>	<b>0</b>	<b>0</b>	<b>1</b>	<b>2</b>

### WILLIE GAY JR.'S 2018 GAME-BY-GAME STATISTICS

DATE	OPPONENT	GP/GS	SOLO	AST	TOT	TFL	YDS	SACK	YDS	FF	FR	YDS	INT	YDS	QBH	PBU
09/01/18	Stephen F. Austin	1/0	0	3	3	0	0	0	0	0	0	0	0	0	0	0
09/08/18	at Kansas State	1/1	0	0	0	0	0	0	0	0	0	0	0	0	0	0
09/15/18	Louisiana	1/0	2	1	3	1.0	7	1.0	7	0	0	0	0	0	1	0
09/22/18	at Kentucky	1/0	1	1	2	0	0	0	0	0	0	0	0	0	0	0
09/29/18	Florida	1/0	1	3	4	0.5	1	0	0	0	0	0	0	0	0	1
10/06/18	Auburn	1/0	1	3	4	0	0	0	0	0	0	0	0	0	1	0
10/20/18	at LSU	1/1	3	2	5	0	0	0	0	0	0	0	0	0	0	0
10/27/18	Texas A&M	1/0	1	1	2	0	0	0	0	0	0	0	0	0	1	0
11/03/18	Louisiana Tech	1/0	1	4	5	0	0	0	0	0	0	0	0	0	1	0
11/10/18	at Alabama	1/1	6	3	9	2.0	21	2.0	21	0	0	0	1	3	0	0
11/17/18	Arkansas	1/1	2	5	7	1.5	16	1.5	16	0	0	0	0	0	1	0
11/22/18	at Ole Miss	1/1	0	0	0	0	0	0	0	0	1	0	0	0	0	0
01/01/19	vs. Iowa	1/1	2	2	4	0.5	2	0.5	2	0	0	0	1	46	0	0
<b>TOTAL</b>		<b>13/6</b>	<b>20</b>	<b>28</b>	<b>48</b>	<b>5.5</b>	<b>47</b>	<b>5.0</b>	<b>46</b>	<b>0</b>	<b>1</b>	<b>0</b>	<b>2</b>	<b>49</b>	<b>5</b>	<b>1</b>

#21 | NICK GIBSON | RB | 5-11 | 215 | SR. | 3L | BIRMINGHAM, ALA. (PINSON VALLEY)

### NICK GIBSON'S CAREER RUSHING STATISTICS

YEAR	GP/GS	ATT	YDS	TD	LONG	AVG/A	AVG/G
2016	3/0	9	57	0	14	6.3	19.0
2017	13/1	45	239	1	39	5.3	18.4
2018	9/0	27	205	1	62	7.6	22.8
<b>TOTAL</b>	<b>25/1</b>	<b>81</b>	<b>501</b>	<b>2</b>	<b>62</b>	<b>6.2</b>	<b>20.0</b>

### NICK GIBSON'S CAREER RECEIVING STATISTICS

YEAR	GP/GS	REC	YDS	TD	LONG	REC/G	AVG/C	AVG/G
2016	3/0	0	0	0	0	0.0	0.0	0.0
2017	13/1	3	25	0	12	0.2	8.3	1.9
2018	9/0	5	36	0	12	0.6	7.2	4.0
<b>TOTAL</b>	<b>25/1</b>	<b>8</b>	<b>61</b>	<b>0</b>	<b>12</b>	<b>0.3</b>	<b>7.6</b>	<b>2.4</b>

### NICK GIBSON'S 2016 GAME-BY-GAME RUSHING STATISTICS

DATE	OPPONENT	GP/GS	ATT	YDS	TD	LONG
10/22/16	at Kentucky	1/0	5	24	0	8
10/29/16	Samford	1/0	4	33	0	14
11/12/16	at Alabama	1/0	0	0	0	0
<b>TOTAL</b>		<b>3/0</b>	<b>9</b>	<b>57</b>	<b>0</b>	<b>14</b>





## NICK GIBSON'S 2017 GAME-BY-GAME RUSHING &amp; RECEIVING STATISTICS

DATE	OPPONENT	GP/GS	RUSHING				RECEIVING			
			ATT	YDS	TD	LONG	REC	YDS	TD	LONG
09/02/17	Charleston Southern	1/0	6	41	0	12	1	4	0	4
09/09/17	at Louisiana Tech	1/0	5	15	0	11	0	0	0	0
09/16/17	LSU	1/0	3	23	0	14	0	0	0	0
09/23/17	at Georgia	1/0	5	52	0	39	0	0	0	0
09/30/17	at Auburn	1/0	5	22	0	9	0	0	0	0
10/14/17	BYU	1/0	3	23	0	11	0	0	0	0
10/21/17	Kentucky	1/0	4	9	0	6	0	0	0	0
10/28/17	at Texas A&M	1/0	4	43	1	17	1	12	0	12
11/03/17	Massachusetts	1/0	2	-1	0	0	0	0	0	0
11/11/17	Alabama	1/0	1	4	0	4	1	9	0	9
11/18/17	at Arkansas	1/1	1	-5	0	0	0	0	0	0
11/23/17	Ole Miss	1/0	0	0	0	0	0	0	0	0
12/30/17	vs. Louisville	1/0	6	13	0	5	0	0	0	0
<b>TOTAL</b>		<b>13/1</b>	<b>45</b>	<b>239</b>	<b>1</b>	<b>39</b>	<b>3</b>	<b>25</b>	<b>0</b>	<b>12</b>

## NICK GIBSON'S 2018 GAME-BY-GAME RUSHING &amp; RECEIVING STATISTICS

DATE	OPPONENT	GP/GS	RUSHING				RECEIVING			
			ATT	YDS	TD	LONG	REC	YDS	TD	LONG
09/01/18	Stephen F. Austin	1/0	2	21	0	20	1	9	0	9
09/08/18	at Kansas State	1/0	3	14	0	9	1	9	0	9
09/15/18	Louisiana	1/0	3	8	0	10	1	6	0	6
10/20/18	at LSU	1/0	0	0	0	0	1	12	0	12
10/27/18	Texas A&M	1/0	4	22	0	8	0	0	0	0
11/03/18	Louisiana Tech	1/0	2	64	0	62	1	0	0	0
11/17/18	Arkansas	1/0	9	48	1	12	0	0	0	0
11/22/18	at Ole Miss	1/0	3	16	0	7	0	0	0	0
01/01/19	vs. Iowa	1/0	1	12	0	12	0	0	0	0
<b>TOTAL</b>		<b>9/0</b>	<b>27</b>	<b>205</b>	<b>1</b>	<b>62</b>	<b>5</b>	<b>36</b>	<b>0</b>	<b>1</b>

#48 | SCOTT GOODMAN | K | 5-10 | 200 | SO. | 1L | BRANDON, MISS. (BRANDON)

## SCOTT GOODMAN'S CAREER KICKOFF STATISTICS

YEAR	ATT	YDS	AVG	TB	OB
2018	69	4280	62.0	29	2
<b>TOTAL</b>	<b>69</b>	<b>4280</b>	<b>62.0</b>	<b>29</b>	<b>2</b>

## SCOTT GOODMAN'S 2018 GAME-BY-GAME KICKOFF STATISTICS

DATE	OPPONENT	ATT	YDS	TB	OB
09/01/18	Stephen F. Austin	10	643	4	0
09/08/18	at Kansas State	6	364	1	0
09/15/18	Louisiana	9	585	6	0
09/22/18	at Kentucky	2	114	0	0
09/29/18	Florida	3	189	1	0
10/06/18	Auburn	5	304	3	1
10/20/18	at LSU	2	130	2	0
10/27/18	Texas A&M	5	310	2	0
11/03/18	Louisiana Tech	7	441	2	1
11/10/18	at Alabama	1	65	0	0
11/17/18	Arkansas	8	493	5	0
11/22/18	at Ole Miss	5	263	2	0
01/01/19	vs. Iowa	6	379	1	0
<b>TOTAL</b>		<b>13</b>	<b>69</b>	<b>4280</b>	<b>29</b>

### FARROD GREEN'S CAREER RECEIVING STATISTICS

YEAR	GP/GS	REC	YDS	TD	LONG	REC/G	AVG/C	AVG/G
2016	12/8	11	121	1	18	0.9	11.0	10.1
2017	13/13	9	174	0	62	0.7	19.3	13.4
2018	13/0	11	81	0	13	0.8	7.4	6.2
<b>TOTAL</b>	<b>38/21</b>	<b>31</b>	<b>376</b>	<b>1</b>	<b>62</b>	<b>0.8</b>	<b>12.1</b>	<b>9.9</b>

### FARROD GREEN'S 2016 GAME-BY-GAME RECEIVING STATISTICS

DATE	OPPONENT	GP/GS	REC	YDS	TD	LONG
09/03/16	South Alabama	1/0	0	0	0	0
09/10/16	South Carolina	1/0	0	0	0	0
09/17/16	at LSU	1/0	0	0	0	0
09/24/16	at Massachusetts	1/0	3	38	1	14
10/08/16	Auburn	1/1	1	5	0	5
10/14/16	at BYU	1/1	0	0	0	0
10/22/16	at Kentucky	1/1	1	5	0	5
10/29/16	Samford	1/1	3	42	0	18
11/05/16	Texas A&M	1/1	0	0	0	0
11/12/16	at Alabama	1/1	2	18	0	11
11/18/16	Arkansas	1/1	0	0	0	0
12/26/16	vs. Miami (Ohio)	1/1	1	13	0	13
<b>TOTAL</b>		<b>12/8</b>	<b>11</b>	<b>121</b>	<b>1</b>	<b>18</b>

### FARROD GREEN'S 2017 GAME-BY-GAME RECEIVING STATISTICS

DATE	OPPONENT	GP/GS	REC	YDS	TD	LONG
09/02/17	Charleston Southern	1/1	2	68	0	62
09/09/17	at Louisiana Tech	1/1	0	0	0	0
09/16/17	LSU	1/1	1	22	0	22
09/23/17	at Georgia	1/1	0	0	0	0
09/30/17	at Auburn	1/1	0	0	0	0
10/14/17	BYU	1/1	0	0	0	0
10/21/17	Kentucky	1/1	0	0	0	0
10/28/17	at Texas A&M	1/1	3	51	0	41
11/03/17	Massachusetts	1/1	1	9	0	9
11/11/17	Alabama	1/1	2	24	0	23
11/18/17	at Arkansas	1/1	0	0	0	0
11/23/17	Ole Miss	1/1	0	0	0	0
12/30/17	vs. Louisville	1/1	0	0	0	0
<b>TOTAL</b>		<b>13/13</b>	<b>9</b>	<b>174</b>	<b>0</b>	<b>62</b>

### FARROD GREEN'S 2017 GAME-BY-GAME RECEIVING STATISTICS

DATE	OPPONENT	GP/GS	REC	YDS	TD	LONG
09/01/18	Stephen F. Austin	1/0	1	9	0	9
09/08/18	at Kansas State	1/0	1	5	0	5
09/15/18	Louisiana	1/0	0	0	0	0
09/22/18	at Kentucky	1/0	0	0	0	0
09/29/18	Florida	1/0	1	8	0	8
10/06/18	Auburn	1/0	2	23	0	13
10/20/18	at LSU	1/0	1	5	0	5
10/27/18	Texas A&M	1/0	0	0	0	0
11/03/18	Louisiana Tech	1/0	0	0	0	0
11/10/18	at Alabama	1/0	1	12	0	12
11/17/18	Arkansas	1/0	1	11	0	11
11/22/18	at Ole Miss	1/0	2	1	0	1
01/01/19	vs. Iowa	1/0	1	7	0	7
<b>TOTAL</b>		<b>13/0</b>	<b>11</b>	<b>81</b>	<b>0</b>	<b>13</b>





#1 | STEPHEN GUIDRY | WR | 6-4 | 200 | SR. | 1L | NEW ROADS, LA. (HINDS [MISS.] CC)

## STEPHEN GUIDRY'S CAREER RECEIVING STATISTICS

YEAR	GP/GS	REC	YDS	TD	LONG	REC/G	AVG/C	AVG/G
2018	13/5	19	440	3	84	1.5	23.2	33.8
<b>TOTAL</b>	<b>13/5</b>	<b>19</b>	<b>440</b>	<b>3</b>	<b>84</b>	<b>1.5</b>	<b>23.2</b>	<b>33.8</b>

## STEPHEN GUIDRY'S 2018 GAME-BY-GAME RECEIVING STATISTICS

DATE	OPPONENT	GP/GS	REC	YDS	TD	LONG
09/01/18	Stephen F. Austin	1/1	1	39	0	39
09/08/18	at Kansas State	1/1	2	42	0	23
09/15/18	Louisiana	1/1	3	57	1	39
09/22/18	at Kentucky	1/1	2	36	0	24
09/29/18	Florida	1/1	2	18	0	15
10/06/18	Auburn	1/0	0	0	0	0
10/20/18	at LSU	1/0	1	4	0	4
10/27/18	Texas A&M	1/0	3	130	1	84
11/03/18	Louisiana Tech	1/0	1	11	1	11
11/10/18	at Alabama	1/0	1	12	0	12
11/17/18	Arkansas	1/0	1	15	0	15
11/22/18	at Ole Miss	1/0	1	25	0	25
01/01/19	vs. Iowa	1/0	1	51	0	51
<b>TOTAL</b>		<b>13/5</b>	<b>19</b>	<b>440</b>	<b>3</b>	<b>84</b>

#8 | KYLIN HILL | RB | 5-11 | 215 | JR. | 2L | COLUMBUS, MISS. (COLUMBUS)

## KYLIN HILL'S CAREER RUSHING STATISTICS

YEAR	GP/GS	ATT	YDS	TD	LONG	AVG/A	AVG/G
2017	13/0	78	393	2	30	5.0	30.2
2018	11/11	117	734	4	52	6.3	66.7
<b>TOTAL</b>	<b>24/11</b>	<b>195</b>	<b>1127</b>	<b>6</b>	<b>52</b>	<b>5.8</b>	<b>47.0</b>

## KYLIN HILL'S CAREER RECEIVING STATISTICS

YEAR	GP/GS	REC	YDS	TD	LONG	REC/G	AVG/C	AVG/G
2017	13/0	4	38	0	17	0.3	9.5	2.9
2018	11/11	22	176	4	53	2.0	8.0	16.0
<b>TOTAL</b>	<b>24/11</b>	<b>26</b>	<b>214</b>	<b>4</b>	<b>53</b>	<b>1.1</b>	<b>8.2</b>	<b>8.9</b>

## KYLIN HILL'S 2017 GAME-BY-GAME RUSHING &amp; RECEIVING STATISTICS

DATE	OPPONENT	GP/GS	RUSHING				RECEIVING			
			ATT	YDS	TD	LONG	REC	YDS	TD	LONG
09/02/17	Charleston Southern	1/0	9	62	0	19	0	0	0	0
09/09/17	at Louisiana Tech	1/0	10	62	1	10	0	0	0	0
09/16/17	LSU	1/0	2	11	0	11	0	0	0	0
09/23/17	at Georgia	1/0	7	21	0	9	1	10	0	10
09/30/17	at Auburn	1/0	8	34	0	10	0	0	0	0
10/14/17	BYU	1/0	7	44	0	12	0	0	0	0
10/21/17	Kentucky	1/0	2	16	0	12	0	0	0	0
10/28/17	at Texas A&M	1/0	5	10	0	6	0	0	0	0
11/03/17	Massachusetts	1/0	0	0	0	0	0	0	0	0
11/11/17	Alabama	1/0	4	7	0	4	1	2	0	2
11/18/17	at Arkansas	1/0	3	15	0	9	2	26	0	17
11/23/17	Ole Miss	1/0	13	82	1	30	0	0	0	0
12/30/17	vs. Louisville	1/0	8	29	0	16	0	0	0	0
<b>TOTAL</b>		<b>13/0</b>	<b>78</b>	<b>393</b>	<b>2</b>	<b>30</b>	<b>4</b>	<b>38</b>	<b>0</b>	<b>17</b>

## KYLIN HILL'S 2018 GAME-BY-GAME RUSHING &amp; RECEIVING STATISTICS

DATE	OPPONENT	GP/GS	RUSHING				RECEIVING			
			ATT	YDS	TD	LONG	REC	YDS	TD	LONG
09/01/18	Stephen F. Austin	1/1	9	50	1	16	1	53	1	53
09/08/18	at Kansas State	1/1	17	211	2	52	1	16	1	16
09/15/18	Louisiana	1/1	6	32	0	16	2	-3	0	0
09/22/18	at Kentucky	1/1	4	14	0	7	3	19	0	9
09/29/18	Florida	1/1	9	41	0	12	2	8	0	10
10/06/18	Auburn	1/1	23	126	0	17	0	0	0	0
10/20/18	at LSU	1/1	8	42	0	18	2	10	0	8
11/03/18	Louisiana Tech	1/1	5	20	0	8	5	38	1	23
11/10/18	at Alabama	1/1	7	47	0	38	1	11	0	11
11/22/18	at Ole Miss	1/1	17	108	1	30	2	12	0	14
01/01/19	vs. Iowa	1/1	12	43	0	9	3	12	1	7
<b>TOTAL</b>		<b>11/11</b>	<b>117</b>	<b>734</b>	<b>4</b>	<b>52</b>	<b>22</b>	<b>176</b>	<b>4</b>	<b>53</b>

#3 | DEVONTA JASON | WR | 6-3 | 225 | SO. | 1L | NEW ORLEANS, LA. (LANDRY-WALKER)

DEVONTA JASON'S CAREER RECEIVING STATISTICS

YEAR	GP/GS	REC	YDS	TD	LONG	REC/G	AVG/C	AVG/G
2018	13/0	2	42	0	25	0.2	21.0	3.2
<b>TOTAL</b>	<b>13/0</b>	<b>2</b>	<b>42</b>	<b>0</b>	<b>25</b>	<b>0.2</b>	<b>21.0</b>	<b>3.2</b>

DEVONTA JASON'S 2018 GAME-BY-GAME RECEIVING STATISTICS

DATE	OPPONENT	GP/GS	REC	YDS	TD	LONG
09/01/18	Stephen F. Austin	1/0	1	25	0	25
09/08/18	at Kansas State	1/0	0	0	0	0
09/15/18	Louisiana	1/0	0	0	0	0
09/22/18	at Kentucky	1/0	0	0	0	0
09/29/18	Florida	1/0	0	0	0	0
10/06/18	Auburn	1/0	0	0	0	0
10/20/18	at LSU	1/0	0	0	0	0
10/27/18	Texas A&M	1/0	0	0	0	0
11/03/18	Louisiana Tech	1/0	1	17	0	17
11/10/18	at Alabama	1/0	0	0	0	0
11/17/18	Arkansas	1/0	0	0	0	0
11/22/18	at Ole Miss	1/0	0	0	0	0
01/01/19	vs. Iowa	1/0	0	0	0	0
<b>TOTAL</b>		<b>13/0</b>	<b>2</b>	<b>42</b>	<b>0</b>	<b>25</b>

#51 | R.J. JENNINGS | LB | 6-0 | 235 | JR. | RS | BIRMINGHAM, ALA. (BRIARWOOD CHRISTIAN)

R.J. JENNINGS' CAREER DEFENSIVE STATISTICS

YEAR	GP/GS	SOLO	AST	TOT	TFL	YDS	SACK	YDS	FF	FR	YDS	INT	YDS	QBH	PBU
2018	9/0	0	1	1	0	0	0	0	0	0	0	0	0	0	0
<b>TOTAL</b>	<b>9/0</b>	<b>0</b>	<b>1</b>	<b>1</b>	<b>0</b>	<b>0</b>	<b>0</b>	<b>0</b>	<b>0</b>	<b>0</b>	<b>0</b>	<b>0</b>	<b>0</b>	<b>0</b>	<b>0</b>

R.J. JENNINGS' 2018 GAME-BY-GAME DEFENSIVE STATISTICS

DATE	OPPONENT	GP/GS	SOLO	AST	TOT	TFL	YDS	SACK	YDS	FF	FR	YDS	INT	YDS	QBH	PBU
09/01/18	Stephen F. Austin	1/0	0	0	0	0	0	0	0	0	0	0	0	0	0	0
09/15/18	Louisiana	1/0	0	0	0	0	0	0	0	0	0	0	0	0	0	0
10/06/18	Auburn	1/0	0	0	0	0	0	0	0	0	0	0	0	0	0	0
10/20/18	at LSU	1/0	0	0	0	0	0	0	0	0	0	0	0	0	0	0
10/27/18	Texas A&M	1/0	0	1	1	0	0	0	0	0	0	0	0	0	0	0
11/03/18	Louisiana Tech	1/0	0	0	0	0	0	0	0	0	0	0	0	0	0	0
11/10/18	at Alabama	1/0	0	0	0	0	0	0	0	0	0	0	0	0	0	0
11/17/18	Arkansas	1/0	0	0	0	0	0	0	0	0	0	0	0	0	0	0
11/22/18	at Ole Miss	1/0	0	0	0	0	0	0	0	0	0	0	0	0	0	0
<b>TOTAL</b>		<b>9/0</b>	<b>0</b>	<b>1</b>	<b>1</b>	<b>0</b>	<b>0</b>	<b>0</b>	<b>0</b>	<b>0</b>	<b>0</b>	<b>0</b>	<b>0</b>	<b>0</b>	<b>0</b>	<b>0</b>

#44 | JETT JOHNSON | LB | 6-2 | 235 | RFR. | RS | TUPELO, MISS. (TUPELO)

JETT JOHNSON'S CAREER DEFENSIVE STATISTICS

YEAR	GP/GS	SOLO	AST	TOT	TFL	YDS	SACK	YDS	FF	FR	YDS	INT	YDS	QBH	PBU
2018	2/0	0	2	2	0	0	0	0	0	0	0	0	0	0	0
<b>TOTAL</b>	<b>2/0</b>	<b>0</b>	<b>2</b>	<b>2</b>	<b>0</b>	<b>0</b>	<b>0</b>	<b>0</b>	<b>0</b>	<b>0</b>	<b>0</b>	<b>0</b>	<b>0</b>	<b>0</b>	<b>0</b>

JETT JOHNSON'S 2018 GAME-BY-GAME DEFENSIVE STATISTICS

DATE	OPPONENT	GP/GS	SOLO	AST	TOT	TFL	YDS	SACK	YDS	FF	FR	YDS	INT	YDS	QBH	PBU
09/01/18	Stephen F. Austin	1/0	0	0	0	0	0	0	0	0	0	0	0	0	0	0
11/03/18	Louisiana Tech	1/0	0	2	2	0	0	0	0	0	0	0	0	0	0	0
<b>TOTAL</b>		<b>2/0</b>	<b>0</b>	<b>2</b>	<b>2</b>	<b>0</b>	<b>0</b>	<b>0</b>	<b>0</b>	<b>0</b>	<b>0</b>	<b>0</b>	<b>0</b>	<b>0</b>	<b>0</b>	<b>0</b>





#84 | DONTAE JONES | TE | 6-4 | 250 | JR. | 2L | MCCOOL, MISS. JIREH [N.C.] PREP)

## DONTAE JONES' CAREER RECEIVING STATISTICS

YEAR	GP/GS	REC	YDS	TD	LONG	REC/G	AVG/C	AVG/G
2017	4/0	0	0	0	0	0.0	0.0	0.0
2018	12/0	4	66	1	21	0.3	16.5	5.5
<b>TOTAL</b>	<b>16/0</b>	<b>4</b>	<b>66</b>	<b>1</b>	<b>21</b>	<b>0.3</b>	<b>16.5</b>	<b>4.1</b>

## DONTAE JONES' 2018 GAME-BY-GAME RECEIVING STATISTICS

DATE	OPPONENT	GP/GS	REC	YDS	TD	LONG
09/01/18	Stephen F. Austin	1/0	1	17	1	17
09/08/18	at Kansas State	1/0	1	21	0	21
09/15/18	Louisiana	1/0	0	0	0	0
09/22/18	at Kentucky	1/0	0	0	0	0
09/29/18	Florida	1/0	0	0	0	0
10/06/18	Auburn	1/0	0	0	0	0
10/20/18	at LSU	1/0	0	0	0	0
11/03/18	Louisiana Tech	1/0	0	0	0	0
11/10/18	at Alabama	1/0	1	11	0	11
11/17/18	Arkansas	1/0	1	17	0	17
11/22/18	at Ole Miss	1/0	0	0	0	0
01/01/19	vs. Iowa	1/0	0	0	0	0
<b>TOTAL</b>		<b>12/0</b>	<b>4</b>	<b>66</b>	<b>1</b>	<b>21</b>

#92 | KENDELL JONES | DT | 6-4 | 300 | SR. | 2L | PINSON, ALA. (CLAY-CHALKVILLE)

## KENDELL JONES' CAREER DEFENSIVE STATISTICS

YEAR	GP/GS	SOLO	AST	TOT	TFL	YDS	SACK	YDS	FF	FR	YDS	INT	YDS	QBH	PBU
2016	1/0	0	0	0	0	0	0	0	0	0	0	0	0	0	0
2017	4/0	0	3	3	0.5	2	0	0	0	0	0	0	0	0	0
2018	1/0	0	0	0	0	0	0	0	0	0	0	0	0	0	0
<b>TOTAL</b>	<b>6/0</b>	<b>0</b>	<b>3</b>	<b>3</b>	<b>0.5</b>	<b>2</b>	<b>0</b>	<b>0</b>	<b>0</b>	<b>0</b>	<b>0</b>	<b>0</b>	<b>0</b>	<b>0</b>	<b>0</b>

## KENDELL JONES' 2017 GAME-BY-GAME DEFENSIVE STATISTICS

DATE	OPPONENT	GP/GS	SOLO	AST	TOT	TFL	YDS	SACK	YDS	FF	FR	YDS	INT	YDS	QBH	PBU
09/02/17	Charleston Southern	1/0	0	2	2	0.5	2	0	0	0	0	0	0	0	0	0
09/09/17	at Louisiana Tech	1/0	0	1	1	0	0	0	0	0	0	0	0	0	0	0
09/30/17	at Auburn	1/0	0	0	0	0	0	0	0	0	0	0	0	0	0	0
10/21/17	Kentucky	1/0	0	0	0	0	0	0	0	0	0	0	0	0	0	0
<b>TOTAL</b>		<b>4/0</b>	<b>0</b>	<b>3</b>	<b>3</b>	<b>0.5</b>	<b>2</b>	<b>0</b>	<b>0</b>	<b>0</b>	<b>0</b>	<b>0</b>	<b>0</b>	<b>0</b>	<b>0</b>	<b>0</b>

#52 | KOBE JONES | DE | 6-4 | 270 | JR. | 2L | STARKVILLE, MISS. (STARKVILLE)

## KOBE JONES' CAREER DEFENSIVE STATISTICS

YEAR	GP/GS	SOLO	AST	TOT	TFL	YDS	SACK	YDS	FF	FR	YDS	INT	YDS	QBH	PBU
2017	13/0	8	10	18	4.5	15	1.0	9	1	0	0	0	0	0	0
2018	13/1	12	10	22	6.5	14	0	0	0	1	0	0	0	2	0
<b>TOTAL</b>	<b>26/1</b>	<b>20</b>	<b>20</b>	<b>40</b>	<b>11.0</b>	<b>29</b>	<b>1.0</b>	<b>9</b>	<b>1</b>	<b>1</b>	<b>0</b>	<b>0</b>	<b>0</b>	<b>2</b>	<b>0</b>

## KOBE JONES' 2017 GAME-BY-GAME STATISTICS

DATE	OPPONENT	GP/GS	SOLO	AST	TOT	TFL	YDS	SACK	YDS	FF	FR	YDS	INT	YDS	QBH	PBU
09/02/17	Charleston Southern	1/0	3	3	6	2.5	5	0	0	1	0	0	0	0	0	0
09/09/17	at Louisiana Tech	1/0	1	1	2	0	0	0	0	0	0	0	0	0	0	0
09/16/17	LSU	1/0	0	0	0	0	0	0	0	0	0	0	0	0	0	0
09/23/17	at Georgia	1/0	0	3	3	0	0	0	0	0	0	0	0	0	0	0
09/30/17	at Auburn	1/0	2	1	3	1.0	1	0	0	0	0	0	0	0	0	0
10/14/17	BYU	1/0	0	1	1	0	0	0	0	0	0	0	0	0	0	0
10/21/17	Kentucky	1/0	0	1	1	0	0	0	0	0	0	0	0	0	0	0
10/28/17	at Texas A&M	1/0	0	0	0	0	0	0	0	0	0	0	0	0	0	0
11/03/17	Massachusetts	1/0	0	0	0	0	0	0	0	0	0	0	0	0	0	0
11/11/17	Alabama	1/0	0	0	0	0	0	0	0	0	0	0	0	0	0	0
11/18/17	at Arkansas	1/0	0	0	0	0	0	0	0	0	0	0	0	0	0	0
11/23/17	Ole Miss	1/0	0	0	0	0	0	0	0	0	0	0	0	0	0	0
12/30/17	vs. Louisville	1/0	2	0	2	1.0	9	1.0	9	0	0	0	0	0	0	0
<b>TOTAL</b>		<b>13/0</b>	<b>8</b>	<b>10</b>	<b>18</b>	<b>4.5</b>	<b>15</b>	<b>1.0</b>	<b>9</b>	<b>1</b>	<b>0</b>	<b>0</b>	<b>0</b>	<b>0</b>	<b>0</b>	<b>0</b>

## KOBÉ JONES' 2018 GAME-BY-GAME DEFENSIVE STATISTICS

DATE	OPPONENT	GP/GS	SOLO	AST	TOT	TFL	YDS	SACK	YDS	FF	FR	YDS	INT	YDS	QBH	PBU
09/01/18	Stephen F. Austin	1/0	1	0	1	1.0	2	0	0	0	0	0	0	0	0	0
09/08/18	at Kansas State	1/0	2	1	3	1.0	3	0	0	0	0	0	0	0	0	0
09/15/18	Louisiana	1/0	0	2	2	1.0	2	0	0	0	0	0	0	0	0	0
09/22/18	at Kentucky	1/0	1	0	1	0	0	0	0	0	0	0	0	0	0	0
09/29/18	Florida	1/0	0	2	2	0	0	0	0	0	0	0	0	0	0	0
10/06/18	Auburn	1/0	0	1	1	0	0	0	0	0	1	0	0	0	0	0
10/20/18	at LSU	1/1	1	1	2	0.5	1	0	0	0	0	0	0	0	0	0
10/27/18	Texas A&M	1/0	1	1	2	0.5	0	0	0	0	0	0	0	0	1	0
11/03/18	Louisiana Tech	1/0	2	1	3	1.0	1	0	0	0	0	0	0	0	0	0
11/10/18	at Alabama	1/0	1	0	1	0	0	0	0	0	0	0	0	0	1	0
11/17/18	Arkansas	1/0	1	0	1	0	0	0	0	0	0	0	0	0	0	0
11/22/18	at Ole Miss	1/0	2	0	2	1.0	4	0	0	0	0	0	0	0	0	0
01/01/19	vs. Iowa	1/0	0	1	1	0.5	1	0	0	0	0	0	0	0	0	0
<b>TOTAL</b>		<b>13/1</b>	<b>12</b>	<b>10</b>	<b>22</b>	<b>6.5</b>	<b>14</b>	<b>0</b>	<b>0</b>	<b>0</b>	<b>1</b>	<b>0</b>	<b>0</b>	<b>0</b>	<b>2</b>	<b>0</b>

#30 | SH'MAR KILBY-LANE | LB | 6-2 | 230 | SR. | 1L | HOLLYWOOD, FLA. (COPIAH-LINCOLN [MISS.] CC)

## SH'MAR KILBY-LANE'S CAREER DEFENSIVE STATISTICS

YEAR	GP/GS	SOLO	AST	TOT	TFL	YDS	SACK	YDS	FF	FR	YDS	INT	YDS	QBH	PBU
2018	6/0	0	2	2	0	0	0	0	0	0	0	0	0	0	0
<b>TOTAL</b>	<b>6/0</b>	<b>0</b>	<b>2</b>	<b>2</b>	<b>0</b>	<b>0</b>	<b>0</b>	<b>0</b>	<b>0</b>	<b>0</b>	<b>0</b>	<b>0</b>	<b>0</b>	<b>0</b>	<b>0</b>

## SH'MAR KILBY-LANE'S 2018 GAME-BY-GAME DEFENSIVE STATISTICS

DATE	OPPONENT	GP/GS	SOLO	AST	TOT	TFL	YDS	SACK	YDS	FF	FR	YDS	INT	YDS	QBH	PBU
09/01/18	Stephen F. Austin	1/0	0	0	0	0	0	0	0	0	0	0	0	0	0	0
09/15/18	Louisiana	1/0	0	0	0	0	0	0	0	0	0	0	0	0	0	0
09/22/18	at Kentucky	1/0	0	0	0	0	0	0	0	0	0	0	0	0	0	0
10/20/18	at LSU	1/0	0	1	1	0	0	0	0	0	0	0	0	0	0	0
10/27/18	Texas A&M	1/0	0	0	0	0	0	0	0	0	0	0	0	0	0	0
11/03/18	Louisiana Tech	1/0	0	1	1	0	0	0	0	0	0	0	0	0	0	0
<b>TOTAL</b>		<b>6/0</b>	<b>0</b>	<b>2</b>	<b>2</b>	<b>0</b>	<b>0</b>	<b>0</b>	<b>0</b>	<b>0</b>	<b>0</b>	<b>0</b>	<b>0</b>	<b>0</b>	<b>0</b>	<b>0</b>

#11 | JAQUARIUS LANDREWS | S | 6-0 | 200 | SR. | 1L | SUMMIT, MISS. (COPIAH-LINCOLN [MISS.] CC)

## JAQUARIUS LANDREWS' CAREER DEFENSIVE STATISTICS

YEAR	GP/GS	SOLO	AST	TOT	TFL	YDS	SACK	YDS	FF	FR	YDS	INT	YDS	QBH	PBU
2018	10/3	10	11	21	4.5	32	3.0	30	0	0	0	0	0	1	5
<b>TOTAL</b>	<b>10/3</b>	<b>10</b>	<b>11</b>	<b>21</b>	<b>4.5</b>	<b>32</b>	<b>3.0</b>	<b>30</b>	<b>0</b>	<b>0</b>	<b>0</b>	<b>0</b>	<b>0</b>	<b>1</b>	<b>5</b>

## JAQUARIUS LANDREWS' 2018 GAME-BY-GAME DEFENSIVE STATISTICS

DATE	OPPONENT	GP/GS	SOLO	AST	TOT	TFL	YDS	SACK	YDS	FF	FR	YDS	INT	YDS	QBH	PBU
09/01/2018	Stephen F. Austin	1/0	2	1	3	1.5	9	1.0	9	0	0	0	0	0	0	0
09/08/2018	at Kansas State	1/0	0	0	0	0	0	0	0	0	0	0	0	0	0	0
09/15/2018	Louisiana	1/0	1	1	2	0.5	1	0	0	0	0	0	0	0	1	0
09/22/2018	at Kentucky	1/0	1	0	1	0	0	0	0	0	0	0	0	0	0	0
09/29/2018	Florida	1/0	1	1	2	0	0	0	0	0	0	0	0	0	0	0
10/06/2018	Auburn	1/1	1	2	3	0	0	0	0	0	0	0	0	0	0	1
10/20/2018	at LSU	1/0	0	0	0	0	0	0	0	0	0	0	0	0	0	1
10/27/2018	Texas A&M	1/1	3	4	7	2.5	22	2.0	21	0	0	0	0	0	0	3
11/03/2018	Louisiana Tech	1/1	1	2	3	0	0	0	0	0	0	0	0	0	0	0
01/01/2019	vs. Iowa	1/0	0	0	0	0	0	0	0	0	0	0	0	0	0	0
<b>TOTAL</b>		<b>10/3</b>	<b>10</b>	<b>11</b>	<b>21</b>	<b>4.5</b>	<b>32</b>	<b>3.0</b>	<b>30</b>	<b>0</b>	<b>0</b>	<b>0</b>	<b>0</b>	<b>0</b>	<b>1</b>	<b>5</b>



#10 | LEO LEWIS | LB | 6-2 | 245 | SR. | 3L | BROOKHAVEN, MISS. (BROOKHAVEN)

## LEO LEWIS' CAREER DEFENSIVE STATISTICS

YEAR	GP/GS	SOLO	AST	TOT	TFL	YDS	SACK	YDS	FF	FR	YDS	INT	YDS	QBH	PBU
2016	13/13	35	44	79	4.5	9	1.0	2	0	0	0	0	0	0	1
2017	13/12	15	31	46	1.0	10	1.0	10	1	0	0	0	0	0	1
2018	12/10	23	22	45	3.0	4	0	0	0	0	0	0	0	1	1
<b>TOTAL</b>	<b>38/35</b>	<b>73</b>	<b>97</b>	<b>170</b>	<b>8.5</b>	<b>23</b>	<b>2.0</b>	<b>12</b>	<b>1</b>	<b>0</b>	<b>0</b>	<b>0</b>	<b>0</b>	<b>1</b>	<b>3</b>

## LEO LEWIS' 2016 GAME-BY-GAME DEFENSIVE STATISTICS

DATE	OPPONENT	GP/GS	SOLO	AST	TOT	TFL	YDS	SACK	YDS	FF	FR	YDS	INT	YDS	QBH	PBU
09/03/16	South Alabama	1/1	4	5	9	2.0	3	0	0	0	0	0	0	0	0	0
09/10/16	South Carolina	1/1	2	2	4	0	0	0	0	0	0	0	0	0	0	0
09/17/16	at LSU	1/1	1	9	10	0	0	0	0	0	0	0	0	0	0	0
09/24/16	at Massachusetts	1/1	0	2	2	0	0	0	0	0	0	0	0	0	0	0
10/08/16	Auburn	1/1	2	4	6	0	0	0	0	0	0	0	0	0	0	0
10/14/16	at BYU	1/1	7	5	12	0	0	0	0	0	0	0	0	0	0	0
10/22/16	at Kentucky	1/1	3	2	5	0	0	0	0	0	0	0	0	0	0	0
10/29/16	Samford	1/1	1	7	8	0.5	1	0	0	0	0	0	0	0	0	0
11/05/16	Texas A&M	1/1	3	1	4	0	0	0	0	0	0	0	0	0	0	0
11/12/16	at Alabama	1/1	1	3	4	0.5	2	0	0	0	0	0	0	0	0	0
11/18/16	Arkansas	1/1	1	1	2	0	0	0	0	0	0	0	0	0	0	1
11/26/16	at Ole Miss	1/1	4	2	6	1.5	3	1.0	2	0	0	0	0	0	0	0
12/26/16	vs. Miami (Ohio)	1/1	6	1	7	0	0	0	0	0	0	0	0	0	0	0
<b>TOTAL</b>		<b>13/13</b>	<b>35</b>	<b>44</b>	<b>79</b>	<b>4.5</b>	<b>9</b>	<b>1.0</b>	<b>2</b>	<b>0</b>	<b>0</b>	<b>0</b>	<b>0</b>	<b>0</b>	<b>0</b>	<b>1</b>

## LEO LEWIS' 2017 GAME-BY-GAME DEFENSIVE STATISTICS

DATE	OPPONENT	GP/GS	SOLO	AST	TOT	TFL	YDS	SACK	YDS	FF	FR	YDS	INT	YDS	QBH	PBU
09/02/17	Charleston Southern	1/1	0	1	1	0	0	0	0	0	0	0	0	0	0	0
09/09/17	at Louisiana Tech	1/0	1	2	3	0.5	6	0.5	6	0	0	0	0	0	0	0
09/16/17	LSU	1/1	1	7	8	0	0	0	0	1	0	0	0	0	0	1
09/23/17	at Georgia	1/1	0	3	3	0	0	0	0	0	0	0	0	0	0	0
09/30/17	at Auburn	1/1	1	2	3	0	0	0	0	0	0	0	0	0	0	0
10/14/17	BYU	1/1	1	2	3	0	0	0	0	0	0	0	0	0	0	0
10/21/17	Kentucky	1/1	1	2	3	0	0	0	0	0	0	0	0	0	0	0
10/28/17	at Texas A&M	1/1	4	4	8	0	0	0	0	0	0	0	0	0	0	0
11/03/17	Massachusetts	1/1	1	2	3	0	0	0	0	0	0	0	0	0	0	0
11/11/17	Alabama	1/1	0	4	4	0	0	0	0	0	0	0	0	0	0	0
11/18/17	at Arkansas	1/1	2	0	2	0	0	0	0	0	0	0	0	0	0	0
11/23/17	Ole Miss	1/1	1	1	2	0.5	4	0.5	4	0	0	0	0	0	0	0
12/30/17	vs. Louisville	1/1	2	1	3	0	0	0	0	0	0	0	0	0	0	0
<b>TOTAL</b>		<b>13/12</b>	<b>15</b>	<b>31</b>	<b>46</b>	<b>1.0</b>	<b>10</b>	<b>1.0</b>	<b>10</b>	<b>1</b>	<b>0</b>	<b>0</b>	<b>0</b>	<b>0</b>	<b>0</b>	<b>1</b>

## LEO LEWIS' 2018 GAME-BY-GAME DEFENSIVE STATISTICS

DATE	OPPONENT	GP/GS	SOLO	AST	TOT	TFL	YDS	SACK	YDS	FF	FR	YDS	INT	YDS	QBH	PBU
09/01/18	Stephen F. Austin	1/1	2	0	2	1.0	1	0	0	0	0	0	0	0	0	1
09/08/18	at Kansas State	1/1	2	1	3	0	0	0	0	0	0	0	0	0	1	0
09/15/18	Louisiana	1/1	3	5	8	1.5	2	0	0	0	0	0	0	0	0	0
09/22/18	at Kentucky	1/1	4	1	5	0	0	0	0	0	0	0	0	0	0	0
09/29/18	Florida	1/1	2	4	6	0	0	0	0	0	0	0	0	0	0	0
10/06/18	Auburn	1/1	3	2	5	0	0	0	0	0	0	0	0	0	0	0
10/20/18	at LSU	1/1	0	3	3	0	0	0	0	0	0	0	0	0	0	0
10/27/18	Texas A&M	1/1	2	2	4	0.5	1	0	0	0	0	0	0	0	0	0
11/03/18	Louisiana Tech	1/1	1	0	1	0	0	0	0	0	0	0	0	0	0	0
11/17/18	Arkansas	1/0	3	1	4	0	0	0	0	0	0	0	0	0	0	0
11/22/18	at Ole Miss	1/0	1	3	4	0	0	0	0	0	0	0	0	0	0	0
01/01/19	vs. Iowa	1/1	0	0	0	0	0	0	0	0	0	0	0	0	0	0
<b>TOTAL</b>		<b>12/10</b>	<b>23</b>	<b>22</b>	<b>45</b>	<b>3.0</b>	<b>4</b>	<b>0</b>	<b>0</b>	<b>0</b>	<b>0</b>	<b>0</b>	<b>0</b>	<b>0</b>	<b>1</b>	<b>1</b>



#14 | JALEN MAYDEN | QB | 6-2 | 230 | RFR. | RS | SACHSE, TEXAS (SACHSE)

## JALEN MAYDEN'S CAREER PASSING STATISTICS

YEAR	GP/GS	CMP	ATT	INT	YDS	TD	LONG	%	AVG/P	AVG/G
2018	3/0	1	2	0	9	0	9	.50	4.5	3.0
<b>TOTAL</b>	<b>3/0</b>	<b>1</b>	<b>2</b>	<b>0</b>	<b>9</b>	<b>0</b>	<b>9</b>	<b>.50</b>	<b>4.5</b>	<b>3.0</b>

## JALEN MAYDEN'S CAREER RUSHING STATISTICS

YEAR	GP/GS	ATT	YDS	TD	LONG	AVG/A	AVG/G
2018	3/0	7	32	0	14	4.6	10.7
<b>TOTAL</b>	<b>3/0</b>	<b>7</b>	<b>32</b>	<b>0</b>	<b>14</b>	<b>4.6</b>	<b>10.7</b>

## JALEN MAYDEN'S GAME-BY-GAME PASSING &amp; RUSHING STATISTICS

DATE	OPPONENT	GP/GS	PASSING				YDS	TD	LONG	RUSHING			
			CMP	ATT	INT	%				ATT	YDS	TD	LONG
09/01/18	Stephen F. Austin	1/0	1	2	0	50.0%	9	0	9	5	22	0	14
09/15/18	Louisiana	1/0	0	0	0	0	0	0	0	1	8	0	8
11/03/18	Louisiana Tech	1/0	0	0	0	0	0	0	0	1	2	0	2
<b>TOTAL</b>		<b>3/0</b>	<b>1</b>	<b>2</b>	<b>0</b>	<b>50.0%</b>	<b>9</b>	<b>0</b>	<b>9</b>	<b>7</b>	<b>32</b>	<b>0</b>	<b>14</b>

#5 | OSIRUS MITCHELL | WR | 6-5 | 210 | JR. | 2L | SARASOTA, FLA. (BOOKER)

## OSIRUS MITCHELL'S CAREER RECEIVING STATISTICS

YEAR	GP/GS	REC	YDS	TD	LONG	REC/G	AVG/C	AVG/G
2017	9/0	5	51	0	18	0.6	10.2	5.7
2018	13/13	26	427	4	84	2.0	16.4	32.8
<b>TOTAL</b>	<b>22/13</b>	<b>31</b>	<b>478</b>	<b>4</b>	<b>84</b>	<b>1.4</b>	<b>15.4</b>	<b>21.7</b>

## OSIRUS MITCHELL'S 2017 GAME-BY-GAME RECEIVING STATISTICS

DATE	OPPONENT	GP/GS	REC	YDS	TD	LONG
09/02/17	Charleston Southern	1/0	1	9	0	9
09/23/17	at Georgia	1/0	0	0	0	0
10/14/17	BYU	1/0	0	0	0	0
10/21/17	Kentucky	1/0	1	4	0	4
10/28/17	at Texas A&M	1/0	0	0	0	0
11/03/17	Massachusetts	1/0	1	18	0	18
11/11/17	Alabama	1/0	1	8	0	8
11/18/17	at Arkansas	1/0	1	12	0	12
11/23/17	Ole Miss	1/0	0	0	0	0

## OSIRUS MITCHELL'S 2018 GAME-BY-GAME RECEIVING STATISTICS

DATE	OPPONENT	GP/GS	REC	YDS	TD	LONG
09/01/18	Stephen F. Austin	1/1	2	114	2	84
09/08/18	at Kansas State	1/1	1	5	0	5
09/15/18	Louisiana	1/1	0	0	0	0
09/22/18	at Kentucky	1/1	6	65	0	21
09/29/18	Florida	1/1	3	35	0	12
10/06/18	Auburn	1/1	1	23	0	23
10/20/18	at LSU	1/1	1	9	0	9
10/27/18	Texas A&M	1/1	6	96	1	38
11/03/18	Louisiana Tech	1/1	0	0	0	0
11/10/18	at Alabama	1/1	2	17	0	9
11/17/18	Arkansas	1/1	2	21	1	15
11/22/18	at Ole Miss	1/1	0	0	0	0
01/01/19	vs. Iowa	1/1	2	42	0	34
<b>TOTAL</b>		<b>13/13</b>	<b>26</b>	<b>427</b>	<b>4</b>	<b>84</b>



#29 | C.J. MORGAN | S | 6-0 | 200 | JR. | 2L | BOSSIER CITY, LA. (PARKWAY)

## C.J. MORGAN'S CAREER DEFENSIVE STATISTICS

YEAR	GP/GS	SOLO	AST	TOT	TFL	YDS	SACK	YDS	FF	FR	YDS	INT	YDS	QBH	PBU
2017	10/0	4	1	5	0	0	0	0	0	0	0	0	0	0	0
2018	13/3	13	7	20	0	0	0	0	0	0	0	2	7	0	1
<b>TOTAL</b>	<b>23/3</b>	<b>17</b>	<b>8</b>	<b>25</b>	<b>0</b>	<b>0</b>	<b>0</b>	<b>0</b>	<b>0</b>	<b>0</b>	<b>0</b>	<b>2</b>	<b>7</b>	<b>0</b>	<b>1</b>

## C.J. MORGAN'S 2017 GAME-BY-GAME DEFENSIVE STATISTICS

DATE	OPPONENT	GP/GS	SOLO	AST	TOT	TFL	YDS	SACK	YDS	FF	FR	YDS	INT	YDS	QBH	PBU
09/02/17	Charleston Southern	1/0	1	1	2	0	0	0	0	0	0	0	0	0	0	0
09/09/17	at Louisiana Tech	1/0	3	0	3	0	0	0	0	0	0	0	0	0	0	0
09/16/17	LSU	1/0	0	0	0	0	0	0	0	0	0	0	0	0	0	0
09/23/17	at Georgia	1/0	0	0	0	0	0	0	0	0	0	0	0	0	0	0
09/30/17	at Auburn	1/0	0	0	0	0	0	0	0	0	0	0	0	0	0	0
10/14/17	BYU	1/0	0	0	0	0	0	0	0	0	0	0	0	0	0	0
10/21/17	Kentucky	1/0	0	0	0	0	0	0	0	0	0	0	0	0	0	0
11/03/17	Massachusetts	1/0	0	0	0	0	0	0	0	0	0	0	0	0	0	0
11/11/17	Alabama	1/0	0	0	0	0	0	0	0	0	0	0	0	0	0	0
12/30/17	vs. Louisville	1/0	0	0	0	0	0	0	0	0	0	0	0	0	0	0
<b>TOTAL</b>		<b>10/0</b>	<b>4</b>	<b>1</b>	<b>5</b>	<b>0</b>	<b>0</b>	<b>0</b>	<b>0</b>	<b>0</b>	<b>0</b>	<b>0</b>	<b>0</b>	<b>0</b>	<b>0</b>	<b>0</b>

## C.J. MORGAN'S 2018 GAME-BY-GAME DEFENSIVE STATISTICS

DATE	OPPONENT	GP/GS	SOLO	AST	TOT	TFL	YDS	SACK	YDS	FF	FR	YDS	INT	YDS	QBH	PBU
09/01/18	Stephen F. Austin	1/0	1	1	2	0	0	0	0	0	0	0	1	0	0	0
09/08/18	at Kansas State	1/0	0	0	0	0	0	0	0	0	0	0	0	0	0	0
09/15/18	Louisiana	1/0	0	0	0	0	0	0	0	0	0	0	0	0	0	0
09/22/18	at Kentucky	1/0	0	0	0	0	0	0	0	0	0	0	0	0	0	0
09/29/18	Florida	1/0	0	0	0	0	0	0	0	0	0	0	0	0	0	0
10/06/18	Auburn	1/0	0	0	0	0	0	0	0	0	0	0	0	0	0	0
10/20/18	at LSU	1/0	0	0	0	0	0	0	0	0	0	0	0	0	0	0
10/27/18	Texas A&M	1/0	1	0	1	0	0	0	0	0	0	0	0	0	0	0
11/03/18	Louisiana Tech	1/0	1	0	1	0	0	0	0	0	0	0	0	0	0	0
11/10/18	at Alabama	1/1	3	1	4	0	0	0	0	0	0	0	0	0	0	0
11/17/18	Arkansas	1/1	1	3	4	0	0	0	0	0	0	0	1	7	0	0
11/22/18	at Ole Miss	1/1	2	2	4	0	0	0	0	0	0	0	0	0	0	1
01/01/19	vs. Iowa	1/0	4	0	4	0	0	0	0	0	0	0	0	0	0	0
<b>TOTAL</b>		<b>13/3</b>	<b>13</b>	<b>7</b>	<b>20</b>	<b>0</b>	<b>0</b>	<b>0</b>	<b>0</b>	<b>0</b>	<b>0</b>	<b>0</b>	<b>2</b>	<b>7</b>	<b>0</b>	<b>1</b>

#26 | ALEC MURPHY | RB | 6-0 | 230 | SR. | 3L | NIXA, MO. (NIXA)

## ALEC MURPHY'S CAREER DEFENSIVE STATISTICS

YEAR	GP/GS	SOLO	AST	TOT	TFL	YDS	SACK	YDS	FF	FR	YDS	INT	YDS	QBH	PBU
2016	4/0	0	3	3	0	0	0	0	0	0	0	0	0	0	0
2017	7/0	0	1	1	0	0	0	0	0	0	0	0	0	0	0
2018	8/0	1	1	2	0	0	0	0	0	0	0	0	0	0	0
<b>TOTAL</b>	<b>19/0</b>	<b>1</b>	<b>5</b>	<b>6</b>	<b>0</b>	<b>0</b>	<b>0</b>	<b>0</b>	<b>0</b>	<b>0</b>	<b>0</b>	<b>0</b>	<b>0</b>	<b>0</b>	<b>0</b>

## ALEC MURPHY'S CAREER RUSHING STATISTICS

YEAR	GP/GS	ATT	YDS	TD	LONG	AVG/A	AVG/G
2017	7/0	2	9	0	6	4.5	1.3
<b>TOTAL</b>	<b>7/0</b>	<b>2</b>	<b>9</b>	<b>0</b>	<b>6</b>	<b>4.5</b>	<b>1.3</b>

## ALEC MURPHY'S 2016 GAME-BY-GAME DEFENSIVE STATISTICS

DATE	OPPONENT	GP/GS	SOLO	AST	TOT	TFL	YDS	SACK	YDS	FF	FR	YDS	INT	YDS	QBH	PBU
10/22/16	at Kentucky	1/0	0	1	1	0	0	0	0	0	0	0	0	0	0	0
10/29/16	Samford	1/0	0	1	1	0	0	0	0	0	0	0	0	0	0	0
11/05/16	Texas A&M	1/0	0	1	1	0	0	0	0	0	0	0	0	0	0	0
11/26/16	at Ole Miss	1/0	0	0	0	0	0	0	0	0	0	0	0	0	0	0
<b>TOTAL</b>		<b>4/0</b>	<b>0</b>	<b>3</b>	<b>3</b>	<b>0</b>	<b>0</b>	<b>0</b>	<b>0</b>	<b>0</b>	<b>0</b>	<b>0</b>	<b>0</b>	<b>0</b>	<b>0</b>	<b>0</b>

## ALEC MURPHY'S 2017 GAME-BY-GAME DEFENSIVE STATISTICS

DATE	OPPONENT	GP/GS	SOLO	AST	TOT	TFL	YDS	SACK	YDS	FF	FR	YDS	INT	YDS	QBH	PBU
09/02/17	Charleston Southern	1/0	0	0	0	0	0	0	0	0	0	0	0	0	0	0
09/09/17	at Louisiana Tech	1/0	0	0	0	0	0	0	0	0	0	0	0	0	0	0
09/23/17	at Georgia	1/0	0	0	0	0	0	0	0	0	0	0	0	0	0	0
09/30/17	at Auburn	1/0	0	0	0	0	0	0	0	0	0	0	0	0	0	0
10/14/17	BYU	1/0	0	1	1	0	0	0	0	0	0	0	0	0	0	0
10/21/17	Kentucky	1/0	0	0	0	0	0	0	0	0	0	0	0	0	0	0
11/11/17	Alabama	1/0	0	0	0	0	0	0	0	0	0	0	0	0	0	0
<b>TOTAL</b>		<b>7/0</b>	<b>0</b>	<b>1</b>	<b>1</b>	<b>0</b>	<b>0</b>	<b>0</b>	<b>0</b>	<b>0</b>	<b>0</b>	<b>0</b>	<b>0</b>	<b>0</b>	<b>0</b>	<b>0</b>

ALEC MURPHY'S 2017 GAME-BY-GAME RUSHING STATISTICS

DATE	OPPONENT	GP/GS	ATT	YDS	TD	LONG
09/02/17	Charleston Southern	1/0	2	9	0	6
09/09/17	at Louisiana Tech	1/0	0	0	0	0
09/23/17	at Georgia	1/0	0	0	0	0
09/30/17	at Auburn	1/0	0	0	0	0
10/14/17	BYU	1/0	0	0	0	0
10/21/17	Kentucky	1/0	0	0	0	0
11/11/17	Alabama	1/0	0	0	0	0
<b>TOTAL</b>		<b>7/0</b>	<b>2</b>	<b>9</b>	<b>0</b>	<b>6</b>

ALEC MURPHY'S 2018 GAME-BY-GAME DEFENSIVE STATISTICS

DATE	OPPONENT	GP/GS	SOLO	AST	TOT	TFL	YDS	SACK	YDS	FF	FR	YDS	INT	YDS	QBH	PBU
09/01/18	Stephen F. Austin	1/0	0	0	0	0	0	0	0	0	0	0	0	0	0	0
09/08/18	at Kansas State	1/0	1	1	2	0	0	0	0	0	0	0	0	0	0	0
09/15/18	Louisiana	1/0	0	0	0	0	0	0	0	0	0	0	0	0	0	0
09/22/18	at Kentucky	1/0	0	0	0	0	0	0	0	0	0	0	0	0	0	0
09/29/18	Florida	1/0	0	0	0	0	0	0	0	0	0	0	0	0	0	0
11/17/18	Arkansas	1/0	0	0	0	0	0	0	0	0	0	0	0	0	0	0
11/22/18	at Ole Miss	1/0	0	0	0	0	0	0	0	0	0	0	0	0	0	0
01/01/19	vs. Iowa	1/0	0	0	0	0	0	0	0	0	0	0	0	0	0	0
<b>TOTAL</b>		<b>8/0</b>	<b>1</b>	<b>1</b>	<b>2</b>	<b>0</b>	<b>0</b>	<b>0</b>	<b>0</b>	<b>0</b>	<b>0</b>	<b>0</b>	<b>0</b>	<b>0</b>	<b>0</b>	<b>0</b>

#7 | MARCUS MURPHY | S | 6-1 | 200 | SO. | 1L | WEST POINT, MISS. (WEST POINT)

MARCUS MURPHY'S CAREER DEFENSIVE STATISTICS

YEAR	GP/GS	SOLO	AST	TOT	TFL	YDS	SACK	YDS	FF	FR	YDS	INT	YDS	QBH	PBU
2018	12/0	5	2	7	0.5	1	0	0	0	0	0	0	0	0	1
<b>TOTAL</b>	<b>12/0</b>	<b>5</b>	<b>2</b>	<b>7</b>	<b>0.5</b>	<b>1</b>	<b>0</b>	<b>0</b>	<b>0</b>	<b>0</b>	<b>0</b>	<b>0</b>	<b>0</b>	<b>0</b>	<b>1</b>

MARCUS MURPHY'S 2018 GAME-BY-GAME DEFENSIVE STATISTICS

DATE	OPPONENT	GP/GS	SOLO	AST	TOT	TFL	YDS	SACK	YDS	FF	FR	YDS	INT	YDS	QBH	PBU
09/01/18	Stephen F. Austin	1/0	0	0	0	0	0	0	0	0	0	0	0	0	0	0
09/08/18	at Kansas State	1/0	0	0	0	0	0	0	0	0	0	0	0	0	0	0
09/15/18	Louisiana	1/0	0	1	1	0	0	0	0	0	0	0	0	0	0	0
09/22/18	at Kentucky	1/0	1	0	1	0	0	0	0	0	0	0	0	0	0	0
09/29/18	Florida	1/0	0	0	0	0	0	0	0	0	0	0	0	0	0	0
10/20/18	at LSU	1/0	1	0	1	0	0	0	0	0	0	0	0	0	0	0
10/27/18	Texas A&M	1/0	1	0	1	0	0	0	0	0	0	0	0	0	0	0
11/03/18	Louisiana Tech	1/0	2	0	2	0	0	0	0	0	0	0	0	0	0	0
11/10/18	at Alabama	1/0	0	0	0	0	0	0	0	0	0	0	0	0	0	0
11/17/18	Arkansas	1/0	0	1	1	0.5	1	0	0	0	0	0	0	0	0	1
11/22/18	at Ole Miss	1/0	0	0	0	0	0	0	0	0	0	0	0	0	0	0
01/01/19	vs. Iowa	1/0	0	0	0	0	0	0	0	0	0	0	0	0	0	0
<b>TOTAL</b>	<b>12/0</b>	<b>5</b>	<b>2</b>	<b>7</b>	<b>0.5</b>	<b>1</b>	<b>0</b>	<b>0</b>	<b>0</b>	<b>0</b>	<b>0</b>	<b>0</b>	<b>0</b>	<b>0</b>	<b>0</b>	<b>1</b>

#17 | AARON ODOM | DE | 6-3 | 270 | SO. | 1L | JACKSON, MISS. (CALLAWAY)

AARON ODOM'S CAREER DEFENSIVE STATISTICS

YEAR	GP/GS	SOLO	AST	TOT	TFL	YDS	SACK	YDS	FF	FR	YDS	INT	YDS	QBH	PBU
2018	2/0	0	1	1	0	0	0	0	0	0	0	0	0	0	0
<b>TOTAL</b>	<b>2/0</b>	<b>0</b>	<b>1</b>	<b>1</b>	<b>0</b>	<b>0</b>	<b>0</b>	<b>0</b>	<b>0</b>	<b>0</b>	<b>0</b>	<b>0</b>	<b>0</b>	<b>0</b>	<b>0</b>

AARON ODOM'S 2018 GAME-BY-GAME DEFENSIVE STATISTICS

DATE	OPPONENT	GP/GS	SOLO	AST	TOT	TFL	YDS	SACK	YDS	FF	FR	YDS	INT	YDS	QBH	PBU
09/01/18	Stephen F. Austin	1/0	0	0	0	0	0	0	0	0	0	0	0	0	0	0
11/03/18	Louisiana Tech	1/0	0	1	1	0	0	0	0	0	0	0	0	0	0	0
<b>TOTAL</b>	<b>2/0</b>	<b>0</b>	<b>1</b>	<b>1</b>	<b>0</b>	<b>0</b>	<b>0</b>	<b>0</b>	<b>0</b>	<b>0</b>	<b>0</b>	<b>0</b>	<b>0</b>	<b>0</b>	<b>0</b>	<b>0</b>

#21 | JAYLON REED | CB | 6-0 | 190 | RFR. | RS | OLIVE BRANCH, MISS. (OLIVE BRANCH)

JAYLON REED'S CAREER DEFENSIVE STATISTICS

YEAR	GP/GS	SOLO	AST	TOT	TFL	YDS	SACK	YDS	FF	FR	YDS	INT	YDS	QBH	PBU
2018	2/0	2	1	3	0	0	0	0	0	0	0	0	0	0	0
<b>TOTAL</b>	<b>2/0</b>	<b>2</b>	<b>1</b>	<b>3</b>	<b>0</b>	<b>0</b>	<b>0</b>	<b>0</b>	<b>0</b>	<b>0</b>	<b>0</b>	<b>0</b>	<b>0</b>	<b>0</b>	<b>0</b>

JAYLON REED'S 2018 GAME-BY-GAME DEFENSIVE STATISTICS

DATE	OPPONENT	GP/GS	SOLO	AST	TOT	TFL	YDS	SACK	YDS	FF	FR	YDS	INT	YDS	QBH	PBU
09/01/18	Stephen F. Austin	1/0	2	1	3	0	0	0	0	0	0	0	0	0	0	0
11/03/18	Louisiana Tech	1/0	0	0	0	0	0	0	0	0	0	0	0	0	0	0
<b>TOTAL</b>	<b>2/0</b>	<b>2</b>	<b>1</b>	<b>3</b>	<b>0</b>	<b>0</b>	<b>0</b>	<b>0</b>	<b>0</b>	<b>0</b>	<b>0</b>	<b>0</b>	<b>0</b>	<b>0</b>	<b>0</b>	<b>0</b>





#5 | CHAUNCEY RIVERS | DE | 6-3 | 275 | SR. | 1L | STONE MOUNTAIN, GA. (EAST MISSISSIPPI CC)

## CHAUNCEY RIVERS' CAREER DEFENSIVE STATISTICS

YEAR	GP/GS	SOLO	AST	TOT	TFL	YDS	SACK	YDS	FF	FR	YDS	INT	YDS	QBH	PBU
2018	13/0	8	16	24	7.0	29	2.5	19	0	0	0	0	0	4	0
<b>TOTAL</b>	<b>13/0</b>	<b>8</b>	<b>16</b>	<b>24</b>	<b>7.0</b>	<b>29</b>	<b>2.5</b>	<b>19</b>	<b>0</b>	<b>0</b>	<b>0</b>	<b>0</b>	<b>0</b>	<b>4</b>	<b>0</b>

## CHAUNCEY RIVERS' 2018 GAME-BY-GAME STATISTICS

DATE	OPPONENT	GP/GS	SOLO	AST	TOT	TFL	YDS	SACK	YDS	FF	FR	YDS	INT	YDS	QBH	PBU
09/01/18	Stephen F. Austin	1/0	0	2	2	1.0	2	0	0	0	0	0	0	0	0	0
09/08/18	at Kansas State	1/0	0	0	0	0	0	0	0	0	0	0	0	0	1	0
09/15/18	Louisiana	1/0	1	3	4	2.0	3	0	0	0	0	0	0	0	0	0
09/22/18	at Kentucky	1/0	1	1	2	0.5	4	0.5	4	0	0	0	0	0	0	0
09/29/18	Florida	1/0	0	2	2	0.5	1	0	0	0	0	0	0	0	1	0
10/06/18	Auburn	1/0	0	1	1	0	0	0	0	0	0	0	0	0	0	0
10/20/18	at LSU	1/0	1	1	2	0	0	0	0	0	0	0	0	0	0	0
10/27/18	Texas A&M	1/0	0	0	0	0	0	0	0	0	0	0	0	0	0	0
11/03/18	Louisiana Tech	1/0	0	1	1	0	0	0	0	0	0	0	0	0	1	0
11/10/18	at Alabama	1/0	2	1	3	1.0	6	1.0	6	0	0	0	0	0	0	0
11/17/18	Arkansas	1/0	2	1	3	0.5	4	0.5	4	0	0	0	0	0	0	0
11/22/18	at Ole Miss	1/0	1	1	2	1.0	4	0	0	0	0	0	0	0	1	0
01/01/19	vs. Iowa	1/0	0	2	2	0.5	5	0.5	5	0	0	0	0	0	0	0
<b>TOTAL</b>		<b>13/0</b>	<b>8</b>	<b>16</b>	<b>24</b>	<b>7.0</b>	<b>29</b>	<b>2.5</b>	<b>19</b>	<b>0</b>	<b>0</b>	<b>0</b>	<b>0</b>	<b>0</b>	<b>4</b>	<b>0</b>

#32 | ROBERT RIVERS | RB | 5-11 | 210 | SO. | 1L | OCALA, FLA. (TRINITY CATHOLIC)

## ROBERT RIVERS' CAREER RUSHING STATISTICS

YEAR	GP/GS	ATT	YDS	TD	LONG	AVG/A	AVG/G
2018	3/0	5	31	0	9	6.2	10.3
<b>TOTAL</b>	<b>3/0</b>	<b>5</b>	<b>31</b>	<b>0</b>	<b>9</b>	<b>6.2</b>	<b>10.3</b>

## ROBERT RIVERS' 2018 GAME-BY-GAME RUSHING STATISTICS

DATE	OPPONENT	GP/GS	ATT	YDS	TD	LONG
09/15/18	Louisiana	1/0	3	21	0	9
09/29/18	Florida	1/0	0	0	0	0
11/03/18	Louisiana Tech	1/0	2	10	0	5
<b>TOTAL</b>		<b>3/0</b>	<b>5</b>	<b>31</b>	<b>0</b>	<b>9</b>

#8 | MAURICE SMITHERMAN | CB | 5-10 | 195 | SR. | 3L | ADAMSVILLE, ALA. (MINOR)

## MAURICE SMITHERMAN'S CAREER DEFENSIVE STATISTICS

YEAR	GP/GS	SOLO	AST	TOT	TFL	YDS	SACK	YDS	FF	FR	YDS	INT	YDS	QBH	PBU
2016	10/0	4	1	5	0	0	0	0	0	0	0	1	29	0	0
2017	13/0	3	3	6	0	0	0	0	0	0	0	0	0	0	0
2018	13/2	11	12	23	0	0	0	0	1	0	0	1	0	0	3
<b>TOTAL</b>	<b>36/2</b>	<b>18</b>	<b>16</b>	<b>34</b>	<b>0</b>	<b>0</b>	<b>0</b>	<b>0</b>	<b>1</b>	<b>0</b>	<b>0</b>	<b>2</b>	<b>29</b>	<b>0</b>	<b>3</b>

## MAURICE SMITHERMAN'S 2016 GAME-BY-GAME DEFENSIVE STATISTICS

DATE	OPPONENT	GP/GS	SOLO	AST	TOT	TFL	YDS	SACK	YDS	FF	FR	YDS	INT	YDS	QBH	PBU
09/03/16	South Alabama	1/0	0	0	0	0	0	0	0	0	0	0	0	0	0	0
09/17/16	at LSU	1/0	1	0	1	0	0	0	0	0	0	0	0	0	0	0
09/24/16	at Massachusetts	1/0	0	0	0	0	0	0	0	0	0	0	0	0	0	0
10/08/16	Auburn	1/0	0	1	1	0	0	0	0	0	0	0	0	0	0	0
10/14/16	at BYU	1/0	0	0	0	0	0	0	0	0	0	0	0	0	0	0
10/22/16	at Kentucky	1/0	1	0	1	0	0	0	0	0	0	0	0	0	0	0
10/29/16	Samford	1/0	1	0	1	0	0	0	0	0	0	0	1	29	0	0
11/18/16	Arkansas	1/0	0	0	0	0	0	0	0	0	0	0	0	0	0	0
11/26/16	at Ole Miss	1/0	1	0	1	0	0	0	0	0	0	0	0	0	0	0
12/26/16	vs. Miami (Ohio)	1/0	0	0	0	0	0	0	0	0	0	0	0	0	0	0
<b>TOTAL</b>		<b>10/0</b>	<b>4</b>	<b>1</b>	<b>5</b>	<b>0</b>	<b>0</b>	<b>0</b>	<b>0</b>	<b>0</b>	<b>0</b>	<b>0</b>	<b>1</b>	<b>29</b>	<b>0</b>	<b>0</b>

## MAURICE SMITHERMAN'S 2017 GAME-BY-GAME DEFENSIVE STATISTICS

DATE	OPPONENT	GP/GS	SOLO	AST	TOT	TFL	YDS	SACK	YDS	FF	FR	YDS	INT	YDS	QBH	PBU
09/02/17	Charleston Southern	1/0	0	1	1	0	0	0	0	0	0	0	0	0	0	0
09/09/17	at Louisiana Tech	1/0	0	0	0	0	0	0	0	0	0	0	0	0	0	0
09/16/17	LSU	1/0	0	0	0	0	0	0	0	0	0	0	0	0	0	0
09/23/17	at Georgia	1/0	0	0	0	0	0	0	0	0	0	0	0	0	0	0
09/30/17	at Auburn	1/0	1	0	1	0	0	0	0	0	0	0	0	0	0	0
10/14/17	BYU	1/0	1	0	1	0	0	0	0	0	0	0	0	0	0	0
10/21/17	Kentucky	1/0	0	2	2	0	0	0	0	0	0	0	0	0	0	0
10/28/17	at Texas A&M	1/0	0	0	0	0	0	0	0	0	0	0	0	0	0	0
11/03/17	Massachusetts	1/0	0	0	0	0	0	0	0	0	0	0	0	0	0	0
11/11/17	Alabama	1/0	0	0	0	0	0	0	0	0	0	0	0	0	0	0
11/18/17	at Arkansas	1/0	0	0	0	0	0	0	0	0	0	0	0	0	0	0
11/23/17	Ole Miss	1/0	0	0	0	0	0	0	0	0	0	0	0	0	0	0
12/30/17	vs. Louisville	1/0	1	0	1	0	0	0	0	0	0	0	0	0	0	0
<b>TOTAL</b>		<b>13/0</b>	<b>3</b>	<b>3</b>	<b>6</b>	<b>0</b>	<b>0</b>	<b>0</b>	<b>0</b>	<b>0</b>	<b>0</b>	<b>0</b>	<b>0</b>	<b>0</b>	<b>0</b>	<b>0</b>

## MAURICE SMITHERMAN'S 2018 GAME-BY-GAME DEFENSIVE STATISTICS

DATE	OPPONENT	GP/GS	SOLO	AST	TOT	TFL	YDS	SACK	YDS	FF	FR	YDS	INT	YDS	QBH	PBU
09/01/18	Stephen F. Austin	1/0	3	0	3	0	0	0	0	0	0	0	0	0	0	0
09/08/18	at Kansas State	1/0	2	0	2	0	0	0	0	0	0	0	0	0	0	1
09/15/18	Louisiana	1/0	0	1	1	0	0	0	0	0	0	0	0	0	0	0
09/22/18	at Kentucky	1/0	1	2	3	0	0	0	0	0	0	0	0	0	0	0
09/29/18	Florida	1/1	0	0	0	0	0	0	0	0	0	0	0	0	0	0
10/06/18	Auburn	1/1	0	1	1	0	0	0	0	0	0	0	0	0	0	1
10/20/18	at LSU	1/0	1	4	5	0	0	0	0	0	0	0	0	0	0	1
10/27/18	Texas A&M	1/0	0	1	1	0	0	0	0	0	0	0	0	0	0	0
11/03/18	Louisiana Tech	1/0	0	1	1	0	0	0	0	0	0	0	0	0	0	0
11/10/18	at Alabama	1/0	2	0	2	0	0	0	0	0	0	0	0	0	0	0
11/17/18	Arkansas	1/0	1	1	2	0	0	0	0	1	0	0	0	0	0	0
11/22/18	at Ole Miss	1/0	1	1	2	0	0	0	0	0	0	1	0	0	0	0
01/01/19	vs. Iowa	1/0	0	0	0	0	0	0	0	0	0	0	0	0	0	0
<b>TOTAL</b>		<b>13/2</b>	<b>11</b>	<b>12</b>	<b>23</b>	<b>0</b>	<b>0</b>	<b>0</b>	<b>0</b>	<b>1</b>	<b>0</b>	<b>0</b>	<b>1</b>	<b>0</b>	<b>0</b>	<b>3</b>

#42 | MARQUISS SPENCER | DE | 6-4 | 285 | JR. | 2L | GREENWOOD, MISS. (GREENWOOD)

## MARQUISS SPENCER'S CAREER DEFENSIVE STATISTICS

YEAR	GP/GS	SOLO	AST	TOT	TFL	YDS	SACK	YDS	FF	FR	YDS	INT	YDS	QBH	PBU
2016	12/0	9	8	17	3.0	12	1.0	9	0	1	0	0	0	1	0
2017	13/0	5	14	19	4.5	16	1.0	6	0	2	0	0	0	0	2
2018	4/0	1	2	3	0.5	1	0	0	0	0	0	0	0	1	0
<b>TOTAL</b>	<b>29/0</b>	<b>15</b>	<b>24</b>	<b>39</b>	<b>8.0</b>	<b>20</b>	<b>2.0</b>	<b>15</b>	<b>0</b>	<b>3</b>	<b>0</b>	<b>0</b>	<b>0</b>	<b>2</b>	<b>2</b>

## MARQUISS SPENCER'S 2016 GAME-BY-GAME DEFENSIVE STATISTICS

DATE	OPPONENT	GP/GS	SOLO	AST	TOT	TFL	YDS	SACK	YDS	FF	FR	YDS	INT	YDS	QBH	PBU
09/03/16	South Alabama	1/0	0	0	0	0	0	0	0	0	0	0	0	0	0	0
09/10/16	South Carolina	1/0	0	0	0	0	0	0	0	0	0	0	0	0	0	0
09/17/16	at LSU	1/0	0	1	1	0	0	0	0	0	0	0	0	0	0	0
10/08/16	Auburn	1/0	2	2	4	1.0	9	1.0	9	0	0	0	0	0	0	0
10/14/16	at BYU	1/0	4	1	5	1.0	1	0	0	0	0	0	0	0	0	0
10/22/16	at Kentucky	1/0	0	1	1	0	0	0	0	0	1	0	0	0	0	0
10/29/16	Samford	1/0	0	1	1	0	0	0	0	0	0	0	0	0	0	0
11/05/16	Texas A&M	1/0	1	1	2	1.0	2	0	0	0	0	0	0	0	1	0
11/12/16	at Alabama	1/0	1	0	1	0	0	0	0	0	0	0	0	0	0	0
11/18/16	Arkansas	1/0	0	1	1	0	0	0	0	0	0	0	0	0	0	0
11/26/16	at Ole Miss	1/0	1	0	1	0	0	0	0	0	0	0	0	0	0	0
12/26/16	vs. Miami (Ohio)	1/0	0	0	0	0	0	0	0	0	0	0	0	0	0	0
<b>TOTAL</b>		<b>12/0</b>	<b>9</b>	<b>8</b>	<b>17</b>	<b>3.0</b>	<b>12</b>	<b>1.0</b>	<b>9</b>	<b>0</b>	<b>1</b>	<b>0</b>	<b>0</b>	<b>0</b>	<b>1</b>	<b>0</b>



## MARQUISS SPENCER'S 2017 GAME-BY-GAME DEFENSIVE STATISTICS

DATE	OPPONENT	GP/GS	SOLO	AST	TOT	TFL	YDS	SACK	YDS	FF	FR	YDS	INT	YDS	QBH	PBU
09/09/17	at Louisiana Tech	1/0	1	0	1	0	0	0	0	0	0	0	0	0	0	0
09/16/17	LSU	1/0	0	2	2	0.5	2	0.5	2	0	0	0	0	0	0	0
09/23/17	at Georgia	1/0	2	0	2	1.0	2	0	0	0	0	0	0	0	0	0
09/30/17	at Auburn	1/0	0	1	1	0	0	0	0	0	0	0	0	0	0	0
10/14/17	BYU	1/0	0	1	1	0	0	0	0	0	1	0	0	0	0	0
10/21/17	Kentucky	1/0	0	1	1	0	0	0	0	0	0	0	0	0	0	1
10/28/17	at Texas A&M	1/0	0	1	1	0.5	1	0	0	0	0	0	0	0	0	0
11/03/17	Massachusetts	1/0	0	3	3	0.5	1	0	0	0	0	0	0	0	0	1
11/11/17	Alabama	1/0	1	1	2	0	0	0	0	0	0	0	0	0	0	0
11/18/17	at Arkansas	1/0	1	1	2	1.5	9	0.5	4	0	1	0	0	0	0	0
11/23/17	Ole Miss	1/0	0	1	1	0.5	1	0	0	0	0	0	0	0	0	0
12/30/17	vs. Louisville	1/0	0	0	0	0	0	0	0	0	0	0	0	0	0	0
<b>TOTAL</b>		<b>13/0</b>	<b>5</b>	<b>14</b>	<b>19</b>	<b>4.5</b>	<b>16</b>	<b>1.0</b>	<b>6</b>	<b>0</b>	<b>2</b>	<b>0</b>	<b>0</b>	<b>0</b>	<b>0</b>	<b>2</b>

## MARQUISS SPENCER'S 2018 GAME-BY-GAME DEFENSIVE STATISTICS

DATE	OPPONENT	GP/GS	SOLO	AST	TOT	TFL	YDS	SACK	YDS	FF	FR	YDS	INT	YDS	QBH	PBU
09/01/18	Stephen F. Austin	1/0	0	1	1	0.5	1	0	0	0	0	0	0	0	0	0
09/08/18	at Kansas State	1/0	1	0	1	0	0	0	0	0	0	0	0	0	1	0
09/15/18	Louisiana	1/0	0	0	0	0	0	0	0	0	0	0	0	0	0	0
09/22/18	at Kentucky	1/0	0	1	1	0	0	0	0	0	0	0	0	0	0	0
<b>TOTAL</b>		<b>4/0</b>	<b>1</b>	<b>2</b>	<b>3</b>	<b>0.5</b>	<b>1</b>	<b>0</b>	<b>0</b>	<b>0</b>	<b>0</b>	<b>0</b>	<b>0</b>	<b>0</b>	<b>1</b>	<b>0</b>

#2 | DEDDRICK THOMAS | WR | 5-9 | 190 | SR. | 3L | MEMPHIS, TENN. (MEMPHIS CENTRAL)

## DEDDRICK THOMAS' CAREER RECEIVING STATISTICS

YEAR	GP/GS	REC	YDS	TD	LONG	REC/G	AVG/C	AVG/G
2016	10/0	5	44	1	15	0.5	8.8	4.4
2017	13/0	22	227	4	25	1.7	10.3	17.5
2018	13/8	19	256	2	44	1.5	13.5	19.7
<b>TOTAL</b>	<b>36/8</b>	<b>46</b>	<b>527</b>	<b>7</b>	<b>44</b>	<b>1.3</b>	<b>11.5</b>	<b>14.6</b>

## DEDDRICK THOMAS' CAREER KICK RETURN STATISTICS

YEAR	GP/GS	ATT	YDS	TD	LONG	AVG/R	AVG/G
2016	10/0	0	0	0	0	0.0	0.0
2017	13/0	6	129	0	34	21.5	9.9
2018	13/8	6	109	0	22	18.2	8.4
<b>TOTAL</b>	<b>36/8</b>	<b>12</b>	<b>238</b>	<b>0</b>	<b>34</b>	<b>19.8</b>	<b>6.6</b>

## DEDDRICK THOMAS' CAREER PUNT RETURN STATISTICS

YEAR	GP/GS	NO	YDS	TD	LONG	AVG/R	AVG/G
2016	10/0	0	0	0	0	0.0	0.0
2017	13/0	6	104	1	83	17.3	8.0
2018	13/8	6	35	0	27	5.8	2.7
<b>TOTAL</b>	<b>36/8</b>	<b>12</b>	<b>139</b>	<b>1</b>	<b>83</b>	<b>11.6</b>	<b>3.9</b>

## DEDDRICK THOMAS' 2016 GAME-BY-GAME RECEIVING STATISTICS

DATE	OPPONENT	GP/GS	REC	YDS	TD	LONG
09/03/16	South Alabama	1/0	2	15	1	11
09/24/16	at Massachusetts	1/0	2	23	0	15
10/08/16	Auburn	1/0	1	6	0	6
10/14/16	at BYU	1/0	0	0	0	0
10/22/16	at Kentucky	1/0	0	0	0	0
10/29/16	Samford	1/0	0	0	0	0
11/05/16	Texas A&M	1/0	0	0	0	0
11/12/16	at Alabama	1/0	0	0	0	0
11/26/16	at Ole Miss	1/0	0	0	0	0
<b>TOTAL</b>		<b>10/0</b>	<b>5</b>	<b>44</b>	<b>1</b>	<b>15</b>



## DEDDRICK THOMAS' 2017 GAME-BY-GAME RECEIVING/KICK RETURN/PUNT RETURN STATISTICS

DATE	OPPONENT	GP/GS	RECEIVING				KICK RETURNS				PUNT RETURNS			
			REC	YDS	TD	LONG	ATT	YDS	TD	LONG	ATT	YDS	TD	LONG
09/02/17	Charleston Southern	1/0	2	34	1	24	0	0	0	0	0	0	0	0
09/09/17	at Louisiana Tech	1/0	3	20	0	9	0	0	0	0	0	0	0	0
09/16/17	LSU	1/0	1	20	1	20	0	0	0	0	0	0	0	0
09/23/17	at Georgia	1/0	2	41	0	21	0	0	0	0	0	0	0	0
09/30/17	at Auburn	1/0	0	0	0	0	0	0	0	0	0	0	0	0
10/14/17	BYU	1/0	2	22	0	18	0	0	0	0	0	0	0	0
10/21/17	Kentucky	1/0	1	10	0	10	0	0	0	0	0	0	0	0
10/28/17	at Texas A&M	1/0	0	0	0	0	0	0	0	0	0	0	0	0
11/03/17	Massachusetts	1/0	2	18	0	10	0	0	0	0	4	104	1	83
11/11/17	Alabama	1/0	2	30	0	25	0	0	0	0	2	0	0	0
11/18/17	at Arkansas	1/0	1	6	1	6	0	0	0	0	0	0	0	0
11/23/17	Ole Miss	1/0	4	33	1	15	1	19	0	19	0	0	0	0
12/30/17	vs. Louisville	1/0	2	-7	0	0	5	110	0	34	0	0	0	0
<b>TOTAL</b>		<b>13/0</b>	<b>22</b>	<b>227</b>	<b>4</b>	<b>25</b>	<b>6</b>	<b>129</b>	<b>0</b>	<b>34</b>	<b>6</b>	<b>104</b>	<b>1</b>	<b>83</b>

## DEDDRICK THOMAS' 2018 GAME-BY-GAME RECEIVING/KICK RETURN/PUNT RETURN STATISTICS

DATE	OPPONENT	GP/GS	RECEIVING				KICK RETURNS				PUNT RETURNS			
			REC	YDS	TD	LONG	ATT	YDS	TD	LONG	ATT	YDS	TD	LONG
09/01/18	Stephen F. Austin	1/0	1	20	0	20	0	0	0	0	0	0	0	0
09/08/18	at Kansas State	1/0	0	0	0	0	0	0	0	0	0	0	0	0
09/15/18	Louisiana	1/0	2	53	0	44	0	0	0	0	0	0	0	0
09/22/18	at Kentucky	1/0	0	0	0	0	1	22	0	22	0	0	0	0
09/29/18	Florida	1/1	2	21	0	17	0	0	0	0	0	0	0	0
10/06/18	Auburn	1/1	2	9	0	6	0	0	0	0	0	0	0	0
10/20/18	at LSU	1/1	1	15	0	15	0	0	0	0	1	4	0	4
10/27/18	Texas A&M	1/1	2	4	0	4	0	0	0	0	1	-1	0	0
11/03/18	Louisiana Tech	1/1	3	70	1	36	1	21	0	21	2	41	0	27
11/10/18	at Alabama	1/1	2	25	0	20	1	12	0	12	1	-9	0	0
11/17/18	Arkansas	1/1	0	0	0	0	1	15	0	15	1	0	0	0
11/22/18	at Ole Miss	1/1	2	23	1	14	1	22	0	22	0	0	0	0
01/01/19	vs. Iowa	1/0	2	16	0	15	1	17	0	17	0	0	0	0
<b>TOTAL</b>		<b>13/8</b>	<b>19</b>	<b>256</b>	<b>2</b>	<b>44</b>	<b>6</b>	<b>109</b>	<b>0</b>	<b>22</b>	<b>6</b>	<b>35</b>	<b>0</b>	<b>27</b>

#40 | ERROLL THOMPSON | LB | 6-1 | 250 | JR. | 2L | FLORENCE, ALA. (FLORENCE)

## ERROLL THOMPSON'S CAREER DEFENSIVE STATISTICS

YEAR	GP/GS	SOLO	AST	TOT	TFL	YDS	SACK	YDS	FF	FR	YDS	INT	YDS	QBH	PBU
2017	13/3	21	25	46	5.5	36	2.5	18	1	0	0	0	0	0	1
2018	13/13	31	56	87	9.0	34	3.5	26	0	0	0	2	0	3	0
<b>TOTAL</b>	<b>26/16</b>	<b>52</b>	<b>81</b>	<b>133</b>	<b>14.5</b>	<b>70</b>	<b>6.0</b>	<b>44</b>	<b>1</b>	<b>0</b>	<b>0</b>	<b>2</b>	<b>0</b>	<b>3</b>	<b>1</b>

## ERROLL THOMPSON'S 2017 GAME-BY-GAME DEFENSIVE STATISTICS

DATE	OPPONENT	GP/GS	SOLO	AST	TOT	TFL	YDS	SACK	YDS	FF	FR	YDS	INT	YDS	QBH	PBU
09/02/17	Charleston Southern	1/0	0	3	3	0	0	0	0	0	0	0	0	0	0	0
09/09/17	at Louisiana Tech	1/0	2	1	3	0	0	0	0	0	0	0	0	0	0	0
09/16/17	LSU	1/0	0	0	0	0	0	0	0	0	0	0	0	0	0	0
09/23/17	at Georgia	1/0	1	5	6	0	0	0	0	0	0	0	0	0	0	0
09/30/17	at Auburn	1/0	0	0	0	0	0	0	0	0	0	0	0	0	0	0
10/14/17	BYU	1/0	1	2	3	0	0	0	0	0	0	0	0	0	0	0
10/21/17	Kentucky	1/0	4	4	8	0.5	1	0	0	0	0	0	0	0	0	0
10/28/17	at Texas A&M	1/0	4	3	7	1.0	4	0	0	0	0	0	0	0	0	1
11/03/17	Massachusetts	1/0	0	1	1	0	0	0	0	0	0	0	0	0	0	0
11/11/17	Alabama	1/0	3	2	5	1.0	5	1.0	5	0	0	0	0	0	0	0
11/18/17	at Arkansas	1/1	2	1	3	0	0	0	0	0	0	0	0	0	0	0
11/23/17	Ole Miss	1/1	3	2	5	1.5	13	1.5	13	1	0	0	0	0	0	0
12/30/17	vs. Louisville	1/1	1	1	2	1.5	13	0	0	0	0	0	0	0	0	0
<b>TOTAL</b>		<b>13/3</b>	<b>21</b>	<b>25</b>	<b>46</b>	<b>5.5</b>	<b>36</b>	<b>2.5</b>	<b>18</b>	<b>1</b>	<b>0</b>	<b>0</b>	<b>0</b>	<b>0</b>	<b>0</b>	<b>1</b>



## ERROLL THOMPSON'S 2018 GAME-BY-GAME DEFENSIVE STATISTICS

DATE	OPPONENT	GP/GS	SOLO	AST	TOT	TFL	YDS	SACK	YDS	FF	FR	YDS	INT	YDS	QBH	PBU
09/01/18	Stephen F. Austin	1/1	1	2	3	0	0	0	0	0	0	0	0	0	0	0
09/08/18	at Kansas State	1/1	7	0	7	1.0	1	1.0	1	0	0	0	1	0	1	0
09/15/18	Louisiana	1/1	0	3	3	0	0	0	0	0	0	0	0	0	0	0
09/22/18	at Kentucky	1/1	1	6	7	1.0	5	0.5	4	0	0	0	0	0	0	0
09/29/18	Florida	1/1	5	9	14	0.5	1	0	0	0	0	0	0	0	0	0
10/06/18	Auburn	1/1	0	3	3	0	0	0	0	0	0	0	0	0	0	0
10/20/18	at LSU	1/1	2	7	9	0.5	0	0	0	0	0	0	0	0	0	0
10/27/18	Texas A&M	1/1	4	3	7	0.5	1	0	0	0	0	0	1	0	0	0
11/03/18	Louisiana Tech	1/1	3	6	9	0.5	0	0	0	0	0	0	0	0	0	0
11/10/18	at Alabama	1/1	3	2	5	0	0	0	0	0	0	0	0	0	0	0
11/17/18	Arkansas	1/1	1	9	10	2.5	20	1.5	18	0	0	0	0	0	0	0
11/22/18	at Ole Miss	1/1	2	5	7	2.0	6	0.5	3	0	0	0	0	0	2	0
01/01/19	vs. Iowa	1/1	2	1	3	0.5	0	0	0	0	0	0	0	0	0	0
<b>TOTAL</b>		<b>13/13</b>	<b>31</b>	<b>56</b>	<b>87</b>	<b>9.0</b>	<b>34</b>	<b>3.5</b>	<b>26</b>	<b>0</b>	<b>0</b>	<b>0</b>	<b>2</b>	<b>0</b>	<b>3</b>	<b>0</b>

#10 | KEYTAON THOMPSON | QB | 6-4 | 225 | JR. | 2L | NEW ORLEANS, LA. (LANDRY-WALKER)

## KEYTAON THOMPSON'S CAREER PASSING STATISTICS

YEAR	GP/S	CMP	ATT	INT	YDS	TD	LONG	%	AVG/P	AVG/G
2017	10/1	32	66	2	388	2	32	48.4	5.9	38.8
2018	9/1	18	39	1	458	6	84	46.1	11.7	50.9
<b>TOTAL</b>	<b>19/2</b>	<b>50</b>	<b>105</b>	<b>3</b>	<b>846</b>	<b>8</b>	<b>84</b>	<b>47.6</b>	<b>8.1</b>	<b>44.5</b>

## KEYTAON THOMPSON'S CAREER RUSHING STATISTICS

YEAR	GP/GS	ATT	YDS	TD	LONG	AVG/A	AVG/G
2017	10/1	75	446	6	40	5.9	44.6
2018	9/1	24	226	4	25	9.4	25.1
<b>TOTAL</b>	<b>19/2</b>	<b>99</b>	<b>672</b>	<b>10</b>	<b>40</b>	<b>6.8</b>	<b>35.4</b>

## KEYTAON THOMPSON'S CAREER TOTAL OFFENSE STATISTICS

YEAR	GP/GS	RUSH	PASS	TOTAL	AVG/G
2017	10/1	446	388	834	83.4
2018	9/1	226	458	684	76.0
<b>TOTAL</b>	<b>19/2</b>	<b>672</b>	<b>846</b>	<b>1518</b>	<b>79.9</b>

## KEYTAON THOMPSON'S 2017 GAME-BY-GAME PASSING &amp; RUSHING STATISTICS

DATE	OPPONENT	GP/GS	PASSING					RUSHING					
			CMP	ATT	INT	%	YDS	TD	LONG	ATT	YDS	TD	LONG
09/02/17	Charleston Southern	1/0	4	7	0	57.1	35	1	11	6	36	0	16
09/09/17	at Louisiana Tech	1/0	1	2	0	50.0	8	0	8	2	11	0	7
09/16/17	LSU	1/0	0	0	0	--	0	0	0	1	12	0	12
09/23/17	at Georgia	1/0	1	4	0	25.0	20	0	20	2	15	0	13
09/30/17	at Auburn	1/0	0	4	0	--	0	0	0	4	28	0	15
10/14/17	BYU	1/0	1	1	0	100.0	-1	0	0	2	10	0	8
10/21/17	Kentucky	1/0	1	1	0	100.0	4	0	4	4	65	2	40
11/18/17	at Arkansas	1/0	0	0	0	--	0	0	0	1	1	0	1
11/23/17	Ole Miss	1/0	13	27	1	48.1	195	1	32	26	121	1	32
12/30/17	vs. Louisville	1/1	11	20	1	55.0	127	0	29	27	147	3	24
TOTAL		10/1	32	66	2	48.5	388	2	32	75	446	6	40

## KEYTAON THOMPSON'S 2018 GAME-BY-GAME PASSING &amp; RUSHING STATISTICS

DATE	OPPONENT	GP/GS	PASSING					RUSHING					
			CMP	ATT	INT	%	YDS	TD	LONG	ATT	YDS	TD	LONG
09/01/18	Stephen F. Austin	1/1	13	31	0	41.9	364	5	84	10	109	2	25
09/08/18	at Kansas State	1/0	0	0	0	--	0	0	0	0	0	0	0
09/15/18	Louisiana	1/0	2	3	1	66.7	33	0	21	5	52	1	16
09/29/18	Florida	1/0	0	0	0	--	0	0	0	0	0	0	0
10/20/18	at LSU	1/0	0	0	0	--	0	0	0	0	0	0	0
10/27/18	Texas A&M	1/0	0	0	0	--	0	0	0	1	1	0	1
11/03/18	Louisiana Tech	1/0	0	1	0	--	0	0	0	3	42	1	21
11/17/18	Arkansas	1/0	3	4	0	75.0	61	1	33	2	12	0	9
01/01/19	vs. Iowa	1/0	0	0	0	--	0	0	0	3	10	0	5
TOTAL		9/1	18	39	1	46.2	458	6	84	24	226	4	25


**#50 | TIM WASHINGTON | LB | 6-3 | 240 | SR. | 3L | YAZOO CITY, MISS. (YAZOO CITY)**
**TIM WASHINGTON'S CAREER DEFENSIVE STATISTICS**

YEAR	GP/GS	SOLO	AST	TOT	TFL	YDS	SACK	YDS	FF	FR	YDS	INT	YDS	QBH	PBU
2016	12/0	0	0	0	0	0	0	0	0	0	0	0	0	0	0
2017	13/0	1	7	8	0	0	0	0	0	0	0	0	0	0	0
2018	13/0	5	16	21	1.5	3	0	0	0	0	0	0	0	0	0
<b>TOTAL</b>	<b>38/0</b>	<b>6</b>	<b>23</b>	<b>29</b>	<b>1.5</b>	<b>3</b>	<b>0</b>	<b>0</b>	<b>0</b>	<b>0</b>	<b>0</b>	<b>0</b>	<b>0</b>	<b>0</b>	<b>0</b>

**TIM WASHINGTON'S 2017 GAME-BY-GAME DEFENSIVE STATISTICS**

DATE	OPPONENT	GP/GS	SOLO	AST	TOT	TFL	YDS	SACK	YDS	FF	FR	YDS	INT	YDS	QBH	PBU
09/02/17	Charleston Southern	1/0	0	1	1	0	0	0	0	0	0	0	0	0	0	0
09/09/17	at Louisiana Tech	1/0	1	2	3	0	0	0	0	0	0	0	0	0	0	0
09/16/17	LSU	1/0	0	2	2	0	0	0	0	0	0	0	0	0	0	0
09/23/17	at Georgia	1/0	0	0	0	0	0	0	0	0	0	0	0	0	0	0
09/30/17	at Auburn	1/0	0	0	0	0	0	0	0	0	0	0	0	0	0	0
10/14/17	BYU	1/0	0	1	1	0	0	0	0	0	0	0	0	0	0	0
10/21/17	Kentucky	1/0	0	0	0	0	0	0	0	0	0	0	0	0	0	0
10/28/17	at Texas A&M	1/0	0	0	0	0	0	0	0	0	0	0	0	0	0	0
11/03/17	Massachusetts	1/0	0	0	0	0	0	0	0	0	0	0	0	0	0	0
11/11/17	Alabama	1/0	0	1	1	0	0	0	0	0	0	0	0	0	0	0
11/18/17	at Arkansas	1/0	0	0	0	0	0	0	0	0	0	0	0	0	0	0
11/23/17	Ole Miss	1/0	0	0	0	0	0	0	0	0	0	0	0	0	0	0
12/30/17	vs. Louisville	1/0	0	0	0	0	0	0	0	0	0	0	0	0	0	0
<b>TOTAL</b>		<b>12/0</b>	<b>1</b>	<b>7</b>	<b>8</b>	<b>0</b>	<b>0</b>	<b>0</b>	<b>0</b>	<b>0</b>	<b>0</b>	<b>0</b>	<b>0</b>	<b>0</b>	<b>0</b>	<b>0</b>

**TIM WASHINGTON'S 2018 GAME-BY-GAME DEFENSIVE STATISTICS**

DATE	OPPONENT	GP/GS	SOLO	AST	TOT	TFL	YDS	SACK	YDS	FF	FR	YDS	INT	YDS	QBH	PBU
09/01/18	Stephen F. Austin	1/0	0	2	2	0.5	2	0	0	0	0	0	0	0	0	0
09/08/18	at Kansas State	1/0	0	1	1	0	0	0	0	0	0	0	0	0	0	0
09/15/18	Louisiana	1/0	2	7	9	1.0	1	0	0	0	0	0	0	0	0	0
09/22/18	at Kentucky	1/0	0	0	0	0	0	0	0	0	0	0	0	0	0	0
09/29/18	Florida	1/0	1	1	2	0	0	0	0	0	0	0	0	0	0	0
10/06/18	Auburn	1/0	0	0	0	0	0	0	0	0	0	0	0	0	0	0
10/20/18	at LSU	1/0	0	0	0	0	0	0	0	0	0	0	0	0	0	0
10/27/18	Texas A&M	1/0	0	1	1	0	0	0	0	0	0	0	0	0	0	0
11/03/18	Louisiana Tech	1/0	1	1	2	0	0	0	0	0	0	0	0	0	0	0
11/10/18	at Alabama	1/0	0	2	2	0	0	0	0	0	0	0	0	0	0	0
11/17/18	Arkansas	1/0	0	1	1	0	0	0	0	0	0	0	0	0	0	0
11/22/18	at Ole Miss	1/0	1	0	1	0	0	0	0	0	0	0	0	0	0	0
01/01/19	vs. Iowa	1/0	0	0	0	0	0	0	0	0	0	0	0	0	0	0
<b>TOTAL</b>		<b>13/0</b>	<b>5</b>	<b>16</b>	<b>21</b>	<b>1.5</b>	<b>3</b>	<b>0</b>	<b>0</b>	<b>0</b>	<b>0</b>	<b>0</b>	<b>0</b>	<b>0</b>	<b>0</b>	<b>0</b>

**#14 | NATHANIEL WATSON | LB | 6-2 | 245 | RFR. | RS | MAPLESVILLE, ALA. (MAPLESVILLE)**
**NATHANIEL WATSON'S CAREER DEFENSIVE STATISTICS**

YEAR	GP/GS	SOLO	AST	TOT	TFL	YDS	SACK	YDS	FF	FR	YDS	INT	YDS	QBH	PBU
2018	2/0	2	1	3	0	0	0	0	0	0	0	0	0	0	0
<b>TOTAL</b>	<b>2/0</b>	<b>2</b>	<b>1</b>	<b>3</b>	<b>0</b>	<b>0</b>	<b>0</b>	<b>0</b>	<b>0</b>	<b>0</b>	<b>0</b>	<b>0</b>	<b>0</b>	<b>0</b>	<b>0</b>

**NATHANIEL WATSON'S 2018 GAME-BY-GAME DEFENSIVE STATISTICS**

DATE	OPPONENT	GP/GS	SOLO	AST	TOT	TFL	YDS	SACK	YDS	FF	FR	YDS	INT	YDS	QBH	PBU
09/01/18	Stephen F. Austin	1/0	2	0	2	0	0	0	0	0	0	0	0	0	0	0
11/03/18	Louisiana Tech	1/0	0	1	1	0	0	0	0	0	0	0	0	0	0	0
<b>TOTAL</b>		<b>2/0</b>	<b>2</b>	<b>1</b>	<b>3</b>	<b>0</b>	<b>0</b>	<b>0</b>	<b>0</b>	<b>0</b>	<b>0</b>	<b>0</b>	<b>0</b>	<b>0</b>	<b>0</b>	<b>0</b>





#85 | AUSTIN WILLIAMS | WR | 6-3 | 200 | SO. | 1L | OCEAN SPRINGS, MISS. (OCEAN SPRINGS)

## AUSTIN WILLIAMS' CAREER RECEIVING STATISTICS

YEAR	GP/GS	REC	YDS	TD	LONG	REC/G	AVG/C	AVG/G
2018	13/5	10	137	3	33	0.8	13.7	10.5
<b>TOTAL</b>	<b>13/5</b>	<b>10</b>	<b>137</b>	<b>3</b>	<b>33</b>	<b>0.8</b>	<b>13.7</b>	<b>10.5</b>

## AUSTIN WILLIAMS' 2018 GAME-BY-GAME RECEIVING STATISTICS

DATE	OPPONENT	GP/GS	REC	YDS	TD	LONG
09/01/18	Stephen F. Austin	1/1	2	30	0	21
09/08/18	at Kansas State	1/1	1	13	1	13
09/15/18	Louisiana	1/1	1	25	0	25
09/22/18	at Kentucky	1/1	2	4	0	3
09/29/18	Florida	1/0	0	0	0	0
10/06/18	Auburn	1/0	1	0	0	0
10/20/18	at LSU	1/0	0	0	0	0
10/27/18	Texas A&M	1/0	0	0	0	0
11/03/18	Louisiana Tech	1/0	1	13	0	13
11/10/18	at Alabama	1/0	0	0	0	0
11/17/18	Arkansas	1/0	2	52	2	33
11/22/18	at Ole Miss	1/0	0	0	0	0
01/01/19	vs. Iowa	1/1	0	0	0	0
<b>TOTAL</b>		<b>13/5</b>	<b>10</b>	<b>137</b>	<b>3</b>	<b>33</b>

#13 | TYLER WILLIAMS | CB | 6-2 | 175 | SO. | 1L | OXFORD, MISS. (LAFAYETTE)

## TYLER WILLIAMS' CAREER DEFENSIVE STATISTICS

YEAR	GP/GS	SOLO	AST	TOT	TFL	YDS	SACK	YDS	FF	FR	YDS	INT	YDS	QBH	PBU
2018	9/0	4	2	6	0	0	0	0	0	0	0	0	0	0	1
<b>TOTAL</b>	<b>9/0</b>	<b>4</b>	<b>2</b>	<b>6</b>	<b>0</b>	<b>0</b>	<b>0</b>	<b>0</b>	<b>0</b>	<b>0</b>	<b>0</b>	<b>0</b>	<b>0</b>	<b>0</b>	<b>1</b>

## TYLER WILLIAMS' 2018 GAME-BY-GAME DEFENSIVE STATISTICS

DATE	OPPONENT	GP/GS	SOLO	AST	TOT	TFL	YDS	SACK	YDS	FF	FR	YDS	INT	YDS	QBH	PBU
09/01/18	Stephen F. Austin	1/0	0	0	0	0	0	0	0	0	0	0	0	0	0	1
09/15/18	Louisiana	1/0	0	2	2	0	0	0	0	0	0	0	0	0	0	0
10/06/18	Auburn	1/0	2	0	2	0	0	0	0	0	0	0	0	0	0	0
10/20/18	at LSU	1/0	0	0	0	0	0	0	0	0	0	0	0	0	0	0
10/27/18	Texas A&M	1/0	0	0	0	0	0	0	0	0	0	0	0	0	0	0
11/03/18	Louisiana Tech	1/0	1	0	1	0	0	0	0	0	0	0	0	0	0	0
11/10/18	at Alabama	1/0	0	0	0	0	0	0	0	0	0	0	0	0	0	0
11/17/18	Arkansas	1/0	0	0	0	0	0	0	0	0	0	0	0	0	0	0
01/01/19	vs. Iowa	1/0	1	0	1	0	0	0	0	0	0	0	0	0	0	0
<b>TOTAL</b>		<b>9/0</b>	<b>4</b>	<b>2</b>	<b>6</b>	<b>0</b>	<b>0</b>	<b>0</b>	<b>0</b>	<b>0</b>	<b>0</b>	<b>0</b>	<b>0</b>	<b>0</b>	<b>0</b>	<b>1</b>



# JOE MOORHEAD

Second Season  
@BallCoachJoeMo

33RD HEAD FOOTBALL COACH

2016 & 2017 NATIONAL OFFENSIVE COORDINATOR OF THE YEAR



When Mississippi State Director of Athletics John Cohen was charged with identifying the Bulldogs' 33rd head football coach, he was looking for a man with a pedigree as a winner, an innovator with a blue-collar work ethic and at the forefront, a 'ball coach.' From the beginning of the search, Joe Moorhead was the unequivocal leader. Moorhead, the 2016 and 2017 National Offensive Coordinator of the Year and the mastermind behind Penn State's offensive juggernaut, enters his second season in Starkville in 2019. Officially named head coach on November 29, 2017, Moorhead became just the second MSU head coach to win eight or more games in his debut season and the first since College Football Hall of Famer Allyn McKeen in 1939. The 45-year-old played a pivotal role in conference championships at his four previous coaching stops, including Penn State (2016), Fordham (2014), Connecticut (2010) and Akron (2005).



## MOORHEAD'S GAME-BY-GAME HC RESULTS

2012 FORDHAM  
(6-5, NR)

Date	Opponent	Score
Aug. 30	LOCK HAVEN	W, 55-0
Sept. 8	at Villanova	L, 13-28
Sept. 15	CORNELL	W, 34-27
Sept. 22	at Columbia	W, 20-13
Sept. 29	at #15 Lehigh	L, 31-34
Oct. 6	GEORGETOWN	W, 38-31
Oct. 13	at #20 Cincinnati	L, 17-49
Oct. 27	at Holy Cross	W, 36-32
Nov. 3	at Bucknell	L, 24-27
Nov. 10	LAFAYETTE	W, 36-27
Nov. 17	COLGATE	L, 39-41

2013 FORDHAM  
(12-2, NO. 9 TSN, NO. 10 COACHES)

Date	Opponent	Score
Aug. 29	RHODE ISLAND	W, 51-26
Sept. 7	#8 VILLANOVA	W, 27-24
Sept. 14	at Temple	W, 30-29
Sept. 21	COLUMBIA	W, 52-7
Sept. 28	at Saint Francis (Pa.)	W, 38-20
Oct. 5	#13 LEHIGH	W, 52-34
Oct. 12	at Georgetown	W, 34-12
Oct. 19	at Yale	W, 52-31
Nov. 2	HOLY CROSS	W, 32-30
Nov. 9	BUCKNELL	W, 23-21
Nov. 16	at Lafayette	L, 14-27
Nov. 23	at Colgate	W, 56-19
Nov. 30	^ SACRED HEART	W, 37-27
Dec. 7	^ at #5 Towson	L, 28-48

^ - denotes FCS Playoff game

2014 FORDHAM  
(11-3, 6-0, 1st Patriot, No. 11 TSN, No. 14 Coaches)

Date	Opponent	Score
Aug. 30	SAINT FRANCIS (PA.)	W, 52-23
Sept. 6	at #10 Villanova	L, 6-50
Sept. 13	RHODE ISLAND	W, 54-7
Sept. 20	at Columbia	W, 49-7
Sept. 27	* at Holy Cross	W, 45-16
Oct. 3	* LAFAYETTE	W, 42-18
Oct. 11	PENN	W, 60-22
Oct. 25	* at Lehigh	W, 48-27
Nov. 1	* COLGATE	W, 37-13
Nov. 7	* at Bucknell	W, 30-27 (OT)
Nov. 15	* GEORGETOWN	W, 52-7
Nov. 22	at Army	L, 31-42
Nov. 29	^ SACRED HEART	W, 44-22
Dec. 6	^ at #1 New Hampshire	L, 19-44

2015 FORDHAM  
(9-3, 5-1, 2nd Patriot, No. 19 TSN, No. 19 Coaches)

Date	Opponent	Score
Sept. 4	at Army	W, 37-35
Sept. 12	#6 VILLANOVA	L, 7-14
Sept. 19	COLUMBIA	W, 44-24
Sept. 26	MONMOUTH	W, 54-31
Oct. 3	* at Lafayette	W, 35-7
Oct. 10	at Penn	W, 48-45
Oct. 17	* HOLY CROSS	W, 47-41 (OT)
Oct. 24	* LEHIGH	W, 59-42
Oct. 31	* at Colgate	L, 29-31
Nov. 7	* BUCKNELL	W, 24-16
Nov. 14	* at Georgetown	W, 38-31
Nov. 28	^ at #7 Chattanooga	L, 20-50

\* - denotes Patriot game

^ - denotes FCS Playoff game

2018 MISSISSIPPI STATE  
(8-5, 4-4, 4th SEC West, No. 18 CFP, No. 25 Coaches)

Date	Opponent	Score
Sept. 1	Stephen F. Austin	W, 63-6
Sept. 8	at Kansas State	W, 31-10
Sept. 15	Louisiana	W, 56-10
Sept. 22	* at Kentucky	L, 7-28
Sept. 29	* Florida	L, 6-13
Oct. 6	* #8/9 Auburn	W, 23-9
Oct. 20	* at #5/5 LSU	L, 3-19
Oct. 27	* #16/17 Texas A&M	W, 28-13
Nov. 3	Louisiana Tech	W, 45-3
Nov. 10	* at #1/1/1 Alabama	L, 0-24
Nov. 17	* Arkansas	W, 52-6
Nov. 22	* at Ole Miss	W, 35-3
Jan. 1	^ vs. Iowa	L, 22-27

\* - denotes SEC game

^ - denotes 2019 Outback Bowl

In his short time in Starkville, the Pittsburgh, Pennsylvania, native has already made a marvelous impact, securing a Top 25 national ranking, a New Year's Day bowl berth, multiple Top 25 recruiting classes, forming relationships around the state of Mississippi and developing a 'good to great' attitude within the program.

Moorhead's second season at MSU will be his 22nd in collegiate coaching and his sixth as a head coach. He owns a 46-18 (.719) overall head coaching record and a 15-5 (.750) mark in conference games.

## StarkVegas Impact

Behind one of the SEC's most potent rushing attacks and the nation's No. 1 defense, Moorhead's first State squad defeated two top-20 teams by double digits, won four out of its last five regular-season games and qualified for a school-record ninth-consecutive bowl. The Bulldogs dominated then-No. 8 Auburn, 23-9, on Oct. 6, while quarterback Nick Fitzgerald accounted for 329 yards of total offense as State put away then-No. 16 Texas A&M, 28-13, on Oct. 28.

MSU reclaimed the historic Golden Egg trophy when the Bulldogs throttled rival Ole Miss, 35-3, on Thanksgiving night in Oxford. It represented the largest margin of victory by a first-year MSU head coach in Egg Bowl history. The win also propelled State to a berth in its first-ever Outback Bowl, representing the program's second-most prestigious bowl this decade. Moorhead became just the second coach in Bulldog history to reach a bowl game in his first season, joining Jackie Sherrill's 1991 squad.

State held eight of its opponents to their lowest point total of the season, including then-No. 1 Alabama, No. 10 Florida and No. 16 Texas A&M. Moorhead's first Bulldog team secured the program's second-highest finish ever in the College Football Playoff rankings at No. 18, as well as a No. 25 ranking in the final Coaches poll.

For only the second time in program history and the first since 2000, MSU produced four All-Americans led by first-teamers defensive end Montez Sweat and center Elgton Jenkins as well as safety Johnathan Abram and defensive tackle Jeffery Simmons. Under Moorhead's guidance, Fitzgerald secured his place as one of the best dual-threat quarterbacks in SEC history as he became the conference's all-time leading quarterback rusher in addition to shattering 13 school records. Six players also earned All-SEC distinction for their year-long performance.

The Bulldogs then made a major impact in the winter and spring of 2019. A school-record eight MSU players were invited to the NFL Combine. In April, three Bulldogs were called in the first round of the

2019 NFL Draft – a first in program history – as Simmons went No. 19 overall (Tennessee), Sweat went No. 26 (Washington) and Abram followed at No. 27 (Oakland). State's three first-round selections tied with Clemson and Alabama for the most in the nation. MSU finished with a three-day total of five draft selections, including Jenkins going in the second round to Green Bay and Gerri Green being chosen by Indianapolis in the sixth round. The four defensive picks were the most in a single draft in school history. An additional seven other Bulldogs signed free agent contracts, including Fitzgerald with Tampa Bay.

Moorhead's recruiting prowess has been evident as well. A year after signing the nation's No. 25 class after just a few weeks on the job, he hauled in the No. 24 ranked class in the spring of 2019 highlighted by the signing of Charles Cross, the first five-star offensive lineman prospect in MSU history and first overall offensive five star since 2002. Moorhead's 12 four-star or greater signees were the most in a two-year span at MSU since at least 2000 when recruiting database rankings began.

Off the field, Moorhead's group has been model citizens in the community and classroom. A total of 32 Bulldogs were recognized on the SEC Academic Honor Roll in his first season. The same fall as State finished in the Top 25 of the final polls, the Bulldogs posted the highest team GPA on record with a 2.84, as five student-athletes earned a perfect 4.0.

## Penn State's Offensive Explosion

Moorhead received national acclaim during the 2016 and 2017 seasons as the offensive coordinator and quarterbacks coach on James Franklin's Penn State staff. Tabbed as Sports Illustrated and Yahoo's No. 1 rising assistant in college football in August 2017, Moorhead transformed the Nittany Lions offensively and spearheaded them to a combined 21-5 record, a 17-3 mark in Big Ten regular season play, the 2016 Big Ten championship, two New Year's Six bowls and back-to-back Top 10 national rankings.

Explosive, balanced offenses have been a trademark of Moorhead at every stop of his career. Penn State scored at least 30 points in 21 of the 26 games he coached, and averaged 39.4 points per game during that span.

The 2017 campaign saw the Nittany Lions rank in the top 25 nationally in seven different offensive categories, including seventh in points per game (41.1), fifth in third down conversion percentage (48.0), 14th in passing efficiency (153.6), 17th in yards per play

(6.55), 19th in total offense (460.3), 23rd in passing yards per game (290.2) and 21st in red zone conversion percentage (89.8). They also produced four 50-point games, representing the most in a Penn State season since 1994.

For the second time in his career, Moorhead was recognized as the National Offensive Coordinator of the Year during a Nittany Lions' season that was capped with a Fiesta Bowl berth and school records for passing yards (3,772) and points scored (534). Individually in 2017, three of Moorhead's players received All-America status, while eight were tabbed either first-team, second-team, or honorable mention All-Big Ten.

Moorhead's expertise was evident in the development of quarterback Trace McSorley and running back Saquon Barkley. Together they formed one of the elite backfields in all of college football. McSorley, a finalist for the Johnny Unitas Golden Arm Award, became just the second player in Big Ten history to register 25 passing touchdowns and 10 rushing scores in a single season. He also was the first player in program history to produce multiple seasons of 3,000 yards passing. Barkley, a consensus All-American and the first running back in Big Ten history to claim multiple conference Offensive Player of the Year honors, ranked second nationally in all-purpose yards in 2017 (2,329). He broke four school career records, including rushing touchdowns (43), total touchdowns (53), all-purpose yards (5,538) and consecutive games with a touchdown (15) in just three seasons.

Four of Moorhead's offensive players heard their names called in the first four rounds of the 2018 NFL Draft, while an additional three were called in the 2019 NFL Draft. Barkley led the way as the No. 2 overall selection in 2018, becoming the highest drafted Nittany Lion in 19 years and the highest drafted running back overall since Reggie Bush in 2006. Barkley went on to earn 2018 NFL Rookie of the Year honors. All-American Mike Gesicki followed with the 42nd overall pick in the second round, making him the highest drafted Penn State tight end since 1995. Wide receiver DaeSean Hamilton was a fourth round selection. In addition, Fordham running back Chase Edmonds, recruited and coached by Moorhead for two seasons, was a fourth round selection. McSorley was selected in the sixth round of the 2019 NFL Draft by Baltimore.

The 2016 season saw Moorhead earn National Offensive Coordinator of the Year honors by 247Sports, a year in which the Nittany Lions claimed their first outright Big Ten championship in two decades and berth in the Rose Bowl. They reeled off nine





Joe Moorhead became just the second MSU head coach to win eight or more games in a debut season, joining College Football Hall of Famer Allyn McKeen. Moorhead's 2018 squad led the nation and the SEC in total defense (263.7) and ranked second in the SEC in rushing offense (223.6). The Bulldogs reached their first-ever Outback Bowl in the process.

straight conference victories and finished the year 11-3 highlighted by triumphs over No. 2 Ohio State and No. 6 Wisconsin.

In Moorhead's first season, Penn State shattered then-school records for total offense (6,056), passing yards (3,650) and points scored (526). The Nittany Lions improved their scoring average by a staggering 14.4 points from 2015 to 2016, which ranked fourth nationally. They racked up 30 or more points in 11 games, which was the most since the 1994 squad.

The results were astounding for an offense that just a year prior to his arrival finished No. 100 nationally in scoring and No. 105 in total offense. Penn State leaped 79 spots to No. 21 in scoring offense in Moorhead's first season.

McSorley, in his first season under Moorhead, threw a school-record 29 touchdown passes en route to earning All-Big Ten second team honors, Big Ten Championship Game MVP and Maxwell Club Tri-State Player of the Year. Barkley was tabbed as the Big Ten Offensive Player of the Year, the first for a Nittany Lion in 12 years.

#### Head Coach in the Bronx

Moorhead is no stranger to building and maintaining a program as a head coach. Prior to his stint at Penn State, he posted a 38-13 record as head coach at Fordham University from 2012-15. After inheriting a program that went 1-10, he steadily built the Rams into a Football Championship Subdivision (FCS) powerhouse, leading them to their best season in program history in 2013 and the Patriot League title in 2014. They reached the FCS playoffs in three straight seasons under his watch.

During his tenure, Moorhead produced the highest ranking in program history (No. 5 in 2013), the highest final ranking in program history (No. 9 in 2013 and 2014), the first two wins over FBS schools in program history and the first two wins over top 10 opponents in school history.

Moorhead guided the 2014 Jerry Rice Award winner for the NCAA FCS Rookie of the Year, three consecutive Patriot League Offensive Players of the Year, 11 All-Americans, five CoSIDA Academic All-Americans and 55 All-Patriot League performers (37 first team, 18 second team) while with the Rams. Fordham was consistently one of the top offensive teams in the FCS and set 16 school records (individual and team) in 2013 and 2014.

In 2014, Moorhead led the Rams to their first Patriot League title since 2007 with a perfect 6-0 mark in league play and an 11-3 record overall.

In one of the most impressive feats in school history, Moorhead guided the Rams to a 12-2 record in 2013, which included the program's first win over an FBS opponent (Temple) and the school's first two wins over top 10 opponents (Villanova, Lehigh). For his efforts, Moorhead was named the 2013 AFCA Regional Co-Coach of the Year and Patriot League Coach of the Year. He was also a finalist for the Eddie Robinson Award and the Liberty Mutual Coach of the Year.

#### The Early Years

Before returning to take the helm at his alma mater, Moorhead spent three seasons at Connecticut, including two as the offensive coordinator. He served as the offensive coordinator in 2009 and 2010, leading a unit that was second in the BIG EAST Conference in scoring offense and rushing offense in 2010, as the Huskies won the conference title and appeared in the Fiesta Bowl against Oklahoma. Following the season, running back Jordan Todman was named second-team All-America and BIG EAST Offensive Player of the Year. Additionally, two other offensive players were named first-team All-BIG EAST with Todman (San Diego/sixth round) and Anthony Sherman (Arizona/fifth round) being selected in the NFL Draft.

In 2009, UConn finished the season as the third-most productive offense in the BIG EAST, and was second in scoring as Moorhead was nominated for the Frank Broyles Award, presented annually to the top assistant coach in the NCAA FBS. The Huskies finished the season 8-5 and defeated South Carolina in the PapaJohns.com Bowl.

Prior to his stay at Connecticut, Moorhead served as an assistant coach at Akron for five years (2004-08), including the final two as offensive coordinator. In 2008, Akron was one of 17 schools nationally to be ranked among the top 50 in rushing offense (45th; 165.7 ypg), passing offense (46th; 231.50), total offense (40th; 396.97) and scoring offense (36th; 30.0 ppg).

Akron was the most improved school in the nation in 2008 in total offense, and it was the sixth-most improved in scoring offense. In the Mid-American Conference (MAC), Akron was third in points per game and turnover margin (plus 0.5) and fourth in rushing yards per game. Moorhead served as the assistant head coach, pass game and recruiting coordinator on Akron's only conference championship team in the program's 120-plus year history in 2005. The Zips claimed the Mid-American Conference Eastern Division title and then topped Northern Illinois, 31-30, in the MAC Championship Game to secure the squad's first-ever bowl appearance.

#### The Quarterback, Family Man

As a collegiate student-athlete at Fordham, Moorhead was a three-year starter at quarterback and a team captain as a senior. He was a second-team All-Patriot League pick as a senior, finishing 13th nationally in total offense. He graduated with school single-season records for completions and passing yards. Following his collegiate career, Moorhead spent time in the training camp of the Milwaukee Mustangs of the Arena Football League after playing the 1996 season for the Munich Cowboys of the E.F.A.F.

Moorhead received an English degree from Fordham in 1996. He and his wife, Jennifer, have three children: daughter Kyra (18), son Mason (16) and son Donovan (12). Moorhead, an avid Pittsburgh Steelers and Pirates fan, and his family are active members of the Starkville community.







## WHAT THEY SAID ON MOORHEAD'S HIRING ...

"Over the last decade, Mississippi State University has built a winning football tradition that has taken our program to unprecedented heights. My charge to Athletics Director John Cohen was to find a dynamic, innovative new head coach for the Bulldogs who could embrace that winning tradition and build on it. In Coach Joe Moorhead, I think we have found that leader. I'm excited about having Joe, his wife Jennifer, sons Mason and Donovan, and daughter Kyra join our Bulldog family. I have great confidence in Coach Moorhead's commitment to competitive athletic achievement, academic excellence, and consistent integrity in the operation of all phases of our football program."

- **MSU President Dr. Mark Keenum**

"During our search, it became unequivocally clear who our next football coach was and that man was Joe Moorhead. Joe is a winner, a man of integrity with a blue-collar work ethic and an ability to motivate others that our student-athletes will gravitate to. His innovative offensive philosophy is a perfect fit for our program and will keep us on a path to competing for championships. I was also impressed with his detailed defensive plan. He will demand excellence on and off the field and maximize the resources we have to continue to be successful in the SEC. We are proud to welcome Joe, his wife Jennifer, his daughter Kyra and sons Mason and Donovan to the Bulldog Family."

- **MSU Director of Athletics John Cohen**

"We couldn't be happier for Joe Moorhead and his family. This is a tremendous opportunity for him to return to being a head coach and continue to move forward in his career. We are so appreciative of everything that he has done for Penn State Football in his two years. Joe's combination of leadership, X's and O's, and, most importantly, positive attitude brought the best out of our very talented offensive student-athletes. He has been a great mentor and coach to our student-athletes and friend to me and our staff. We wish Joe nothing but success at Mississippi State."

- **Penn State Head Coach James Franklin**

"Joe Moorhead is one of the best offensive minds in all of college football. He has head coaching experience at the collegiate level, and is ready to shine with an opportunity like this one at Mississippi State."

- **Todd Blackledge, ESPN**

"Joe Moorhead was one of the best production meetings our crew had all year. You can see why players love him. Highly intelligent and fun scheme to watch in my preparation. Looking forward to seeing what he can do at Mississippi State."

- **Brady Quinn, Fox Sports analyst and eight-year NFL quarterback**

"I'm a huge fan of this hire. Joe Moorhead is fun and easy to like. Fans will enjoy him as will players. Plus, he reinvented the read-option and made it a blast to watch."

- **Laura Rutledge, ESPN**

## PENN STATE JUGGERNAUT



Joe Moorhead, the two-time National Offensive Coordinator of the Year, was the catalyst for Penn State's offensive explosion in 2016 and 2017. Moorhead's innovative offensive system shattered school records and helped produce seven offensive NFL Draft picks. Penn State claimed the 2016 Big Ten Championship, its first since 2008.

## THE JOE MOORHEAD FILE

**Hometown:** Pittsburgh, Pa.

**Education:** Fordham University, 1996 (B.A. English)

**Wife:** Jennifer

**Children:** Donovan (12), Mason (16), Kyra (18)

**Birthday:** November 2, 1973

### COACHING CAREER

**2018-p: Mississippi State (Head Coach)**

2016-17: Penn State (Offensive Coordinator/Quarterbacks)

2012-15: Fordham (Head Coach)

2011: Connecticut (Quarterbacks)

2009-10: Connecticut (Offensive Coordinator/Quarterbacks)

2006-08: Akron (Offensive Coordinator/Quarterbacks)

2005: Akron (Assistant Head Coach/Pass Game & Recruiting Coordinator/Wide Receivers)

2004: Akron (Wide Receivers/Recruiting Coordinator/Punt Return)

2003: Georgetown (Offensive Coordinator/Quarterbacks)

2002: Georgetown (Pass Game Coordinator/Quarterbacks)

2001: Georgetown (Quarterbacks)

2000: Georgetown (Running Backs)

1999: Pittsburgh (Graduate Assistant/Defense)

1998: Pittsburgh (Graduate Assistant/Recruiting)

### BOWL GAMES, PLAYOFF GAMES COACHED IN

2018: Outback Bowl (Mississippi State)

2017: Rose Bowl (Penn State)

2015: FCS First Round (Fordham)

2014: FCS First, Second Round (Fordham)

2013: FCS First, Second Round (Fordham)

2011: Fiesta Bowl (Connecticut)

2010: PapaJohns.com Bowl (Connecticut)

2005: Motor City Bowl (Akron)

## MOORHEAD'S YEAR-BY-YEAR RECORD

Year	School	Overall	Conf.	Notable
2012	Fordham	6-5	0-0	Fordham first winning season since 2007
2013	Fordham	12-2	0-0	FCS Playoffs Second Round, No. 9 ranking
2014	Fordham	11-3	6-0	FCS Playoffs Second Round, No. 11 ranking
2015	Fordham	9-3	5-1	FCS Playoffs First Round, No. 19 ranking
2018	Mississippi State	8-5	4-4	First MSU first-year coach to win eight since 1939, No. 25
<b>TOTALS</b>		<b>46-18</b>	<b>15-5</b>	





# DEKE ADAMS

Defensive Line | First season at MSU | [@CoachDekeAdams](#)

## PERSONAL INFORMATION

Hometown: Meridian, Miss.

Education: Southern Miss, 1995 (B.S., Psychology, Sport Admin.) 1996 (M.S.)

Wife: Alexis

Children: Jaylen, Jordyn

Birthdate: January 20, 1972

## COACHING EXPERIENCE

2019-p: Mississippi State (Defensive Line)

2017-18: North Carolina (Defensive Line)

2016: East Carolina (Defensive Line)

2013-15: South Carolina (Defensive Line)

2012: North Carolina (Defensive Line)

2009-11: Southern Miss (Defensive Line)

2008: Louisiana-Monroe (Linebackers/Player Development)

2007: North Carolina A&T (Defensive Coordinator/Linebackers)

2006: North Carolina A&T (Defensive Coordinator/Defensive Line)

2005: Ouachita Baptist (Defensive Coordinator/Defensive Line)

2002-04: Ouachita Baptist (Defensive Line)

2001-02: Pearl River CC (Co-Defensive Coordinator/Secondary)

1998-2000: Pearl River CC (Linebackers)

1997: Jacksonville State (Defensive Line)

## BOWL GAMES AS A COACH

2014 Independence Bowl (South Carolina)

2014 Capital One Bowl (South Carolina)

2011 Hawaii Bowl (Southern Miss)

2010 Beef 'O' Brady's Bowl (Southern Miss)

2009 New Orleans Bowl (Southern Miss)

Mississippi native Deke Adams has returned to his home state to serve as Mississippi State's defensive line coach, Bulldogs head coach Joe Moorhead announced on January 30, 2019.

A native of Meridian, Mississippi, and a former standout linebacker at Southern Miss, Adams served the last two seasons as defensive line coach at North Carolina in what was his second stop in Chapel Hill. He came to MSU after a short stint at Memphis, where he had been named defensive line coach in early January.

A 20-plus year coaching veteran who has played a key role in the development of six NFL draft selections since 2013, including two first-round picks, Adams first joined the UNC staff in 2012 as the defensive line coach under head coach Larry Fedora. He coached All-American defensive tackle Sylvester Williams,

who was selected 28th overall by the Denver Broncos in the 2013 NFL Draft. The Tar Heels ranked third in the ACC with 97 tackles for loss, and Adams' group was responsible for 40 of them. Williams and Kareem Martin were one of the ACC's most dominant defensive line duos, combining for 29 TFLs. Martin ranked third in the conference with 15.5, while Williams finished sixth with 13.5.

Adams spent the 2016 season as East Carolina's defensive line coach. Prior to ECU, he worked under Steve Spurrier for three years at South Carolina (2013-15) and helped guide the Gamecocks to a pair of bowl wins in 2013 and 2014.

At South Carolina, Adams coached defensive end Jadeveon Clowney, the No. 1 overall pick in the 2014 NFL Draft. Adams' unit also featured defensive tackle Kelcy Quarles, who was both a first-team All-SEC and All-America choice with Clowney. Quarles and Clowney became the first South Carolina duo since Del Wilkes and James Seawright to earn All-America honors in the same season.

During the 2017-18 seasons at UNC, Adams was instrumental in developing a young Tar Heel defensive line into a strength of the unit.

Before his first stop at North Carolina, Adams spent the 2009-11 seasons at his alma mater Southern Miss as defensive line coach on Fedora's staff. Among the players he developed were first-team All-Conference USA defensive end Cordarro Law and second-round 2013 NFL Draft pick Jamie Collins. During his first season in Hattiesburg in 2009, Adams inherited a young, but talented unit that improved throughout the season. The Golden Eagle defense finished the season ranked 18th nationally in sacks and 24th in tackles for loss after checking in at 93rd and 68th, respectively, in those two categories a season prior.

Adams' final season with the Golden Eagles in 2011 saw his front four allow only 112.6 rushing yards per game, which ranked 22nd in the nation. He helped Southern Miss to the Conference USA title and a 12-win season after a Hawaii Bowl victory over Nevada.

Prior to Southern Miss, he coached linebackers at Louisiana-Monroe, while also serving as the coordinator of player development. Prior to his time at Louisiana-Monroe, he spent the 2006 and 2007 seasons at North Carolina A&T.

Adams was elevated to interim defensive coordinator during his first season at North Carolina A&T after two games, before earning the job on a permanent basis following the final contest.

He coached the Aggies' defensive line in 2006 and had responsibility for the linebackers in 2007 in addition to his coordinator duties.

Adams spent the previous four years at Ouachita Baptist (Ark.) University (2002-05), coordinating the defense and coaching the defensive line in his last season.

He coached in the junior college ranks at Pearl River (Miss.) Community College from 1998-2002, serving as the linebackers coach during his first three seasons before he was named co-defensive coordinator and secondary coach in addition to his role as recruiting coordinator in 2001.

Adams began his coaching career in 1997 as the defensive line coach at Jacksonville (Ala.) State.

A three-year letterman, Adams played a key role as part of the Golden Eagles' "Nasty Bunch" defense. He wrapped up his collegiate career in 1994 with 76 tackles, 5.0 tackles for loss, 1.0 sack and one interception.

In the classroom, he was a four-year member of the Southern Miss Dean's List. He earned his bachelor's degree in psychology and sports administration in 1995 before following with a master's degree, also from USM, in 1996.

Adams is married to the former Alexis Hall, a member of the 1,000-point club and four-year letterwinner for the Southern Miss women's basketball team. The couple has two sons, Jaylen and Jordyn.





# ANDREW BREINER

Pass Game Coordinator/Quarterbacks | Second season at MSU | [@CoachBreiner](#)

## PERSONAL INFORMATION

Hometown: Hummelstown, Pa.  
Education: Lock Haven, 2006 (B.S. Health & Physical Edu.)  
Wife: Kelly  
Children: Abigail  
Birthdate: July 9, 1984

## COACHING EXPERIENCE

2018-p: Mississippi State (Pass Game Coordinator/Quarterbacks)  
2016-17: Fordham (Head Coach)  
2012-15: Fordham (QBs/Offensive Coord./Pass Game Coord.)  
2011: Connecticut (Graduate Assistant/QBs / RBs)  
2009-10: Connecticut (Graduate Assistant/QBs / WRs)  
2008: Allegheny College (Quarterbacks)  
2007: Allegheny College (Wide Receivers)  
2006: Lock Haven University (Wide Receivers)

## BOWL GAMES/PLAYOFF GAMES AS A COACH

2019 Outback Bowl (Mississippi State)  
2015 FCS First Round (Fordham)  
2014 FCS First, Second Round (Fordham)  
2013 FCS First, Second Round (Fordham)  
2011 Fiesta Bowl (Connecticut)  
2010 PapaJohns.com Bowl (Connecticut)

Andrew Breiner and Joe Moorhead's coaching relationship dates back to their Connecticut days from 2009-11. The two reunite in Starkville as Breiner, the former Fordham head coach, serves as Mississippi State's pass game coordinator and quarterbacks coach. Moorhead officially announced the hiring on December 6, 2017.

In Breiner's first season at MSU, the Bulldogs passed for 2,259 yards and 22 touchdowns and were led by the SEC's all-time leading rusher at quarterback and owner of 13 school records in Nick Fitzgerald. One of the most decorated players in school history, Fitzgerald completed 145-of-281 passes for 16 touchdowns with nine interceptions as a senior in 2018. He was responsible for 29 touchdowns (13 rushing, 16 passing) and led all FBS quarterbacks in 100-yard rushing games (7).

Breiner, a native of Hummelstown, Pennsylvania, compiled a 12-10 record as the head coach at Fordham from 2016-17, including an 8-3 mark in his first year. The eight victories were the most for a first-year head coach in the modern Fordham era. Breiner was promoted to head coach after Moorhead departed for Penn State as the offensive coordinator and quarterbacks coach in 2015.

The two formed an explosive offense in the Bronx. Breiner was Moorhead's offensive coordinator at Fordham from 2012-15, and he was Moorhead's offensive graduate assistant at UConn for three seasons prior.

Under Breiner's tutelage in 2016, Fordham ranked fourth in the FCS in both total offense (498.2 ypg) and scoring offense (40.1 ppg). The Rams were also 10th nationally and second in the Patriot League in passing efficiency that season (156.0).

The 2016 Rams were commanded by consensus All-American running back Chase Edmonds, who finished fourth in voting for the 2016 Walter Payton Award, presented to the NCAA FCS offensive player of the year. Edmonds led the FCS in rushing yards per game (163.5), and he was second in total rushing yards as well as ranking second in all-purpose yards per game (194.6) and third in rushing touchdowns.

As Moorhead's offensive coordinator from 2012-15, Fordham ranked in the Top 10 of the FCS in nearly every category. In 2015, the Rams led the Patriot League and were ninth nationally in scoring (36.8 ppg). They led the league and were second in the FCS in passing efficiency (168.30).

Two members of the 2015 Fordham offense earned All-America honors, including Edmonds and lineman Garrick Mayweather, Jr. Edmonds was also named the 2015 Patriot League Offensive Player of the Year.

In the spring of 2018, Edmonds became the highest drafted Fordham player since 1943 when the Arizona Cardinals selected him in the fourth round (pick No. 134). Edmonds was the first Ram to be selected in the NFL Draft since 2010 and only the third Ram taken since 1968.

In 2014, the Fordham offense enjoyed another record-breaking season under Breiner's watch with seven offensive players earning All-America honors and 10 receiving All-Patriot League accolades. Quarterback Mike Nebrich was named Patriot League Offensive Player of the Year for the second straight season.

The 2014 Rams offense set school-record marks for rushing yards (2,353), points (569) and rushing touchdowns (31). Edmonds did most of the damage on the ground, gaining 1,838 yards with 23 touchdowns, both school records.

That same year under Moorhead and Breiner, Fordham ranked fourth nationally in passing offense (326.1), fifth in scoring offense (40.6), third in team passing efficiency (156.2), seventh in total offense (494.1) and ninth in first downs (331). For the second straight year, Fordham had a 1,000 rusher (Edmonds) and three 1,000-yard receivers (Brian Wetzell, Tebucky Jones, Jr., and Sam Ajala).

In 2013, Breiner's passing unit saw unparalleled success as it led the FCS in pass completion percentage (.706) with quarterback Mike Nebrich, the 2013 Patriot League Offensive Player of the Year. Fordham ranked first in the nation in pass completion

percentage (.735) and total offense (376.4 ypg), and they were second in passing efficiency (171.3), third in passing yards (336.9 ypg), third in passing touchdowns (35) and third in completions per game (27.15). Nebrich set school single-season records for completions, passing yards and passing touchdowns.

With the success of the passing game came recognition of the Fordham wide receivers as Sam Ajala was named All-America and first-team All-Patriot League, as was tight end Dan Light, while Tebucky Jones, Jr., and Brian Wetzell were both named second-team All-Patriot League. Ajala set school records for most receiving yards in a season (1,646) and tied the record with 14 receiving touchdowns (as did Wetzell), while Light set the mark for most receptions in a season by a tight end (66).

In 2012, Breiner led a Fordham offense that ranked second in the Patriot League in scoring offense (31.2 ppg), passing offense (279.6 ypg) and total offense (435.7 ypg). Additionally, the Rams were ranked 18th in the FCS in passing offense as quarterback Ryan Higgins threw for 2,940 yards, the fourth-best single season for a Fordham quarterback in school history.

At Connecticut, Breiner worked with the offensive staff in all phases of research and development, coaching and game planning, as well as working individually with the quarterbacks and wide receivers in 2009 and 2010. He worked with the quarterbacks and running backs in 2011 and also had special teams responsibilities with the kickoff and kickoff return units.

Breiner was part of the staff that helped the Huskies to the 2010 BIG EAST championship and an appearance in the 2011 Tostitos Fiesta Bowl. In 2010, UConn appeared in the PapaJohns.com Bowl and received the Lambert Trophy, presented annually to the best team in the Northeast in Division I FBS college football.

Prior to his stay at UConn, Breiner was an assistant coach at Allegheny College in Meadville, Pennsylvania, for two seasons. He worked with the quarterbacks in 2008 and the wide receivers in 2007. He began his coaching career in 2006 at Lock Haven University, after he sustained a career-ending injury midway through his senior year and began working with the wide receivers.

A Dean's List student, Breiner graduated in 2006 from Lock Haven with a degree in health and physical education. He was a four-year letter winner with the Bald Eagles as a wide receiver and also played special teams. Breiner won a National Football Foundation Scholar-Athlete Award from the Central Pennsylvania Chapter of the National Football Foundation for his accomplishments athletically, academically and in the community.

Breiner and his wife, Kelly, have one daughter, Abigail.



# TERRELL BUCKLEY

Cornerbacks | Fourth season at MSU | [Twitter](#) @27TBuck

## PERSONAL INFORMATION

Hometown: Pascagoula, Miss.  
Education: Florida State, 2007 (B.S., Sociology)  
Children: Sherrell, Brianna, Britney  
Birthdate: June 7, 1971

## COACHING EXPERIENCE

2016-p: Mississippi State (Cornerbacks)  
2014-15: Louisville (Cornerbacks)  
2012-13: Akron (Cornerbacks)  
2010-11: Florida State (Weight Room)  
2009: Florida State (Graduate Assistant)  
2008: Florida State (Wide Receivers Assistant)  
2007: Florida State (Student Assistant)

## BOWL GAMES AS A COACH

2019 Outback Bowl (Mississippi State)  
2017 TaxSlayer Bowl (Mississippi State)  
2016 St. Petersburg Bowl (Mississippi State)  
2015 Music City Bowl (Louisville)  
2014 Belk Bowl (Louisville)  
2011 Champs Sports Bowl (Florida State)  
2010 Chick-fil-A Bowl (Florida State)  
2010 Gator Bowl (Florida State)  
2008 Champs Sports Bowl (Florida State)  
2007 Music City Bowl (Florida State)

## PLAYING EXPERIENCE

2005: New York Giants  
2004: New York Jets  
2003: Miami Dolphins  
2001-02: New England Patriots  
2000: Denver Broncos  
1995-99: Miami Dolphins  
1992-94: Green Bay Packers  
1989-91: Florida State Seminoles

## BOWL GAMES AS A PLAYER

2001: Super Bowl (New England)  
1991: Cotton Bowl (Florida State)  
1990: Blockbuster Bowl (Florida State)  
1989: Fiesta Bowl (Florida State)

A Mississippian through and through, Terrell Buckley returned to his home state in 2016 as an assistant coach at Mississippi State. In 2019, Buckley enters his fourth season overseeing a very talented group of cornerbacks and second season working with the Bulldogs' special teams return men.

On January 7, 2019, Buckley was elected to the 2019 induction class for the College Football Hall of Fame by the National Football Foundation. He will be inducted at the 62nd NFF Annual Awards Dinner on Dec. 10 in New York and immortalized at the Hall in Atlanta.

Buckley, a 14-year NFL veteran and Super Bowl champion, was one of the most dynamic players in Mississippi history, guiding Pascagoula

High School to a 1987 football state championship and undefeated season. He was inducted into the Pascagoula Athletic Hall of Fame in June 2018. He was born in Columbia, Mississippi, and spent most of his childhood in Gautier.

Buckley was instrumental in helping MSU haul in three-straight Top 25 recruiting classes. During his coaching tenure, Buckley has coached 13 players who have signed professional contracts, including most recently Jamal Peters (Indianapolis Colts) and 2018 NFL first rounder Jaire Alexander (Green Bay Packers).

Buckley's 2018 cornerbacks unit was part of arguably the most dominant defense in MSU history and in all of college football. Led by Associated Press second-team All-SEC selection Cameron Dantzler, Peters, Maurice Smithman and Chris Rayford, State's cornerbacks did not allow a touchdown during the 2018 regular season.

The 2017 and 2018 seasons have been two of the best on record in terms of pass defense at MSU. Buckley's group spearheaded a Bulldog pass defense that was tops in the SEC and seventh nationally at 168.0 yards allowed per game. That figure was also the best by a State defense in 16 years when the 2002 squad allowed 153.9 yards per game passing. The Bulldogs allowed the fewest yards per passing attempt (5.5) in the nation and finished second in passer rating allowed (101.39). Dantzler, a preseason All-American for 2019, led MSU cornerbacks in 2018 with two interceptions.

In 2017, MSU allowed only 174.7 yards per game through the air, which ranked fourth in the SEC and 12th nationally. Buckley's squad of Lashard Durr, Tolando Cleveland, Peters, Rayford and Dantzler was rarely challenged. As a whole, the Bulldog defense ranked 10th nationally, allowing only 306.3 yards per game. MSU ranked fourth in the SEC in interceptions with 13, including a 90-yard pick six from Peters.

Buckley helped the Bulldogs claim nine victories for the third time in four years, and it culminated with an impressive victory against Louisville in the TaxSlayer Bowl. His disruptive unit forced 2016 Heisman Trophy winner Lamar Jackson into a career-high four interceptions, including one from Dantzler.

Despite a rash of injuries in the secondary in 2016, the Bulldogs ranked in the top tier of the league in interceptions with 14. Buckley's squad closed the year on a two-game winning streak, shutting down Ole Miss and Miami (Ohio) to capture the Egg Bowl and St. Petersburg Bowl, respectively.

Buckley spent the 2014-15 seasons coaching cornerbacks at Louisville and helping the Cardinals to back-to-back bowl appearances, including a Music City Bowl victory over Texas A&M in December 2015. In both of Buckley's seasons, Louisville led the Atlantic Coast Conference in interceptions and turnovers gained.

His two starting cornerbacks – Trumaine Washington and Shaq Wiggins – earned honorable mention All-ACC honors. Despite a young secondary in 2015, Louisville ranked 14th nationally in interceptions

with 14. The Cardinals also led the league in turnovers gained (26, 20th nationally) and were second in the ACC in passes defended (66, 30th nationally).

In Buckley's first season of 2014, Louisville boasted one of the elite secondary's in all of college football. The Cardinals led the nation in interceptions with 26. As a unit, the squad ranked sixth nationally in total defense (308.5 ypg) and 11th nationally in turnovers gained (30). Buckley mentored corners Charles Gaines and Terrell Floyd, both of whom inked NFL contracts following their collegiate careers.

Prior to Louisville, Buckley was a member of Terry Bowden's staff at Akron, coaching corners from 2012-13. Two of Buckley's players – Micklos Blake and Bryce Cheek – earned academic honorable mention honors from the Mid-American Conference.

Buckley got his coaching start after earning his undergraduate degree from Florida State in 2007. From 2008-11, he served in various assistant roles on Bobby Bowden and Jimbo Fisher's staffs. During his Seminole coaching days, he worked closely with Xavier Rhodes and Patrick Robinson, both first round draft choices. Rhodes is a two-time NFL Pro Bowler, while Robinson won a Super Bowl.

A two-year starter and three-year letterwinner as a cornerback and return specialist at FSU (1989-91), he was inducted into the school's sports hall of fame in 2003. He had his jersey No. 27 retired in 2011, and he is one of nine players in FSU history to earn that distinction.

Buckley left FSU as the program's all-time leader in interceptions (21) and interception return yards (501). He tied school records for touchdowns off interceptions (4) and punt returns (3). His interception return yardage still stands as an NCAA FBS record.

He earned consensus All-America honors as a junior in 1991 and won the Jim Thorpe Award as the nation's top defensive back. That same season, he finished seventh in the voting for the Heisman Trophy.

Buckley was also a member of the Seminoles baseball team for two seasons (1990-91), playing outfield and second base, and was a sprinter on the outdoor track team (1991-92). He was picked fifth overall in the 1992 NFL Draft by the Green Bay Packers and spent the next 14 seasons in the league on six different teams (1992-2005).

During his NFL career, Buckley amassed 50 interceptions. In 1996, Buckley led the league in interception return yards (164) and, as a rookie in 1992, set what remains a current record as the youngest player to return a punt for a touchdown (21 years, 105 days – Sept. 20, 1992, versus Cincinnati). Buckley had at least one interception in 13 consecutive NFL seasons. As a member of the New England Patriots in the 2001 AFC Championship game, he tallied an interception in a 24-17 win over the Pittsburgh Steelers. Two weeks later, he added a championship ring to his collection when the Patriots won Super Bowl XXXVI over the St. Louis Rams in New Orleans, not far from his hometown.

Buckley has three daughters, Sherrell, Brianna and Britney.





# TONY HUGHES

Associate Head Coach/Tight Ends | Eighth season at MSU (second stint) | [@CoachTonyHughes](#)

## PERSONAL INFORMATION

Hometown: Forest, Miss.

Education: Southern Miss, 1980 (B.S., Sociology)

1985 (Certificate of Education, Social Studies)

Wife: Marion

Children: Jamison, Jay

Birthdate: May 22, 1959

## COACHING EXPERIENCE

2019-p: Mississippi State (Associate Head Coach/Tight Ends)

2016-18: Jackson State (Head Coach)

2009-15: Mississippi State (Asst. Head Coach/Safeties/Recruiting Coord.)

2008: Southern Miss (Secondary)

2007: Ole Miss (Tight Ends)

2005-06: Ole Miss (Defensive Backs)

2004: Louisiana Tech (Outside Linebackers)

2003: Louisiana Tech (Defensive Backs)

2002: Hinds Community College (Defensive Coordinator)

1994-2001: Hinds Community College (Secondary)

1992-93: West Alabama (Secondary)

1988-91: Hattiesburg High (Offensive Coordinator)

1986-87: South Natchez (Secondary)

1985: Philadelphia (Miss.) High School

1984: Southern Miss (Graduate Assistant)

## BOWL GAMES AS A COACH

2014 Orange Bowl (Mississippi State)

2013 Liberty Bowl (Mississippi State)

2013 Gator Bowl (Mississippi State)

2011 Music City Bowl (MSU)

2011 Gator Bowl (Mississippi State)

2008 New Orleans Bowl (Southern Miss)

Tony Hughes, a veteran coach and heralded recruiter with three decades of experience in his home state of Mississippi, returned to Mississippi State on December 12, 2018.

This is Hughes' second stint in Starkville, where he spent seven seasons (2009-15) with the Bulldogs, coaching safeties and serving as recruiting coordinator. He was also assistant head coach for three of those seasons beginning in the spring of 2013.

The longtime Mississippian spent the last two-plus seasons in Jackson, Mississippi, as head coach at Jackson State University.

Hughes has a reputation as being one of the top recruiters in college football on an annual basis.

In 2015, 247Sports.com tabbed him as one of America's top 10 recruiters after the Bulldogs hauled in one of the nation's top 16 classes.

According to Rivals.com, the 22 National Letters of Intent MSU received on National Signing Day in 2015 made up the Bulldogs' best class since 2003. MSU hauled in five of Mississippi's top six players, including No. 1 (safety Jamal Peters of Bassfield) and No. 2 (linebacker Leo Lewis of Brookhaven). Fifteen of the Bulldogs' signees hailed from the state of Mississippi.

A teacher and mentor to his student-athletes, Hughes has excelled at identifying talent in the state of Mississippi that leaves MSU as five-star NFL prospects.

During his seven seasons at MSU, Hughes recruited and helped tutor some of the program's most storied players turned NFL stars including 2012 first-round draft pick defensive tackle Fletcher Cox – a Super Bowl Champion and three-time Pro Bowl selection – as well as second-round draft selections defensive end Chris Jones and 2017 Pro Bowl defensive back Darius Slay, along with 2012 Jim Thorpe Award winner Johnthan Banks and first-team All-American Benardrick McKinney. McKinney was once a two-star high school quarterback in Tunica, Mississippi, before being drafted by the Houston Texans in 2015. Hughes also recruited Gabe Jackson, one of the elite offensive linemen in MSU history (2010-13) and now starting right guard for the Oakland Raiders.

With Hughes on the coaching staff, the Bulldogs had unprecedented success in 2014 when they claimed 10 regular-season wins for the first time in school history and reached their first Orange Bowl since 1941. It was a season of firsts for the program, which spent five-consecutive weeks atop the national polls and closed the year with its highest Associated Press poll finish since 1940 at No. 11.

State's defense was dominant during the historic 2014 season, producing the top-ranked red-zone defense and ninth-ranked scoring defense in the country. Following that season, two of Hughes' safeties signed NFL free agent contracts, including his son, Jay, who was a team captain.

In 2013, Hughes' safeties unit helped the Bulldogs rank among the SEC's top five in a number of categories, including fourth in total defense (349.3 yards per game) and fifth in passing defense (205.2 yards per game). MSU also held its final three opponents to just 11.3 points per game.

Hughes first joined the Bulldogs in 2009 after spending one season at Southern Miss, where he coached the secondary. Before that, he coached for three seasons at Ole Miss. Named one of the top 25 college football recruiters in the nation by Rivals.com in the spring of 2006, Hughes' first two years were spent tutoring the defensive backs. He worked with tight ends during his final season in Oxford.

Prior to a two-season tenure at Louisiana Tech, Hughes spent the previous 10 years on the coaching staff at Hinds Community College in Raymond, Mississippi, where he served as the defensive coordinator for one year and the secondary coach during his first nine seasons. He coached eight players who later went on to the NFL, including former MSU standout Fred Smoot.

Before working at Hinds, Hughes' first college stop as a full-time collegiate coach was a two-year stay at West Alabama, where he was the secondary coach in 1992 and 1993. Hughes coached for seven years in the Mississippi high school ranks, serving as the offensive coordinator and running backs coach at Hattiesburg High School from 1988-1991. Hughes also spent two seasons as the defensive secondary coach and boys track coach at South Natchez High School in 1986 and 1987. His first high school coaching job came at Philadelphia High School in 1985.

After serving in the United States Marine Corps from 1981-84 and receiving an honorable discharge, he began his coaching career as a graduate assistant at Southern Miss in 1984, working with the defensive backs.

Hughes, who played football and ran track at Forest High School (1974-76) and played defensive back at St. Paul's College (1976-77), was a defensive back for Southern Miss in 1977 and 1978. He earned his B.A. in sociology in 1980. He is an active member of the Fellowship of Christian Athletes, serving as a member of the Mississippi FCA State Board of Directors in 1999, president of the Mississippi FCA Coaches Council in 1998 and vice president of the Mississippi FCA Coaches Council in 1997.

Hughes is married to the former Marion McCaleb of Meridian, Mississippi, and the couple has two sons, Jamison and Jay.



# MARCUS JOHNSON

Offensive Line | Second season at MSU | [Twitter](#) @MJohnson7672

## PERSONAL INFORMATION

Hometown: Coffeeville, Miss.

Education: Ole Miss, 2004 (B.S., Criminal Justice)

Wife: Veullana

Children: London

Birthdate: December 1, 1981

## COACHING EXPERIENCE

2018-p: Mississippi State (Offensive Line)

2016-17: Duke (Offensive Line)

2013-15: Duke (Offensive Quality Control)

2011-12: Duke (Assistant Strength and Conditioning)

## BOWL GAMES AS A COACH

2019 Outback Bowl (Mississippi State)

2015 New Era Pinstripe Bowl (Duke)

2014 Sun Bowl (Duke)

2013 Chick-fil-A Bowl (Duke)

2012 Belk Bowl (Duke)

Former NFL offensive lineman and Mississippi native Marcus Johnson made the return to his home state as offensive line coach for Mississippi State in 2018.

Johnson, a native of Coffeeville, Mississippi, played four NFL seasons and spent the last two years as the offensive line coach on David Cutcliffe's staff at Duke. Johnson joined the Duke staff in July of 2011. Prior to being promoted to head offensive line coach in February of 2016, Johnson worked two years (2011-12) as an assistant with the Blue Devils' strength and conditioning program. He then served in the capacity of offensive quality control for three seasons (2013-15).

His first season at MSU was a successful one as his offensive line helped the unit rank second in the SEC in both rushing yards per game (223.6) and yards per rush (5.7). Anchored by center Elgton Jenkins, the 44th overall pick by Green Bay in the 2019 NFL Draft, the offensive line paved the way for State to rush for 300 or more yards in an SEC-best four games.

One of the most versatile offensive linemen in MSU history, Jenkins was the recipient of the Kent Hull Trophy in 2018, awarded annually to the top offensive lineman in the state of Mississippi, and earned first-team All-America honors from The Athletic and fourth-team honors from Phil Steele. The second-highest drafted offensive lineman in school

history, Jenkins played 773 total snaps, including 369 in pass protection, in 2018 according to Pro Football Focus. He did not allow a sack through the first nine games of the season and surrendered zero QB hits and only six total pressures throughout the year.

Also under Johnson's guidance, Deion Calhoun had a standout senior season in 2018, earning second-team All-SEC honors from the league's coaches. Calhoun allowed only two sacks over 356 pass-blocking snaps, according to PFF, and signed with Miami as an undrafted free agent.

In his seven seasons in Durham, he helped guide Duke to five bowl appearances from 2012-17. The Blue Devils had not appeared in a bowl game since 1995.

During the 2017 campaign, Johnson worked with third-team All-ACC center Austin Davis, who was also one of four team-elected captains. Johnson's offensive line opened holes for Duke to have two 200-200 performances as the Blue Devils reached the Quick Lane Bowl. Off the field, Johnson oversaw the selection of offensive tackle Gabe Brandner to the CoSIDA Academic All-District first team and Allstate AFCA Good Works Team, as well as being a semifinalist for the National Football Foundation William V. Campbell Trophy and Wuerffel Trophy. In 2016, Johnson oversaw an offensive front that allowed time and space for four 200-200 performances during the season.

During Johnson's three campaigns with the Blue Devil offense in the capacity of quality control, Duke won 27 games, captured the 2013 ACC Coastal Division championship and appeared in three bowl games. Working alongside veteran line coach John Latina, Johnson helped guide seven All-ACC picks including Casey Blaser, Takoby Cofield, Dave Harding, Lucas Patrick, Perry Simmons, Matt Skura and Laken Tomlinson.

Duke went 8-5 with a victory over Indiana in the New Era Pinstripe Bowl in 2015, and joined Clemson and North Carolina as the only three squads in the league to rank among the conference's top five in rushing offense, passing offense, total offense and scoring offense. Blaser, Patrick and Skura each garnered All-ACC honors.

In 2013, Duke ranked among ACC leaders in scoring (5th; 32.8 ppg), total offense (4th; 426.1 ypg), rushing offense (5th; 178.0 ypg) and passing offense (6th; 248.1 ypg).

On its way to the ACC Coastal Division championship, the Blue Devils set a school record for total points (459), while becoming the first team in school history to post 25-plus rushing touchdowns and 25-plus passing touchdowns in the same season.

Johnson lettered four seasons (2001-04) as an offensive lineman at Ole Miss under Cutcliffe, serving as team co-captain as a senior. He helped the Rebels to 28 wins over four years and a pair of bowl game appearances. After earning second-team All-SEC honors from the Associated Press as a senior, Johnson represented Ole Miss at the 2004 Senior Bowl.

A second round pick of the Minnesota Vikings in the 2005 NFL Draft, Johnson spent four seasons (2005-08) with the Vikings and helped the squad to the NFC North Division championship and a playoff berth in 2008. After spending the 2009 campaign with the Tampa Bay Buccaneers, he closed his playing career with a stint with the Hartford Colonials of the United Football League.

Johnson graduated from Ole Miss in 2004 with a degree in criminal justice while minoring in sociology. He is married to Veullana Johnson and has one daughter, London.





# MICHAEL JOHNSON

Wide Receivers | First season at MSU | [@WRCochMJ](#)

## PERSONAL INFORMATION

Hometown: Los Angeles, Calif.  
Education: Akron, 2008 (B.S., Business Organizational Comm.)  
Wife: Louan  
Children: Taylor, Michael Jr.  
Birthdate: May 2, 1967

## COACHING EXPERIENCE

2019-p: Mississippi State (Wide Receivers)  
2017-18: Oregon (Wide Receivers)  
2014-16: The King's Academy [Calif.] (Head Coach)  
2011: UCLA (Offensive Coordinator)  
2010: San Francisco 49ers (Offensive Coordinator)  
2009: San Francisco 49ers (Quarterbacks)  
2006-07: Baltimore Ravens (Wide Receivers)  
2003-05: Atlanta Falcons (Quarterbacks)  
2002: Atlanta Falcons (Wide Receivers)  
2000-01: San Diego Chargers (Quarterbacks)  
1999: Oregon State (Quarterbacks)  
1997-98: Oregon State (Wide Receivers)

## BOWL GAMES/PLAYOFF GAMES AS A COACH

2018 Redbox Bowl (Oregon)  
2011 Fight Hunger Bowl\* (UCLA)  
2006 AFC Divisional Round (Baltimore Ravens)  
2004 NFC Championship Round (Atlanta Falcons)  
2002 NFC Divisional Round (Atlanta Falcons)  
1999 Oahu Bowl (Oregon State)

\* - denotes served as interim head coach

Michael Johnson, a veteran in both the college and professional coaching ranks who spent the 2017-18 seasons at the University of Oregon, enters his first season in Starkville after being named Mississippi State's wide receivers coach on January 28, 2019.

Johnson boasts 16 years of experience coaching in college and the NFL. At the college level, in addition to coaching Oregon's wide receivers from 2017-18, he has worked at UCLA (2011) and Oregon State (1997-99). His NFL résumé includes stints with the San Francisco 49ers (2009-10), Baltimore Ravens (2006-07), Atlanta Falcons (2002-05) and San Diego Chargers (2000-01).

A proven recruiter who helped the Ducks land the No. 5 recruiting class during the December 2018 early signing period, Johnson's wide receivers unit in 2018 featured the best individual performance at the position in program history. Junior

Dillon Mitchell finished with 75 catches for a single-season record 1,184 yards receiving, which also led the Pac-12, and 10 touchdowns. He was named second-team All-Pac-12 by both conference coaches and The Associated Press.

Prior to Oregon, Johnson was the head coach at The King's Academy from 2014-16 in Sunnyvale, California. At TKA, he coached his son Michael Jr., a highly ranked dual-threat quarterback who signed with Penn State during the early signing period last December.

Before TKA, Johnson spent two seasons as a player personnel director at North East Sports Consultants.

Johnson was hired at UCLA in 2011 to be the offensive coordinator and wide receivers coach after serving on the staff of the San Francisco 49ers during the 2009 and 2010 seasons. Under his leadership, senior wide receiver Nelson Rosario led the Bruins and ranked fifth in the Pac-12 with 1,161 yards to go along with 64 catches and five touchdowns. He helped guide the Bruins to an appearance in the first Pac-12 Championship Game and also served as the interim head coach in the Fight Hunger Bowl.

In 2010, Johnson was promoted to San Francisco's offensive coordinator under Mike Singletary after working as quarterbacks coach in 2009. He played a key role in the development of quarterbacks Shaun Hill and Alex Smith. The two combined for 23 passing touchdowns in 2009, marking the highest total in a single season by a 49ers signal caller since 2003. Hill started the first six games, but Smith earned his way back into the starting lineup after not having played a regular season game in two-plus years due to injury. Behind Johnson's guidance, Smith stepped in and recorded the best 10-game stretch of his career at the time, setting career highs in touchdown passes (18), completion percentage (.605) and quarterback rating (81.5).

Before his time with the 49ers, Johnson was the wide receivers coach for the Baltimore Ravens from 2006-07. With the Ravens, he helped veteran wideout Derrick Mason record his sixth 1,000-yard season in 2007. Mason led the Ravens in receiving yards (1,087), catches (103) and touchdown receptions (5). In 2006, wide receiver Mark Clayton developed into Baltimore's top playmaker, leading the team in receiving yards (939). Clayton also logged five touchdown catches, including three of 62 yards or more.

Johnson spent the four previous seasons with the Atlanta Falcons. He coached the quarterbacks from 2003-05, tutoring three-time Pro Bowl quarterback Michael Vick, and led the wide receivers unit in 2002. Vick passed for 2,412 yards and 15 touchdowns in 2005, while ranking second on the team with 597 rushing yards. Vick became the first NFL quarterback to throw for more than 250 yards and run for more than 100 yards in a single game at Denver during the 2004 season.


In 2003, Johnson was given the keys to the Falcons' offense for the final two games of the season. In those two contests, Vick recorded his second-highest quarterback rating of the year (119.2 at Tampa Bay and 93.0 at Jacksonville). Johnson tutored a young Falcons wide receiver group in 2002 that included Brian Finneran, who had the most productive season of his career, recording 833 yards on 56 receptions and six touchdowns.

Johnson got his first NFL job with the San Diego Chargers in 2000 as quarterbacks coach for Jim Harbaugh and Ryan Leaf. He also coached Doug Flutie to 3,476 passing yards in 2001, the most by a Chargers quarterback since Dan Fouts, and was instrumental in the development of then-rookie quarterback Drew Brees.

Following his professional playing career, Johnson began his coaching career at Oregon State. He coached wide receivers during his first two seasons and then quarterbacks in 1999, a season in which he helped guide the program to its first bowl game in 39 years.

A quarterback during his playing days, Johnson played four seasons in the World Football League and the Canadian Football League. He set numerous records as the starting quarterback at the University of Akron in 1988 and 1989, including being named the school's Athlete of the Year in 1989-90. Before Akron, Johnson played at Arizona State (1985-86) and Mesa Community College (1987).

Johnson and his wife Louan have one daughter, Taylor, and one son, Michael Jr. Louan is a former track and field student-athlete at USC (1987-91), and Taylor is currently a senior track and field student-athlete at Nebraska.



# JOEY JONES

Special Teams Coordinator | Second season at MSU | [@CoachJoeyJones](#)

## PERSONAL INFORMATION

Hometown: Mobile, Ala.

Education: Alabama, 1989 (B.S., Business Administration)

Wife: Elise

Children: Joe Jr., Jake, Caroline

Birthdate: October 29, 1962

## COACHING EXPERIENCE

2018-p: Mississippi State (Special Teams Coordinator)

2008-17: South Alabama (Head Coach)

2006-07: Birmingham-Southern (Head Coach)

1996-2005: Mountain Brook (Ala.) High School (Head Coach)

1991-93: Dora (Ala.) High School (Head Coach)

1989-90: Briarwood Christian (Ala.) High School (Assistant Coach)

## BOWL GAMES AS A COACH

2019 Outback Bowl (Mississippi State)

2016 Arizona Bowl (South Alabama)

2014 Camellia Bowl (South Alabama)

Joey Jones, the former South Alabama head coach who guided the Jaguars to 52 victories and two bowl appearances, begins his second season as special teams coordinator at Mississippi State. Head coach Joe Moorhead announced his hiring on February 22, 2018.

Jones' accomplishments were long and distinguished during his nine-year head coaching tenure with the Jaguars since the inception of the program in December 2007. USA produced 48 All-Sun Belt Conference recipients in his last six seasons, 23 professional players and 15 individuals who signed free-agent contracts with NFL teams.

Under Jones' guidance, MSU kicker Jace Christmann made 47-of-47 PAT attempts and was 12-for-16 on field goals in 2018. Christmann enters 2019 having made all 83 of his career PAT attempts. Punter Tucker Day was named to the 2018-19 ESPN All-Bowl team after punting five times for a career-high 50.4-yard average in the 2019 Outback Bowl. He had a career-long of 70 yards and had a 54-yarder that was downed inside the 15-yard line. State also allowed the second-fewest punt returns in the SEC in 2018 (7).

Jones' attention to special teams was evident in 2017 as USA ranked second nationally in ESPN.com's special teams efficiency rating (74.0) behind only Kansas State.

Jones led USA to wins in each of its first 19 contests, which including posting a 7-0 mark in the program's inaugural season of 2009 and a 10-0 record the following fall. He guided the Jags through the transition to the NCAA Football Bowl Subdivision and competition in the Sun Belt Conference. After being picked to finish seventh out of eight teams prior to the start of the 2013 campaign, he was chosen the league's Coach of the Year for directing the Jaguars to a tie for third in the final standings.

In addition to helping USA to a winning conference record in 2014, Jones was responsible for leading the program to its first two bowl appearances — the 2014 Raycom Media Camellia Bowl and the 2016 NOVA Home Loans Arizona Bowl.

The 2016 season saw the Jaguars tally two historic victories. USA defeated Mississippi State in Starkville for its first-ever win over a Southeastern Conference foe, and one month later the Jags picked up their initial victory over a nationally-ranked school with a 42-24 defeat of No. 19 San Diego State. Jones finished with a 52-50 record in his nine seasons at USA.

The Mobile, Alabama, native is no stranger to building programs from the ground up at both the high school and collegiate level in the South. He returned to his hometown after two years at Birmingham-Southern, where he was hired in 2006 to restart the school's football program. After spending a year overseeing administrative aspects of the program such as hiring assistant coaches, designing facilities and recruiting players for the Division III program, he led his 2007 squad of 126 freshmen to a 3-7 overall record, including a pair of wins over established junior-college programs.

Success has followed Jones throughout his career, both as a coach and as a player. Before moving into the collegiate ranks, he compiled an impressive 125-38 record in 13 years at the high-school level, including a 10-year run at Birmingham's Mountain Brook High, where he was 101-27 from 1996-2005.

After inheriting a program that had endured nine consecutive losing seasons, Jones directed the Spartans to the 1996 Class 6A State Championship Game, four region titles, two semifinal appearances and three quarterfinal appearances during his tenure.

In his second season with the Spartans, they won a postseason contest before falling in the second round in overtime, while his efforts helped MBHS reach the quarterfinals each of the next two falls. Jones led the program to a first-round victory in the 2001 postseason before helping the school return to the state semifinals a year later. In 2003, the Spartans reached the quarterfinals of the state playoffs, while they would go on to reach the semifinals the next season and win another first-round game in Jones' final year leading the program.

Jones began his head coaching career at Dora High School, where he registered a 24-11 mark in three seasons from 1991-93. It took just one year for him to lead the Bulldogs to postseason action, as they won a first round state 5A playoff contest before falling in overtime in 1992, while his efforts took the school to the quarterfinals the next season. From 1989-90, he served on the Briarwood Christian staff, helping the school to a berth in the quarterfinals of the state 3A playoffs his final year.

A 1989 graduate of Alabama with a degree in business administration, Jones became one of the most beloved Crimson Tide players during his tenure, which began under the tutelage of legendary coach Paul "Bear" Bryant. He finished his career with 71 receptions, 1,386 yards and 15 touchdowns, ranking fourth on the career touchdown receptions chart and seventh in career receiving yards. As a junior in 1982, Jones had eight touchdown receptions, which ranks tied for third in Alabama single-season history.

Jones earned All-SEC honors as a senior after hauling in 31 receptions for 468 yards and five scores. He was later selected to Alabama's All-Decade Team for the 1980s and played professionally with the Birmingham Stallions of the USFL and the NFL's Atlanta Falcons.

In April 2011, Jones was inducted into the Mobile Sports Hall of Fame.

Jones and his wife, Elise, have three children, Joe Jr., Jake and Caroline.





# CHRIS MARVE

Defensive Run Game Coordinator/Linebackers | First season at MSU | [@Coach\\_Marve](#)

## PERSONAL INFORMATION

Hometown: Memphis, Tennessee (born in Fort Worth, Texas)

Education: Vanderbilt, 2011 (B.S., Sociology and Human & Organizational Development), 2015 (M.S., Education)

Wife: Lauren

Children: Rhyen Monroe

Birthdate: March 1, 1989

## COACHING EXPERIENCE

2019-p: Mississippi State (Defensive Run Game Coordinator/LBs)

2016-18: Vanderbilt (Inside Linebackers)

2015: Vanderbilt (Defensive Graduate Assistant)

2014: Vanderbilt (Defensive Quality Control)

## BOWL GAMES AS A COACH/PLAYER

2018 Texas Bowl (Vanderbilt)

2016 Independence Bowl (Vanderbilt)

2011 Liberty Bowl (Vanderbilt)

2008 Music City Bowl (Vanderbilt)

Chris Marve, one of the rising coaching stars in the country and a former Southeastern Conference standout, was tabbed as Mississippi State's defensive run game coordinator and linebackers coach on March 1, 2019.

Marve, who has been around SEC football his entire career, arrives in Starkville after serving as the inside linebackers coach at his alma mater Vanderbilt the past three seasons. In August 2018, ESPN.com named him to its 40 Under 40 list of ascending coaching stars. In 2017, 247Sports recognized Marve on its 30 Under 30 coaches list for rising stars in the profession, as well as its 35 Under 35 list.

Marve's unit performed at high level in 2018 with the Commodores. Senior Jordan Griffin registered 119 total tackles, which ranked second in the SEC and among the top 30 nationally. Meanwhile, Dimitri Moore topped all SEC freshmen in tackles with 84 en route to claiming Freshman All-SEC honors.

In 2017, Marve's top pupil -- Oren Burks -- ranked second on the team with 45 solo tackles and 82 total tackles. After the season, Burks was selected by Green Bay in the third round of the 2018 NFL Draft.

Zach Cunningham, Marve's top understudy in 2016, enjoyed one of the greatest seasons and careers ever by a Commodore.

He earned consensus first-team All-America recognition en route to arguably becoming the most decorated defender in program history. Cunningham, who topped the SEC with 125 total tackles as a senior, is now starting in the Houston Texans' linebacker corps after being taken No. 57 overall by the organization in the 2017 NFL Draft.

Marve joined the Commodore defensive staff in 2014, working as a quality control assistant. After focusing on linebackers as a graduate assistant in 2015, Marve was promoted to the inside linebacker position prior to the 2016 campaign.

Marve also helped Cunningham and fellow linebacker Nigel Bowden to banner campaigns in 2014-15. Cunningham earned first team All-SEC by posting 16.5 tackles for loss among 103 total stops. Bowden was a Freshman All-SEC selection in 2014 after registering 78 tackles.

Marve became one of the most decorated players in Vanderbilt history by garnering All-SEC accolades in each of his four years (2008-11). His performance on the field also helped the Commodores to postseason appearances in the 2008 Gaylord Hotels Music City Bowl and the 2011 AutoZone Liberty Bowl.

Marve quickly established himself on the defense, earning Freshman All-America and All-SEC honors in 2008 after registering 105 tackles and four forced fumbles. He capped the season with a 10-tackle performance in the Commodores' Music City Bowl victory over Boston College.

As a sophomore in 2009, Marve earned second-team All-SEC recognition from league coaches after posting career highs with 121 total tackles and 57 solo stops. He also averaged 10.1 tackles in conference play. In 2010, Marve again earned coaches' All-SEC honors as a junior defensive co-captain. That year, he finished with 80 tackles and 8.0 tackles-for-loss.

As a senior captain playing for Bob Shoop, Marve contributed 91 tackles, earned All-SEC recognition from coaches and The Associated Press, and was instrumental in leading the Commodores back to postseason play. Marve's final appearance came in his hometown at the AutoZone Liberty Bowl.

Marve ranks eighth on the team's career defensive charts with 397 total tackles. His career total of 28.0 tackles-for-loss ranks ninth all-time among Commodores.

Marve completed undergraduate degrees in sociology and human and organizational development in December 2011. He recently earned a Master's of Education in higher education administration from Vanderbilt's Peabody School.

Marve, a Memphis, Tennessee, native is married to the former Lauren Dillard, a fellow Vanderbilt graduate. He has one daughter, Rhyen Monroe.



# TERRY RICHARDSON

Assistant Head Coach/Run Game Coordinator/Running Backs | First season at MSU | [@Rich\\_MSU](#)

## PERSONAL INFORMATION

Hometown: Fort Lauderdale, Fla.

Education: Syracuse, 1994 (B.S., Political Science)

Children: Terrance, Sheenai, Kayla, Tierra

Birthdate: Oct. 8, 1971

## COACHING EXPERIENCE

2019-p: Mississippi State (Assistant Head Coach/RGC/RBs)

2017-18: Connecticut (Assistant Head Coach/RBs)

2015: Maryland (Running Backs)

2013-14: Jacksonville Jaguars (Running Backs)

2011-12: Miami (Fla.) (Running Backs)

1999-2010: Connecticut (Running Backs)

## BOWL GAMES AS A COACH

2011 Fiesta Bowl (Connecticut)

2010 PapaJohns.com Bowl (Connecticut)

2009 International Bowl (Connecticut)

2007 Meineke Car Care Bowl (Connecticut)

2004 Motor City Bowl (Connecticut)

Mississippi State head football coach Joe Moorhead announced January 22, 2019, the hiring of Terry Richardson as the program's new assistant head coach/run game coordinator and running backs coach.

Richardson, who boasts nearly 20 years of coaching experience, comes to Starkville after two seasons as the assistant head coach and running backs coach at Connecticut, a place where he and Moorhead worked together from 2009-10.

Richardson worked one season as running backs coach at Maryland in 2015 after spending the previous two seasons (2013-14) in the same role with the Jacksonville Jaguars. Prior to his two seasons with the Jaguars, he served as the University of Miami's running backs coach and recruiting coordinator for the state of Florida from 2011-12.

Richardson's first collegiate coaching position was at Connecticut, where he spent 12 seasons as running backs coach from 1999-2010. He began his coaching career at Northeast High School in Oakland Park, Florida, where he played high school football, as offensive coordinator and running backs in 1998.

During the 2018 season with the Huskies, Richardson led a unit that helped the offense average nearly 200 yards rushing per game and featured the program's first 1,000-yard rusher at running back since 2011 in Kevin Mensah.

Mensah grounded out 1,045 yards and six touchdowns and teamed with quarterback David Pindell, who rushed for 1,139 yards and 10 scores, to make Connecticut one of only five programs in the FBS with a pair of 1,000-yard rushers in 2018.

During Richardson's one season at Maryland in 2015, the Terrapins ranked third in the Big Ten in rushing yards per game (200.7) and tied for the league lead in 300-yard rushing games (3). The Terps also ranked second in the conference and 12th in the country in yards per carry (5.5). The running backs group was led by senior Brandon Ross, who totaled 958 rushing yards, 10 touchdowns and led the Big Ten in yards per rush (6.4).

Under Richardson's leadership, the Jaguars finished sixth in the NFL in 2014 in yards per carry (4.5). In 2013, Richardson's unit featured veteran Maurice Jones-Drew (803 yards), first-year pro Jordan Todman (256 yards) and 2013 fifth-round draft pick Denard Robinson (66 yards).

Under Richardson's direction at Miami, Duke Johnson and Lamar Miller registered two of the best seasons in the school's history by a running back. Johnson earned Freshman All-America honors in 2012 after rushing for a school freshman-record 947 yards and 10 touchdowns. He also earned Walter Camp All-America honors as a kick returner and was named the 2012 ACC Rookie of the Year.

In 2011, Miller finished with 1,272 rushing yards, the third-most in school history behind Willis McGahee (1,753) and Edgerrin James (1,416). Miller became only the eighth player in school history to top the 1,000-yard rushing barrier in a season and turned in seven games with 100 or more rushing yards.

During his first stint at Connecticut, Richardson coached Todman who was named the 2010 BIG EAST Offensive Player of the Year after he ranked second nationally in rushing yards per game (141.3). He also earned second-team All-America honors from the Walter Camp Foundation.

The Huskies ranked 35th in the nation in 2010 in rushing yards per game (174.7) and Richardson was a nominee for the Broyles Award, given to the nation's top college football assistant coaches.

In 2009, Richardson worked with a pair of 1,000-yard rushers in Todman (1,188) and All-BIG EAST second-team selection Andre Dixon (1,093). The Huskies were one of three FBS programs with a pair of 1,000-yard rushers.

The 2008 season saw running back Donald Brown become the nation's leading rusher with 2,083 yards. Brown was named the BIG EAST Offensive Player of the Year and a first-team All-American by Sporting News. He became the school's first NFL first-round draft pick in 2009 as he was selected by the Indianapolis Colts.

Richardson is a 1994 graduate of Syracuse where he was a four-year letterman at running back and wore number 44, a coveted jersey awarded to only exceptional Orange rushers, including Jim Brown and 1961 Heisman Trophy winner Ernie Davis. A native of Broward (Fla.) County, Richardson was Syracuse's leading rusher as a senior in 1993 and played in the Blue-Gray All-Star Game following his senior season. He guided the Orange to three bowl berths during his career; the 1990 Aloha Bowl, 1992 Hall of Fame Bowl and 1993 Fiesta Bowl. Syracuse won all three games.

After his playing days, Richardson signed a free agent contract with the Cincinnati Bengals in 1994 and also spent time with the Philadelphia Eagles (1995), Kansas City Chiefs (1996) and Pittsburgh Steelers (1996-97).



# BOB SHOOP

Defensive Coordinator/Safeties | Second season at MSU | [@CoachBobShoop](#)

## PERSONAL INFORMATION

Hometown: Oakmont, Pa.  
Education: Yale, 1998 (B.S., Economics)  
Wife: Maura  
Children: Tyler, Jay  
Birthdate: August 18, 1966

## COACHING EXPERIENCE

2018-p: Mississippi State (Defensive Coordinator/Safeties)  
2016-17: Tennessee (Defensive Coordinator)  
2014-15: Penn State (Defensive Coordinator/Safeties)  
2011-13: Vanderbilt (Defensive Coordinator/Safeties)  
2007-10: William & Mary (Defensive Coordinator/Defensive Backs)  
2006: Massachusetts (Defensive Backs)  
2003-05: Columbia (Head Coach)  
1999-2002: Boston College (Defensive Backs)  
1998: Army (Defensive Backs)  
1997: Villanova (Defensive Coordinator)  
1994-96: Yale (Defensive Coordinator)  
1991-93: Northeastern (Defensive Backs)  
1990: Virginia (Graduate Assistant)  
1989: Yale (Graduate Assistant)

## BOWL GAMES/PLAYOFF GAMES AS A COACH

2019 Outback Bowl (Mississippi State)  
2016 Music City Bowl (Tennessee)  
2016 TaxSlayer Bowl (Penn State)  
2014 Pinstripe Bowl (Penn State)  
2014 BBVA Compass Bowl (Vanderbilt)  
2012 Music City Bowl (Vanderbilt)  
2011 Liberty Bowl (Vanderbilt)  
2010 FCS Quarterfinals (William & Mary)  
2009 FCS First Round, Quarterfinals, Semifinals (William & Mary)  
2006 FCS First Round, Quarterfinals, Semifinals, Championship (UMass)  
2002 Motor City Bowl (Boston College)  
2001 Music City Bowl (Boston College)  
2000 Aloha Bowl (Boston College)  
1999 Insight.com Bowl (Boston College)  
1991 Sugar Bowl (Virginia)

A finalist for the prestigious Broyles Award during his first season in Starkville in 2018, defensive coordinator/safeties coach Bob Shoop has established Mississippi State's defense as one of the nation's elite as the Bulldogs were the only team in college football to finish inside the top 10 of all four major defensive categories.

State led the nation in total defense (263.1), finished second in scoring defense (13.2) – behind national champion Clemson (13.1) – second in rushing defense (95.08) and seventh in passing defense (168.0). Arguably the most dominant defensive unit in school history, MSU was No. 1 in the rugged SEC in 29 different categories while 10 of those led the nation.

Known for his aggressive style and making offenses earn every yard they get, Shoop's unit allowed the fewest yards per play in the nation (4.13). Shoop, who has coordinated units to top 25 rankings in total defense

in six out of the last eight years, enters his second season on Joe Moorhead's MSU staff. Moorhead officially announced Shoop's hiring on Dec. 10, 2017. The Oakmont, Pennsylvania, native has 30 years of collegiate coaching experience, and has coached in 12 bowl games.

The 2014 National Defensive Coordinator of the Year, Shoop has proven to be one of the top defensive minds in the game. He has served as a defensive coordinator for 16 years, including two seasons at Tennessee (2016-17), two seasons at Penn State (2014-15) and three seasons at Vanderbilt (2011-13). Over his last 11 seasons, he's coached 20 NFL Draft picks with four at MSU, five at Tennessee, five at Penn State, three at Vanderbilt and three at William & Mary.

State shattered the school-record for the most defensive players selected in one draft in 2019 (4). Tennessee selected defensive tackle Jeffery Simmons with the 19th overall pick, defensive end Montez Sweat was next as the 26th pick to Washington and Johnathan Abram immediately followed at 27th to Oakland as MSU set the school record for most players selected in the first round and tied Clemson and Alabama for the national lead. Edge rusher Gerri Green was taken in the sixth round by Indianapolis. MSU produced the second-most defensive linemen in the 2019 draft (3) behind only Clemson (4).

The 2019 NFL Draft marked the first time in school history that MSU had multiple defensive linemen selected in the first round. In fact, the Bulldogs and Clemson (also in 2019) are the only schools nationally to accomplish that feat over the last 11 drafts. Simmons, Sweat and Abram each earned All-SEC and All-America honors under Shoop's watch in 2018.

From a historical perspective, the 2018 defense was one of the best in the 119-year history of MSU's program. MSU allowed just 15 touchdowns, the fewest in the country on the year and since 2011 – Alabama (12) and LSU (15). Of the 829 plays MSU's opponents' offenses ran during the regular season, only 29 (3.5 percent) gained 25+ yards or resulted in a touchdown. That figure was the best in the nation.

State set the single-season school record for tackles for loss with 103, bettering the previous best of 98 set in 2015. Individually, Simmons and Sweat led the Bulldogs with 17 and 14, respectively. MSU's 103 tackles for loss were the second most in the SEC, behind Alabama's 107; however, State led the league in tackles for loss per game (7.92.).

The Bulldogs did not allow a rushing touchdown the entire home slate of 2018 and opponents managed only three touchdowns on State in Davis Wade Stadium, spanning 28 quarters. MSU and Fresno State were the only teams that did not allow an opponent to score 30 or more points during the entire 2018 season.

As defensive coordinator at Tennessee in 2017, Shoop oversaw a Vols unit that ranked sixth nationally in pass defense, allowing 161.7 yards per game through the air. In 2016, Shoop directed a Vols defense that was decimated by injuries. Despite the injuries, Derek Barnett earned consensus All-America honors while registering a career-high and SEC-best 13 sacks along with a conference-high 19 tackles for loss. Barnett was then selected in the first round of the 2017 NFL Draft by the Philadelphia Eagles.

That same season, Tennessee ranked sixth in the SEC and tied for 32nd in the country with 24 takeaways. The Vols ranked third in the SEC and 15th in the country with 100 tackles for loss. They were also third in the SEC and tied for seventh in the nation with 13 fumbles recovered.

Two of Shoop's Tennessee players heard their names called in the 2018 NFL Draft, including cornerback Rashaan Gaulden (third round – Carolina Panthers) and defensive tackle Kahlil McKenzie (sixth round – Kansas City Chiefs).

Prior to his two-year stint in Knoxville, Shoop transformed Penn State into one of the top defensive units in college football. In 2015, the Nittany Lions ranked 15th in the country in total defense (324.3), 10th in passing defense (174.5) and tied for the most sacks per game (3.54) in the nation.

Four Penn State players developed by Shoop were selected in the 2016 NFL Draft, including second-round pick defensive tackle Austin Johnson (Tennessee Titans), defensive ends Carl Nassib (Cleveland Browns) and Anthony Zettel (Detroit Lions) and safety Jordan Lucas (Miami Dolphins).

In his first season overseeing the Nittany Lions defense in 2014, the unit ranked second in FBS total defense (278.7) and seventh in scoring defense. That season, Shoop helped senior safety Adrian Amos grab three interceptions and gain honorable mention All-Big Ten accolades and safety Marcus Allen earn Freshman All-America and Big Ten All-Freshman honors. For his efforts in his Penn State debut, 247Sports.com recognized Shoop as its National Defensive Coordinator of the Year. Following the season, Amos was selected in the fifth round of the 2015 NFL Draft to the Chicago Bears.

From 2011-13, Shoop served as defensive coordinator and safeties coach at Vanderbilt where he directed the Commodores to top 25 finishes in total defense in each of his three seasons. Vanderbilt forced 30 turnovers in 2013, which tied for 10th nationally, including 24 over the final eight games. Shoop's 2012 unit held opponents to 18.8 points per game, the lowest by Vanderbilt since 1997, and ranked in the top 20 nationally in pass defense (14th, 191.8 avg.), scoring defense (15th, 18.8 avg.) and total defense (19th, 339.9 avg.).

Shoop began his coaching career at his alma mater, Yale, in 1989 as a graduate assistant. He has also spent time as an assistant coach at William & Mary (2007-10), Massachusetts (2006), Boston College (1999-2002), Army (1998), Villanova (1997), Yale (1989, 1994-96), Northeastern (1991-93) and Virginia (1990). Shoop also has head coaching experience. From 2003-05, he served as head coach at Columbia.

Shoop played wide receiver at Yale where he earned his bachelor's degree in economics. He was recognized with Yale Football's prestigious Robert Gardner Anderson Memorial Award for team spirit, dedication and leadership. He also earned four letters in baseball.

Shoop was a three-sport standout at Riverview High School and is a member of the Allegheny-Kiski Valley Sports Hall of Fame. He and his wife, Maura, have two sons, Tyler and Jay.





# CORY BICHEY

Head Strength & Conditioning Coach | Second season at MSU, First in head role | [@CBichey](#)

## PERSONAL INFORMATION

Hometown: Ambridge, Pa.

Education: Indiana State, 2019 (B.S., Exercise Science; minor in strength and conditioning)

Birthdate: February 26, 1990

## COACHING EXPERIENCE

2019-p: Mississippi State (Head Strength & Conditioning Coach)

2018: Mississippi State (Assistant Strength & Conditioning Coach)

2015-17: Arkansas (Associate Strength & Conditioning Coach)

2013-14: Arkansas (Assistant Strength & Conditioning Coach)

2012-13: Cincinnati (Graduate Assistant)

2012: Indiana State (Strength & Conditioning Assistant)

## BOWL GAMES AS A COACH

2019 Outback Bowl (Mississippi State)

2016 Belk Bowl (Arkansas)

2016 Liberty Bowl (Arkansas)

2014 Texas Bowl (Arkansas)

2012 Belk Bowl (Cincinnati)

Cory Bichey, who has spent the last six years as a strength and conditioning coach in the Southeastern Conference, including the 2018 season at Mississippi State, was elevated to head strength and conditioning coach by head coach Joe Moorhead on February 13, 2019.

During the 2018 season with the Bulldogs, Bichey served as the assistant strength and conditioning coach under Anthony Piroli, who reunited with new Tampa Bay Buccaneers head coach Bruce Arians in January 2019. Bichey helped mentor one of the most physical and well-conditioned teams in the SEC in 2018. He trained a school-record eight different Bulldogs who earned invitations the 2019 NFL Scouting Combine - including All-Americans safety Johnathan Abram, center Elgton Jenkins and defensive Montez Sweat - and five NFL Draft selections.

Abram, Sweat and fellow All-American defensive tackle Jeffery Simmons were each selected in the first round of the 2019 NFL Draft. It was the first time in school history three Bulldogs were selected in the first round. Tennessee selected Simmons with the 19th overall pick in the draft, Sweat was next as the 26th pick to Washington and Abram immediately followed at 27th overall to Oakland.

Jenkins went on to get drafted 44th overall by Green Bay, while defensive end Gerri Green was selected by Indianapolis at 199th overall in the sixth round.

Prior to joining the MSU staff, Bichey was on staff at the University of Arkansas, under the mentorship of master strength coach Ben Herbert (2013-17), including serving as associate strength and conditioning coach from 2015-17.

At Arkansas, Bichey helped develop nearly 20 Razorbacks who were selected in the NFL Draft and worked with two first-team All-Americans and 15 All-SEC honorees.

He aided in the development of Frank Ragnow, who was a first-team All-American center in 2017 and a first-round pick in the 2018 NFL Draft by the Detroit Lions.

He also helped develop Hunter Henry, a consensus All-American and John Mackey Award winner in 2015, who was selected in the second round of the 2016 NFL Draft by the Los Angeles Chargers.

An Ambridge, Pennsylvania, native, Bichey was a graduate assistant from 2012-13 at the University of Cincinnati and interned in 2012 at Indiana State. He was a four-year letterwinner while on scholarship and playing on the offensive line at ISU from 2008-12.

His certifications include CSCCa (SCCC), NSCA (CSCS), NASM (PES), USAW Level 1 Sports Performance Coach, FMS level 1 & 2 certified, NSCA (RSCC), CPR AED & First Aid.

Bichey and his brother Brad, who is Toledo's director of football strength and conditioning, are nephews of Mickey Marotti, the head strength and conditioning coach at Ohio State and a 31-year veteran in the profession.



## COACHING QUALITY CONTROL



**ADAM SCHEIER**  
Senior Special Teams Consultant



**BRUCE TALL**  
Senior Defensive Consultant



**JONATHAN WHOLLEY**  
Senior Offensive Consultant



**TAYLOR HOUSEWRIGHT**  
Offensive Quality Control



**WILL REIMANN**  
Defensive Quality Control



**JON SHALALA**  
Defensive Quality Control



**ALLEN TUCKER**  
Special Teams Quality Control



**NOT PICTURED:**  
**IAN PACE**  
Offensive Quality Control

## COACHING GRADUATE ASSISTANTS



**JACK ABERCROMBIE**  
Offensive Graduate Assistant



**BILLY FESSLER**  
Offensive Graduate Assistant



**TRE' BELL**  
Defensive Graduate Assistant



**NYEEM WARTMAN-WHITE**  
Defensive Graduate Assistant

## OPERATIONS



**ANDREW WARSAW**  
Assistant A.D./Football Operations



**DAVID WILCZEWSKI**  
Director of Football Operations



**JAY PERRY**  
Director of Player Development

## RECRUITING



**MIKE VILLAGRANA**  
Director of Recruiting



**BRAD PETERSON**  
Director of High School Relations



**MATT WILSON**  
Director of Player Personnel



**ROD GIBSON**  
Director of Recruiting Communications



**ANDREA HOLLIS**  
Director of On-Campus Recruiting



**NIEL STOPCZYNSKI**  
Director of Scouting

## NOT PICTURED:

**MASON SMITH**  
Recruiting Specialist

**JON GUYNES**  
Recruiting Assistant

**CHANDLER ELDRIDGE**  
Graphic Designer

## STRENGTH AND CONDITIONING



**CORY BICHEY**  
Head Strength  
& Conditioning Coach



**PARKER SHOWERS**  
Associate Strength  
& Conditioning Coach



**DEVAUGHN GORDON**  
Assistant Strength  
& Conditioning Coach



**CONNOR SCHOEPP**  
Assistant Strength  
& Conditioning Coach



**AUSTIN STEPHAN**  
Assistant Strength  
& Conditioning Coach

## SPORTS MEDICINE



**THOMAS CALLANS**  
Head Athletic Trainer



**MELISSA CHASTANG**  
Associate Athletic Trainer



**DILLON KAPP**  
Assistant Athletic Trainer



**SHANNON OSBORNE**  
Assistant Athletic Trainer



**PAMELA BARTZ**  
Director of Sports Nutrition



## EQUIPMENT



**DALE CALLAWAY**  
Assistant A.D./Equipment



**PRESTON "STICK" ROGERS**  
Director of Football Equipment



**DEAN "FLASH" SAUL**  
Assistant Equipment Manager

## VIDEO



**BROCK DULANEY**  
Coordinator of Filming  
& Computing Services



**KYLE LANE**  
Director of Football Technology

## OFFICE



**NANCY COVINGTON**  
Office Associate



**MARIELLE MCLOUGHLIN**  
Accounting Assistant

## YEAR ONE OF JOE MOORHEAD ERA

The 2018 season saw **Joe Moorhead** become just the second MSU head coach to win eight or more games in his debut season and the first since College Football Hall of Famer Allyn McKeen in 1939. The Bulldogs wrapped up the season with an 8-5 overall record, including a 4-4 mark in SEC play. Moorhead was also just the second coach in Bulldog history to reach a bowl game in his first season, joining Jackie Sherrill's 1991 squad. Behind one of the SEC's most potent rushing attacks and the nation's No. 1 defense, the Bulldogs defeated two top-20 teams, won four out of their last five games of the regular season and qualified for a school-record ninth-consecutive bowl. Moorhead's group reclaimed the historic Golden Egg trophy when MSU throttled rival Ole Miss, 35-3, on Thanksgiving night. All eight of MSU's victories were by double-digits, including a 28-13 win over then-No. 19 Texas A&M. Moorhead's first State team secured the program's second-highest finish ever in the College Football Playoff rankings at No. 18. Four of MSU's five losses occurred to teams in the final top 15 of the College Football Playoff rankings, including three on the road.

## MSU FINISHES NO. 25 IN COACHES POLL, NO. 18 IN CFP

For the seventh time in school history, Mississippi State finished the season ranked in the final Amway Coaches Poll as the Bulldogs checked in at No. 25. The Bulldogs closed out the year ranked in 12 of 16 weeks in the poll, including each of the last seven. The ranking marked the second-straight year MSU finished the season ranked in the final poll. State was one of seven schools in the SEC in the final poll, joining No. 2 Alabama, No. 6 Florida, No. 7 LSU, No. 8 Georgia, No. 11 Kentucky and No. 16 Texas A&M. State fell to Iowa, 27-22, in the Outback Bowl, which was the Bulldogs' school-record ninth-straight bowl appearance. MSU is one of five SEC teams that have been to a bowl every season this decade (Alabama, Georgia, LSU and Texas A&M the others). State's streak of nine-straight bowls is currently the fifth-longest in the SEC.

## STATE TIES FOR NATIONAL LEAD WITH THREE FIRST ROUND NFL DRAFT PICKS

For the first time in school history, three Bulldogs were selected in the first round of the NFL Draft as the All-American defensive trio of **Jeffery Simmons** (19th overall, Tennessee), **Montez Sweat** (26th overall, Washington) and **Johnathan Abram** (27th overall, Oakland) all heard their names called on night one in Nashville. State's three first-round selections tied with Clemson and Alabama for the most in the nation this year. Overall, MSU finished with a three-day 2019 NFL Draft overall total of five picks, its most since the 2015 draft that produced five, as **Elgton Jenkins** (2nd round, 44th overall, Green Bay) and **Gerri Green** (199th overall, Indianapolis) were later selected.

- This was the first time in school history that MSU has had multiple defensive linemen selected in the first round. In fact, the Bulldogs and Clemson (also in 2019) are the only schools nationally to accomplish that feat in the last 11 drafts.
- MSU's four defensive selections were the most defensive picks in school history. The previous was three in 2015, 2001, 2000 and 1993.
- State set school records for most players selected in the first round (3) and most picks in the first two rounds (4). They tied the school record for most picks through the first six rounds (5).
- MSU joined Clemson as the only two programs to produce three or more picks through pick 44.
- With three selections, it was the most defensive linemen chosen in a draft in MSU history.
- Jenkins marked the third straight year that an MSU offensive lineman was selected in the draft.
- It's the first time since 2000-01 that State produced four or more draft picks in consecutive drafts.
- Abram (No. 27) was the second-highest drafted defensive back in school history behind only Walt Harris, who went No. 13 overall in 1996.
- With the three first round picks, State has now produced 14 first round selections all-time in the modern draft era.
- Simmons (No. 19) was the highest drafted Bulldog since Pro Bowler Fletcher Cox went No. 12 overall in 2012. Simmons was the first Bulldog selected by the Tennessee Titans since Antonio Johnson in 2007.
- Jenkins (No. 44) became the Bulldogs' highest-drafted offensive lineman since Derek Sherrod was selected No. 32 overall by the Green Bay Packers in 2011. Jenkins, once a three-star recruit, was the second-highest drafted Bulldog offensive lineman since 1978.
- MSU produced the second-most defensive linemen in this draft (3) behind only Clemson (4).



## NATION'S BEST DEFENSE

The Bulldogs featured arguably the most dominant defensive unit in school history and in all of college football. Directed by defensive coordinator/safeties coach **Bob Shoop**, MSU was the only school in the country to finish in the top 10 of all four major defensive categories. State led the nation in total defense (263.1), finished second in scoring defense (13.2) – behind national champion Clemson (13.1) – second in rushing defense (95.08) and seventh in passing defense (168.0). Overall, MSU was No. 1 in the rugged SEC in 29 different defensive categories while 10 of those were tops in the country.

## FITZGERALD TAKES SEC QUARTERBACK RUSHING CROWN

**Nick Fitzgerald** became the only quarterback in SEC history to rush for more than 3,000 yards in a career. With his 195-yard outburst in the Bulldogs' 23-9 win against then-No. 6 Auburn on Oct. 6, Fitzgerald passed Florida's Tim Tebow (2006-09) for most career rushing yards by a quarterback in SEC history. He finished his career with 3,607, good for No. 2 overall in MSU career history.

## FIVE BULLDOGS EARN AP ALL-SEC HONORS

Five members of MSU's defense, including three first-team selections, earned a place on the 2018 Associated Press All-SEC teams. DE **Montez Sweat**, DT **Jeffery Simmons** and S **Johnathan Abram** were all tabbed to the AP's All-SEC first team. After earning first team honors last season, Simmons and Sweat were the first defensive line duo in Mississippi State history to win first-team All-SEC laurels from the AP in back-to-back seasons. With its three first-team defensive selections, MSU tied for the conference lead with LSU. LB **Erroll Thompson** and CB **Cameron Dantzler** rounded out the accolades with selections to the AP's All-SEC second team. With five total selections MSU tied LSU for the third-most selections among the SEC, only trailing Alabama (8) and Georgia (7). It was the first time that MSU earned a total of five AP All-SEC honorees since the historic 2014 season. MSU's three first-team selections were its most since the 2000 season when linebacker Mario Haggan, safety Pig Prather, cornerback Fred Smoot and offensive tackle Pork Chop Womack all took home first-team laurels from the AP. It also marked the first time since the 2000 season that MSU's defensive unit earned three AP first-team All-SEC accolades.

## COACHES TABBED FOUR BULLDOGS TO ALL-SEC SQUADS

DE **Montez Sweat** and DT **Jeffery Simmons** both earned spots on the All-SEC Coaches first team, marking the second-consecutive season the duo has brought home first-team honors. They were the first defensive line teammates in MSU history to bring home back-to-back first-team laurels. S **Johnathan Abram** and OG **Deion Calhoun** rounded out MSU's accolades with spots on the All-SEC Coaches second team. Abram is the first MSU's safety to earn an All-SEC nod from the league's coaches since Nickoe Whitley in 2013. MSU's four overall All-SEC selections were the program's most since MSU earned a total of five honorees over the 2014 campaign.

## SHOOP A BROYLES AWARD FINALIST

The leader of college football's top defensive unit, defensive coordinator and safeties coach **Bob Shoop** was one of five finalists for the 2018 Broyles Award, given annually to the nation's top assistant coach. The other finalists were Alabama offensive coordinator Michael Locksley - who won the award - Army defensive coordinator Jay Bateman, Clemson co-offensive coordinator Jeff Scott and Notre Dame offensive coordinator Chip Long. Shoop became the Bulldogs' second ever Broyles Award finalist, joining former defensive coordinator and linebackers coach Joe Lee Dunn (1999).

### OFFENSE





## MISSISSIPPI STATE'S 2018 SEASON BY THE NUMBERS

**300** – MSU rushed for 300 or more yards in four games (twice in league play), the most in the SEC and tied for 13th in the FBS. State's season-high rushing total came at Kansas State (384) in Week 2.

**13** – Four different Bulldogs combined for an SEC-best 13 individual 100-yard rushing performances, led by quarterback **Nick Fitzgerald** who was responsible for seven. In addition to Fitzgerald, running back **Kylin Hill** had three, running back **Aeris Williams** turned in two and quarterback **Keytaon Thompson** added one.

**223.62** – State featured one of the top rushing attacks in the SEC, finishing second for the second straight season with a 223.62 yards per game average. The Bulldogs averaged 5.66 yards per carry, also good for second in the conference. MSU has finished each of the last three seasons averaging at least 200 yards per contest.

**20** – The Bulldogs' eight games with 250 or more yards rushing in 2018 helped them to 20 such games since the start of the 2016 season. MSU is 18-2 in those games. No school in the SEC has topped the 250-yard rushing mark more times than MSU during that span.

**9,814** – Fitzgerald finished his collegiate career as only the second MSU quarterback with 9,000+ career total offense yards (9,814), joining Dak Prescott (11,897). In addition, he finished inside the top 15 in SEC history for career total offense yards.

**101** – With two touchdowns in the Outback Bowl, Fitzgerald became the second player in MSU history (Prescott – 114) to be responsible for 100 or more touchdowns in a career. His 101 touchdowns responsible for are tied with Peyton Manning and Chris Leak for sixth in SEC history.

**46** – Of Fitzgerald's 101 career touchdowns, an MSU record 46 came on the ground. The 46 rushing touchdowns also tied for fourth in SEC history with LSU's Kevin Faulk (1995-98).

**21** – Fitzgerald closed out his MSU tenure with 21 individual 100-yard rushing games, the most in school history and the most by a quarterback in SEC history.

**66** – MSU racked up 66 plays from scrimmage of 20 or more yards, the most by the Bulldogs in a single season since 2015 (68).

### DEFENSE

**29** – Of the 829 plays MSU's opponents' offenses ran during the regular season, only 29 (3.5 percent) gained 25+ yards or resulted in a touchdown. That figure was the best in the nation.

**15** – MSU allowed just 15 touchdowns, the fewest in the country on the year and since 2011 – Alabama (12) and LSU (15).

**103** – State set the single-season school record for tackles for loss with 103, bettering the previous best of 98 set in 2015. Individually, All-Americans defensive tackle **Jeffery Simmons** and defensive end **Montez Sweat** led the Bulldogs with 17 and 14, respectively. MSU's 103 tackles for loss were the second most in the SEC, behind Alabama's 107; however, State led the league in tackles for loss per game (7.92.).

**58.5** – In 26 games played together over the last two seasons, Simmons and Sweat combined for 58.5 tackles for loss. Simmons had 29, while Sweat had 29.5. Simmons finished his three-year career with 32.5, good for sixth in school history.

**0** – The Bulldogs did not allow a rushing touchdown the entire home slate of 2018 and opponents managed only three touchdowns on State in Davis Wade Stadium, spanning 28 quarters. MSU will carry a streak of 10 consecutive quarters without allowing a touchdown at home into 2019.

**2** – MSU and Fresno State were the only teams that did not allow an opponent to score 30 or more points during the entire 2018 season.

**1.09** – MSU's opponents averaged 11.42 possessions per game and the Bulldogs held them to 1.09 points per possession, which ranked fifth in the nation.

**9.93** – Only six defenses in the nation allowed fewer than 10 yards per completion and MSU was one of those. State surrendered 9.93 yards per completion on the year.

**4.85** – The Bulldogs forced opponents to grind out an average of 4.85 plays before scoring a point. That figure was the second best in the country behind national champion Clemson (5.19).

**9** – MSU and Clemson led the nation in games allowing fewer than 14 points (9).

**7** – State's seven games allowing fewer than 100-yards rushing were the most in the SEC and tied for the second most in the nation. MSU was 6-1 in those games.

## 2018 INDIVIDUAL HONORS

### Johnathan Abram, Sr., S

Senior Bowl selection  
Second-Team All-American (The Athletic, SI, CBS Sports, AFCA)  
Third-Team All-American (Associated Press)  
First-Team All-SEC (Associated Press)  
Second-Team All-SEC (Coaches)  
SEC Defensive Player of the Week (vs. Arkansas)

### Deion Calhoun, Sr., OL

Second-Team All-SEC (Coaches)  
SEC Offensive Lineman of the Week (vs. Arkansas)

### Cameron Dantzer, So., CB

Second-Team All-SEC (Associated Press)

### Nick Fitzgerald, Sr., QB

SEC Offensive Player of the Week (vs. Auburn, vs. Texas A&M)  
Davey O'Brien Great 8 Award (vs. Auburn)

### Gerri Green, Sr., DE

Senior Bowl selection  
Wuerffel Trophy nominee  
SEC Community Service Team

### Kylin Hill, So., RB

PFF National Team of the Week (vs. K-State)  
SEC Offensive Player of the Week (vs. K-State)

### Elgton Jenkins, Sr., OL

Senior Bowl selection  
Kent Hull Trophy Winner (top OL in Miss.)  
First-Team All-American (The Athletic)  
SEC Offensive Lineman of the Week (vs. Louisiana, vs. Ole Miss)

### Jamal Peters, Sr., CB

East-West Shrine Game selection

### Bob Shoop, Defensive Coordinator/Safeties

Broyles Award Finalist

### Jeffery Simmons, Jr., DT

Bednarik Award Semifinalist  
Conerly Trophy Winner (top player in Mississippi)  
Second-Team All-American (The Athletic)  
Third-Team All-American (Associated Press)  
First-Team All-SEC (Associated Press, Coaches)  
SEC Defensive Lineman of the Week (vs. Ole Miss)  
No. 28 on ESPN Top Players of 2018

### Montez Sweat, Sr., DE

Senior Bowl selection  
Bednarik Award Semifinalist  
First-Team All-American (FWAA, Sporting News)  
Second-Team All-American (Associated Press, SI, CBS Sports)  
First-Team All-SEC (Associated Press, Coaches)  
Bednarik National Player of the Week (vs. Auburn)  
SEC Defensive Lineman of the Week (vs. K-State, vs. Auburn)  
Senior Bowl Defensive Senior of the Week (vs. K-State)  
No. 18 on ESPN Top Players of 2018

### Erroll Thompson, So., LB

Second-Team All-SEC (Associated Press)

### Darryl Williams, Jr., OL

PFF National Team of the Week (Louisiana)



## 2018 RESULTS

Overall Record: 8-5 • SEC Record: 4-4 • T-4th West

DATE	OPPONENT	RESULT	LOCATION (ATT.)
Sept. 1	Stephen F. Austin (ESPN)	W, 63-6	Starkville, Miss. (54,289)
Sept. 8	at Kansas State (ESPN)	W, 31-10	Manhattan, Kan. (49,784)
Sept. 15	Louisiana (ESPN2)	W, 56-10	Starkville, Miss. (56,505)
Sept. 22	at Kentucky * (ESPN2)	L, 7-28	Lexington, Ky. (60,037)
Sept. 29	Florida * (ESPN)	L, 6-13	Starkville, Miss. (61,406)
Oct. 6	#8/9 Auburn * (ESPN2)	W, 23-9	Starkville, Miss. (60,635)
Oct. 20	at #5/5 LSU * (ESPN)	L, 3-19	Baton Rouge, La. (101,340)
Oct. 27	#16/17 Texas A&M * (ESPN)	W, 28-13	Starkville, Miss. (57,085)
Nov. 3	Louisiana Tech (HC) (SECN)	W, 45-3	Starkville, Miss. (58,709)
Nov. 10	at #1/1 Alabama * (CBS)	L, 0-24	Tuscaloosa, Ala. (101,821)
Nov. 17	Arkansas * (ESPN)	W, 52-6	Starkville, Miss. (57,772)
Nov. 22	at Ole Miss * (ESPN)	W, 35-3	Oxford, Miss. (56,561)
Jan. 1	vs. Iowa ^ (ESPN2)	L, 22-27	Tampa, Fla. (40,518)

\* - denotes SEC game | ^ - denotes Outback Bowl

## TEAM STATISTICS

	MSU	OPP
SCORING	371	171
Points Per Game	28.5	13.2
Points Off Turnovers	69	58
FIRST DOWNS	255	212
Rushing	153	90
Passing	87	98
Penalty	15	24
RUSHING YARDAGE	2907	1236
Yards gained rushing	3190	1697
Yards lost rushing	283	461
Rushing Attempts	514	431
Average Per Rush	5.7	2.9
Average Per Game	223.6	95.1
TDs Rushing	26	7
PASSING YARDAGE	2259	2184
Comp-Att-Int	165-323-10	220-398-13
Average Per Pass	7.0	5.5
Average Per Catch	13.7	9.9
Average Per Game	173.8	168.0
TDs Passing	22	8
TOTAL OFFENSE	5166	3420
Total Plays	837	829
Average Per Play	6.2	4.1
Average Per Game	397.4	263.1
KICK RETURNS: #-Yards	21-436	36-806
PUNT RETURNS: #-Yards	21-116	7-52
INT RETURNS: #-Yards	13-102	10-122
KICK RETURN AVERAGE	20.8	22.4
PUNT RETURN AVERAGE	5.5	7.4
INT RETURN AVERAGE	7.8	12.2
FUMBLES-LOST	9-3	14-7
PENALTIES-Yards	83-748	62-475
Average Per Game	57.5	36.5
PUNTS-Yards	56-2176	72-2876
Average Per Punt	38.9	39.9
Net punt average	37.2	37.8
KICKOFFS-Yards	72-4404	49-3009
Average Per Kick	61.2	61.4
Net kick average	39.9	40.3
TIME OF POSSESSION/Game	31:01	28:59
3RD-DOWN Conversions	71/171	47/177
3rd-Down Pct	42%	27%
4TH-DOWN Conversions	6/17	8/23
4th-Down Pct	35%	35%
SACKS BY-Yards	39-311	25-178
MISC YARDS	0	32
TOUCHDOWNS SCORED	48	15
FIELD GOALS-ATTEMPTS	12-16	22-27
ON-SIDE KICKS	0-0	0-0
RED-ZONE SCORES	(37-42) 88%	(25-34) 74%
RED-ZONE TOUCHDOWNS	(29-42) 69%	(10-34) 29%
PAT-ATTEMPTS	(47-47) 100%	(15-15) 100%
ATTENDANCE	406401	369543
Games/Avg Per Game	7/58057	5/73909

## SCORE BY QUARTERS

	1st	2nd	3rd	4th	OT	Total
Mississippi State	91	107	93	80	0	371
Opponents	33	56	46	36	0	171

## INDIVIDUAL STATISTICS

RUSHING	GP	Att	Gain	Loss	Net	Avg	TD	Long	Avg/G
Nick Fitzgerald	12	221	1321	200	1121	5.1	13	76	93.4
Kylin Hill	11	117	749	15	734	6.3	4	52	66.7
Aeris Williams	12	85	534	10	524	6.2	3	29	43.7
Keytaon Thompson	9	24	226	0	226	9.4	4	25	25.1
Nick Gibson	9	27	212	7	205	7.6	1	62	22.8
Dontavian Lee	13	19	82	0	82	4.3	1	13	6.3
Jalen Mayden	3	7	32	0	32	4.6	0	14	10.7
Robert Rivers	3	5	31	0	31	6.2	0	9	10.3
Logan Burnett	2	1	3	0	3	3.0	0	3	1.5
TEAM	7	8	0	51	-51	-6.4	0	0	-7.3
<b>Total</b>	<b>13</b>	<b>514</b>	<b>3190</b>	<b>283</b>	<b>2907</b>	<b>5.7</b>	<b>26</b>	<b>76</b>	<b>223.6</b>
<b>Opponents</b>	<b>13</b>	<b>431</b>	<b>1697</b>	<b>461</b>	<b>1236</b>	<b>2.9</b>	<b>7</b>	<b>41</b>	<b>95.1</b>

PASSING	GP	Effic	Cmp-Att-Int	Pct	Yards	TD	Long	Avg/G
Nick Fitzgerald	12	116.8	145-281-9	51.6	1767	16	84	147.2
Keytaon Thompson	9	190.4	18-39-1	46.2	458	6	84	50.9
Jalen Mayden	3	87.8	1-2-0	50.0	9	0	9	3.0
Logan Burnett	2	310.0	1-1-0	100.0	25	0	25	12.5
<b>Total</b>	<b>13</b>	<b>126.1</b>	<b>165-323-10</b>	<b>51.1</b>	<b>2259</b>	<b>22</b>	<b>84</b>	<b>173.8</b>
<b>Opponents</b>	<b>13</b>	<b>101.5</b>	<b>220-398-13</b>	<b>55.3</b>	<b>2184</b>	<b>8</b>	<b>75</b>	<b>168.0</b>

RECEIVING	GP	No.	Yards	Avg	TD	Long	Avg/G
Osirus Mitchell	13	26	427	16.4	4	84	32.8
Kylin Hill	11	22	176	8.0	4	53	16.0
Stephen Guidry	13	19	440	23.2	3	84	33.8
Dedrick Thomas	13	19	256	13.5	2	44	19.7
Justin Johnson	13	17	238	14.0	1	37	18.3
Farrod Green	13	11	81	7.4	0	13	6.2
Keith Mixon	10	10	137	13.7	2	25	13.7
Austin Williams	13	10	137	13.7	3	33	10.5
Aeris Williams	12	9	100	11.1	1	27	8.3
Jesse Jackson	13	9	90	10.0	1	24	6.9
Nick Gibson	9	5	36	7.2	0	12	4.0
Dontea Jones	12	4	66	16.5	1	21	5.5
Devonta Jason	13	2	42	21.0	0	25	3.2
Brad Cumbest	3	1	21	21.0	0	21	7.0
Malik Dear	11	1	12	12.0	0	12	1.1
<b>Total</b>	<b>13</b>	<b>165</b>	<b>2259</b>	<b>13.7</b>	<b>22</b>	<b>84</b>	<b>173.8</b>
<b>Opponents</b>	<b>13</b>	<b>220</b>	<b>2184</b>	<b>9.9</b>	<b>8</b>	<b>75</b>	<b>168.0</b>

PUNT RETURNS	No.	Yards	Avg	TD	Long
Keith Mixon	11	72	6.5	0	22
Dedrick Thomas	6	35	5.8	0	27
Malik Dear	3	9	3.0	0	9
Aaron Brule	1	0	0.0	0	0
<b>Total</b>	<b>21</b>	<b>116</b>	<b>5.5</b>	<b>0</b>	<b>27</b>
<b>Opponents</b>	<b>7</b>	<b>52</b>	<b>7.4</b>	<b>0</b>	<b>33</b>

KICK RETURNS	No.	Yards	Avg	TD	Long
Brian Cole	10	225	22.5	0	40
Dedrick Thomas	6	109	18.2	0	22
Jamal Peters	2	32	16.0	0	19
Malik Dear	2	54	27.0	0	27
Marcus Murphy	1	16	16.0	0	16
<b>Total</b>	<b>21</b>	<b>436</b>	<b>20.8</b>	<b>0</b>	<b>40</b>
<b>Opponents</b>	<b>36</b>	<b>806</b>	<b>22.4</b>	<b>0</b>	<b>71</b>



Cameron Dantzler

INTERCEPTIONS	No.	Yards	Avg	TD	Long
Cameron Dantzler	2	8	4.0	0	7
Willie Gay Jr.	2	49	24.5	0	46
Erroll Thompson	2	0	0.0	0	0
Johnathan Abram	2	9	4.5	0	9
C.J. Morgan	2	7	3.5	0	7
Stephen Adegoke	1	29	29.0	0	29
Maurice Smitherman	1	0	0.0	0	0
Brian Cole	1	0	0.0	0	0
<b>Total</b>	<b>13</b>	<b>102</b>	<b>7.8</b>	<b>0</b>	<b>46</b>
<b>Opponents</b>	<b>10</b>	<b>122</b>	<b>12.2</b>	<b>0</b>	<b>35</b>

FUMBLE RETURNS	No.	Yards	Avg	TD	Long
Willie Gay Jr.	1	0	0.0	0	0
Johnathan Abram	1	6	6.0	0	6
Mark McLaurin	1	-2	-2.0	0	0
<b>Total</b>	<b>3</b>	<b>4</b>	<b>1.3</b>	<b>0</b>	<b>6</b>
<b>Opponents</b>	<b>1</b>	<b>0</b>	<b>0.0</b>	<b>0</b>	<b>0</b>

SCORING	TD	FGs	Kick	Rush	Rcv	Pass	DXP	Saf	Points
Nick Fitzgerald	13	0-0	0-0	0-0	0	0-1	0	0	78
Jace Christmann	0	12-16	41-41	0-0	0	0-0	0	0	77
Kylin Hill	8	0-0	0-0	0-0	0	0-0	0	0	48
Aeris Williams	4	0-0	0-0	0-0	0	0-0	0	0	24
Osirus Mitchell	4	0-0	0-0	0-0	0	0-0	0	0	24
Keytaon Thompson	4	0-0	0-0	0-0	0	0-0	0	0	24
Austin Williams	3	0-0	0-0	0-0	0	0-0	0	0	18
Stephen Guidry	3	0-0	0-0	0-0	0	0-0	0	0	18
Dedrick Thomas	2	0-0	0-0	0-0	0	0-0	0	0	12
Keith Mixon	2	0-0	0-0	0-0	0	0-0	0	0	12
Justin Johnson	1	0-0	0-0	0-0	0	0-0	0	0	6
Jesse Jackson	1	0-0	0-0	0-0	0	0-0	0	0	6
Jordan Lawless	0	0-0	6-6	0-0	0	0-0	0	0	6
Dontavian Lee	1	0-0	0-0	0-0	0	0-0	0	0	6
Dontea Jones	1	0-0	0-0	0-0	0	0-0	0	0	6
Nick Gibson	1	0-0	0-0	0-0	0	0-0	0	0	6
<b>Total</b>	<b>48</b>	<b>12-16</b>	<b>47-47</b>	<b>0-0</b>	<b>0</b>	<b>0-1</b>	<b>0</b>	<b>0</b>	<b>371</b>
<b>Opponents</b>	<b>15</b>	<b>22-27</b>	<b>15-15</b>	<b>0-0</b>	<b>0</b>	<b>0-0</b>	<b>0</b>	<b>0</b>	<b>171</b>

TOTAL OFFENSE	GP	Plays	Rush	Pass	Total	Avg/G
Nick Fitzgerald	12	502	1121	1767	2888	240.7
Kylin Hill	11	117	734	0	734	66.7
Keytaon Thompson	9	63	226	458	684	76.0
Aeris Williams	12	85	524	0	524	43.7
Nick Gibson	9	27	205	0	205	22.8
Dontavian Lee	13	19	82	0	82	6.3
Jalen Mayden	3	9	32	9	41	13.7
Robert Rivers	3	5	31	0	31	10.3
Logan Burnett	2	2	3	25	28	14.0
TEAM	7	8	-51	0	-51	-7.3
<b>Total</b>	<b>13</b>	<b>837</b>	<b>2907</b>	<b>2259</b>	<b>5166</b>	<b>397.4</b>
<b>Opponents</b>	<b>13</b>	<b>829</b>	<b>1236</b>	<b>2184</b>	<b>3420</b>	<b>263.1</b>

FIELD GOALS	Made-Att	Pct	01-19	20-29	30-39	40-49	50-99	Long	Blkd
Jace Christmann	12-16	75.0	2-2	2-2	4-5	4-7	0-0	47	1

FG SEQUENCE	MSU	Opp
Stephen F. Austin	40	(36), (33)
Kansas State	(30), 44	(26), 52
Louisiana	-	(38)
Kentucky	-	36
Florida	(34), (39)	(39), (21)
Auburn	(25), (47), (32), 31	(47), 50, (38), (24)
LSU	(19)	(25), (38), (29), (40)
Texas A&M	-	49, (34), (41)
Louisiana Tech	(47)	(46)
Alabama	41	(49)
Arkansas	(19)	43, (36), (32)
Ole Miss	-	(32)
Iowa	(44), (42), (20)	(44), (40)

PUNTING	No.	Yards	Avg	Long	TB	FC	I20	50+	Blkd
Tucker Day	47	1851	39.4	70	2	19	13	4	0
Kody Schexnayder	9	325	36.1	47	0	4	1	0	0
<b>Total</b>	<b>56</b>	<b>2176</b>	<b>38.9</b>	<b>70</b>	<b>2</b>	<b>23</b>	<b>14</b>	<b>4</b>	<b>0</b>
<b>Opponents</b>	<b>72</b>	<b>2876</b>	<b>39.9</b>	<b>65</b>	<b>2</b>	<b>26</b>	<b>28</b>	<b>6</b>	<b>0</b>

KICKOFFS	No.	Yards	Avg	TB	OB	Retn	Net	YdLn
Scott Goodman	69	4280	62.0	29	2			
Jace Christmann	3	124	41.3	0	0			
<b>Total</b>	<b>72</b>	<b>4404</b>	<b>61.2</b>	<b>29</b>	<b>2</b>	<b>22.4</b>	<b>39.9</b>	<b>25</b>
<b>Opponents</b>	<b>49</b>	<b>3009</b>	<b>61.4</b>	<b>24</b>	<b>2</b>	<b>20.8</b>	<b>40.3</b>	<b>24</b>

ALL PURPOSE	GP	Rush	Rcv	PR	KR	IR	Total	Avg/G
Nick Fitzgerald	12	1121	0	0	0	0	1121	93.4
Kylin Hill	11	734	176	0	0	0	910	82.7
Aeris Williams	12	524	100	0	0	0	624	52.0
Stephen Guidry	13	0	440	0	0	0	440	33.8
Osirus Mitchell	13	0	427	0	0	0	427	32.8
Dedrick Thomas	13	0	256	35	109	0	400	30.8
Nick Gibson	9	205	36	0	0	0	241	26.8
Justin Johnson	13	0	238	0	0	0	238	18.3
Keytaon Thompson	9	226	0	0	0	0	226	25.1
Brian Cole	5	0	0	0	225	0	225	45.0
Keith Mixon	10	0	137	72	0	0	209	20.9
Austin Williams	13	0	137	0	0	0	137	10.5
Jesse Jackson	13	0	90	0	0	0	90	6.9
Dontavian Lee	13	82	0	0	0	0	82	6.3
Farrod Green	13	0	81	0	0	0	81	6.2
Malik Dear	11	0	12	9	54	0	75	6.8
Dontea Jones	12	0	66	0	0	0	66	5.5
Willie Gay Jr.	13	0	0	0	0	49	49	3.8
Devonta Jason	13	0	42	0	0	0	42	3.2
Jalen Mayden	3	32	0	0	0	0	32	10.7
Jamal Peters	10	0	0	0	32	0	32	3.2
Robert Rivers	3	31	0	0	0	0	31	10.3
Stephen Adegoke	13	0	0	0	0	29	29	2.2
Brad Cumbest	3	0	21	0	0	0	21	7.0
Marcus Murphy	12	0	0	0	16	0	16	1.3
Johnathan Abram	13	0	0	0	0	9	9	0.7
Cameron Dantzler	13	0	0	0	0	8	8	0.6
C.J. Morgan	13	0	0	0	0	7	7	0.5
Logan Burnett	2	3	0	0	0	0	3	1.5
TEAM	7	-51	0	0	0	0	-51	-7.3
<b>Total</b>	<b>13</b>	<b>2907</b>	<b>2259</b>	<b>116</b>	<b>436</b>	<b>102</b>	<b>5820</b>	<b>447.7</b>
<b>Opponents</b>	<b>13</b>	<b>1236</b>	<b>2184</b>	<b>52</b>	<b>806</b>	<b>122</b>	<b>4400</b>	<b>338.5</b>





Johnathan Abram (left) &amp; Mark McLaurin (right)



Erroll Thompson

#	Player	GP	Tackles-----L			TFL-Yds	Sacks No-Yds	Pass Defense-----L			QBH	Fumbles Rcv-Yds	FF	Kick	Saf
			Solo	Ast	Total			Int-Yds	BU	PD					
38	Johnathan Abram	13	53	46	99	9.0-36	3.0-18	2-9	5	7	5	1-6	1	.	.
40	Erroll Thompson	13	31	56	87	9.0-34	3.5-26	2-0	.	2	3	.	.	.	.
41	Mark McLaurin	13	41	33	74	4.5-13	.	.	4	4	3	1- -2	1	.	.
94	Jeffery Simmons	13	25	38	63	17.0-49	2.0-15	.	4	4	7	.	1	.	.
9	Montez Sweat	13	27	26	53	14.0-100	11.5-96	.	.	.	7	.	1	.	.
6	Willie Gay Jr.	13	20	28	48	5.5-47	5.0-46	2-49	1	3	5	1-0	.	.	.
10	Leo Lewis	12	23	22	45	3.0-4	.	.	1	1	1	.	.	.	.
3	Cameron Dantzler	13	32	11	43	2.0-12	1.0-9	2-8	9	11	1	.	.	.	.
2	Jamal Peters	10	24	9	33	1.0-1	.	.	4	4	.	.	.	.	.
4	Gerri Green	13	8	23	31	6.5-30	3.5-26	.	1	1	1	.	.	.	.
5	Chauncey Rivers	13	8	16	24	7.0-29	2.5-19	.	.	.	4	.	.	.	.
8	Maurice Smitherman	13	11	12	23	.	.	1-0	3	4	.	.	1	.	.
95	Braxton Hoyett	12	8	14	22	2.5-11	1.0-9	.	.	.	1	1-0	.	.	.
52	Kobe Jones	13	12	10	22	6.5-14	.	.	.	.	2	1-0	.	.	.
11	Jaquarius Landrews	10	10	11	21	4.5-32	3.0-30	.	5	5	1	.	.	.	.
50	Tim Washington	13	5	16	21	1.5-3	.	.	.	.	.	.	.	.	.
29	C.J. Morgan	13	13	7	20	.	.	2-7	1	3	.	.	.	.	.
43	Fletcher Adams	13	7	13	20	2.0-10	1.0-8	.	.	.	4	.	.	.	.
24	Chris Rayford	13	11	2	13	1.0-16	.	.	4	4	2	1-0	1	.	.
34	Cory Thomas	12	4	8	12	1.5- 8	1.0-8	.	.	.	.	.	.	.	.
90	Grant Harris	13	3	9	12	0.5-2	.	.	.	.	2	.	.	.	.
97	Lee Autry	13	2	9	11	.	.	.	.	.	.	.	.	.	.
32	Brian Cole	5	5	6	11	3.0-7	1.0-1	1-0	.	1	.	.	.	.	.
19	Stephen Adegoke	13	5	4	9	.	.	1-29	1	2	.	.	1	.	.
7	Marcus Murphy	12	5	2	7	0.5-1	.	.	1	1	.	.	.	.	.
13	Tyler Williams	9	4	2	6	.	.	.	1	1	.	.	.	.	.
28	Dontavian Lee	13	2	3	5	.	.	.	.	.	.	.	.	.	.
96	Tre Brown	13	1	4	5	.	.	.	.	.	.	.	.	.	.
53	Cameron Miller	13	2	1	3	0.5-1	.	.	.	.	.	.	.	.	.
48	Scott Goodman	13	2	1	3	.	.	.	.	.	.	.	.	.	.
14	Nathaniel Watson	2	2	1	3	.	.	.	.	.	.	.	.	.	.
21	Jaylon Reed	3	2	1	3	.	.	.	.	.	.	.	.	.	.
42	Marquiss Spencer	4	1	2	3	0.5-1	.	.	.	.	1	.	.	.	.
91	James Jackson	4	1	1	2	.	.	.	.	.	.	.	.	.	.
26	Alec Murphy	8	1	1	2	.	.	.	.	.	.	.	.	.	.
44	Jett Johnson	2	.	2	2	.	.	.	.	.	.	.	.	.	.
30	Sh'mar Kilby-Lane	6	.	2	2	.	.	.	.	.	.	.	.	.	.
TM	TEAM	7	.	1	1	.	.	.	.	.	.	.	.	.	.
18	Aaron Brule	4	.	1	1	.	.	.	.	.	.	.	.	.	.
51	R.J. Jennings	9	.	1	1	.	.	.	.	.	.	.	.	.	.
78	Tyre Phillips	13	1	.	1	.	.	.	.	.	.	.	.	.	.
42	Tucker Day	13	.	1	1	.	.	.	.	.	.	.	.	.	.
27	K. Schexnayder	13	.	1	1	.	.	.	.	.	.	.	.	.	.
61	Deion Calhoun	13	1	.	1	.	.	.	.	.	.	.	.	.	.
3	Devonta Jason	13	1	.	1	.	.	.	.	.	.	.	.	.	.
17	Aaron Odom	2	.	1	1	.	.	.	.	.	.	.	.	.	.
16	Korey Charles	7	1	.	1	.	.	.	.	.	.	.	.	.	.
12	Shawn Preston	1	1	.	1	.	.	.	.	.	.	.	.	.	.
2	Dedrick Thomas	13	1	.	1	.	.	.	.	.	.	.	.	.	.
87	Osirus Mitchell	13	1	.	1	.	.	.	.	.	.	.	.	.	.
1	Stephen Guidry	13	1	.	1	.	.	.	.	.	.	.	.	.	.
8	Kylin Hill	11	1	.	1	.	.	.	.	.	.	.	.	.	.
7	Nick Fitzgerald	12	1	.	1	.	.	.	.	.	.	.	.	.	.
66	Joel Baldwin	13	.	.	.	.	.	.	.	.	.	1-0	.	.	.
Total		13	421	458	879	103-461	39-311	13-102	45	58	50	7-4	7	.	.



## MSU OFFENSIVE GAME-BY-GAME STARTERS

Game	WR (X)	WR (H)	WR (Z)	LT	LG	C	RG	RT	TE	RB	QB
Stephen F. Austin	Guidry	Au. Williams	Mitchell	Eiland	D. Williams	Jenkins	Calhoun	Reese	Ju. Johnson	Hill	K. Thompson
at Kansas State	Guidry	Au. Williams	Mitchell	Eiland	D. Williams	Jenkins	Calhoun	Reese	Ju. Johnson	Hill	Fitzgerald
Louisiana	Guidry	Au. Williams	Mitchell	Eiland	D. Williams	Jenkins	Calhoun	Reese	Ju. Johnson	Hill	Fitzgerald
at Kentucky	Guidry	Au. Williams	Mitchell	Eiland	D. Williams	Jenkins	Calhoun	Reese	Ju. Johnson	Hill	Fitzgerald
Florida	Guidry	D. Thomas	Mitchell	Eiland	D. Williams	Jenkins	Calhoun	Reese	Ju. Johnson	Hill	Fitzgerald
Auburn	Jackson	D. Thomas	Mitchell	Eiland	Story	Jenkins	Calhoun	Reese	Ju. Johnson	Hill	Fitzgerald
at LSU	Jackson	D. Thomas	Mitchell	Eiland	D. Williams	Jenkins	Calhoun	Reese	Ju. Johnson	Hill	Fitzgerald
Texas A&M	Jackson	D. Thomas	Mitchell	Eiland	D. Williams	Jenkins	Calhoun	Reese	Ju. Johnson	Williams	Fitzgerald
Louisiana Tech	Jackson	D. Thomas	Mitchell	Eiland	D. Williams	Jenkins	Calhoun	Reese	Ju. Johnson	Hill	Fitzgerald
at Alabama	Jackson	D. Thomas	Mitchell	Eiland	D. Williams	Jenkins	Calhoun	Reese	Ju. Johnson	Hill	Fitzgerald
Arkansas	Jackson	D. Thomas	Mitchell	Eiland	D. Williams	Jenkins	Calhoun	Reese	Ju. Johnson	Williams	Fitzgerald
at Ole Miss	Jackson	D. Thomas	Mitchell	Eiland	D. Williams	Jenkins	Calhoun	Reese	Ju. Johnson	Hill	Fitzgerald
vs. Iowa	Jackson	Au. Williams	Mitchell	Eiland	D. Williams	Jenkins	Calhoun	Reese	Ju. Johnson	Hill	Fitzgerald

## MSU DEFENSIVE GAME-BY-GAME STARTERS

Game	DE	DT	NG	DE	WLB	MLB	S/LB	CB	FS	SS	CB
Stephen F. Austin	Sweat	Hoyett	Simmons	Green	Lewis	E. Thompson	Cole (Star)	Peters	McLaurin	Abram	Dantzler
at Kansas State	Sweat	Hoyett	Simmons	Green	Lewis	E. Thompson	Gay Jr.	Peters	McLaurin	Abram	Dantzler
Louisiana	Sweat	Hoyett	Simmons	Green	Lewis	E. Thompson	Cole (Star)	Peters	McLaurin	Rayford	Dantzler
at Kentucky	Sweat	Hoyett	Simmons	Green	Lewis	E. Thompson	Cole (Star)	Rayford	McLaurin	Abram	Dantzler
Florida	Sweat	Hoyett	Simmons	Green	Lewis	E. Thompson	Cole (Star)	Smitherman	McLaurin	Abram	Dantzler
Auburn	Sweat	Hoyett	Simmons	Green	Lewis	E. Thompson	Landrews	Smitherman	McLaurin	Abram	Dantzler
at LSU	Sweat	Hoyett	Simmons	Green	Lewis	E. Thompson	Gay Jr.	Brown (DT)	K. Jones (DT)	Adams (DT)	Dantzler
Texas A&M	Sweat	Autry	Simmons	Green	Lewis	E. Thompson	Landrews	Peters	McLaurin	Abram	Dantzler
Louisiana Tech	Sweat	Hoyett	Simmons	Green	Lewis	E. Thompson	Landrews	Peters	McLaurin	Abram	Dantzler
at Alabama	Sweat	Hoyett	Simmons	Green	Gay Jr.	E. Thompson	Abram	Peters	McLaurin	Morgan	Dantzler
Arkansas	Sweat	Harris	Brown	Green	Gay Jr.	E. Thompson	Abram (Star)	Peters	McLaurin	Morgan	Dantzler
at Ole Miss	Sweat	Hoyett	Simmons	Green	Gay Jr.	E. Thompson	Abram (Star)	Peters	McLaurin	Morgan	Dantzler
vs. Iowa	Adams	Hoyett	Simmons	Green	Lewis	E. Thompson	Gay Jr.	Peters	McLaurin	Abram	Dantzler

## CAREER STARTS BY POSITION (2018 ROSTER)

## OFFENSE

## LT

Greg Eiland - 17  
Elgton Jenkins - 5

## LG

Darryl Williams - 25  
Michael Story - 3  
Elgton Jenkins - 2

## C

Elgton Jenkins - 26

## RG

Deion Calhoun - 36

## RT

Stewart Reese - 26  
Elgton Jenkins - 1

## TE

Farrod Green - 21  
Justin Johnson - 15

## WR

Jesse Jackson - 17  
Osirus Mitchell - 13  
Malik Dear - 9  
Keith Mixon - 8  
Dedrick Thomas - 8  
Stephen Guidry - 5  
Austin Williams - 5

## RB

Aeris Williams - 17  
Kylin Hill - 11  
Nick Gibson - 1

## QB

Nick Fitzgerald - 36  
Keytaon Thompson - 2

## DEFENSE

## DE

Montez Sweat - 18  
Gerri Green - 12  
Fletcher Adams - 7

## DT

Jeffery Simmons - 28  
Braxton Hoyett - 21  
Cory Thomas - 6  
Tre Brown - 3  
Fletcher Adams - 1  
Kobe Jones - 1  
Lee Autry - 1  
Grant Harris - 1

## LB

Leo Lewis - 34  
Erroll Thompson - 16  
Gerri Green - 15  
Montez Sweat - 7  
Willie Gay Jr. - 6

## S

Mark McLaurin - 30  
Johnathan Abram - 18  
Jamal Peters - 2  
Brian Cole - 2  
Jaquarius Landrews - 2  
C.J. Morgan - 2  
Chris Rayford - 1

## CB

Jamal Peters - 15  
Cameron Dantzler - 13  
Chris Rayford - 9  
Maurice Smitherman - 2



Kylin Hill



Osirus Mitchell

#	Name	GP/GS	SFA	K-STATE	LA	UK	UF	AU	LSU	TAMU	LATECH	UA	AR	OM	IOWA
38	Johnathan Abram	13/11	START	START	XXX	START	START	START	XXX	START	START	START	START	START	START
43	Fletcher Adams	13/2	XXX	XXX	XXX	XXX	XXX	XXX	START	XXX	XXX	XXX	XXX	XXX	START
19	Stephen Adegoke	13/-	XXX	XXX	XXX	XXX	XXX	XXX	XXX	XXX	XXX	XXX	XXX	XXX	XXX
25	Somon Anderson	2/-	XXX	...	XXX	...	...	...	...	...	...	...	...	...	...
97	Lee Autry	13/1	XXX	XXX	XXX	XXX	XXX	XXX	XXX	START	XXX	XXX	XXX	XXX	XXX
66	Joel Baldwin	13/-	XXX	XXX	XXX	XXX	XXX	XXX	XXX	XXX	XXX	XXX	XXX	XXX	XXX
96	Tre Brown	13/2	XXX	XXX	XXX	XXX	XXX	XXX	START	XXX	XXX	XXX	START	XXX	XXX
18	Aaron Brule	4/-	XXX	...	XXX	...	...	XXX	...	...	...	...	...	...	XXX
16	Logan Burnett	2/-	XXX	...	XXX	...	...	...	...	...	...	...	...	...	...
61	Deion Cathoun	13/13	START	START	START	START	START	START	START	START	START	START	START	START	START
70	Tommy Champion	6/-	...	...	XXX	...	...	...	...	...	XXX	XXX	XXX	XXX	XXX
16	Korey Charles	7/-	XXX	...	XXX	...	XXX	...	...	...	XXX	XXX	XXX	XXX	...
47	Jace Christmann	13/-	XXX	XXX	XXX	XXX	XXX	XXX	XXX	XXX	XXX	XXX	XXX	XXX	XXX
32	Brian Cole	5/4	START	XXX	START	START	START	...	...	...	...	...	...	...	...
26	London Craft	2/-	XXX	...	XXX	...	...	...	...	...	...	...	...	...	...
84	Jaden Crumedy	2/-	XXX	...	...	...	...	...	...	...	XXX	...	...	...	...
25	Brad Cumbest	3/-	XXX	...	XXX	...	...	...	...	...	XXX	...	...	...	...
3	Cam Dantzler	13/13	START	START	START	START	START	START	START	START	START	START	START	START	START
42	Tucker Day	13/-	XXX	XXX	XXX	XXX	XXX	XXX	XXX	XXX	XXX	XXX	XXX	XXX	XXX
9	Malik Dear	11/-	...	...	XXX	XXX	XXX	XXX	XXX	XXX	XXX	XXX	XXX	XXX	XXX
20	Taury Dixon	10/-	XXX	...	...	...	XXX	XXX	XXX	XXX	XXX	XXX	XXX	XXX	XXX
58	Tyler Dunning	1/-	XXX	...	...	...	...	...	...	...	...	...	...	...	...
55	Greg Eiland	13/13	START	START	START	START	START	START	START	START	START	START	START	START	START
7	Nick Fitzgerald	12/12	...	START	START	START	START	START	START	START	START	START	START	START	START
23	Raymond Freeman	2/-	XXX	...	XXX	...	...	...	...	...	...	...	...	...	...
27	Esaias Furdge	2/-	XXX	...	...	...	...	...	...	...	XXX	...	...	...	...
18	Cameron Gardner	3/-	XXX	...	XXX	...	...	...	...	...	XXX	...	...	...	...
6	Willie Gay Jr.	13/6	XXX	START	XXX	XXX	XXX	XXX	START	XXX	XXX	START	START	START	START
21	Nick Gibson	9/-	XXX	XXX	XXX	...	...	...	XXX	XXX	XXX	...	XXX	XXX	XXX
48	Scott Goodman	13/-	XXX	XXX	XXX	XXX	XXX	XXX	XXX	XXX	XXX	XXX	XXX	XXX	XXX
38	Cason Grant	3/-	XXX	...	XXX	...	...	...	...	...	XXX	...	...	...	...
82	Farrod Green	13/-	XXX	XXX	XXX	XXX	XXX	XXX	XXX	XXX	XXX	XXX	XXX	XXX	XXX
4	Gerri Green	13/13	START	START	START	START	START	START	START	START	START	START	START	START	START
35	Landon Guidry	8/-	XXX	...	XXX	...	...	XXX	...	XXX	XXX	XXX	XXX	XXX	...
1	Stephen Guidry	13/5	START	START	START	START	START	XXX	XXX	XXX	XXX	XXX	XXX	XXX	XXX
90	Grant Harris	13/1	XXX	XXX	XXX	XXX	XXX	XXX	XXX	XXX	XXX	XXX	START	XXX	XXX
8	Kylin Hill	11/11	START	START	START	START	START	START	START	...	START	START	...	START	START
95	Braxton Hoyett	12/11	START	START	START	START	START	START	START	...	START	START	XXX	START	START
91	James Jackson	4/-	XXX	...	XXX	...	XXX	...	...	...	...	...	XXX	...	...
86	Jesse Jackson	13/8	XXX	XXX	XXX	XXX	XXX	START	START	START	START	START	START	START	START
3	Devonta Jason	13/-	XXX	XXX	XXX	XXX	XXX	XXX	XXX	XXX	XXX	XXX	XXX	XXX	XXX
74	Elgton Jenkins	13/13	START	START	START	START	START	START	START	START	START	START	START	START	START
51	R.J. Jennings	9/-	XXX	...	XXX	...	...	XXX	XXX	XXX	XXX	XXX	XXX	XXX	...
44	Jett Johnson	2/-	XXX	...	...	...	...	...	...	...	XXX	...	...	...	...
81	Justin Johnson	13/13	START	START	START	START	START	START	START	START	START	START	START	START	START
69	Kwatrivous Johnson	2/-	...	...	XXX	...	...	...	...	...	XXX	...	...	...	...
84	Dontea Jones	12/-	XXX	XXX	XXX	XXX	XXX	XXX	XXX	...	XXX	XXX	XXX	XXX	XXX





#	Name	GP/GS	SFA	K-STATE	LA	UK	UF	AU	LSU	TAMU	LATECH	UA	AR	OM	IOWA
92	Kendell Jones	1/-	...	...	...	...	...	...	...	...	XXX	...	...	...	...
52	Kobe Jones	13/1	XXX	XXX	XXX	XXX	XXX	XXX	START	XXX	XXX	XXX	XXX	XXX	XXX
30	Shi'mar Kilby-Lane	6/-	XXX	...	XXX	XXX	...	...	XXX	XXX	XXX	...	...	...	...
12	Rip Kirk	2/-	...	...	XXX	...	...	...	...	...	...	...	XXX	...	...
11	Jaquarius Landreus	10/3	XXX	XXX	XXX	XXX	XXX	START	XXX	START	START	...	...	...	XXX
26	Jordan Lawless	2/-	XXX	...	...	...	...	...	...	...	...	...	XXX	...	...
28	Dontavian Lee	13/-	XXX	XXX	XXX	XXX	XXX	XXX	XXX	XXX	XXX	XXX	XXX	XXX	XXX
10	Leo Lewis	12/10	START	START	START	START	START	START	START	START	START	...	XXX	XXX	START
54	Fabien Lovett	2/-	XXX	...	...	...	...	...	...	...	XXX	...	...	...	...
14	Jalen Mayden	3/-	XXX	...	XXX	...	...	...	...	...	XXX	...	...	...	...
41	Mark McLaurin	13/12	START	START	START	START	START	START	XXX	START	START	START	START	START	START
53	Cameron Miller	13/-	XXX	XXX	XXX	XXX	XXX	XXX	XXX	XXX	XXX	XXX	XXX	XXX	XXX
54	Blake Mitchell	4/-	XXX	...	XXX	...	...	...	...	...	XXX	...	XXX	...	...
87	Osirus Mitchell	13/13	START	START	START	START	START	START	START	START	START	START	START	START	START
23	Keith Mixon	10/-	XXX	XXX	XXX	XXX	XXX	XXX	XXX	...	XXX	...	XXX	XXX	...
29	C.J. Morgan	13/3	XXX	XXX	XXX	XXX	XXX	XXX	XXX	XXX	XXX	START	START	START	XXX
26	Alec Murphy	8/-	XXX	XXX	XXX	XXX	XXX	...	...	...	...	...	XXX	XXX	XXX
7	Marcus Murphy	12/-	XXX	XXX	XXX	XXX	XXX	...	XXX	XXX	XXX	XXX	XXX	XXX	XXX
13	Travis O'Connor	3/-	XXX	...	XXX	...	...	...	...	...	XXX	...	...	...	...
17	Aaron Odom	2/-	XXX	...	...	...	...	...	...	...	XXX	...	...	...	...
56	Dareuan Parker	13/-	XXX	XXX	XXX	XXX	XXX	XXX	XXX	XXX	XXX	XXX	XXX	XXX	XXX
2	Jamal Peters	10/9	START	START	START	...	...	...	XXX	START	START	START	START	START	START
78	Tyre Phillips	13/-	XXX	XXX	XXX	XXX	XXX	XXX	XXX	XXX	XXX	XXX	XXX	XXX	XXX
12	Shawn Preston	1/-	XXX	...	...	...	...	...	...	...	...	...	...	...	...
24	Chris Rayford	13/2	XXX	XXX	START	START	XXX	XXX	XXX	XXX	XXX	XXX	XXX	XXX	XXX
48	Chris Redmon	1/-	XXX	...	...	...	...	...	...	...	...	...	...	...	...
21	Jaylon Reed	3/-	XXX	...	XXX	...	...	...	...	...	XXX	...	...	...	...
51	Stewart Reese	13/13	START	START	START	START	START	START	START	START	START	START	START	START	START
5	Chauncey Rivers	13/-	XXX	XXX	XXX	XXX	XXX	XXX	XXX	XXX	XXX	XXX	XXX	XXX	XXX
33	Robert Rivers	3/-	...	...	XXX	...	XXX	...	...	...	XXX	...	...	...	...
80	Christian Roberson	3/-	XXX	...	...	...	...	...	...	...	XXX	...	XXX	...	...
45	Devon Robinson	1/-	XXX	...	...	...	...	...	...	...	...	...	...	...	...
27	Kody Schexnayder	13/-	XXX	XXX	XXX	XXX	XXX	XXX	XXX	XXX	XXX	XXX	XXX	XXX	XXX
33	Joshua Short	1/-	XXX	...	...	...	...	...	...	...	...	...	...	...	...
94	Jeffery Simmons	13/12	START	START	START	START	START	START	START	START	START	START	XXX	START	START
8A	Maurice Smitherman	13/2	XXX	XXX	XXX	XXX	START	START	XXX	XXX	XXX	XXX	XXX	XXX	XXX
42	Marquiss Spencer	4/-	XXX	XXX	XXX	XXX	...	...	...	...	...	...	...	...	...
18	Geor'quarius Spivey	3/-	XXX	...	XXX	...	...	...	...	...	XXX	...	...	...	...
75	Michael Story	9/1	...	...	XXX	...	XXX	START	XXX	...	XXX	XXX	XXX	XXX	XXX
77	Cordavien Suggs	1/-	...	...	...	...	...	...	...	...	...	...	XXX	...	...
39	Nathan Swanson	2/-	XXX	...	...	...	...	...	...	...	...	...	XXX	...	...
9	Montez Sweat	13/12	START	START	START	START	START	START	START	START	START	START	START	START	XXX
34	Cory Thomas	12/-	XXX	XXX	...	XXX	XXX	XXX	XXX	XXX	XXX	XXX	XXX	XXX	XXX
2	Dedrick Thomas	13/8	XXX	XXX	XXX	XXX	START	START	START	START	START	START	START	START	XXX
40	Erroll Thompson	13/13	START	START	START	START	START	START	START	START	START	START	START	START	START
10	Keytaon Thompson	9/1	START	XXX	XXX	...	XXX	...	XXX	XXX	XXX	...	XXX	...	XXX
65	Sherman Timbs	1/-	XXX	...	...	...	...	...	...	...	...	...	...	...	...
88	Powers Warren	5/-	XXX	...	XXX	...	...	...	...	...	XXX	XXX	XXX	...	...
50	Tim Washington	13/-	XXX	XXX	XXX	XXX	XXX	XXX	XXX	XXX	XXX	XXX	XXX	XXX	XXX
14	Nathaniel Watson	2/-	XXX	...	...	...	...	...	...	...	XXX	...	...	...	...
79	Evans Wilkerson	13/-	XXX	XXX	XXX	XXX	XXX	XXX	XXX	XXX	XXX	XXX	XXX	XXX	XXX
26	Aeris Williams	12/2	XXX	...	XXX	XXX	XXX	XXX	XXX	START	XXX	XXX	START	XXX	XXX
85	Austin Williams	13/5	START	START	START	START	XXX	XXX	XXX	XXX	XXX	XXX	XXX	XXX	START
73	Darryl Williams	12/12	START	START	START	START	START	...	START	START	START	START	START	START	START
13	Tyler Williams	9/-	XXX	...	XXX	...	...	XXX	XXX	XXX	XXX	XXX	XXX	...	XXX
93	Cameron Young	1/-	XXX	...	...	...	...	...	...	...	...	...	...	...	...



Opponent	Score	Total	FIRST DOWNS			Pen	RUSHING Att-Yards	PASSING		TOTAL OFFENSE Plays-Yards	Return Yards	Turn- Overs
			Rush	Pass				Comp-Att-Int	Yards			
STEPHEN F. AUSTIN	63-6	25/16	12/7	12/8	1/1		37-220 / 41-77	15-34-0 / 15-37-1	398/177	71-618 / 78-254	123/121	0/1
Kansas State	31-10	24/15	18/7	6/5	0/3		39-384 / 35-113	11-27-1 / 9-21-1	154/100	66-538 / 56-213	68/138	1/1
LOUISIANA	56-10	29/13	18/3	11/10	0/0		47-331 / 26-65	16-24-1 / 23-34-1	276/245	71-607 / 60-310	52/52	1/1
Kentucky	7-28	11/18	5/11	6/3	0/4		28-56 / 47-229	16-32-1 / 8-14-1	145/71	60-201 / 61-300	63/71	1/1
FLORIDA	6-13	15/20	7/7	6/13	2/0		32-104 / 34-118	11-26-0 / 23-32-1	98/239	58-202 / 66-357	52/36	0/1
AUBURN	23-9	22/15	18/5	3/9	1/1		57-349 / 21-90	9-17-1 / 19-38-0	69/214	74-418 / 59-304	0/38	1/2
LSU	3-19	15/17	9/9	3/6	3/2		37-201 / 44-110	8-24-4 / 16-28-1	59/129	61-260 / 72-239	5/32	4/1
TEXAS A&M	28-13	15/19	7/4	7/10	1/5		31-143 / 22-61	14-22-0 / 23-46-1	241/232	53-384 / 68-293	-1/83	0/1
LOUISIANA TECH	45-3	26/15	13/10	11/5	2/0		36-289 / 32-140	17-29-0 / 14-31-1	243/98	65-532 / 63-238	118/91	0/1
Alabama	0-24	6/23	3/12	3/9	0/2		30-44 / 45-142	11-20-0 / 17-27-1	125/163	50-169 / 72-305	6/27	1/2
ARKANSAS	52-6	29/17	16/10	9/6	4/1		47-287 / 35-69	12-18-0 / 19-34-1	188/150	65-475 / 69-219	28/95	1/3
Ole Miss	35-3	23/13	16/4	6/7	1/2		51-309 / 29-37	11-18-0 / 13-25-2	111/152	69-420 / 54-189	58/10	0/3
Iowa	22-27	15/11	11/1	4/7	0/3		42-190 / 20-15	14-32-2 / 21-31-1	152/214	74-342 / 51-199	86/186	3/2
<b>Totals</b>	<b>371-171</b>	<b>255/212</b>	<b>153/90</b>	<b>87/98</b>	<b>15/24</b>		<b>514-2907 / 431-1236</b>	<b>165-323-10 / 220-398-13</b>	<b>2259/2184</b>	<b>837-5166 / 829-3420</b>	<b>658/980</b>	<b>13/20</b>

Note: Game totals are displayed in the format TEAM/OPPONENT for each category

	3rd Down Conversions	4th Down Conversions	Time of Possession	TOP Margin	Avg Yards/Rush	Avg Yards/Pass	Avg Yards/Play	Punting Number-Avg	Penalties Number-Yds
STEPHEN F. AUSTIN	7-13 / 3-18	1-2 / 1-3	28:44 / 31:16	-2:32	5.9 / 1.9	11.7/4.8	8.7/3.3	3-41.0 / 10-38.5	7-80 / 9-56
Kansas State	7-12 / 3-12	0-1 / 0-0	30:34 / 29:26	1:08	9.8 / 3.2	5.7/4.8	8.2/3.8	1-34.0 / 6-39.7	11-84 / 2-15
LOUISIANA	8-11 / 4-13	1-1 / 1-4	32:59 / 27:01	5:58	7.0 / 2.5	11.5/7.2	8.5/5.2	1-43.0 / 4-42.2	3-15 / 4-25
Kentucky	7-17 / 3-10	0-1 / 1-1	29:03 / 30:57	-1:54	2.0 / 4.9	4.5/5.1	3.3/4.9	8-37.6 / 5-44.2	16-139 / 5-42
FLORIDA	2-12 / 5-14	0-2 / 1-1	26:13 / 33:47	-7:34	3.2 / 3.5	3.8/7.5	3.5/5.4	6-37.7 / 5-37.2	2-15 / 11-90
AUBURN	7-17 / 3-14	1-2 / 1-3	41:53 / 18:07	23:46	6.1 / 4.3	4.1/5.6	5.6/5.2	3-40.0 / 3-47.0	1-15 / 2-10
LSU	2-14 / 7-18	0-1 / 0-0	28:14 / 31:46	-3:32	5.4 / 2.5	2.5/4.6	4.3/3.3	7-34.7 / 7-43.7	5-45 / 5-53
TEXAS A&M	7-12 / 4-14	0-1 / 0-2	27:08 / 32:52	-5:44	4.6 / 2.8	11.0/5.0	7.2/4.3	4-36.8 / 4-38.8	10-95 / 7-40
LOUISIANA TECH	5-10 / 5-14	1-1 / 0-1	30:11 / 29:49	0:22	8.0 / 4.4	8.4/3.2	8.2/3.8	3-40.7 / 7-39.6	3-25 / 5-35
Alabama	1-13 / 4-12	0-2 / 0-1	26:05 / 33:55	-7:50	1.5 / 3.2	6.2/6.0	3.4/4.2	8-36.8 / 5-36.6	7-50 / 0-0
ARKANSAS	7-10 / 5-17	1-1 / 1-4	32:21 / 27:39	4:42	6.1 / 2.0	10.4/4.4	7.3/3.2	1-40.0 / 3-37.3	7-60 / 9-85
Ole Miss	6-13 / 0-10	0-0 / 1-2	36:14 / 23:46	12:28	6.1 / 1.3	6.2/6.1	6.1/3.5	6-38.5 / 6-43.7	3-35 / 3-24
Iowa	5-17 / 1-11	1-2 / 1-1	33:34 / 26:26	7:08	4.5 / -0.8	4.8/6.9	4.6/3.9	5-50.4 / 7-34.4	8-90 / 0-0
<b>Totals</b>	<b>71-171 / 47-177</b>	<b>6-17 / 8-23</b>	<b>403:13 / 376:47</b>	<b>26:26</b>	<b>5.7 / 2.9</b>	<b>7.0 / 5.5</b>	<b>6.2 / 4.1</b>	<b>56-38.9 / 72-39.9</b>	<b>83-748 / 62-475</b>

Note: Game totals are displayed in the format TEAM/OPPONENT for each category

## FINAL POLLS

### ASSOCIATED PRESS

RK.	TEAM	REC.	POINTS
1.	Clemson (61)	15-0	1525
2.	Alabama	14-1	1462
3.	Ohio State	13-1	1364
4.	Oklahoma	12-2	1356
5.	Notre Dame	12-1	1286
6.	LSU	10-3	1119
7.	Florida	10-3	1103
	Georgia	11-3	1103
9.	Texas	10-4	1076
10.	Washington State	11-2	959
11.	UCF	12-1	898
12.	Kentucky	10-3	820
13.	Washington	10-4	806
14.	Michigan	10-3	745
15.	Syracuse	10-3	683
16.	Texas A&M	9-4	552
17.	Penn State	9-4	492
18.	Fresno State	12-2	466
19.	Army	11-2	418
20.	West Virginia	8-4	296
21.	Northwestern	9-5	284
22.	Utah State	11-2	188
23.	Boise State	10-3	184
24.	Cincinnati	11-2	171
25.	Iowa	9-4	120

Others receiving votes: Appalachian State 96, Stanford 52, Mississippi State 45, Utah 43, UAB 32, Iowa State 26, Auburn 15, Oregon 11, Missouri 10, Troy 6, Georgia Southern 6, Oklahoma State 3, NC State 2, Wisconsin 2

### USA TODAY COACHES

RK.	TEAM	REC.	POINTS
1.	Clemson (64)	15-0	1600
2.	Alabama	14-1	1536
3.	Ohio State	13-1	1437
4.	Oklahoma	12-2	1415
5.	Notre Dame	12-1	1316
6.	Florida	10-3	1192
7.	LSU	10-3	1186
8.	Georgia	11-3	1147
9.	Texas	10-4	1093
10.	Washington State	11-2	1007
11.	Kentucky	10-3	945
12.	UCF	12-1	876
13.	Washington	10-4	807
14.	Michigan	10-3	780
15.	Syracuse	10-3	720
16.	Texas A&M	9-4	625
17.	Penn State	9-4	581
18.	Fresno State	12-2	497
19.	Northwestern	9-5	375
20.	Army	11-2	333
21.	Utah State	11-2	252
22.	West Virginia	8-4	235
23.	Cincinnati	11-2	186
24.	Boise State	10-3	165
25.	Mississippi State	8-5	107

Others receiving votes: Iowa 102, Utah 75, Appalachian State 56, Stanford 38, Iowa State 29, Auburn 27, Oregon 18, Missouri 14, UAB 9, Georgia Southern 7, Virginia 5, Wisconsin 2, NC State 2, Troy 2, Duke 1

### COLLEGE FOOTBALL PLAYOFF

RK.	TEAM	REC.
1.	Alabama	14-1
2.	Clemson	15-0
3.	Notre Dame	12-1
4.	Oklahoma	12-2
5.	Georgia	12-1
6.	Ohio State	13-1
7.	Michigan	10-3
8.	UCF	12-1
9.	Washington	10-4
10.	Florida	10-3
11.	LSU	10-3
12.	Penn State	9-4
13.	Washington State	11-2
14.	Kentucky	10-3
15.	Texas	10-4
16.	West Virginia	8-4
17.	Utah	9-5
18.	Mississippi State	8-5
19.	Texas A&M	9-4
20.	Syracuse	10-3
21.	Fresno State	12-2
22.	Northwestern	9-5
23.	Missouri	8-5
24.	Iowa State	8-5
25.	Boise State	10-3

# GAME 1

Stephen F. Austin  
#18/18 MSU

6  
63

Sept. 1, 2018  
Davis Wade Stadium  
Starkville, Miss.  
54,289

## Mississippi State

RUSHING	Att.	Gain	Lost	Net	TD	Long	Avg.
Keytaon Thompson	10	109	0	109	2	25	10.9
Kylin Hill	9	50	0	50	1	16	5.6
Dontavian Lee	6	29	0	29	1	9	4.8
Jalen Mayden	5	22	0	22	0	14	4.4
Nick Gibson	2	21	0	21	0	20	10.5
Aeris Williams	2	15	0	15	0	10	7.5
Logan Burnett	1	3	0	3	0	3	3.0

PASSING	Com	Att	Int	Yds	TD	Long	Sacks
Keytaon Thompson	13	31	0	364	5	84	0
Jalen Mayden	1	2	0	9	0	9	0
Logan Burnett	1	1	0	25	0	25	0

RECEIVING	No.	Yds.	TD	Long
Osirus Mitchell	2	114	2	84
Austin Williams	2	30	0	21
Keith Mixon	2	21	0	23
Kylin Hill	1	53	1	53
Stephen Guidry	1	39	0	39
Justin Johnson	1	34	0	34
Aeris Williams	1	27	1	27
Devonta Jason	1	25	0	25
Dedrick Thomas	1	20	0	20
Dontea Jones	1	17	1	17
Farrod Green	1	9	0	9
Nick Gibson	1	9	0	9

PUNTING	No.	Yds.	Avg.	Long	I20	TB
Tucker Day	3	123	41.0	48	1	0

FIELD GOALS	Att.	Made	Long	KICKS
Jace Christmann	1	0	0	missed 40

ALL RETURNS	Punts	No.	Yds.	Lg.	Kickoffs	No.	Yds.	Lg.	Intercepted	No.	Yds.	Lg.
Keith Mixon	6	64	22	0	0	0	0	0	0	0	0	0
C.J. Morgan	0	0	0	0	0	0	0	0	1	0	0	0
Brian Cole	0	0	0	2	59	40	0	0	0	0	0	0

## Stephen F. Austin

RUSHING	Att.	Gain	Lost	Net	TD	Long	Avg.
Jamall Shaw	6	32	1	31	0	16	5.2
Thomas Hutchings	3	27	0	27	0	10	9.0
Josh McGowen	5	26	3	23	0	9	4.6
Jae'Lon Oglesby	8	31	9	22	0	18	2.8
Josh Covey	5	13	7	6	0	6	1.2
TEAM	1	0	4	-4	0	0	-4.0
Dominic Williams	10	5	10	-5	0	3	-0.5
Foster Sawyer	3	0	23	-23	0	0	-7.7

PASSING	Com	Att	Int	Yds	TD	Long	Sacks
Foster Sawyer	10	27	0	147	0	26	3
Jake Blumrick	2	6	1	8	0	5	0
Josh Covey	3	4	0	22	0	11	1

RECEIVING	No.	Yds.	TD	Long
Tamrick Pace	5	73	0	24
Allen Arclies III	2	42	0	26
Terian Goree	2	31	0	18
Frank Iheanacho	2	16	0	11
Thomas Hutchings	1	7	0	7
Bryan Wempa	1	4	0	4
Josh Thompson	1	3	0	3
Remi Simmons	1	1	0	1

PUNTING	No.	Yds.	Avg.	Long	I20	TB
Troy Duran	1	32	32.0	32	0	0
Caleb Lewallen	9	353	39.2	45	2	0

FIELD GOALS	Att.	Made	Long	KICKS
Storm Ruiz	2	2	36	36 made; 33 made

ALL RETURNS	Punts	No.	Yds.	Lg.	Kickoffs	No.	Yds.	Lg.	Intercepted	No.	Yds.	Lg.
Alize Ward	0	0	0	0	2	37	22	0	0	0	0	0
Josh McGowen	0	0	0	0	2	37	20	0	0	0	0	0
Jae'Lon Oglesby	0	0	0	0	2	47	25	0	0	0	0	0

## No. 18 State Routs Stephen F. Austin 63-6 to Usher in Joe Moorhead Era

**Keytaon Thompson**, making just his second career start, tied the SEC and MSU single-game record for touchdowns responsible (7) while accounting for 473 yards of total offense in a 63-6 win over Stephen F. Austin to successfully open the **Joe Moorhead** era in Davis Wade Stadium. Thompson got the starting nod in place of **Nick Fitzgerald**, who was serving a one-game suspension for violation of team rules. **Kylin Hill**, making his first career start, opened the Moorhead era in an explosive way, hauling in a quick pass from Thompson and racing 53 yards on the Bulldogs' first play from scrimmage for a TD. Thompson did it with his feet and his arm, tying the MSU single-game record with five touchdown passes. The big play came on an 87-yard deep strike to **Osirus Mitchell** with 3:44 to go in the first quarter, representing the longest State pass play in 14 years. Thompson became just the third player in Bulldog history with over 300 yards passing and 100 yards rushing in the same game. He tallied his third-straight 100-yard game on the ground and added two scores. State took a 35-3 lead into halftime following a brilliant one-handed, 17-yard touchdown grab from **Dontea Jones** with 1:01 in the second quarter. Defensively, **Johnathan Abram** made a game-high eight tackles. **Montez Sweat** and **Jeffery Simmons** combined for seven tackles for loss with two sacks coming from Sweat. **C.J. Morgan** also recorded his first career interception.

<b>Stephen F. Austin</b>	0	3	3	0	- 6
<b>Mississippi State</b>	21	14	14	14	- 63

1st	13:10	MSU	Kylin Hill 53 yd pass from Keytaon Thompson (Jace Christmann kick)
	05:29	MSU	Keytaon Thompson 9 yd run (Jace Christmann kick)
	03:44	MSU	Osirus Mitchell 84 yd pass from Keytaon Thompson (Jace Christmann kick)
2nd	13:01	SFA	Storm Ruiz 36 yd field goal
	09:53	MSU	Aeris Williams 27 yd pass from Keytaon Thompson (Jace Christmann kick)
	01:01	MSU	Dontea Jones 17 yd pass from Keytaon Thompson (Jace Christmann kick)
3rd	06:55	SFA	Storm Ruiz 33 yd field goal
	06:03	MSU	Osirus Mitchell 30 yd pass from Keytaon Thompson (Jordan Lawless kick)
	02:06	MSU	Kylin Hill 6 yd run (Jace Christmann kick)
4th	14:50	MSU	Keytaon Thompson 25 yd run (Jordan Lawless kick)
	01:37	MSU	Dontavian Lee 5 yd run (Jordan Lawless kick)

## Team Stats

	SFA	MSU
FIRST DOWNS	16	25
Rushing	7	12
Passing	8	12
Penalty	1	1
NET YARDS RUSHING	77	220
Rushing Attempts	41	37
Average Per Rush	1.9	5.9
NET YARDS PASSING	177	398
Completions-Attempts-Int	15-37-1	15-34-0
Average Per Attempt	4.8	11.7
Average Per Completion	11.8	26.5
TOTAL OFFENSE YARDS	254	618
Total offense plays	78	71
Average Gain Per Play	3.3	8.7
Fumbles: Number-Lost	1-0	2-0
Penalties: Number-Yards	9-56	7-80
PUNTS-YARDS	10-385	3-123
KICKOFFS-YARDS	3-177	10-643
Punt returns: Number-Yards-TD	0-0-0	6-64-0
Kickoff returns: Number-Yds-TD	6-121-0	2-59-0
Interceptions: Number-Yds-TD	0-0-0	1-0-0
Fumble Returns: Number-Yds-TD	0-0-0	0-0-0
Possession Time	31:16	28:44
Third-Down Conversions	3 of 18	7 of 13
Fourth-Down Conversions	1 of 3	1 of 2
Red-Zone Scores-Chances	2-2	4-4
Sacks By: Number-Yards	0-0	4-29
PAT Kicks	0-0	9-9



# GAME 2

## #18/18 MSU Kansas State

31  
10

Sept. 8, 2018  
Bill Snyder Family Stadium  
Manhattan, Kan.  
49,784

### Mississippi State

RUSHING	Att.	Gain	Lost	Net	TD	Long	Avg.
Kylin Hill	17	215	4	211	2	52	12.4
Nick Fitzgerald	19	159	0	159	0	30	8.4
Nick Gibson	3	14	0	14	0	9	4.7

PASSING	Com	Att	Int	Yds	TD	Long	Sacks
Nick Fitzgerald	11	27	1	154	2	32	0

RECEIVING	No.	Yds.	TD	Long
Stephen Guidry	2	42	0	23
Justin Johnson	2	37	0	32
Dontea Jones	1	21	0	21
Kylin Hill	1	16	1	16
Austin Williams	1	13	1	13
Nick Gibson	1	9	0	9
Jesse Jackson	1	6	0	6
Osirus Mitchell	1	5	0	5
Farrod Green	1	5	0	5

PUNTING	No.	Yds.	Avg.	Long	I20	TB
Tucker Day	1	34	34.0	34	0	0

FIELD GOALS	Att.	Made	Long	KICKS
Jace Christmann	2	1	30	made 30; missed 44

ALL RETURNS	Punts			Kickoffs			Intercepted		
	No.	Yds.	Lg.	No.	Yds.	Lg.	No.	Yds.	Lg.
Jamal Peters	0	0	0	2	32	19	0	0	0
Keith Mixon	1	-1	0	0	0	0	0	0	0
Brian Cole	0	0	0	1	37	37	0	0	0
Erroll Thompson	0	0	0	0	0	0	1	0	0

### Kansas State

RUSHING	Att.	Gain	Lost	Net	TD	Long	Avg.
Alex Barnes	17	77	2	75	0	15	4.4
Skylar Thompson	12	48	14	34	0	16	2.8
Alex Delton	6	12	8	4	0	8	0.7

PASSING	Com	Att	Int	Yds	TD	Long	Sacks
Skylar Thompson	7	17	0	86	1	23	1
Alex Delton	2	4	1	14	0	15	3

RECEIVING	No.	Yds.	TD	Long
Dalton Schoen	2	34	1	23
Dalvin Warmack	2	21	0	18
Alex Barnes	2	19	0	15
Isaiah Zuber	2	11	0	12
Zach Reuter	1	15	0	15

PUNTING	No.	Yds.	Avg.	Long	I20	TB
Bernardo Rodriguez	3	110	36.7	45	2	0
Andrew Hicks	3	128	42.7	47	1	1

FIELD GOALS	Att.	Made	Long	KICKS
Blake Lynch	2	1	30	made 26; missed 52

ALL RETURNS	Punts			Kickoffs			Intercepted		
	No.	Yds.	Lg.	No.	Yds.	Lg.	No.	Yds.	Lg.
Isaiah Zuber	0	0	0	1	18	18	0	0	0
Duke Shelley	0	0	0	4	109	37	0	0	0
Wyatt Hubert	0	0	0	0	0	0	1	11	11

## No. 18 MSU Physically Dominates K-State, 31-10

A rare non-conference road game against a Power 5 team proved to be an easy task for No. 18 MSU, who used a spectacular three-touchdown, 211-yard rushing game from **Kylin Hill** to dominate Kansas State, 31-10, in Manhattan. It was the Bulldogs' first road victory over a Power 5 non-conference team since 1995 and their largest since 1973 in such games. Hill became the first Bulldog running back with over 200 yards rushing in nine years, and much of it came after contact. Hill hauled in a 16-yard touchdown pass from **Nick Fitzgerald**, who returned as a starter for the first time since his ankle injury on Thanksgiving 2017. Then prior to the half, MSU used three quick plays and a 28-yard Hill touchdown scamper to go up 24-3 at the half. Fitzgerald threw his first touchdown of the season on a 13-yard slant to **Austin Williams**. Hill put the finishing touches on the win with a 16-yard run over defenders with 13:16 left in the game. Hill outgained the entire Kansas State team as the Wildcats finished with 213 total yards, their fewest since 2015. Fitzgerald went over 100 yards rushing for the sixth time in his last eight games. Defensively, **Johnathan Abram** led all tacklers for the second straight game with eight. **Jeffery Simmons** and **Montez Sweat** each registered two tackles for loss. **Erroll Thompson** shined with seven tackles, one sack and a diving interception that halted a Kansas State drive.

Mississippi State	3	14	7	7	- 31
Kansas State	3	0	7	0	- 10

1st	9:07	MSU	Jace Christmann 30 yd field goal
	3:53	KS	Blake Lynch 26 yd field goal
2nd	14:20	MSU	Kylin Hill 16 yd pass from Nick Fitzgerald (Jace Christmann kick)
	3:33	MSU	Kylin Hill 28 yd run (Jace Christmann kick)
3rd	10:18	MSU	Austin Williams 13 yd pass from Nick Fitzgerald (Jace Christmann kick)
	2:20	KS	Dalton Schoen 23 yd pass from Skylar Thompson (Blake Lynch kick)
4th	13:16	MSU	Kylin Hill 16 yd run (Jace Christmann kick)

### Team Stats

	MSU	KS
FIRST DOWNS	24	15
Rushing	18	7
Passing	6	5
Penalty	0	3
NET YARDS RUSHING	384	113
Rushing Attempts	39	35
Average Per Rush	9.8	3.2
NET YARDS PASSING	154	100
Completions-Attempts-Int	11-27-1	9-21-1
Average Per Attempt	5.7	4.8
Average Per Completion	14.0	11.1
TOTAL OFFENSE YARDS	538	213
Total offense plays	66	56
Average Gain Per Play	8.2	3.8
Fumbles: Number-Lost	0-0	0-0
Penalties: Number-Yards	11-84	2-15
PUNTS-YARDS	1-34	6-238
KICKOFFS-YARDS	6-364	3-174
Punt returns: Number-Yards-TD	1--1-0	0-0-0
Kickoff returns: Number-Yds-TD	3-69-0	5-127-0
Interceptions: Number-Yds-TD	1-0-0	1-11-0
Fumble Returns: Number-Yds-TD	0-0-0	0-0-0
Possession Time	30:34	29:26
Third-Down Conversions	7 of 12	3 of 12
Fourth-Down Conversions	0 of 1	0 of 0
Red-Zone Scores-Chances	4-5	1-1
Sacks By: Number-Yards	4-16	0-0
PAT Kicks	4-4	1-1

# GAME 3

## Louisiana #16/16 MSU

10  
56

Sept. 15, 2018  
Davis Wade Stadium  
Starkville, Miss.  
56,505

### Mississippi State

RUSHING	Att.	Gain	Lost	Net	TD	Long	Avg.
Nick Fitzgerald	15	123	16	107	4	36	7.1
Aeris Williams	11	102	1	101	1	28	9.2
Keytaon Thompson	5	52	0	52	1	16	10.4
Kylin Hill	6	33	1	32	0	16	5.3
Robert Rivers	3	21	0	21	0	9	7.0
Nick Gibson	3	15	7	8	0	10	2.7
Jalen Mayden	1	8	0	8	0	8	8.0
Dontavian Lee	2	4	0	4	0	2	2.0
TEAM	1	0	2	-2	0	0	-2.0

PASSING	Com	Att	Int	Yds	TD	Long	Sacks
Nick Fitzgerald	14	21	0	243	2	44	2
Keytaon Thompson	2	3	1	33	0	21	0
Logan Burnett	1	1	0	25	0	25	0

RECEIVING	No.	Yds.	TD	Long
Keith Mixon	4	80	1	25
Stephen Guidry	3	57	1	39
Dedrick Thomas	2	53	0	44
Kylin Hill	2	-3	0	0
Austin Williams	1	25	0	25
Justin Johnson	1	25	0	25
Brad Cumbest	1	21	0	21
Malik Dear	1	12	0	12
Nick Gibson	1	6	0	6

PUNTING	No.	Yds.	Avg.	Long	I20	TB
Tucker Day	1	43	43.0	43	0	0

FIELD GOALS	Att.	Made	Long	KICKS							
none											
ALL RETURNS	Punts			Kickoffs			Intercepted				
	No.	Yds.	Lg.	No.	Yds.	Lg.	No.	Yds.	Lg.		
	1	6	6	0	0	0	0	0	0		
	0	0	0	0	0	0	1	0	0		
	0	0	0	2	46	28	0	0	0		

### Louisiana

RUSHING	Att.	Gain	Lost	Net	TD	Long	Avg.
Trey Ragas	7	51	2	49	0	15	7.0
Levi Lewis	2	9	0	9	0	8	4.5
Raymond Calais	1	9	0	9	0	9	9.0
Ryheem Malone	1	3	0	3	0	3	3.0
Jordan Wright	1	0	0	0	0	0	0.0
Elijah Mitchell	6	2	2	0	0	1	0.0
TEAM	1	0	1	-1	0	0	-1.0
Andre Nunez	7	10	14	-4	0	6	-0.6

PASSING	Com	Att	Int	Yds	TD	Long	Sacks
Andre Nunez	21	29	1	224	1	41	2
Levi Lewis	2	5	0	21	0	13	0

RECEIVING	No.	Yds.	TD	Long
Ryheem Malone	7	69	0	19
Keenan Barnes	4	76	0	41
Trey Ragas	3	46	0	30
Matt Barnes	2	12	0	9
Earnest Patterson	2	9	0	8
Ja'Marcus Bradley	2	2	1	4
Elijah Mitchell	1	24	0	24
Raymond Calais	1	4	0	4
Jarrod Jackson	1	3	0	3

PUNTING	No.	Yds.	Avg.	Long	I20	TB
Rhys Byrns	4	169	42.2	51	2	0

FIELD GOALS	Att.	Made	Long	KICKS
Kyle Pfau	1	1	38	38 made

Punts	No.	Yds.	Lg.	Kickoffs	No.	Yds.	Lg.	Intercepted	No.	Yds.	Lg.
Ryheem Malone	1	-2	0	0	0	0	0	0	0	0	0
Raymond Calais	0	0	0	3	54	19	0	0	0	0	0
Eric Garror	0	0	0	0	0	0	1	0	0	0	0

## No. 16 MSU Strikes Early, Often in 56-10 Rout of Louisiana

**Nick Fitzgerald's** first home start of the year proved to be one of the best of his career. The senior quarterback accounted for six touchdowns - one shy of his SEC record - and No. 16 MSU moved to 3-0 with a 56-10 rout of Louisiana on Saturday night in Davis Wade Stadium. It was the first meeting between the two teams since 1987. The Bulldogs scored touchdowns on their first eight drives, punting only once on the night. Fitzgerald accounted for 350 yards of total offense, rushing for over 100 yards for the second-straight game. He tallied three rushing scores in the first half and connected with **Stephen Guidry** on the big strike of the night, a beautiful 39-yard touchdown pass to give the Bulldogs a 35-3 lead at the half. **Aeris Williams** saw his first significant action of the season, rushing for 101 yards on 11 carries with a touchdown. The Bulldogs amassed 607 yards of total offense. **Tim Washington** led all tacklers with a career-best nine and one tackle for loss. **Leo Lewis** added eight tackles and 1.5 tackles for loss. **Johnathan Abram** hauled in an interception in the third quarter, and **Chauncey Rivers** added two tackles for loss.

Louisiana	3	0	0	7	-10
Mississippi State	14	21	14	7	-56

1st	11:48	LA	Kyle Pfau 38 yd field goal
	05:06	MSU	Nick Fitzgerald 1 yd run (Jace Christmann kick)
	00:10	MSU	Nick Fitzgerald 10 yd run (Jace Christmann kick)
2nd	09:35	MSU	Aeris Williams 3 yd run (Jace Christmann kick)
	04:54	MSU	Nick Fitzgerald 2 yd run (Jace Christmann kick)
	00:18	MSU	Stephen Guidry 39 yd pass from Nick Fitzgerald (Jace Christmann kick)
3rd	13:16	MSU	Nick Fitzgerald 26 yd run (Jace Christmann kick)
	06:01	MSU	Keith Mixon 25 yd pass from Nick Fitzgerald (Jace Christmann kick)
4th	07:31	LA	Ja'Marcus Bradley 4 yd pass from Andre Nunez (Kyle Pfau kick)
	04:22	MSU	Keytaon Thompson 16 yd run (Jace Christmann kick)

### Team Stats

	LA	MSU
FIRST DOWNS	13	29
Rushing	3	18
Passing	10	11
Penalty	0	0
NET YARDS RUSHING	65	331
Rushing Attempts	26	47
Average Per Rush	2.5	7.0
NET YARDS PASSING	245	276
Completions-Attempts-Int	23-34-1	16-24-1
Average Per Attempt	7.2	11.5
Average Per Completion	10.7	17.2
TOTAL OFFENSE YARDS	310	607
Total offense plays	60	71
Average Gain Per Play	5.2	8.5
Fumbles: Number-Lost	1-0	0-0
Penalties: Number-Yards	4-25	3-15
PUNTS-YARDS	4-169	1-43
KICKOFFS-YARDS	3-180	9-585
Punt returns: Number-Yards-TD	1--2-0	1-6-0
Kickoff returns: Number-Yds-TD	3-54-0	2-46-0
Interceptions: Number-Yds-TD	1-0-0	1-0-0
Fumble Returns: Number-Yds-TD	0-0-0	0-0-0
Possession Time	27:01	32:59
Third-Down Conversions	4 of 13	8 of 11
Fourth-Down Conversions	1 of 4	1 of 1
Red-Zone Scores-Chances	1-1	5-5
Sacks By: Number-Yards	2-16	2-12
PAT Kicks	1-1	8-8

# GAME 4

## #14/14 MSU Kentucky

7  
28

Sept. 22, 2018  
Kroger Field  
Lexington, Ky.  
60,037

### Mississippi State

RUSHING	Att.	Gain	Lost	Net	TD	Long	Avg.
Aeris Williams	8	22	0	22	0	8	2.8
Nick Fitzgerald	16	47	27	20	1	12	1.2
Kylin Hill	4	14	0	14	0	7	3.5

PASSING	Com	Att	Int	Yds	TD	Long	Sacks
Nick Fitzgerald	16	32	1	145	0	24	3

RECEIVING	No.	Yds.	TD	Long
Osirus Mitchell	6	65	0	21
Kylin Hill	3	19	0	9
Stephen Guidry	2	36	0	24
Justin Johnson	2	13	0	9
Austin Williams	2	4	0	3
Aeris Williams	1	8	0	8

PUNTING	No.	Yds.	Avg.	Long	I20	TB
Tucker Day	7	265	37.9	59	3	0
Kody Schexnayder	1	36	36.0	36	0	0

FIELD GOALS	Att.	Made	Long	KICKS							
none											
	Punts			Kickoffs			Intercepted				
ALL RETURNS	No.	Yds.	Lg.	No.	Yds.	Lg.	No.	Yds.	Lg.		
Dedrick Thomas	0	0	0	1	22	22	0	0	0		
Keith Mixon	2	3	3	0	0	0	0	0	0		
Brian Cole	0	0	0	2	38	21	1	0	0		

### Kentucky

RUSHING	Att.	Gain	Lost	Net	TD	Long	Avg.
Benny Snell	25	173	8	165	4	36	6.6
Asim Rose	9	49	2	47	0	14	5.2
Terry Wilson	11	48	30	18	0	12	1.6
Team	2	0	1	-1	0	0	-0.5

PASSING	Com	Att	Int	Yds	TD	Long	Sacks
Terry Wilson	8	14	1	71	0	23	3

RECEIVING	No.	Yds.	TD	Long
Ryheem Malone	7	69	0	19
Lynn Bowden	3	15	0	6
C.J. Conrad	2	22	0	23
Dorian Baker	1	23	0	23
Josh Ali	1	6	0	6
Tavin Richardson	1	5	0	5

PUNTING	No.	Yds.	Avg.	Long	I20	TB
Max Duffy	5	221	44.2	49	2	1

FIELD GOALS	Att.	Made	Long	KICKS					
Miles Butler	1	0	0	36 missed					
ALL RETURNS	Punts			Kickoffs			Intercepted		
	No.	Yds.	Lg.	No.	Yds.	Lg.	No.	Yds.	Lg.
	0	0	0	2	36	23	0	0	0
	0	0	0	0	0	0	1	35	35

## No. 14 MSU Drops SEC Opener at Kentucky, 28-7

Penalties proved to be problematic as Kentucky rushed for 229 yards to knock off No. 14 Mississippi State, 28-7, on a rainy Saturday night at Kroger Field. The Bulldogs were penalized 16 times for 139 yards and could not get into a rhythm offensively. State was held to just 201 yards of total offense and only 56 yards on the ground. After a scoreless first quarter, **Nick Fitzgerald** put the Bulldogs in front on a 1-yard touchdown run that culminated a 15-play, 80-yard drive. Kentucky reeled off 28 unanswered points highlighted by four consecutive touchdown runs from Benny Snell. Snell finished with 165 yards rushing. With MSU trailing 14-7, **Brian Cole** stalled a UK drive on a beautiful interception but the Bulldogs were unable to do anything with it. The Bulldogs had -9 yards of total offense in the fourth quarter. **Erroll Thompson** led all MSU tacklers with seven, including 0.5 sack. **Jeffery Simmons** and **Braxton Hoyett** each gathered two tackles for loss, while **Montez Sweat** added 1.5 sacks.

Mississippi State	0	7	0	0	- 7
Kentucky	0	7	7	14	- 28

2nd	08:42	MSU	Nick Fitzgerald 1 yd run (Jace Christmann kick)
	00:50	UK	Benny Snell 2 yd run (Miles Butler kick)
3rd	06:03	UK	Benny Snell 1 yd run (Miles Butler kick)
4th	08:00	UK	Benny Snell 36 yd run (Miles Butler kick)
	03:45	UK	Benny Snell 23 yd run (Miles Butler kick)

### Team Stats

	MSU	UK
FIRST DOWNS	11	18
Rushing	5	11
Passing	6	3
Penalty	0	4
NET YARDS RUSHING	56	229
Rushing Attempts	28	47
Average Per Rush	2.0	4.9
NET YARDS PASSING	145	71
Completions-Attempts-Int	16-32-1	8-14-1
Average Per Attempt	4.5	5.1
Average Per Completion	9.1	8.9
TOTAL OFFENSE YARDS	201	300
Total offense plays	60	61
Average Gain Per Play	3.3	4.9
Fumbles: Number-Lost	1-0	0-0
Penalties: Number-Yards	16-139	5-42
PUNTS-YARDS	8-301	5-221
KICKOFFS-YARDS	2-114	5-300
Punt returns: Number-Yards-TD	2-3-0	0-0-0
Kickoff returns: Number-Yds-TD	3-60-0	2-36-0
Interceptions: Number-Yds-TD	1-0-0	1-35-0
Fumble Returns: Number-Yds-TD	0-0-0	0-0-0
Possession Time	29:03	30:57
Third-Down Conversions	7 of 17	3 of 10
Fourth-Down Conversions	0 of 1	1 of 1
Red-Zone Scores-Chances	1-1	2-4
Sacks By: Number-Yards	3-30	3-23
PAT Kicks	1-1	4-4

# GAME 5

## Florida #23/19 MSU

13  
6

Sept. 29, 2018  
Davis Wade Stadium  
Starkville, Miss.  
61,406

### Mississippi State

RUSHING	Att.	Gain	Lost	Net	TD	Long	Avg.
Kylin Hill	9	41	0	41	0	12	4.6
Nick Fitzgerald	20	72	40	32	0	11	1.6
Aeris Williams	3	31	0	31	0	17	10.3

PASSING	Com	Att	Int	Yds	TD	Long	Sacks
Nick Fitzgerald	11	26	0	98	0	17	6

RECEIVING	No.	Yds.	TD	Long
Osirus Mitchell	3	35	0	12
Dedrick Thomas	2	21	0	17
Stephen Guidry	2	18	0	15
Kylin Hill	2	8	0	10
Farrod Green	1	8	0	8
Jesse Jackson	1	8	0	8

PUNTING	No.	Yds.	Avg.	Long	I20	TB
Tucker Day	1	45	45.0	45	0	0
Kody Schexnayder	5	181	36.2	47	1	0

FIELD GOALS	Att.	Made	Long	KICKS
Jace Christmann	2	2	39	34 made; 39 made

ALL RETURNS	Punts			Kickoffs			Intercepted		
	No.	Yds.	Lg.	No.	Yds.	Lg.	No.	Yds.	Lg.
Cameron Dantzler	0	0	0	0	0	0	1	7	7
Brian Cole	0	0	0	3	45	17	0	0	0

### Florida

RUSHING	Att.	Gain	Lost	Net	TD	Long	Avg.
Lamical Perine	10	55	0	55	0	22	5.5
Dameon Pierce	4	30	0	30	0	14	7.5
Jordan Scarlett	10	25	4	21	0	8	2.1
Kadarius Toney	2	20	0	20	0	16	10.0
Team	2	0	4	-4	0	0	-2.0
Feleipe Franks	6	10	14	-4	0	4	-0.7

PASSING	Com	Att	Int	Yds	TD	Long	Sacks
Feleipe Franks	22	31	1	219	0	20	1
Kadarius Toney	1	1	0	20	1	20	0

RECEIVING	No.	Yds.	TD	Long
Trevon Grimes	4	34	0	12
Van Jefferson	4	29	0	12
Josh Hammond	3	47	0	20
Lamical Perine	2	24	0	16
Freddie Swain	2	21	0	12
Tyrie Cleveland	2	16	0	10
Moral Stephens	1	20	1	20
C'yontai Lewis	1	18	0	18
Kyle Pitts	1	9	0	9
Kadarius Toney	1	9	0	9
Dameon Pierce	1	6	0	6
Lucas Krull	1	6	0	6

PUNTING	No.	Yds.	Avg.	Long	I20	TB
Tommy Townsend	5	186	37.2	50	5	0

FIELD GOALS	Att.	Made	Long	KICKS
Evan McPherson	2	2	39	39 made; 21 made

ALL RETURNS	Punts			Kickoffs			Intercepted		
	No.	Yds.	Lg.	No.	Yds.	Lg.	No.	Yds.	Lg.
Freddie Swain	2	9	11	1	6	6	0	0	0
Kadarius Toney	0	0	0	1	21	21	0	0	0

## No. 19 MSU Falls to Florida in SEC Home Opener, 13-6

No. 19 MSU's offensive struggles continued in a 13-6 loss to Florida in Dan Mullen's return to Starkville. The Bulldogs finished with 202 yards of total offense, including 104 on the ground and 98 through the air. State pulled ahead on **Jace Christmann's** 34-yard field goal with 3:28 to go in the first quarter that culminated a 12-play drive. Christmann followed it up with a 39-yard field goal prior to the half to give the Bulldogs a 6-3 advantage going into the locker room. The first touchdown occurred in the third quarter when Florida's Feleipe Franks threw a lateral to Kadarius Toney, who then threw a 20-yard touchdown pass to Moral Stephens to make it 10-6. The Bulldogs had multiple chances but were unable to convert. **Erroll Thompson** registered a career-high and game-high 14 tackles with 0.5 for loss. **Gerri Green** added a sack and 1.5 tackles for loss. **Cameron Dantzler** recorded an interception on Florida's first drive of the third quarter, but State was unable to do anything with it.

Florida	0	3	7	3	- 13
Mississippi State	3	3	0	0	- 6

1st	03:28	MSU	Jace Christmann 34 yd field goal
2nd	10:24	UF	Evan McPherson 39 yd field goal
	03:30	MSU	Jace Christmann 39 yd field goal
3rd	08:26	UF	Moral Stephens 20 yd pass from Kadarius Toney (Evan McPherson kick)
4th	05:22	UF	Evan McPherson 21 yd field goal

### Team Stats

	UF	MSU
FIRST DOWNS	20	15
Rushing	7	7
Passing	13	6
Penalty	0	2
NET YARDS RUSHING	118	104
Rushing Attempts	34	32
Average Per Rush	3.5	3.2
NET YARDS PASSING	239	98
Completions-Attempts-Int	23-32-1	11-26-0
Average Per Attempt	7.5	3.8
Average Per Completion	10.4	8.9
TOTAL OFFENSE YARDS	357	202
Total offense plays	66	58
Average Gain Per Play	5.4	3.5
Fumbles: Number-Lost	1-0	0-0
Penalties: Number-Yards	11-90	2-15
PUNTS-YARDS	5-186	6-226
KICKOFFS-YARDS	4-250	3-189
Punt returns: Number-Yards-TD	2-9-0	0-0-0
Kickoff returns: Number-Yds-TD	2-27-0	3-45-0
Interceptions: Number-Yds-TD	0-0-0	1-7-0
Fumble Returns: Number-Yds-TD	0-0-0	0-0-0
Possession Time	33:47	26:13
Third-Down Conversions	5 of 14	2 of 12
Fourth-Down Conversions	1 of 1	0 of 2
Red-Zone Scores-Chances	3-3	2-2
Sacks By: Number-Yards	6-39	1-10
PAT Kicks	1-1	0-0



## GAME 6

#8/9 Auburn  
MSU9  
23Oct. 6, 2018  
Davis Wade Stadium  
Starkville, Miss.  
60,635

## Mississippi State

RUSHING	Att.	Gain	Lost	Net	TD	Long	Avg.
Nick Fitzgerald	28	197	2	195	2	39	7.0
Kylin Hill	23	129	3	126	0	17	5.5
Aeris Williams	5	33	1	32	0	12	6.4
TEAM	1	0	4	-4	0	0	-4.0

PASSING	Com	Att	Int	Yds	TD	Long	Sacks
Nick Fitzgerald	9	17	1	69	0	23	0

RECEIVING	No.	Yds.	TD	Long
Farrod Green	2	23	0	13
Justin Johnson	2	10	0	7
Dedrick Thomas	2	9	0	6
Osirus Mitchell	1	23	0	23
Aeris Williams	1	4	0	4
Austin Williams	1	0	0	0

PUNTING	No.	Yds.	Avg.	Long	I20	TB
Tucker Day	3	120	40.0	48	0	0

FIELD GOALS	Att.	Made	Long	KICKS
Jace Christmann	3	4	47	25 made; 47 made; 32 made; 31 blocked

ALL RETURNS	Punts			Kickoffs			Intercepted		
	No.	Yds.	Lg.	No.	Yds.	Lg.	No.	Yds.	Lg.
Keith Mixon	1	0	0	0	0	0	0	0	0

## Auburn

RUSHING	Att.	Gain	Lost	Net	TD	Long	Avg.
Ja'Tarvious Whitlow	8	88	0	88	0	41	11.0
Anthony Schwartz	1	17	0	17	0	17	17.0
Shaun Shivers	1	8	0	8	0	8	8.0
Malik Willis	1	1	0	1	0	1	1.0
Asa Martin	1	0	0	0	0	0	0.0
Kam Martin	4	5	7	-2	0	3	-0.5
Jarrett Stidham	5	4	26	-22	0	3	-4.4

PASSING	Com	Att	Int	Yds	TD	Long	Sacks
Jarrett Stidham	19	38	0	214	0	42	3

RECEIVING	No.	Yds.	TD	Long
Ryan Davis	8	91	0	42
Darius Slayton	4	58	0	24
Sal Cannella	2	16	0	11
John Shenker	1	26	0	26
Chandler Cox	1	10	0	10
Tucker Brown	1	9	0	9
Ja'Tarvious Whitlow	1	3	0	3
Malik Miller	1	1	0	1

PUNTING	No.	Yds.	Avg.	Long	I20	TB
Arryn Siposs	3	141	47.0	49	1	0

FIELD GOALS	Att.	Made	Long	KICKS
Anders Carlson	3	4	47	47 made; 50 missed; 38 made; 24 made

ALL RETURNS	Punts			Kickoffs			Intercepted		
	No.	Yds.	Lg.	No.	Yds.	Lg.	No.	Yds.	Lg.
Ryan Davis	2	8	0	0	0	0	0	0	0
Jeremiah Dinson	0	0	0	0	0	0	1	12	12
Asa Martin	0	0	0	1	18	18	0	0	0

## MSU Grinds Out 23-9 Win Over No. 8 Auburn

MSU snapped a two-game losing streak in a big way, punishing No. 8 Auburn with smashmouth football in a 23-9 victory on Saturday night in Davis Wade Stadium. The Bulldogs rushed for 349 yards and averaged 6.1 yards per carry. Auburn came into the contest having allowed only one rushing touchdown and 92.8 yards per game on the ground all year, which was second in the SEC. **Nick Fitzgerald** led the way, pounding out 195 yards on 28 carries and two touchdowns. In the process, Fitzgerald became the SEC's all-time leader in quarterback rushing yards, shattering Tim Tebow's record. Fitzgerald accounted for 264 yards of total offense and plunged in from 1-yard as time expired in the first half to lift the Bulldogs to a 13-3 lead. **Jace Christmann** tied a career high with three made field goals. He culminated a 13-play, 8:05 drive on the first possession of the second half with a 32-yard field goal. Fitzgerald put the game out of reach with a 21-yard TD run with 2:02 to go in the game. State's defense limited Auburn to 90 yards rushing, while **Montez Sweat** recorded three sacks - all in the second half. **Mark McLaurin** was the Bulldogs' leading tackler, collecting 10 and forcing a critical fumble in the third quarter. Auburn's Ja'Tarvious Whitlow scampered 41 yards but McLaurin, not giving up on the play, popped the ball out at the 1-yard line to force a touchback. The score would have cut MSU's lead to three points at the time. The victory was the Bulldogs' largest margin of victory over a top 10 team since 2014.

Auburn	3	0	3	3	- 9
Mississippi State	3	10	3	7	- 23

1st	07:30	AU	Anders Carlson 47 yd field goal
	02:37	MSU	Jace Christmann 25 yd field goal
2nd	10:13	MSU	Jace Christmann 47 yd field goal
	00:00	MSU	Nick Fitzgerald 1 yd run (Jace Christmann kick)
3rd	06:55	MSU	Jace Christmann 32 yd field goal
	05:45	AU	Anders Carlson 38 yd field goal
4th	11:24	AU	Anders Carlson 24 yd field goal
	02:02	MSU	Nick Fitzgerald 21 yd run (Jace Christmann kick)

## Team Stats

	AU	MSU
FIRST DOWNS	15	22
Rushing	5	18
Passing	9	3
Penalty	1	1
NET YARDS RUSHING	90	349
Rushing Attempts	21	57
Average Per Rush	4.3	6.1
NET YARDS PASSING	214	69
Completions-Attempts-Int	19-38-0	9-17-1
Average Per Attempt	5.6	4.1
Average Per Completion	11.3	7.7
TOTAL OFFENSE YARDS	304	418
Total offense plays	59	74
Average Gain Per Play	5.2	5.6
Fumbles: Number-Lost	4-2	1-0
Penalties: Number-Yards	2-10	1-15
PUNTS-YARDS	3-141	3-120
KICKOFFS-YARDS	4-235	5-304
Punt returns: Number-Yards-TD	2-8-0	1-0-0
Kickoff returns: Number-Yds-TD	1-18-0	0-0-0
Interceptions: Number-Yds-TD	1-12-0	0-0-0
Fumble Returns: Number-Yds-TD	0-0-0	0-0-0
Possession Time	18:07	41:53
Third-Down Conversions	3 of 14	7 of 17
Fourth-Down Conversions	1 of 3	1 of 2
Red-Zone Scores-Chances	2-3	3-4
Sacks By: Number-Yards	0-0	3-27
PAT Kicks	0-0	2-2

# GAME 7

#22/RV MSU  
#5/5 LSU

3  
19

Oct. 20, 2018  
Tiger Stadium  
Baton Rouge, La.  
101,340

## Mississippi State

RUSHING	Att.	Gain	Lost	Net	TD	Long	Avg.
Nick Fitzgerald	23	140	9	131	0	40	5.7
Kylin Hill	8	42	0	42	0	18	5.2
Aeris Williams	6	28	0	28	0	9	4.7

PASSING	Com	Att	Int	Yds	TD	Long	Sacks
Nick Fitzgerald	8	24	4	59	0	15	1

RECEIVING	No.	Yds.	TD	Long
Kylin Hill	2	10	0	8
Dedrick Thomas	1	15	0	15
Nick Gibson	1	12	0	12
Osirus Mitchell	1	9	0	9
Farrod Green	1	5	0	5
Stephen Guidry	1	4	0	4
Justin Johnson	1	4	0	4

PUNTING	No.	Yds.	Avg.	Long	I20	TB
Tucker Day	5	173	34.6	42	0	0
Kody Schexnayder	2	70	35.0	42	0	0

FIELD GOALS	Att.	Made	Long	KICKS
Jace Christmann	1	1	19	19 made

ALL RETURNS	Punts			Kickoffs			Intercepted		
	No.	Yds.	Lg.	No.	Yds.	Lg.	No.	Yds.	Lg.
Dedrick Thomas	1	4	4	0	0	0	0	0	0
Cameron Dantzler	0	0	0	0	0	0	1	1	1

## LSU

RUSHING	Att.	Gain	Lost	Net	TD	Long	Avg.
Nick Brossette	17	60	3	57	1	12	3.4
Clyde Edwards-Helaire	16	49	3	46	0	11	2.9
Joe Burrow	9	21	13	8	0	8	0.9
Derrick Dillon	1	0	0	0	0	0	0.0

PASSING	Com	Att	Int	Yds	TD	Long	Sacks
Joe Burrow	16	28	1	129	0	20	2

RECEIVING	No.	Yds.	TD	Long
Dee Anderson	3	29	0	11
Justin Jefferson	3	18	0	9
Clyde Edwards-Helaire	2	22	0	20
Ja'Marr Chase	2	20	0	11
Derrick Dillon	2	18	0	19
Nick Brossette	2	7	0	6
Stephen Sullivan	1	11	0	11
Foster Moreau	1	4	0	4

PUNTING	No.	Yds.	Avg.	Long	I20	TB
Zach Von Rosenberg	7	306	43.7	51	3	0

FIELD GOALS	Att.	Made	Long	KICKS
Cole Tracy	4	4	40	25 made; 38 made; 29 made; 40 made

ALL RETURNS	Punts			Kickoffs			Intercepted		
	No.	Yds.	Lg.	No.	Yds.	Lg.	No.	Yds.	Lg.
Grant Delpit	0	0	0	0	0	0	2	1	1
John Battle	0	0	0	0	0	0	1	0	0
Michael Divinity	0	0	0	0	0	0	1	31	31

## MSU Falls in Defensive Struggle at No. 5 LSU, 19-3

**Nick Fitzgerald** was intercepted four times and No. 22 Mississippi State was held out of the endzone in a 19-3 loss in front of 101,340 fans on Saturday night in Tiger Stadium. Fitzgerald did manage to rush for 131 yards on 23 carries. The Bulldogs outgained the Tigers 260-239, and the State defense held LSU to 3.3 yards per play. Turnovers proved to be the difference. On the Bulldogs' first series, Fitzgerald was intercepted by Michael Divinity, who returned it 31 yards to the MSU 3. That set up the Tigers' only touchdown of the night. State was pinned deep in its own territory for most of the game. With the score 10-3, LSU's Cole Tracy drilled the second of his four field goals on the first possession of the second half. On the ensuing possession, State turned it over on downs as Fitzgerald was sacked on fourth down. MSU's defense stood out with three Bulldogs collecting 10 tackles - **Johnathan Abram**, **Mark McLaurin** and **Jeffery Simmons**. Abram and **Montez Sweat** tallied a sack, while **Cameron Dantzler**, making a return to his home state, intercepted a pass.

Mississippi State	3	0	0	0	- 3
LSU	7	3	6	3	- 19

1st	12:37	LSU	Nick Brossette 1 yd run (Cole Tracy kick)
	08:43	MSU	Jace Christmann 19 yd field goal
2nd	00:00	LSU	Cole Tracy 25 yd field goal
3rd	10:44	LSU	Cole Tracy 38 yd field goal
	02:54	LSU	Cole Tracy 29 yd field goal
4th	10:42	LSU	Cole Tracy 40 yd field goal

## Team Stats

	MSU	LSU
FIRST DOWNS	15	17
Rushing	9	9
Passing	3	6
Penalty	3	2
NET YARDS RUSHING	201	110
Rushing Attempts	37	44
Average Per Rush	5.4	2.5
NET YARDS PASSING	59	129
Completions-Attempts-Int	8-24-4	16-28-1
Average Per Attempt	2.5	4.6
Average Per Completion	7.4	8.1
TOTAL OFFENSE YARDS	260	239
Total offense plays	61	72
Average Gain Per Play	4.3	3.3
Fumbles: Number-Lost	0-0	0-0
Penalties: Number-Yards	5-45	5-53
PUNTS-YARDS	7-243	7-306
KICKOFFS-YARDS	2-105	5-325
Punt returns: Number-Yards-TD	1-4-0	0-0-0
Kickoff returns: Number-Yds-TD	0-0-0	0-0-0
Interceptions: Number-Yds-TD	1-1-0	4-32-0
Fumble Returns: Number-Yds-TD	0-0-0	0-0-0
Possession Time	28:14	31:46
Third-Down Conversions	2 of 14	7 of 18
Fourth-Down Conversions	0 of 1	0 of 0
Red-Zone Scores-Chances	1-2	4-5
Sacks By: Number-Yards	2-13	1-8
PAT Kicks	0-0	1-1

# GAME 8

## #16/17 Texas A&M MSU

13  
28

Oct. 28, 2018  
Davis Wade Stadium  
Starkville, Miss.  
57,085

### Mississippi State

RUSHING	Att.	Gain	Lost	Net	TD	Long	Avg.
Nick Fitzgerald	16	116	28	88	2	76	5.5
Aeris Williams	9	41	6	35	0	17	3.9
Nick Gibson	4	22	0	22	0	8	5.5
Keytaon Thompson	1	1	0	1	0	1	1.0

PASSING	Com	Att	Int	Yds	TD	Long	Sacks
Nick Fitzgerald	14	22	0	241	2	84	3

RECEIVING	No.	Yds.	TD	Long
Osirus Mitchell	6	96	1	38
Stephen Guidry	3	130	1	84
Dedrick Thomas	2	4	0	4
Jesse Jackson	2	1	0	3
Aeris Williams	1	10	0	10

PUNTING	No.	Yds.	Avg.	Long	I20	TB
Tucker Day	3	109	36.3	41	1	0
Kody Schexnayder	1	38	38.0	38	0	0

FIELD GOALS	Att.	Made	Long	KICKS
none				

ALL RETURNS	Punts			Kickoffs			Intercepted		
	No.	Yds.	Lg.	No.	Yds.	Lg.	No.	Yds.	Lg.
Dedrick Thomas	1	-1	0	0	0	0	0	0	0
Erroll Thompson	0	0	0	0	0	0	1	0	0

### Texas A&M

RUSHING	Att.	Gain	Lost	Net	TD	Long	Avg.
Jashaun Corbin	3	33	0	33	0	28	11.0
Trayveon Williams	10	30	4	26	0	12	2.6
Kellen Mond	9	31	29	2	0	8	0.2

PASSING	Com	Att	Int	Yds	TD	Long	Sacks
Kellen Mond	23	46	1	232	1	38	3

RECEIVING	No.	Yds.	TD	Long
Quartney Davis	6	59	1	34
Hezekiah Jones	5	51	0	18
Trayveon Williams	4	45	0	38
Camron Buckley	3	30	0	12
Jashaun Corbin	2	13	0	11
Jace Sternberger	2	13	0	8
Kendrick Rogers	1	21	0	21

PUNTING	No.	Yds.	Avg.	Long	I20	TB
Braden Mann	4	155	38.8	54	1	0

FIELD GOALS	Att.	Made	Long	KICKS
Seth Small	3	2	41	49 missed; 34 made; 41 made

ALL RETURNS	Punts			Kickoffs			Intercepted		
	No.	Yds.	Lg.	No.	Yds.	Lg.	No.	Yds.	Lg.
Jashaun Corbin	0	0	0	3	50	21	0	0	0
Roshauud Paul	1	33	33	0	0	0	0	0	0

## Pass Game Emerges In 28-13 Win Over No. 16 Texas A&M at Home

**Nick Fitzgerald** accounted for 329 yards of total offense and four touchdowns, including a career-long, game-clinching 76-yard TD run with 2:17 to play, as Mississippi State knocked off No. 16 Texas A&M, 28-13, on Saturday night in Davis Wade Stadium. Fitzgerald threw for a season-best 241 yards on 14-of-22 passing and two scores. He put the Bulldogs on the board early as **Stephen Guidry** started his big night with an over-the-shoulder 25-yard grab in the corner of the endzone. The Aggies responded with 10 unanswered points to take a 10-7 lead into the locker room, but MSU responded on its first possession of the second half. State went 75 yards on seven plays, culminating with a beautiful 38-yard touchdown catch from **Osirus Mitchell** to put the Bulldogs back in front 14-10. After A&M converted a field goal, Fitzgerald provided two fourth-quarter rushing touchdowns. One of the many explosive plays of the night and facing the best third-down defense in the nation, Fitzgerald escaped a 3rd-and-21 to find Guidry for an 84-yard pass down to the Texas A&M 2-yard line. It was the fourth-longest pass in Bulldog history. Three plays later, Fitzgerald plunged into the endzone from 1-yard out. The Aggies began a potential game-tying drive that stalled when Kellen Mond was intercepted by **Erroll Thompson** in the endzone with 2:36 to play in the game. Two plays later, Fitzgerald put the finishing touches on the victory with his career-long 76-yard touchdown run. **Johnathan Abram** finished with nine tackles, while **Jaquarius Landrews** tallied the best game of his career with seven tackles, two sacks, 2.5 tackles for loss and three pass breakups. Fitzgerald finished 3-0 in his career as a starter vs. A&M.

Texas A&M	0	10	3	0	- 13
Mississippi State	7	0	7	14	- 28

1st	07:19	MSU	Stephen Guidry 25 yd pass from Nick Fitzgerald (Jace Christmann kick)
2nd	04:42	TAMU	Seth Small 34 yd field goal
	00:14	TAMU	Quartney Davis 34 yd pass from Kellen Mond (Seth Small kick)
3rd	11:17	MSU	Osirus Mitchell 38 yd pass from Nick Fitzgerald (Jace Christmann kick)
	01:41	TAMU	Seth Small 41 yd field goal
4th	13:53	MSU	Nick Fitzgerald 1 yd run (Jace Christmann kick)
	02:17	MSU	Nick Fitzgerald 76 yd run (Jace Christmann kick)

### TEAM STATS

	TAMU	MSU
FIRST DOWNS	19	15
Rushing	4	7
Passing	10	7
Penalty	5	1
NET YARDS RUSHING	61	143
Rushing Attempts	22	31
Average Per Rush	2.8	4.6
NET YARDS PASSING	232	241
Completions-Attempts-Int	23-46-1	14-22-0
Average Per Attempt	5.0	11.0
Average Per Completion	10.1	17.2
TOTAL OFFENSE YARDS	293	384
Total offense plays	68	53
Average Gain Per Play	4.3	7.2
Fumbles: Number-Lost	0-0	0-0
Penalties: Number-Yards	7-40	10-95
PUNTS-YARDS	4-155	4-147
KICKOFFS-YARDS	4-260	5-310
Punt returns: Number-Yards-TD	1-33-0	1--1-0
Kickoff returns: Number-Yds-TD	3-50-0	0-0-0
Interceptions: Number-Yds-TD	0-0-0	1-0-0
Fumble Returns: Number-Yds-TD	0-0-0	0-0-0
Possession Time	32:52	27:08
Third-Down Conversions	4 of 14	7 of 12
Fourth-Down Conversions	0 of 2	0 of 1
Red-Zone Scores-Chances	2-3	1-1
Sacks By: Number-Yards	3-26	3-29
PAT Kicks	1-1	4-4



## GAME 9

Louisiana Tech  
#18/21/21 MSU3  
45Nov. 3, 2018  
Davis Wade Stadium  
Starkville, Miss.  
58,709

## Mississippi State

RUSHING	Att.	Gain	Lost	Net	TD	Long	Avg.
Nick Fitzgerald	18	127	20	107	0	33	5.9
Nick Gibson	2	64	0	64	0	62	32.0
Aeris Williams	2	42	0	42	1	29	21.0
Keytaon Thompson	3	42	0	42	1	21	14.0
Kylin Hill	5	20	0	20	0	8	4.0
Robert Rivers	2	10	0	10	0	5	5.0
Dontavian Lee	2	7	0	7	0	6	3.5
Jalen Mayden	1	2	0	2	0	2	2.0

PASSING	Com	Att	Int	Yds	TD	Long	Sacks
Nick Fitzgerald	17	28	0	243	4	37	3
Keytaon Thompson	0	1	0	0	0	0	0

RECEIVING	No.	Yds.	TD	Long
Kylin Hill	5	38	1	23
Dedrick Thomas	3	70	1	36
Jesse Jackson	3	44	1	24
Justin Johnson	1	37	0	37
Devonta Jason	1	17	0	17
Keith Mixon	1	13	0	13
Austin Williams	1	13	0	13
Stephen Guidry	1	11	1	11
Nick Gibson	1	0	0	0

PUNTING	No.	Yds.	Avg.	Long	I20	TB
Tucker Day	3	122	40.7	42	1	0

FIELD GOALS	Att.	Made	Long	KICKS
Jace Christmann	1	1	47	47 made

ALL RETURNS	Punts			Kickoffs			Intercepted		
	No.	Yds.	Lg.	No.	Yds.	Lg.	No.	Yds.	Lg.
Dedrick Thomas	2	41	27	1	20	20	0	0	0
Malik Dear	0	0	0	1	21	21	0	0	0
Stephen Adegoke	0	0	0	0	0	0	1	29	29

## Louisiana Tech

RUSHING	Att.	Gain	Lost	Net	TD	Long	Avg.
Kam McKnight	13	59	0	59	0	11	4.5
Justin Henderson	8	36	1	35	0	11	4.4
Jaquwis Dancy	3	24	0	24	0	12	8.0
DeAndre Marcus	3	15	0	15	0	6	5.0
J'Mar Smith	5	13	6	7	0	4	1.4

PASSING	Com	Att	Int	Yds	TD	Long	Sacks
J'Mar Smith	14	30	0	98	0	25	1
Aaron Allen	0	1	1	0	0	0	0

RECEIVING	No.	Yds.	TD	Long
Cee Jay Powell	4	22	0	10
Kam McKnight	2	32	0	25
Teddy Veal	2	8	0	6
Jaquwis Dancy	2	-1	0	0
Adrian Hardy	1	13	0	13
George Scott	1	13	0	13
Alfred Smith	1	6	0	6
Jake Norris	1	5	0	5

PUNTING	No.	Yds.	Avg.	Long	I20	TB
Davan Dyer	7	277	39.6	48	4	0

FIELD GOALS	Att.	Made	Long	KICKS
Bailey Hale	1	1	46	46 made

ALL RETURNS	Punts			Kickoffs			Intercepted		
	No.	Yds.	Lg.	No.	Yds.	Lg.	No.	Yds.	Lg.
Bobby Holly	0	0	0	1	-5	0	0	0	0
Praise Okorie	0	0	0	4	96	33	0	0	0

## Offense Stays Hot in 45-3 Win Over LA Tech

No. 18 Mississippi State jumped out to a 21-3 first-quarter lead and never looked back in a dominating 45-3 victory over Louisiana Tech on Homecoming in Davis Wade Stadium. **Nick Fitzgerald** continued his hot streak, throwing for a season-high four touchdowns - all in the first half. For the second-straight game, the Bulldogs scored on their first possession when Fitzgerald found **Stephen Guidry** for an 11-yard TD strike. On the following possession, State went 59 yards on eight plays that culminated with Fitzgerald throwing a 36-yard TD pass to **Dedrick Thomas**. The scoring spree continued when Fitzgerald dropped a beautiful over-the-shoulder TD pass to **Kylin Hill** in the corner of the endzone for a 23-yard score. Right before the half, **Jesse Jackson** hauled in his first career TD on a 10-yard score that gave the Bulldogs a 31-3 lead going into the locker room. Meanwhile, the Bulldog defense did not allow a touchdown and pitched a shutout the final three quarters. State averaged 8.2 yards per play on the night. **Erroll Thompson** led the Bulldogs with nine tackles, while **Montez Sweat** tallied his 20th career sack. **Mark McLaurin** added seven tackles, and **Stephen Adegoke** notched his first-career interception in the fourth quarter.

Louisiana Tech	3	0	0	0	- 3
Mississippi State	21	10	7	7	- 45

1st	12:38	MSU	Stephen Guidry 11 yd pass from Nick Fitzgerald (Jace Christmann kick)
	07:02	MSU	Dedrick Thomas 36 yd pass from Nick Fitzgerald (Jace Christmann kick)
	03:15	LT	Bailey Hale 46 yd field goal
	00:07	MSU	Kylin Hill 23 yd pass from Nick Fitzgerald (Jace Christmann kick)
2nd	05:23	MSU	Jace Christmann 47 yd field goal
	00:30	MSU	Jesse Jackson 10 yd pass from Nick Fitzgerald (Jace Christmann kick)
3rd	04:12	MSU	Aeris Williams 29 yd run (Jace Christmann kick)
4th	13:20	MSU	Keytaon Thompson 19 yd run (Jace Christmann kick)

## Team Stats

	LT	MSU
FIRST DOWNS	15	26
Rushing	10	13
Passing	5	11
Penalty	0	2
NET YARDS RUSHING	140	289
Rushing Attempts	32	36
Average Per Rush	4.4	8.0
NET YARDS PASSING	98	243
Completions-Attempts-Int	14-31-1	17-29-0
Average Per Attempt	3.2	8.4
Average Per Completion	7.0	14.3
TOTAL OFFENSE YARDS	238	532
Total offense plays	63	65
Average Gain Per Play	3.8	8.2
Fumbles: Number-Lost	1-0	0-0
Penalties: Number-Yards	5-35	3-25
PUNTS-YARDS	7-277	3-122
KICKOFFS-YARDS	2-116	8-485
Punt returns: Number-Yards-TD	0-0-0	2-41-0
Kickoff returns: Number-Yds-TD	5-91-0	2-41-0
Interceptions: Number-Yds-TD	0-0-0	1-29-0
Fumble Returns: Number-Yds-TD	0-0-0	0-0-0
Possession Time	29:49	30:11
Third-Down Conversions	5 of 14	5 of 10
Fourth-Down Conversions	0 of 1	1 of 1
Red-Zone Scores-Chances	0-1	3-3
Sacks By: Number-Yards	3-18	1-6
PAT Kicks	0-0	6-6



# GAME 10

#16/18/15 MSU  
#1/1/1 Alabama

0  
24

Nov. 10, 2018  
Bryant-Denny Stadium  
Tuscaloosa, Ala.  
101,821

## Mississippi State

RUSHING	Att.	Gain	Lost	Net	TD	Long	Avg.
Kylin Hill	7	53	6	47	0	38	6.7
Aeris Williams	7	29	1	28	0	8	4.0
TEAM	2	0	8	-8	0	0	-4.0
Nick Fitzgerald	14	18	41	-23	0	11	-1.6

PASSING	Com	Att	Int	Yds	TD	Long	Sacks
Nick Fitzgerald	11	20	0	125	0	23	5

RECEIVING	No.	Yds.	TD	Long
Dedrick Thomas	2	25	0	20
Osirus Mitchell	2	17	0	9
Justin Johnson	2	14	0	7
Aeris Williams	1	23	0	23
Farrod Green	1	12	0	12
Stephen Guidry	1	12	0	12
Kylin Hill	1	11	0	11
Dontea Jones	1	11	0	11

PUNTING	No.	Yds.	Avg.	Long	I20	TB
Tucker Day	8	294	36.8	51	2	0

FIELD GOALS	Att.	Made	Long	KICKS
Jace Christmann	1	0	0	41 missed

Punts			Kickoffs			Intercepted		
No.	Yds.	Lg.	No.	Yds.	Lg.	No.	Yds.	Lg.
Dedrick Thomas	1	-9	0	1	12	0	0	0
Willie Gay Jr.	0	0	0	0	0	1	3	3

## Alabama

RUSHING	Att.	Gain	Lost	Net	TD	Long	Avg.
Josh Jacobs	20	99	2	97	1	17	4.8
Damien Harris	14	53	0	53	1	12	3.8
Najee Harris	3	16	0	16	0	8	5.3
Tua Tagovailoa	8	15	39	-24	0	10	-3.0

PASSING	Com	Att	Int	Yds	TD	Long	Sacks
Tua Tagovailoa	14	21	1	164	1	25	4
Mac Jones	3	6	0	-1	0	5	0

RECEIVING	No.	Yds.	TD	Long
Jerry Jeudy	6	45	0	13
Irv Smith Jr.	5	70	0	25
Jaylen Waddle	3	26	0	12
Josh Jacobs	2	12	1	14
DeVonta Smith	1	10	0	10

PUNTING	No.	Yds.	Avg.	Long	I20	TB
Mike Bernier	5	183	36.6	43	1	0

FIELD GOALS	Att.	Made	Long	KICKS
Joseph Bulovas	1	1	49	49 made

Punts			Kickoffs			Intercepted		
No.	Yds.	Lg.	No.	Yds.	Lg.	No.	Yds.	Lg.
Josh Jacobs	0	0	0	1	27	27	0	0

## Defense Shines in 24-0 Loss at No. 1 Alabama

Top-ranked Alabama jumped out to a 14-0 lead in the first quarter, and No. 16 Mississippi State was limited to 184 yards of total offense in a 24-0 loss in Bryant-Denny Stadium. The Bulldogs limited the Tide to a field goal in the second half and held them to season lows in points, total yards (305), rushing yards (142), passing yards (163) and yards per play (4.2). State racked up four sacks and seven tackles for loss, which was the most issued by Alabama all season. The Bulldogs looked to have gotten on the board right before halftime. **Kylin Hill** broke through on a 38-yard rush followed by a 23-yard reception from **Aeris Williams**. Two plays later, **Nick Fitzgerald** found Hill who raced into the endzone from 10 yards out. However, a controversial illegal block call on **Dedrick Thomas** negated the score. MSU then missed a 41-yard field goal as the half ended. The Bulldogs held Alabama to 89 total yards in the second half. **Willie Gay Jr.**, making the start in place of **Leo Lewis**, had the best game of his career, recording a game-high nine tackles, two sacks and an interception. **Johnathan Abram** added nine tackles, while **Jeffery Simmons** had six tackles and two tackles for loss.

Mississippi State	0	0	0	0	- 0
Alabama	14	7	0	3	- 24

1st	10:40	UA	Damien Harris 1 yd run (Joseph Bulovas kick)		
	02:48	UA	Josh Jacobs 1 yd run (Joseph Bulovas kick)		
2nd	03:26	UA	Josh Jacobs 14 yd pass from Tua Tagovailoa (Joseph Bulovas kick)		
4th	09:11	UA	Joseph Bulovas 49 yd field goal		

## Team Stats

	MSU	UA
FIRST DOWNS	6	23
Rushing	3	12
Passing	3	9
Penalty	0	2
NET YARDS RUSHING	44	142
Rushing Attempts	30	45
Average Per Rush	1.5	3.2
NET YARDS PASSING	125	163
Completions-Attempts-Int	11-20-0	17-27-1
Average Per Attempt	6.2	6.0
Average Per Completion	11.4	9.6
TOTAL OFFENSE YARDS	169	305
Total offense plays	50	72
Average Gain Per Play	3.4	4.2
Fumbles: Number-Lost	2-1	1-1
Penalties: Number-Yards	7-50	0-0
PUNTS-YARDS	8-294	5-183
KICKOFFS-YARDS	1-65	5-287
Punt returns: Number-Yards-TD	1--9-0	0-0-0
Kickoff returns: Number-Yds-TD	1-12-0	1-27-0
Interceptions: Number-Yds-TD	1-3-0	0-0-0
Fumble Returns: Number-Yds-TD	0-0-0	0-0-0
Possession Time	26:05	33:55
Third-Down Conversions	1 of 13	4 of 12
Fourth-Down Conversions	0 of 2	0 of 1
Red-Zone Scores-Chances	0-1	3-4
Sacks By: Number-Yards	4-36	5-35
PAT Kicks	0-0	3-3



## GAME 11

Arkansas  
#21/25/23 MSU6  
52Nov. 17, 2018  
Davis Wade Stadium  
Starkville, Miss.  
57,772

## Mississippi State

RUSHING	Att.	Gain	Lost	Net	TD	Long	Avg.
Aeris Williams	15	104	0	104	0	20	6.9
Nick Fitzgerald	14	89	4	85	1	16	6.1
Nick Gibson	9	48	0	48	1	12	5.3
Dontavian Lee	7	38	0	38	0	13	5.4
Keytaon Thompson	2	12	0	12	0	9	6.0

PASSING	Com	Att	Int	Yds	TD	Long	Sacks
Nick Fitzgerald	9	14	0	127	4	34	0
Keytaon Thompson	3	4	0	61	1	33	0

RECEIVING	No.	Yds.	TD	Long
Justin Johnson	3	59	1	34
Austin Williams	2	52	2	33
Osirus Mitchell	2	21	1	15
Dontea Jones	1	17	0	17
Stephen Guidry	1	15	0	15
Farrod Green	1	11	0	11
Aeris Williams	1	9	0	9
Keith Mixon	1	4	1	4

PUNTING	No.	Yds.	Avg.	Long	I20	TB
Tucker Day	1	40	40.0	40	1	0

FIELD GOALS	Att.	Made	Long	KICKS
Jace Christmann	1	1	19	19 made

ALL RETURNS	Punts			Kickoffs			Intercepted		
	No.	Yds.	Lg.	No.	Yds.	Lg.	No.	Yds.	Lg.
Dedrick Thomas	1	0	0	1	15	15	0	0	0
C.J. Morgan	0	0	0	0	0	0	1	7	7

## Arkansas

RUSHING	Att.	Gain	Lost	Net	TD	Long	Avg.
Rakeem Boyd	14	89	5	84	0	31	6.0
Devwah Whaley	4	16	0	16	0	6	4.0
Deon Stewart	1	7	0	7	0	7	7.0
Maleek Williams	3	4	2	2	0	2	0.7
Chase Hayden	1	0	1	-1	0	0	-1.0
Connor Noland	5	18	21	-3	0	12	-0.6
Ty Storey	5	8	15	-7	0	4	-1.4
De'Vion Warren	1	0	13	-13	0	0	-13.0
Reid Bauer	1	0	16	-16	0	0	-16.0

PASSING	Com	Att	Int	Yds	TD	Long	Sacks
Ty Storey	16	27	1	137	0	47	2
John Stephen Jones	1	3	0	5	0	5	0
Connor Noland	2	3	0	8	0	8	2
De'Vion Warren	0	1	0	0	0	0	1

RECEIVING	No.	Yds.	TD	Long
Deon Stewart	6	13	0	8
LaMichael Pettway	4	83	0	47
Mike Woods	3	15	0	7
Cheyenne O'Grady	2	24	0	17
Jordan Jones	2	5	0	5
Rakeem Boyd	1	8	0	8
Devwah Whaley	1	2	0	2

PUNTING	No.	Yds.	Avg.	Long	I20	TB
Reid Bauer	3	112	37.3	39	0	0

FIELD GOALS	Att.	Made	Long	KICKS
Connor Limpert	3	2	43	43 missed; 36 made; 32 made

ALL RETURNS	Punts			Kickoffs			Intercepted		
	No.	Yds.	Lg.	No.	Yds.	Lg.	No.	Yds.	Lg.
De'Vion Warren	0	0	0	2	95	71	0	0	0

Fitzgerald Shines on Senior Day in 52-6 Win vs.  
Arkansas

Playing his final game in Davis Wade Stadium, **Nick Fitzgerald** accounted for five touchdowns and the Bulldog defense prevented Arkansas from reaching the endzone in a 52-6 win over the Razorbacks. It was the largest victory for State in the series' history and only the second day game for the Bulldogs in 2018. MSU jumped out to a 17-0 lead utilizing a pair of touchdown runs - a 2-yarder by Fitzgerald and an 8-yarder by **Nick Gibson**. Fitzgerald overtook Anthony Dixon as MSU's all-time leader in rushing touchdowns. His final four completions of the day were all touchdown passes in the second half, including a 34-yarder to fellow senior **Justin Johnson** on the Bulldogs' first possession. Meanwhile, **Johnathan Abram** put on a clinic at safety, racking up a game-high and a career-best 12 tackles, 1.5 sacks, 3.5 tackles for loss, one forced fumble, one fumble recovery and two quarterback hurries. State accumulated five sacks and 12 tackles for loss on the day. **Erroll Thompson** added 10 tackles and 2.5 tackles for loss. **C.J. Morgan** recorded an interception. The Bulldogs closed their home slate with a 6-1 record and did not allow a rushing touchdown in Davis Wade Stadium the entire season.

Arkansas	3	3	3	0	- 6
Mississippi State	3	14	21	14	- 52

1st	08:27	MSU	Jace Christmann 19 yd field goal
2nd	10:28	MSU	Nick Fitzgerald 2 yd run (Jace Christmann kick)
	05:20	MSU	Nick Gibson 8 yd run (Jace Christmann kick)
	00:32	AR	Connor Limpert 36 yd field goal
3rd	11:19	AR	Connor Limpert 32 yd field goal
	08:42	MSU	Justin Johnson 34 yd pass from Nick Fitzgerald (Jace Christmann kick)
	07:41	MSU	Keith Mixon 4 yd pass from Nick Fitzgerald (Jace Christmann kick)
	03:02	MSU	Osirus Mitchell 15 yd pass from Nick Fitzgerald (Jordan Lawless kick)
4th	13:04	MSU	Austin Williams 19 yd pass from Nick Fitzgerald (Jordan Lawless kick)
	05:20	MSU	Austin Williams 33 yd pass from Keytaon Thompson (Jordan Lawless kick)

## Team Stats

	AR	MSU
FIRST DOWNS	17	29
Rushing	10	16
Passing	6	9
Penalty	1	4
NET YARDS RUSHING	69	287
Rushing Attempts	35	47
Average Per Rush	2.0	6.1
NET YARDS PASSING	150	188
Completions-Attempts-Int	19-34-1	12-18-0
Average Per Attempt	4.4	10.4
Average Per Completion	7.9	15.7
TOTAL OFFENSE YARDS	219	475
Total offense plays	69	65
Average Gain Per Play	3.2	7.3
Fumbles: Number-Lost	3-2	2-1
Penalties: Number-Yards	9-85	7-60
PUNTS-YARDS	3-112	1-40
KICKOFFS-YARDS	3-193	9-533
Punt returns: Number-Yards-TD	0-0-0	1-0-0
Kickoff returns: Number-Yds-TD	2-95-0	1-15-0
Interceptions: Number-Yds-TD	0-0-0	1-7-0
Fumble Returns: Number-Yds-TD	0-0-0	0-0-0
Possession Time	27:39	32:21
Third-Down Conversions	5 of 17	7 of 10
Fourth-Down Conversions	1 of 4	1 of 1
Red-Zone Scores-Chances	2-4	6-6
Sacks By: Number-Yards	0-0	5-48
PAT Kicks	0-0	7-7

# GAME 12

## #18/22/20 MSU Ole Miss

## 35 3

Nov. 22, 2018  
Vaught-Hemingway Stadium  
Oxford, Miss.  
56,561

### Mississippi State

RUSHING	Att.	Gain	Lost	Net	TD	Long	Avg.
Nick Fitzgerald	18	121	4	117	2	27	6.5
Kylin Hill	17	108	0	108	1	30	6.4
Aeris Williams	11	65	1	64	1	16	5.8
Nick Gibson	3	16	0	16	0	7	5.3
Dontavian Lee	2	4	0	4	0	3	2.0

PASSING	Com	Att	Int	Yds	TD	Long	Sacks
Nick Fitzgerald	11	18	0	111	1	25	1

RECEIVING	No.	Yds.	TD	Long
Jesse Jackson	2	31	0	16
Dedrick Thomas	2	23	1	14
Keith Mixon	2	19	0	14
Kylin Hill	2	12	0	14
Farrod Green	2	1	0	1
Stephen Guidry	1	25	0	25

PUNTING	No.	Yds.	Avg.	Long	I20	TB
Tucker Day	6	231	38.5	48	3	0

FIELD GOALS	Att.	Made	Long	KICKS
none				

ALL RETURNS	Punts			Kickoffs			Intercepted		
	No.	Yds.	Lg.	No.	Yds.	Lg.	No.	Yds.	Lg.
Dedrick Thomas	0	0	0	1	22	22	0	0	0
Maurice Smiththerman	0	0	0	0	0	0	1	0	0
Malik Dear	1	0	0	1	27	27	0	0	0
Johnathan Abram	0	0	0	0	0	0	1	9	9

### Ole Miss

RUSHING	Att.	Gain	Lost	Net	TD	Long	Avg.
Isaiah Woullard	11	68	5	63	0	21	5.7
Matt Corral	6	18	14	4	0	9	0.7
Elijah Moore	2	3	1	2	0	3	1.0
Jason Pellerin	1	1	0	1	0	1	1.0
Scottie Phillips	4	3	2	1	0	3	0.2
TEAM	1	0	10	-10	0	0	-10.0
Jordan Ta'amu	4	0	24	-24	0	0	-6.0

PASSING	Com	Att	Int	Yds	TD	Long	Sacks
Jordan Ta'amu	8	17	1	87	0	20	2
Matt Corral	5	8	1	65	0	33	2

RECEIVING	No.	Yds.	TD	Long
A.J. Brown	4	61	0	33
DaMarkus Lodge	3	54	0	26
Dawson Knox	3	28	0	19
Isaiah Woullard	2	-2	0	1
Elijah Moore	1	11	0	11

PUNTING	No.	Yds.	Avg.	Long	I20	TB
Mac Brown	6	262	43.7	65	4	0

FIELD GOALS	Att.	Made	Long	KICKS
Luke Logan	1	1	32	32 made

ALL RETURNS	Punts			Kickoffs			Intercepted		
	No.	Yds.	Lg.	No.	Yds.	Lg.	No.	Yds.	Lg.
Isaiah Woullard	0	0	0	1	10	10	0	0	0

## No. 18 MSU Runs Past Rebels 35-3 to Reclaim Golden Egg

**Nick Fitzgerald** ran for two touchdowns and threw for another score to lead No. 22 Mississippi State over Ole Miss 35-3 on Thanksgiving night. MSU thrived in the ground game, racking up 309 yards behind 100-yard games from both Fitzgerald and **Kylin Hill**, who pounded out 117 and 108 yards, respectively. Through the air, State amassed 111 yards to total 420 yards of offense in the victory. Fitzgerald accounted for 228 yards and three touchdowns. Hill and **Aeris Williams** each had touchdown runs in the contest and **Dedrick Thomas** had a scoring reception. Defensively, the Maroon and White was as dominant as ever—especially against the Rebels' running game. The Bulldogs' stout defensive unit held Ole Miss to just 189 yards of total offense and a staggering 37 on the ground. State forced three turnovers and the Rebels went 0-for-10 on third downs. MSU wreaked havoc in the Rebels' backfield, totaling 11 tackles for loss and four sacks. Additionally, four QB hurries paved the way to a pair of interceptions—one each by **Johnathan Abram** and **Maurice Smiththerman**. **Erroll Thompson** led the Bulldogs with seven tackles, two for losses. **Montez Sweat** had six stops, including 1.5 sacks. Abram had four tackles, a tackle for loss, the interception and two pass breakups. **Jeffery Simmons** and **Gerri Green** also had sacks in the contest.

Mississippi State	7	14	7	7	- 35
Ole Miss	0	3	0	0	- 3

1st	05:02	MSU	Kylin Hill 6 yd run (Jace Christmann kick)
2nd	14:04	MSU	Nick Fitzgerald 8 yd run (Jace Christmann kick)
	06:46	OM	Luke Logan 32 yd field goal
	00:25	MSU	Dedrick Thomas 9 yd pass from Nick Fitzgerald (Jace Christmann kick)
3rd	10:42	MSU	Nick Fitzgerald 9 yd run (Jace Christmann kick)
4th	07:21	MSU	Aeris Williams 1 yd run (Jace Christmann kick)

### Team Stats

	MSU	OM
FIRST DOWNS	23	13
Rushing	16	4
Passing	6	7
Penalty	1	2
NET YARDS RUSHING	309	37
Rushing Attempts	51	29
Average Per Rush	6.1	1.3
NET YARDS PASSING	111	152
Completions-Attempts-Int	11-18-0	13-25-2
Average Per Attempt	6.2	6.1
Average Per Completion	10.1	11.7
TOTAL OFFENSE YARDS	420	189
Total offense plays	69	54
Average Gain Per Play	6.1	3.5
Fumbles: Number-Lost	1-0	1-1
Penalties: Number-Yards	3-35	3-24
PUNTS-YARDS	6-231	6-262
KICKOFFS-YARDS	6-303	2-121
Punt returns: Number-Yards-TD	1-0-0	0-0-0
Kickoff returns: Number-Yds-TD	2-49-0	1-10-0
Interceptions: Number-Yds-TD	2-9-0	0-0-0
Fumble Returns: Number-Yds-TD	1-0-0	0-0-0
Possession Time	36:14	23:46
Third-Down Conversions	6 of 13	0 of 10
Fourth-Down Conversions	0 of 0	1 of 2
Red-Zone Scores-Chances	5-5	1-1
Sacks By: Number-Yards	0-0	5-48
PAT Kicks	5-5	0-0



## GAME 13 OUTBACK BOWL

#18/18/18 MSU 22  
Iowa 27

Jan. 1, 2019  
Raymond James Stadium  
Tampa, Fla.  
40,518

## Mississippi State

RUSHING	Att.	Gain	Lost	Net	TD	Long	Avg.
Nick Fitzgerald	20	112	9	103	1	33	5.2
Kylin Hill	12	44	1	43	0	9	3.6
Aeris Williams	6	22	0	22	0	8	3.7
Nick Gibson	1	12	0	12	0	12	12.0
Keytaon Thompson	3	10	0	10	0	5	3.3

PASSING	Com	Att	Int	Yds	TD	Long	Sacks
Nick Fitzgerald	14	32	2	152	1	51	1

RECEIVING	No.	Yds.	TD	Long
Aeris Williams	3	19	0	8
Kylin Hill	3	12	1	7
Osirus Mitchell	2	42	0	34
Dedrick Thomas	2	16	0	15
Justin Johnson	2	5	0	3
Stephen Guidry	1	51	0	51
Farrod Green	1	7	0	7

PUNTING	No.	Yds.	Avg.	Long	I20	TB
Tucker Day	5	252	50.4	70	1	2

FIELD GOALS	Att.	Made	Long	KICKS
Jace Christmann	3	3	44	44 made; 42 made; 20 made

ALL RETURNS	Punts			Kickoffs			Intercepted		
	No.	Yds.	Lg.	No.	Yds.	Lg.	No.	Yds.	Lg.
Dedrick Thomas	0	0	0	1	17	17	0	0	0
Willie Gay Jr.	0	0	0	0	0	0	1	46	46
Marcus Murphy	0	0	0	1	16	16	0	0	0
Malik Dear	2	9	9	0	0	0	0	0	0
Aaron Brule	1	0	0	0	0	0	0	0	0

## Iowa

RUSHING	Att.	Gain	Lost	Net	TD	Long	Avg.
Toren Young	3	7	0	7	0	3	2.3
Ivory Kelly-Martin	5	4	4	0	0	2	0.0
Team	1	0	1	-1	0	0	-1.0
Mekhi Sargent	7	6	9	-3	0	5	-0.4
Nate Stanley	4	3	21	-18	0	3	-4.5

PASSING	Com	Att	Int	Yds	TD	Long	Sacks
Nate Stanley	21	31	1	214	3	75	3

RECEIVING	No.	Yds.	TD	Long
Nick Easley	8	104	2	75
Ihmir Smith-Marsette	4	29	1	15
T.J. Hockenson	3	43	0	22
Brandon Smith	3	33	0	12
Toren Young	2	1	0	3
Mekhi Sargent	1	4	0	4

PUNTING	No.	Yds.	Avg.	Long	I20	TB
Colten Rastetter	7	241	34.4	47	0	0

FIELD GOALS	Att.	Made	Long	KICKS
Miguel Recinos	2	2	44	44 made; 40 made

ALL RETURNS	Punts			Kickoffs			Intercepted		
	No.	Yds.	Lg.	No.	Yds.	Lg.	No.	Yds.	Lg.
Ihmir Smith-Marsette	0	0	0	5	150	38	0	0	0
Kyle Groeneweg	1	4	4	0	0	0	0	0	0
Jake Gervase	0	0	0	0	0	0	1	28	28
Chauncey Golston	0	0	0	0	0	0	1	4	4

## Iowa Rallies Past No. 18 MSU on New Year's Day in Outback Bowl, 27-22

A late fourth-quarter comeback attempt fell just short for No. 18 Mississippi State on New Year's Day, with MSU dropping a 27-22 decision to Iowa in the Outback Bowl. The Bulldogs held the Hawkeyes to under 200 yards of total offense, including -15 yards rushing. **Nick Fitzgerald**, in his final game as a Bulldog, totaled 255 yards of total offense, passing for 152 while gaining 103 on the ground. That performance marked the 21st time the Richmond Hill, Georgia, native had run for over 100 yards. As a team, MSU gained 342 yards of offense, including 190 on the ground. Also playing in his final game at MSU, **Jeffery Simmons** was one of several Bulldogs who made plays in the Hawkeye backfield, notching a sack and 2.5 tackles for loss to pace the Maroon and White. MSU's defense posted three sacks and seven TFLs against Iowa. MSU got out to a 6-0 lead with a pair of first-quarter field goals by **Jace Christmann** from 44 and 42 yards out. The Hawkeyes then cut State's lead in half with a 44-yard kick by Miguel Recinos. Iowa then scored a pair of touchdowns through the air, with Nate Stanley hitting Nick Easley (75 yards) and Ihmir Smith-Marsette (15 yards) to give the Hawkeyes a 17-6 lead at the half. The Bulldogs would come out of the locker room hot to score a pair of touchdowns within 18 seconds of one another, both off turnovers. First, a **Willie Gay, Jr.**, interception return to the Iowa 6-yard line set up **Kylin Hill's** 1-yard push over the goal line on a swing pass from Fitzgerald. A few seconds later, **Mark McLaurin** recovered a fumble on the kickoff return at the Iowa 33. The next play, Fitzgerald scampered for his 101st career touchdown to give State a 19-17 lead. Iowa would reclaim the lead at 24-19 on an 8-yard touchdown catch by Easley late in the third quarter. A 20-yard kick by State's Christmann would cut the deficit to 24-22 with 12:04 remaining. A 40-yard kick by Recinos extended the Hawkeyes' lead to 27-22 with 5:51 left. State regained possession with 2:22 left, having to go 68 yards to score the go-ahead touchdown but with no timeouts remaining. Fitzgerald led the MSU offense into Hawkeye territory, reaching the Iowa 37. However, the nine-play drive ended on an incomplete fourth-down pass with 25 seconds left, turning the ball over on downs, and Iowa took a knee to secure the victory.

Mississippi State	6	0	13	3	- 22
Iowa	0	17	7	3	- 27

1st	06:37	MSU	Jace Christmann 44 yd field goal
	00:45	MSU	Jace Christmann 42 yd field goal
2nd	10:02	IOWA	Miguel Recinos 44 yd field goal
	07:55	IOWA	Nick Easley 75 yd pass from Nate Stanley (Miguel Recinos kick)
	06:18	IOWA	Ihmir Smith-Marsette 15 yd pass from Nate Stanley (Miguel Recinos kick)
3rd	11:26	MSU	Kylin Hill 1 yd pass from Nick Fitzgerald (Nick Fitzgerald pass failed)
	11:08	MSU	Nick Fitzgerald 33 yd run (Jace Christmann kick)
	01:55	IOWA	Nick Easley 8 yd pass from Nate Stanley (Miguel Recinos kick)
4th	12:04	MSU	Jace Christmann 20 yd field goal
	05:51	IOWA	Miguel Recinos 40 yd field goal

## Team Stats

	MSU	IOWA
FIRST DOWNS	15	11
Rushing	11	1
Passing	4	7
Penalty	0	3
NET YARDS RUSHING	190	-15
Rushing Attempts	42	20
Average Per Rush	4.5	-0.8
NET YARDS PASSING	152	214
Completions-Attempts-Int	14-32-2	21-31-1
Average Per Attempt	4.8	6.9
Average Per Completion	10.9	10.2
TOTAL OFFENSE YARDS	342	199
Total offense plays	74	51
Average Gain Per Play	4.6	3.9
Fumbles: Number-Lost	1-1	1-1
Penalties: Number-Yards	8-90	0-0
PUNTS-YARDS	5-252	7-241
KICKOFFS-YARDS	6-379	6-384
Punt returns: Number-Yards-TD	3-9-0	1-4-0
Kickoff returns: Number-Yds-TD	2-33-0	5-150-0
Interceptions: Number-Yds-TD	1-46-0	2-32-0
Fumble Returns: Number-Yds-TD	1--2-0	1-0-0
Possession Time	33:34	26:26
Third-Down Conversions	5 of 17	1 of 11
Fourth-Down Conversions	1 of 2	1 of 1
Red-Zone Scores-Chances	2-3	2-2
Sacks By: Number-Yards	3-21	1-7
PAT Kicks	1-1	3-3



**1895 (0-2)**

<b>0-0 H • 0-2 A • 0-0 N</b>		<b>W.M. Matthews</b>	
11/16	at Union	0-21	L
12/7	at Memphis Athletic Club	0-16	L

**1896 (0-4)**

<b>0-1 H • 0-3 A • 0-0 N</b>		<b>J.B. Hildebrand</b>	
10/10	UNION	0-8	L
10/24	at Alabama	0-20	L
11/20	at LSU [Fri.]	0-52	L
11/21	at New Orleans Athletic Club	0-55	L

**1901 (2-2-1)**

<b>1-0 H • 1-2-1 A • 0-0 N</b>		<b>L.B. Harvey</b>	
10/26	at Christian Brothers	0-0	T
10/28	OLE MISS [Mon.]	17-0	W
11/2	at Meridian Athletic Club	11-5	W
11/19	at Tulane [Tue.]	6-24	L
11/26	at Alabama [Tue.]	0-45	L

**1902 (1-4-1)**

<b>0-3 H • 1-1-1 A • 0-0 N</b>		<b>L. Gwinn</b>	
10/17	CUMBERLAND [Fri.]	6-15	L
10/25	OLE MISS	0-21	L
11/1	at Tulane	11-11	T
11/8	at Alabama	0-27	L
11/15	at Howard	26-0	W
11/27	LSU [Thu.]	0-6	L

**1903 (3-0-2)**

<b>1-0 H • 1-0-2 A • 1-0 N</b>		<b>Dan Martin</b>	
10/16	Alabama (at Columbus) [Fri.]	11-0	W
10/24	at Meridian Athletic Club	43-0	W
11/7	LSU	11-0	W
11/14	at Ole Miss	6-6	T
12/5	at Tulane	0-0	T

**1904 (2-5)**

<b>2-1 H • 0-1 A • 0-3 N</b>		<b>Dan Martin</b>	
10/1	Vanderbilt (at Columbus)	0-30	L
10/15	Alabama (at Columbus)	0-6	L
10/22	Ole Miss (at Columbus)	5-17	L
10/29	at Tulane	0-10	L
11/11	TENNESSEE MED. COLL. [Fri.]	59-0	W
11/18	CUMBERLAND [Fri.]	5-27	L
11/25	LOUISIANA TECH [Fri.]	32-5	W

**1905 (3-4)**

<b>1-1 H • 1-2 A • 1-1 N</b>		<b>Dan Martin</b>	
10/14	at Alabama	0-34	L
10/20	at Marion [Ala.] Mlt. Inst. [Fri.]	38-0	W
10/27	Auburn (at Columbus) [Fri.]	0-18	L
11/11	HOWARD	44-0	W
11/18	CUMBERLAND	5-27	L
11/30	Ole Miss (at Jackson) [Thu.]	11-0	W
12/2	at LSU	0-15	L

**1906 (2-2-1)**

<b>2-1 H • 0-0 A • 0-1-1 N</b>		<b>Dan Martin</b>	
9/29	HOWARD	30-0	W
10/13	MARION [Ala.] MILITARY INST.	62-0	W
10/26	LSU (at Columbus) [Fri.]	0-0	T
11/3	ALABAMA	4-16	L
11/25	Ole Miss (at Jackson) [Sun.]	5-29	L

**1907 (6-3)**

<b>3-0 H • 1-2 A • 2-1 N</b>		<b>Fred Furman</b>	
10/2	SOUTHWESTERN [Wed.]	7-0	W
10/10	at Sewanee [Thu.]	0-38	L
10/12	at Howard	12-5	W
10/19	UNION	80-0	W
10/24	Mercer (at Columbus) [Thu.]	75-0	W
10/30	DRURY COLLEGE [Wed.]	6-0	W
11/9	at LSU	11-23	L
11/16	Tennessee (at Memphis)	4-11	L
11/28	Ole Miss (at Jackson) [Thu.]	15-0	W

**1908 (3-4)**

<b>2-0 H • 0-3 A • 1-1 N</b>		<b>Fred Furman</b>	
10/10	LOUISIANA TECH	47-0	W
10/17	at Georgia Tech	0-23	L
10/23	LOUISIANA-LAFAYETTE (at Columbus) [Fri.]	5-6	L
10/31	TRANSYLVANIA	12-5	W
11/7	at LSU	0-50	L
11/14	at Tulane	0-23	L
11/20	Ole Miss (at Jackson) [Fri.]	44-6	W

**1909 (5-4)**

<b>3-0 H • 0-3 A • 2-1 N</b>		<b>W.D. Chadwick</b>	
10/2	BIRMINGHAM-SOUTHERN	21-0	W
10/9	CUMBERLAND	34-6	W
10/16	at LSU	0-15	L
10/22	Southwestern (at Columbus) [Fri.]	31-0	W
10/30	at Tulane	0-2	L
11/2	Union (at Columbus) [Tue.]	25-0	W
11/8	at Howard [Mon.]	0-6	L
11/13	CHATTANOOGA	37-6	W
11/25	Ole Miss (at Jackson) [Thu.]	5-9	L

**1910 (7-2)**

<b>5-0 H • 1-1 A • 1-1 N</b>		<b>W.D. Chadwick</b>	
10/1	MISSISSIPPI COLLEGE	24-0	W
10/8	at Auburn	0-6	L
10/15	MEMPHIS	6-0	W
10/21	LSU (at Columbus) [Fri.]	3-0	W
10/31	TENNESSEE [Mon.]	48-0	W
11/5	at Tulane	10-0	W
11/12	BIRMINGHAM-SOUTHERN	46-0	W
11/18	HOWARD [Fri.]	82-0	W
11/24	Ole Miss (at Jackson) [Thu.]	0-30	L

**1911 (7-2-1)**

<b>4-1 H • 1-0 A • 2-1-1 N</b>		<b>W.D. Chadwick</b>	
9/29	MISSISSIPPI COLLEGE [Fri.]	27-6	W
10/7	SOUTHWESTERN	30-0	W
10/14	HOWARD [Fri.]	48-0	W
10/20	Alabama (at Columbus) [Fri.]	6-6	T
10/27	Auburn (at Birmingham) [Fri.]	5-11	L
11/3	BIRMINGHAM-SOUTHERN [Fri.]	62-0	W
11/11	LSU (at Gulfport)	6-0	W
11/20	TULANE [Mon.]	4-5	L
11/30	Ole Miss (at Jackson) [Thu.]	6-0	W
1/1	at Havana [Cuba] AC [Mon.]	12-0	W

**1912 (4-3)**

<b>2-0 H • 1-1 A • 1-2 N</b>		<b>W.D. Chadwick</b>	
10/4	MISSISSIPPI COLLEGE [Fri.]	19-0	W
10/12	TENNESSEE MED. COLLEGE	32-0	W
10/18	Alabama (at Aberdeen) [Fri.]	7-0	W
10/26	Auburn (at Birmingham, Ala.)	0-7	L
11/2	at LSU	7-0	W
11/9	at Tulane	24-27	L
11/28	Texas A&M (at Houston) [Thu.]	7-41	L

**1913 (6-1-1)**

<b>3-0-1 H • 1-0 A • 2-1 N</b>		<b>W.D. Chadwick</b>	
10/4	HOWARD	66-0	W
10/10	MISSISSIPPI COLLEGE [Fri.]	1-0	W
10/17	Transylvania (at Columbus) [Fri.]	31-0	W
10/25	Auburn (at Birmingham)	0-34	L
11/1	at Texas A&M	6-0	W
11/8	TULANE	32-0	W
11/15	LSU	0-0	T
11/27	Alabama (at Birmingham) [Thu.]	7-0	W

**1914 (6-2)**

<b>3-0 H • 1-1 A • 2-1 N</b>		<b>E.C. Hayes</b>	
10/3	MARION [Ala.] MILITARY INST.	54-0	W
10/10	CUMBERLAND	77-0	W
10/17	at Kentucky	13-19	L
10/24	Auburn (at Birmingham)	0-19	L
10/31	at Georgia	9-0	W
11/7	MERCER	66-0	W
11/14	Tulane (at Jackson)	61-0	W
11/26	Alabama (at Birmingham) [Thu.]	9-0	W

**1915 (5-2-1)**

<b>1-0-1 H • 1-1 A • 3-1 N</b>		<b>E.C. Hayes</b>	
10/2	Mississippi College (at Jackson)	12-0	W
10/9	TRANSYLVANIA	0-0	T
10/16	KENTUCKY	12-0	W
10/23	Auburn (at Birmingham, Ala.)	0-26	L
10/30	at LSU	0-10	L
11/6	Ole Miss (at Tupelo)	65-0	W
11/13	at Tennessee	14-0	W
11/25	Texas A&M (at Dallas) [Thu.]	7-0	W

**1916 (4-4-1)**

<b>1-1 H • 1-1-1 A • 2-2 N</b>		<b>E.C. Hayes</b>	
10/6	Miss. Coll. (at Aberdeen) [Fri.]	6-13	L
10/14	at Chattanooga	33-0	W
10/21	TRANSYLVANIA	13-0	W
10/27	Auburn (at Birmingham) [Fri.]	3-7	L
11/3	Ole Miss (at Tupelo) [Fri.]	36-0	W
11/11	LSU	3-13	L
11/18	at Kentucky	3-13	L
11/20	at Maryville College [Mon.]	7-7	T
11/30	Arkansas (at Memphis) [Thu.]	20-7	W

**1917 (6-1)**

<b>3-0 H • 1-0 A • 2-1 N</b>		<b>Sid Robinson</b>	
10/5	MARION [Ala.] MLT. INST. [Fri.]	18-6	W
10/13	MISSISSIPPI COLLEGE	68-0	W
10/27	Auburn (at Birmingham)	6-13	L
11/3	Ole Miss (at Tupelo)	41-14	W
11/10	KENTUCKY	14-0	W
11/17	at LSU	9-0	W
11/29	Haskell Inst. (at Memphis) [Thu.]	7-6	W

**1918 (3-2)**

<b>2-2 H • 1-0 A • 0-0 N</b>		<b>Sid Robinson</b>	
11/2	PAYNE FIELD [Miss.]	6-7	L
11/9	CAMP SHELBY [Miss.]	12-0	W
11/16	PARK FIELD [Tenn.]	0-6	L
11/28	OLE MISS [Thu.]	34-0	W
12/7	at Ole Miss	13-0	W

**1919 (6-2)**

<b>4-0 H • 1-0 A • 1-2 N</b>		<b>Sid Robinson</b>	
10/4	SPRING HILL [Ala.] COLLEGE	12-6	W
10/11	MISSISSIPPI COLLEGE	56-7	W
10/18	at Tennessee	6-0	W
10/25	HOWARD	39-0	W
11/1	LSU	6-0	W
11/8	Ole Miss (at Clarksdale)	33-0	W
11/15	Auburn (at Birmingham)	0-7	L
11/27	Alabama (at Birmingham) [Thu.]	6-14	L

**1920 (5-3)**

<b>3-0 H • 1-2 A • 1-1 N</b>		<b>Fred Holtkamp</b>
10/2	MISSISSIPPI COLLEGE	27-0 W
10/9	at Indiana	0-24 L
10/16	SOUTHERN MLT. ACADEMY	33-0 W
10/23	at LSU	12-7 W
10/30	TENNESSEE	13-7 W
11/6	Ole Miss (at Greenwood)	20-0 W
11/13	at Tulane	0-6 L
11/25	Alabama (at Birmingham) [Thu.]	7-24 L

**1921 (4-4-1)**

<b>2-1 H • 0-2 A • 2-1-1 N</b>		<b>Fred Holtkamp</b>
10/1	BIRMINGHAM-SOUTHERN	20-7 W
10/8	OUACHITA	21-6 W
10/15	Miss. College (at Jackson)	14-13 W
10/22	at Tulane	0-7 L
10/29	Ole Miss (at Greenwood)	21-0 W
11/5	Tennessee (at Memphis)	7-14 L
11/11	at Texas [Fri.]	7-54 L
11/24	Alabama (at Birmingham) [Thu.]	7-7 T
12/3	LSU	14-17 L

**1922 (3-4-2)**

<b>1-1-2 H • 1-1 A • 1-2 N</b>		<b>C.R. "Dudy" Noble</b>
10/7	BIRMINGHAM-SOUTHERN	14-0 W
10/14	HOWARD	0-0 T
10/21	Ole Miss (at Jackson)	19-13 W
10/28	at Tulane	0-26 L
11/4	OUACHITA	7-7 T
11/11	Tennessee (at Memphis)	3-31 L
11/18	at LSU	7-0 W
11/25	DRAKE	6-48 L
11/30	Alabama (at Birmingham) [Thu.]	0-59 L

**1923 (5-2-2)**

<b>4-0 H • 0-0-1 A • 1-2-1 N</b>		<b>Earl Able</b>
10/6	MILLSAPS COLLEGE	28-6 W
10/13	OUACHITA	6-0 W
10/20	Ole Miss (at Jackson)	13-6 W
10/27	Tennessee (at Memphis)	3-7 L
11/3	at Vanderbilt	0-0 T
11/10	UNION	6-0 W
11/17	Illinois (at Urbana, Ill.)	0-27 L
11/24	Florida (at Jacksonville)	13-13 T
12/1	LSU	14-7 W

**1924 (5-4)**

<b>2-1 H • 1-2 A • 2-1 N</b>		<b>Earl Able</b>
10/4	MILLSAPS COLLEGE	28-6 W
10/11	OUACHITA	0-12 L
10/18	Ole Miss (at Jackson)	20-0 W
10/25	Tennessee (at Memphis)	7-2 W
11/1	at Tulane	14-6 W
11/8	at Vanderbilt	0-18 L
11/15	MISSISSIPPI COLLEGE	7-6 W
11/22	Florida (at Montgomery)	0-27 L
11/27	at Washington [St. Louis] [Thu.]	6-12 L

**1925 (3-4-1)**

<b>2-0-1 H • 0-3 A • 1-1 N</b>		<b>Bernie Bierman</b>
10/3	MILLSAPS COLLEGE	34-0 W
10/10	OUACHITA	3-3 T
10/17	at Tulane	3-25 L
10/24	Ole Miss (at Jackson)	6-0 W
10/31	at Alabama	0-6 L
11/7	MISSISSIPPI COLLEGE	46-0 W
11/14	at Tennessee	9-14 L
11/21	Florida (at Tampa)	0-12 L

**1926 (5-4)**

<b>2-2 H • 2-1 A • 1-1 N</b>		<b>Bernie Bierman</b>
9/25	at Birmingham-Southern	19-7 W
10/2	MISSISSIPPI COLLEGE	41-0 W
10/9	Alabama (at Meridian)	7-26 L
10/16	MILLSAPS COLLEGE	34-0 W
10/23	LSU (at Jackson)	7-6 W
10/30	TENNESSEE	0-33 L
11/6	at Tulane	14-0 W
11/13	at Indiana	6-19 L
11/25	OLE MISS [Thu.]	6-7 L

**1927 (5-3)**

<b>3-0 H • 1-2 A • 1-1 N</b>		<b>J.W. Hancock</b>
10/1	BIRMINGHAM-SOUTHERN	27-0 W
10/8	LOUISIANA TECH	14-0 W
10/15	at Tulane	13-6 W
10/22	LSU (at Jackson)	7-9 L
10/29	at Alabama	7-13 L
11/12	Auburn (at Birmingham)	7-0 W
11/18	MILLSAPS COLLEGE [Fri.]	6-0 W
11/25	at Ole Miss [Fri.]	12-20 L

**1928 (2-4-2)**

<b>1-2-1 H • 0-0-1 A • 1-2 N</b>		<b>J.W. Hancock</b>
9/29	OUACHITA	20-6 W
10/6	Tulane (at Jackson)	6-51 L
10/13	ALABAMA	0-46 L
10/21	LSU (at Jackson) [Sun.]	0-31 L
11/3	at Michigan State	6-6 T
11/10	CENTENARY	6-6 T
11/17	Auburn (at Birmingham)	13-0 W
11/29	OLE MISS [Thu.]	19-20 L

**1929 (1-5-2)**

<b>1-1-1 H • 0-2-1 A • 0-2 N</b>		<b>J.W. Hancock</b>
9/27	HENDERSON-BROWN [Fri.]	0-7 L
10/5	at Georgia Tech	13-27 L
10/12	at Tulane	0-34 L
10/19	LSU (at Jackson)	6-31 L
11/2	MISSISSIPPI COLLEGE	6-0 W
11/9	Michigan State (at Jackson)	19-33 L
11/16	MILLSAPS COLLEGE	0-0 T
11/28	at Ole Miss [Thu.]	7-7 T

**1930 (2-7)**

<b>0-4 H • 0-2 A • 2-1 N</b>		<b>Chris Cagle</b>
9/27	SOUTHWESTERN	0-14 L
10/4	Mississippi College (at Jackson)	12-13 L
10/11	MILLSAPS COLLEGE	13-19 L
10/18	LSU (at Jackson)	8-6 W
10/25	at North Carolina State	0-14 L
11/1	at Tulane	0-53 L
11/8	HENDERSON STATE	7-25 L
11/15	Auburn (at Birmingham, Ala.)	7-6 W
11/27	OLE MISS [Thu.]	0-20 L

**1931 (2-6)**

<b>1-2 H • 1-3 A • 0-1 N</b>		<b>Ray Dauber</b>
9/26	at Millsaps College	10-7 W
10/3	MISSISSIPPI COLLEGE	2-6 L
10/10	Alabama (at Meridian)	0-53 L
10/17	at LSU	0-31 L
10/31	at Tulane	7-59 L
11/7	NORTH CAROLINA STATE	0-6 L
11/14	SOUTHWESTERN	14-0 W
11/26	at Ole Miss [Thu.]	14-25 L

**1932 (3-5)**

<b>2-1 H • 0-2 A • 1-2 N</b>		<b>Ray Dauber</b>
10/1	Alabama (at Montgomery)	0-53 L
10/8	Miss. College (at Jackson)	18-7 W
10/15	LSU (at Monroe, La.)	0-24 L
10/22	MILLSAPS COLLEGE	9-8 W
10/27	at Indiana [Thu.]	0-19 L
11/5	at Tennessee	0-31 L
11/12	SOUTHWESTERN	6-0 W
11/24	OLE MISS [Thu.]	0-13 L

**1933 (3-6-1, 1-5-1 SEC)**

<b>3-0 H • 0-5-1 A • 0-1 N</b>		<b>Ross McKechnie</b>
9/30	MILLSAPS COLLEGE	12-0 W
10/7	* at Tennessee	0-20 L
10/14	* at Alabama	0-18 L
10/21	* at Vanderbilt	7-7 T
10/27	at Southwestern [Fri.]	0-6 L
11/4	MISSISSIPPI COLLEGE	18-0 W
11/11	* at Tulane	0-33 L
11/18	* SEWANEE	26-13 W
11/25	* LSU (at Monroe, LA)	6-21 L
12/2	* at Ole Miss	0-31 L

**1934 (4-6, 0-5 SEC)**

<b>1-1 H • 3-4 A • 0-1 N</b>		<b>Ross McKechnie</b>
9/21	at Howard [Fri.]	13-7 W
9/29	* at Vanderbilt	0-7 L
10/5	MILLSAPS COLLEGE [Fri.]	6-7 L
10/13	* at Alabama	0-41 L
10/20	at Southwestern	21-6 W
10/26	MISSISSIPPI COLLEGE [Fri.]	13-6 W
11/3	* at LSU	3-25 L
11/10	* at Tennessee	0-14 L
11/17	at Loyola [New Orleans]	20-6 W
12/1	* Ole Miss (at Jackson)	3-7 L

**1935 (8-3, 2-3 SEC)**

<b>3-0 H • 5-3 A • 0-0 N</b>		<b>Ralph Sasse</b>
9/20	HOWARD [Fri.]	19-6 W
9/28	* at Vanderbilt	9-14 L
10/4	MILLSAPS COLLEGE [Fri.]	45-0 W
10/12	* at Alabama	20-7 W
10/18	at Loyola [New Orleans] [Fri.]	6-0 W
10/26	at Xavier [Ohio]	7-0 W
11/2	at Army	13-7 W
11/9	* at LSU	13-28 L
11/15	Southern Miss [Fri.]	27-0 W
11/23	* SEWANEE	25-0 W
11/30	* at Ole Miss	6-14 L

**1936 (7-3-1, 3-2 SEC)**

<b>4-0 H • 1-2 A • 2-1-1 N</b>		<b>Ralph Sasse</b>
9/26	MILLSAPS COLLEGE	20-0 W
10/3	HOWARD	35-0 W
10/10	* at Alabama	0-7 L
10/17	Loyola [N.O.] (at Meridian)	32-0 W
10/24	TCU (at Dallas)	0-0 T
10/31	* Sewanee (at Jackson)	68-0 W
11/7	* at LSU (NR-#7)	0-12 L
11/21	* OLE MISS	26-6 W
11/28	MERCER	32-0 W
12/5	* at Florida	7-0 W

**ORANGE BOWL (at MIAMI, FLA.)**

1/1	Duquesne [Fri.]	12-13 L
-----	-----------------	---------

**1937 (5-4-1, 3-2 SEC)****4-1 H • 1-1-1 A • 0-2 N****Ralph Sasse**

9/25	DELTA STATE	39-0	W
10/2	HOWARD	38-0	W
10/9	Texas A&M (@ Tyler, Texas)	0-14	L
10/16	* Auburn (@ Birmingham)	7-33	L
10/23	* FLORIDA (HC)	14-13	W
10/30	at Centenary	0-0	T
11/6	* at LSU (NR-#18)	0-41	L
11/12	* SEWANEE (Fri.)	12-0	W
11/30	* at Ole Miss [Tue.]	9-7	W
12/4	DUQUESNE	0-9	L

**1938 (4-6, 1-4 SEC)****3-1 H • 1-3 A • 0-2 N****Spike Nelson**

9/25	HOWARD [Sun.]	19-0	W
10/1	* FLORIDA (HC)	22-0	W
10/8	LOUISIANA TECH	48-0	W
10/14	* Auburn (@ Montgomery) [Fri.]	6-20	L
10/21	at Duquesne [Fri.]	12-7	W
10/29	* at Tulane	0-27	L
11/5	* at LSU	7-32	L
11/12	Centenary (@ Meridian)	0-19	L
11/19	at Southwestern	3-7	L
11/26	* OLE MISS	6-19	L

**1939 (8-2, 3-2 SEC)****4-0 H • 3-1 A • 1-1 N****Allyn McKeen**

9/23	HOWARD	45-0	W
9/30	Arkansas (@ Memphis)	19-0	W
10/7	* at Florida	14-0	W
10/14	* Auburn (@ Birmingham, Ala.)	0-7	L
10/21	SOUTHWESTERN	37-0	W
10/28	* at Alabama	0-7	L
11/4	BIRMINGHAM-SOUTHERN (HC)	28-0	W
11/11	* at LSU	15-12	W
11/18	MILLSAPS COLLEGE	40-0	W
11/25	* at Ole Miss	18-6	W

**1940 (10-0-1, 4-0-1 SEC)****Final Rank: #9 AP****4-0 H • 5-0 A • 1-0-1 N****Allyn McKeen**

9/28	* at Florida	27-7	W
10/5	LOUISIANA-LAFAYETTE	20-0	W
10/12	* Auburn (@ Birmingham)	7-7	T
10/19	HOWARD (HC)	40-7	W
10/26	at North Carolina State	26-10	W
11/2	at Southwestern (#20-NR)	13-0	W
11/9	* at LSU (#19-NR)	22-7	W
11/16	MILLSAPS (#15-NR)	46-13	W
11/23	* OLE MISS (#16-#11)	19-0	W
11/30	* at Alabama (#11-NR)	13-0	W

**ORANGE BOWL (@ MIAMI, FLA.)**

1/1	Georgetown (#9-#13) [Wed.]	14-7	W
-----	----------------------------	------	---

**1941 (8-1-1, 4-0-1 SEC)****Final Rank: #16 AP****SEC CHAMPIONS****3-0 H • 4-1-1 A • 1-0 N****Allyn McKeen**

9/27	* FLORIDA	6-0	W
10/4	* at Alabama (#19-NR)	14-0	W
10/11	* at LSU	0-0	T
10/25	UNION (HC)	56-7	W
11/1	at Southwestern (#17-NR)	20-6	W
11/8	* Auburn (@ Birmingham) (#16-NR)	14-7	W
11/15	at Duquesne (#13-#10)	0-16	L
11/22	MILLSAPS COLLEGE	49-6	W
11/29	* at Ole Miss (NR-#14)	6-0	W
12/6	at San Francisco (#16-NR)	26-13	W

**1942 (8-2, 5-2 SEC)****Final Rank: #18 AP****3-0 H • 3-2 A • 2-0 N****Allyn McKeen**

9/26	UNION	35-2	W
10/3	* at Alabama	6-21	L
10/10	* at LSU	6-16	L
10/17	* at Vanderbilt (NR-#12)	33-0	W
10/24	* at Florida (#16-NR)	26-12	W
10/31	* Auburn (@ Birmingham, Ala.)	6-0	W
11/7	* at Tulane	7-0	W
11/14	DUQUESNE (HC)	28-6	W
11/28	* OLE MISS (#16-NR)	34-13	W
12/5	San Francisco (@ Memphis) (#18-NR)	19-7	W

**1943 No Team (World War II)****1944 (6-2, 3-2 SEC)****3-0 H • 1-2 A • 2-0 N****Allyn McKeen**

9/30	JACKSON [Miss.] AFB	41-0	W
10/7	MILLSAPS COLLEGE	56-0	W
10/14	ARKANSAS A&M	49-20	W
10/21	* at LSU	13-6	W
11/4	* Kentucky (@ Memphis)	26-0	W
11/11	* Auburn (@ Birmingham) (#19-NR)	26-21	W
11/18	* at Alabama (#16-NR)	0-19	L
11/25	* at Ole Miss	8-13	L

**1945 (6-3, 2-3 SEC)****3-1 H • 1-2 A • 2-0 N****Allyn McKeen**

9/29	LOUISIANA-LAFAYETTE	31-0	W
10/6	* Auburn (@ Birmingham)	20-0	W
10/13	Detroit (@ Memphis) (#20-NR)	41-6	W
10/20	MAXWELL FIELD (#20-NR)	16-6	W
11/3	* at Tulane (#15-#17)	13-14	L
11/10	* at LSU (NR-#14)	27-20	W
11/17	NORTHWESTERN ST. (#16-NR)	54-0	W
11/24	* OLE MISS (#15-NR)	6-7	L
12/1	* at Alabama	13-55	L

**1946 (8-2, 3-2 SEC)****3-0 H • 3-2 A • 2-0 N****Allyn McKeen**

9/29	CHATTANOOGA [Sun.]	41-7	W
10/5	* at LSU	6-13	L
10/12	at Michigan State	6-0	W
10/19	San Francisco (@ Memphis)	48-20	W
10/26	* at Tulane	14-7	W
11/2	MURRAY STATE (HC)	69-0	W
11/9	* Auburn (@ Birmingham)	33-0	W
11/16	NORTHWESTERN [LA] STATE	27-0	W
11/23	* at Ole Miss	20-0	W
11/30	* at Alabama (#19-NR)	7-24	L

**1947 (7-3, 2-2 SEC)****4-1 H • 2-2 A • 1-0 N****Allyn McKeen**

9/26	CHATTANOOGA [Fri.]	19-0	W
10/4	at Michigan State	0-7	L
10/11	at San Francisco	21-14	W
10/18	DUQUESNE	34-0	W
10/25	HARDIN-SIMMONS (HC)	27-7	W
11/1	* at Tulane	20-0	W
11/8	* Auburn (@ Birmingham)	14-0	W
11/15	* at LSU (NR-#15)	6-21	L
11/22	SOUTHERN MISS	14-7	W
11/29	* OLE MISS	14-33	L

**1948 (4-4-1, 3-3 SEC)****1-2 H • 2-2 A • 1-0-1 N****Allyn McKeen**

9/25	* at Tennessee	21-6	W
10/2	Baylor (@ Memphis)	7-7	T
10/9	CLEMSON	7-21	L
10/16	CINCINNATI (HC)	27-0	W
10/23	* ALABAMA	7-10	L
10/30	* at Tulane (NR-#19)	0-9	L
11/6	* Auburn (@ Birmingham)	20-0	W
11/13	* at LSU	7-0	W
11/27	* at Ole Miss	7-34	L

**1949 (0-8-1, 0-6 SEC)****0-2 H • 0-6-1 A • 0-0 N****Slick Morton**

9/24	* at Tennessee	0-10	L
10/1	BAYLOR (HC)	6-14	L
10/8	at Clemson	7-7	T
10/15	at Cincinnati	0-19	L
10/22	* at Alabama	6-35	L
10/29	* at Tulane	6-54	L
11/5	* at Auburn	6-25	L
11/12	* at LSU (NR-#16)	7-34	L
11/26	* OLE MISS	0-26	L

**1950 (4-5, 3-4 SEC)****3-1 H • 1-3 A • 0-1 N****Slick Morton**

9/23	ARKANSAS STATE	67-0	W
9/30	* TENNESSEE (NR-#4)	7-0	W
10/7	Baylor (@ Shreveport, LA)	7-14	L
10/14	* at Georgia	0-27	L
10/28	* at Alabama	7-14	L
11/4	* AUBURN	27-0	W
11/11	* KENTUCKY (HC) (NR-#4)	21-48	L
11/18	* at LSU	13-7	W
12/2	* at Ole Miss	20-27	L

**1951 (4-5, 2-5 SEC)****2-2 H • 2-3 A • 0-0 N****Slick Morton**

9/22	ARKANSAS STATE	32-0	W
9/29	* at Tennessee	0-14	L
10/6	* GEORGIA (NR-#13)	6-0	W
10/13	* at Kentucky	0-27	L
10/27	* ALABAMA (HC)	0-7	L
11/3	* at Tulane	10-7	W
11/10	at Memphis State	27-20	W
11/17	* at LSU	0-3	L
12/1	* OLE MISS	7-49	L

**1952 (5-4, 3-4 SEC)****3-0 H • 2-3 A • 0-1 N****Murray Warmath**

9/27	* Tennessee (@ Memphis) (NR-#6)	7-14	L
10/4	ARKANSAS STATE	41-14	W
10/11	NORTH TEXAS STATE	14-0	W
10/18	* KENTUCKY (HC)	27-14	W
10/25	* at Alabama	19-42	L
11/1	* at Tulane	21-34	L
11/8	* at Auburn	49-34	W
11/15	* at LSU	33-14	W
11/29	* at Ole Miss (NR-#6)	14-20	L

**1953 (5-2-3, 3-1-3 SEC)****1-0-2 H • 4-1-1 A • 0-1 N****Murray Warmath**

9/19	at Memphis	34-6	W
9/26	* at Tennessee (NR-#17)	26-0	W
10/3	NORTH TEXAS STATE (#11-NR)	21-6	W
10/10	* AUBURN (HC) (#13-NR)	21-21	T
10/17	* at Kentucky (#20-NR)	13-32	L
10/24	* at Alabama	7-7	T
10/31	Texas Tech (@ Jackson)	20-27	L
11/7	* at Tulane	21-0	W
11/14	* at LSU	26-13	W
11/28	* OLE MISS	7-7	T

**1954 (6-4, 3-3 SEC)**

<b>3-0 H • 3-3 A • 0-1 N</b>	<b>Darrell Royal</b>
9/18 MEMPHIS	27-7 W
9/25 * Tennessee ( @ Memphis)	7-19 L
10/2 ARKANSAS STATE	46-13 W
10/9 * at Tulane	14-0 W
10/15 at Miami [Fla.] [Fri.]	13-27 L
10/23 * at Alabama	12-7 W
10/30 * at Florida	0-7 L
11/6 NORTH TEXAS STATE (HC)	48-26 W
11/13 * at LSU	25-0 W
11/27 * at Ole Miss	0-14 L

**1955 (6-4, 4-4 SEC)**

<b>3-1 H • 3-3 A • 0-0 N</b>	<b>Darrell Royal</b>
9/17 * at Florida	14-20 L
9/24 * at Tennessee	13-7 W
10/1 MEMPHIS	33-0 W
10/8 * TULANE (HC)	14-0 W
10/15 * at Kentucky (NR-#20)	20-14 W
10/22 * at Alabama	26-7 W
10/29 NORTH TEXAS STATE	20-7 W
11/5 * at Auburn (#20-#14)	26-27 L
11/12 * at LSU (#18-NR)	7-34 L
11/26 * OLE MISS (NR-#15)	0-26 L

**1956 (4-6, 2-5 SEC)**

<b>2-1 H • 2-5 A • 0-0 N</b>	<b>Wade Walker</b>
9/22 * FLORIDA	0-26 L
9/29 at Houston	7-18 L
10/6 * at Georgia	19-7 W
10/13 TRINITY (HC)	18-6 W
10/20 ARKANSAS STATE	19-9 W
10/27 * at Alabama	12-13 L
11/3 * at Tulane	14-20 L
11/10 * at Auburn	20-27 L
11/17 * at LSU	32-13 W
12/1 * at Ole Miss	7-13 L

**1957 (6-2-1, 4-2-1 SEC)**

Final Rank: #14 AP

<b>2-0-1 H • 3-1 A • 1-1 N</b>	<b>Wade Walker</b>
9/28 MEMPHIS	10-6 W
10/5 * at Tennessee	9-14 L
10/12 ARKANSAS STATE (HC)	47-13 W
10/19 * at Florida	29-20 W
10/26 * at Alabama	25-13 W
11/2 * Tulane ( @ Jackson)	27-6 W
11/9 * Auburn ( @ Birmingham) (#17-#3)	7-15 L
11/16 * at LSU (#12-NR)	14-6 W
11/30 * OLE MISS (#13-#7)	7-7 T

**1958 (3-6, 1-6 SEC)**

<b>2-1 H • 1-3 A • 0-2 N</b>	<b>Wade Walker</b>
9/27 * at Florida (#11-#18)	14-7 W
10/4 * Tennessee ( @ Memphis) (#11-NR)	8-13 L
10/11 MEMPHIS	28-6 W
10/18 ARKANSAS STATE	38-0 W
10/25 * ALABAMA (HC) (#19-NR)	7-9 L
11/1 * at Kentucky	12-33 L
11/8 * at Auburn (NR-#5)	14-33 L
11/15 * LSU ( @ Jackson) (NR-#1)	6-7 L
11/29 * at Ole Miss (NR-#13)	0-21 L

**1959 (2-7, 0-7 SEC)**

<b>2-1 H • 0-4 A • 0-2 N</b>	<b>Wade Walker</b>
9/26 * at Florida (NR-#19)	13-14 L
10/3 * at Tennessee (NR-#9)	6-22 L
10/10 ARKANSAS STATE	49-14 W
10/17 * Georgia ( @ Atlanta)	0-15 L
10/24 MEMPHIS (HC)	28-23 W
10/31 * at Alabama	0-10 L
11/7 * Auburn ( @ Birmingham) (NR-#8)	0-31 L
11/14 * at LSU (NR-#3)	0-27 L
11/28 * OLE MISS (NR-#2)	0-42 L

**1960 (2-6-1, 0-5-1 SEC)**

<b>2-2 H • 0-4 A • 0-0-1 N</b>	<b>Wade Walker</b>
9/24 HOUSTON	10-14 L
10/1 * Tennessee ( @ Memphis) (NR-#11)	0-0 T
10/8 ARKANSAS STATE	29-9 W
10/15 * at Georgia	17-20 L
10/22 MEMPHIS	21-0 W
10/29 * ALABAMA (HC)	0-7 L
11/5 * at Auburn	12-27 L
11/12 * at LSU	3-7 L
11/26 * at Ole Miss (NR-#3)	9-35 L

**1961 (5-5, 1-5 SEC)**

<b>1-1 H • 2-3 A • 2-1 N</b>	<b>Wade Walker</b>
9/23 Texas Tech ( @ Jackson)	6-0 W
9/30 at Houston	10-7 W
10/7 * at Tennessee	3-17 L
10/14 ARKANSAS STATE (HC)	38-0 W
10/21 * Georgia ( @ Atlanta)	7-10 L
10/28 at Memphis	23-16 W
11/4 * at Alabama (NR-#4)	0-24 L
11/11 * Auburn ( @ Birmingham)	11-10 W
11/18 * at LSU (NR-#4)	6-14 L
12/2 * OLE MISS (NR-#5)	7-37 L

**1962 (3-6, 2-5 SEC)**

<b>0-2 H • 2-2 A • 1-2 N</b>	<b>Paul Davis</b>
9/22 * Florida ( @ Jackson)	9-19 L
10/6 * Tennessee ( @ Memphis)	7-6 W
10/12 * at Tulane [Fri.]	35-6 W
10/20 at Houston	9-3 W
10/27 MEMPHIS	7-28 L
11/3 * ALABAMA (HC) (NR-#2)	0-20 L
11/10 * at Auburn	3-9 L
11/17 * LSU ( @ Jackson) (NR-#10)	0-28 L
12/1 * at Ole Miss (NR-#3)	6-13 L

**1963 (7-2-2, 4-1-2 SEC)**

<b>2-0-1 H • 1-2-1 A • 4-0 N</b>	<b>Paul Davis</b>
9/21 HOWARD	43-0 W
9/28 * at Florida	9-9 T
10/5 * at Tennessee	7-0 W
10/12 * Tulane ( @ Jackson)	31-10 W
10/19 HOUSTON (HC)	20-0 W
10/26 at Memphis	10-17 L
11/2 * at Alabama (NR-#7)	19-20 L
11/9 * Auburn ( @ Jackson)	13-10 W
11/16 * LSU ( @ Jackson)	7-6 W
11/30 * OLE MISS (NR-#3)	10-10 T
<b>LIBERTY BOWL ( @ PHILADELPHIA, PA.)</b>	
12/21 North Carolina State	16-12 W

**1964 (4-6, 2-5 SEC)**

<b>3-0 H • 1-3 A • 0-3 N</b>	<b>Paul Davis</b>
9/19 at Texas Tech	7-21 L
9/26 * Florida ( @ Jackson)	13-16 L
10/3 * Tennessee ( @ Memphis)	13-14 L
10/10 * TULANE (HC)	17-6 W
10/17 SOUTHERN MISS	48-7 W
10/24 HOUSTON	18-13 W
10/31 * Alabama ( @ Jackson) (NR-#3)	6-23 L
11/7 * at Auburn	3-12 L
11/14 * at LSU (NR-#9)	10-14 L
12/5 * at Ole Miss	20-17 W

**1965 (4-6, 1-5 SEC)**

<b>2-1 H • 2-3 A • 0-2 N</b>	<b>Paul Davis</b>
9/18 at Houston	36-0 W
9/25 * at Florida (NR-#8)	18-13 W
10/2 TAMPA	48-7 W
10/9 SOUTHERN MISS (HC) (#9-NR)	27-9 W
10/16 at Memphis (#10-NR)	13-33 L
10/22 * at Tulane [Fri.]	15-17 L
10/30 * Alabama ( @ Jackson)	7-10 L
11/6 * Auburn ( @ Birmingham)	18-25 L
11/13 * at LSU	20-37 L
11/27 * OLE MISS	0-21 L

**1966 (2-8, 0-6 SEC)**

<b>2-0 H • 0-6 A • 0-2 N</b>	<b>Paul Davis</b>
9/17 * Georgia ( @ Jackson)	17-20 L
9/24 * at Florida	7-28 L
10/1 RICHMOND	20-0 W
10/8 SOUTHERN MISS (HC)	10-9 W
10/15 at Houston	0-28 L
10/22 at Florida State	0-10 L
10/29 * at Alabama (NR-#4)	14-27 L
11/5 * Auburn ( @ Jackson)	0-13 L
11/12 * at LSU	7-17 L
11/26 * at Ole Miss	0-24 L

**1967 (1-9, 0-6 SEC)**

<b>0-3 H • 1-5 A • 0-1 N</b>	<b>Charley Shira</b>
9/23 * at Georgia (NR-#7)	0-30 L
9/30 * Florida ( @ Jackson)	7-24 L
10/7 at Texas Tech	7-3 W
10/14 SOUTHERN MISS	14-21 L
10/21 HOUSTON (HC)	6-43 L
10/28 at Florida State	12-24 L
11/4 * at Alabama	0-13 L
11/11 * at Auburn	0-36 L
11/18 * at LSU	0-55 L
12/2 * OLE MISS	3-10 L

**1968 (0-8-2, 0-4-2 SEC)**

<b>0-3 H • 0-4-1 A • 0-1-1 N</b>	<b>Charley Shira</b>
9/21 LOUISIANA TECH	13-20 L
9/28 * Auburn ( @ Jackson)	0-26 L
10/5 * at Florida (NR-#4)	14-31 L
10/12 SOUTHERN MISS (HC)	14-47 L
10/19 * Texas Tech ( @ Jackson)	28-28 T
10/26 at Tampa	17-24 L
11/2 * at Alabama	13-20 L
11/9 FLORIDA STATE	14-27 L
11/16 * at LSU	16-20 L
11/30 * at Ole Miss	17-17 T

(Note: Texas Tech was an appointed conference game for State)

**1969 (3-7, 0-5 SEC)**

<b>2-1 H • 1-4 A • 0-2 N</b>	<b>Charley Shira</b>
9/20 RICHMOND	17-14 W
9/27 * Florida ( @ Jackson) (NR-#12)	35-47 L
10/4 at Houston	0-74 L
10/11 SOUTHERN MISS (HC)	34-20 W
10/18 at Texas Tech	30-26 W
10/25 at Florida State	17-20 L
11/1 * Alabama ( @ Jackson)	19-23 L
11/8 * at Auburn (NR-#11)	13-52 L
11/15 * at LSU (NR-#12)	6-61 L
11/27 * OLE MISS [Thu.] (NR-#14)	22-48 L



**1970 (6-5, 3-4 SEC)**

<b>1-1 H • 1-3 A • 4-1 N</b>		<b>Charley Shira</b>
9/12	Oklahoma State (R Jackson)	14-13 W
9/19	* at Florida (NR-#14)	13-34 L
9/26	* Vanderbilt (R Memphis)	20-6 W
10/3	* Georgia (R Jackson)	7-6 W
10/10	HOUSTON	14-31 L
10/17	Texas Tech (R Jackson)	20-16 W
10/24	SOUTHERN MISS (HC)	51-15 W
10/31	* at Alabama	6-35 L
11/7	* Auburn (R Birmingham) (NR-#10)	0-56 L
11/14	* at LSU (NR-#9)	7-38 L
11/21	* at Ole Miss (NR-#10)	19-14 W

**1971 (2-9, 1-7 SEC)**

<b>1-2 H • 0-4 A • 1-3 N</b>		<b>Charley Shira</b>
9/11	at Oklahoma State	7-26 L
9/18	* Florida (R Jackson)	13-10 W
9/25	* VANDERBILT	19-49 L
10/2	* at Georgia (NR-#11)	7-35 L
10/9	at Florida State	9-27 L
10/16	LAMAR (HC)	24-7 W
10/23	* Tennessee (R Memphis) (NR-#18)	7-10 L
10/30	* Alabama (R Jackson) (NR-#4)	10-41 L
11/6	* at Auburn (NR-#5)	21-30 L
11/13	* LSU (R Jackson) (NR-#20)	3-28 L
11/25	* OLE MISS (Thu.) (NR-#15)	0-48 L

**1972 (4-7, 1-6 SEC)**

<b>3-0 H • 1-5 A • 0-2 N</b>		<b>Charley Shira</b>
9/9	* Auburn (R Jackson)	3-14 L
9/16	NORTHEAST LOUISIANA	42-7 W
9/23	* at Vanderbilt	10-6 W
9/30	* at Florida	13-28 L
10/7	* at Kentucky	13-17 L
10/14	Florida State (R Jackson)	21-25 L
10/21	SOUTHERN MISS	26-7 W
10/28	HOUSTON (HC)	27-13 W
11/4	* at Alabama (NR-#2)	14-58 L
11/18	* at LSU (NR-#8)	14-28 L
11/25	* at Ole Miss	14-51 L

**1973 (4-5-2, 2-5 SEC)**

<b>1-0-2 H • 2-2 A • 1-3 N</b>		<b>Bob Tyler</b>
9/15	NORTHEAST LOUISIANA	21-21 T
9/22	* VANDERBILT	52-21 W
9/29	* Florida (R Jackson) (NR-#16)	33-12 W
10/6	* Kentucky (R Jackson)	14-42 L
10/13	at Florida State	37-12 W
10/20	at Louisville	18-7 W
10/27	SOUTHERN MISS (HC)	10-10 T
11/3	* Alabama (R Jackson) (NR-#2)	0-35 L
11/10	* at Auburn	17-31 L
11/17	* at LSU (NR-#7)	7-26 L
11/24	* Ole Miss (R Jackson)	10-38 L

**1974 (9-3, 3-3 SEC)****Final Rank: #17 AP/#17 UPI**

<b>2-0 H • 2-2 A • 5-1 N</b>		<b>Bob Tyler</b>
9/7	William & Mary (R Jackson)	49-7 W
9/21	* Georgia (R Jackson)	38-14 W
9/28	* at Florida	13-29 L
10/5	KANSAS STATE	21-16 W
10/12	at Lamar	37-21 W
10/19	at Memphis	29-28 W
10/26	LOUISVILLE (HC)	56-7 W
11/2	* at Alabama (#17-#4)	0-35 L
11/9	* Auburn (R Jackson) (NR-#10)	20-24 L
11/16	* LSU (R Jackson)	7-6 W
11/23	* Ole Miss (R Jackson)	31-13 W

**SUN BOWL (R EL PASO, TEXAS)**

12/28	North Carolina	26-24 W
-------	----------------	---------

**1975 (\$2-9, 0-6 SEC)**

<b>1-1 H • 1-5 A • 0-3 N</b>		<b>Bob Tyler</b>
9/6	at Memphis	17-7 W
9/20	* at Georgia	6-28 L
9/27	* Florida (R Jackson) (NR-#19)	10-27 L
10/4	\$ SOUTHERN MISS	7-3 W
10/11	\$ at Rice	28-14 W
10/18	NORTH TEXAS STATE (HC)	15-12 W
10/25	\$ at Louisville	28-14 W
11/1	* Alabama (R Jackson) (NR-#6)	10-21 L
11/8	*\$ at Auburn	21-21 T
11/15	*\$ at LSU	16-6 W
11/22	* Ole Miss (R Jackson)	7-13 L

**1976 (\$0-11, 0-6 SEC)****Final Rank: #20 AP**

<b>0-3 H • 0-4 A • 0-4 N</b>		<b>Bob Tyler</b>
9/4	\$ NORTH TEXAS STATE	7-0 W
9/18	\$ LOUISVILLE	30-21 W
9/25	* at Florida	30-34 L
10/2	\$ CAL POLY POMONA (HC)	38-0 W
10/9	*\$ Kentucky (R Jackson)	14-7 W
10/16	\$ at Memphis	42-33 W
10/23	\$ at Southern Miss (#20-NR)	14-6 W
10/30	* at Alabama (#18-#17)	17-34 L
11/6	*\$ Auburn (R Jackson)	28-19 W
11/13	*\$ LSU (R Jackson)	21-13 W
11/20	*\$ Ole Miss (R Jackson)	28-11 W

**1977 (\$0-11, 0-6 SEC)**

<b>0-2 H • 0-6 A • 0-3 N</b>		<b>Bob Tyler</b>
9/3	\$ NORTH TEXAS STATE	17-15 W
9/10	\$ at Washington	27-18 W
9/24	* Florida (R Jackson) (#12-#13)	22-24 L
10/1	\$ at Kansas State (#18-NR)	24-21 W
10/8	* at Kentucky (NR-#16)	7-23 L
10/15	at Memphis	13-21 L
10/22	SOUTHERN MISS (HC)	7-14 L
10/29	* Alabama (R Jackson) (NR-#2)	7-37 L
11/5	*\$ at Auburn	27-13 W
11/12	* at LSU	24-27 L
11/19	*\$ Ole Miss (R Jackson)	18-14 W

\$—All wins during 1975-77 were forfeited by the NCAA, except the 1975 Memphis and North Texas State games

**1978 (6-5, 2-4 SEC)**

<b>1-1 H • 1-2 A • 4-2 N</b>		<b>Bob Tyler</b>
9/2	West Texas State (R Jackson)	28-0 W
9/9	North Texas State (R Irving, Texas)	17-5 W
9/23	at Memphis	44-14 W
9/30	* at Florida	0-34 L
10/7	at Southern Miss	17-22 L
10/14	FLORIDA STATE (HC) (NR-#15)	55-27 W
10/28	* Tennessee (R Memphis)	34-21 W
11/4	* Alabama (R Birmingham) (NR-#3)	14-35 L
11/11	* AUBURN	0-6 L
11/18	* LSU (R Jackson) (NR-#17)	16-14 W
11/25	* Ole Miss (R Jackson)	7-27 L

**1979 (3-8, 2-4 SEC)**

<b>1-1 H • 0-5 A • 2-2 N</b>		<b>Emory Bellard</b>
9/8	Memphis (R Jackson)	13-14 L
9/22	at Maryland	14-35 L
9/29	* Florida (R Jackson)	24-10 W
10/6	* Tennessee (R Memphis) (NR-#19)	28-9 W
10/13	at Florida State (NR-#9)	6-17 L
10/20	MARSHALL (HC)	48-0 W
10/27	SOUTHERN MISS	7-21 L
11/3	* at Alabama (NR-#1)	7-24 L
11/10	* at Auburn	3-14 L
11/17	* at LSU	3-21 L
11/24	* Ole Miss (R Jackson)	9-14 L

**1980 (9-3, 5-1 SEC)****Final Rank: #19 AP**

<b>1-1 H • 4-1 A • 4-1 N</b>		<b>Emory Bellard</b>
9/6	at Memphis	34-7 W
9/13	LOUISIANA TECH	31-11 W
9/20	* at Vanderbilt	24-14 W
9/27	* at Florida	15-21 L
10/4	at Illinois	28-21 W
10/11	SOUTHERN MISS (HC)	14-42 L
10/18	at Miami [Fla.] (NR-#18)	34-31 W
10/25	* Auburn (R Jackson)	24-21 W
11/1	* Alabama (R Jackson) (NR-#1)	6-3 W
11/15	* LSU (R Jackson) (#19-NR)	55-31 W
11/22	* Ole Miss (R Jackson) (#17-NR)	19-14 W

**SUN BOWL (R EL PASO, TEXAS)**

12/27	Nebraska (#17-#8)	17-31 L
-------	-------------------	---------

**1981 (8-4, 4-2 SEC)****Final Rank: #17 UPI**

<b>2-0 H • 3-1 A • 3-3 N</b>		<b>Emory Bellard</b>
9/5	Memphis (R Jackson) (#14-NR)	20-3 W
9/19	* VANDERBILT (#14-NR)	29-9 W
9/26	* Florida (R Jackson) (#12-#19)	28-7 W
10/3	Missouri (R Jackson) (#9-#17)	3-14 L
10/10	at Colorado State (#19-NR)	37-27 W
10/17	MIAMI [Fla.] (HC) (#16-#13)	14-10 W
10/24	* at Auburn (#9-NR)	21-17 W
10/31	* at Alabama (#7-#8)	10-13 L
11/7	Southern Miss (R Jackson) (#15-#19)	6-7 L
11/14	* at LSU	17-9 W
11/21	* Ole Miss (R Jackson)	17-21 L

**HALL OF FAME BOWL (R BIRMINGHAM, ALA.)**

12/31	Kansas [Thu.]	10-0 W
-------	---------------	--------

**1982 (5-6, 2-4 SEC)**

<b>2-2 H • 2-2 A • 1-2 N</b>		<b>Emory Bellard</b>
9/4	at Tulane	30-21 W
9/11	ARKANSAS STATE	31-10 W
9/18	at Memphis	41-17 W
9/25	* at Florida (NR-#5)	17-27 L
10/2	* GEORGIA (NR-#6)	22-29 L
10/9	Southern Miss. (R Jackson)	14-20 L
10/16	at Miami [Fla.] (NR-#17)	14-31 L
10/23	* AUBURN (HC)	17-35 L
10/30	* Alabama (R Jackson) (NR-#9)	12-20 L
11/13	* LSU (NR-#6)	27-24 W
11/20	* Ole Miss (R Jackson)	27-10 W

**1983 (3-8, 1-5 SEC)**

<b>1-3 H • 1-3 A • 1-2 N</b>		<b>Emory Bellard</b>
9/3	TULANE	14-9 W
9/17	Navy (R Jackson)	38-10 W
9/24	* FLORIDA (NR-#15)	12-35 L
10/1	* at Georgia (NR-#11)	7-20 L
10/8	Southern Miss. (R Jackson)	6-31 L
10/15	MIAMI [Fla.] (HC) (NR-#10)	7-31 L
10/22	* at Auburn (NR-#3)	13-28 L
10/29	* at Alabama (NR-#18)	18-35 L
11/5	MEMPHIS	13-30 L
11/12	* at LSU	45-26 W
11/19	* Ole Miss (R Jackson)	23-24 L

**1984 (4-7, 1-5 SEC)**

<b>2-2 H • 1-3 A • 1-2 N</b>		<b>Emory Bellard</b>
9/1	at Tulane	30-3 W
9/8	COLORADO STATE	14-9 W
9/22	at Missouri	30-47 L
9/29	* at Florida	12-27 L
10/6	Southern Miss (R Jackson)	27-18 W
10/13	* KENTUCKY (HC)	13-17 L
10/20	at Memphis	12-23 L
10/27	* AUBURN (NR-#12)	21-24 L
11/3	* Alabama (R Jackson)	20-24 L
11/17	* LSU (NR-#9)	16-14 W
11/24	* Ole Miss (R Jackson)	3-24 L

**1985 (5-6, 0-6 SEC)**

<b>4-1 H • 0-4 A • 1-1 N</b>		<b>Emory Bellard</b>
9/7	ARKANSAS STATE	22-14 W
9/14	SYRACUSE	30-3 W
9/21	Southern Miss (⑩ Jackson)	23-20 W
9/28	* FLORIDA	22-36 L
10/5	MEMPHIS	31-28 W
10/12	* at Kentucky	19-33 L
10/19	TULANE (HC)	31-27 W
10/26	* at Auburn (NR-#6)	9-21 L
11/2	* at Alabama	28-44 L
11/16	* at LSU (NR-#19)	15-17 L
11/23	* Ole Miss (⑩ Jackson)	27-45 L

**1986 (6-5, 2-4 SEC)**

<b>2-2 H • 4-0 A • 0-3 N</b>		<b>Rockey Felker</b>
9/6	at Syracuse	24-17 W
9/13	* at Tennessee (NR-#8)	27-23 W
9/20	Southern Miss. (⑩ Jackson)	24-28 L
9/27	* FLORIDA	16-10 W
10/4	at Memphis	34-17 W
10/11	ARKANSAS STATE (#19-NR)	24-9 W
10/18	at Tulane (#13-NR)	34-27 W
10/25	* AUBURN (HC) (#13-#7)	6-35 L
11/1	* ALABAMA (#19-#8)	3-38 L
11/15	* LSU (⑩ Jackson) (NR-#11)	0-47 L
11/22	* Ole Miss (⑩ Jackson)	3-24 L

**1987 (4-7, 1-5 SEC)**

<b>3-2 H • 0-3 A • 1-2 N</b>		<b>Rockey Felker</b>
9/5	SOUTHWESTERN LOUISIANA	31-3 W
9/12	* TENNESSEE (NR-#14)	10-38 L
9/19	LOUISIANA TECH	14-13 W
9/26	* at Florida	3-38 L
10/3	MEMPHIS (HC)	9-6 W
10/17	Southern Miss (⑩ Jackson)	14-18 L
10/24	* at Auburn (NR-#6)	7-38 L
10/31	* Alabama (⑩ Birmingham) (NR-#16)	18-21 L
11/7	TULANE	19-30 L
11/14	* at LSU (NR-#10)	14-34 L
11/21	* Ole Miss (⑩ Jackson)	30-20 W

**1988 (1-10, 0-7 SEC)**

<b>1-3 H • 0-5 A • 0-2 N</b>		<b>Rockey Felker</b>
9/3	LOUISIANA TECH	21-14 W
9/10	* at Vanderbilt	20-24 L
9/17	* GEORGIA (NR-#7)	35-42 L
9/24	* at Florida (NR-#20)	0-17 L
10/1	at Memphis	10-31 L
10/15	Southern Miss (⑩ Jackson)	21-38 L
10/22	* at Auburn (NR-#10)	0-33 L
10/29	* ALABAMA (HC) (NR-#19)	34-53 L
11/12	* LSU (NR-#12)	3-20 L
11/19	at Tulane	22-27 L
11/26	* Ole Miss (⑩ Jackson)	6-33 L

**1989 (5-6, 1-6 SEC)**

<b>4-0 H • 1-3 A • 0-3 N</b>		<b>Rockey Felker</b>
9/2	* VANDERBILT	42-7 W
9/9	at Southern Miss (NR-#18)	26-23 W
9/23	* at Georgia	6-23 L
9/30	* Florida (⑩ Tampa)	0-21 L
10/7	NORTHEAST LOUISIANA	28-14 W
10/21	MEMPHIS (HC)	35-10 W
10/28	* at Auburn (NR-#16)	0-14 L
11/4	* Alabama (⑩ Birmingham) (NR-#5)	10-23 L
11/11	TULANE	27-7 W
11/18	* at LSU	20-44 L
11/25	* Ole Miss (⑩ Jackson)	11-21 L

**1990 (5-6, 1-6 SEC)**

<b>2-3 H • 2-2 A • 1-1 N</b>		<b>Rockey Felker</b>
9/8	* TENNESSEE (NR-#8)	7-40 L
9/15	CAL STATE FULLERTON	27-13 W
9/22	SOUTHERN MISS	13-10 W
9/29	* at Florida (NR-#17)	21-34 L
10/13	* at Kentucky	15-17 L
10/20	at Tulane	38-17 W
10/27	* AUBURN (HC) (NR-#2)	16-17 L
11/3	* ALABAMA	0-22 L
11/10	at Memphis	27-23 W
11/17	* LSU (⑩ Jackson)	34-22 W
11/24	* Ole Miss (⑩ Jackson)	9-21 L

**1991 (7-5, 4-3 SEC)**

<b>5-1 H • 2-2 A • 0-2 N</b>		<b>Jackie Sherrill</b>
8/31	CAL STATE FULLERTON	47-3 W
9/7	TEXAS (NR-#13)	13-6 W
9/14	TULANE (#25-NR)	48-0 W
9/21	* at Tennessee (#23-#6)	24-26 L
9/28	* Florida (⑩ Orlando) (#21-#14)	7-29 L
10/12	* KENTUCKY	31-6 W
10/19	MEMPHIS (HC)	23-28 L
10/26	* at Auburn	24-17 W
11/2	* at Alabama (NR-#7)	7-13 L
11/16	* at LSU	28-19 W
11/23	* OLE MISS	24-9 W

**LIBERTY BOWL (⑩ MEMPHIS, TENN.)**

12/29	Air Force [Sun.]	15-38 L
-------	------------------	---------

**1992 (7-5, 4-4 SEC) Final Rank: #23 AP/#24 Coaches**

<b>4-1 H • 3-3 A • 0-1 N</b>		<b>Jackie Sherrill</b>
9/5	at Texas (#21-NR)	28-10 W
9/12	* at LSU (#18-NR)	3-24 L
9/19	at Memphis (#24-NR)	20-16 W
10/1	* FLORIDA (#24-#13) [Thu.]	30-6 W
10/10	* AUBURN (#18-NR)	14-7 W
10/17	* at South Carolina (#15-NR)	6-21 L
10/24	ARKANSAS STATE (HC) (#25-NR)	56-6 W
10/31	* at Kentucky (#24-NR)	37-36 W
11/7	* ARKANSAS (#19-NR)	10-3 W
11/14	* ALABAMA (#16-#2)	21-30 L
11/28	* at Ole Miss (#16-#24)	10-17 L

**PEACH BOWL (⑩ ATLANTA, GA.)**

1/2	North Carolina (#24-#19)	17-21 L
-----	--------------------------	---------

**1993 (\$4-5-2, 3-4-1 SEC)**

<b>2-3-1 H • 2-2-0 A • 0-0-1 N</b>		<b>Jackie Sherrill</b>
9/4	MEMPHIS (#23-NR)	35-45 L
9/11	* LSU	16-18 L
9/25	at Tulane	36-10 W
10/2	* at Florida (NR-#5)	24-38 L
10/9	* at Auburn (NR-#22)	17-31 L
10/16	* SOUTH CAROLINA	23-0 W
10/23	ARKANSAS STATE (HC)	15-15 T
10/30	* KENTUCKY	17-26 L
11/6	* at Arkansas (⑩ Little Rock)	13-13 T
11/13	* \$ at Alabama (NR-#12)	25-36 L
11/27	* OLE MISS	20-13 W

\$—Alabama's win was forfeited by the NCAA to Mississippi State

**1994 (8-4, 5-3 SEC)**

<b>4-2 H • 4-1 A • 0-1 N</b>		<b>Jackie Sherrill</b>
9/3	at Memphis	17-6 W
9/10	* at LSU	24-44 L
9/24	* TENNESSEE (NR-#23)	24-21 W
10/1	ARKANSAS STATE	49-3 W
10/8	* AUBURN (NR-#9)	18-42 L
10/15	* at South Carolina	41-36 W
10/22	TULANE (HC)	66-22 W
10/29	* at Kentucky	47-7 W
11/5	* ARKANSAS (#24-NR)	17-7 W
11/12	* ALABAMA (#20-#6)	25-29 L
11/26	* at Ole Miss (#19-NR)	21-17 W

**PEACH BOWL (⑩ ATLANTA, GA.)**

1/1	North Carolina State (#16-#23) [Sun.]	24-28 L
-----	---------------------------------------	---------

**1995 (3-8, 1-7 SEC)**

<b>2-4 H • 1-4 A • 0-0 N</b>		<b>Jackie Sherrill</b>
9/2	MEMPHIS	28-18 W
9/9	* LSU	16-34 L
9/16	at Baylor	30-21 W
9/23	* at Tennessee (NR-#15)	14-52 L
9/30	NORTHEAST LOUISIANA	32-34 L
10/7	* at Auburn (NR-#11)	20-48 L
10/14	* SOUTH CAROLINA	39-65 L
10/28	* KENTUCKY (HC)	42-32 W
11/4	* at Arkansas (⑩ Little Rock) (NR-#18)	21-26 L
11/11	* at Alabama (NR-#16)	9-14 L
11/25	* OLE MISS	10-13 L

**1996 (5-6, 3-5 SEC)**

<b>2-4 H • 3-2 A • 0-0 N</b>		<b>Jackie Sherrill</b>
9/7	at Memphis	31-10 W
9/21	LOUISIANA TECH	23-38 L
9/28	* at South Carolina	14-10 W
10/5	* GEORGIA	19-38 L
10/12	* AUBURN (NR-#18)	15-49 L
10/26	* at LSU (NR-#13)	20-28 L
11/2	NORTHEAST LOUISIANA. (HC)	59-0 W
11/9	* at Kentucky	21-24 L
11/16	* ALABAMA (NR-#8)	17-16 W
11/23	* ARKANSAS	OT 13-16 L
11/30	* at Ole Miss	17-0 W

**1997 (7-4, 4-4 SEC)**

<b>5-2 H • 2-2 A • 0-0 N</b>		<b>Jackie Sherrill</b>
8/30	MEMPHIS	13-10 W
9/6	* KENTUCKY	35-27 W
9/13	* LSU (NR-#10)	9-24 L
9/27	* SOUTH CAROLINA	37-17 W
10/4	* at Georgia (NR-#18)	0-47 L
10/11	NORTHEAST LOUISIANA	24-10 W
10/25	CENTRAL FLORIDA (HC)	35-28 W
11/1	* at Auburn (NR-#11)	20-0 W
11/15	* at Alabama (#17-NR)	32-20 W
11/22	* at Arkansas (#15-NR)	7-17 L
11/29	* OLE MISS (#22-NR)	14-15 L

**1998 (8-5, 6-2 SEC)****SEC WEST CHAMPIONS**

<b>5-0 H • 3-3 A • 0-2 N</b>		<b>Jackie Sherrill</b>
9/5	* VANDERBILT	42-0 W
9/12	at Memphis	14-6 W
9/19	at Oklahoma State (#25-NR)	23-42 L
9/26	* at South Carolina	38-0 W
10/10	* AUBURN	38-21 W
10/17	EAST TENNESSEE STATE (HC)	53-6 W
10/24	* at LSU (#24-NR)	6-41 L
11/7	* at Kentucky	35-37 L
11/14	* ALABAMA	26-14 W
11/21	* ARKANSAS (NR-#9)	22-21 W
11/26	* at Ole Miss (#25-NR) [Thu.]	28-6 W

**SEC CHAMPIONSHIP (⑩ ATLANTA, GA.)**

12/5	Tennessee (#23-#1)	14-24 L
------	--------------------	---------

**COTTON BOWL (⑩ DALLAS, TEXAS)**

1/1	Texas (#23-#20) [Fri.]	11-38 L
-----	------------------------	---------

**1999 (10-2, 6-2 SEC) Final Rank: #13 AP/#12 Coaches**

<b>7-0 H • 2-2 A • 1-0 N</b>		<b>Jackie Sherrill</b>
9/4	MIDDLE TENNESSEE	40-7 W
9/11	MEMPHIS	13-10 W
9/18	OKLAHOMA STATE	29-11 W
9/25	* SOUTH CAROLINA (#23-NR)	17-0 W
10/2	* at Vanderbilt (#16-NR)	42-14 W
10/9	* at Auburn (#14-NR)	18-16 W
10/23	* LSU (HC) (#12-NR)	17-16 W
11/4	* KENTUCKY (#8-NR) [Thu.]	23-22 W
11/13	* at Alabama (#8-#11)	7-19 L
11/20	* at Arkansas (@ Little Rock) (#12-#22)	9-14 L
11/25	* OLE MISS (#18-#23) [Thu.]	23-20 W
<b>PEACH BOWL (@ ATLANTA, GA.)</b>		
12/30	Clemson (#15-NR) [Thu.]	17-7 W

**2000 (8-4, 4-4 SEC) Final Rank: #24 AP/#22 Coaches**

<b>4-1 H • 3-3 A • 1-0 N</b>		<b>Jackie Sherrill</b>
9/2	at Memphis	17-3 W
9/14	at BYU [Thu.]	44-28 W
9/23	* at South Carolina (#25-NR)	19-23 L
9/30	* FLORIDA (NR-#3)	47-35 W
10/7	* AUBURN (#20-#15)	17-10 W
10/21	* at LSU (#13-NR)	OT 38-45 L
10/28	MIDDLE TENNESSEE (HC) (#20-NR)	61-35 W
11/4	* at Kentucky (#18-NR)	35-17 W
11/11	* ALABAMA (#15-NR)	29-7 W
11/18	* ARKANSAS (#13-NR)	OT 10-17 L
11/23	* at Ole Miss (#23-NR) [Thu.]	30-45 L
<b>INDEPENDENCE BOWL (@ SHREVEPORT, LA.)</b>		
12/31	Texas A&M [Sun.]	OT 43-41 W

**2001 (3-8, 2-6 SEC)**

<b>3-4 H • 0-4 A • 0-0 N</b>		<b>Jackie Sherrill</b>
9/3	MEMPHIS [Mon.]	30-10 W
9/20	* SOUTH CAROLINA (#17-#18) [Thu.]	14-16 L
9/29	* at Florida (#21-#2)	0-52 L
10/6	* at Auburn	14-16 L
10/13	TROY STATE (HC)	9-21 L
10/20	* LSU	0-42 L
11/3	* KENTUCKY	17-14 W
11/10	* at Alabama	17-24 L
11/17	* at Arkansas	21-24 L
11/22	* OLE MISS [Thu.]	36-28 W
12/1	BYU (NR-#10)	38-41 L

**2002 (3-9, 0-8 SEC)**

<b>2-4 H • 1-5 A • 0-0 N</b>		<b>Jackie Sherrill</b>
8/31	at Oregon (NR-#15)	13-36 L
9/14	JACKSONVILLE STATE	51-13 W
9/19	* AUBURN [Thu.]	14-42 L
9/28	* at LSU (NR-#22)	13-31 L
10/5	* at South Carolina	10-34 L
10/12	TROY STATE [HC]	11-8 W
10/19	at Memphis	29-17 W
11/2	* KENTUCKY	24-45 L
11/9	* at Alabama (NR-#11)	14-28 L
11/16	* TENNESSEE	17-35 L
11/23	* ARKANSAS	19-26 L
11/28	* at Ole Miss [Thu.]	12-24 L

**2003 (2-10, 1-7 SEC)**

<b>2-4 H • 0-6 A • 0-0 N</b>		<b>Jackie Sherrill</b>
8/31	OREGON	34-42 L
9/13	at Tulane	28-31 L
9/20	at Houston	35-42 L
9/27	* LSU (NR-#7)	6-41 L
10/4	* VANDERBILT	30-21 W
10/11	MEMPHIS (HC)	35-27 W
10/18	* at Auburn (NR-#19)	13-45 L
10/25	* at Kentucky	17-42 L
11/8	* ALABAMA	0-38 L
11/15	* at Tennessee (NR-#9)	21-59 L
11/22	* at Arkansas	6-52 L
11/27	* OLE MISS [Thu.]	0-31 L

**2004 (3-8, 2-6 SEC)**

<b>3-3 H • 0-5 A • 0-0 N</b>		<b>Sylvester Croom</b>
9/4	TULANE	28-7 W
9/11	* AUBURN (NR-#18)	14-43 L
9/18	MAINE	7-9 L
9/25	* at LSU (NR-#13)	0-51 L
10/2	* at Vanderbilt	13-31 L
10/9	UAB (HC)	13-27 L
10/23	* FLORIDA (NR-#20)	38-31 W
10/30	* KENTUCKY	22-7 W
11/6	* at Alabama	14-30 L
11/20	* ARKANSAS	21-24 L
11/27	* at Ole Miss	3-20 L

**2005 (3-8, 1-7 SEC)**

<b>2-4 H • 0-3 A • 1-1 N</b>		<b>Sylvester Croom</b>
9/3	MURRAY STATE	38-6 W
9/10	* at Auburn (NR-#25)	0-28 L
9/17	vs. Tulane (@ Shreveport, La.)	21-14 W
9/24	* GEORGIA (NR-#6)	10-23 L
10/1	* LSU (NR-#5)	7-37 L
10/8	* at Florida (NR-#13)	9-35 L
10/22	HOUSTON (HC)	16-28 L
10/29	* at Kentucky	7-13 L
11/5	* ALABAMA (NR-#4)	0-17 L
11/19	* at Arkansas (@ Little Rock)	10-44 L
11/26	* OLE MISS	35-14 W

**2006 (3-9, 1-7 SEC)**

<b>1-6 H • 2-3 A • 0-0 N</b>		<b>Sylvester Croom</b>
8/31	* SOUTH CAROLINA [Thu.]	0-15 L
9/9	* AUBURN (NR-#4)	0-34 L
9/16	TULANE	29-32 L
9/23	at UAB	OT 16-10 W
9/30	* at LSU (NR-#9)	17-48 L
10/7	WEST VIRGINIA (NR-#4)	14-42 L
10/14	JACKSONVILLE STATE	35-3 W
10/21	* at Georgia (NR-#24)	24-27 L
10/28	* KENTUCKY	31-34 L
11/4	* at Alabama	24-16 W
11/18	* ARKANSAS	14-28 L
11/25	* at Ole Miss	17-20 L

**2007 (8-5, 4-4 SEC)**

<b>4-2 H • 3-2 A • 1-1 N</b>		<b>Sylvester Croom</b>
8/30	* LSU (NR-#2) [Thu.]	0-45 L
9/8	at Tulane	38-17 W
9/15	* at Auburn	19-14 W
9/22	GARDNER-WEBB	31-15 W
9/29	* at South Carolina	21-38 L
10/6	UAB	30-13 W
10/13	* TENNESSEE (NR-#25)	21-33 L
10/20	at West Virginia (NR-#7)	13-38 L
10/27	* at Kentucky (NR-#14)	31-14 W
11/10	* ALABAMA (NR-#21)	17-12 W
11/17	* at Arkansas (@ Little Rock)	31-45 L
11/23	* OLE MISS [Fri.]	17-14 W

**LIBERTY BOWL (@ MEMPHIS, TENN.)**

12/29	Central Florida	10-3 W
-------	-----------------	--------

**2008 (4-8, 2-6 SEC)**

<b>4-2 H • 0-6 A • 0-0 N</b>		<b>Sylvester Croom</b>
8/30	at Louisiana Tech	14-22 L
9/6	SOUTHEASTERN LOUISIANA	34-10 W
9/13	* AUBURN (NR-#9)	2-3 L
9/20	at Georgia Tech	7-38 L
9/27	* at LSU (NR-#5)	24-34 L
10/11	* VANDERBILT (NR-#13)	17-14 W
10/18	* at Tennessee	3-34 L
10/25	MIDDLE TENNESSEE (HC)	31-22 W
11/1	* KENTUCKY	13-14 L
11/15	* at Alabama (NR-#1)	7-32 L
11/22	* ARKANSAS	31-28 W
11/28	* at Ole Miss [Fri.]	0-45 L

**2009 (5-7, 3-5 SEC)**

<b>2-5 H • 3-1 A • 0-1 N</b>		<b>Dan Mullen</b>
9/5	JACKSON STATE	45-7 W
9/12	* at Auburn	24-49 L
9/19	* at Vanderbilt	15-3 W
9/26	* LSU (NR-#7)	26-30 L
10/3	GEORGIA TECH (NR-#25)	31-42 L
10/10	HOUSTON	24-31 L
10/17	at Middle Tennessee	27-6 W
10/24	* FLORIDA (NR-#1)	19-29 L
10/31	* at Kentucky	31-24 W
11/14	* ALABAMA (NR-#3)	3-31 L
11/21	* at Arkansas (@ Little Rock)	21-42 L
11/28	* OLE MISS (NR-#25)	41-27 W

**2010 (9-4, 4-4 SEC) Final Rank: #15 AP/#17 Coaches**

<b>5-2 H • 3-2 A • 1-0 N</b>		<b>Dan Mullen</b>
9/4	MEMPHIS	49-7 W
9/9	* AUBURN (NR-#21) [Thu.]	14-17 L
9/18	* at LSU (NR-#15)	7-29 L
9/25	* GEORGIA	24-12 W
10/2	ALCORN STATE	49-16 W
10/9	at Houston	47-24 W
10/16	* at Florida (NR-#22)	10-7 W
10/23	UAB (#24-NR)	29-24 W
10/30	* KENTUCKY (#21-NR)	24-17 W
11/13	* at Alabama (#19-#11)	10-30 L
11/20	* ARKANSAS (#21-#13)	2OT 31-38 L
11/27	* at Ole Miss (#25-NR)	31-23 W

**GATOR BOWL (@ JACKSONVILLE, FLA.)**

1/1	Michigan (#21-NR)	52-14 W
-----	-------------------	---------

**2011 (7-6, 2-6 SEC)**

<b>3-3 H • 3-2 A • 1-1 N</b>		<b>Dan Mullen</b>
9/1	at Memphis (#20-NR) [Thu.]	59-17 W
9/10	* at Auburn (#16-#22)	34-41 L
9/15	* LSU (#25-#3) [Thu.]	6-19 L
9/24	LOUISIANA TECH	OT 26-20 W
10/1	* at Georgia	10-24 L
10/8	at UAB	21-3 W
10/15	* SOUTH CAROLINA (NR-#13)	12-14 L
10/29	* at Kentucky	28-16 W
11/5	UT MARTIN	55-17 W
11/12	* ALABAMA (NR-#3)	7-24 L
11/19	* at Arkansas (NR-#6) (@ Little Rock)	17-44 L
11/26	* OLE MISS	31-3 W

**MUSIC CITY BOWL (@ NASHVILLE, TENN.)**

12/30	Wake Forest [Fri.]	23-17 W
-------	--------------------	---------

**2012 (8-5, 4-4 SEC)**

<b>6-1 H • 2-3 A • 0-1 N</b>		<b>Dan Mullen</b>	
9/1	JACKSON STATE	56-9	W
9/8	* AUBURN	28-10	W
9/15	at Troy	30-24	W
9/22	SOUTH ALABAMA (#23-NR)	30-10	W
10/6	* at Kentucky (#19-NR)	27-14	W
10/13	* TENNESSEE (#18-NR)	41-31	W
10/20	MIDDLE TENNESSEE (#12-NR)	45-3	W
10/27	* at Alabama (#11-#1)	7-38	L
11/3	* TEXAS A&M (#15-#16)	13-38	L
11/10	* at LSU (#21-#7)	17-37	L
11/17	* ARKANSAS	45-14	W
11/24	* at Ole Miss (#25-NR)	24-41	L
<b>GATOR BOWL (at JACKSONVILLE, FLA.)</b>			
1/1	Northwestern (NR-#20) [Tue.]	20-34	L

**2013 (7-6, 3-5 SEC)**

<b>5-2 H • 1-3 A • 1-1 N</b>		<b>Dan Mullen</b>	
8/31	vs. Oklahoma State (NR-#13) (at Houston)	3-21	L
9/7	ALCORN STATE	51-7	W
9/14	* at Auburn	20-24	L
9/21	TROY	62-7	W
10/5	* LSU (NR-#10)	26-49	L
10/12	BOWLING GREEN	21-20	W
10/24	* KENTUCKY [Thu.]	28-22	W
11/2	* at South Carolina (NR-#14)	16-34	L
11/9	* at Texas A&M (NR-#11)	41-51	L
11/16	* ALABAMA (NR-#1)	3-20	L
11/23	* at Arkansas (at Little Rock)	OT 24-17	W
11/28	* OLE MISS [Thu.]	OT 17-10	W
<b>LIBERTY BOWL (at MEMPHIS, TENN.)</b>			
12/31	Rice [Tue.]	44-7	W

**2014 (10-3, 6-2 SEC) Final Rank: #11 AP/#12 Coaches**

<b>7-0 H • 3-2 A • 0-1 N</b>		<b>Dan Mullen</b>	
8/30	SOUTHERN MISS	49-0	W
9/6	UAB	47-34	W
9/13	at South Alabama	35-3	W
9/20	* at LSU (NR-#8)	34-29	W
10/4	* TEXAS A&M (#12-#6)	48-31	W
10/11	* AUBURN (#3-#2)	38-23	W
10/25	* at Kentucky (#1-NR)	45-31	W
11/1	* ARKANSAS (#1-NR)	17-10	W
11/8	UT MARTIN (#1-NR)	45-16	W
11/15	* at Alabama (#1-#3)	20-25	L
11/22	* VANDERBILT (#4-NR)	51-0	W
11/29	* at Ole Miss (#4-#18)	17-31	L
<b>ORANGE BOWL (at MIAMI, FLA.)</b>			
12/31	Georgia Tech (#7-#9) [Wed.]	34-49	L

**2015 (9-4, 4-4 SEC)**

<b>4-3 H • 4-1 A • 1-0 N</b>		<b>Dan Mullen</b>	
9/5	at Southern Miss	34-16	W
9/12	* LSU (#25-#14)	19-21	L
9/19	NORTHWESTERN STATE	62-13	W
9/26	* at Auburn (NR-#25)	17-9	W
10/3	* at Texas A&M (#21-#14)	17-30	L
10/10	TROY	45-17	W
10/17	LOUISIANA TECH	45-20	W
10/24	* KENTUCKY	42-16	W
11/5	* at Missouri (#20-NR) [Thu.]	31-13	W
11/14	* ALABAMA (#17-#2)	6-31	L
11/21	* at Arkansas (#25-NR)	51-50	W
11/28	* OLE MISS (#21-#18)	27-38	L
<b>BELK BOWL (at CHARLOTTE, N.C.)</b>			
12/30	North Carolina State [Wed.]	51-28	W

**2016 (6-7, 3-5 SEC)**

<b>3-3 H • 2-4 A • 1-0 N</b>		<b>Dan Mullen</b>	
9/3	SOUTH ALABAMA	20-21	L
9/10	* SOUTH CAROLINA	27-14	W
9/17	* at LSU (NR-#20)	20-23	L
9/24	at UMass (at Foxborough)	47-35	W
10/8	* AUBURN	14-38	L
10/14	at BYU [Fri.]	20T 21-28	L
10/22	* at Kentucky	38-40	L
10/29	SAMFORD	56-41	W
11/5	* TEXAS A&M (NR-#4)	35-28	W
11/12	* at Alabama (NR-#1)	3-51	L
11/19	* ARKANSAS	42-58	L
11/26	* at Ole Miss	55-20	W
<b>ST. PETERSBURG BOWL (at ST. PETERSBURG, FLA.)</b>			
12/26	Miami (Ohio) [Mon.]	17-16	W

**2017 (9-4, 4-4 SEC) Final Rank: #19 AP/#20 Coaches**

<b>5-2 H • 3-2 A • 1-0 N</b>		<b>Dan Mullen</b>	
9/2	CHARLESTON SOUTHERN	49-0	W
9/9	at Louisiana Tech	57-21	W
9/16	* LSU (NR-#11)	37-7	W
9/23	* at Georgia (#17-#11)	3-31	L
9/30	* at Auburn (#24-#13)	10-49	L
10/14	BYU	35-10	W
10/21	* KENTUCKY	45-7	W
10/28	* at Texas A&M (NR-#24)	35-14	W
11/4	UMASS (#16-NR)	34-23	W
11/11	* ALABAMA (#16-#1)	24-31	L
11/18	* at Arkansas (#16-NR)	28-21	W
11/23	* OLE MISS (#14-NR) [Thu.]	28-31	L
<b>TAXSLAYER BOWL (at JACKSONVILLE, FLA.)</b>			
12/30	Louisville (#23-NR)	31-27	W

**2018 (8-5, 4-4 SEC) Final Rank: #25 Coaches**

<b>6-1 H • 2-3 A • 0-1 N</b>		<b>Joe Moorhead</b>	
9/1	STEPHEN F. AUSTIN (#18-NR)	63-6	W
9/8	at Kansas State (#18-NR)	31-10	W
9/15	LOUISIANA (#16-NR)	56-10	W
9/22	* at Kentucky (#14-NR)	7-28	L
9/29	* FLORIDA (#23-NR)	6-13	L
10/6	* AUBURN (NR-#8)	23-9	W
10/20	* at LSU (#22-#5)	3-19	L
10/27	* TEXAS A&M (NR-#16)	28-13	W
11/3	LOUISIANA TECH (#21-NR)	45-3	W
11/10	* at Alabama (#25-#1)	0-24	L
11/17	* ARKANSAS (#25-NR)	52-6	W
11/22	* at Ole Miss (#22-NR) [Thu.]	35-3	W
<b>OUTBACK BOWL (at TAMPA, FLA.)</b>			
1/1	Iowa (#18-NR) [Tue.]	22-27	L





## 1895-1932 (PRE-SEC YEARS)

Year	Overall Record	Conf.	Head Coach
1895	0-2	—	W.M. Matthews
1896	0-4	SIAA	J.B. Hildebrand
1901	2-2-1	SIAA	L.B. Harvey
1902	1-4-1	SIAA	L. Gwinn
1903	3-0-2	SIAA	Dan Martin
1904	2-5	SIAA	Dan Martin
1905	3-4	SIAA	Dan Martin
1906	2-2-1	SIAA	Dan Martin
1907	6-3	SIAA	Fred Furman
1908	3-4	SIAA	Fred Furman
1909	5-4	SIAA	W.D. Chadwick
1910	7-2	SIAA	W.D. Chadwick
1911	7-2-1	SIAA	W.D. Chadwick
1912	4-3	SIAA	W.D. Chadwick
1913	6-1-1	SIAA	W.D. Chadwick
1914	6-2	SIAA	E.C. Hayes
1915	5-2-1	SIAA	E.C. Hayes
1916	4-4-1	SIAA	E.C. Hayes
1917	6-1	SIAA	Sid Robinson
1918	3-2	SIAA	Sid Robinson
1919	6-2	SIAA	Sid Robinson
1920	5-3	SIAA	Fred Holtkamp
1921	4-4-1	SC	Fred Holtkamp
1922	3-4-2	SC	C.R. Dudy Noble
1923	5-2-2	SC	Earl Able
1924	5-4	SC	Earl Able
1925	3-4-1	SC	Bernie Bierman
1926	5-4	SC	Bernie Bierman
1927	5-3	SC	J.W. Hancock
1928	2-4-2	SC	J.W. Hancock
1929	1-5-2	SC	J.W. Hancock
1930	2-7	SC	Chris Cagle
1931	2-6	SC	Ray Dauber
1932	3-5	SC	Ray Dauber

SIAA - Southern Intercollegiate Athletic Association

SC - Southern Conference

## 1933-PRESENT

Year	Overall Record	SEC Record	SEC Finish	Head Coach
1933	3-6-1	1-5-1	12th	Ross McKechnie
1934	4-6	0-5	12th	Ross McKechnie
1935	8-3	2-3	t-9th	Ralph Sasse
1936	7-3-1	3-2	5th	Ralph Sasse
1937	5-4-1	3-2	5th	Ralph Sasse
1938	4-6	1-4	11th	Spike Nelson
1939	8-2	3-2	4th	Allyn McKeen
1940	10-0-1	4-0-1	2nd	Allyn McKeen
1941	8-1-1	4-0-1	1st	Allyn McKeen
1942	8-2	5-2	4th	Allyn McKeen
1943	No team due to World War II			
1944	6-2	3-2	5th	Allyn McKeen
1945	6-3	2-3	t-7th	Allyn McKeen
1946	8-2	3-2	5th	Allyn McKeen
1947	7-3	2-2	4th	Allyn McKeen
1948	4-4-1	3-3	7th	Allyn McKeen
1949	0-8-1	0-6	12th	Slick Morton
1950	4-5	3-4	7th	Slick Morton
1951	4-5	2-5	11th	Slick Morton
1952	5-4	3-4	7th	Murray Warmath
1953	5-2-3	3-1-3	6th	Murray Warmath
1954	6-4	3-3	t-6th	Darrell Royal
1955	6-4	4-4	6th	Darrell Royal
1956	4-6	2-5	t-8th	Wade Walker
1957	6-2-1	4-2-1	t-3rd	Wade Walker
1958	3-6	1-6	12th	Wade Walker
1959	2-7	0-7	12th	Wade Walker
1960	2-6-1	0-5-1	11th	Wade Walker
1961	5-5	1-5	t-10th	Wade Walker

1962	3-6	2-5	9th	Paul Davis
1963	7-2-2	4-1-2	4th	Paul Davis
1964	4-6	2-5	8th	Paul Davis
1965	4-6	1-5	t-9th	Paul Davis
1966	2-8	0-6	t-9th	Paul Davis
1967	1-9	0-6	t-9th	Charley Shira
1968	0-8-2	0-4-2	9th	Charley Shira
1969	3-7	0-5	10th	Charley Shira
1970	6-5	3-4	t-7th	Charley Shira
1971	2-9	1-7	10th	Charley Shira
1972	4-7	1-6	9th	Charley Shira
1973	4-5-2	2-5	t-8th	Bob Tyler
1974	9-3	3-3	t-4th	Bob Tyler
1975*	2-9	0-6	t-9th	Bob Tyler
1976*	0-11	0-6	t-9th	Bob Tyler
1977*	0-11	0-6	t-9th	Bob Tyler
1978	6-5	2-4	t-7th	Bob Tyler
1979	3-8	2-4	8th	Emory Bellard
1980	9-3	5-1	t-2nd	Emory Bellard
1981	8-4	4-2	3rd	Emory Bellard
1982	5-6	2-4	8th	Emory Bellard
1983	3-8	1-5	8th	Emory Bellard
1984	4-7	1-5	t-9th	Emory Bellard
1985	5-6	0-6	9th	Emory Bellard
1986	6-5	2-4	t-7th	Rockey Felker
1987	4-7	1-5	t-7th	Rockey Felker
1988	1-10	0-7	10th	Rockey Felker
1989	5-6	1-6	9th	Rockey Felker
1990	5-6	1-6	t-8th	Rockey Felker
1991	7-5	4-3	t-4th	Jackie Sherrill
1992	7-5	4-4	3rd (W)	Jackie Sherrill
1993\$	4-5-2	3-4-1	4th (W)	Jackie Sherrill
1994	8-4	5-3	2nd (W)	Jackie Sherrill
1995	3-8	1-7	4th (W)	Jackie Sherrill
1996	5-6	3-5	4th (W)	Jackie Sherrill
1997	7-4	4-4	t-3rd (W)	Jackie Sherrill
1998	8-5	6-2	t-1st (W)	Jackie Sherrill
1999	10-2	6-2	2nd (W)	Jackie Sherrill
2000	8-4	4-4	t-3rd (W)	Jackie Sherrill
2001	3-8	2-6	6th (W)	Jackie Sherrill
2002	3-9	0-8	5th (W)	Jackie Sherrill
2003	2-10	1-7	5th (W)	Jackie Sherrill
2004	3-8	2-6	6th (W)	Sylvester Croom
2005	3-8	1-7	5th (W)	Sylvester Croom
2006	3-9	1-7	6th (W)	Sylvester Croom
2007	8-5	4-4	t-3rd (W)	Sylvester Croom
2008	4-8	2-6	t-4th (W)	Sylvester Croom
2009	5-7	3-5	t-4th (W)	Dan Mullen
2010	9-4	4-4	5th (W)	Dan Mullen
2011	7-6	2-6	5th (W)	Dan Mullen
2012	8-5	4-4	4th (W)	Dan Mullen
2013	7-6	3-5	5th (W)	Dan Mullen
2014	10-3	6-2	2nd (W)	Dan Mullen
2015	9-4	4-4	t-5th (W)	Dan Mullen
2016	6-7	3-5	t-5th (W)	Dan Mullen
2017	9-4	4-4	t-4th (W)	Dan Mullen
2018	8-5	4-4	4th (W)	Joe Moorhead
<b>119 yrs. 563-578-39</b>				<b>196-367-13</b>
				<b>33 Coaches</b>

\* - All wins in the 1975-77 seasons were forfeited by the NCAA, except for the 1975 Memphis and North Texas State games.

\$ - Win over Alabama in 1993 was forfeited to MSU by the NCAA.

## MSU HOMECOMING HISTORY

Date	Opponent	Score
10-23-37	Florida	W, 14-13
10-1-38	Florida	W, 22-0
11-4-39	Birmingham-Southern	W, 28-0
10-19-40	Howard College	W, 40-7
10-25-41	Union	W, 56-7
11-14-42	Duquesne	W, 28-6
10-20-45	Maxwell [AL] Field	W, 16-6
11-2-46	Murray State	W, 69-0
10-25-47	Hardin-Simmons	W, 27-7
10-16-48	Cincinnati	W, 27-0

10-1-49	Baylor	L, 6-14
11-11-50	Kentucky	L, 21-48
10-27-51	Alabama	L, 0-7
10-18-52	Kentucky	W, 27-14
10-10-53	Auburn	T, 21-21
11-6-54	North Texas State	W, 48-26
10-8-55	Tulane	W, 14-0
10-13-56	Trinity	W, 18-6
10-12-57	Arkansas State	W, 47-13
10-25-58	Alabama	L, 7-9
10-24-59	Memphis	W, 28-23
10-29-60	Alabama	L, 0-7
10-14-61	Arkansas State	W, 38-0
11-3-62	Alabama	L, 0-20
10-19-63	Houston	W, 20-0
10-10-64	Tulane	W, 17-6
10-9-65	Southern Miss	W, 27-9
10-8-66	Southern Miss	W, 10-9
10-21-67	Houston	L, 6-43
10-12-68	Southern Miss	L, 14-47
10-11-69	Southern Miss	W, 34-20
10-24-70	Southern Miss	W, 51-15
10-16-71	Lamar	W, 24-7
10-28-72	Houston	W, 27-13
10-27-73	Southern Miss	T, 10-10
10-26-74	Louisville	W, 56-7
10-18-75	North Texas State	W, 15-12
10-2-76	Cal Poly Pomona	W, 38-0
10-22-77	Southern Miss	L, 7-14
10-14-78	Florida State	W, 55-27
10-20-79	Marshall	W, 48-0
10-11-80	Southern Miss	L, 14-42
10-17-81	Miami (Fla.)	W, 14-10
10-23-82	Auburn	L, 17-35
10-15-83	Miami (Fla.)	L, 7-31
10-13-84	Kentucky	L, 13-17
10-19-85	Tulane	W, 31-27
10-25-86	Auburn	L, 6-35
10-3-87	Memphis	W, 9-6
10-29-88	Alabama	L, 34-53
10-21-89	Memphis	W, 35-10
10-27-90	Auburn	L, 16-17
10-19-91	Memphis	L, 23-28
10-24-92	Arkansas State	W, 56-6
10-23-93	Arkansas State	T, 15-15
10-22-94	Tulane	W, 66-22
10-28-95	Kentucky	W, 42-32
11-2-96	Northeast Louisiana	W, 59-0
10-25-97	Central Florida	W, 35-28
10-17-98	East Tennessee State	W, 53-6
10-23-99	LSU	W, 17-16
10-28-00	Middle Tennessee	W, 61-35
10-13-01	Troy State	L, 9-21
10-12-02	Troy State	W, 11-8
10-11-03	Memphis	W, 35-27
10-9-04	UAB	L, 13-27
10-22-05	Houston	L, 16-28
10-14-06	Jacksonville State	W, 35-3
10-6-07	UAB	W, 30-13
10-25-08	Middle Tennessee	W, 31-22
10-10-09	Houston	L, 24-31
10-23-10	UAB	W, 29-24
11-5-11	UT Martin	W, 55-17
10-20-12	Middle Tennessee	W, 45-3
10-12-13	Bowling Green	W, 21-20
11-8-14	UT Martin	W, 45-16
10-17-15	Louisiana Tech	W, 45-20
10-29-16	Samford	W, 56-41
10-21-17	Kentucky	W, 45-7
11-3-18	Louisiana Tech	W, 45-3

**80 Games — 37 Different Opponents****— 56-21-3**



### WINNINGEST MSU HEAD COACHES (WINS)

	Head Coach	Years	Tenure	Record	Pct.
1.	Jackie Sherrill	13	1991-2003	75-75-2	.500
2.	Dan Mullen	9	2009-17	69-46	.600
3.	Allyn McKeen	9	1939-48	65-19-3	.764
4.	Emory Bellard	7	1979-85	37-42	.468
5.	W.D. Chadwick	5	1909-13	29-12-2	.698
6.	Wade Walker	6	1956-61	22-32-2	.411
7.	Rockey Felker	5	1986-90	21-34	.382
	Sylvester Croom	4	2004-08	21-38	.356
	Bob Tyler*	6	1973-78	21-44-2	.328
10.	Ralph Sasse	3	1935-37	20-10-2	.656
	Paul Davis	5	1962-66	20-28-2	.420

\* - All wins in the 1975-77 seasons were forfeited by the NCAA, except for the 1975 Memphis State and North Texas State games.

### WINNINGEST MSU HEAD COACHES (PERCENTAGE)

	Head Coach	Years	Tenure	Record	Pct.
--	Greg Knox*	1 game	2017	1-0	1.000
1.	Allyn McKeen	9	1939-48	65-19-3	.764
2.	Sid Robinson	3	1917-19	15-5	.750
3.	W.D. Chadwick	5	1909-13	29-12-2	.698
4.	Ralph Sasse	3	1935-37	20-10-2	.656
5.	E.C. Hayes	3	1914-16	15-8-2	.640
6.	Joe Moorhead	1	2018-Pr.	8-5	.615
7.	Earl Able	2	1923-24	10-6-2	.611
8.	Murray Warmath	2	1952-53	10-6-3	.605
9.	Dan Mullen	9	2009-17	69-46	.600
	Darrell Royal	2	1954-55	12-8	.600
11.	Fred Furman	2	1907-08	9-7	.563
12.	Fred Holtkamp	2	1920-21	9-7-1	.559

\* - Interim coach who coached the 2017 TaxSlayer Bowl following the departure of Dan Mullen at the end of the regular season



Allyn McKeen, a 1991 College Football Hall of Fame inductee, holds the highest winning percentage by a permanent MSU head coach, compiling a .764 mark (65-19-3) from 1939-48.

### MSU CHRONOLOGICAL COACHING RECORDS

Head Coach (Alma Mater)	Years	Tenure	Record	Pct.
W.M. Matthews (Mississippi State)	1	1895	0-2	.000
J.B. Hildebrand (Vanderbilt)	1	1896	0-4	.000
L.B. Harvey (Georgetown)	1	1901	2-2-1	.500
L. Gwinn (Auburn)	1	1902	1-4-1	.250
Dan Martin (Auburn)	4	1903-06	10- 11-3	.479
Fred Furman (Cornell)	2	1907-08	9- 7	.563
W.D. Chadwick (Marietta)	5	1909-13	29-12-2	.698
E.C. Hayes (Albion)	3	1914-16	15- 8-2	.640
Sid Robinson (Colgate)	3	1917-19	15- 5	.750
Fred Holtkamp (Ohio State)	2	1920-21	9- 7-1	.559
C.R. Dudy Noble (Mississippi State)	1	1922	3- 4-2	.444
Earl Able (Colgate)	2	1923-24	10- 6-2	.611
Bernie Bierman (Minnesota)	2	1925-26	8- 8-1	.500
J.W. Hancock (Iowa)	3	1927-29	8-12-4	.417
Chris Cagle (Army)	1	1930	2- 7	.222
Ray Dauber (Iowa)	2	1931-32	5- 11	.313
Ross McKechnie (Washington)	2	1933-34	7-12-1	.375
Ralph Sasse (Army)	3	1935-37	20-10-2	.656
Spike Nelson (Iowa)	1	1938	4- 6	.400
Allyn McKeen (Tennessee)	9	1939-48	65-19-3	.764
Slick Morton (LSU)	3	1949-51	8-18-1	.315
Murray Warmath (Tennessee)	2	1952-53	10- 6-3	.605
Darrell Royal (Oklahoma)	2	1954-55	12- 8	.600
Wade Walker (Oklahoma)	6	1956-61	22-32-2	.411
Paul Davis (Ole Miss)	5	1962-66	20-28-2	.420
Charley Shira (Mississippi State)	6	1967-72	16-45-2	.270
*Bob Tyler (Ole Miss)	6	1973-78	21-44-2	.328
Emory Bellard (Southwest Texas State)	7	1979-85	37-42	.468
Rockey Felker (Mississippi State)	5	1986-90	21-34	.382
Jackie Sherrill (Alabama)	13	1991-2003	75-75-2	.500
Sylvester Croom (Alabama)	5	2004-08	21-38	.356
Dan Mullen (Ursinus College)	9	2009-17	69-46	.600
Joe Moorhead (Fordham)	1	2018-Present	8-5	.615

### MOST WINS BY MSU COACH IN EGG BOWL

	Head Coach	Seasons	Years	Record	Pct.
1.	Jackie Sherrill	13	1991-2003	7-6	.538
2.	Dan Mullen	9	2009-17	5-4	.556
	Allyn McKeen	9	1939-48	5-4	.556
4.	Sid Robinson	3	1917-19	4-0	1.000
5.	Bob Tyler*	6	1973-78	3-3	.500

### HIGHEST WINNING PERCENTAGE IN EGG BOWL (MINIMUM THREE YEARS)

	Head Coach	Seasons	Years	Record	Pct.
1.	Sid Robinson	3	1917-19	4-0	1.000
2.	Dan Mullen	9	2009-17	5-4	.556
	Allyn McKeen	9	1939-48	5-4	.556
4.	Jackie Sherrill	13	1991-2003	7-6	.538
5.	Bob Tyler*	6	1973-78	3-3	.500

\* - All wins in the 1975-77 seasons were forfeited by the NCAA, except for the 1975 Memphis State and North Texas State games.



## MSU IN THE FINAL NATIONAL RANKINGS

AP	UPI
1940 — 9th	1963 — 11th
1941 — 16th	1974 — 17th
1942 — 18th	1981 — 17th
1957 — 14th	1992 — 25th
1974 — 17th	
1976 — 20th	<b>COACHES</b>
1980 — 19th	1994 — 25th
1992 — 23rd	1999 — 12th
1994 — 24th	2000 — 22nd
1999 — 13th	2010 — 17th
2000 — 24th	2014 — 12th
2010 — 15th	2017 — 20th
2014 — 11th	2018 — 25th
2017 — 19th	
	<b>CFB PLAYOFF</b>
	2014 — 7th
	2017 — 23rd
	2018 — 18th

## MSU'S RECORD IN ...

State/Country	Record	Pct.
Alabama	.38-97-3	.286
Arkansas	3-9-1	.269
California	2-0	1.000
Colorado	1-0	1.000
Cuba	1-0	1.000
Florida	12-34-2	.271
Georgia	3-20	.130
Illinois	1-1	.500
Indiana	0-3	.000
Kansas	2-1	.667
Kentucky	10-16	.385
Louisiana	42-76-4	.361
Maryland	0-1	.000
Massachusetts	1-0	1.000
Michigan	1-1-1	.500
Mississippi	368-246-20	.596
Missouri	1-2	.333
New York	2-0	1.000
North Carolina	2-1	.667
Ohio	1-1	.500
Oklahoma	0-2	.000
Oregon	0-1	.000
Pennsylvania	2-1	.667
South Carolina	3-5-1	.389
Tennessee	49-38-6	.559
Texas	14-14-1	.500
Utah	1-1	.500
Washington	0-1	.000
West Virginia	0-1	.000
<b>TOTALS</b>	<b>560-573-39</b>	<b>.494</b>

## MSU'S RECORD AT ...

Site	Record	Pct.
Home	293-155-14	.649
Away	170-292-15	.372
Neutral	101-131-10	.438
<b>TOTALS</b>	<b>564-578-39</b>	<b>.494</b>

## MSU IN DOMES/RETRACTABLE ROOF STADIUMS ...

Dome	Record	Pct.
Astrodome	1-2	.333
Carrier Dome	1-0	1.000
Georgia Dome	1-3	.250
NRG Stadium	0-1	.000
Superdome	6-2	.750
Tropicana Field	1-0	1.000
<b>TOTALS</b>	<b>10-8</b>	<b>.556</b>

(last dome game: def. Miami Ohio, 17-16, in St. Petersburg Bowl on Dec. 26, 2016)

## MSU ON ARTIFICIAL TURF ...

39-46 (last field turf game: lost to Kentucky, 28-7, on Sept. 22, 2017 in Lexington)  
(NOTE: includes four wins that were forfeited from 1975-77)

## MSU'S RECORD BY DECADE ...

Decade	Record	Pct.
1890s	0-6	.000
1900s	27-28-5	.492
1910s	54-21-4	.709
1920s	38-37-10	.506
1930s	46-48-3	.490
1940s	57-25-4	.686
1950s	45-45-4	.500
1960s	31-63-5	.338
1970s	36-73-2	.333
1980s	50-62-0	.446
1990s	64-50-2	.560
2000s	42-76-0	.356
2010s	73-44-0	.621
<b>TOTALS</b>	<b>563-578-39</b>	<b>.494</b>

## MSU'S RECORD BY MONTH ...

Month	Record	Pct.
August	3-6	.333
September	135-102-2	.569
October	238-211-19	.529
November	169-235-17	.422
December	16-18-1	.471
January	2-6	.333
<b>TOTALS</b>	<b>561-579-39</b>	<b>.494</b>

## MSU'S RECORD BY DAY ...

Day	Record	Pct.
Sunday	3-4	.429
Monday	5-2-1	.688
Tuesday	3-4	.529
Wednesday	3-1	.750
Thursday	21-26-2	.449
Friday	28-20-2	.580
Saturday	498-522-34	.489
<b>TOTALS</b>	<b>563-578-39</b>	<b>.494</b>

## MSU'S RECORD IN ...

<b>Season Openers</b>	<b>84-33-2</b>	<b>.714</b>
@ Home	55-16-1	.771
@ Away Sites	19-10-1	.650
@ Neutral Sites	7-9	.438
vs. SEC opponents	6-12	.333
vs. Non-SEC opponents	78-22-2	.775
<b>Home Openers</b>	<b>88-28-2</b>	<b>.754</b>
vs. SEC opponents	9-7	.563
vs. Non-SEC opp.	79-21-2	.784
<b>Road Openers</b>	<b>53-58-6</b>	<b>.479</b>
vs. SEC opponents	10-33-1	.239
vs. Non-SEC opp.	44-25-5	.628
<b>SEC Openers</b>	<b>29-54-2</b>	<b>.353</b>
@ Home	12-16	.429
@ Away Sites	12-29-1	.298
@ Neutral Sites	4-10-1	.300
<b>SEC Home Openers</b>	<b>27-39-3</b>	<b>.413</b>
<b>SEC Road Openers</b>	<b>23-61-1</b>	<b>.276</b>

## LAST MSU SEC RECORD OF:

0-1: 2018	3-0: 2014
0-2: 2018	3-1: 2012
0-3: 2011	3-2: 2017
0-4: 2011	3-3: 2017
0-5: 2006	3-4: 2018
0-6: 2005	3-5: 2016
0-7: 2005	
0-8: 2002	4-0: 2014
	4-1: 1981
1-0: 2017	4-2: 2000
1-1: 2017	4-3: 2017
1-2: 2018	4-4: 2018
1-3: 2018	
1-4: 2013	5-0: 2014
1-5: 2013	5-1: 1999
1-6: 2011	5-2: 1999
1-7: 2006	5-3: 1994
2-0: 2014	6-0: Never
2-1: 2000	6-1: 2014
2-2: 2017	6-2: 1999
2-3: 2018	
2-4: 2018	7-0: Never
2-5: 2016	7-1: 2014
2-6: 2011	

## LAST MSU RECORD OF:

0-1: 2016	4-0: 2014
0-2: 2006	4-1: 2000
0-3: 2006	4-2: 2018
0-4: 2003	4-3: 2018
0-5: Never**	4-4: 2013
0-6: Never**	4-5: 2016
0-7: Never**	4-6: 2016
0-8: Never**	4-7: 2016
0-9: Never**	4-8: 2008
0-10: Never**	
0-11: Never**	5-0: 2014
	5-1: 1998
1-0: 2018	5-2: 2017
1-1: 2016	5-3: 2018
1-2: 2016	5-4: 2011
1-3: 2006	5-5: 2011
1-4: 2006	5-6: 2013
1-5: 2006	5-7: 2016
1-6: 1988	
1-7: 1988	6-0: 2014
1-8: 1988	6-1: 1986
1-9: 1988	6-2: 2017
1-10: 1988	6-3: 2018
	6-4: 2018
2-0: 2018	6-5: 2007
2-1: 2015	6-6: 2013
2-2: 2016	6-7: 2016
2-3: 2016	
2-4: 2016	7-0: 2014
2-5: 2016	7-1: 2012
2-6: 2006	7-2: 2017
2-7: 2006	7-3: 2017
2-8: 2005	7-4: 2018
2-9: 2003	7-5: 2007
2-10: 2003	
	8-0: 2014
3-0: 2018	8-1: 1999
3-1: 2018	8-2: 1999
3-2: 2018	8-3: 2017
3-3: 2013	8-4: 2018
3-4: 2011	8-5: 2018
3-5: 2016	
3-6: 2004	9-0: 2014
3-7: 2006	9-1: 2014
3-8: 2006	9-2: 1999
3-9: 2006	9-3: 1980
	9-4: 2017
	10-0: Never\$
	10-1: 2014
	10-2: 2014
	10-3: 2014

\*\* - Reflects on-field results

(MSU was 2-9 in 1975 and 0-11 in 1976 and 1977 due to wins forfeited)

\$ - 10-0-1 in 1940



LONGEST WINNING STREAKS

	Wins	Span	Ended Against
1.	13	10/17/42 - 11/11/44	at Alabama (L, 0-19, 11/18/44)
2.	12	11/23/13 - 11/8/14	at Alabama (L, 20-25, 11/15/14)
3.	10	10/19/40 - 10/4/41	at LSU (T, 0-0, 10/11/41)
4.	9	11/26/11 - 10/20/12	at Alabama (L, 7-38, 10/27/12)
5.	8	9/4/99 - 11/4/99	at Alabama (L, 7-19, 11/13/99)
	8	11/28/18 - 11/8/19	Auburn [@ Birmingham] (L, 0-7, 11/15/19)

LONGEST HOME WINNING STREAK:

20 games (9/23/39 - 11/22/47)

LONGEST ROAD WINNING STREAK (NO NEUTRAL SITES):

8 games (11/11/39 - 10/4/41)

LONGEST ROAD WINNING STREAK (INCLUDES NEUTRAL SITES):

8 games (10/17/42 - 11/11/44)

LONGEST SEC WINNING STREAKS

	Wins	Span	Ended Against
1.	8	11/14/98 - 11/4/99	at Alabama (L, 7-19, 11/13/99)
	8	10/17/42 - 11/11/44	at Alabama (L, 0-19, 11/18/44)
3.	7	11/23/13 - 11/1/14	at Alabama (L, 20-25, 11/15/14)
	7	9/20/80 - 10/24/81	at Alabama (L, 10-13, 10/31/81)
5.	5	11/9/40 - 10/4/41	at LSU (T, 0-0, 10/11/41)
6.	4	9/24/55 - 10/22/55	at Auburn (L, 26-27, 11/5/55)
	4	11/26/11 - 10/13/12	at Alabama (L, 7-38, 10/27/12)

LONGEST SEC HOME WINNING STREAK:

11 games (9/5/1998 - 11/11/2000)

LONGEST SEC ROAD WINNING STREAK (NO NEUTRAL SITES):

6 games (11/11/39 - 10/4/41)

LONGEST SEC ROAD WINNING STREAK (INCLUDES NEUTRAL SITES):

7 games (10/17/42 - 11/11/44)

LONGEST UNBEATEN STREAKS

	Games	Span (Wins, Ties)	Ended Against
1.	21	11/4/39 - 11/8/41 (19W, 2T)	at Duquesne (L, 0-16)
2.	13	10/17/42 - 11/11/44 (13W)	at Alabama (L, 0-19)
3.	12	11/23/13 - 11/8/14	at Alabama (L, 20-25, 11/15/14)
4.	9	11/26/11 - 10/20/12 (9W)	at Alabama (L, 7-38, 10/27/12)
5.	8	9/4/1999 - 11/4/99 (8W)	at Alabama (L, 7-19)
	8	11/28/18 - 11/8/19 (8W)	Auburn (@ Birmingham)

LONGEST SEC UNBEATEN STREAKS

	Games	Span (Wins, Ties)	Ended Against
1.	12	11/1/39 - 11/29/41 (10W, 2T)	at Alabama (L, 6-21)
2.	8	11/14/98 - 11/4/99 (8W)	at Alabama (L, 7-19)
	8	10/17/42 - 11/11/44 (8W)	at Alabama (L, 0-19)
4.	7	11/23/13 - 11/1/14	at Alabama (L, 20-25, 11/15/14)
	7	9/20/80 - 10/24/81 (7W)	at Alabama (L, 10-13)
6.	4	9/24/55 - 10/22/55 (4W)	at Auburn (L, 26-27)
	4	11/26/11 - 10/13/12 (4W)	at Alabama (L, 7-38, 10/27/12)



Quarterback Dak Prescott led Mississippi State on a 12-game win streak from 2013-14.

LONGEST LOSING STREAKS

	Losses	Span	Ended Against
1.	11	10/14/67 - 10/12/68	Texas Tech [ @ Jackson] (T, 0-0)
2.	10	9/10/88 - 11/26/88	VANDERBILT (W, 42-7)
3.	8	10/15/66 - 9/30/67	at Texas Tech (W, 7-3)
	8	10/16/65 - 9/24/66	RICHMOND (W, 20-0)
5.	7	9/24/83 - 11/5/83	at LSU (W, 45-26)
	7	10/25/58 - 10/3/59	ARKANSAS STATE (W, 49-14)
	7	9/24/05 - 11/19/05	OLE MISS (W, 35-14)

LONGEST SEC LOSING STREAKS

	Losses	Span	Ended Against
1.	19	10/22/65 - 10/5/68	Texas Tech [ @ Jackson] (T, 28-28)
2.	13	10/4/58 - 11/28/59	Tennessee [ @ Memphis] (T, 0-0)
3.	11	9/23/89 - 11/3/90	LSU [ @ Jackson] (W, 34-22)
4.	10	11/6/04 - 11/19/05	OLE MISS (W, 35-14)
5.	9	10/18/03 - 10/2/04	FLORIDA (W, 38-31)
	9	9/19/02 - 9/27/03	VANDERBILT (W, 30-21)
	9	10/25/86 - 11/14/87	Ole Miss [ @ Jackson] (W, 30-20)

LONGEST WINLESS STREAKS

	Games	Span	Ended Against
1.	17	10/14/67 - 11/30/68 (15L, 2T)	RICHMOND (W, 17-14)
2.	10	9/10/88 - 11/26/88 (10L)	VANDERBILT (W, 42-7)
	10	11/27/48 - 11/26/49 (9L, 1T)	ARKANSAS STATE (W, 67-0)
4.	8	10/15/66 - 9/30/67 (8L)	at Texas Tech (W, 7-3)
	8	10/16/65 - 9/24/66 (8L)	RICHMOND (W, 20-0)

LONGEST SEC WINLESS STREAKS

	Games	Span	Ended Against
1.	29	10/22/65 - 9/19/70 (27L, 2T)	Vanderbilt [ @ Memphis] (W, 20-6)
2.	22	10/4/58 - 11/4/61 (21L, 1T)	Auburn [ @ Birmingham] (W, 11-10)
3.	11	9/23/89 - 11/3/90 (11L)	LSU (W, 34-22)
4.	10	11/6/04 - 11/19/05	OLE MISS (W, 35-14)
5.	9	10/18/03 - 10/2/04 (9L)	FLORIDA (W, 38-31)
	9	9/19/02 - 9/27/03 (9L)	VANDERBILT (W, 30-21)
	9	10/25/86 - 11/14/87 (9L)	Ole Miss [ @ Jackson] (W, 30-20)

LONGEST WITHOUT BEING SHUTOUT

	Games	Span	Ended Against
1.	125	9/5/09 - 11/3/18 (76-49)	at Alabama
2.	90	11/18/78 - 11/1/86 (44-46-0)	LSU [ @ Jackson]
3.	76	11/10/90 - 9/27/97 (39-35-2)	at Georgia
4.	45	10/11/97 - 9/20/01 (31-14-0)	at Florida
5.	40	11/9/74 - 9/23/78 (8-32-0)	at Florida

LONGEST WIN STREAKS AGAINST SAME OPPONENT

	Games	Span	Opponent
1.	14	9/23/50 - 10/24/92	Arkansas State
2.	13	11/30/1911 - 10/24/1925	Ole Miss
3.	12	9/3/94 - Present	Memphis
4.	9	11/10/51 - 10/28/61	Memphis State
5.	9	9/20/34 - Present	Samford



MSU has won 12-straight games against Memphis. In the last meeting, Sept. 1, 2011, Vick Ballard rushed for three TDs.



**AIR FORCE (AFA, 1-0)**

12/29/1991:	AFA, 38-15	at Memphis, Tenn.
-------------	------------	-------------------

at Neutral Sites: AFA, 1-0

**ALABAMA (UA, 82-18-3)**

10/24/1896:	UA, 20-0	at Tuscaloosa, Ala.
11/26/1901:	UA, 45-0	at Tuscaloosa, Ala.
11/8/1902:	UA, 27-0	at Tuscaloosa, Ala.
10/16/1903:	MSU, 11-0	at Columbus, Miss.
10/15/1904:	UA, 6-0	at Columbus, Miss.
10/14/1905:	UA, 34-0	at Tuscaloosa, Ala.
11/3/1906:	UA, 16-4	at Starkville
10/20/1911:	Tied, 6-6	at Columbus, Miss.
10/18/1912:	MSU, 7-0	at Aberdeen, Miss.
11/27/1913:	MSU, 7-0	at Birmingham, Ala.
11/26/1914:	MSU, 9-0	at Birmingham, Ala.
11/27/1919:	UA, 14-6	at Birmingham, Ala.
11/25/1920:	UA, 24-7	at Birmingham, Ala.
11/24/1921:	Tied, 7-7	at Birmingham, Ala.
11/30/1922:	UA, 59-0	at Birmingham, Ala.
10/31/1925:	UA, 6-0	at Tuscaloosa, Ala.
10/9/1926:	UA, 26-7	at Meridian, Miss.
10/29/1927:	UA, 13-7	at Tuscaloosa, Ala.
10/13/1928:	UA, 46-0	at Starkville
10/10/1931:	UA, 53-0	at Meridian, Miss.
10/1/1932:	UA, 53-0	at Montgomery, Ala.
10/14/1933:	UA, 18-0	at Tuscaloosa, Ala.
10/13/1934:	UA, 41-0	at Tuscaloosa, Ala.
10/12/1935:	MSU, 20-7	at Tuscaloosa, Ala.
10/10/1936:	UA, 7-0	at Tuscaloosa, Ala.
10/28/1939:	UA, 7-0	at Tuscaloosa, Ala.
11/30/1940:	MSU, 13-0	at Tuscaloosa, Ala.
10/4/1941:	MSU, 14-0	at Tuscaloosa, Ala.
10/3/1942:	UA, 21-6	at Tuscaloosa, Ala.
11/18/1944:	UA, 19-0	at Tuscaloosa, Ala.
12/1/1945:	UA, 55-13	at Tuscaloosa, Ala.
11/30/1946:	UA, 24-7	at Tuscaloosa, Ala.
10/23/1948:	UA, 10-7	at Starkville
10/22/1949:	UA, 35-6	at Tuscaloosa, Ala.
10/28/1950:	UA, 14-7	at Tuscaloosa, Ala.
10/27/1951:	UA, 7-0	at Starkville
10/25/1952:	UA, 42-19	at Tuscaloosa, Ala.
10/24/1953:	Tied, 7-7	at Tuscaloosa, Ala.
10/23/1954:	MSU, 12-7	at Tuscaloosa, Ala.
10/22/1955:	MSU, 26-7	at Tuscaloosa, Ala.
10/27/1956:	UA, 13-12	at Tuscaloosa, Ala.
10/26/1957:	MSU, 25-13	at Tuscaloosa, Ala.
10/25/1958:	UA, 9-7	at Starkville
10/31/1959:	UA, 10-0	at Tuscaloosa, Ala.
10/29/1960:	UA, 7-0	at Starkville
11/4/1961:	UA, 24-0	at Tuscaloosa, Ala.
11/3/1962:	UA, 20-0	at Starkville
11/2/1963:	UA, 20-19	at Tuscaloosa, Ala.
10/31/1964:	UA, 23-6	at Jackson, Miss.
10/30/1965:	UA, 10-7	at Jackson, Miss.
10/29/1966:	UA, 27-14	at Tuscaloosa, Ala.
11/4/1967:	UA, 13-0	at Tuscaloosa, Ala.
11/2/1968:	UA, 20-13	at Tuscaloosa, Ala.
11/1/1969:	UA, 23-19	at Jackson, Miss.
10/31/1970:	UA, 35-6	at Tuscaloosa, Ala.
10/30/1971:	UA, 41-10	at Jackson, Miss.
11/4/1972:	UA, 58-14	at Tuscaloosa, Ala.
11/3/1973:	UA, 35-0	at Jackson, Miss.
11/2/1974:	UA, 35-0	at Tuscaloosa, Ala.
11/1/1975:	UA, 21-10	at Jackson, Miss.
10/30/1976:	UA, 34-17	at Tuscaloosa, Ala.
10/29/1977:	UA, 37-7	at Jackson, Miss.
11/4/1978:	UA, 35-14	at Birmingham, Ala.
11/3/1979:	UA, 24-7	at Tuscaloosa, Ala.
11/1/1980:	MSU, 6-3	at Jackson, Miss.
10/31/1981:	UA, 13-10	at Tuscaloosa, Ala.
10/30/1982:	UA, 20-12	at Jackson, Miss.
10/29/1983:	UA, 35-18	at Tuscaloosa, Ala.
11/3/1984:	UA, 24-20	at Jackson, Miss.
11/2/1985:	UA, 44-28	at Tuscaloosa, Ala.
11/1/1986:	UA, 38-3	at Starkville
10/31/1987:	UA, 21-18	at Birmingham, Ala.
10/29/1988:	UA, 53-34	at Starkville
11/4/1989:	UA, 23-10	at Birmingham, Ala.
11/3/1990:	UA, 22-0	at Starkville
11/2/1991:	UA, 13-7	at Tuscaloosa, Ala.

11/14/1992:	UA, 30-21	at Starkville
11/13/1993:	UA, 36-25*	at Tuscaloosa, Ala.
11/12/1994:	UA, 29-25	at Starkville
11/11/1995:	UA, 14-9	at Tuscaloosa, Ala.
11/16/1996:	MSU, 17-16	at Starkville
11/15/1997:	MSU, 32-20	at Tuscaloosa, Ala.
11/14/1998:	MSU, 26-14	at Starkville
11/13/1999:	UA, 19-7	at Tuscaloosa, Ala.
11/11/2000:	MSU, 29-7	at Starkville
11/10/2001:	UA, 24-17	at Tuscaloosa, Ala.
11/9/2002:	UA, 28-14	at Tuscaloosa, Ala.
11/8/2003:	UA, 38-0	at Starkville
11/6/2004:	UA, 30-14	at Tuscaloosa, Ala.
11/5/2005:	UA, 17-0	at Starkville
11/4/2006:	MSU, 24-16	at Tuscaloosa, Ala.
11/10/2007:	MSU, 17-12	at Starkville
11/15/2008:	UA, 32-7	at Tuscaloosa, Ala.
11/14/2009:	UA, 31-3	at Starkville
11/13/2010:	UA, 30-10	at Tuscaloosa, Ala.
11/12/2011:	UA, 24-7	at Starkville
10/27/2012:	UA, 38-7	at Tuscaloosa, Ala.
11/16/2013:	UA, 20-7	at Starkville
11/15/2014:	UA, 25-20	at Tuscaloosa, Ala.
11/14/2015:	UA, 31-6	at Starkville
11/12/2016:	UA, 51-3	at Tuscaloosa, Ala.
11/11/2017:	UA, 31-24	at Starkville
11/10/2018:	UA, 24-0	at Tuscaloosa, Ala.

at Starkville: UA, 19-4

at Tuscaloosa: UA, 44-9-1

at Neutral Sites: UA, 19-5-2

**ALCORN STATE (MSU, 2-0)**

10/2/2010:	MSU, 49-16	at Starkville
9/7/2013:	MSU, 51-7	at Starkville

at Starkville: MSU, 2-0

**ARKANSAS (UA, 16-12-1)**

11/30/1916:	MSU, 20-7	at Memphis, Tenn.
10/28/1939:	MSU, 19-0	at Memphis, Tenn.
11/7/1992:	MSU, 10-3	at Starkville
11/6/1993:	Tied, 13-13	at Little Rock, Ark.
11/5/1994:	MSU, 17-7	at Starkville
11/4/1995:	UA, 26-21	at Little Rock, Ark.
11/23/1996:	UA, 16-13	at Starkville
11/22/1997:	UA, 17-7	at Fayetteville, Ark.
11/21/1998:	MSU, 22-21	at Starkville
11/20/1999:	UA, 14-9	at Little Rock, Ark.
11/18/2000:	UA, 17-10 (OT)	at Starkville
11/17/2001:	UA, 24-21	at Fayetteville, Ark.
11/23/2002:	UA, 26-19	at Starkville
11/22/2003:	UA, 52-6	at Fayetteville, Ark.
11/20/2004:	UA, 24-21	at Starkville
11/19/2005:	UA, 44-10	at Little Rock, Ark.
11/18/2006:	UA, 28-14	at Starkville
11/17/2007:	UA, 45-31	at Little Rock, Ark.
11/22/2008:	MSU, 31-28	at Starkville
11/21/2009:	UA, 42-21	at Little Rock, Ark.
11/20/2010:	UA, 38-31 (2OT)	at Starkville
11/19/2011:	UA, 44-17	at Little Rock, Ark.
11/17/2012:	MSU, 45-14	at Starkville
11/23/2013:	MSU, 24-17 (OT)	at Little Rock, Ark.
11/1/2014:	MSU, 17-10	at Starkville
11/21/2015:	MSU, 51-50	at Fayetteville, Ark.
11/19/2016:	UA, 58-42	at Starkville
11/18/2017:	MSU, 28-21	at Fayetteville, Ark.
11/17/2018:	MSU, 52-6	at Starkville

at Starkville: Tied, 7-7

at Fayetteville: UA, 3-2

at Neutral Sites: UA, 6-3-1

**ARKANSAS A&M (MSU, 1-0)**

10/14/1944:	MSU, 49-20	at Starkville
-------------	------------	---------------

at Starkville: MSU, 1-0

**ARKANSAS STATE (MSU, 15-0-1)**

9/23/1950:	MSU, 67-0	at Starkville
9/22/1951:	MSU, 32-0	at Starkville
10/4/1952:	MSU, 41-14	at Starkville
10/2/1954:	MSU, 46-13	at Starkville
10/20/1956:	MSU, 19-9	at Starkville
10/12/1957:	MSU, 47-13	at Starkville
10/18/1958:	MSU, 38-0	at Starkville

10/10/1959:	MSU, 49-14	at Starkville
10/8/1960:	MSU, 29-9	at Starkville
10/14/1961:	MSU, 38-0	at Starkville
9/11/1982:	MSU, 31-10	at Starkville
9/7/1985:	MSU, 22-14	at Starkville
10/11/1986:	MSU, 24-9	at Starkville
10/24/1992:	MSU, 56-6	at Starkville
10/23/1993:	Tied, 15-15	at Starkville
10/1/1994:	MSU, 49-3	at Starkville

at Starkville: MSU, 15-0-1

**ARMY (MSU, 1-0)**

1935:	MSU, 13-7	at West Point, Miss.
-------	-----------	----------------------

at West Point: MSU, 1-0

**AUBURN (AU, 63-27-2)**

10/27/1905:	AU, 18-0	at Columbus, Miss.
10/8/1910:	AU, 6-0	at Auburn, Ala.
10/27/1911:	AU, 11-5	at Birmingham, Ala.
10/26/1912:	AU, 7-0	at Birmingham, Ala.
10/25/1913:	AU, 34-0	at Birmingham, Ala.
10/24/1914:	AU, 19-0	at Birmingham, Ala.
10/23/1915:	AU, 26-0	at Birmingham, Ala.
10/27/1916:	AU, 7-3	at Birmingham, Ala.
10/27/1917:	AU, 13-6	at Birmingham, Ala.
11/15/1919:	AU, 7-0	at Birmingham, Ala.
11/12/1927:	MSU, 7-0	at Birmingham, Ala.
11/17/1928:	MSU, 13-0	at Birmingham, Ala.
11/15/1930:	MSU, 7-6	at Birmingham, Ala.
10/16/1937:	AU, 33-7	at Birmingham, Ala.
10/14/1938:	AU, 20-6	at Montgomery, Ala.
10/14/1939:	AU, 7-0	at Birmingham, Ala.
10/12/1940:	Tied, 7-7	at Birmingham, Ala.
11/8/1941:	MSU, 14-7	at Birmingham, Ala.
10/31/1942:	MSU, 6-0	at Birmingham, Ala.
11/1/1944:	MSU, 26-21	at Birmingham, Ala.
10/6/1945:	MSU, 20-0	at Birmingham, Ala.
11/9/1946:	MSU, 33-0	at Birmingham, Ala.
11/8/1947:	MSU, 14-0	at Birmingham, Ala.
11/6/1948:	MSU, 20-0	at Birmingham, Ala.
11/5/1949:	AU, 25-6	at Auburn, Ala.
11/4/1950:	MSU, 27-0	at Starkville
11/8/1952:	MSU, 49-34	at Auburn, Ala.
10/10/1953:	Tied, 21-21	at Starkville
11/5/1955:	AU, 27-26	at Auburn, Ala.
11/10/1956:	AU, 27-20	at Auburn, Ala.
11/9/1957:	AU, 15-7	at Birmingham, Ala.
11/8/1958:	AU, 33-14	at Auburn, Ala.
11/7/1959:	AU, 31-0	at Birmingham, Ala.
11/5/1960:	AU, 27-12	at Auburn, Ala.
11/11/1961:	MSU, 11-10	at Birmingham, Ala.
11/10/1962:	AU, 9-3	at Auburn, Ala.
11/9/1963:	MSU, 13-10	at Jackson, Miss.
11/7/1964:	AU, 12-3	at Auburn, Ala.
11/6/1965:	AU, 25-18	at Birmingham, Ala.
11/5/1966:	AU, 13-0	at Jackson, Miss.
11/11/1967:	AU, 36-0	at Auburn, Ala.
9/28/1968:	AU, 26-0	at Jackson, Miss.
11/8/1969:	AU, 52-13	at Auburn, Ala.
11/7/1970:	AU, 56-0	at Birmingham, Ala.
11/6/1971:	AU, 30-21	at Auburn, Ala.
9/9/1972:	AU, 14-3	at Jackson, Miss.
11/10/1973:	AU, 31-17	at Auburn, Ala.
11/9/1974:	AU, 24-20	at Jackson, Miss.
11/8/1975:	*Tied, 21-21	at Auburn, Ala.
11/6/1976:	*MSU, 28-19	at Jackson, Miss.
11/5/1977:	*MSU, 27-13	at Auburn, Ala.
11/11/1978:	AU, 6-0	at Starkville
11/10/1979:	AU, 14-3	at Auburn, Ala.
10/25/1980:	MSU, 24-21	at Jackson, Miss.
10/24/1981:	MSU, 21-17	at Auburn, Ala.
10/23/1982:	AU, 35-17	at Starkville
10/22/1983:	AU, 28-13	at Auburn, Ala.
10/27/1984:	AU, 24-21	at Starkville
10/26/1985:	AU, 21-9	at Auburn, Ala.
10/25/1986:	AU, 35-6	at Starkville
10/24/1987:	AU, 38-7	at Auburn, Ala.
10/22/1988:	AU, 33-0	at Auburn, Ala.
10/28/1989:	AU, 14-0	at Auburn, Ala.
10/27/1990:	AU, 17-16	at Starkville
10/26/1991:	MSU, 24-17	at Auburn, Ala.
10/10/1992:	MSU, 14-7	at Starkville



10/9/1993:	AU, 31-17	at Auburn, Ala.
10/8/1994:	AU, 42-18	at Starkville
10/7/1995:	AU, 48-20	at Auburn, Ala.
10/12/1996:	AU, 49-15	at Starkville
11/1/1997:	MSU, 20-0	at Auburn, Ala.
10/10/1998:	MSU, 38-21	at Starkville
10/9/1999:	MSU, 18-16	at Auburn, Ala.
10/7/2000:	MSU, 17-10	at Starkville
10/6/2001:	AU, 16-14	at Auburn, Ala.
9/19/2002:	AU, 42-14	at Starkville
10/18/2003:	AU, 45-13	at Auburn, Ala.
9/11/2004:	AU, 43-14	at Starkville
9/10/2005:	AU, 28-0	at Auburn, Ala.
9/9/2006:	AU, 34-0	at Starkville
9/15/2007:	MSU, 19-14	at Auburn, Ala.
9/13/2008:	AU, 3-2	at Starkville
9/12/2009:	AU, 49-24	at Auburn, Ala.
9/9/2010:	AU, 17-14	at Starkville
9/10/2011:	AU, 41-34	at Auburn, Ala.
9/8/2012:	MSU, 28-10	at Starkville
9/14/2013:	AU, 24-20	at Auburn, Ala.
10/11/2014:	MSU, 38-23	at Starkville
9/26/2015:	MSU, 17-9	at Auburn, Ala.
10/8/2016:	AU, 38-14	at Starkville
9/30/2017:	AU, 49-10	at Auburn, Ala.
10/6/2018:	MSU, 23-9	at Starkville
<i>at Starkville: AU, 13-7-1</i>		
<i>at Auburn: AU, 29-7</i>		
<i>at Neutral Sites: AU, 21-13-1</i>		

## BAYLOR (BU, 2-1-1)

10/2/1948:	Tied, 7-7	at Memphis, Tenn.
10/1/1949:	BU, 14-6	at Starkville
10/7/1950:	BU, 14-7	at Shreveport, La.
9/16/1995:	MSU, 30-21	at Waco, Texas
<i>at Starkville: BU, 1-0</i>		
<i>at Waco: MSU, 1-0</i>		
<i>at Neutral Sites: BU, 1-0-1</i>		

## BIRMINGHAM-SOUTHERN (MSU, 8-0)

10/2/1909:	MSU, 21-0	at Starkville
11/12/1910:	MSU, 46-0	at Starkville
11/3/1911:	MSU, 62-0	at Starkville
10/1/1921:	MSU, 20-7	at Starkville
10/7/1922:	MSU, 14-0	at Starkville
9/25/1926:	MSU, 19-7	at Birmingham, Ala.
10/1/1927:	MSU, 27-0	at Starkville
11/4/1939:	MSU, 28-0	at Starkville
<i>at Starkville: MSU, 7-0</i>		
<i>at Birmingham: MSU, 1-0</i>		

## BOWLING GREEN (MSU, 1-0)

10/13/2013:	MSU, 21-20	at Starkville
<i>at Starkville: MSU, 1-0</i>		

## BYU (TIED, 2-2)

9/14/2000:	MSU, 44-28	at Provo, Utah
12/1/2001:	BYU, 41-38	at Starkville
10/14/2016:	BYU, 28-21 (2OT)	at Provo, Utah
10/14/2017:	MSU, 35-10	at Starkville
<i>at Starkville: Tied, 1-1</i>		
<i>at Provo: Tied, 1-1</i>		

## CAL POLY-POMONA (CPP, 1-0)

10/2/1976:	*MSU, 38-0	at Starkville
<i>at Starkville: CPP, 1-0</i>		

## CAL STATE FULLERTON (MSU, 2-0)

9/15/1990:	MSU, 27-13	at Starkville
8/31/1991:	MSU, 47-3	at Starkville
<i>at Starkville: MSU, 2-0</i>		

## CAMP SHELBY (MSU, 1-0)

11/9/1918:	MSU, 12-0	at Starkville
<i>at Starkville: MSU, 1-0</i>		

## CENTENARY (CC, 1-0-2)

11/10/1928:	Tie, 6-6	at Starkville
10/30/1937:	Tie, 0-0	at Shreveport, La.
11/12/1938:	CC, 19-0	at Meridian, Miss.
<i>at Starkville: Tied 0-0-1</i>		
<i>at Shreveport: Tied 0-0-1</i>		
<i>at Neutral Sites: CC, 1-0</i>		

## CHARLESTON SOUTHERN (MSU, 1-0)

9/2/2017:	MSU, 49-0	at Starkville
<i>at Starkville: MSU, 1-0</i>		

## CHRISTIAN BROTHERS (TIED, 0-0-1)

10/26/1901:	Tied, 0-0	at Memphis, Tenn.
<i>at Memphis: Tied, 0-0-1</i>		

## CINCINNATI (TIED, 1-1)

10/16/1948:	MSU, 27-0	at Starkville
10/15/1949:	UC, 19-0	at Cincinnati, Ohio
<i>at Starkville: MSU, 1-0</i>		
<i>at Cincinnati: UC, 1-0</i>		

## CLEMSON (TIED 1-1-1)

10/9/1948:	CU, 21-7	at Starkville
10/8/1949:	Tied, 7-7	at Clemson, S.C.
12/30/1999:	MSU, 17-7	at Atlanta, Ga.
<i>at Starkville: CU, 1-0</i>		
<i>at Clemson: Tied 0-0-1</i>		
<i>at Neutral Sites: MSU, 1-0</i>		

## COLORADO STATE (MSU, 2-0)

10/10/1981:	MSU, 37-27	at Fort Collins, Colo.
9/8/1984:	MSU, 14-9	at Starkville
<i>at Starkville: MSU, 1-0</i>		
<i>at Fort Collins: MSU, 1-0</i>		

## CUMBERLAND (CU, 3-2)

10/17/1902:	CU, 15-6	at Starkville
11/18/1904:	CU, 27-5	at Starkville
11/18/1905:	CU, 27-5	at Starkville
10/9/1909:	MSU, 34-6	at Starkville
10/10/1914:	MSU, 77-0	at Starkville
<i>at Starkville: CU, 3-2</i>		

## DELTA STATE (MSU, 1-0)

9/25/1937:	MSU, 39-0	at Starkville
<i>at Starkville: MSU, 1-0</i>		

## DETROIT (MSU, 1-0)

10/13/1945:	MSU, 41-6	at Memphis, Tenn.
<i>at Neutral Sites: MSU, 1-0</i>		

## DRAKE (DU, 1-0)

11/25/1922:	DU, 48-6	at Starkville
<i>at Starkville: DU, 1-0</i>		

## DRURY COLLEGE (MSU, 1-0)

10/30/1907:	MSU, 6-0	at Starkville
<i>at Starkville: MSU, 1-0</i>		

## DUQUESNE (TIED 3-3)

1/1/1937:	DU, 13-12	at Miami, Fla.
12/4/1937:	DU, 9-0	at Starkville
10/21/1938:	MSU, 12-7	at Pittsburgh, Pa.
11/15/1941:	DU, 16-0	at Pittsburgh, Pa.
11/14/1942:	MSU, 28-6	at Starkville
10/18/1947:	MSU, 34-0	at Starkville
<i>at Starkville: MSU, 2-1</i>		
<i>at Pittsburgh: Tied 1-1</i>		
<i>at Neutral Sites: DU, 1-0</i>		

## EAST TENNESSEE STATE (MSU, 1-0)

10/17/1998:	MSU, 53-6	at Starkville
<i>at Starkville: MSU, 1-0</i>		

## FLORIDA (UF, 34-19-2)

11/24/1923:	Tied, 13-13	at Jacksonville, Fla.
11/22/1924:	UF, 27-0	at Montgomery, Ala.
11/21/1925:	UF, 12-0	at Tampa, Fla.
12/5/1936:	MSU, 7-0	at Gainesville, Fla.
10/23/1937:	MSU, 14-13	at Starkville
10/1/1938:	MSU, 22-0	at Starkville
10/7/1939:	MSU, 14-0	at Gainesville, Fla.
9/28/1940:	MSU, 27-7	at Gainesville, Fla.
9/27/1941:	MSU, 6-0	at Starkville
10/24/1942:	MSU, 26-12	at Gainesville, Fla.
10/30/1954:	UF, 7-0	at Gainesville, Fla.
9/17/1955:	UF, 20-14	at Gainesville, Fla.
9/22/1956:	UF, 26-0	at Starkville
10/19/1957:	MSU, 29-20	at Gainesville, Fla.
9/27/1958:	MSU, 14-7	at Gainesville, Fla.
9/26/1959:	UF, 14-13	at Gainesville, Fla.
9/22/1962:	UF, 19-9	at Jackson, Miss.
9/28/1963:	Tied, 9-9	at Gainesville, Fla.
9/26/1964:	UF, 16-13	at Jackson, Miss.
9/25/1965:	MSU, 18-13	at Gainesville, Fla.
9/24/1966:	UF, 28-7	at Gainesville, Fla.
9/30/1967:	UF, 24-7	at Jackson, Miss.
10/5/1968:	UF, 31-14	at Gainesville, Fla.
9/27/1969:	UF, 47-35	at Jackson, Miss.
9/19/1970:	UF, 34-13	at Gainesville, Fla.
9/18/1971:	MSU, 13-10	at Jackson, Miss.
9/30/1972:	UF, 28-13	at Gainesville, Fla.
9/29/1973:	MSU, 33-12	at Jackson, Miss.
9/28/1974:	UF, 29-13	at Gainesville, Fla.
9/27/1975:	UF, 27-10	at Jackson, Miss.
9/25/1976:	UF, 34-30	at Gainesville, Fla.
9/24/1977:	UF, 24-22	at Jackson, Miss.
9/30/1978:	UF, 34-0	at Gainesville, Fla.
9/29/1979:	MSU, 24-10	at Jackson, Miss.
9/27/1980:	UF, 21-15	at Gainesville, Fla.
9/26/1981:	MSU, 28-7	at Jackson, Miss.
9/25/1982:	UF, 27-17	at Gainesville, Fla.
9/24/1983:	UF, 35-12	at Starkville
9/29/1984:	UF, 27-12	at Gainesville, Fla.
9/28/1985:	UF, 36-22	at Starkville
9/27/1986:	MSU, 16-10	at Starkville
9/26/1987:	UF, 38-3	at Gainesville, Fla.
9/24/1988:	UF, 17-0	at Gainesville, Fla.
9/30/1989:	UF, 21-0	at Tampa, Fla.
9/29/1990:	UF, 34-21	at Gainesville, Fla.
9/28/1991:	UF, 29-7	at Orlando, Fla.
10/1/1992:	MSU, 30-6	at Starkville
10/2/1993:	UF, 38-24	at Gainesville, Fla.
9/30/2000:	MSU, 47-35	at Starkville
9/29/2001:	UF, 52-0	at Gainesville, Fla.
10/23/2004:	MSU, 38-31	at Starkville
10/8/2005:	UF, 35-9	at Gainesville, Fla.
10/24/2009:	UF, 29-19	at Starkville
10/16/2010:	MSU, 10-7	at Gainesville, Fla.
9/29/2018:	UF, 13-6	at Starkville
<i>at Starkville: MSU, 7-5</i>		
<i>at Gainesville: UF, 19-8-1</i>		
<i>at Neutral Sites: UF, 10-4-1</i>		

## FLORIDA STATE (FSU, 7-2)

10/22/1966:	FSU, 10-0	at Tallahassee, Fla.
10/28/1967:	FSU, 24-12	at Tallahassee, Fla.
11/9/1968:	FSU, 27-14	at Starkville
10/25/1969:	FSU, 20-17	at Tallahassee, Fla.
10/9/1971:	FSU, 27-9	at Tallahassee, Fla.
10/14/1972:	FSU, 25-21	at Jackson, Miss.
10/13/1973:	MSU, 37-12	at Tallahassee, Fla.
10/14/1978:	MSU, 55-27	at Starkville
10/13/1979:	FSU, 17-6	at Tallahassee, Fla.
<i>at Starkville: Tied, 1-1</i>		
<i>at Tallahassee: FSU, 5-1</i>		
<i>at Neutral Sites: FSU, 1-0</i>		

## GARDNER-WEBB (MSU, 1-0)

9/22/2007:	MSU, 31-15	at Starkville
<i>at Starkville: MSU, 1-0</i>		

## GEORGETOWN (MSU, 1-0)

1/1/1941:	MSU, 14-7	at Miami, Fla.
<i>at Neutral Sites: MSU, 1-0</i>		

GEORGIA (UGA, 18-6)

10/31/1914:	MSU, 9-0	at Athens, Ga.
10/14/1950:	UGA, 27-0	at Athens, Ga.
10/6/1951:	MSU, 6-0	at Starkville
10/6/1956:	MSU, 19-7	at Athens, Ga.
10/17/1959:	UGA, 15-0	at Atlanta, Ga.
10/15/1960:	UGA, 20-17	at Athens, Ga.
10/21/1961:	UGA, 10-7	at Atlanta, Ga.
9/17/1966:	UGA, 20-17	at Jackson, Miss.
9/23/1967:	UGA, 30-0	at Athens, Ga.
10/3/1970:	MSU, 7-6	at Jackson, Miss.
10/2/1971:	UGA, 35-7	at Athens, Ga.
9/21/1974:	MSU, 38-14	at Jackson, Miss.
9/20/1975:	UGA, 28-6	at Athens, Ga.
10/2/1982:	UGA, 29-22	at Starkville
10/1/1983:	UGA, 20-7	at Athens, Ga.
9/17/1988:	UGA, 42-35	at Starkville
9/23/1989:	UGA, 23-6	at Athens, Ga.
10/5/1996:	UGA, 38-19	at Starkville
10/4/1997:	UGA, 47-0	at Athens, Ga.
9/24/2005:	UGA, 23-10	at Starkville
10/21/2006:	UGA, 27-24	at Athens, Ga.
9/25/2010:	MSU, 24-12	at Starkville
10/1/2011:	UGA, 24-10	at Athens, Ga.
9/23/2017:	UGA, 31-3	at Athens, Ga.
at Starkville: UGA, 4-2		
at Athens: UGA, 11-2		
at Neutral Sites: UGA, 3-2		

GEORGIA TECH (GT, 5-0)

10/17/1908:	GT, 23-0	at Atlanta, Ga.
10/5/1929:	GT, 27-13	at Atlanta, Ga.
9/20/2008:	GT, 38-7	at Atlanta, Ga.
10/3/2009:	GT, 42-31	at Starkville
12/31/2014:	GT, 49-34	at Miami, Fla.
at Starkville: GT, 1-0		
at Atlanta: GT, 3-0		
at Neutral Sites: GT, 1-0		

HARDIN-SIMMONS (MSU, 1-0)

10/25/1947:	MSU, 27-7	at Starkville
at Starkville: MSU, 1-0		

HASKELL INSTITUTE (MSU, 1-0)

11/29/1917:	MSU, 7-6	at Memphis, Tenn.
at Neutral Sites: MSU, 1-0		

HAVANA ATHLETIC CLUB (MSU, 1-0)

1/1/1911:	MSU, 12-0	at Havana, Cuba
at Havana: MSU, 1-0		

HENDERSON BROWN (HB, 1-0)

9/27/1929:	HB, 7-0	at Starkville
at Starkville: HB, 1-0		

HENDERSON STATE (HSU, 1-0)

11/8/1930:	HSU, 25-7	at Starkville
at Starkville: HSU, 1-0		

HOUSTON (UH, 9-7)

9/29/1956:	UH, 18-7	at Houston, Texas
9/24/1960:	UH, 14-10	at Starkville
9/30/1961:	MSU, 10-7	at Houston, Texas
10/20/1962:	MSU, 9-3	at Houston, Texas
10/19/1963:	MSU, 20-0	at Starkville
10/24/1964:	MSU, 18-13	at Starkville
9/18/1965:	MSU, 36-0	at Houston, Texas
10/15/1966:	UH, 28-0	at Houston, Texas
10/21/1967:	UH, 43-6	at Starkville
10/4/1969:	UH, 74-0	at Houston, Texas
10/10/1970:	UH, 31-14	at Starkville
10/28/1972:	MSU, 27-13	at Starkville
9/20/2003:	UH, 42-35	at Houston, Texas
10/22/2005:	UH, 28-16	at Starkville
10/10/2009:	UH, 31-24	at Starkville
10/9/2010:	MSU, 47-24	at Houston, Texas
at Starkville: UH, 5-3		
at Houston: Tied, 4-4		

ILLINOIS (TIED, 1-1)

11/17/1923:	UI, 27-0	at Urbana, Ill.
10/4/1980:	MSU, 28-21	at Champaign, Ill.
at Champaign: MSU, 1-0		
at Neutral Sites: UI, 1-0		

INDIANA (MSU, 3-0)

10/9/1920:	IU, 24-0	at Bloomington, Ind.
11/13/1926:	IU, 19-6	at Bloomington, Ind.
10/27/1932:	IU, 19-0	at Bloomington, Ind.
at Bloomington: IU, 3-0		

IOWA (IOWA, 1-0)

1/1/2019:	IOWA, 27-22	at Tampa, Fla.
at Neutral Sites: Iowa, 1-0		

JACKSON AFB (MSU, 1-0)

9/30/1944:	MSU, 41-0	at Starkville
at Starkville: MSU, 1-0		

JACKSON STATE (MSU, 1-0)

9/5/2009:	MSU, 45-7	at Starkville
at Starkville: MSU, 1-0		

JACKSONVILLE STATE (MSU, 2-0)

9/14/2002:	MSU, 51-13	at Starkville
10/14/2006:	MSU, 35-3	at Starkville
at Starkville: MSU, 2-0		

KANSAS (MSU, 1-0)

12/31/1981:	MSU, 10-0	at Birmingham, Ala.
at Neutral Sites: MSU, 1-0		

KANSAS STATE (MSU, 2-1)

10/5/1974:	MSU, 21-16	at Starkville
10/1/1977:	*MSU, 24-21	at Manhattan, Kan.
9/9/2019:	MSU, 31-10	at Manhattan, Kan.
at Starkville: MSU, 1-0		
at Manhattan: Tied, 1-1		

KENTUCKY (MSU, 24-22)

10/17/1914:	UK, 19-13	at Lexington, Ky.
10/16/1915:	MSU, 12-0	at Starkville
11/18/1916:	UK, 13-3	at Lexington, Ky.
11/10/1917:	MSU, 14-0	at Starkville
11/4/1944:	MSU, 26-0	at Memphis, Tenn.
11/11/1950:	UK, 48-21	at Starkville
10/13/1951:	UK, 27-0	at Lexington, Ky.
10/18/1952:	MSU, 27-14	at Starkville
10/17/1953:	UK, 32-13	at Lexington, Ky.
10/15/1955:	MSU, 20-14	at Lexington, Ky.
11/1/1958:	UK, 33-12	at Lexington, Ky.
10/7/1972:	UK, 17-13	at Lexington, Ky.
10/6/1973:	UK, 42-14	at Jackson, Miss.
10/9/1976:	*MSU, 14-7	at Jackson, Miss.
10/8/1977:	UK, 23-7	at Lexington, Ky.
10/13/1984:	UK, 17-13	at Starkville
10/12/1985:	UK, 33-19	at Lexington, Ky.
10/13/1990:	UK, 17-15	at Lexington, Ky.
10/12/1991:	MSU, 31-6	at Starkville
10/31/1992:	MSU, 37-36	at Lexington, Ky.
10/30/1993:	UK, 26-17	at Starkville
10/29/1994:	MSU, 47-7	at Lexington, Ky.
10/28/1995:	MSU, 42-32	at Starkville
11/9/1996:	UK, 24-21	at Lexington, Ky.
9/6/1997:	MSU, 35-27	at Starkville
11/7/1998:	UK, 37-35	at Lexington, Ky.
11/4/1999:	MSU, 23-22	at Starkville
11/4/2000:	MSU, 35-17	at Lexington, Ky.
11/3/2001:	MSU, 17-14	at Starkville
11/2/2002:	UK, 45-24	at Starkville
10/25/2003:	UK, 42-17	at Lexington, Ky.
10/30/2004:	MSU, 22-7	at Starkville
10/29/2005:	UK, 13-7	at Lexington, Ky.
10/28/2006:	UK, 34-31	at Starkville
10/27/2007:	MSU, 31-14	at Lexington, Ky.
11/1/2008:	UK, 14-13	at Starkville
10/31/2009:	MSU, 31-24	at Lexington, Ky.
10/30/2010:	MSU, 24-17	at Starkville
10/29/2011:	MSU, 28-16	at Lexington, Ky.
10/6/2012:	MSU, 27-14	at Lexington, Ky.

10/24/2013:	MSU, 28-22	at Starkville
10/25/2014:	MSU, 45-31	at Lexington, Ky.
10/24/2015:	MSU, 42-16	at Starkville
10/22/2016:	UK, 40-38	at Lexington, Ky.
10/21/2017:	MSU, 45-7	at Starkville
9/22/2018:	UK, 28-7	at Lexington, Ky.

at Starkville: MSU, 13-6

at Lexington: UK, 14-10

at Neutral Sites: UK, 2-1

LAMAR (MSU, 2-0)

10/16/1971:	MSU, 24-7	at Starkville
10/12/1974:	MSU, 37-21	at Beaumont, Texas
at Starkville: MSU, 1-0		
at Beaumont: MSU, 1-0		

LOUISIANA-LAFAYETTE (MSU, 4-1)

10/23/1908:	ULL, 6-5	at Columbus, Miss.
10/5/1940:	MSU, 20-0	at Starkville
9/29/1945:	MSU, 31-0	at Starkville
9/5/1987:	MSU, 31-3	at Starkville
9/15/2018:	MSU, 56-10	at Starkville
at Starkville: MSU, 4-0		
at Neutral Sites: ULL, 1-0		

LOUISIANA-MONROE (MSU, 4-1-1)

9/16/1972:	MSU, 42-7	at Starkville
9/15/1973:	Tied, 21-21	at Starkville
10/7/1989:	MSU, 28-14	at Starkville
9/30/1995:	ULM, 34-32	at Starkville
11/2/1996:	MSU, 59-0	at Starkville
10/11/1997:	MSU, 24-10	at Starkville
at Starkville: MSU, 4-1-1		

LSU (LSU, 74-35-3)

11/20/1896:	LSU, 52-0	at Baton Rouge, La.
11/27/1902:	LSU, 6-0	at Starkville
11/7/1903:	MSU, 11-0	at Starkville
12/2/1905:	LSU, 15-0	at Baton Rouge, La.
10/26/1906:	Tied, 0-0	at Columbus, Miss.
11/9/1907:	LSU, 23-11	at Baton Rouge, La.
11/7/1908:	LSU, 50-0	at Baton Rouge, La.
10/16/1909:	LSU, 15-0	at Baton Rouge, La.
10/21/1910:	MSU, 3-0	at Columbus, Miss.
11/11/1911:	MSU, 6-0	at Gulfport, Miss.
11/2/1912:	MSU, 7-0	at Baton Rouge, La.
11/15/1913:	Tied, 0-0	at Starkville
10/30/1915:	LSU, 10-0	at Baton Rouge, La.
11/1/1916:	LSU, 13-3	at Starkville
11/17/1917:	MSU, 9-0	at Baton Rouge, La.
11/1/1919:	MSU, 6-0	at Starkville
10/23/1920:	MSU, 12-7	at Baton Rouge, La.
12/3/1921:	LSU, 17-14	at Starkville
11/18/1922:	MSU, 7-0	at Baton Rouge, La.
12/1/1923:	MSU, 14-7	at Starkville
10/23/1926:	MSU, 7-6	at Jackson, Miss.
10/22/1927:	LSU, 9-7	at Jackson, Miss.
10/21/1928:	LSU, 31-0	at Jackson, Miss.
10/19/1929:	LSU, 31-6	at Jackson, Miss.
10/18/1930:	MSU, 8-6	at Jackson, Miss.
10/17/1931:	LSU, 31-0	at Baton Rouge, La.
10/15/1932:	LSU, 24-0	at Monroe, La.
11/25/1933:	LSU, 21-6	at Monroe, La.
11/3/1934:	LSU, 25-3	at Baton Rouge, La.
11/9/1935:	LSU, 28-13	at Baton Rouge, La.
11/7/1936:	LSU, 12-0	at Baton Rouge, La.
11/6/1937:	LSU, 41-0	at Baton Rouge, La.
11/5/1938:	LSU, 32-7	at Baton Rouge, La.
11/11/1939:	MSU, 15-12	at Baton Rouge, La.
11/9/1940:	MSU, 22-7	at Baton Rouge, La.
10/11/1941:	Tied, 0-0	at Baton Rouge, La.
10/10/1942:	LSU, 16-6	at Baton Rouge, La.
10/21/1944:	MSU, 13-6	at Baton Rouge, La.
11/10/1945:	MSU, 27-20	at Baton Rouge, La.
10/5/1946:	LSU, 13-6	at Baton Rouge, La.
11/15/1947:	LSU, 21-6	at Baton Rouge, La.
11/13/1948:	MSU, 7-0	at Baton Rouge, La.
11/12/1949:	LSU, 34-7	at Baton Rouge, La.
11/18/1950:	MSU, 13-7	at Baton Rouge, La.
11/17/1951:	LSU, 3-0	at Baton Rouge, La.
11/15/1952:	MSU, 33-14	at Baton Rouge, La.
11/14/1953:	MSU, 26-13	at Baton Rouge, La.



11/13/1954:	MSU, 25-0	at Baton Rouge, La.
11/12/1955:	LSU, 34-7	at Baton Rouge, La.
11/17/1956:	MSU, 32-13	at Baton Rouge, La.
11/16/1957:	MSU, 14-6	at Baton Rouge, La.
11/15/1958:	LSU, 7-6	at Jackson, Miss.
11/14/1959:	LSU, 27-0	at Baton Rouge, La.
11/12/1960:	LSU, 7-3	at Baton Rouge, La.
11/18/1961:	LSU, 14-6	at Baton Rouge, La.
11/17/1962:	LSU, 28-0	at Jackson, Miss.
11/16/1963:	MSU, 7-6	at Jackson, Miss.
11/14/1964:	LSU, 14-10	at Baton Rouge, La.
11/13/1965:	LSU, 37-20	at Baton Rouge, La.
11/12/1966:	LSU, 17-7	at Baton Rouge, La.
11/18/1967:	LSU, 55-0	at Baton Rouge, La.
11/16/1968:	LSU, 20-16	at Baton Rouge, La.
11/15/1969:	LSU, 61-6	at Baton Rouge, La.
11/14/1970:	LSU, 38-7	at Baton Rouge, La.
11/13/1971:	LSU, 28-3	at Jackson, Miss.
11/18/1972:	LSU, 28-14	at Baton Rouge, La.
11/17/1973:	LSU, 26-7	at Baton Rouge, La.
11/16/1974:	MSU, 7-6	at Jackson, Miss.
11/15/1975:	*MSU, 16-6	at Baton Rouge, La.
11/13/1976:	*MSU, 21-13	at Jackson, Miss.
11/12/1977:	LSU, 27-24	at Baton Rouge, La.
11/18/1978:	MSU, 16-14	at Jackson, Miss.
11/17/1979:	LSU, 21-3	at Baton Rouge, La.
11/15/1980:	MSU, 55-31	at Jackson, Miss.
11/14/1981:	MSU, 17-9	at Baton Rouge, La.
11/13/1982:	MSU, 27-24	at Starkville
11/12/1983:	MSU, 45-26	at Baton Rouge, La.
11/17/1984:	MSU, 16-14	at Starkville
11/16/1985:	LSU, 17-15	at Baton Rouge, La.
11/15/1986:	LSU, 47-0	at Jackson, Miss.
11/14/1987:	LSU, 34-14	at Baton Rouge, La.
11/12/1988:	LSU, 20-3	at Starkville
11/18/1989:	LSU, 44-20	at Baton Rouge, La.
11/17/1990:	MSU, 34-22	at Jackson, Miss.
11/16/1991:	MSU, 28-19	at Baton Rouge, La.
9/12/1992:	LSU, 24-3	at Baton Rouge, La.
9/11/1993:	LSU, 18-16	at Starkville
9/10/1994:	LSU, 44-24	at Baton Rouge, La.
9/9/1995:	LSU, 34-16	at Starkville
10/26/1996:	LSU, 28-20	at Baton Rouge, La.
9/13/1997:	LSU, 24-9	at Starkville
10/24/1998:	LSU, 41-6	at Baton Rouge, La.
10/23/1999:	MSU, 17-16	at Starkville
10/21/2000:	LSU, 45-38 (OT)	at Baton Rouge, La.
10/20/2001:	LSU, 42-0	at Starkville
9/28/2002:	LSU, 31-13	at Baton Rouge, La.
9/27/2003:	LSU, 41-6	at Starkville
9/25/2004:	LSU, 51-0	at Baton Rouge, La.
10/1/2005:	LSU, 37-7	at Starkville
9/30/2006:	LSU, 47-17	at Baton Rouge, La.
8/30/2007:	LSU, 45-0	at Starkville
9/27/2008:	LSU, 34-24	at Baton Rouge, La.
9/26/2009:	LSU, 30-26	at Starkville
9/18/2010:	LSU, 29-7	at Baton Rouge, La.
9/15/2011:	LSU, 19-6	at Starkville
11/10/2012:	LSU, 37-17	at Baton Rouge, La.
10/5/2013:	LSU, 59-26	at Starkville
9/20/2014:	MSU, 34-29	at Baton Rouge, La.
9/12/2015:	LSU, 21-19	at Starkville
9/17/2016:	LSU, 23-20	at Baton Rouge, La.
9/16/2017:	MSU, 37-7	at Starkville
10/20/2018:	LSU, 19-3	at Baton Rouge, La.

at Starkville: LSU, 15-7-1

at Baton Rouge: LSU, 49-19-1

at Neutral Sites: LSU, 10-9-1

#### LOUISIANA TECH (MSU, 11-3)

11/25/1904:	MSU, 32-5	at Starkville
10/10/1908:	MSU, 47-0	at Starkville
10/8/1927:	MSU, 14-0	at Starkville
10/8/1938:	MSU, 48-0	at Starkville
9/21/1968:	LTU, 20-13	at Starkville
9/13/1980:	MSU, 31-11	at Starkville
9/19/1987:	MSU, 14-13	at Starkville
9/3/1988:	MSU, 21-14	at Starkville
9/21/1996:	LTU, 38-23	at Starkville
8/30/2008:	LTU, 22-14	at Ruston, La.
9/24/2011:	MSU, 26-20 (OT)	at Starkville
10/17/2015:	MSU, 45-20	at Starkville

9/9/2017:	MSU, 57-21	at Ruston, La.
11/3/2018:	MSU, 45-3	at Starkville
at Starkville: MSU, 10-2		
at Ruston: Tied, 1-1		

#### LOUISVILLE (MSU, 3-2)

10/20/1973:	MSU, 18-7	at Louisville, Ky.
10/26/1974:	MSU, 56-7	at Starkville
10/25/1975:	*MSU, 28-14	at Louisville, Ky.
9/18/1976:	*MSU, 30-21	at Starkville
12/30/2017:	MSU, 31-27	at Jacksonville, Fla.
at Starkville: Tied, 1-1		
at Louisville: Tied, 1-1		
at Neutral Sites: MSU, 1-0		

#### LOYOLA [N.O.] (MSU, 3-0)

11/17/1934:	MSU, 20-6	at New Orleans, La.
10/18/1935:	MSU, 6-0	at New Orleans, La.
10/17/1936:	MSU, 32-0	at Meridian, Miss.
at New Orleans: MSU, 2-0		
at Neutral Sites: MSU, 1-0		

#### MAINE (MAINE, 1-0)

9/18/2004:	Maine, 9-7	at Starkville
at Starkville: Maine, 1-0		

#### MARION INSTITUTE (MSU, 4-0)

10/20/1905:	MSU, 38-0	at Marion, Ala.
10/13/1906:	MSU, 62-0	at Starkville
10/3/1914:	MSU, 54-0	at Starkville
10/5/1917:	MSU, 18-6	at Starkville
at Starkville: MSU, 3-0		
at Marion: MSU, 1-0		

#### MARSHALL (MSU, 1-0)

10/20/1979:	MSU, 48-0	at Starkville
at Starkville: MSU, 1-0		

#### MARYLAND (UM, 1-0)

9/22/1979:	UM, 35-14	at College Park, Md.
at College Park: UM, 1-0		

#### MARYVILLE COLLEGE (TIED, 0-0-1)

11/20/1916:	Tied, 7-7	at Maryville, Tenn.
at Maryville: Tied, 0-0-1		

#### MASSACHUSETTS (MSU, 2-0)

9/24/2016:	MSU, 47-35	at Foxborough, Mass.
11/4/2017:	MSU, 34-23	at Starkville
at Foxborough: MSU, 1-0		
at Starkville: MSU, 1-0		

#### MAXWELL FIELD (MSU, 1-0)

10/20/1945:	MSU, 16-6	at Starkville
at Starkville: MSU, 1-0		

#### MEMPHIS (MSU, 33-11)

11/10/1951:	MSU, 27-20	at Memphis, Tenn.
9/19/1953:	MSU, 34-6	at Memphis, Tenn.
9/18/1954:	MSU, 27-7	at Starkville
10/1/1955:	MSU, 33-0	at Starkville
9/28/1957:	MSU, 10-6	at Starkville
10/11/1958:	MSU, 28-6	at Starkville
10/24/1959:	MSU, 28-23	at Starkville
10/22/1960:	MSU, 21-0	at Starkville
10/28/1961:	MSU, 23-16	at Memphis, Tenn.
10/27/1962:	MEM, 28-7	at Starkville
10/26/1963:	MEM, 17-10	at Memphis, Tenn.
10/16/1965:	MEM, 33-13	at Memphis, Tenn.
10/19/1974:	MSU, 29-28	at Memphis, Tenn.
9/6/1975:	MSU, 17-7	at Memphis, Tenn.
10/16/1976:	*MSU, 42-33	at Memphis, Tenn.
10/15/1977:	MEM, 21-13	at Memphis, Tenn.
9/23/1978:	MSU, 44-14	at Memphis, Tenn.
9/8/1979:	MEM, 14-13	at Jackson, Miss.
9/6/1980:	MSU, 34-7	at Memphis, Tenn.
9/5/1981:	MSU, 20-3	at Jackson, Miss.
9/18/1982:	MSU, 41-17	at Memphis, Tenn.
11/5/1983:	MEM, 30-13	at Starkville
10/20/1984:	MEM, 23-12	at Memphis, Tenn.

10/5/1985:	MSU, 31-28	at Starkville
10/4/1986:	MSU, 34-17	at Memphis, Tenn.
10/3/1987:	MSU, 9-6	at Starkville
10/1/1988:	MEM, 31-10	at Memphis, Tenn.
10/21/1989:	MSU, 35-10	at Starkville
11/10/1990:	MSU, 27-23	at Memphis, Tenn.
10/19/1991:	MEM, 28-23	at Starkville
9/19/1992:	MSU, 20-16	at Memphis, Tenn.
9/4/1993:	MEM, 45-35	at Starkville
9/3/1994:	MSU, 17-6	at Memphis, Tenn.
9/2/1995:	MSU, 28-18	at Starkville
9/7/1996:	MSU, 31-10	at Memphis, Tenn.
8/30/1997:	MSU, 13-10	at Starkville
9/12/1998:	MSU, 14-6	at Memphis, Tenn.
9/11/1999:	MSU, 13-10	at Starkville
9/2/2000:	MSU, 17-3	at Memphis, Tenn.
9/3/2001:	MSU, 30-10	at Starkville
10/19/2002:	MSU, 29-17	at Memphis, Tenn.
10/11/2003:	MSU, 35-27	at Starkville
9/4/2010:	MSU, 49-7	at Starkville
9/1/2011:	MSU, 59-14	at Memphis, Tenn.
at Starkville: MSU, 15-4		
at Memphis: MSU, 17-6		
at Neutral Sites: Tied, 1-1		

#### MEMPHIS ATHLETIC CLUB (MAC, 1-0)

12/7/1895:	MAC, 16-0	at Memphis, Tenn.
at Memphis: MAC, 1-0		

#### MEMPHIS UNIV. SCHOOL (MSU, 1-0)

10/15/1910:	MSU, 6-0	at Starkville
at Starkville: MSU, 1-0		

#### MERCER (MSU, 3-0)

10/24/1907:	MSU, 75-0	at Columbus, Miss.
11/7/1914:	MSU, 66-0	at Starkville
11/28/1936:	MSU, 32-0	at Starkville
at Starkville: MSU, 2-0		
at Neutral Sites: MSU, 1-0		

#### MERIDIAN ATHLETIC CLUB (MSU, 2-0)

11/2/1901:	MSU, 11-5	at Meridian, Miss.
10/24/1903:	MSU, 43-0	at Meridian, Miss.
at Meridian: MSU, 2-0		

#### MIAMI [FLA.] (UM, 3-2)

10/15/1954:	UM, 27-13	at Miami, Fla.
10/18/1980:	MSU, 34-31	at Miami, Fla.
10/17/1981:	MSU, 14-10	at Starkville
10/16/1982:	UM, 31-14	at Miami, Fla.
10/15/1983:	UM, 31-7	at Starkville
at Starkville: Tied 1-1		
at Miami: UM, 2-1		

#### MIAMI [OHIO] (MSU, 1-0)

12/26/2016:	MSU, 17-16	at St. Petersburg, Fla.
at Neutral Sites: MSU, 1-0		

#### MICHIGAN (MSU, 1-0)

1/1/2011:	MSU, 52-14	at Jacksonville, Fla.
at Neutral Sites: MSU, 1-0		

#### MICHIGAN STATE (MICH. STATE, 2-1-1)

11/3/1928:	Tie, 6-6	at East Lansing, Mich.
11/9/1929:	MICH. ST., 33-19	at Jackson, Miss.
10/12/1946:	MSU, 6-0	at East Lansing, Mich.
10/4/1947:	MICH. ST., 7-0	at East Lansing, Mich.
at East Lansing: Tied, 1-1-1		
at Neutral Sites: MICH. ST., 1-0		

#### MIDDLE TENNESSEE (MSU, 5-0)

9/4/1999:	MSU, 40-7	at Starkville
10/28/2000:	MSU, 61-35	at Starkville
10/25/2008:	MSU, 31-22	at Starkville
10/17/2009:	MSU, 27-6	at Murfreesboro, Tn.
10/20/2012:	MSU, 45-3	at Starkville
at Starkville: MSU, 4-0		
at Murfreesboro: MSU, 1-0		



MILLSAPS (MSU, 14-2-1)

10/6/1923:	MSU, 28-6	at Starkville
10/4/1924:	MSU, 28-6	at Starkville
10/3/1925:	MSU, 34-0	at Starkville
10/16/1926:	MSU, 34-0	at Starkville
11/18/1927:	MSU, 6-0	at Starkville
11/16/1929:	Tied, 0-0	at Starkville
10/11/1930:	MC, 19-13	at Starkville
9/26/1931:	MSU, 10-7	at Jackson, Miss.
10/22/1932:	MSU, 9-8	at Starkville
9/30/1933:	MSU, 12-0	at Starkville
10/5/1934:	MC, 7-6	at Starkville
10/4/1935:	MSU, 45-0	at Starkville
9/26/1936:	MSU, 20-0	at Starkville
11/18/1939:	MSU, 40-0	at Starkville
11/16/1940:	MSU, 46-13	at Starkville
11/22/1941:	MSU, 49-6	at Starkville
10/7/1944:	MSU, 56-0	at Starkville

at Starkville: MSU, 13-2-1

at Jackson: MSU, 1-0

MISSISSIPPI COLLEGE (MSU, 16-3)

10/1/1910:	MSU, 24-0	at Starkville
9/29/1911:	MSU, 27-6	at Starkville
10/4/1912:	MSU, 19-0	at Starkville
10/10/1913:	MSU, 1-0	at Starkville
10/2/1915:	MSU, 12-0	at Jackson, Miss.
10/6/1916:	MC, 13-6	at Aberdeen, Miss.
10/13/1917:	MSU, 68-0	at Starkville
10/11/1919:	MSU, 56-7	at Starkville
10/2/1920:	MSU, 27-0	at Starkville
10/15/1921:	MSU, 14-13	at Jackson, Miss.
11/15/1924:	MSU, 7-6	at Starkville
11/7/1925:	MSU, 46-0	at Starkville
10/2/1926:	MSU, 41-0	at Starkville
11/2/1929:	MSU, 6-0	at Starkville
10/4/1930:	MC, 13-12	at Starkville
10/3/1931:	MC, 6-2	at Starkville
10/8/1932:	MSU, 18-7	at Jackson, Miss.
11/4/1933:	MSU, 18-0	at Starkville
10/26/1934:	MSU, 13-6	at Starkville

at Starkville: MSU, 13-2

at Neutral Sites: MSU, 3-1

MISSOURI (UM, 2-1)

10/3/1981:	UM, 14-3	at Jackson, Miss.
9/22/1984:	UM, 47-30	at Columbia, Mo.
11/5/2015:	MSU, 31-13	at Columbia, Mo.

at Columbia: Tied, 1-1

at Neutral Sites: UM, 1-0

MURRAY STATE (MSU, 2-0)

11/2/1946:	MSU, 69-0	at Starkville
9/3/2005:	MSU, 38-6	at Starkville

at Starkville: MSU, 2-0

NAVY (MSU, 1-0)

9/17/1983:	MSU, 38-10	at Jackson, Miss.
------------	------------	-------------------

at Neutral Sites: MSU, 1-0

NEBRASKA (UN, 1-0)

12/27/1980:	UN, 31-17	at El Paso, Texas
-------------	-----------	-------------------

at Neutral Sites: UN, 1-0

NEW ORLEANS ATHLETIC CLUB (NOAC, 1-0)

11/21/1896:	NOAC, 55-0	at New Orleans, La.
-------------	------------	---------------------

at New Orleans: NOAC, 1-0

NORTH CAROLINA (TIED, 1-1)

12/28/1974:	MSU, 26-24	at El Paso, Texas
1/2/1993:	UNC, 21-17	at Atlanta, Ga.

at Neutral Sites: Tied, 1-1

NORTH CAROLINA STATE (TIED, 3-3)

10/25/1930:	NCSU, 14-0	at Raleigh, N.C.
11/7/1931:	NCSU, 6-0	at Starkville
10/26/1940:	MSU, 26-10	at Raleigh, N.C.
12/21/1963:	MSU, 16-12	at Philadelphia, Pa.
1/1/1995:	NCSU, 28-24	at Atlanta, Ga.
12/30/2015:	MSU, 51-28	at Charlotte, N.C.

at Starkville: NCSU, 1-0

at Raleigh: Tied, 1-1

at Neutral Sites: MSU, 2-1

NORTH TEXAS (MSU, 6-2)

10/11/1952:	MSU, 14-0	at Starkville
10/3/1953:	MSU, 21-6	at Starkville
11/6/1954:	MSU, 48-26	at Starkville
10/29/1955:	MSU, 20-7	at Starkville
10/25/1975:	MSU, 15-12	at Starkville
9/4/1976:	*MSU, 7-0	at Starkville
9/3/1977:	*MSU, 17-15	at Starkville
9/9/1978:	MSU, 17-5	at Irving, Texas

at Starkville: MSU, 5-2

at Neutral Sites: MSU, 1-0

NORTHWESTERN (NW, 1-0)

1/1/2013:	NW, 34-20	at Jacksonville, Fla.
-----------	-----------	-----------------------

at Neutral Sites: NW, 1-0

NORTHWESTERN STATE (MSU, 3-0)

11/17/1945:	MSU, 54-0	at Starkville
11/16/1946:	MSU, 27-0	at Starkville
9/19/2015:	MSU, 62-13	at Starkville

at Starkville: MSU, 2-0

OKLAHOMA STATE (OSU, 3-2)

9/12/1970:	MSU, 14-13	at Jackson, Miss.
9/11/1971:	OSU, 26-7	at Stillwater, Okla.
9/19/1998:	OSU, 42-23	at Stillwater, Okla.
9/18/1999:	MSU, 29-11	at Starkville
8/31/2013:	OSU, 21-3	at Houston, Texas

at Starkville: MSU, 1-0

at Stillwater: OSU, 2-0

at Neutral Sites: Tied, 1-1

OLE MISS (UM, 64-45-6)

10/28/1901:	MSU, 17-0	at Starkville
10/25/1902:	UM, 21-0	at Starkville
11/14/1903:	Tied, 6-6	at Oxford, Miss.
10/22/1904:	UM, 17-5	at Columbus, Miss.
11/30/1905:	MSU, 11-0	at Jackson, Miss.
11/25/1906:	UM, 29-5	at Jackson, Miss.
11/28/1907:	MSU, 15-0	at Jackson, Miss.
11/20/1908:	MSU, 44-6	at Jackson, Miss.
11/25/1909:	UM, 9-5	at Jackson, Miss.
11/24/1910:	UM, 30-0	at Jackson, Miss.
11/30/1911:	MSU, 6-0	at Jackson, Miss.
11/6/1915:	MSU, 65-0	at Tupelo, Miss.
11/3/1916:	MSU, 36-0	at Tupelo, Miss.
11/3/1917:	MSU, 41-14	at Tupelo, Miss.
11/28/1918	MSU, 34-0	at Starkville
12/7/1918:	MSU, 13-0	at Oxford, Miss.
11/8/1919:	MSU, 33-0	at Clarksdale, Miss.
11/6/1920:	MSU, 20-0	at Greenwood, Miss.
10/29/1921:	MSU, 21-0	at Greenwood, Miss.
10/21/1922:	MSU, 19-13	at Jackson, Miss.
10/20/1923:	MSU, 13-6	at Jackson, Miss.
10/18/1924:	MSU, 20-0	at Jackson, Miss.
10/24/1925:	MSU, 6-0	at Jackson, Miss.
11/25/1926:	UM, 7-6	at Starkville
11/25/1927:	UM, 20-12	at Oxford, Miss.
11/29/1928:	UM, 20-19	at Starkville
11/28/1929:	Tied, 7-7	at Oxford, Miss.
11/27/1930:	UM, 20-0	at Starkville
11/26/1931:	UM, 25-14	at Oxford, Miss.
11/24/1932:	UM, 13-0	at Starkville
12/2/1933:	UM, 31-0	at Oxford, Miss.
12/1/1934:	UM, 7-3	at Jackson, Miss.
11/30/1935:	UM, 14-6	at Oxford, Miss.
11/21/1936:	MSU, 26-6	at Starkville
11/30/1937:	MSU, 9-7	at Oxford, Miss.
11/26/1938:	UM, 19-6	at Starkville
11/25/1939:	MSU, 18-6	at Oxford, Miss.
11/23/1940:	MSU, 19-0	at Starkville
11/29/1941:	MSU, 6-0	at Oxford, Miss.
11/28/1942:	MSU, 34-13	at Starkville
11/25/1944:	UM, 13-8	at Oxford, Miss.
11/24/1945:	UM, 7-6	at Starkville
11/23/1946:	MSU, 20-0	at Oxford, Miss.
11/29/1947:	UM, 33-14	at Starkville
11/27/1948:	UM, 34-7	at Oxford, Miss.

11/26/1949:	UM, 26-0	at Starkville
12/2/1950:	UM, 27-20	at Oxford, Miss.
12/1/1951:	UM, 49-7	at Starkville
11/29/1952:	UM, 20-14	at Oxford, Miss.
11/28/1953:	Tied, 7-7	at Starkville
11/27/1954:	UM, 14-0	at Oxford, Miss.
11/26/1955:	UM, 26-0	at Starkville
12/1/1956:	UM, 13-7	at Oxford, Miss.
11/30/1957:	Tied, 7-7	at Starkville
11/29/1958:	UM, 21-0	at Oxford, Miss.
11/28/1959:	UM, 42-0	at Starkville
11/26/1960:	UM, 35-9	at Oxford, Miss.
12/2/1961:	UM, 37-7	at Starkville
12/1/1962:	UM, 13-6	at Oxford, Miss.
11/30/1963:	Tied, 10-10	at Starkville
12/5/1964:	MSU, 20-17	at Oxford, Miss.
11/27/1965:	UM, 21-0	at Starkville
11/26/1966:	UM, 24-0	at Oxford, Miss.
12/2/1967:	UM, 10-3	at Starkville
11/30/1968:	Tied, 17-17	at Oxford, Miss.
11/27/1969:	UM, 48-22	at Starkville
11/21/1970:	MSU, 19-14	at Oxford, Miss.
11/25/1971:	UM, 48-0	at Starkville
11/25/1972:	UM, 51-14	at Oxford, Miss.
11/24/1973:	UM, 38-10	at Jackson, Miss.
11/23/1974:	MSU, 31-13	at Jackson, Miss.
11/22/1975:	UM, 13-7	at Jackson, Miss.
11/20/1976:	*MSU, 28-11	at Jackson, Miss.
11/19/1977:	*MSU, 18-14	at Jackson, Miss.
11/25/1978:	UM, 27-7	at Jackson, Miss.
11/24/1979:	UM, 14-9	at Jackson, Miss.
11/22/1980:	MSU, 19-14	at Jackson, Miss.
11/21/1981:	UM, 21-17	at Jackson, Miss.
11/20/1982:	MSU, 27-10	at Jackson, Miss.
11/19/1983:	UM, 24-23	at Jackson, Miss.
11/24/1984:	UM, 24-3	at Jackson, Miss.
11/23/1985:	UM, 45-27	at Jackson, Miss.
11/22/1986:	UM, 24-3	at Jackson, Miss.
11/21/1987:	MSU, 30-20	at Jackson, Miss.
11/26/1988:	UM, 33-6	at Jackson, Miss.
11/25/1989:	UM, 21-11	at Jackson, Miss.
11/24/1990:	UM, 21-9	at Jackson, Miss.
11/23/1991:	MSU, 24-9	at Starkville
11/28/1992:	UM, 17-10	at Oxford, Miss.
11/27/1993:	MSU, 20-13	at Starkville
11/26/1994:	MSU, 21-17	at Oxford, Miss.
11/25/1995:	UM, 13-10	at Starkville
11/30/1996:	MSU, 17-0	at Oxford, Miss.
11/29/1997:	UM, 15-14	at Starkville
11/26/1998:	MSU, 28-6	at Oxford, Miss.
11/25/1999:	MSU, 23-20	at Starkville
11/23/2000:	UM, 45-30	at Oxford, Miss.
11/22/2001:	MSU, 36-28	at Starkville
11/28/2002:	UM, 24-12	at Oxford, Miss.
11/27/2003:	UM, 31-0	at Starkville
11/27/2004:	UM, 20-3	at Oxford, Miss.
11/26/2005:	MSU, 35-14	at Starkville
11/25/2006:	UM, 20-17	at Oxford, Miss.
11/23/2007:	MSU, 17-14	at Starkville
11/28/2008:	UM, 45-0	at Oxford, Miss.
11/28/2009:	MSU, 41-27	at Starkville
11/27/2010:	MSU, 31-23	at Oxford, Miss.
11/26/2011:	MSU, 31-3	at Starkville
11/24/2012:	UM, 41-24	at Oxford, Miss.
11/28/2013:	MSU, 17-10 (OT)	at Starkville
11/29/2014:	UM, 31-17	at Oxford, Miss.
11/28/2015:	UM, 38-27	at Starkville
11/26/2016:	MSU, 55-20	at Oxford, Miss.
11/23/2017:	UM, 31-28	at Starkville
11/22/2018:	MSU, 35-3	at Oxford, Miss.

at Starkville: UM, 22-14-3

at Oxford: UM, 23-13-3

at Neutral Sites: UM, 19-18

OREGON (UO, 2-0)

8/31/2002:	UO, 36-13	at Eugene, Ore.
8/31/2003:	UO, 42-34	at Starkville

at Starkville: UO, 1-0

at Eugene: UO, 1-0



## OUACHITA (MSU, 3-1-2)

10/8/1921:	MSU, 21-6	at Starkville
11/4/1922:	Tie, 7-7	at Starkville
10/13/1923:	MSU, 6-0	at Starkville
10/11/1924:	OU, 12-0	at Starkville
10/10/1925:	Tied, 3-3	at Starkville
9/29/1928:	MSU, 20-6	at Starkville
at Starkville: MSU, 3-1-2		

## PARK [TENN.] FIELD (PF, 1-0)

11/16/1918:	PF, 6-0	at Starkville
at Starkville: PF, 1-0		

## PAYNE [WEST POINT, MISS.] FIELD (PF, 1-0)

11/2/1918:	PF, 7-6	at Starkville
at Starkville: PF, 1-0		

## RHODES (SOUTHWESTERN) (MSU, 9-3)

10/2/1907:	MSU, 7-0	at Starkville
10/22/1909:	MSU, 31-0	at Columbus, Miss.
10/7/1911:	MSU, 30-0	at Starkville
9/27/1930:	SWU, 14-0	at Starkville
11/14/1931:	MSU, 14-0	at Starkville
11/12/1932:	MSU, 6-0	at Starkville
10/27/1933:	SWU, 6-0	at Memphis
10/20/1934:	MSU, 21-6	at Memphis
11/19/1938:	SWU, 7-3	at Memphis
10/21/1939:	MSU, 37-0	at Starkville
11/2/1940:	MSU, 13-0	at Memphis
11/1/1941:	MSU, 20-6	at Memphis

at Starkville: MSU, 5-1

at Memphis: MSU, 3-2

at Neutral Sites: MSU, 1-0

## RICE (TIED, 1-1)

10/11/1975:	*MSU, 28-14	at Houston, Texas
12/31/2013:	MSU, 44-7	at Memphis, Tenn.

at Houston: RU, 1-0

at Neutral Sites: MSU, 1-0

## RICHMOND (MSU, 2-0)

10/1/1966:	MSU, 20-0	at Starkville
9/20/1969:	MSU, 17-14	at Starkville

at Starkville: MSU, 2-0

## SAMFORD (MSU, 17-1-1)

11/15/1902:	MSU, 26-0	at Birmingham, Ala.
11/11/1905:	MSU, 44-0	at Starkville
9/29/1906:	MSU, 30-0	at Starkville
10/12/1907:	MSU, 12-5	at Birmingham, Ala.
11/8/1909:	HU, 6-0	at Birmingham, Ala.
11/18/1910:	MSU, 82-0	at Starkville
10/14/1911:	MSU, 48-0	at Starkville
10/4/1913:	MSU, 66-0	at Starkville
10/25/1919:	MSU, 39-0	at Starkville
10/14/1922:	Tied, 0-0	at Starkville
9/21/1934:	MSU, 13-7	at Birmingham, Ala.
9/20/1935:	MSU, 19-6	at Starkville
10/3/1936:	MSU, 35-0	at Starkville
10/2/1937:	MSU, 38-0	at Starkville
9/25/1938:	MSU, 19-0	at Starkville
9/23/1939:	MSU, 45-0	at Starkville
10/19/1940:	MSU, 40-7	at Starkville
9/21/1963:	MSU, 43-0	at Starkville
10/29/2016:	MSU, 56-41	at Starkville

at Starkville: MSU, 14-0-1

at Birmingham: MSU, 3-1

## SAN FRANCISCO (MSU, 4-0)

12/6/1941:	MSU, 26-13	at San Francisco, Calif.
12/5/1942:	MSU, 19-7	at Memphis, Tenn.
10/19/1946:	MSU, 48-20	at Memphis, Tenn.
10/11/1947:	MSU, 21-14	at San Francisco, Calif.

at San Francisco: MSU, 2-0

at Neutral Sites: MSU, 2-0

## SEWANEE (MSU, 4-1)

10/10/1907:	US, 38-0	at Sewanee, Tenn.
11/18/1933:	MSU, 26-13	at Starkville
11/23/1935:	MSU, 25-0	at Starkville
10/31/1936:	MSU, 68-0	at Jackson, Miss.
11/12/1937:	MSU, 12-0	at Starkville

at Starkville: MSU, 3-0

at Sewanee: US, 1-0

at Neutral Sites: MSU, 1-0

## SOUTH ALABAMA (MSU, 2-1)

9/22/2012:	MSU, 30-10	at Starkville
9/13/2014:	MSU, 35-3	at Mobile, Ala.
9/3/2016:	USA, 21-20	at Starkville

at Starkville: Tied, 1-1

at Mobile: MSU, 1-0

## SOUTH CAROLINA (USC, 9-7)

10/17/1992:	USC, 21-6	at Columbia, S.C.
10/16/1993:	MSU, 23-0	at Starkville
10/15/1994:	MSU, 41-36	at Columbia, S.C.
10/14/1995:	USC, 65-39	at Starkville
9/28/1996:	MSU, 14-10	at Columbia, S.C.
9/27/1997:	MSU, 37-17	at Starkville
9/26/1998:	MSU, 38-0	at Columbia, S.C.
9/25/1999:	MSU, 17-0	at Starkville
9/23/2000:	USC, 23-19	at Columbia, S.C.
9/20/2001:	USC, 16-14	at Starkville
10/5/2002:	USC, 34-10	at Columbia, S.C.
8/31/2006:	USC, 15-0	at Starkville
9/29/2007:	USC, 38-21	at Columbia, S.C.
10/15/2011:	USC, 14-12	at Starkville
11/2/2013:	USC, 34-16	at Columbia, S.C.
9/10/2016:	MSU, 27-14	at Starkville

at Starkville: Tied, 4-4

at Columbia: USC, 5-3

## SOUTHERN MILITARY ACADEMY (MSU, 1-0)

10/16/1920:	MSU, 33-0	at Starkville
-------------	-----------	---------------

at Starkville: MSU, 1-0

## SOUTHERN MISS (TIED, 14-14-1)

11/15/1935:	MSU, 27-0	at Hattiesburg, Miss.
11/22/1947:	MSU, 14-7	at Starkville
10/17/1964:	MSU, 48-7	at Starkville
10/9/1965:	MSU, 27-9	at Starkville
10/8/1966:	MSU, 10-9	at Starkville
10/14/1967:	USM, 21-14	at Starkville
10/12/1968:	USM, 47-14	at Starkville
10/11/1969:	MSU, 34-20	at Starkville
10/24/1970:	MSU, 51-15	at Starkville
10/21/1972:	MSU, 26-7	at Starkville
10/27/1973:	Tied, 10-10	at Starkville
10/4/1975:	*MSU, 7-3	at Starkville
10/23/1976:	*MSU, 14-6	at Hattiesburg, Miss.
10/22/1977:	USM, 14-7	at Starkville
10/7/1978:	USM, 22-17	at Hattiesburg, Miss.
10/27/1979:	USM, 21-7	at Starkville
10/11/1980:	USM, 42-14	at Starkville
11/7/1981:	USM, 7-6	at Jackson, Miss.
10/9/1982:	USM, 20-14	at Jackson, Miss.
10/8/1983:	USM, 31-6	at Jackson, Miss.
10/6/1984:	MSU, 27-18	at Jackson, Miss.
9/21/1985:	MSU, 23-20	at Jackson, Miss.
9/20/1986:	USM, 28-24	at Jackson, Miss.
10/17/1987:	USM, 18-14	at Jackson, Miss.
10/15/1988:	USM, 38-21	at Jackson, Miss.
9/9/1989:	MSU, 26-23	at Hattiesburg, Miss.
9/22/1990:	MSU, 13-10	at Starkville
8/30/2014:	MSU, 49-0	at Starkville
9/5/2015:	MSU, 34-16	at Hattiesburg, Miss.

at Starkville: MSU, 9-6-1

at Hattiesburg: MSU, 3-2

at Neutral Sites: USM, 6-2

## SPRING HILL (MSU, 1-0)

10/4/1919:	MSU, 12-6	at Starkville
------------	-----------	---------------

at Starkville: MSU, 1-0

## STEPHEN F. AUSTIN (MSU, 1-0)

9/1/2018:	MSU, 63-6	at Starkville
-----------	-----------	---------------

at Starkville: MSU, 1-0

## SYRACUSE (MSU, 2-0)

9/14/1985:	MSU, 30-3	at Starkville
9/6/1986:	MSU, 24-17	at Syracuse, N.Y.

at Starkville: MSU, 1-0

at Syracuse: MSU, 1-0

## TAMPA (TIED, 1-1)

10/2/1965:	MSU, 48-7	at Starkville
10/26/1968:	UT, 24-17	at Tampa, Fla.

at Starkville: MSU, 1-0

at Tampa: UT, 1-0

## TENNESSEE (UT, 28-16-1)

11/16/1907:	UT, 11-4	at Memphis, Tenn.
10/31/1910:	MSU 48-0	at Starkville
11/13/1915:	MSU 14-0	at Knoxville, Tenn.
10/18/1919:	MSU 6-0	at Knoxville, Tenn.
10/30/1920:	MSU 13-7	at Starkville
11/5/1921:	UT, 14-7	at Memphis, Tenn.
11/11/1922:	UT, 31-3	at Memphis, Tenn.
10/27/1923:	UT, 7-3	at Memphis, Tenn.
10/25/1924:	MSU 7-2	at Memphis, Tenn.
11/14/1925:	UT, 14-9	at Knoxville, Tenn.
10/30/1926:	UT, 33-0	at Starkville
11/5/1932:	UT, 31-0	at Knoxville, Tenn.
10/7/1933:	UT, 20-0	at Knoxville, Tenn.
11/10/1934:	UT, 14-0	at Knoxville, Tenn.
9/25/1948:	MSU 21-6	at Knoxville, Tenn.
9/24/1949:	UT, 10-0	at Knoxville, Tenn.
9/30/1950:	MSU 7-0	at Starkville
9/29/1951:	UT, 14-0	at Knoxville, Tenn.
9/27/1952:	UT, 14-7	at Memphis, Tenn.
9/26/1953:	MSU 26-0	at Knoxville, Tenn.
9/25/1954:	UT, 19-7	at Memphis, Tenn.
9/24/1955:	MSU 13-7	at Knoxville, Tenn.
10/5/1957:	UT, 14-9	at Knoxville, Tenn.
10/4/1958:	UT, 13-8	at Memphis, Tenn.
10/3/1959:	UT, 22-6	at Knoxville, Tenn.
10/1/1960:	Tied, 0-0	at Memphis, Tenn.
10/7/1961:	UT, 17-3	at Knoxville, Tenn.
10/6/1962:	MSU 7-6	at Memphis, Tenn.
10/5/1963:	MSU 7-0	at Knoxville, Tenn.
10/3/1964:	UT, 14-13	at Memphis, Tenn.
10/23/1971:	UT, 10-7	at Memphis, Tenn.
10/28/1978:	MSU 34-21	at Memphis, Tenn.
10/6/1979:	MSU 28-9	at Memphis, Tenn.
9/13/1986:	MSU 27-23	at Knoxville, Tenn.
9/12/1987:	UT, 38-10	at Starkville
9/8/1990:	UT, 40-7	at Starkville
9/21/1991:	UT, 26-24	at Knoxville, Tenn.
9/24/1994:	MSU 24-21	at Starkville
9/23/1995:	UT, 52-14	at Knoxville, Tenn.
12/5/1998:	UT, 24-14	at Atlanta, Ga.
11/16/2002:	UT, 35-17	at Starkville
11/15/2003:	UT, 59-21	at Knoxville, Tenn.
10/13/2007:	UT, 33-21	at Starkville
10/18/2008:	UT, 34-3	at Knoxville, Tenn.
10/13/2012:	MSU, 41-31	at Starkville

at Starkville: Tied, 5-5

at Knoxville: UT, 13-7

at Neutral Sites: UT, 10-4-1

## UT CHATTANOOGA (MSU, 4-0)

11/13/1909:	MSU, 37-6	at Starkville
10/14/1916:	MSU, 33-0	at Chattanooga, Tenn.
9/29/1946:	MSU, 41-7	at Starkville
9/26/1947:	MSU, 19-0	at Starkville

at Starkville: MSU, 3-0

at Chattanooga: MSU, 1-0

## UT MARTIN (MSU, 2-0)

11/5/2011:	MSU, 55-17	at Starkville
11/8/2014:	MSU, 45-16	at Starkville

at Starkville: MSU, 2-0

## TENNESSEE MEDICAL (MSU, 2-0)

11/11/1904:	MSU, 59-0	at Starkville
10/12/1912:	MSU, 32-0	at Starkville

at Starkville: MSU, 2-0

TEXAS (TIED, 2-2)

11/11/1921:	UT, 54-7	at Austin, Texas
9/7/1991:	MSU, 13-6	at Starkville
9/5/1992:	MSU, 28-10	at Austin, Texas
1/1/1999:	UT, 38-11	at Dallas, Texas

at Starkville: MSU, 1-0

at Austin: Tied, 1-1

at Neutral Sites: UT, 1-0

TEXAS A&M (MSU, 7-5)

11/28/1912:	TA&M, 41-7	at Houston, Texas
11/1/1913:	MSU, 6-0	at College Station
11/25/1915:	MSU, 7-0	at Dallas, Texas
10/9/1937:	TA&M, 14-0	at Tyler, Texas
12/31/2000:	MSU, 43-41 (OT)	at Shreveport, La.
11/3/2012:	TA&M, 38-13	at Starkville
11/9/2013:	TA&M, 51-41	at College Station
10/4/2014:	MSU, 48-31	at Starkville
10/3/2015:	TA&M, 30-17	at College Station
11/5/2016:	MSU, 35-28	at Starkville
10/28/2017:	MSU, 35-14	at College Station
10/27/2018:	MSU, 28-13	at Starkville

at Starkville: MSU, 3-1

at College Station: Tied, 2-2

at Neutral Sites: Tied, 2-2

TCU (TIED, 0-0-1)

10/24/1936:	Tied, 0-0	at Dallas, Texas
-------------	-----------	------------------

at Neutral Sites: Tied, 0-0-1

TEXAS TECH (MSU, 4-2-1)

10/31/1953:	TT, 27-20	at Jackson, Miss.
9/23/1961:	MSU, 6-0	at Jackson, Miss.
9/19/1964:	TT, 21-7	at Lubbock, Texas
10/7/1967:	MSU, 7-3	at Lubbock, Texas
10/19/1968:	Tie, 28-28	at Jackson, Miss.
10/18/1969:	MSU, 30-26	at Lubbock, Texas
10/17/1970:	MSU, 20-16	at Jackson, Miss.

at Lubbock: MSU, 2-1

at Neutral Sites: MSU, 2-1-1

TRANSYLVANIA (MSU, 3-0-1)

10/31/1908:	MSU, 12-5	at Starkville
10/17/1913:	MSU, 31-0	at Columbus, Miss.
10/9/1915:	Tie, 0-0	at Starkville
10/21/1916:	MSU, 13-0	at Starkville

at Starkville: MSU, 2-0-1

at Neutral Sites: MSU, 1-0

TRINITY (MSU, 1-0)

10/13/1956:	MSU, 18-6	at Starkville
-------------	-----------	---------------

at Starkville: MSU, 1-0

TROY (MSU, 4-1)

10/13/2001:	TU, 21-9	at Starkville
10/12/2002:	MSU, 11-8	at Starkville
9/15/2012:	MSU, 30-24	at Troy, Ala.
9/21/2013:	MSU, 62-7	at Starkville
10/10/2015:	MSU, 45-17	at Starkville

at Starkville: MSU, 2-1

at Troy: MSU, 1-0

TULANE (MSU, 30-26-2)

11/19/1901:	TU, 24-6	at New Orleans, La.
11/1/1902:	Tied, 11-11	at New Orleans, La.
12/5/1903:	Tied, 0-0	at New Orleans, La.
10/29/1904:	TU, 10-0	at New Orleans, La.
11/14/1908:	TU, 23-0	at New Orleans, La.
10/30/1909:	TU, 2-0	at New Orleans, La.
11/5/1910:	MSU, 10-0	at New Orleans, La.
11/20/1911:	TU, 5-4	at Starkville
11/9/1912:	TU, 27-24	at New Orleans, La.
11/8/1913:	MSU, 32-0	at Starkville
11/14/1914:	MSU, 61-0	at Jackson, Miss.
11/13/1920:	TU, 6-0	at New Orleans, La.
10/22/1921:	TU, 7-0	at New Orleans, La.
10/28/1922:	TU, 26-0	at New Orleans, La.
11/1/1924:	MSU, 14-6	at New Orleans, La.
10/17/1925:	TU, 25-3	at New Orleans, La.
11/6/1926:	MSU, 14-0	at New Orleans, La.
10/15/1927:	MSU, 13-6	at New Orleans, La.

10/6/1928:	TU, 51-6	at Jackson, Miss.
10/12/1929:	TU, 34-0	at New Orleans, La.
11/1/1930:	TU, 53-0	at New Orleans, La.
10/31/1931:	TU, 59-7	at New Orleans, La.
11/11/1933:	TU, 33-0	at New Orleans, La.
10/29/1938:	TU, 27-0	at New Orleans, La.
11/7/1942:	MSU, 7-0	at New Orleans, La.
11/3/1945:	TU, 14-13	at New Orleans, La.
10/26/1946:	MSU, 14-7	at New Orleans, La.
11/1/1947:	MSU, 20-0	at New Orleans, La.
10/30/1948:	TU, 9-0	at New Orleans, La.
10/29/1949:	TU, 54-6	at New Orleans, La.
11/3/1951:	MSU, 10-7	at New Orleans, La.
11/1/1952:	TU, 34-21	at New Orleans, La.
11/7/1953:	MSU, 21-0	at New Orleans, La.
10/9/1954:	MSU, 14-0	at New Orleans, La.
10/8/1955:	MSU, 14-0	at Starkville
11/3/1956:	TU, 20-14	at New Orleans, La.
11/2/1957:	MSU, 27-6	at Jackson, Miss.
10/12/1962:	MSU, 35-6	at New Orleans, La.
10/12/1963:	MSU, 31-10	at Jackson, Miss.
10/10/1964:	MSU, 17-6	at Starkville
10/22/1965:	TU, 17-15	at New Orleans, La.
9/4/1982:	MSU, 30-21	at New Orleans, La.
9/3/1983:	MSU, 14-9	at Starkville
9/1/1984:	MSU, 30-3	at New Orleans, La.
10/19/1985:	MSU, 31-27	at Starkville
10/18/1986:	MSU, 34-27	at New Orleans, La.
11/7/1987:	TU, 30-19	at Starkville
11/19/1988:	TU, 27-22	at New Orleans, La.
11/1/1989:	MSU, 27-7	at Starkville
10/20/1990:	MSU, 38-17	at New Orleans, La.
9/14/1991:	MSU, 48-0	at Starkville
9/25/1993:	MSU, 36-10	at New Orleans, La.
10/22/1994:	MSU, 66-22	at Starkville
9/13/2003:	TU, 31-28	at New Orleans, La.
9/4/2004:	MSU, 28-7	at Starkville
9/17/2005:	MSU, 21-14	at Shreveport, La.
9/16/2006:	TU, 32-29	at Starkville
9/8/2007:	MSU, 38-17	at New Orleans, La.

at Starkville: MSU, 9-3

at New Orleans: TU, 22-17-2

at Neutral Sites: MSU, 4-1

UAB (MSU, 5-1)

10/9/2004:	UAB, 27-13	at Starkville
9/23/2006:	MSU, 16-10 (OT)	at Birmingham, Ala.
10/6/2007:	MSU, 30-13	at Starkville
10/23/2010:	MSU, 29-24	at Starkville
10/8/2011:	MSU, 21-3	at Birmingham, Ala.
9/6/2014:	MSU, 47-34	at Starkville

at Starkville: MSU, 3-1

at Birmingham: MSU, 2-0

UCF (MSU, 2-0)

10/25/1997:	MSU 35-28	at Starkville
12/29/2007:	MSU 10-3	at Memphis, Tenn.

at Starkville: MSU, 1-0

at Neutral Sites: MSU 1-0

UNION (MSU, 5-2)

11/16/1895:	UU, 21-0	at Jackson, Miss.
10/10/1896:	UU, 8-0	at Starkville
10/19/1907:	MSU, 80-0	at Starkville
11/2/1909:	MSU, 25-0	at Columbus, Miss.
11/10/1923:	MSU, 6-0	at Starkville
10/25/1941:	MSU, 56-7	at Starkville
9/26/1942:	MSU, 35-2	at Starkville

at Starkville: MSU, 4-1

at Jackson: UU, 1-0

at Neutral Sites: MSU, 1-0

WAKE FOREST (MSU, 1-0)

2011:	MSU, 23-17	at Nashville, Tenn.
-------	------------	---------------------

at Neutral Sites: MSU, 1-0

WASHINGTON (UW, 1-0)

9/10/1977:	*MSU, 27-18	at Seattle, Wash.
------------	-------------	-------------------

at Seattle: UW, 1-0

WASHINGTON (ST. LOUIS) (WU, 1-0)

1924:	WU, 12-6	at St. Louis, Mo.
-------	----------	-------------------

at St. Louis: WU, 1-0

WEST TEXAS STATE (MSU, 3-2)

1978:	MSU, 28-0	at Jackson, Miss.
-------	-----------	-------------------

at Neutral Sites: MSU, 1-0

VANDERBILT (MSU, 13-7-2)

10/1/1904:	VU, 30-0	at Columbus, Miss.
11/3/1923:	Tied, 0-0	at Nashville
11/8/1924:	VU, 18-0	at Nashville
10/21/1933:	Tied, 7-7	at Nashville
9/29/1934:	VU, 7-0	at Nashville
9/28/1935:	VU, 14-9	at Nashville
10/17/1942:	MSU, 33-0	at Nashville
9/26/1970:	MSU, 20-6	at Memphis, Tenn.
9/25/1971:	VU, 49-19	at Starkville
9/23/1972:	MSU, 10-6	at Nashville
9/22/1973:	MSU, 52-21	at Starkville
9/20/1980:	MSU, 24-14	at Nashville
9/19/1981:	MSU, 29-9	at Starkville
9/10/1988:	VU, 24-20	at Nashville
9/2/1989:	MSU, 42-7	at Starkville
9/5/1998:	MSU, 42-0	at Starkville
10/2/1999:	MSU, 42-14	at Nashville
10/4/2003:	MSU, 30-21	at Starkville
10/2/2004:	VU, 31-13	at Nashville
10/11/2008:	MSU, 17-14	at Starkville
9/19/2009:	MSU, 15-3	at Nashville
11/22/2014:	MSU, 51-0	at Starkville

at Starkville: MSU, 7-1

at Nashville: Tied, 5-5-2

at Neutral Sites: Tied, 1-1

WEST VIRGINIA (WVU, 2-0)

10/7/2006:	WVU, 42-14	at Starkville
10/20/2007:	WVU, 38-13	at Morgantown, W.Va.

at Starkville: WVU, 1-0

at Morgantown: WVU, 1-0

WILLIAM & MARY (MSU, 1-0)

9/7/1974:	MSU, 49-7	at Jackson, Miss.
-----------	-----------	-------------------

at Neutral Sites: MSU, 1-0

XAVIER [OHIO] (MSU, 1-0)

10/26/1935:	MSU, 7-0	at Cincinnati, Ohio
-------------	----------	---------------------

at Cincinnati: MSU, 1-0

\*- Denotes wins which were forfeited by MSU due to NCAA infractions



<b>ADAMS, Deke (Southern Miss, 2008) .....</b>	<b>DL (2019-)</b>
ALDRIDGE, Dennis (Texas, 1969) .....	WR (1970-72); RB (1973); DB (1974-77)
AMEDEE, Lynn (LSU, 1962) .....	OC/QB (1996-98)
ARIANS, Bruce (Virginia Tech, 1974) .....	WR (1978-80); OC/QB (1993-95)
ARMSTRONG, Pee Wee (MSU) .....	asst. (1937-38)
AIKEN, D.W. (Ole Miss) .....	asst. (1935-37)
BAKER, Brian (Maryland, 1985) .....	DL (2016-18)
BARFIELD, Doug (Southern Miss, 1957) .....	off. asst. (1981)
BEAMER, Shane (Virginia Tech, 1999) .....	CB (2004-05); RB (2006)
BENDER, Vic (Northeast Louisiana, 1969) .....	LB (1974-75)
BERRY, Todd (Tulsa, 1983) .....	WR (1989-90)
BLACK, Ricky (MSU, 1971) .....	TE (1991-96)
BLAKE, John (Oklahoma, 1986) .....	DL (2003)
BOYD, Bob (Texas A&I, 1964) .....	TE (1997-98)
BRANCH, Jesse (Arkansas, 1962) .....	asst. (1966)
<b>BREINER, Andrew (Lock Haven, 2006) .....</b>	<b>QB (2018-)</b>
BREWSTER, Tim (Illinois, 1983) .....	WR (2012)
BROWN, Ralph "Rabbit" (MSU, 1931) .....	asst. (1954-58)
BROWN, Watson (Vanderbilt, 1973) .....	OC/QB (1991-92)
BRUCE, Johnny (MSU, 1974) .....	DC (1984-85)
<b>BUCKLEY, Terrell (Florida State, 2007) .....</b>	<b>CB (2016-)</b>
BURNEY, Jacob (UT-Chattanooga, 1981) .....	ILB (1988)
CALHOUN, Shelby (LSU, 1934) .....	asst. (1938-39)
CAMP, Jim (North Carolina, 1947) .....	off. backs (1953)
CAMPBELL, Louis (Arkansas, 1973) .....	LB (2008)
CAMPBELL, Steve (Troy State, 1988) .....	OL (2003)
CARA, Mac (North Carolina State, 1937) .....	ends (1949-53)
CARDEO, Frank (Notre Dame, 1930) .....	asst. (1935-38)
CARLISLE, Dyer (Samford, 1971) .....	DB (1987); DC/DB (1988)
CARMODY, Jim (Tulane, 1956) .....	DL (1964-66); DC/DL (1989-90)
CHADWICK, E.B. (MSU, 1927) .....	asst. (1928-29)
CHADWICK, W.D. (Marietta) .....	asst. (1914-17)
CHAMPION, Jim (MSU, 1949) .....	OL (1957-61)
CHRISTOPHEL, Rick (Austin Peay, 1975) .....	WR (1991-94)
CLAY, Bill (Arkansas, 1963) .....	DB (1989); OC (1990); DC (1991-94)
COLLINS, Bobby (MSU, 1958) .....	freshmen/asst. backfield (1957-60)
COLLINS, Geoff (Western Carolina, 1994) .....	LB/Co-DC (2011-12); LB/DC (2013-14)
CONKRIGHT, William F. "Red" (Oklahoma, 1936) .....	asst. (1958-51)
COOPER, Ron (Jacksonville State, 1983) .....	DC/S (2003)
CORRERO, John (MSU, 1962) .....	asst. freshman/backfield (1962-63)
CRANE, Russell (Illinois) .....	asst. (1930-35)
CRAWFORD, Denver (Tennessee, 1947) .....	asst. (1952-53)
CROUSEN, Joe (Sul Ross State, 1963) .....	TE/K (1979-81); OL/K (1982-85)
DANIELS, Keith (Mississippi College, 1969) .....	OC/QB (1989)
DAUBER, Ray (Iowa, 1925) .....	asst. (1930-31)
DAVIS, Glenn (Delta State, 1982) .....	RB (1997-2003)
DAVIS, Harper (MSU, 1948) .....	asst. (1956-58)
DAVIS, Paul (Ole Miss, 1946) .....	off. backs (1961)
DIAZ, Manny (Florida State, 1995) .....	DC/LB (2010, 14)
DICKENS, Phil (Tennessee, 1936) .....	asst. (1945-47)
DICKEY, Darrell (Kansas State, 1983) .....	QB (1990)
DONAHUE, Ken (Tennessee, 1950) .....	DL (1961-63)
DOOLEY, Bill (MSU, 1955) .....	freshmen/asst. OL (1957-60); OL (1963)
DOVE, Marc (Texas Tech, 1972) .....	DB (1978-81); DC/DB (1982-83)
DRAYTON, Stan (Allegheny [PA] College, 1993) .....	RB (2004)
DUNN, Joe Lee (UT-Chattanooga, 1968) .....	DC/DE (1996-2002)
DYKES, Spike (Stephen F. Austin, 1959) .....	OL (1979)
EDMONDSON, Larry (Texas A&M, 1984) .....	WR (1996)
ELLIOTT, Brett (Linfield, 2005) .....	QB (2017)
ENGLISH, Ron (UC-Berkeley, 1991) .....	Safeties (2017)
EWING, Hickman (Howard) .....	freshmen (1948)
FABRIS, Frank (Tulane, 1953) .....	OL (1967-68); DL (1969)
FATHERREE, Jesse (LSU, 1935) .....	backs (1949-51)
FELKER, Rockey (MSU, 1975) .....	J (1975); TE (1976-77); QB (1978); football ops (2002-2006); RB (2006-2008); player development (2009-17)
FERRIS, David "Boo" (MSU) .....	asst. (1967)
FIELD, Bob (Arkansas, 1970) .....	DB (1973-76); DC/DB (1977)
FISHER, Sonny (MSU, 1964) .....	recruiting (1968)
FORD, Bob (Memphis State, 1955) .....	asst. head coach (1966)
FORD, Robert (Houston, 1973) .....	TE (1982-84)
FREMIN, Jerry (Southern Miss, 1976) .....	OL (1997-2000)
GARBER, Chip (Maryland, 1978) .....	DB (1990)
GARRETT, Charles (Miss. Col., 1963) .....	QB (1973); RB (1974-77); DE (1978)
GEBHART, Smylie (Georgia Tech, 1972) .....	def. asst. (1973-76)

GETSY, Luke (Akron, 2004) .....	OC/WR (2018)
GOODE, Tom (MSU, 1960) .....	OL (1972-75); OC (1984-85); OL (1986-88)
GONZALES, Billy (Colo. State 1994) .....	WR (2013-17); Co-DC (2014-17)
GOODMAN, Gerald (North Alabama, 1978) .....	DB (1985)
GRANTHAM, Todd (Virginia Tech, 1989) .....	DC/LB (2017)
GRAY, Ronnie (MSU, 1970) .....	str (1973); DE (1974-78); DT (1985); DC/LB (1986-87)
GREGORY, Roy (UT-Chattanooga, 1968) .....	asst. head coach/RB (1986-88)
GRIMES, J.B. (Henderson [AR] State, 1977) .....	OL (2004-08)
GUILLETTE, Ted (Delta State, 1972) .....	GA (1973-74); WR (1975-78)
HALBERT, Frank (Ole Miss, 1962) .....	off. backs (1970-71); DL (1972); DE (1973)
HALE, Goat (Mississippi College) .....	asst. (1933-36)
HALEY, Brick (Alabama A&M, 1989) .....	DL (2004-06)
HALLMAN, Curley (Texas A&M, 1978) .....	DB (2002-03)
HARBISON, Charlie (Gardner-Webb, 1985) .....	S (2007); DC (2008)
HAYES, Billy (Albion) .....	asst. (1911-13; 1918-23)
HEVESY, John (Maine, 1999) .....	OL (2009-17); Co-OC (2014-17)
HELMS, Jim (Texas, 1967) .....	asst. head coach/RB (1991-96)
HENDRICK, John (Pittsburgh, 1981) .....	DL (1995-02)
HILDEBRAND, Bill (MSU, 1947) .....	ends (1947-48); fr. (1952-53); DC (1967-68)
HILYER, Jim (Stetson, 1957) .....	GA (1963); LB (1964-66)
HITT, Dick (Mississippi College) .....	ends (1944-47)
HOCH, Vince (Pfeiffer College, 1966) .....	DB (1986)
HOLLADAY, Guy (Cheyney [PA], 1987) .....	WR (2003-06)
HUDSPETH, Mark (Delta State, 1992) .....	WR (2009-10)
HUFF, Charles (Hampton, 2005) .....	Assistant HC/RB (2018)
<b>HUGHES, Tony (Southern Miss, 1980) .....</b>	<b>S (2009-15)</b>
<b>..... Associate HC/TE (2019-)</b>	
JENKINS, John (Arkansas, 1974) .....	OLB (1979-83)
JENKINS, Pete (Western Carolina, 1963) .....	DL (1991-94)
JOHNSON, Brian (Utah, 2008) .....	QB (2014-16)
JOHNSON, Denver (Tulsa, 1981) .....	OL (1993-94)
JOHNSON, Ellis (The Citadel, 1975) .....	DC (2004-07)
<b>JOHNSON, Marcus (Ole Miss, 2004) .....</b>	<b>OL (2018-)</b>
<b>JOHNSON, Michael (Akron, 2008) .....</b>	<b>WR (2019-)</b>
JONES, Alan (Delta State, 1969) .....	JV (1973); TE (1974); WR (1975)
JONES, Amos (Alabama, 1982) .....	LB/Special Teams (2004-06)
JONES, Frank (North Carolina, 1948) .....	off. backs (1962-65)
<b>JONES, Joey (Alabama, 1989) .....</b>	<b>Special Teams Coordinator (2018-)</b>
JONES, Leo (Southeastern Louisiana, 1951) .....	freshmen (1968-72)
KELLOGG, Bob (Tulane, 1939) .....	backs (1954-58)
KETTLER, Elwood (Texas A&M, 1955) .....	DC (1970-72)
KITCHENS, Freddie (Alabama, 1998) .....	TE (2004); RB (2005)
KLINDWORTH, Martin (MSU, 1920) .....	asst. coach (1930-32)
KNOX, Greg (Northeastern State, 1986) .....	RB (2009-17); Special Teams Coordinator (2014-17)
KOENNING, Les (Texas, 1981) .....	WR (1986-89); OC/DB (2009-13)
KRISTYNIK, Marvin (Texas, 1965) .....	asst. freshman coach (1967)
LEE, George (Delta State, 1969) .....	JV secondary (1972-73)
LEWIS, Art (Ohio) .....	line (1949)
LEWIS, Terry (Southern, 1970) .....	tackles/TE (2001-03)
LINGUIST, Maurice (Baylor, 2006) .....	S (2016)
LOGAN, Steve (Tulsa, 1975) .....	QB (1987-88)
LOONEY, D.J. (MSU, 2010) .....	TE (2017)
LUKABU, Tem (Colgate, 2004) .....	LB (2018)
MALAWASI, Ray (MSU) .....	asst. (1952-53)
MAJORS, Johnny (Tennessee, 1957) .....	DB (1960-63)
MANLEY, C.T. (Southeastern Louisiana, 1942) .....	asst. (1949-51)
MAPP, Marcus (MSU, 1937) .....	backs (1944-48)
MARTIN, Dan (Auburn, 1901) .....	asst. (1907)
<b>MARVE, Chris (Vanderbilt, 1989) .....</b>	<b>LB (2019-)</b>
MCORVEY, Woody (Alabama St, 1972) .....	OC/DB (2004-08)
McCRAV, Carroll (Gardner-Webb, 1983) .....	C/OG (2001-02)
McCULLOUGH, Leo (MSU, 1949) .....	(1954-56); (1957-59); (1964-68)
McGEORGE, Hal (MSU, 1907) .....	asst. (1908)
MIRANDO, Angelo (Case-Western, 2008) .....	WR (2011)
MOLINSKI, Ed (Tennessee, 1940) .....	line (1944-48)
MOON, Lee (VMI, 1970) .....	LB (1982-84)
MOORE, Elwyn (MSU) .....	asst. (1933-34)
MORRIS, Fred (Mississippi College, 1954) .....	DL (1967-68); DC/LB (1969)
MORRIS, Guy (TCU, 1984) .....	OL (1996)
MORRIS, Tom (MSU, 1953) .....	OL (1962)
MULLINS, Gary (Houston, 1972) .....	off. backs (1979-83)
MURPHY, Billy "Spook" (MSU, 1946) .....	DB/P (1952-53)
NOBLE, Dudy (MSU, 1915) .....	asst. (1919-21; 1923-29)

NUSZ, David (Maryland, 1955) .....	DB (1970-72)
OFSTIE, Harold (Wisconsin) .....	asst. (1922)
OWENS, David (MSU, 1950) .....	freshmen (1961-63); OL (1964-65); freshmen (1966)
PARKER, Henry Lee (MSU, 1948) .....	asst. off. coach (1956-62); LB (1963)
PATRICK, J.W. (MSU, 1942) .....	asst. (1959-61)
PERKINS, Ray (Alabama, 1967) .....	WR (1973)
PITTMAN, Jim (MSU, 1950) .....	freshmen (1951-53); asst. (1954-55)
PLUMMER, Johnny (Mississippi College, 1960) .....	off. backs (1984-85)
POPE, Ken (Oklahoma, 1975) .....	OLB (1991-94)
PROCTOR, Bobby (Arkansas, 1955) .....	DB (1964-66)
PULLEN, Jerry (UAB, 1979) .....	OLB (1987-88)
RADER, David (Tulsa, 1980) .....	OC/off. backs (1986)
RANDALL, Craig (Colgate, 1956) .....	DL (1979-81; 1987-88)
REED, Wesley (La. College, 1963) .....	fr. line (1970-72); OL/K (1973-75); DE/K (1976-77)
<b>RICHARDSON, Terry (Syracuse, 1994) .....</b>	<b>Assistant HC/RB (2019-)</b>
ROBERTSON, Melvin (West Texas State, 1950) .....	DC (1984-85)
ROYAL, Darrell (Oklahoma, 1949) .....	off. backs (1952)
SANDAH, Al (Louisiana College, 1963) .....	freshman DL (1973); asst. (1974)
SALLACH, Scott (Ursinus, 1994) .....	TE (2009-16)
.....	player personnel (2017-)
SCALES, Walter (MSU, 1931) .....	asst. (1933-34)
SHARPE, Jimmy (Alabama, 1963) .....	asst. head coach/OC (1978)
SHELTON, John (Louisville, 1952) .....	off. backs (1966)
SHIRA, Charley (MSU, 1954) .....	asst. (1952); line coach (1954-56)
<b>SHOOP, Bob (Yale, 1998) .....</b>	<b>DC/Safeties (2018-)</b>
SIRMION, Peter (Oregon, 1999) .....	DC/LB (2016)
SMITH, Eugene (Mississippi College, 1980) .....	OLB (1989-90)
SMITH, Melvin (Millsaps, 1982) .....	WR (1995); DB (1996-01); DB (2006-12)
SPOONER, Vic (Texas Tech, 1954) .....	ends (1962-63); DC/ends (1964-66)
SPRAYBERRY, Steve (Alabama, 1974) .....	OL (1976-78)
STACY, Billy (MSU, 1959) .....	DB (1967-68); WR (1969)
STOKES, John (Army) .....	asst. (1935-37)
STRANGE, Clarence "Pop" (LSU, 1937) .....	asst. line (1949-51)
STRINGER, Reed (Delta State, 2001) .....	TE (2005-); special teams (2007)
STUART, Clyde (MSU, 1927) .....	off. backs (1959-60)
STUMP, Craig (Texas A&M, 1987) .....	WR (1997-02)
SULLINS, S.E. (N. Ala., 1962) .....	DT (1973-75); LB (1976-77); DC (1978); DL (1982-84); LB (1985)
TAYLOR, Ronald (Southern Miss, 1980) .....	TE (1986-90)
TIPPETT, Howard (ETSU, 1958) .....	asst. head coach/LB (1973); DC (1979)
TOHILL, Billy (MSU, 1961) .....	GA (1961); asst. backs coach (1962-65)
TOMPKINS, Jim (Troy State, 1962) .....	ILB (1989-03); player relations (2004)
TORBUSH, Carl (Carson Newman, 1974) .....	DC (2009)
TOWNSEND, Deshea (Alabama 1997) .....	CB (2013-15)
TRICKETT, Rick (Glenville State, 1972) .....	OL (1989-92)
TRUITT, John (MSU) .....	asst. (1948-51)
TURNBOW, Bill (Texas Tech, 1960) .....	OL (1967; 1969); OC/OL (1970-71)
TURNER, David (Davidson, 1985) .....	DL (2007-09); DL (2013-15)
TYLER, Bob (Ole Miss, 1958) .....	OC (1972)
VALESENTE, Bob (Ithaca, 1962) .....	DC (1980-81)
WALKER, Ronald "Brownie" (MSU, 1963) .....	LB (1967-68); freshmen (1969-72)
WALKER, Wade (Oklahoma, 1950) .....	line (1954-55)
WALLACE, Bobby (MSU, 1976) .....	DC (1986)
WARMATH, Murray (Tennessee, 1934) .....	line (1939-45)
WASHINGTON, Pat (Auburn, 1987) .....	WR (2007-08)
WATSON, Pat (MSU, 1965) .....	DL (1970-71)
WATTS, Morris (Tulsa, 1961) .....	OC/DB (2003)
WEAVER, DeWitt (Tennessee, 1936) .....	line (1944-48)
WHITE, Alan (Wake Forest, 1962) .....	WR (1968); DB (1969)
WILSON, Barry (LSU, 1969) .....	OL (1979-83)
WILSON, Chris (Oklahoma, 1992) .....	Asst. DC/DL (2010); DC/DL (2011-12)
WILSON, David (Troy State, 1977) .....	TE (1999-00); football ops (2001)
WOODS, Sparky (Carson-Newman, 1976) .....	OC/DB (1999-02)
WRIGHT, Jim (Texas A&M, 1958) .....	OC (1967-69)
WVAIT, Bowden .....	ends (1939-42; 1946)

## Current MSU staff members in BOLD

Year indicates season





## A

ABERNATHY, Tom	1965	BALL, I.B.	1895	BLAIR, S.H.	1918-19-20	BROWN, Michael	1994-95
ABRAM, Johnathan	2017-18	BALL, Kyle	1976	BLAKE, Mark	1987	BROWN, Mike	2006-07
ADAMS, Hugh	1966-67-68	BALL, Richard	2001-02	BLAKE, P.L.	1956-57-58	BROWN, Ralph	1931
ADAMS, Keith	1999	BALLARD, Hugh	1993	BLAND, Dan	1963-64-65	BROWN, Randy	1992
<b>ADAMS, Fletcher</b>	<b>2016-17-18</b>	BALLARD, N.B.	1917	BLEDSE, Jim	1947	BROWN, Richie	2013-14-15-16
ADAMS, Nelson	2013-14-15-16	BALLARD, Vick	2010-11	BLOODWORTH, James	1984-85	BROWN, Rusty	1982-83-84-85
ADDERHOLT, Oliver	1965	BANKS, J.H.	1928	BLOUNT, Jack	1949-50-51	BROWN, Ryan	2012-13-14-15
ADEGOKE, Stephen	2018	BANKS, Johnthan	2009-10-11-12	BLOUNT, Lamar	1941-42	BROWN, Steve	1969
ADKINS, Michael	1994	BANKS, Korey	2001-02	BOATNER, Buster	1972	BROWN, Titus	2004-05-06-07
AINSWORTH, Brad	1994-95-96	BANKS, Wayne	1984-86-87	BOBO, Demario	2004-05-07	BROWN, Torrance	1990-91-92
ALDERMAN, Joe	1971	BARKUM, Melvin	1972-73-74	BOBO, W.H.	1915-16-17	BROWN, Tre	2017-18
ALDRIDGE, Corwyn	1981-82-83-84	BARLOW, Bobby	1986-87-88-89	BOHANNA, Ferlando	2011-12	BROYLES, E.N.	1902
ALDRIDGE, Lance	1988-89-90-91	BARLOW, Mitchell	1984	BOISTURE, Tom	1952-54	BRUCE, Johnny	1971-72-73
ALEXANDER, Leon	1973-74-75	BARNES, Earnest	1979-80-81-82	BOLTON, Grady	1963-64	BRUCE, Sonny	1938-40-41
ALEXANDER, Murry	1946-47-48-49	BARNES, Malcolm	1984	BOLTON, Ralph	1953-54	BRUMFIELD, C.N.	1906-07
ALEXANDER, V.B.	1905-06	BARNETT, E.B.	1920-21-22-23	BONAVITA, Ron	2002	BRUNSON, Bill	1925-26-27
ALFORD, G.H.	1895-96	BARNETT, James	1957	BOND, John	1980-81-82-83	BRUNSON, E.	1915-16
ALFORD, John	1938-39-40	BARRON, George	1965	BONNER, Wade	2008-09-10-11	BRYANT, Anthony	1999-2000-01
ALFRED, Justin	1967-68	BARRON, Jim	1953-54-55	BORDELON, Barry	1967-68	BRYANT, Brandon	2015-16-17
ALLEN, A.H.	1910-11	BASKIN, W.H.	1917-18	BOSARGE, Chris	1989-90-91-92	BRYANT, R.B.	1924
ALLEN, E.R.	1927-28-29	BASS, L.G.	1909-10-11	BOUIE, Kevin	1993-94	BUCKHALTER, Tony	1994-95-96-97
ALLEN, Eric	1995-96-97-98	BATES, Bobby	1958	BOULDIN, Jerry	1987-88-89-90	BUCKLEY, Bill	1971-72-73
ALLEN, Henry	1917-18-19	BATES, Desmond	1987-88-89-90	BOWER, W.R.	1919	BUCKNER, Bill	1965
ALLEN, Michael	2001-02	BATTE, Jack	1956-57-58	BOWLS, Anthony	2008	BUFORD, Glen	1976-77-78-79
ALLEN, Terry	1971	BAUGHMAN, J.C.	1950	BOWMAN, Jessie	2007-08	BUIE, Larry	1973-74-75
AMBERS, Robert	2008	BEACH, Jerry	1966	BOWSER, Tay	2006-07-08-09	BULLARD, P.E.	1933-34
AMBROSE, Derek	2004-05-06	BEAMAN, Terrance	2004-05	BOYD, Daniel	1990-91-92	BULLOCK, Bobby	1961-62
AMOS, E.N.	1929	BEAN, David	1976-77-78	BOYD, Frank	1959	BULLOCK, Rex	1945-48-49-50
ANDERSON, Brian	1992-93-94-95	BEAN, Robert	1998-99	BOYD, Josh	2009-10-11-12	BUMPHIS, Chad	2009-10-11-12
ANDERSON, Brian	2003-04-05-06	BECKWITH, Ben	2011-12-13-14	BOZEMAN, Bob	1972-73-74	BUNCH, W.R.	1936-37
ANDERSON, Damein	2008-09-10-11	BEECH, Wally	1949-50-51	BOZEMAN, Dudley	1987-88-89	BUNTIN, J.R.	1936-37
ANDERSON, Jesse	1986-87-88-89	BEENE, Charles	1963	BRABHAM, Joe	1970-71	BURCH, C.T.	1934
ANDERSON, Koche	1993-94	BELCHER, Trey	1996-97-99	BRADLEY, Hunter	2015-16-17	BURCH, Richard	2002-03-04
ANDERSON, Treddis	1989-90-91	BELL, Aubrey	2005-06-07-08	BRADLEY, Odell	2002-03	BURDETT, Walter	2001-02
ANDREWS, Keith	2003-04-05-06	BELL, Bill	1978-80-81-82	BRAMLETT, Graham	1945-46-47	BURE, Marvin	2010-11
ANGER, Bob	1970-71	BELL, C.P.	1921	BRANAMAN, H.W.	1914	BURKE, Tom	1992-93
ARANT, Stephen	2003-04-05	BELL, Devon	2012-13-14-15	BRANCH, Frank	1950-51	BURKES, H.	1928
ARMSTEAD, Lorenzo	1996-97-98-99	BELL, Frankie	1964-65	BRANTLEY, Allen	1972-73	BURKS, Sam	1948
ARMSTRONG, Bobby	1970-71	BELL, Jonathan	2001	BRASWELL, Sandy	1972-73-74	BURKS, Tony	1985-86-87-88
ARMSTRONG, Charles	1934-35-36	BELL, Nick	2009-10-11-12	BRAUCHLE, Sean	2009-10	BURKS, Tony	2006-07
ARNOLD, J.D.	1942-46	BELL, Robert	1970-71-72	BREAZEALE, Micky	1965	BURNS, Charles	2005-06-08-09
ARNOLD, Pat	1947	BELL, Shea	1990-91-92-93	BRENTZ, Charley	1979-80	BURNS, Eddie	1979-80-82-83
ARNOLD, W.F. (Bill)	1939-40-41	BENDER, Michael	1997-98-99-2000	BRETT, Homer	1895	BURRELL, Don	1978-79
ARRINGTON, Dee	2011-12	BENEFIELD, Greg	1978	BRIDGERS, Jack	1975	BURRELL, Ode	1962-63
ARRINGTON, M.A.	1909-10	BENGE, John	1956-57	BRIDGES, E.A.	1928-30	BURRESS, Tom	1944-45
ARTIGUES, Jeff	1991-92	BENNETT, Andre	1991-92-93-94	BRIGNONE, J.C.	2007-08-09-10	BURTON, R.E.	1918
ASHCROFT, W.H.	1928-29	BENNETT, Asa	1986-87-88	BRISLIN, Andy	1972	BUSBY, Jon	2002
ASHFORD, Earnest	1984-85	BENNETT, Rico	2002-03-04	BRISLIN, Chuck	1973-74-75	BUSH, C.L.	1901
ASHLEY, Ben	1998	BENNETT, Ron	1954-55-56	BROCK, E.N.	1933	BUSH, H.L.	1901
ASHLEY, Burt	1994-95-96	BENSON, Jack	1956-57-58	BROOKS, E.	1929-30	BUSH, Marcus	1985-86-87-88
ASHLEY, Loren	1950-51	BENTON, Howard	1960-61-62	BROOKS, H.H.	1895	BUTLER, Brandon	2000
ASKEW, J.W.	1918-19-20-21	BERG, William	2012	BROOKS, J.H.	1927-28	BUTLER, Elvis	1982-83-84
AUTRY, Denico	2012-13	BERRY, Leon	2009-10	BROOKS, Larry	1976	BUTLER, Eric	2004-05-06-07
<b>AUTRY, Lee</b>	<b>2018</b>	BERRY, Scott	1986-87	BROOKS, Ned	1957-58-59	BUTLER, Matthew	1996-97-98-99
		BETCHER, Russell	1987	BROOME, Art	1950-51-52	BUTTRAM, Jim	1956-57
		BETHUNE, Bobby	1959-60	BROOMFIELD, Corey	2009-10-11-12	BUTTS, Anthony	1985-86-87-88
		BETHUNE, Frank	1942	BROWN, Beniquez	2013-14-15	BYRD, Ricky	1987-88-89-90
		BIGGERS, R.R.	1926	BROWN, Boone	1999-2000	BYRDSOONG, Marvin	2002-03-04
		BILLIE, Ivan	2000-01	BROWN, Corey	2002	BYRDSOONG, Shawn	1998-99-2000-01
		BILLINGSLEY, D.W.	1908-09	BROWN, Danny	1979	BYRNE, H.E.	1931
		BILLINGSLEY, M.C.	1918-19-20	BROWN, Dwayne	1977-78-79-80		
		BISHOP, C.H.	1940-41-42	BROWN, Eric	1996-97		
		BIVINES, Ray Ray	2001-02-03-04	BROWN, Frankie	1982		
		BLACK, Blondy	1940-41-42	BROWN, Fred	2013-14-15		
		BLACK, Dorian	1999	BROWN, G.L.	1903		
		BLACK, Stan	1973-74-75-76	BROWN, Jerome	1991-92		
		BLACK, Tony	1979-80	BROWN, Karlin	2007-08		
		BLACKLEDGE, Royce	2004-05-06-07	BROWN, Lee	1990		
		BLACKMORE, Rich.	1974-76-77-78	BROWN, Louie	1955		
		BLADE, Willie	1999-2000	BROWN, Mark	2006-07-08		

## B

BADON, Adesola	1995-96-97-98	BADON, Adesola	1995-96-97-98	BADON, Adesola	1995-96-97-98	BADON, Adesola	1995-96-97-98
BAGGETT, Greg	1965	BAGGETT, Greg	1965	BAGGETT, Greg	1965	BAGGETT, Greg	1965
BAILEY, Benje	1994-95-96	BAILEY, Benje	1994-95-96	BAILEY, Benje	1994-95-96	BAILEY, Benje	1994-95-96
BAILEY, Brent	1993	BAILEY, Brent	1993	BAILEY, Brent	1993	BAILEY, Brent	1993
BAILEY, Jim	1946-47-48	BAILEY, Jim	1946-47-48	BAILEY, Jim	1946-47-48	BAILEY, Jim	1946-47-48
BAILEY, Tim	2006-07-08	BAILEY, Tim	2006-07-08	BAILEY, Tim	2006-07-08	BAILEY, Tim	2006-07-08
BAIN, Jim	1955-56	BAIN, Jim	1955-56	BAIN, Jim	1955-56	BAIN, Jim	1955-56
BAKER, Billy	1971-72	BAKER, Billy	1971-72	BAKER, Billy	1971-72	BAKER, Billy	1971-72
BAKER, H.G.	1912-13	BAKER, H.G.	1912-13	BAKER, H.G.	1912-13	BAKER, H.G.	1912-13
BAKER, Johnny	1960-61-62	BAKER, Johnny	1960-61-62	BAKER, Johnny	1960-61-62	BAKER, Johnny	1960-61-62
BAKER, Sam	1994-95-96-97	BAKER, Sam	1994-95-96-97	BAKER, Sam	1994-95-96-97	BAKER, Sam	1994-95-96-97
BALDWIN, Joel	2018	BALDWIN, Joel	2018	BALDWIN, Joel	2018	BALDWIN, Joel	2018
BALL, Hilton	1962-63-64	BALL, Hilton	1962-63-64	BALL, Hilton	1962-63-64	BALL, Hilton	1962-63-64



C																																																																																																																																																																																																																																																																																																																																																																																																																																																																																																																																																																																																																																																																																																																																																																																																																																																																																																																																																																																																																																																																																																																																																																																																																																																																																	
---	--	--	--	--	--	--	--	--	--	--	--	--	--	--	--	--	--	--	--	--	--	--	--	--	--	--	--	--	--	--	--	--	--	--	--	--	--	--	--	--	--	--	--	--	--	--	--	--	--	--	--	--	--	--	--	--	--	--	--	--	--	--	--	--	--	--	--	--	--	--	--	--	--	--	--	--	--	--	--	--	--	--	--	--	--	--	--	--	--	--	--	--	--	--	--	--	--	--	--	--	--	--	--	--	--	--	--	--	--	--	--	--	--	--	--	--	--	--	--	--	--	--	--	--	--	--	--	--	--	--	--	--	--	--	--	--	--	--	--	--	--	--	--	--	--	--	--	--	--	--	--	--	--	--	--	--	--	--	--	--	--	--	--	--	--	--	--	--	--	--	--	--	--	--	--	--	--	--	--	--	--	--	--	--	--	--	--	--	--	--	--	--	--	--	--	--	--	--	--	--	--	--	--	--	--	--	--	--	--	--	--	--	--	--	--	--	--	--	--	--	--	--	--	--	--	--	--	--	--	--	--	--	--	--	--	--	--	--	--	--	--	--	--	--	--	--	--	--	--	--	--	--	--	--	--	--	--	--	--	--	--	--	--	--	--	--	--	--	--	--	--	--	--	--	--	--	--	--	--	--	--	--	--	--	--	--	--	--	--	--	--	--	--	--	--	--	--	--	--	--	--	--	--	--	--	--	--	--	--	--	--	--	--	--	--	--	--	--	--	--	--	--	--	--	--	--	--	--	--	--	--	--	--	--	--	--	--	--	--	--	--	--	--	--	--	--	--	--	--	--	--	--	--	--	--	--	--	--	--	--	--	--	--	--	--	--	--	--	--	--	--	--	--	--	--	--	--	--	--	--	--	--	--	--	--	--	--	--	--	--	--	--	--	--	--	--	--	--	--	--	--	--	--	--	--	--	--	--	--	--	--	--	--	--	--	--	--	--	--	--	--	--	--	--	--	--	--	--	--	--	--	--	--	--	--	--	--	--	--	--	--	--	--	--	--	--	--	--	--	--	--	--	--	--	--	--	--	--	--	--	--	--	--	--	--	--	--	--	--	--	--	--	--	--	--	--	--	--	--	--	--	--	--	--	--	--	--	--	--	--	--	--	--	--	--	--	--	--	--	--	--	--	--	--	--	--	--	--	--	--	--	--	--	--	--	--	--	--	--	--	--	--	--	--	--	--	--	--	--	--	--	--	--	--	--	--	--	--	--	--	--	--	--	--	--	--	--	--	--	--	--	--	--	--	--	--	--	--	--	--	--	--	--	--	--	--	--	--	--	--	--	--	--	--	--	--	--	--	--	--	--	--	--	--	--	--	--	--	--	--	--	--	--	--	--	--	--	--	--	--	--	--	--	--	--	--	--	--	--	--	--	--	--	--	--	--	--	--	--	--	--	--	--	--	--	--	--	--	--	--	--	--	--	--	--	--	--	--	--	--	--	--	--	--	--	--	--	--	--	--	--	--	--	--	--	--	--	--	--	--	--	--	--	--	--	--	--	--	--	--	--	--	--	--	--	--	--	--	--	--	--	--	--	--	--	--	--	--	--	--	--	--	--	--	--	--	--	--	--	--	--	--	--	--	--	--	--	--	--	--	--	--	--	--	--	--	--	--	--	--	--	--	--	--	--	--	--	--	--	--	--	--	--	--	--	--	--	--	--	--	--	--	--	--	--	--	--	--	--	--	--	--	--	--	--	--	--	--	--	--	--	--	--	--	--	--	--	--	--	--	--	--	--	--	--	--	--	--	--	--	--	--	--	--	--	--	--	--	--	--	--	--	--	--	--	--	--	--	--	--	--	--	--	--	--	--	--	--	--	--	--	--	--	--	--	--	--	--	--	--	--	--	--	--	--	--	--	--	--	--	--	--	--	--	--	--	--	--	--	--	--	--	--	--	--	--	--	--	--	--	--	--	--	--	--	--	--	--	--	--	--	--	--	--	--	--	--	--	--	--	--	--	--	--	--	--	--	--	--	--	--	--	--	--	--	--	--	--	--	--	--	--	--	--	--	--	--	--	--	--	--	--	--	--	--	--	--	--	--	--	--	--	--	--	--	--	--	--	--	--	--	--	--	--	--	--	--	--	--	--	--	--	--	--	--	--	--	--	--	--	--	--	--	--	--	--	--	--	--	--	--	--	--	--	--	--	--	--	--	--	--	--	--	--	--	--	--	--	--	--	--	--	--	--	--	--	--	--	--	--	--	--	--	--	--	--	--	--	--	--	--	--	--	--	--	--	--	--	--	--	--	--	--	--	--	--	--	--	--	--	--	--	--	--	--	--	--	--	--	--	--	--	--	--	--	--	--	--	--	--	--	--	--	--	--	--	--	--	--	--	--	--	--	--	--	--	--	--	--	--	--	--	--	--	--	--	--	--	--	--	--	--	--	--	--	--	--	--	--	--	--	--	--	--	--	--	--	--	--	--	--	--	--	--	--	--	--	--	--	--	--	--	--	--	--	--	--	--	--	--	--	--	--	--	--	--	--	--	--	--	--	--	--	--	--	--	--	--	--	--	--	--	--	--	--	--	--	--	--	--	--	--	--	--	--	--	--	--	--	--	--	--	--	--	--	--	--	--	--	--	--	--	--	--	--	--	--	--	--	--	--	--	--	--	--	--	--	--	--	--	--	--	--	--	--	--	--	--	--	--	--	--	--	--	--	--	--	--	--	--	--	--	--	--	--	--	--	--	--	--	--	--	--	--	--	--	--	--	--	--	--	--	--	--	--	--	--	--	--	--	--	--	--	--	--	--	--	--	--	--	--	--	--

**E**

EARLS, Conley	1994-95-96-97
EAST, F.J.	1917-19
EASTERWOOD, Jeff	1988-89-90
EASTERWOOD, Hal	1952-53-54
EATON, Mike	1969-70-71
EDWARDS, Al Rickey	1980-81-82-83
EDWARDS, Don	1963-64
EDWARDS, Don	1977-78-79-80
EDWARDS, Joe	1969-70-71
EDWARDS, L.D.	1936-37
EDWARDS, Matt	1977-78-79-80
EDWARDS, Mike	1975-76-77-78
EDWARDS, Trenell	1988-89-90-91
EGAN, Brian	2011
EIDSON, Jim	1974-75
<b>EILAND, Greg</b>	<b>2017-18</b>
ELLARD, Andrew	2008-09
ELLARD, Head	1910-11-12-14
ELLIOTT, Robert	2008-09-10-11
ELLIS, Alton	1966
ELLIS, David	1977-78-79-80
ELLIS, Glenn	1971-72
ELLIS, Henry	1995-96
ELLIS, R.J.	1938
ELROD, Buddy	1938-39-40
ENGLEHARDT, Kevin	1986-87-88
ENIS, Bill	1972
EPPS, Tommy	1965
ESTAY, Joe	1982-83-84
EUELL, Bernard	1992-93-94-95
EULLS, Kaleb	2011-12-13-14
EUSTIS, W.B.	1913
EVANS, Charles	1953-54
EVANS, Deontay	2013-14-15
EVANS, Ed	1950-51
EVANS, Lawrence	1980-81-82
EVANS, Marcus	2005-06
EVANS, Michael	2005
EVANS, Quay	2012
EVANS, Willie	2002-03-04-05
EVERETT, Johnny	1976
EVERETT, Ronnie	1973-74
EWING, Pat	1987-88
EZEKWE, Ifem	2000

**F**

FAIR, David	1987-88-90
FAIR, Michael	1997-98-99-2000
FAIRCHILD, Kenric	1998-99-2000-01
FAIRCHILD, Ollie	1951-52
FANT, Kevin	2000-01-02-03
FATHEREE, George	1933-34-35
FAULKNER, Bill	1957
FAVORS, Greg	1994-95-96-97
FELD, Aaron	2007-08-09-10
FELKER, Rocky	1972-73-74
FERGUSON, L.H.	1908
FERGUSON, Sean	2008-09-10-11
FERRILL, Tommy	2000-01-02-03
FESMIRE, Rob	1978-79-80-81
FIEDOR, Rudy	1950
FIELDS, Ronald	2001-02-03-04
FIKES, B.B.	1919
FIRLE, Chris	1988-89-90-91
FISHER, Sonny	1961-62-63
FITZGERALD, John	1984-85
FITZGERALD, Nick	2015-16-17-18
FITZGERALD, Robert	1974
FITZHUGH, Keith	2005-06-07-08

FLEMING, Bobby	1959-60-61
FLEMMING, Steve	1976-78-79
FLETCHER, Jack	1938
FLOWERS, Kent	2014
FLOWERS, Walter	1956-59-60
FLOYD, Cameron	1994-95-96-97
FLOYD, Douglas B.	1944-45
FOLLIARD, Tom	1964
FORD, Lee	1989-90-91-92
FORD, Robert	1940
FORD, Ryon	1988-89-90
FORD, W.	1918
FORTUNATO, Joe	1950-51-52
FOSTER, Tim	1992
FOUNTAIN, George	1944
FOUNTAIN, Greg	1972-73
FOUNTAIN, J.B.	1926-27
FOX, Carl	1895-96
FRANCE, Hal	1944-45
FRANK, Garry	1984-85-86-87
FREEMAN, Phillip	2009-10
FREEMAN, Steve	1972-73-74
FREEMAN, Ty	2003-04
FRENCH, William	1984-85-86
FRIDAY, Larry	1978-79-80
FRIDRICH, Ray	1938
FROHM, Martin	1941-42
FUGLER, C.S.	1903
FULLER, Eric	2003-04
FULTON, Billy	1954-55-56
FULTON, G.R.	1923-24-25
FULTON, Tom	1951-52-53
FURLOW, Charlie	1960-61-62
FURLOW, W.L.	1934
FURMAN, Harry B.	1907-08

**G**

GADDY, T.L.	1913-14-15-16
GALEY, Gene	1949-50
GALLOWAY, Ernie	1955-56
GALLOWAY, Tay	1990-91-92
GAMBRELL, Andrew	2005
GARDNER, Chris	1989-90-91-92
GARNER, Earnest	1996
GARRETT, W.D.	1944-45-46-47
GARRISON, E.	1908
GARRISON, Ernie	1955-56
GARRISON, Tommy	1965-66-67
GARVIN, Bobby	1960-61-62
GATCHELL, K.P.	1921-22-23-24
GATES, Michael	2005-06-07-08
GATLIN, Tommy	1972-73
GATLING, Emmanuel	2008-09-10
GAULT, Bill	1978-80
<b>GAY, Willie Jr.</b>	<b>2017-18</b>
GAYDEN, W.P.	1895
GEE, Raymond	1995-96
GELATKA, Chuck	1934-35-36
GEOGEHAN, R.E.	1926-27-28
GEORGE, Ricky	1980-81-82-83
GHOLAR, Michael	2002
GIBBS, Darrell	1988-89
GIBBS, Gene	1961-62
GIBSON, Arleye	1990-91-92-93
GIBSON, James	1991-92-93
<b>GIBSON, Nick</b>	<b>2016-17-18</b>
GIBSON, Rod	1998-99
GILBERT, C.F.	1909
GILLELAND, R.V.	1911-12
GILLESPIE, J.F.	1906

GILLIARD, Larry	1974-75-76-77
GILLIKIN, Jerry	1980-81
GILMORE, Tyriss	1994-95
GLANTON, De'mon	2005-06-07-08
GLASGOW, Bill	1952-53-54
GLEASON, Gary	1986
GOLDBERG, Scott	2001
GOLLIDAY, Toby	1999-2000
GOMILA, Larry	1976
GOODE, Tom	1958-59-60
GOODE, Tom Jr.	1986-87
<b>GOODMAN, Scott</b>	<b>2018</b>
GOODSON, Buzz	1979
GOOLSBY, Shag	1937-38-39
GORDON, Reed	2011
GORKE, Bob	1947
GOSSETT, Bobby	1967-68-69
GOUGH, Byron	1948
GOUSSET, P.G.	1929-30-31
GRACE, J.R.	1901-02-03
GRACE, John	1942-46-47
GRACE, Roman	1978-79-80-81
GRAHAM, Jamil	1996
GRAHAM, Jamoral	2014-15-16
GRAHAM, S.G.	1905-06
GRANDFIELD, Charlie	2012
GRANGER, Hoyle	1963-64-65
GRANT, Barris	1999
GRANT, John	1990
GRANT, Lahitia	1995-96-97-98
GRANT, R.P.	1907
GRAVES, Westin	2015-16
GRAY, Donald	2015-16-17
GRAY, J.T.	2014-15-16-17
GRAY, Malcolm	1934-36
GRAY, Ronnie	1967-69
GRAY, W.G.	1934-37-38
GREEN, Ermon	1981-82-83-84-85
<b>GREEN, Farrod</b>	<b>2016-17-18</b>
GREEN, Gerri	2015-16-17-18
GREEN, Hal	1960-61
GREEN, J.S.	1925
GREEN, Marcus	2008-09-11-12
GREEN, N.E.	1901-02-03-04
GREEN, Purvie	1991
GREEN, Ronnie	1984
GREENE, Lonnie	1976-77-78-79
GREENLEE, Larry	1971-72-73
GREER, Nakia	1994-95-96-97
GREGORY, Paul	1927
GRIER, James	1994-95-96-97
GRIFFIN, Adrian	2003-05
GRIFFIN, J.B.	1938-40
GRIFFIN, Nick	2011-12-13-14
GRIFFIN, Randy	1976-77-79
GRIFFITH, Julius	2000-01
GRIFFITH, Justin	1999-2000-01-02
GRIFFITH, Slovakia	2001-02-03-04
GRINDLE, Terrell	1999-2000-01-02
GROSSCUP, Chad	1988-91
GROVE, Harold	1939-40-41
GRUBBS, Lewis	1970-71-72
<b>GUIDRY, Landon</b>	<b>2018</b>
<b>GUIDRY, Stephen</b>	<b>2018</b>
GUILLORY, Loyd	1974-75
GULLEY, P.L.	1904-05
GUMINA, Scott	1991-92-93-94
GURLEY, Robert	2008
GUSSIO, Johnny	1984-85-86
GUTTUSO, Mike	1984-85
GUYTON, T.	1910
GWIN, Jan	1970

**H**

HADDIX, Michael	1979-80-81-82
HADLEY, F.A.	1910
HADLEY, Fred	1984-86-87-88
HADLEY, Terry	1986
HAGGAN, Mario	1999-2000-01-02
HALBERT, Molly	1955-56-57
HALEY, J.L.	1932-33-34
HALL, Jack	1970-71-72
HALLER, Bob	1966
HAMBRICK, Jake	2000
HAMILTON, J.D.	2006-07
HAMILTON, J.R.	1915
HAMPTON, Bubba	1964-65-66
HANDLEY, Jim	1961
HANNIBAL, Avery	2004-05-06-07
HANRAHAN, Patrick	2009-10
HARBIN, Frank	1982-83-84
HARDISON, Bob	1935-36-37
HARDY, Templeton	2010-11-12
HARGRO, Antonio	2001-02-03
HARMON, Clarence	1975-76
HARWICH, Buddy	1967-68-69
HARNESS, Jim	1954-55
HARPER, Mike	1984-85-86
HARPER, Ronald	1978
HARRIS, Amos	1942-45-46
HARRIS, Andre	1985-86
HARRIS, Dezmond	2014-15-16-17
HARRIS, F.D.	1901-02
HARRIS, Grant	2017-18
HARRIS, J.C.	1928-29
HARRIS, Jerry	1971
HARRIS, John	2014
HARRIS, Johnnie	1993-94
HARRIS, Tony	1990-91
HARRIS, Walt	1992-93-94-95
HARRIS, Wayne	1979-80-81-82
HARRIS, Willie	1990-91-92
HARRISON, Calvin	1966-67-68
HARRISON, Corvell	2012-13
HARRISON, Granville	1938-39-40
HARRISON, Ralph	1938
HART, Brandon	2005-06-07-08
HART, Joe	1969-70
HARTLEIN, Alan	1976-77-78-79
HARTNESS, R.A.	1925-26-27
HARVEY, L.B.	1901
HASTINGS, Gil	1955
HATCHER, B.F.	1918
HATCHER, John	1998
HAWKINS, C.W.	1935-36-37
HAWKINS, Melvin	1988-92
HAYES, Melvin	1992-93-94
HAYES, Ralph	1976
HAYNES, M.W.	1933
HAZELWOOD, Brian	1995-96-97-98
HAZZARD, Brandon	1993
HEARD, David	2003-04-05-06
HEARD, Michael	2003-04-05-06
HEARNE, Bun	1908
HEAVENS, Brandon	2009-10-11-12
HEFLIN, Duval	1948-49-50
HEIDELBERG, G.C.	1896
HEIDENREICH, Jon	1988
HEMPHILL, Sylvester	2009-10-11-12
HENDERSHOT, Mike	1986-87-88-89
HENDERSON, Brandon	2008-09-10
HENDERSON, N.C.	1925
HENDERSON, Omar	1995-97-99



HENIG, Michael	2005-06-07	HUGHES, John	1941-42	JEFFERSON, A.J.	2013-14-15-16	JORDAN, Todd	1989-91-92-93
HENLEY, R.N.	1917-18-19-21	HUGHES, T.G.	1902	JEFFERSON, Billy	1938-39-40	JOSEPH, Donald	1951-53
HENRY, Kevin	1990-91-92	HUGHES, Vernon	1944-46	JEFFREY, Bob	1948-49-50	JOSEPH, Keith	1989-90-91-92
HENSON, J.C.	1933-34-35	HULL, Harvey	1973-74-75-76	JEFFREY, R.H.	1945	JOSEPH, Norman	1975-76
HERRERA, Dio	2005	HULL, Kent	1979-80-81-82	JENKINS, Anthony	1978-79	JOY, Buzz	1969
HERRING, Gay	1947-48	HULL, Maury	1983	JENKINS, Craig	2006-07-08-09	JUDGE, Joe	2002-03-04
HERRINGTON, Bob	1930-31-33	HULL, W.A.	1906	JENKINS, Elgton	2015-16-17-18	JUNG, Traver	2016-17
HERRINGTON, Ken	1962	HUMPHRIES, C.D.	1905	JENKINS, Jimmy	1960-61-62	JUNKIN, Bobby	1980-81-82
HESTER, C.F.	1902-03	HUMPHRIES, Keon	2005-06-07	JENKINS, Justin	2000-01-02-03		
HICKS, Robert	1994-95-96-97	HUNT, Mike	2010	JENNINGS, Joe	1967-68-69	<b>K</b>	
HIGGINS, Glenn	1965-66	HUNT, Purvis	1993-94	JENNINGS, John	1995-96-97	KAPP, Athony	1997-98
HIGH, Terry	1988-89-91	HUNTER, Paul	1996-97-98-99	JENNINGS, Morley	1910-11	KATUSA, John	1951-52-53
HIGHT, Fred	1935-36-37	HUNTINGTON, Larry	1999-2000	<b>JENNINGS, R.J.</b>	<b>2018</b>	KELLY, David	1959-60-61
HILDEBRAND, Bill	1944-45-46	HURDLE, Bud	1988	JEWELL, Rob	1992	KELLY, M.E.	1917-18
HILL, Billy	1959-60-61	HURLEY, Drake	1984-85	JILES, Cedric	2013-15-16	KELLY, Reginald	1995-96-97-98
HILL, Brandon	2011-12-13-14	HURST, F.J.	1913-14	JOHNSON, Anthony	2006-07	KELLY, Tommy	2001-02-03
HILL, Demetrius	1989-90	HURST, J.I.	1917	JOHNSON, Antonio	2005-06	KENNAN, Robert	1934-35-36
HILL, Jonathan	2004-05-06	HURST, Nelson	2008	JOHNSON, Chris	1992-93-94	KENNEDY, Buck	1958-59-60
<b>HILL, Kylin</b>	<b>2017-18</b>	HUSBAND, Jason	2004-05-06-07	JOHNSON, Dennis	1974-75-76-77	KENNEYBREW, Darrell	1985-87-88
HILLIARD, John	1995-97-98-99	HUTCHERSON, Darriion	2014-15	JOHNSON, Harvey	1938-39-40	KERBY, E.M.	1944-45
HILLMAN, Grant	1997	HUTCHINS, Carl	1999-2000-01-02	JOHNSON, Jamaal	2004-05	KERN, Kenny	2003-04
HINE, C.R.	1934	HUTCHINS, Heath	2009-10	JOHNSON, James "J.J."	1997-98	KEY, Sidney	1973-74-75
HITT, Mark	1975-76-77	HUTCHINSON, Willie	1994	JOHNSON, Jeramie	2003-04-05-06	KEYS, Bert	1997-98
HODGES, Dave	1958	HUTSON, Brian	1984-85-86	JOHNSON, Jerry	1972	KEYS, Richard	1973-74-75-76
HODGES, Price	1963-64	HUTSON, Frank	1960-61	JOHNSON, Jocquell	2016	KEYS, Tyrone	1977-78-79-80
HOELSCHER, Bob	1954	HUTTO, Randy	1960-61-62	JOHNSON, Justin	2015-16-17-18	KHABEER, Johnathan	1995
HOGAN, Dan	1980-83	HYDRICK, Joey	2000	JOHNSON, Kenneth	1980-81-82-83	<b>KILBY-LANE, Sh'mar</b>	<b>2018</b>
HOGGATT, Eric	1969-70-71	HYMEL, Calvin	1973-74-75	JOHNSON, Kenny	1976-77-78-79	KIMBALL, Hunter	1911-12-14
HOLDER, Barry	1972			JOHNSON, M.E.	1946-47-48	KIMBROUGH, Bob	1970-71
HOLLEY, Dylan	2012-13			JOHNSON, Malcolm	2011-12-13-14	KING, Billy	1955-56
HOLLIMAN, Joel	1969-70-71	<b>I</b>		JOHNSON, Robert	2011-12-13-14	KING, Chick	1970-71
HOLLINGSHEAD, Lev.	1953-54-55	INMAN, Tommy	1962-63-64	JOHNSON, Steve	1979-80-81-82	KING, Dewayne	1986-87-88-89
HOLLINGSWORTH, Tom	1991-92	IRBY, Ken	1957-58	JOHNSON, Terrell	2008	KING, Donald Ray	1978-79-80-81
HOLLOWAY, Brandon	2013-14-15-16	IRBY, Peyton	1966	JOHNSON, W.C.	1983-84-85	KINGREY, Ken	1974
HOLLOWAY, James	1993-94	IRVIN-SILLS, Jahmere	2014	JOHNSON, William	1984-85	KINNEY, H.C.	1913-14
HOLLOWAY, W.A.	1895	ISAAC, Robert	1994-95-96-97	JOHNSTON, Bob	1964	KIRKLAND, Ronny	1962-63
HOLLY, Keith	1972	IVY, Harry	1967	JOHNSTON, Ty	1986-87-88	KIRKLAND, Todd	1981-82-83-84
HOLMES, Christian	2011-12-13-14	<b>J</b>		JOINER, Adam	1999	KISER, Bill	1965-66-67
HOLMES, Jimmie	2007-08	JACK, Gregory	2002	JONES, Adam	1988	KIZER, J.G.	1917
HOLT, Bill	1974	JACK, Jeremy	2004-05	JONES, Blake	2000-01-02-03	KLICKER, Albert	1948
HOOKER, Lenard	1987	JACKSON, A.C.	1937	JONES, Bobby	1963-64	KLINDWORTH, M.E.	1919-20
HOOVER, Dan	1993-94-95-96	JACKSON, Billy	1980-81-82-83	JONES, Chris	2013-14-15	KNIGHT, Bill	1988-89
HOPPER, R.C.	1924-25	JACKSON, Cookie	1980-81-82-83	JONES, Chris	1992-93-94-95	KNIGHT, Bobby	1966
HOPPER, R.E.	1924-25	JACKSON, Gabe	2010-11-12-13	JONES, Darnell	2001-02-03-04	KNIGHT, C.A.	1908
HORNBACK Eddie	1982-83	JACKSON, Gerald	1975-76-77-78	JONES, Devin	2009-10-11-12	KNIGHT, Danny	1980-81-82-83
HORNE, Hillery	1941-42-44	JACKSON, Heath	1986-87-88-89	<b>JONES, Donte</b>	<b>2017-18</b>	KNIGHT, Kelvin	1990-91-92-93
HORNE, Leslie	1930-32	JACKSON, I.M.	1914-15	JONES, E.B.	1925-26	KNIGHT, Rob	1996-97-99-2000
HORNE, Nathan	1987	<b>JACKSON, James</b>	<b>2018</b>	JONES, E.R.	1909	KNOTTIS, Kenneth	1995-96
HORTON, Brad	2003-04-05	JACKSON, Jerry	1966-67-68	JONES, H.T.	1914-15	KOLKA, Kevin	1991
HORTON, G.C.	1917	JACKSON, Jesse	2015-16-17-18	JONES, H.W.	1939-40-41	KOONTZ, Henry	1980-81-82-83
HOSKINS, Eric	2007-08	JACKSON, Joshua	2008	JONES, I.L.	1901-02	KOTOWSKI, Tony	1950-51
HOUGH, P.M.	1918-19-20-21	JACKSON, Kamau	2001-02-03	JONES, James	1976-77-78-79	KOWALSKI, Anthony	1941-42
HOUSE, Avery	2003-05	JACKSON, Keith	1977-78-79	JONES, Jamie	2008-09-10-11	KYLES, Jarvis	2007-08
HOUSTON, P.D.	1921	JACKSON, Kirby	1983-84-85-86	JONES, Jay	1987		
HOWARD, Anse	1941-42-46	JACKSON, Nathan	2000-01-02	JONES, Jeremy	1995-96-97-98	<b>L</b>	
HOWARD, Billy	1944-45	JACKSON, Torrence	1994	JONES, Jeremy	2007	LACOSTE, Paul	1993-94-95-96
HOWARD, J.R.	1896	JACKSON, Willie	1977-78-79-80	<b>JONES, Kendall</b>	<b>2017-18</b>	LAIRD, R.F.	1924
HOWELL, Stanley	1976-77-78-79	JACKSON, Zach	2012-13-14-15	JONES, Kenzaki	1996-97-98-99	LAMBERT, Gary	1980-81-82-83
HOWIE, Jeff	2010	JACOBS, E.H.	1921	<b>JONES, Kobe</b>	<b>2017-18</b>	LAMM, Art	1978
HOWIE, R.M.	1901	JAMES, Greg	1986-87	JONES, L.I.	1922	LANCASTER, Bill	1969-71
HOYETT, Braxton	2016-17-18	JAMES, Jesse	1991-92-93-94	JONES, Murphy	1932-33-34	LANCASTER, Brian	1992
HUBBARD, J.L.	1922-23	JAMES, John	1989-90-91-92	JONES, P.J.	2011-12-13-14	LANE, D.H.	1918-23
HUDGINS, Ed	1965-66-67	JAMES, Leon	1991	JONES, Rodney	1975-76	LANE, Jimbo	1963-64-65
HUDSON, Rodney	1992-94	JAMES, Mike	1993-94	JONES, Ronny	1970-71-72	<b>LANDREWS, Jaquarius</b>	<b>2018</b>
HUFF, J.H.	1919-20	JAMES, Nick	2012-14-15-16	JONES, W.W.	1946-47	LANGSTON, Maurice	2009-10
HUGHES, Chris	2010-11-12	JAMES, Tony	1989-90-91-92	JONES, Wayne	1971-72-73	LARSEN, Bootsie	1963-64-65
HUGHES, Jamon	2006-07	JANOUS, Frank	1960	JORDAN, Byron	1989-90-91-92	LATHAM, Sam	1956-57
HUGHES, Jay	1969-71	<b>JASON, Devonta</b>	<b>2018</b>	JORDAN, Chuck	1969-70-71	LATHAM, Sam	2010
HUGHES, Jay	2011-12-14	JAYNE, J.M.	1895-96	JORDAN, Jack	1973	LATHRAM, M.W.	1936-37
HUGHES, Jesse	1941-42-46-47	JEFFCOAT, Jeff	1990	JORDAN, Kinney	1975-76	LATTIMER, W.H.	1904





LAWRENCE, Addison	2008-09-10-11	MAHONEY, J.C.	1901	McGEORGE, Hal	1904-05-06-07	MITCHELL, Charles	2008-09-10-11
LAWRENCE, Cameron	2009-10-11-12	MAIER, Chuck	1976-77-78-79	McGILL, Izell	1994-95-96-97	MITCHELL, David	1976-77
LAWRENCE, Mike	1973-74-76-77	MALE, John	1971	McGLASKER, Darryl	1974-75-76-77	MITCHELL, E.F.	1926
LAWSON, Eric	2011	MALLORY, R.	1918	McGOWAN, W.G.	1920-21-22	<b>MITCHELL, Osirus</b>	<b>2017-18</b>
LEASY, Wesley	1991-92-93-94	MALONE, Danny	1973-74-75	McGRAW, Dick	1965-66-67	MITCHELL, T.A.	1895-96
LEE, Bill	1973-74-75-77	MALONE, Justin	2012-14-15	McGRAW, F.A.	1901	MIXON, Keith	2016-17-18
LEE, Courtney	2000-01	MANGUM, Wayne	1956-57-58	McGUIRE, Bill	1963-64	MIZE, William	1930
LEE, Donald	1999-2000-01-02	MANLEY, Jack	1951	McINGVALE, George	1942-45	MOAK, Johnny	1935-36-37
LEE, Dontavian	2015-16-17-18	MANN, Brandon	1993-94	McINNIS, D.C.	1920	MOATES, Jennings	1941-42-46
LEE, S.B.	1910	MAPP, Marcus	1937	McINNIS, E.C.	1905-06-07-08	MOHLER, Robert	1950
LEE, Tyson	2008-09	MARBLE, John	1930	McINTOSH, Mark	1977-78	MOLDEN, Bobby	1975-76-77-78
LEGGETT, Jerry	1985-86	MARCUS, Adrian	2010-11-12	McINTOSH, P.K.	1905	MOLLERE, L.A.	1934-35-36
LEIKAM, Ken	1982-83	MARKET, Kendrick	2012-13-14-15	McKAY, J.V.	1895	MONAGHAN, Mike	1973
LENOIR, R.L.	1929-30	MARLER, Dave	1977-78	McKEE, John	1952-53	MONROE, Henry	1976-77-78
LEONARD, R.L.	1917	MARLIN, John-Michael	2000-01-03	McKELPHIN, Marvell	1984-86-86	MONROE, Willie	1976-77-78
LEWIS, Chester	1995	MARSH, Tate	1969-70	McKENNA, R.J.	1982-83-84-85	MONROE, Willie	1985-86
LEWIS, D.D.	1965-66-67	MARTIN, Darren	1985-86-87-88	McKENZIE, Duncan	1974-75-76-77	MONTGOMERY, H.C.	1895
LEWIS, H.R.	1926-27-28	MARTIN, Jason	1984	McKINLEY, Alvin	1998-99	MONTGOMERY, J.F.	1906
LEWIS, Howard	1973-74-75	MARTIN, N.S.	1915-16	McKINLEY, Dennis	1995-96-97-98	MONTGOMERY, Mi.	1990-91-92-93
LEWIS, Jameon	2011-12-13-14	MARTIN, Rusty	1977-78-79-80	McKINNEY, Benardrick	2012-13-14	MOODY, Jimmy	1965
<b>LEWIS, Leo</b>	<b>2016-17-18</b>	MASON, Ryan	2007	McKINZIE, W.M.	1920-23	MOON, Bill	1963
LEWIS, W.I.	1929	MASSEY, Alan	1977-78-79-80	McKISSACK, Clovis	1954	MOON, Harrison	2016-17
LEWY, H.E.	1913	MATTHEWS, Miller	1928-29-30	McLAURIN, Jerome	1986	MOONEY, Paul	1996-97-98-99
LIGER, Eugene	1999-2001	MATTHEWS, W.M.	1895	McLAURIN, Mark	2015-16-17-18	MOONEYHAM, David	2000
LIGHTSEY, Jim	1964-65	MATULICH, Wallace	1942-46-47	McMILLAN, John	2009-10	MOORE, Arnold	1938-39-40
LILLY, C.E.	1902	MAWHINNEY, T.J.	2001-02-03	McMULLAN, Stephen	1989	MOORE, Billy	1964-65
LINDSEY, Harold	1998-99-2000-01	MAXEY, Bill	1976-77-78	McMULLEN, A.H.	1923-24	MOORE, Craig	1997-98
LINDSEY, Michael	1993-94-95-96	MAXWELL, Jessie	1978	McNAIR, E.H.	1918	MOORE, Dana	1979-80-81-82
LINVILLE, Billy	1952	MAXWELL, William	1930-31-32	McNEIL, Chris	2002-03-04-05	MOORE, Darrell	1982-83-84-85
LIPSCOMB, Jimmy	1993-94-95-96	MAY, George	1977-78-79	McNEIL, Duane	1975-76	MOORE, Duaine	1965-66-67
LIPSCOMB, Lee	1990-91	MAYE, Brandon	2011	McPHAIL, Bill	1954	MOORE, John	1985-86-87-88-89
LITTLE, H.S.	1919-20-21	MAYFIELD, George	1948	McPHEE, Pernel	2009-10	MOORE, John O.	1944-47
LITTLE, Jason	1985-86-87	McADAMS, Blake	2005-06-07-08	McPHERSON, H.A.	1911	MOORE, Ronnie	1968-70
LITTLEJOHN, Anthony	2005-06-07-08	McALPIN, Jim	1969-70-71	McRAE, Brandon	2007-08-09	MORDECAI, Art	1983-84
LLOYD, Curtis	1959-60-61	McARTHUR, Harry	1912-13-14	McRAE, Matt	1997-98-99-2000	MORGAN, Bob	1980-81-82
LOCKHART, Otis	1978	McARTHUR, R.	1915-16	McRANEY, Will	1983	MORGAN, Brett	2002-03-04-05
LOGAN, J.E.	1952-56-57-58	McARTHUR, W.S.	1904	McREE, Alton	1976	<b>MORGAN, C.J.</b>	<b>2017-18</b>
LOGAN, Joel	1987-88-89-90	McBRIDE, B.A.	1917	McWILLIAMS, L.M.	1920	MORGAN, Josh	1999-2000-01-02
LOIACANO, J.E.	1962-63	McBRIDE, Jim	1962	McWILLIAMS, Tom	1944-46-47-48	MORGAN, Rob	1996-97-98-99
LONG, Juan	1990-91-92-93	McCABE, J.H.	1927	McWILLIAMS, W.K.	1916-17	MORGAN, Tarus	2002
LONG, Lance	2005-06-07	McCAIN, W.C.	1942-46	MEEK, Omri	1994	MORGAN, William Earl	1955-56-57
LONG, R.I.	1918	McCALL, Byron	1991-92-93-94	MEEKS, J.H.	1924-25-26	MORGANTI, Fred	1944-45-47
LOONEY, D.J.	2008-09-10-11	McCANN, Henry	1993-94-95-96	MEIGS, Ralph	1935-36-37	MORRELL, Al	1967-68
LOTT, Bubba	1973	McCARDELL, Shane	2009-10-11-12	MELICHAIR, Mark	2007-08-09-10	MORRELL, Tommy	1990-91-92-93
LOTT, S.A.	1933-34-35	McCASKEY, Terrence	1996-97-98-99	MELL, Eric	1982-83-84-85	MORRIS, Don	1952-53-54
LOVE, Jamerson	2011-12-13-14	McCLELLAND, S.F.	1895-96	MENAFEE, Cornell	1996-97-98-99	MORRIS, E.S.	1907-08
LOVE, Kelvin	1998-99	McCLUER, Donald	1913	MERIDETH, Charles	2001	MORRIS, Todd	1988-89-90
LOVE, Kyle	2006-07-08-09	McCOLLOUGH, Bernard	1987-88	MIDDLETON, Carl	1984-85-86	MORRIS, Tom	1952-53
LOW, R.H.	1921-22-23	McCOLLOUGH, Jim	1971	MIHALIC, Mike	1984-85-86	MORROW, Bill	1950
LOWE, Fred	1944-45	McCOLLOUGH, Larry	1972-73-74	MIKETINAS, Bobby	1941-42-46	MORROW, Grover	1933
LOWE, John	1983-84-85-86	McCORVEY, Jackie	1977-78-79	MILLER, Andy	1978-80-81-82	MORROW, Joe	2012-13-14-15
LOWE, Jonathan	2004-05	McCOY, Kyle	1990-91	MILLER, Cameron	1974-75	MORROW, Robert	1994
LUCKETT, J.E.	1922-23-24	McCOY, O.R.	1930-31	MILLER, Dizenzo	2018	MOTT, J.C.	1921-22
LUKE, Butch	1963	McCRACKEN, W.G.	1944	MILLER, Jimmy	1998-99-2000-01	MOULDS, Eric	1993-94-95
LUMPKIN, Aaron	2000-01-02-03	McCRANEY, Cortez	2007-08	MILLER, John	2005	MUNCHAUSEN, Louis	1937
LUNDIE, Orlando	1983-84-85	McCRARY, Fred	1991-92-93-94	MILLER, L.C.	1979-80-81-82	MUNIZ, Archie	2011-12-13-14
LUNDY, T.E.	1929-30-31	McCULLAND, John	1988	MILLER, Mike	1923-24	MUNSCH, Al	1953
LUSTER, Frankie	1990-91-92-93	McCULLEN, I.	1916	MILLER, Tom	1988	MURPH, Darwin	1981
LYNCH, T.R.	1922	McCULLOUGH, Colby	1993-94	MILLS, A.P.	1956-57	<b>MURPHY, Alec</b>	<b>2016-17-18</b>
LYNCH, Thayer	1937-38	McDOLLE, Mardye	1977-78-79-80	MILLS, E.E.	1910-11	MURPHY, Billy	1941-42-46
LYNN, Mark	2010	McDONALD, Mike	1980-81-82	MILNER, Sammy	1902-03	<b>MURPHY, Marcus</b>	<b>2018</b>
		McDOUGAL, Clarence	2003-04-05	MILNS, Tee	1968-69-70	MURRAY, Stan	1972-73-74
		McDOUGAL, Lloyd	1945	MILTON, Derrick	2002-03-04-05	MUSSELWHITE, W.B.	1936
		McDOWELL, G.R.	1938-39-40	MINK, Robby	2012-13	MYERS, Jerry	1985-86-88-89
		McELROY, Dick	1970-71-72	MINOR, Durward	1979-80	MYERS, W.J.	1922
		McELROY, Tom	1971	MINOR, Longstreet	1985-86-87-88	MYLES, Eddie	1987-88-89-90
		McELVEEN, M.	1927-28	MINOR, Marco	1906	MYLES, Gabe	2014-15-16-17
		McENANY, Mike	1979-80-81-82	MINYARD, B.I.	2000-01	MYLES, Jimmie	1991-92-93-94
		McGEE, Chauncey	1995-96	MINYARD, W.N.	1935	MYLES, Toby	1994-95
		McGEE, Keffer	1994-95-96	MITCHELL, Carsno	1920-21	MYRICK, Bo	1977-78
					1981-82-83	MYRICK, Gordon	1955-56

## M

## N



# LETTERWINNERS HISTORY

NABERS, Jim	1977-78
NABORS, Rocky	1987-88-89
NANCE, Bill	1960
NANCE, Chris	2007-08
NASH, Kahlil	2001-02
NASH, Marshall	1931
NATALE, Steve	1971
NEAL, Keith	1984-85-87-88
NEAVES, Robert	1958
NEILL, James	1965
NELSON, Aries	2003-04
NELSON, Bill	1966-67-68
NELSON, E.T.	1906
NELSON, G.B.	1907
NELSON, Jim	1969-70-71
NELSON, Tim	1996-97-98-99
NESMITH, Ed	1956-57
NEVILLE, Tom	1962-63-64
NEWSOM, Buddy	1968-69
NEWSOME, Frank	1952-53
NEWTON, Leslie	1964-65-66
NICHOLS, Jon	1964
NICHOLS, Sam	1973-74-75-76
NICHOLS, Tom	1981-82-83-84
NICKELS, Vic	1973-74
NIX, Gordon	1937
NIX, Jack	1937-38-39
NOBLE, C.R.	1912-13-14-15
NOBLE, L.W.	1921-22-23
NOBLE, P.A.	1927
NOBLES, Bennie	1945
NORWOOD, Jerious	2002-03-04-05
NUGENT, Dave	1965-66

## O

OAKES, N.C.	1917
O'CONNOR, Cliff	1948-49
ODEN, C.S.	1915
<b>ODOM, Aaron</b>	<b>2018</b>
ODOM, Jerry	1947
ODOM, Reggie	2009-10
OGDEN, Charles	1930-31-32
O'NEAL, Gabe	2004-05-06-07
O'QUINN, Jasper	2007-08
OSBOURNE, Ray	1959-60-61
OSWALT, J.A.	1916
OVERSTREET, Hugh	1903-04
OWENS, David	1949-50
OYEFESOBI, Michael	2001-02

## P

PACE, John	1949-50-51
PACKER, Steve	1982
PACKER, Walter	1973-74-75-76
PAGE, W.C.	1931-32-33
PAPA, Vic	1947-48
PAPPENHEIMER, William	1927-28-29
PARENTON, Tim	1980-81-82-83
PARKER, Brent	1981-82-83
PARKER, Clarence	2000-01
<b>PARKER, Dareuan</b>	<b>2017-18</b>
PARKER, Jackie	1952-53
PARKER, John	1988-89-90
PARKS, Tommy	1986-87-88-89
PARKS, W.J.	1944
PARVIN, David	1959
PATRICK, J.W.	1939-40-41
PATRICK, Mike	1972-73-74
PATRIDGE, Jim	1969-71
PATTEN, T.W.	1915-16

PATTERSON, Bob	1940-41-42
PATTERSON, R.B.	1946-47-48
PATTERSON, W.C.	1941-42-46
PATTON, Jeff	1984-85-86-87
PATTY, R.P.	1924-25
PAUL, Albert	1960-62
PAYNE, Jimmy	1974
PAYNE, Preston	1970-71
PEACHER, Clay	1980-81-82-83
PEARSON, Aaron	1984-85
PEARSON, H.H.	1901
PEDERSON, Todd	1993
PEGUES, Derek	2005-06-07-08
PENDER, Rennie	1991-92-93
PEOPLES, Nate	1996-97
PEPPER, Fred	1976-77-78
PERKINS, Fred	1959-60-61
PERKINS, H.G.	1921-22-23
PERKINS, LaDarius	2010-11-12-13
PERRERE, Clyde	1955
PERRY, Frank	1917-18-19
PETERS, Jamal	2015-16-17-18
PETERS, Rodney	1984-86-87
PETERSON, Gil	1956-57-58
PETERSON, Glenn	1971
PETERSON, Shelby	1988
PETRO, Emile	1970-71-72
PETIT, Blake	2004
PEYTON, Raymond	1975-76-77-78
PHARES, Bob	1972
PHARES, Ken	1970-71-72
PHARR, Tommy	1967-68-69
PHILLIPS, Anwar	2006
PHILLIPS, Bob	1976
PHILLIPS, Bob	1987-89
PHILLIPS, F.M.	1929
PHILLIPS, Hank	1985-86-87-88
PHILLIPS, John	2011
PHILLIPS, Josiah	2016-17
<b>PHILLIPS, Tyre</b>	<b>2018</b>
PICKENS, W.H.	1926-27-28
PICKLE, Ike	1934-35-36
PILLOW, George	1932-33-34
PILLOW, Robert	1942-46
PILLOW, W.N.	1895
PILLOW, Watson	1971
PITTMAN, C.	1927-28-29
PITTMAN, Charles	1949-51
PITTMAN, Hilton	1966-67-68
PITTMAN, Jim	1947-48-49
PITTMAN, Oren	1935-36-37
PITTS, Walter	1976
PLUMMER, Bruce	1983-84-85-86
PLUMP, Greg	1991-92-93
POLK, S.T.	1909
POLLARD, H.T.	1907-08-09-10
POLOVINA, Pete	1950-51
POORE, Eric	1983-84-85
PORTER, Alonzo	1993-94
PORTER, Jay	1979
PORTER, Jerald	1974-75-76-77
POTEETE, Jim	1957-58
POTTER, F.E.	1912-13
POTTS, R.H.	1902
POWELL, Andrew	2003-04-05-06
POWERS, Floyd	1958-59-60
PRATHER, Pig	1998-99-2000-01
PREMONT, David	1977-78-79-80
PRENTISS, Kevin	1997-98
PRESCOTT, Bob	1919

PRESCOTT, Dak	2012-13-14-15
PRESSLEY, Bobby	1998-99
PRICE, Dave	1935-36-37
PRICE, Jerry	1979-80-81-82
PRICE, Orlie	1931-32
PRICE, R.N.	1938-39-40
PRICE, Steve	1979
PRICE, Stoney	1995-96-97
PRIESTER, Bill	1960-61
PRINCE, Carl	1981-82
PRINCE, Rodney	2007-10
PRINCE, William	1989-90-91-92
PROSSER, Will	2003-04-05-06
PRUITT, Dale	1988-89
PURNELL, Hawes	1932-33-34
PYRON, Shag	1949-50-51

## Q

QUILLIAN, Chris	1976-77-78
-----------------	------------

## R

RAINER, Fred	1975-76
RAINEY, Chris	1996-97-98-99
RAINEY, E.R.	1912-13-14-15
RANAGER, Tommy	1960-61-62
RANDLE, Milas	2000-01-02
RANKIN, Martinas	2016-17
RAY, E.G.	1940-41
RAY, Kelly	1990
RAY, Pete	1947-48
RAY, R.V.	1940-41-42
RAYFORD, Chris	2015-16-17-18
REAGH, I.C.	1934-35-36
REDDOCH, Bert	1934-35-36
REDMOND, James	2003
REDMOND, Will	2013-14-15
REED, C.R.	1965-66
REED, Harland	1964-65-66
REED, Joe	1969-70
REED, Joseph R.	1964-65
REES, Gavin	1974-75-76-77
REESE, Matt	1991
REESE, R.	1916
<b>REESE, Stewart</b>	<b>2017-18</b>
REID, Bo	1950-51-52
REID, Fred	2001-02-03-04
REID, W.D.	1905
RELF, Chris	2009-10-11
RENCHE, Varner	1985-86-87
REULE, P.A.	1912
RHEA, Rube	1971
RHOADES, Andy	1966-68
RHOADES, Glenn	1965-66-67
RHOADES, Ray	1948
RHOADES, S.W.	1909-10-11
RHOADES, Stan	1944-45
RHODEN, Marcus	1964-65-66
RIALS, Harold	1986
RICE, Carlton	2004-05-06
RICHARDSON, Derrick	1982-83-84
RICHARDSON, O.W.	1981-82
RICHMOND, W.L.	1932-33-34
RICKMAN, Jack	1973-74
RICKS, J.R.	1901
RICKS, W.B.	1926
RIDDELL, Josh	2007
RIDDLEY, Otis	2003
RILEY, Co-Eric	2007-08
RILEY, Mike	1988-89-90-91
<b>RIVERS, Chauncey</b>	<b>2018</b>

<b>RIVERS, Robert</b>	<b>2018</b>
ROBBINS, F.W.	1917
ROBERSON, Kendall	1996-97-98-2000
ROBERSON, Murphy	1951-52-53
ROBERTS, Kenny	1989-90-91-92
ROBERTSON, Bo	1980
ROBERTSON, Derrell	1988-89
ROBERTSON, Dwayne	2000-01
ROBERTSON, Joe	1952
ROBERTSON, Tony	1987-88-89-90
ROBINSON, Alvin	1983-84-85-86
ROBINSON, Calvin	1983-84-85-86
ROBINSON, Damien	2011-12-13-15
ROBINSON, Deljuan	2003-04-05-06
ROBINSON, Delmon	2008
ROBINSON, Don	1945-48-49
ROBINSON, Josh	2012-13-14
ROBINSON, Michael	1986-88
ROBINSON, Sleepy	1990-91-92
RODRIGUEZ, Wallace	1961-62
ROGERS, Casey	2005-06
ROGERS, Kenny	1973
ROGERS, Kenny	1982-83-84-85
ROGERS, Tim	1994-95
ROGERS, W.M.	1906
ROGERS, Will	2002-03-04
ROMANOFF, Alex	1970
ROSE, C.M.	1908
ROSE, W.C.	1909
ROSENBERG, Dick	1951
ROSETTI, Jerry	1965-66
ROSS, Fred	2013-14-15-16
ROSS, Jim	1954-55-56
ROYE, J.L.	1932
RUCKER, Bill	1966
RUCKER, Jack	1949-50
RUDD, E.I.	1909
RUFFIN, D.A.	1912-13
RUFFIN, R.	1913
RUFFIN, Red	1937-38
RUSCOE, Ben	1949-50
RUSCOE, Herb	1956-57
RUSH, Dereck	1996-97
RUSHING, Dennis	1971
RUSHING, J.B.	1958
RUSHING, Tom	1950-51
RUSS, Andy	1993-94-95-96
RUSSELL, Adam	1995
RUSSELL, Bo	1986-87-88-89
RUSSELL, C.E.	1918-19
RUSSELL, Freddy	1967-68-69
RUSSELL, J.G.	1904
RUSSELL, Tyler	2010-11-12-13
RUTLAND, Tray	2006
RUTLEDGE, J.F.	1896
RYE, Jerry	1979

## S

SAAB, Louis	1973-74
SABBATINI, Frank	1954-55-56
SADLER, Robert	1939
SAGET, Don	1965-66-67
SAIA, Joseph	1944-45
SAMUEL, Artimus	2013
SANDERS, Danny	1981-82-83-84
SANDERS, Harold	1934
SANDERS, Joey	2004-05-06
SANDERS, R.D.	1917
SANDERS, Ricco	2010-11
SANFORD, Carl	1963



SANGSTER, Jer.	1985-86-87-88	SLUDER, Kevin	1996-97-98-99	STONE, L.H.	1927-28-29	THOMPSON, W.L.	1896
SANTAGATA, Rich	1966	SMITH, Allan	1994-95-96-97	STONE, Willie	1933-34-35	THORNTON, Brandon	2005-06
SANTILLO, John	1952-53	SMITH, B.W.	1918	STOOTS, Steve	1970	THORNTON, Mack	1971
SARTIN, Bill	1990-91-92-93	SMITH, Brent	1993-94-95-96	STORY, Michael	2016-17-18	THORPE, H.D.	1941-42
SARTOR, Tony	1980-81-82	SMITH, Brent	2002-03	STOUT, Randy	1997	THORNTON, Clint	1991-92
SAULSBERRY, Quentin	2008-09-10-11	SMITH, Charles	1934-35	STOWERS, Curtis	2000-02-03	THREADGILL, Bruce	1975-76-77
SAUNDERS, H.A.	1934	SMITH, Charlie	1961	STOWERS, Curtis Hill	1978-79-80-81	THREADGILL, Tyler	2004-06-07
SAUNDERS, W.B.	1922	SMITH, Chris	2009-10-11-12	STOWERS, Rodney	1989-90	TODD, Reggie	2017
SAVLEY, T.S.	1908-09	SMITH, David	1968-69-70	STRAHAN, Tommy	1971-72-73	TOHILL, Billy	1959-60
SAXTON, Curtis	1942	SMITH, Don	1983-84-85-86	STRAUDER, Anthony	2005-06-07-08	TOPP, J.S.	1937-39
SCALES, Walter	1930-31	SMITH, Ed	1957-58-59	STREET, Mitchell	1978	TOUCHET, Jim	1972-73-74
SCAMARDO, Don	1981-82-83	SMITH, Edward	1997-98	STRICKLIN, Basil	1949-50-51	TOUPS, Bubba	1976
SCHAFFHAUSER, Gary	1977-79-80	SMITH, Emmitt	1998	STUART, C.E.	1924-25	TRACY, Shawn	1988
SCHEER, Stu	1966-67-68	SMITH, F.M.	1910	STUART, James	1945-46-47-48	TRAMMEL, Bubber	1956-57-58
SCHEIDER, Carl	1948	SMITH, Jamayel	2006-07-08	STUBBS, A.B.	1936	TRAPP, Joey	2011-12
<b>SCHEXNAYDER, Kody</b>	<b>2017-18</b>	SMITH, James	1973-74	STUVER, Vic	1952	TRAVIS, Lateef	1992-93
SCHOENROCK, Bill	1957-58-59	SMITH, Jondrea	2000	SUBER, Scott	1953-54-55	TRIBBLE, Bobby	1956-57-58
SCHWILL, Otto	1915-16	SMITH, Kenwayne	1995-96-97-98	SUDA, George	1953-54	TRIPSON, John	1938-39-40
SCOTT, Don	1915-16	SMITH, Milton	1986-87-88-89	SUDDUTH, Wilburn	1923	TROGDON, Mark	1975-76-77
SCOTT, Edward	1937	SMITH, Murray	1958	SUGGS, Walter	1958-59-60	TROTTER, H.M.	1902
SCOTT, McKinley	2002-03-04	SMITH, O.L.	1926-27	SUMMEROUR, A.R.	1928-29	TRUITT, Olanda	1992
SCOTT, Paul	1930	SMITH, Preston	2011-12-13-14	SUMMEROUR, John	1930-32	TRUSS, F.W.	1916
SEAL, Leo	1909-10	SMITH, Reggie	1987	SUMMERS, Anthony	2006	TUBBS, Darius	2000-01-02
SEAL, Leo Jr.	1947-48	SMITH, Robert	1985	SWAIN, Chris	2003-04	TUCKER, Donald	2000-01-02
SEARS, Corey	1994-95	SMITH, Scott	1982	SWEARENGEN, Larry	1962-63-64	TULLOH, John	1950-51
SENIOR, Justin	2013-14-15-16	SMITH, Tobias	2010-11-12	SWEAT, Montez	2017-18	TULLOS, Toxie	1938-39-40
SHAMBURGER, Charles	1939	SMITH, Truett	1946-47-48	SWEDENBURG, Baker	2011-12-13	TURNER, John	1937-38-39
SHAMBURGER, Sonny	1967	SMITH, Williams	1932-33-34	SWILLY, Billy	1938	TURNER, Melvin	1983
SHANKS, Don	1967-68	SMITH, Zach	2007-08-09-10	SWILP, John	1954-55	TURNER, Michael	2012
SHARPE, O.J.	1960	SMITHART, Terry	1968-69	SWOOPES, Demetrui	1986	TURNER, Nick	2002-03
SHAW, M.J.	1913-14-15-16	<b>SMITHERMAN, Maurice</b>	<b>2016-17-18</b>	SWOOPES, Pat	1982-83-84-85	TURNER, Tee	1978-81
SHAW, Robert	1960-61	SMOOT, Fred	1999-2000	<b>T</b>			
SHEFFIELD, Lanny	1971	SNYDER, Dannie	2001	TAIT, Art	1947-48-49-50	TUTOR, Elmer	1930-31-32
SHEGOG, Andri	1984-85	SOBIESK, Evan	2013-14	TAIT, Jim	1955-56	TYLER, Breck	1977-78
SHELL, Tony	1988-89-90	SOILEAU, Joe	1976-77-78	TAITE, Derrick	1993-94-95-96	<b>U</b>	
SHELTON, Ben	2006-07	SOSEBEE, Major	2009	TANKSLEY, Perry	1976-77	UNDERWOOD, Eric	1987-88-89
SHEPHERD, Billy	1951-52-54	SOUTHWARD, Billy	1970-71-72	TATE, H.	1904-05-06	UNGER, J.W.	1925
SHEPHERD, J.T.	1950-51	SPARKS, J.C.	1903	TATE, Roosevelt	2003	UPTON, Cody	2003-04
SHERMAN, Paul	1986	SPARKS, John	1962-63	TAYLOR, C.K.	1902	<b>V</b>	
SHERROD, Derek	2007-08-09-10	SPENCER, Chris	2009-10	TAYLOR, J.A.	1920-21	VALLIS, Ted	1954
SHERROD, Dezmond	2004-05-06-07	<b>SPENCER, Marquiss</b>	<b>2016-17</b>	TAYLOR, Jerry	1948-49	VANCE, W.B.	1916
SHIRLEY, Scott	1980	SPIVEY, Robert	2001-02-03	TAYLOR, Leslie	1931-32-35	VANDEVERE, Dallas	1928-29-30
SHIVERS, Wes	1998-99	SPURLOCK, K.L.	1913-14-15-16	TAYLOR, Michael	1985-86-87-88	VARNADO, George	1940-41-42
SHUFF, Ted	1942-46	STACY, Benny	1959-60-61	TAYLOR, Shaun	1994	VARNER, F.W.	1937
SHUMAKER, Bryan	2000	STACY, Billy	1956-57-58	TEMPLE, Keith	1973-74	VAUGHN, Oliver	1948-49-50
SHUMPERT, Ashton	2013-14-15-16	STACY, Bobby	1960-61	TERRELL, Carl	1985-86	VAUGHT, Gerald	1975-76
SHUMPERT, William	2011	STAINBROOK, Max	1947-48-49-50	TERRY, Roland	2007	VENIER, Lou	1953-54-55
SHUTE, Pat	1958-59-60	STALLWORTH, Arnil	2006-07-08-09	THAMES, Anthony	1988-89-91	VERDERVER, Gil	1951-52
SIDDOWAY, Charles	2012-13	STALLWORTH, Chris	1991-92-93	THAMES, Dennis	2010	VINCENT, Jim	1954-56
SIDORIK, Al	1942-46	STAMPS, Chris	2016	THAMES, G.T.	1959	VINSON, Bernard	2002-03
SIGNAIGO, Nick	2003-04	STANFORD, Carl	1963	THAMES, Robert	1935-36	VIRGES, Curtis	2011-12-13-14
SIJANSKY, Kevin	1999-2001-02	STANLEY, Jack	1948	THOMAS, Bennie	1983-84	VITRANO, Terry	1974-75-76-77
SIKES, Carl	1931-32-33	STANSEL, H.S.	1913	THOMAS, Bill	1966-68	<b>W</b>	
SILVERI, Joe	1954	STANTON, Bill	1953-54-55	THOMAS, Cory	2015-16-17-18	WADE, Jerry	1959-60
SIMMONS, Crosby	1948	STEADMAN, C.W.	1935-36-37	<b>THOMAS, Deddrick</b>	<b>2016-17-18</b>	WADE, Mike	1968-69
SIMMONS, Jeffery	2016-17-18	STEPHENS, Con.	1998-99-2000-01	THOMAS, E.F.	1937-38	WADE, Tim	1990
SIMMONS, M.L.	1913-14-15	STEPHENS, Durwood	1968	THOMAS, Jack	1968-69	WADE, Orlando	1987-88-89
SIMMONS, Michael	1984-85-86-87	STEPHENS, P.E.	1923-25	THOMAS, Jake	2014	WADLEY, Johnny	2002-03-04-05
SIMPSON, Barrin	1996-97-98-99	STEVENS, Bill	1965	THOMAS, Jordan	2016-17	WAITS, Frank	1932
SIMPSON, Roger	1988	STEVENS, Lenny	1967	THOMAS, Randy	1997-98	WALDEN, Bobby	1973
SIMS, J.B.	1974-75	STEWART, Bill	1950-51	THOMAS, Tron	1997-98-99-2000	WALKER, Anthony	1970-71-72
SIMS, Stan	1984-85-86-87	STEWART, Buck	1950	THOMPSON, Derrick	2000-01	WALKER, Brownie	1960-61-62
SIRMOONES, C.J.	1999	STEWART, Corbin	2012	THOMPSON, Eddie	1929-30-31	WALKER, Dontae	1999-2000-01-02
SISK, Bob	1957-58	STEWART, David	2001-02-03-04	<b>THOMPSON, Erroll</b>	<b>2017-18</b>	WALKER, Jeff	1996-97-98-99
SISK, Dwight	1967	STEWART, Kenny	1988-89-90-91	THOMPSON, Glen	2001-02	WALKER, Kevin	1983-84-85
SISTRUNK, R.L.	1929	STEWART, R.H.	1916	THOMPSON, H.S.	1938	WALKER, Pete	1948-49-50
SKINNER, Deontae	2010-11-12-13	STEWART, Reggie	1987-88-89-90	<b>THOMPSON, Keytaon</b>	<b>2017-18</b>	WALKER, Rob	2004
SKIPPER, Frank	1958-59	STIGERS, Trevor	2009-10	THOMPSON, L.R.	1925-26-27		
SLAY, Darius	2011-12	STILLWELL, Robbie	1997	THOMPSON, Larry	1972-73-74		
SLOAN, R.L.	1917	STONE, H.L.	1923-24-25				



WALL, Brad	2016
WALL, I.B.	1895
WALLACE, Bobby	1973-74-75
WALLACE, Gabe	2001-02-03
WALLACE, Kyle	1999-2000
WALLACE, Ralph	1954
WALLEY, Gus	2014-15
WALLIS, Robert	2001-02-03
WALTERS, Bo	2008
WALTERS, Fred	1934-35-36
WARD, DeAndre	2014-15-16
WARD, Elwyn	1929-30-31
WARD, Fred	1991-92
WARD, R.B.	1935-36-37
WARDLAW, Gene	1971-72
WARLICK, Joe	1941-42
<b>WARREN, Powers</b>	<b>2018</b>
WARREN, Rufus	2013-14-15
WASHINGTON, Marcus	2006-07-08-09
<b>WASHINGTON, Tim</b>	<b>2016-17-18</b>
WATKINS, John	1980-81-82
WATKINS, Kendell	1992-93-94
WATSON, Kyle	2002
WATSON, Louis	2009-10-11-12
WATSON, Pat	1962-63-64
WATSON, Tommy	2000-01
WATSON, W.A.	1907
WATTS, Sam	2011
WEATHERLY, Charles	1957-58
WEATHERS, Brad	2002
WEAVER, Mackie	1960-61-62
WEAVER, Richard	1963-64-65
WEBB, A.B.	1920
WEBB, Hurst	1933
WEBB, Jimmy	1972-73-74
WEBB, Thomas	2009-10
WEED, Oscar	1936-37-38
WEEKS, L.R.	1916
WEEKS, Shed Hill	1932-33
WEEMS, Joseph	1934
WEISSINGER, G.C.	1918-19
WELCH, Lee	1959-60-61
WELLS, Matthew	2011-12-13-14
WELLS, P.L.	1911-12-13-14
WELLS, W.C.	1927
WESLEY, Quinton	2006-07
WEST, Danny	1971-72-73
WEST, Mike	1973
WESTBROOK, Jim	1994-95
WESTERFIELD, Scott	1999-2000
WHALEY, Steve	1969-70-71
WHEELER, James	1944
WHIPPLE, Jermaine	1995
WHITAKER, Joe	1904-05-06
WHITE, Benton	1956-57
WHITE, Chris	2009-10
WHITE, George	1997-98-99-2000
WHITE, J.J.	1929
WHITE, James	1940-41-42
WHITE, Jordan	1997
WHITE, Lavelle	1957-58-59
WHITE, Mark	1974-75-76-77
WHITE, Steve	1975-76-77
WHITENER, Stuart	1984
WHITLEY, Nickoe	2010-11-12-13
WHITLOCK, Rod	1989-90
WHITTINGTON, W.L.	1960
WICHMAN, Marcus	1931-32-33
WIELGOSZ, S.F.	1934
WIER, J.M.	1927-28
WILBANKS, Austin	2008-09
WILBANKS, Scott	1983-84-85

WILBANKS, W.H.	1925
WILDER, O'neal	2009
WILEY, Arthur	1978-79
WILKERSON, Bill	1972
<b>WILKERSON, Evans</b>	<b>2016-17-18</b>
WILLIAMS, Aeris	2015-16-17-18
WILLIAMS, Albert	1987-88-89-90
WILLIAMS, Andre	1995
<b>WILLIAMS, Austin</b>	<b>2018</b>
WILLIAMS, Damian	2013-14-16
WILLIAMS, Darren	2002-03-04
<b>WILLIAMS, Darryl</b>	<b>2017-18</b>
WILLIAMS, Edward	1989-91-92
WILLIAMS, Forest	2000
WILLIAMS, Greg	1980-81
WILLIAMS, James	1986-87-88-89
WILLIAMS, Justin	2006-07
WILLIAMS, LaMarcus	2007-08
WILLIAMS, Larry	1994-95
WILLIAMS, Louis	1945-47-48-49
WILLIAMS, Max	1953-54-55
WILLIAMS, Mikel	1982-83-84
WILLIAMS, Nate	1990-91
WILLIAMS, Rickey	1976-77-78-79
WILLIAMS, Robert	1945
WILLIAMS, Sam	2010-11-12
<b>WILLIAMS, Tyler</b>	<b>2018</b>
WILLIAMS, W.J.	1909-10-11-12
WILLIAMSON, Karl	1991-92-93
WILLIAMSON, Ke	1997-98-99-2000
WILLINGHAM, D.T.	1926
WILSON, Brandon	2010-11
WILSON, Calvin	2005
WILSON, DeRunya	2013-14-15
WILSON, Elmer	1982-83-84
WILSON, Reggie	1994
WILSON, R.S.	1901-02-03-04
WILSON, W.P.	1920
WILSON, Zerk	1951-52-53
WINDHAM, Jonny	1961-62-63
WINDHAM, Lamar	1980-81-82-83
WINSTEAD, H.D.	1945
WISEMAN, R.C.	1927-28-29
WISHMAN, M.F.	1931-32-33
WISNER, Jason	1991-93-94
WOFFORD, W.J.	1901
WOHLERT, Steve	1976-77-78
WOHNER, Collins	1940-41
WOITT, Johnny	1965-67
WOLVERTON, M.L.	1944
WOMACK, Floyd	1997-98-99-2000
WONSLEY, Elmore	2001-02
WONSLEY, George	1980-81-82-83
WOOD, Gene	1967-68-69
WOODARD, Marc	1989-90-91-92
WOODBERRY, Lamont	1996-97
WOODS, Earl G.	1980
WOODS, Jerry	1966
WOODWARD, J.W.	1908
WOOTEN, O.B.	1905-06-07
WORD, Herbert	1973
WORLEY, Lewis	1932-33
WRIGHT, Brandon	2002-03
WRIGHT, Brian	1992-93-94-95
WRIGHT, Carroll	1930-31
WRIGHT, Demetric	2001-03
WRIGHT, K.J.	2007-08-09-10
WRIGHT, Sam	1987-88-89
WYATT, Matt	1996-97-98-99
WYMS, Ellis	1997-98-99-2000

Y

YANCEY, Charles	1940-41-42
YARBROUGH, Butch	1969-70-71
YARBROUGH, Leron	2005-06
YARNICK, Ron	1952-53
YEATES, Edward	1996-98-99-2000
YERGER, J.L.	1904
YORK, Kyle	2002-03-04
YOUNG, Bob	1969-70
YOUNG, Glen	1979-80-81-82
YOUNG, J.C.	1923-24
YOUNG, Jerrod	1987-88-89-90
YOUNG, Paul	1983-84-85
YOUNG, Robert	1987-88-89-90
YOUNG, Robert	1991
YOUNG, Tarus	2008
YOUNGBLOOD, Torrey	1994
YOUNGER, Mike	1972-73
YOUNGER, Paul	1948-49-50

Z

ZANDERS, Calvin	1982-83
ZERINGUE, Lynn	1968-69
ZIMMERMAN, Bill	1952-53-54
ZINNIMON, Dennis	1981

Active Mississippi State student-athletes in bold.



**KEY TO AWARD OUTLETS:** AFCA-AFCA FBS Coaches AP-Associated Press; ATHLETIC PUB.-Athletic Publication; ATL - Athlon Sports; BL - Bleacher Report; CAMP-Walter Camp Football Foundation; CBS-CBSsports.com; COACHES-American Football Coaches Association; CS-College Sports; FN-Football News; FWAA-Football Writers Association of America; INS-International News Service; KODAK-Kodak; MIZLOU-Mizlou; NCAA GUIDE-NCAA Guide; NEA-Newspaper Enterprise Association; NYN-New York News; PFW-Pro Football Weekly; PS-Phil Steele; RIVALS-Rivals.com; SCOUT-Scout.com; SI-Sports Illustrated; SPORT-Sports Magazine; TA - The Athletic; TSN-The Sporting News; UPI-United Press International; USAT - USA Today; WILLIAMSON-Williamson

**1940:** Hunter Corhern, OG (2nd AP)  
Erwin "Buddy" Elrod, E (NCAA GUIDE)



*Hunter Corhern was Mississippi State's first AP All-American.*

**1944:** Tom "Shorty" McWilliams (2nd AP)

**1951:** Joe Fortunato, FB (ATHLETIC PUB.)

**1953:** Jackie Parker, QB (FWAA-Look)

**1954:** Hal Easterwood, C (FWAA-Look)

**1955:** Scott Suber, OG (NEA)  
Art Davis, HB (FWAA-Look)

**1957:** Billy Stacy, QB (2nd INS)


**1960:** Tom Goode, OC (KODAK)

**1963:** Tommy Neville, DT (2nd AP)  
Pat Watson, OC (WILLIAMSON)

**1967:** D.D. Lewis, LB (NEA, NYN)

**1972:** Frank Dowsing, DB (FN)  
Ken Phares, DB (2nd COACHES)

**1974:** Jimmy Webb, DE (COACHES, CAMP)



*Jimmy Webb was the initial Bulldog to earn multiple All-America honors in the same season.*

**1976:** Stan Black, S (NEA)  
Ray Costict, LB (2nd AP)  
Harvey Hull, NG (2nd UPI)

**1980:** Mardye McDole, WR (TSN)

**1981:** Glen Collins, DT (TSN)  
Johnie Cooks, LB  
(AP, NEA, FWAA, TSN, FN)  
Billy Jackson, DE (SPORT)



*Johnie Cooks was placed on five All-America teams following the 1981 season, when MSU beat Kansas 10-0 in the Hall of Fame Bowl in Birmingham.*

**1982:** Wayne Harris, OG  
(3rd FN, TSN, MIZLOU)

**1990:** Ricky Byrd, OG (3rd AP)

**1991:** Nate Williams, DL (3rd FN)

**1992:** John James, OT (2nd FN)

**1994:** Jesse James, OG (3rd AP)

**1995:** Walt Harris, DB (1st CS, 2nd UPI)

**1998:** Eric Allen, C (2nd TSN)  
James Johnson, TB (2nd TSN)  
Randy Thomas, OT (2nd TSN)

**1999:** Ashley Cooper, S (2nd FN, 3rd AP, TSN)  
Barrin Simpson, LB (1st TSN)

**2000:** Mario Haggan, LB (2nd TSN)  
Pig Prather, S (2nd TSN)  
Fred Smoot, CB (1st TSN, AP, CAMP)  
Pork Chop Womack, OT  
(1st AP; 2nd CAMP)

**2010:** Derek Sherrod, OL  
(1st RIVALS, 1st CBS, 2nd CAMP, 2nd SI,  
2nd SCOUT, 2nd AP, 2nd PS)

**2011:** Fletcher Cox, DL (3rd AP, 1st PFW)

**2012:** Johnthan Banks, DB  
(1st CAMP, 1st FWAA, 1st PS, 1st  
SCOUT, 1st LINDYS, 2nd AP, 2nd SI,  
2nd CBS, 2nd ATHLON)  
Gabe Jackson, OL  
(2nd PS, 2nd SCOUT, Honorable  
Mention SI, Honorable Mention PFW)  
Darius Slay, DB  
(Honorable Mention PFW)

**2013:** Gabe Jackson, OL (1st BL; 2nd AP, CAMP,  
FWAA, CBS, PS, USAT, ATL;  
Honorable Mention SI)



*Gabe Jackson was the first Mississippi State player to receive All-America honors in multiple years.*

**2014:** Ben Beckwith, OL (3rd AP)  
Benardrick McKinney, LB  
(1st ESPN, 1st FWAA, 1st SI, 2nd AP, 2nd TSN, 2nd CAMP)  
Dak Prescott, QB (3rd PS, Honorable Mention SI)

**2015:** Chris Jones, DT (2nd Pro Football Focus)  
Dak Prescott, QB (1st Senior CLASS)

**2018:** Johnathan Abram, S (2nd AFCA, 2nd CBS, 2nd SI,  
2nd TA, 2nd TSN, 3rd AP)  
Elgton Jenkins, OL (1st TA)  
Jeffery Simmons, DT (2nd TA, 3rd AP)  
Montez Sweat, DE (1st FWAA, 1st TSN,  
2nd AP, 2nd CBS, 2nd SI)

**FRESHMAN ALL-AMERICANS****1977:** Mardye McDole, WR (TSN, FN)**1980:** Bitly Jackson, DE (TSN)**2009:** Corey Broomfield, DB (TSN)**2012:** Benardrick McKinney, LB  
(CBS, CFN, PS, SCOUT)**2013:** Chris Jones, DL (BL, ATL, PS, FN)**2016:** Leo Lewis, LB (FWAA)**2017:** Jace Christmann, K (FWAA)**NATIONAL FOOTBALL  
FOUNDATION HALL OF FAME****1955:** Bernie Bierman - Coach**1973:** Morley Jennings - Coach  
(Lettered at MSU in 1910-11)**1976:** Jackie Parker - Player**1983:** Darrell Royal - Coach**1991:** Allyn McKeen - Coach**2001:** D.D. Lewis - Player**MSU IN THE HEISMAN VOTE****1944:** Tom "Shorty" McWilliams, HB/DB (10th)**2014:** Dak Prescott, QB (8th, 42 points)**ALL-AMERICAN FOOTBALL FOUNDATION  
ALL-AMERICA TEAM****1994:** Eric Moulds, WR (1st)**1996:** Paul Lacoste, LB (2nd)**1997:** Robert Hicks, OL (1st)**NATIONAL FOOTBALL FOUNDATION  
SCHOLAR-ATHLETE AWARDS****1972:** Frank Dowsing, DB**1989:** Bo Russell, DB**2010:** Derek Sherrod, OL**2015:** Taveze Calhoun, CB**BEDNARIK AWARD  
(DEFENSIVE PLAYER OF THE YEAR)****2012:** Johnthan Banks - semifinalist**2014:** Benardrick McKinney - semifinalist**2017:** Jeffery Simmons - semifinalist**2018:** Jeffery Simmons - semifinalist  
Montez Sweat - semifinalist**BURLSWORTH TROPHY  
(NATION'S TOP WALK-ON)****2014:** Ben Beckwith - finalist**BUTKUS AWARD  
(NATION'S TOP LINEBACKER)****1995:** Dwayne Curry - semifinalist**1999:** Barrin Simpson - semifinalist**2014:** Benardrick McKinney - semifinalist**DAVEY O'BRIEN AWARD  
(NATION'S TOP QUARTERBACK)****2014:** Dak Prescott - finalist**2017:** Nick Fitzgerald - semifinalist**LOU GROZA AWARD  
(NATION'S TOP KICKER)****1993:** Tom Burke - semifinalist**1999:** Scott Westerfield - semifinalist**2000:** Scott Westerfield - semifinalist**LOMBARDI AWARD  
(INTERIOR LINEMAN)****1981:** Johnie Cooks - semifinalist**1982:** Wayne Harris - semifinalist**2014:** Benardrick McKinney - semifinalist**MANNING AWARD  
(NATION'S BEST QUARTERBACK)****2014:** Dak Prescott - finalist**MAXWELL AWARD  
(NATION'S BEST PLAYER)****2014:** Dak Prescott - finalist**2017:** Nick Fitzgerald - semifinalist**THORPE AWARD  
(NATION'S TOP DEFENSIVE BACK)****2000:** Fred Smoot - finalist**2001:** Pig Prather - semifinalist**2011:** Johnthan Banks - semifinalist**2012:** Johnthan Banks - WINNER

*Johnthan Banks became the first Mississippi State player to win a national award when he received the 2012 Thorpe Award as the nation's top defensive back.*

**UNITAS GOLDEN ARM AWARD  
(NATION'S FINEST QUARTERBACK)****2014:** Dak Prescott - finalist**2017:** Nick Fitzgerald - finalist**NATIONAL COACH OF THE YEAR****1999:** Jackie Sherrill (Football News - semifinalist)**2014:** Dan Mullen - (Maxwell Coach of the Year - WINNER;  
Bobby Dodd Coach of the Year - finalist)**DEFENSIVE PLAYER OF THE YEAR****2000:** Pig Prather - semifinalist

Fred Smoot - semifinalist

**GTE REGION II COACH OF THE YEAR****1999:** Jackie Sherrill**BROYLES AWARD  
(NATION'S TOP ASSISTANT COACH)****1999:** Joe Lee Dunn - finalist**2018:** Bob Shoop - finalist**SENIOR CLASS AWARD****2012:** Johnthan Banks - finalist**2015:** Dak Prescott - WINNER**LOTT IMPACT TROPHY****2012:** Johnthan Banks - semifinalist**MSU RING OF HONOR**

Johnie Cooks

Jack Cristil

Art Davis

Joe Fortunato

Walt Harris

Kent Hull

D.D. Lewis

Tom "Shorty" McWilliams

Jackie Parker

<b>1933:</b>	Bobby Herrington, B (3rd AP)	<b>1965:</b>	Grady Bolton, DG (2nd AP)		Mike Riley, P (2nd AP)		Jamar Chaney, LB (2nd Coaches')
<b>1935:</b>	Ike Pickle, B (1st AP)		Marv Cornelius, DB (2nd AP)	<b>1991:</b>	Keo Coleman, LB (1st AP)	<b>2008:</b>	Dominic Douglas, LB (2nd AP & 2nd Coaches')
	Chuck Gelatka, E (2nd AP)		Hoyle Granger, RB (2nd AP)		John James, OT (1st AP & Coaches')		Derek Pegues, DB (2nd Coaches')
	Willie Stone, G (3rd AP)	<b>1966:</b>	D.D. Lewis, LB (1st AP & UPI)		Daniel Boyd, LB (2nd AP)	<b>2009:</b>	Anthony Dixon, RB (1st AP & 1st Coaches')
<b>1936:</b>	Chuck Gelatka, E (3rd AP)		Bubba Hampton, OT (2nd AP)		Nate Williams, NG (2nd AP, 1st Coaches')		Pernell McPhee, DL (2nd AP & 2nd Coaches')
	Alex Lott, T (3rd AP)	<b>1967:</b>	D.D. Lewis, LB (1st AP & UPI)	<b>1992:</b>	Daniel Boyd, LB (1st AP, 2nd Coaches')		Derek Sherrod, OL (2nd Coaches')
<b>1938:</b>	Malcolm Gray, T (3rd AP)		Glen Higgins, DT (2nd AP)		John James, OT (1st AP & Coaches')	<b>2010:</b>	Pernell McPhee, DL (1st Coaches')
<b>1939:</b>	Buddy Elrod, E (2nd AP)	<b>1968:</b>	Sammy Milner, FL (1st AP & UPI)		Todd Jordan, P (1st AP & Coaches')		Derek Sherrod, OL (1st AP & 1st Coaches')
	John Goolsby, C (2nd AP)		Tommy Pharr, QB (1st AP)		Jerome Brown, DE (2nd Coaches')		Chris White, LB (1st AP, 2nd Coaches')
	Jack Nix, B (3rd AP)	<b>1969:</b>	Sammy Milner, E (1st AP & UPI)		Lee Ford, C (2nd AP & Coaches')	<b>2011:</b>	Fletcher Cox, DT (1st AP, 2nd Coaches')
<b>1940:</b>	Hunter Corhern, G (1st AP)	<b>1970:</b>	David Smith, FL (1st AP & UPI)		Willie Harris, WR (2nd AP & Coaches')		Vick Ballard, RB (2nd AP)
	Buddy Elrod, E (1st AP)		Chuck Dees, LB (2nd AP)		Kelvin Knight, FS (2nd AP)		Johnthan Banks, CB (2nd AP)
	Harvey Johnson, B (2nd AP)		Ken Phares, DB (2nd AP)	<b>1993:</b>	Marc Woodard, LB (2nd Coaches')		Gabe Jackson, OG (2nd AP)
	John Tripson, T (2nd AP)	<b>1971:</b>	Frank Dowsing, DB (1st AP)		Arley Gibson, NT (1st AP)	<b>2012:</b>	Johnthan Banks, CB (1st AP & Coaches')
	Billy Jefferson, B (3rd AP)		Eric Hoggatt, LT (2nd AP)		Juan Long, LB (1st FN, 2nd Coaches')		Chad Bumphis, WR (2nd AP)
<b>1941:</b>	Bill Arnold, T (2nd AP)	<b>1972:</b>	Bill Buckley, WR (1st AP)		Walt Harris, DB (2nd Coaches')		Gabe Jackson, OG (1st AP, 2nd Coaches')
	Blondy Black, B (2nd AP)		Frank Dowsing, DB (1st UPI)	<b>1994:</b>	Dwayne Curry, LB (1st AP & Coaches')		Cam Lawrence, LB (2nd AP, 2nd Coaches')
<b>1942:</b>	Blondy Black, B (2nd AP)		John David Cathoun, LB (2nd AP)		Walt Harris, DB (1st AP & Coaches')		LaDarius Perkins, RB (2nd AP)
	Bob Patterson, E (2nd AP)		Ken Phares, DB (2nd AP)		Jesse James, OG (1st AP & Coaches')		Darius Slay, CB (2nd Coaches')
	Raymond Ray, G (2nd AP)	<b>1973:</b>	Wayne Jones, RB (1st AP)		Brian Anderson, C (2nd Coaches')	<b>2013:</b>	Gabe Jackson, OG (1st AP & Coaches')
	Curtis Patterson, G (3rd AP)		Jimmy Webb, DE (2nd AP, 1st UPI)		Kevin Bouie, RB (2nd Coaches')		Malcolm Johnson, TE (2nd Coaches')
<b>1944:</b>	Hillery Horne, T (1st AP)	<b>1974:</b>	Rockey Felker, QB (1st AP & UPI)		Eric Moulds, WR (2nd AP & Coaches')		Chris Jones, DL (Honorable Mention AP)
	Tom McWilliams, B (1st AP)		Walter Packer, RB (1st AP)		Kendell Watkins, TE (2nd Coaches')		Nickoe Whitley, S (2nd Coaches', Honorable Mention AP)
	Dub Garrett, T (2nd AP)		Jimmy Webb, DT (1st AP & UPI)	<b>1995:</b>	Dwayne Curry, LB (1st FN, 2nd AP & Coaches')	<b>2014:</b>	Ben Beckwith, OG (1st AP, 2nd Coaches')
	Bill Hildebrand, E (3rd AP)		Harvey Hull, LB (2nd AP)		Walt Harris, DB (1st AP & Coaches' & FN)		Benardrick McKinney, LB (1st Coaches', 2nd AP)
<b>1945:</b>	Harper Davis, B (1st AP)		Sam Nichols, OG (2nd AP)		Eric Moulds, WR (1st Coaches', FN 2nd AP)		Dak Prescott, QB (1st AP & Coaches')
	Bill Hildebrand, E (1st AP)	<b>1975:</b>	Richard Keys, OC (1st AP & UPI)	<b>1996:</b>	Dwayne Curry, LB (1st FN)		Josh Robinson, RB (2nd AP & Coaches')
	Graham Bramlett, B (3rd AP)		Stan Black, DB (2nd AP)		Andy Russ, P (1st BN, 2nd AP & Coaches')		Preston Smith, DE (1st Coaches', 2nd AP)
	Dub Garrett, T (3rd AP)		Ray Costict, LB (2nd AP)		Brent Smith, OT (1st AP & Coaches')	<b>2015:</b>	Dak Prescott, QB (1st AP & Coaches')
<b>1946:</b>	Tom McWilliams, B (1st AP)		Harvey Hull, MG (2nd AP)		Paul Lacoste, LB (2nd AP & Coaches')		Fred Ross, WR (1st Coaches', 2nd AP)
	Dub Garrett, T (2nd AP)		Sam Nichols, OG (2nd AP)	<b>1997:</b>	Greg Favors, DE (1st AP & Coaches', FN)		DeRunya Wilson, WR (2nd Coaches')
	Harper Davis, B (3rd AP)		Walter Packer, RB (2nd AP)		Robert Hicks, OL (1st Coaches', 2nd AP)	<b>2016:</b>	Fred Ross, WR (1st AP, 2nd Coaches')
	Mike Harris, G (3rd AP)	<b>1976:</b>	Stan Black, DB (1st AP & UPI)		Eric Allen, C (2nd AP)	<b>2017:</b>	Martinas Rankin, OT (1st Coaches', 2nd AP)
<b>1947:</b>	Dub Garrett, T (1st AP)		Ray Costict, LB (1st AP & UPI)		Eric Brown, DB (2nd AP)		Jeffery Simmons, DT (1st AP & Coaches')
	Tom McWilliams, B (1st AP)		Harvey Hull, MG (1st AP & UPI)		Brian Hazelwood, K (2nd AP & Coaches')		Montez Sweat, DE (1st AP & Coaches')
	Harper Davis, B (3rd AP)		Richard Keys, OC (1st AP & UPI)	<b>1998:</b>	Jeff Walker, P (2nd AP & Coaches')	<b>2018:</b>	Johnathan Abram, S (1st AP, 2nd Coaches')
<b>1948:</b>	Tom McWilliams, B (1st AP)		Dennis Johnson, RB (2nd AP)		Eric Allen, C (1st AP & FN, 2nd Coaches' & BN)		Cameron Dantzler, CB (2nd AP)
	Harper Davis, B (3rd AP)		Sam Nichols, OG (2nd AP)		J.J. Johnson, TB (1st AP & FN, Coaches', BN)		Deion Calhoun, OG (2nd Coaches')
<b>1949:</b>	Jerry Taylor, C (2nd AP)	<b>1977:</b>	Larry Gillard, DT (1st AP & UPI)		Ed Smith, DE (1st AP & FN, 2nd Coaches' & BN)		Jeffery Simmons, DT (1st AP & Coaches')
<b>1951:</b>	Joe Fortunato, DB (1st AP)		Mark Trogon, OT (2nd AP)		Brian Hazelwood, K (2nd BN)		Montez Sweat, DE (1st AP & Coaches')
	Billy Pyron, DT (2nd AP, 3rd UPI)	<b>1978:</b>	Dave Marler, QB (1st AP & UPI)		Kevin Prentiss, RS (2nd AP)		Erroll Thompson, LB (2nd AP)
<b>1952:</b>	Jackie Parker, B (1st AP & UPI)		Mardye McDole, WR (1st AP & UPI)		Barrin Simpson, LB (2nd Coaches')		
	Joe Fortunato, B (2nd AP & UPI)		Johnie Cooks, LB (2nd AP)		Randy Thomas, OG (2nd AP & Coaches', BN)		
	Bo Reid, C (2nd AP)		James Jones, RB (2nd AP)		Jeff Walker, P (2nd AP & Coaches', BN)		
<b>1953:</b>	Jackie Parker, B (1st AP & UPI)		Tyrone Keys, DT (2nd AP)	<b>1999:</b>	Robert Bean, CB (1st AP & BN, 2nd Coaches')		
	Hal Easterwood, C (3rd AP, 2nd UPI)	<b>1979:</b>	Alan Hartlein, OG (2nd AP)		Ashley Cooper, S (1st AP & Coaches', BN, FN)		
	Tom Morris, T (3rd AP)		Kenny Johnson, DB (2nd AP)		Barrin Simpson, LB (1st AP & Coaches', BN, FN)		
<b>1954:</b>	Art Davis, B (1st AP & UPI)		Tyrone Keys, DT (2nd AP)		Fred Smoot, CB (1st AP, 2nd Coaches')		
	Hal Easterwood, C (1st AP, 2nd UPI)		Mardye McDole, WR (2nd AP)		John Hilliard, DT (2nd Coaches')		
	Bill Dooley, G (3rd AP, 2nd UPI)	<b>1980:</b>	Johnie Cooks, LB (1st AP & UPI)		Wes Shivers, OG (2nd AP)		
<b>1955:</b>	Scott Suber, G (1st AP & UPI)		Wayne Harris, OG (1st AP)		Jeff Walker, P (2nd AP & Coaches')		
	Art Davis, B (2nd AP & UPI)		Alan Massey, OT (1st AP)		Scott Westerfield, PK (2nd AP & Coaches')		
	Jim Barron, T (3rd AP & UPI)		Mardye McDole, WR (1st AP)	<b>2000:</b>	Mario Haggan, LB (1st AP)		
<b>1956:</b>	Ron Bennett, E (1st AP & UPI)		Glen Collins, DT (2nd AP)		Pig Prather, S (1st AP, 2nd Coaches')		
	Billy Stacy, B (1st AP & UPI)		Tyrone Keys, DE (2nd AP)		Fred Smoot, CB (1st AP & Coaches')		
<b>1957:</b>	Billy Stacy, B (1st AP & UPI)	<b>1981:</b>	Glen Collins, DT (1st AP & UPI)		Pork Chop Womack, OT (1st AP & Coaches')		
	John Benge, E (3rd AP)		Johnie Cooks, LB (1st AP & UPI)		Willie Blade, DT (2nd AP)		
	Jack Benson, C (3rd AP, 2nd UPI)		Rob Fesmire, DB (1st UPI)		Michael Fair, C (2nd AP & Coaches')		
	Jimmy Dodd, C (3rd UPI)		Billy Jackson, DE (1st AP & UPI)		Dicenzo Miller, TB (2nd AP & Coaches')		
	Sam Latham, T (3rd AP)		Wayne Harris, OG (1st AP & UPI)		Conner Stephens, DE (2nd AP)		
<b>1958:</b>	Jack Benson, T (2nd AP & UPI)		Jerry Price, TE (2nd AP)		Scott Westerfield, PK (2nd AP)		
	Billy Stacy, B (3rd AP, 2nd UPI)		Michael Haddix, RB (2nd AP)	<b>2001:</b>	Josh Morgan, FS (1st FN, 2nd AP)		
<b>1959:</b>	Tom Goode, E (2nd AP, 3rd UPI)	<b>1982:</b>	Wayne Harris, OG (1st AP & UPI)		Pig Prather, S (1st AP, 2nd Coaches')		
	Walter Suggs, T (2nd UPI)		Billy Jackson, DE (1st UPI)		Mario Haggan, LB (2nd AP)		
	LaVelle White, T (3rd AP)		Michael Haddix, RB (2nd AP)	<b>2002:</b>	Jason Clark, DE (2nd AP)		
<b>1960:</b>	Tom Goode, E (1st AP & UPI)		Danny Knight, WR (2nd AP, 1st UPI)		Mario Haggan, LB (2nd AP)		
	Walter Suggs, T (2nd UPI)	<b>1983:</b>	Billy Jackson, LB (1st AP & UPI)		Brent Smith, PK (2nd AP)		
<b>1961:</b>	Johnny Baker, E (2nd AP & UPI)	<b>1984:</b>	Corwyn Aldredge, TE (2nd Coaches')	<b>2003:</b>	Justin Jenkins, WR (2nd AP & Coaches')		
	Howard Benton, T (2nd AP)		Aaron Pearson, LB (2nd AP)		Nick Turner, TB (2nd AP)		
<b>1962:</b>	Johnny Baker, E (1st AP, 2nd UPI)		Danny Sanders, OG (2nd AP)	<b>2004:</b>	Jared Cook, P (1st AP & Coaches')		
	Pat Watson, G (3rd UPI)		Pat Swoopes, DT (2nd AP, 1st UPI)		Ronald Fields, DT (1st AP)		
<b>1963:</b>	Tommy Neville, T (1st AP, 2nd UPI)	<b>1985:</b>	Rusty Brown, OG (2nd AP)		Willie Evans, DE (2nd AP)		
	Ode Burrell, B (2nd AP & UPI)		Aaron Pearson, LB (2nd AP)		Jerious Norwood, TB (2nd AP & Coaches')		
	Sonny Fisher, B (3rd UPI)		Pat Swoopes, DT (2nd AP, 1st UPI)		David Stewart, OL (2nd AP)		
	Hoyle Granger, B (3rd AP & UPI)	<b>1986:</b>	Don Smith, QB (1st AP & UPI, Coaches')	<b>2005:</b>	Willie Evans, DE (1st AP & Coaches')		
	Tommy Inman, E (3rd UPI)	<b>1988:</b>	James Williams, LB (2nd AP)		Jerious Norwood, TB (2nd AP & Coaches')		
	Pat Watson, G (2nd AP, 1st UPI)	<b>1989:</b>	Mike Riley, P (1st AP)	<b>2006:</b>	Quinton Culberson, LB (1st AP & Coaches')		
<b>1964:</b>	Justin Canale, G (2nd AP, 3rd UPI)		Jesse Anderson, TE (2nd AP)		Titus Brown, DE (2nd Coaches' & AP)		
	Hoyle Granger, FB (2nd AP & UPI)		Ricky Byrd, OG (2nd AP)		Derek Pegues, DB (2nd Coaches')		
	Tommy Inman, E (2nd AP, 3rd UPI)		Bo Russell, DB (2nd AP)		Deljuan Robinson, DT (2nd AP)		
	Tommy Neville, DT (2nd AP & UPI)		James Williams, ILB (2nd AP)	<b>2007:</b>	Derek Pegues, DB (1st AP & 2nd Coaches')		
	Marcus Rhoden, HB (2nd AP)		Ricky Byrd, OG (1st AP)		Michael Brown, OL (2nd Coaches')		
	Pat Watson, DG (2nd AP, 1st UPI)		Reggie Stewart, LB (1st AP)		Titus Brown, DE (2nd AP & Coaches')		



## SEC COACH OF THE YEAR

<b>1940:</b>	Allyn McKeen (Nashville Banner)
<b>1957:</b>	Wade Walker (Nashville Banner)
<b>1963:</b>	Paul Davis (AP)
<b>1970:</b>	Charley Shira (AP)
<b>2007:</b>	Sylvester Croom (AP, Coaches')
<b>2014:</b>	Dan Mullen (AP)

## NASHVILLE BANNER SEC MVP

<b>1940:</b>	Erwin "Buddy" Elrod, E
<b>1944:</b>	Tom "Shorty" McWilliams, HB
<b>1952:</b>	Jackie Parker, QB
<b>1953:</b>	Jackie Parker, QB
<b>1954:</b>	Art Davis, HB
<b>1974:</b>	Rockey Felker, QB

## BIRMINGHAM QB CLUB MVP

<b>1953:</b>	Hal Easterwood, Lineman
	Jackie Parker, Back
<b>1955:</b>	Scott Suber, Lineman
<b>1981:</b>	Johnie Cooks, Lineman
<b>1998:</b>	James Johnson, Back

## BIRMINGHAM TD CLUB SEC MVP

<b>1981:</b>	Johnie Cooks, LB
--------------	------------------

## JACOBS AWARD - SEC BLOCKER

<b>1948:</b>	Truitt Smith
<b>1954:</b>	Charles Evans
<b>1981:</b>	Wayne Harris
<b>1982:</b>	Wayne Harris

## ATLANTA TD CLUB AWARDS

### SEC BACK OF THE YEAR

<b>1953:</b>	Jackie Parker, QB
--------------	-------------------

### SOUTHEAST AREA BACK

<b>1974:</b>	Rockey Felker, QB
--------------	-------------------

### SOUTHEAST AREA LINEMAN

<b>1981:</b>	Johnie Cooks, DL
--------------	------------------

### SOUTHEAST AREA OL OF THE YEAR

<b>1994:</b>	Jesse James, OG
--------------	-----------------

### SOUTHEAST AREA DB OF THE YEAR

<b>2000:</b>	Fred Smoot, CB
--------------	----------------

## CONERLY TROPHY

### PRESENTED TO TOP PLAYER IN MISSISSIPPI

<b>1998:</b>	J.J. Johnson, RB
<b>2005:</b>	Jerious Norwood, RB
<b>2009:</b>	Anthony Dixon, RB
<b>2010:</b>	Chris White, LB
<b>2013:</b>	Gabe Jackson, LB
<b>2014:</b>	Dak Prescott, QB
<b>2015:</b>	Dak Prescott, QB
<b>2018:</b>	Jeffery Simmons, DT

## KENT HULL TROPHY

### PRESENTED TO TOP OL IN MISSISSIPPI

<b>2013:</b>	Gabe Jackson, OG
<b>2016:</b>	Justin Senior, OT
<b>2017:</b>	Martinas Rankin, OT
<b>2018:</b>	Elgton Jenkins, C

## SEC ALL-FRESHMAN

<b>1986:</b>	Jesse Anderson, LB
	Asa Bennett, DB
	Tommy Parks, P
<b>1987:</b>	Eddie Myles, DB
	Tony Robertson, OL
	Robert Young, DL
<b>1988:</b>	Melvin Hawkins, LB
	Mike Riley, P
	Kenny Stewart, OL
<b>1989:</b>	John James, OL
	Tony James, KR
	Byron Jordan, OL
	Kenny Roberts, RB
	Rodney Stowers, DL
	Marc Woodard, LB

<b>1990:</b>	Shea Bell, OL
<b>1991:</b>	Michael Davis, FB
<b>1993:</b>	Kenny Causey, WR
	Dwayne Curry, LB
<b>1994:</b>	Conley Earls, LB
	James Grier, DL
<b>1996:</b>	Kendall Roberson, FS
	Matt Wyatt, QB
<b>1998:</b>	Dicenzo Miller, TB
<b>2000:</b>	Jason Clark, LB
<b>2001:</b>	Ray Ray Bivines, PR (KNS)
	Ronald Fields, NT (KNS, Coaches')
<b>2002:</b>	Jerious Norwood, KR (KNS)
	Darren Williams, DB (KNS)
<b>2003:</b>	Quinton Culberson, DB (KNS, Coaches')
	Donovan Davis, OL (KNS, Coaches')
<b>2004:</b>	Demario Bobo, DB (Coaches')
	Titus Brown, LB (Coaches', TSN)
	Eric Butler, TE (Coaches', TSN)
	Corey Clark, DL (Coaches')
	Jonathan Lowe, RB (Coaches', TSN)
<b>2005:</b>	Jamar Chaney, LB (Coaches')
	Keith Fitzhugh, DB (TSN)
	Anthony Littlejohn, LB (TSN, Coaches')
	Blake McAdams, P (Coaches')
	Derek Pegues, DB (Coaches')
	Anthony Strauder, OL (TSN)
<b>2006:</b>	Anthony Dixon, RB (Coaches')
	Jamon Hughes, LB (Coaches')
	Craig Jenkins, OL (Coaches')
<b>2007:</b>	Wesley Carroll, QB (Coaches')
<b>2008:</b>	Charles Mitchell, DB (Coaches')
	Quentin Saulsberry, OL (Coaches')
<b>2009:</b>	Johnthan Banks, DB (Coaches')
	Corey Broomfield, DB (Coaches')
	Chad Bumphis, WR (Coaches')
	Fletcher Cox, DL (Coaches')
<b>2010:</b>	Gabe Jackson, OL (Coaches')
	Nickoe Whitley, S (Coaches')
<b>2011:</b>	Kaleb Eulls, DE (Coaches')
	Malcolm Johnson, TE (Coaches')
<b>2012:</b>	Benardrick McKinney, LB (Coaches', ESPN, CBS Sports)
	Chris Jones, DT (Coaches')
<b>2013:</b>	Chris Jones, DT (Coaches')
<b>2014:</b>	J.T. Gray, LB (Coaches')
<b>2015:</b>	Gerri Green, LB (Coaches')
<b>2016:</b>	Leo Lewis, LB (Coaches')
	Jeffery Simmons, DL (Coaches')
<b>2017:</b>	Jace Christmann, K (Coaches')
	Erroll Thompson, LB (Coaches')

## SEC PLAYER OF THE WEEK

### OFFENSE

<b>1986:</b>	Don Smith (9/6)
	Don Smith (9/13)
<b>1988:</b>	Tony Shell (10/15)
<b>1989:</b>	Kenny Roberts (9/2)
<b>1991:</b>	Sleepy Robinson (10/12)
	Sleepy Robinson (11/23)
<b>1994:</b>	Eric Moulds (11/5)
<b>1998:</b>	James Johnson (11/16)
<b>2000:</b>	Dicenzo Miller (10/7)
<b>2004:</b>	Jerious Norwood (9/4)
	Jerious Norwood (10/23)
	Jerious Norwood (11/26)
<b>2005:</b>	Anthony Dixon (11/24)
<b>2009:</b>	Anthony Dixon (10/31)
<b>2011:</b>	Vick Ballard (9/5)
<b>2012:</b>	Tyler Russell (9/8)
	Tyler Russell (11/19)
<b>2014:</b>	Dak Prescott (9/22)
	Dak Prescott (10/13)
	Josh Robinson (10/27)
	Dak Prescott (11/24)
<b>2015:</b>	Dak Prescott (10/26)
	Dak Prescott (11/23)
<b>2016:</b>	Nick Fitzgerald (11/7)
	Nick Fitzgerald (11/28)
<b>2017:</b>	Nick Fitzgerald (9/18)
	Nick Fitzgerald (10/30)
<b>2018:</b>	Kylin Hill (9/10)
	Nick Fitzgerald (10/8)
	Nick Fitzgerald (10/29)

### DEFENSE

<b>1985:</b>	Cedric Corse (9/13)
<b>1987:</b>	Cedric Corse (11/21)
<b>1988:</b>	James Williams (9/10)
<b>1989:</b>	James Williams (11/25)
<b>1990:</b>	Reggie Stewart (10/27)
	Reggie Stewart (11/17)
<b>1991:</b>	Daniel Boyd (9/7)
	Daniel Boyd (10/26)
<b>1992:</b>	Daniel Boyd (10/4)
	Kelvin Knight (10/11)
<b>1993:</b>	Juan Long (10/16)
<b>1994:</b>	Dwayne Curry (9/24)
	Johnnie Harris (11/26)
<b>1996:</b>	Izell McGill (9/28)
	Paul Lacoste (11/16)
	Greg Favors (11/30)
<b>1997:</b>	Greg Favors (8/30)
	Anthony Derricks (11/1)
<b>1998:</b>	Edward Smith (9/7)
	Edward Smith (11/23)
<b>1999:</b>	Ashley Cooper (9/27)
	John Hilliard (10/11)
	Ashley Cooper (11/8)
	Barrin Simpson (11/29)
<b>2000:</b>	Josh Morgan (9/16)
	Willie Blade (9/30)
	Eugene Clinton (11/2)
<b>2001:</b>	Korey Banks (11/24)
<b>2006:</b>	Quinton Culberson (11/4)
<b>2007:</b>	Gabe O'Neal (9/8)
	Derek Pegues (9/15)
	Avery Hannibal (10/27)
	Anthony Johnson (11/10)
<b>2010:</b>	Chris White (10/16)
	Chris White (10/30)
<b>2013:</b>	Nickoe Whitley (12/2)
<b>2014:</b>	Richie Brown (10/6)
<b>2015:</b>	Richie Brown (9/28)
<b>2018:</b>	Johnathan Abram (11/19)

### SPECIAL TEAMS (SINCE 2003)

<b>2003:</b>	Brent Smith (10/6)
	Nick Turner (11/17)
<b>2004:</b>	Jared Cook (10/23)
<b>2006:</b>	Derek Pegues (10/14)
<b>2007:</b>	Derek Pegues (11/23)

### OFFENSIVE LINEMAN (SINCE 2004)

<b>2004:</b>	David Stewart (10/30)
<b>2008:</b>	J.C. Brignone (10/27)
<b>2010:</b>	Derek Sherrod (9/25)
	Derek Sherrod (10/9)
	Derek Sherrod (10/30)
	Derek Sherrod (11/27)
<b>2012:</b>	Tobias Smith (10/15)
<b>2013:</b>	Gabe Jackson (9/23)
	Gabe Jackson (10/28)
	Gabe Jackson (11/25)
<b>2014:</b>	Ben Beckwith (9/22)
	Ben Beckwith (10/6)
	Ben Beckwith (11/24)
<b>2016:</b>	Martinas Rankin (11/7)
<b>2017:</b>	Deion Calhoun (10/23)
	Darryl Williams (9/18)
<b>2018:</b>	Elgton Jenkins (9/17)
	Deion Calhoun (11/19)
	Elgton Jenkins (11/26)

### DEFENSIVE LINEMAN (SINCE 2004)

<b>2005:</b>	Willie Evans (9/17)
<b>2008:</b>	Jessie Bowman (9/15)
<b>2009:</b>	Pernell McPhee (9/21)
	Pernell McPhee (11/28)
<b>2011:</b>	Fletcher Cox (10/10)
	Fletcher Cox (10/17)
	Fletcher Cox (10/31)
	Fletcher Cox (11/28)
<b>2014:</b>	Preston Smith (9/1)
	Preston Smith (9/8)
	Preston Smith (9/15)
	Kaleb Eulls (10/25)
<b>2015:</b>	Ryan Brown (10/12)
	Chris Jones (11/9)
<b>2016:</b>	A.J. Jefferson (9/10)
<b>2017:</b>	Jeffery Simmons (10/11)
	Jeffery Simmons (10/18)

	Montez Sweat (10/21)
	Montez Sweat (10/30)
	Montez Sweat (11/20)
<b>2018:</b>	Montez Sweat (9/10)
	Montez Sweat (10/8)
	Jeffery Simmons (11/26)

### FRESHMAN (SINCE 2009)

<b>2009:</b>	Corey Broomfield (10/17)
	Johnthan Banks (10/24)
<b>2010:</b>	Tyler Russell (9/4)
	LaDarius Perkins (10/2)
	LaDarius Perkins (10/23)
	LaDarius Perkins (11/27)
<b>2012:</b>	Benardrick McKinney (10/8)
<b>2013:</b>	Chris Jones (12/2)
<b>2016:</b>	Leo Lewis (11/28)

## SEC COMMUNITY

## SERVICE TEAM

<b>1994:</b>	Darrin Clark, QB
<b>1995:</b>	Brian Anderson, C
<b>1996:</b>	Paul Lacoste, LB
<b>1997:</b>	Eric Allen, C
<b>1998:</b>	Eric Allen, C
<b>1999:</b>	Kevin Sluder, DT
<b>2000:</b>	Scott Westerfield, PK
<b>2001:</b>	Kevin Sijansky, SN
<b>2002:</b>	Justin Griffith, FB
<b>2003:</b>	Justin Jenkins, WR
<b>2004:</b>	McKinley Scott, WR
<b>2005:</b>	Dezmond Sherrod, TE
<b>2006:</b>	Jason Husband, TE
<b>2007:</b>	Anthony Strauder, OL
<b>2008:</b>	Tim Bailey, DL
<b>2009:</b>	Tyson Lee, QB
<b>2010:</b>	Derek Sherrod, OL
<b>2011:</b>	Charles Mitchell, DB
<b>2012:</b>	Johnthan Banks, DB
<b>2013:</b>	Kaleb Eulls, DL
<b>2014:</b>	Jay Hughes, DB
<b>2015:</b>	Taveze Calhoun, DB
<b>2016:</b>	Brandon Holloway, RB
<b>2017:</b>	Gabe Myles, WR
<b>2018:</b>	Gerri Green, DE

## MAXWELL NATIONAL

## PLAYER OF THE WEEK

<b>2014:</b>	Dak Prescott (10/6)
<b>2017:</b>	Nick Fitzgerald (9/19)

## FWAA BRONKO NAGURSKI

## NATIONAL DEENSIVE PLAYER

## OF THE WEEK

<b>2018:</b>	Montez Sweat (10/9)
--------------	---------------------

## BENARIK NATIONAL

## PLAYER OF THE WEEK

<b>2018:</b>	Montez Sweat (10/9)
--------------	---------------------

## FWAA NATIONAL

## TEAM OF THE WEEK

<b>2004:</b>	vs. #20 Florida (10/23)
<b>2014:</b>	at #8 LSU (9/20)
<b>2016:</b>	vs. #4 Texas A&M (11/5)





## SEC ACADEMIC HONOR ROLL (SINCE 2004)

**2004:** Brian Anderson, OL (Physical Education)  
Keith Andrews, PK (Biological Sciences)  
James Cochran, OL (General Business)  
Jared Cook, P (Gen. Business Admin.)  
Russell Cook, SN (Banking & Finance)  
Britt Cross, SN (Biological Engineering)  
John Davis, OL (Biological Sciences)  
Ty Freeman, TE (Industrial Technology)  
Brad Horton, LB (Gen. Business Admin.)  
Joe Judge, QB (Industrial Technology)  
Kenny Kern, LB (Business Management)  
Chris McNeil, OL (Physical Education)  
Brett Morgan, QB (Physical Education)  
Will Prosser, WR (Physical Education)  
Carlton Rice, LB (Physical Education)  
McKinley Scott, WR (Gen. Business Admin.)  
Dezmond Sherrod, TE (Gen. Bus. Admin.)  
Kyle York, QB (Banking & Finance)

**2005:** Derek Ambrose (Physical Education)  
Brian Anderson (Physical Education)  
Keith Andrews (Biological Science)  
Russell Cook (Insurance)  
Britt Cross (Biological Engineering)  
Marcus Evans (Interdisciplinary Studies)  
Michael Henig (Gen. Business Admin.)  
Dio Herrera (Gen. Business Admin.)  
Jonathan Hill (Industrial Technology)  
Brad Horton (Gen. Business Admin.)  
Jeremy Jack (Agribusiness)  
Lance Long (Business Management)  
Chris McNeil (Physical Education)  
Brett Morgan (Physical Education)  
Will Prosser (Physical Education)  
Carlton Rice (Physical Education)  
Casey Rogers (Mathematics)  
Dezmond Sherrod (Insurance)  
Anthony Strauder (Physical Education)  
Leron Yarbrough (Social Work)

**2006:** Derek Ambrose (Physical Education)  
Keith Andrews (Biological Sciences)  
Anthony Bowles (Geosciences)  
Christopher Britt (Physical Education)  
Mark Brown (Accounting)  
Russell Cook (Gen. Business Administration)  
Ty Evans (General Business Administration)  
Patrick Franks (Political Science)  
David Heard (Biological Engineering)  
Brad Horton (Gen. Business Administration)  
Jarvis Kyles (Gen. Business Administration)  
Lance Long (Management)  
Blake McAdams (Physical Education)  
Carlton Rice (Physical Education)  
Casey Rogers (Mathematics)  
Ben Shelton (Real Estate & Mortgage)  
Dezmond Sherrod (Insurance)  
Anthony Strauder (Physical Education)

**2007:** J.C. Brignone (Food Nutrition)  
Charles Burns (Fitness Management)  
Aaron Feld (Management of Construction & Land)  
Keon Humphries (Physical Education)  
Jason Husband (Masters of Business Admin.)  
Jarvis Kyles (General Business Administration)  
Lance Long (Management)  
Blake McAdams (Clinical Exercise Physiology)  
Mark Melichar (Mgmt. of Construction & Land)  
Dezmond Sherrod (Masters of Business Admin.)  
Anthony Strauder (Fitness Management)

**2008:** Timothy Bailey (Sociology)  
Anthony Bowles (Geosciences)  
Mark Brown (Accounting)  
Adam Carlson (Business Administration)  
Wes Carroll (Risk Management and Insurance)  
Andrew Ellard (Physical Education)  
Aaron Feld (Construction and Land Development)  
Phillip Freeman (Physical Education)  
Michael Gates (Interdisciplinary Studies)  
Robert Gurley (Physical Education)  
Nelson Hurst (Physical Education)  
Sam Latham (Biological Engineering)  
Addison Lawrence (General Bus. Admin.)  
Tyson Lee (Secondary Education)

Anthony Littlejohn (Sociology)  
D.J. Looney (Management)  
Blake McAdams (Physical Education)  
Brandon McRae (Interdisciplinary Studies)  
Mark Melichar (Construction and Land Development)  
Eric Richards (General Bus. Admin.)  
Derek Sherrod (Risk Management and Insurance)  
Anthony Strauder (Physical Education)  
Marcus Washington (Marketing)  
Austin Wilbanks (Physical Education)  
Jarvis Williams (Industrial Technology)  
Lamarcus Williams (Management)  
KJ Wright (Sociology)  
Taurus Young (Industrial Technology)

**2009:** Sean Brauchle (Business Administration)  
J.C. Brignone (Physical Education)  
Jamar Chaney (Physical Education)  
Kendrick Cook (Physical Education)  
Andrew Ellard (Physical Education)  
Aaron Feld (Mgt. Const. and Land Dev.)  
Phillip Freeman (Physical Education)  
Heath Hutchins (Sociology)  
Maurice Langston (Marketing)  
Sam Latham (Bio Engineering)  
Addison Lawrence (Business Administration)  
Cameron Lawrence (Physical Education)  
Mark Lynn (Electrical Engineering)  
John McMillan (Mgt. Const. and Land Dev.)  
Brandon McRae (Interdisciplinary Studies)  
Mark Melichar (Insurance/Risk Mgt.)  
Tyson Lee (Secondary Education)  
Derek Sherrod (Insurance/Risk Mgt.)  
Baker Sweedenburg (Business Information Systems)  
Louis Watson (Physical Education)  
Sam Watts (Physical Education)  
Chris White (Physical Education)  
Sean Brauchle (Accounting)  
J.C. Brignone (Kinesiology)  
Corey Broomfield (Kinesiology)  
Chad Bumphis (Kinesiology)  
Kendric Cook (Kinesiology)  
Derek DePasquale (Mechanical Engineering)  
Aaron Feld (Kinesiology)  
Phillip Freeman (Kinesiology)  
Emmanuel Gatling (Chemical Engineering)  
Heath Hutchins (Psychology)  
Sam Latham (Biomedical Engineering)  
Addison Lawrence (Business Administration)  
Cameron Lawrence (Business Administration)  
John McMillan (Kinesiology)  
Mark Melichar (Kinesiology)  
Derek Sherrod (Kinesiology)  
Baker Swedenburg (Business Information Systems)  
Louis Watson (Kinesiology)  
Sam Watts (Kinesiology)  
Sam Williams (Kinesiology)  
Dillon Day (Kinesiology)  
Derek DePasquale (Mechanical Engineering)  
Nick Griffin (Kinesiology)  
Brandon Hill (Kinesiology)  
Cameron Lawrence (Business Administration)  
Eric Lawson (Kinesiology)  
Charles Mitchell (Kinesiology)  
Nick Redmond (Kinesiology)  
Corbin Stewart (Kinesiology)  
Baker Swedenburg (Business Information Systems)  
Louis Watson (Kinesiology)  
Sam Watts (Kinesiology)  
Sam Williams (Kinesiology)  
Taveze Calhoun (Kinesiology)  
Dillon Day (Kinesiology)  
Quay Evans (Criminology)  
Charlie Grandfield (Political Science)  
Nick Griffin (Kinesiology)  
Brandon Hill (Kinesiology)  
PJ Jones (Kinesiology)  
Daniel Knox (Kinesiology)  
Cameron Lawrence (Business Administration)  
Eric Lawson (Kinesiology)  
Justin Malone (Criminology)  
Derek Milton (Industrial Technology)  
Archie Muniz (Kinesiology)  
Justin Senior (English)

Charles Siddoway (Criminology)  
Baker Swedenburg (Information Systems)  
Sam Williams (Kinesiology)

**2013:** Richie Brown (Industrial Technology)  
Ryan Brown (Business Administration)  
Taveze Calhoun (Kinesiology)  
Cole Carter (Kinesiology)  
Josh Creekmore (Biological Engineering)  
Devon Desper (Business Administration)  
Taylor Earhart (Accounting)  
Nick Griffin (Kinesiology)  
Brandon Hill (Kinesiology)  
Brandon Holloway (Kinesiology)  
Archie Muniz (Kinesiology)  
Ivan Muniz (Kinesiology)  
Dak Prescott (Educational Psychology)  
Justin Senior (Political Science)  
Evan Sobiesk (Microbiology)  
Baker Swedenburg (Information Systems)  
John Van Horn (Geoscience)  
Nickoe Whitley (Workforce Education)

**2014:** Richie Brown (Industrial Technology)  
Taveze Calhoun (Interdisciplinary Studies)  
Cole Carter (Kinesiology)  
Shelby Christy (Criminology)  
Tolando Cleveland (Kinesiology)  
Kivon Coman (Kinesiology)  
Devon Desper (Accounting)  
Westin Graves (Civil Engineering)  
Nick Griffin (Kinesiology)  
Brandon Hill (Kinesiology)  
Brandon Holloway (Human Sciences)  
Gabe Myles (Kinesiology)  
Dak Prescott (Interdisciplinary Studies)  
Damien Robinson (Human Sciences)  
Fred Ross (Human Sciences)  
Justin Senior (Political Science)  
Evan Sobiesk (Microbiology)  
Jake Thomas (Business Administration)  
Kareem Vance (Kinesiology)  
Damian Williams (Business Administration)

**2015:** Richie Brown (Industrial Technology)  
Ryan Brown (Business Administration)  
Taveze Calhoun (Graduate School)  
Winston Chapman (Agribusiness)  
Tolando Cleveland (Biological Sciences)  
Ronald Cochran (Undeclared)  
Logan Cooke (Kinesiology)  
Devon Desper (Accounting)  
Nick Fitzgerald (Finance)  
Westin Graves (Civil Engineering)  
Aaron Hamaker (Undeclared)  
Grant Harris (Business)  
Brandon Holloway (Human Sciences)  
Jesse Jackson (Industrial Technology)  
Gabe Myles (Kinesiology)  
Josiah Phillips (Industrial Technology)  
Dak Prescott (Graduate School)  
Nick Proby (Mechanical Engineering)  
Martinas Rankin (Kinesiology)  
Justin Senior (Sociology)  
Jake Thomas (Biological Sciences)  
Kareem Vance (Kinesiology)  
Hayes Walker (Biological Engineering)  
DeAndre Ward (Industrial Technology)  
Rufus Warren (Human Sciences)

**2016:** Nelson Adams (Human Sciences)  
Brett Armour (Mathematics)  
Hunter Bradley (Kinesiology)  
Bennie Braswell (Art)  
Richie Brown (MBA)  
Tolando Cleveland (Political Science)  
Kivon Coman (Kinesiology)  
Devon Desper (Accounting)  
Nick Fitzgerald (Finance)  
Nick Gibson (Kinesiology)  
Westin Graves (Civil Engineering)  
Brandon Holloway (Human Sciences)  
Jesse Jackson (Industrial Technology)  
A.J. Jefferson (Human Sciences)  
Jocquell Johnson (Interdisciplinary Studies)  
Mark McLaurin (Business Administration)  
Harrison Moon (Kinesiology)



	Gabe Myles (Kinesiology)
	Richard Perkins (Mechanical Engineering)
	Josiah Phillips (Industrial Technology)
	Martinas Rankin (Kinesiology)
	Chris Rayford (Kinesiology)
	Fred Ross (Interdisciplinary Studies)
	Justin Senior (Sociology)
	Ashton Shumpert (Interdisciplinary Studies)
	Chris Stamps (Kinesiology)
	Jefferson Teel (Business Administration)
	Nick Tiano (Business Administration)
	Hayes Walker (Biological Engineering)
	DeAndre Ward (Industrial Technology)
	Evans Wilkerson (Pre-accounting)
2017:	Hunter Bradley (Workforce Education)
	Tolando Cleveland (Political Science)
	Nick Fitzgerald (Finance)
	Aaron Hamaker (Biochemistry)
	Jesse Jackson (Industrial Technology)
	Elgton Jenkins (Industrial Technology)
	Kobe Jones (Business Administration)
	Harrison Moon (Psychology)
	Gabe Myles (Kinesiology)
	Aaron Odom (Undeclared)
	Josiah Phillips (Industrial Technology)
	Tyre Phillips (Human Development/Family Studies)
	Martinas Rankin (Kinesiology)
	Stewart Reese (Kinesiology)
	Christian Roberson (Business Administration)
	Jeffery Simmons (Human Development/Family Studies)
	Marquiss Spencer (Undeclared)
	Keytaon Thompson (Kinesiology)
	Austin Williams (Business Administration)
	Tyler Williams (Kinesiology)
2018:	Fletcher Adams (Interdisciplinary Studies)
	Stephen Adegoke (Business Administration)
	Joel Baldwin (Political Science)
	Paul Blackwell (Chemical Engineering)
	Logan Burnett (Business Administration)
	Deion Calhoun (Industrial Technology)
	Malik Dear (Interdisciplinary Studies)
	Nick Fitzgerald (Finance)
	Raymond Freeman (Mechanical Engineering)
	Cameron Gardner (Undeclared)
	John Garner (Business Administration)
	Joseph Garner (Business Administration)
	Fabien Lovett (Undeclared)
	Stephen Guidry (Interdisciplinary Studies)
	Grant Harris (Business Administration)
	Jesse Jackson (Industrial Technology)
	Elgton Jenkins (Industrial Technology)
	R.J. Jennings (Mechanical Engineering)
	Rip Kirk (Human Development/Family Sciences)
	Cameron Miller (Business Administration)
	Aaron Odom (Undeclared)
	Tyre Phillips (Human Development/Family Sciences)
	Tristan Pisacane (Mechanical Engineering)
	Chris Rayford (Interdisciplinary Studies)
	Stewart Reese (Kinesiology)
	Christian Roberson (Business Administration)
	Kody Schexnayder (Human Development/Family Sciences)
	Lee Tanner (Biological Sciences)
	Keytaon Thompson (Kinesiology)
	Evans Wilkerson (Accounting)
	Austin Williams (Business Administration)
	Darryl Williams (Human Development/Family Sciences)



## NATIONAL FOOTBALL FOUNDATION

COLLEGE FOOTBALL HALL OF FAME

MSU has produced four National Football Foundation National Scholar-Athletes/William V. Campbell Trophy finalists with Taveze Calhoun being the most recent in December 2015. Calhoun was the SEC's only representative in 2015. Calhoun was awarded an \$18,000 post graduate scholarship and honored at the Waldorf Astoria Hotel in New York. The Campbell Trophy recognizes an individual as the absolute best football scholar-athlete in the nation and is the highest academic honor in college football.

### NATIONAL FOOTBALL FOUNDATION NATIONAL SCHOLAR-ATHLETES/ CAMPBELL TROPHY FINALISTS

1972: Frank Dowsing, DB  
1989: Bo Russell, DB  
2010: Derek Sherrod, OL  
2015: Taveze Calhoun, DB

### COSIDA ACADEMIC ALL-AMERICANS

1953: Jackie Parker, QB  
1954: Hal Easterwood, C  
1956: Ron Bennett, DE  
1972: Frank Dowsing, B  
Ken Phares, QB  
1973: Jimmy Webb, DT  
1976: Will Coltharp, DE (1st Team)  
1989: Bo Russell, DB (1st Team)  
1992: Daniel Boyd, LB (2nd Team)  
2000: Scott Westerfield, PK (1st Team)

### CFA SCHOLAR-ATHLETE

1991: Daniel Boyd, LB  
1992: Daniel Boyd, LB



*Derek Sherrod was a National Football Foundation National Scholar-Athlete in 2010.*





Year	Rd	Pick	Name, Pos.	Team
1937:	10		Chuck Gelatka, E	New York Giants
1940:	12		Jim Goolsby, C	Cleveland Rams
1941:	6		John Tripson, T	Detroit Lions
	7		Buddy Elrod, E	Pittsburgh Steelers
	10		Harvey Johnson, B	Brooklyn Dodgers
	12		Billy Jefferson, B	Detroit Lions
	12		Arnie Moore, E	New York Giants
1943:	2		Blondy Black, B	Brooklyn Dodgers
	22		Charles Yancey, B	Washington Redskins
1944:	2		Lamar Blount, B	New York Giants
	4		Hillery Horne, E	Philadelphia Eagles
	14		Elbert Corley, C	New York Giants
	15		Billy Murphy, B	Brooklyn Dodgers (AAFC)
	17		Kermit Davis, E	Green Bay Packers
	19		Wally Matulich, B	Cleveland Rams
	21		Mike Mihalich, G	Brooklyn Dodgers (AAFC)
	22		Joe Warlick, B	Cleveland Rams
	26		Anse Howard, E	Green Bay Packers
	27		John Hughes, E	Cleveland Rams
	29		Marty Frohm, T	Brooklyn Dodgers (AAFC)
1945:	12		Stan Rhoades, E	New York Giants
1946:	9		Mike Harris, G	New York Giants
	10		Bill Hildebrand, E	Green Bay Packers
	21		Charley Cadenhead, C	Washington Redskins
1947:	6		Elbert Corley, C	Buffalo Bills
	11		Al Sidorik, T	Boston Patriots
1948:	2		Dub Garrett, T	Chicago Bears
	2		Dub Garrett, T	Baltimore Colts (AAFC)
	16	102	Wally Matulich, B	San Francisco 49ers (AAFC)
	30		Truett Smith, B	Chicago Bears
1949:	2		Harper Davis, B	Pittsburgh Steelers
	14		Murry Alexander, E	Brooklyn Dodgers (AAFC)
	23		R.B. Patterson, G	Detroit Lions
1950:	1		Harper Davis, B	Chicago Bears
	7		Truett Smith, B	Pittsburgh Steelers
	17		Jerry Taylor, C	Philadelphia Eagles
	26		Jim Pittman, B	Chicago Cardinals
1951:	22		Jack Rucker, B	Philadelphia Eagles
	24		Tony Kotowski, E	Philadelphia Eagles
	26		Billy Stewart, B	Philadelphia Eagles
1952:	7		Joe Fortunato, B	Chicago Bears
	7		John Pace, T	Cleveland Browns
	12		Jack Blount, T	Philadelphia Eagles
	18		Bill Pyron, T	Chicago Cardinals
1953:	16		Ken Deloe, T	Los Angeles Rams
	27		Jackie Parker, B	Detroit Lions
	28		Joe Cimini, T	Pittsburgh Steelers
1954:	12		Hal Easterwood, C	San Francisco 49ers
	24		Jim Barron, T	Pittsburgh Steelers
1956:	1		Art Davis, B	Pittsburgh Steelers
	21		Jim Harness, HB	Baltimore Colts
1958:	29		Ken Irby, T	Chicago Cardinals
1959:	1		Billy Stacy, B	Chicago Cardinals
	15		Jim Poteete, C	Philadelphia Eagles
1961:	2		Tom Goode, C	Houston Oilers (AFL)
	3		Walter Suggs, T	Houston Oilers (AFL)
	9		Bobby Bethune, B	Chicago Bears
	12		Floyd Powers, G	Buffalo Bills (AFL)
	17		Tom Goode, LB	Detroit Lions
1962:	15		Ray Osborne, T	San Francisco 49ers
	18		Charles Furlow, QB	Los Angeles Rams
	19		Lee Welch, HB	Dallas Texans
1963:	3		Johnny Baker, LB	Los Angeles Rams
	7		Johnny Baker, E	Houston Oilers (AFL)
	18		Bobby Garvin, T	Cleveland Browns
1964:	3		Ode Burrell, HB	Green Bay Packers
	4		Ode Burrell, HB	Houston Oilers (AFL)
	12		Howard Benton, T	San Francisco 49ers
	20		Bob Dugan, T	Buffalo Bills (AFL)
1965:	6		Justin Canale, G	Boston Patriots (AFL)
	7		Tom Neville, T	Boston Patriots (AFL)
	7		Bill Moore, HB	Kansas City Chiefs (AFL)
	9		Tom Neville, T	Pittsburgh Steelers
	12		Justin Canale, G	Cleveland Browns
1966:	3		Dan Bland, HB	San Francisco 49ers
	4		Hoyle Granger, FB	Baltimore Colts

	5		Hoyle Granger, FB	
	5		Grady Bolton, DT	
	8		Dan Bland, HB	
	15		Grady Bolton, T	
1967:	9	236	Harland Reed, TE	
	15	388	Tom Follard, LB	
	16	394	Marcus Rhoden, FL	
1968:	6	159	D.D. Lewis, LB	
	13	340	George Barron, T	
1970:	13	320	Jack Thomas, B	
1971:	11	283	Joe Reed, QB	
	13	325	Sammy Milner, WR	
	16	404	David Smith, WR	
1973:	2	50	Ken Phares, DB	
	16	391	Frank Dowsing, DB	
1974:	6	137	Wayne Jones, RB	
	11	267	Bill Buckley, WR	
	14	343	Greg Fountain, G	
1975:	1	10	Jimmy Webb, DT	
	5	117	Steve Freeman, DB	
	10	245	Rockey Felker, QB	
1976:	2	55	Jim Eidson, G	
	7	207	Larry Buie, DB	
	11	302	Chuck Bristin, T	
1977:	4	100	Stan Black, DB	
	8	203	Walter Packer, WR	
	10	262	Harvey Hull, LB	
	11	303	Ray Costick, LB	
1978:	3	59	Dennis Johnson, RB	
	5	133	Bruce Threadgill, DB	
	11	290	Larry Gillard, DT	
1979:	7	180	Henry Monroe, DB	
	10	253	Dave Marler, QB	
	10	260	Gerald Jackson, S	
1980:	3	80	James Jones, RB	
	5	137	Kenny Johnson, DB	
1981:	2	39	Mardy McDole, WR	
	5	113	Tyrone Keys, DE	
	11	294	Willie Jackson, DB	
	11	296	Larry Friday, DB	
1982:	1	2	Johnie Cooks, LB	
	1	26	Glen Collins, DE	
	10	262	Curtis Stowers, LB	
1983:	1	8	Michael Haddix, RB	
	3	62	Glen Young, WR	
1984:	4	103	George Wonsley, RB	
1986:	11	284	Pat Swoopes, NT	
	11	285	Aaron Pearson, LB	
1987:	2	51	Don Smith, RB	
	5	129	Kirby Jackson, CB	
	9	250	Bruce Plummer, CB	
	10	270	Louis Clark, WR	
1988:	7	192	Garry Frank, G	
1989:	8	213	Fred Hadley, WR	
	10	264	Anthony Butts, DT	
1990:	4	87	Jesse Anderson, TE	
	6	158	James Williams, LB	
1991:	5	116	Robert Young, DT	
	9	250	Jerry Bouldin, WR	
1992:	4	96	Keo Coleman, LB	
	8	215	Nate Williams, DT	
1993:	4	108	Kevin Henry, DE	
	5	125	Olanda Truitt, WR	
	5	140	Marc Woodard, LB	
	7	195	Willie Harris, WR	
1994:	5	142	Herman Carroll, DE	
1995:	2	59	Kendell Watkins, TE	
	2	62	Jesse James, OG	
	4	106	Melvin Hayes, OT	
	6	208	Fred McCrary, FB	
	7	210	Kevin Bouie, RB	
	7	224	Wesley Leasy, LB	
1996:	1	13	Walt Harris, DB	
	1	24	Eric Moulds, WR	
1997:	3	96	Brent Smith, OT	
	4	102	Terry Day, DT	
1998:	2	61	Eric Brown, DB	
	3	68	Robert Hicks, OT	
	4	120	Greg Favors, LB	
1999:	2	39	James Johnson, RB	
	2	42	Reggie Kelly, TE	
	2	57	Randy Thomas, OG	
	6	206	Dennis McKinley, FB	
2000:	4	120	Alvin McKinley, DL	
	5	133	Robert Bean, DB	
	6	190	John Hilliard, DL	
	7	237	Wes Shivers, OL	

Houston Oilers (AFL)	
Miami Dolphins (AFL)	
Houston Oilers (AFL)	
Green Bay Packers	
Green Bay Packers	
Boston Patriots	
New Orleans Saints	
Dallas Cowboys	
Philadelphia Eagles	
St. Louis Cardinals	
San Francisco 49ers	
San Diego Chargers	
Cleveland Browns	
Pittsburgh Steelers	
Philadelphia Eagles	
New York Jets	
New York Jets	
New York Jets	
San Francisco 49ers	
New England Patriots	
Cincinnati Bengals	
Dallas Cowboys	
Los Angeles Rams	
Atlanta Falcons	
San Francisco 49ers	
New England Patriots	
Buffalo Bills	
San Francisco 49ers	
Cleveland Browns	
Green Bay Packers	
Buffalo Bills	
Kansas City Chiefs	
Dallas Cowboys	
Atlanta Falcons	
Minnesota Vikings	
New York Jets	
Detroit Lions	
Cleveland Browns	
Baltimore Colts	
Cincinnati Bengals	
Atlanta Falcons	
Philadelphia Eagles	
Philadelphia Eagles	
Indianapolis Colts	
New Orleans Saints	
Kansas City Chiefs	
Tampa Bay Buccaneers	
New York Jets	
Denver Broncos	
Seattle Seahawks	
Denver Broncos	
New Orleans Saints	
Denver Broncos	
Tampa Bay Buccaneers	
New Orleans Saints	
Los Angeles Rams	
New York Giants	
New York Jets	
Pittsburgh Steelers	
Pittsburgh Steelers	
Los Angeles Raiders	
Pittsburgh Steelers	
Buffalo Bills	
New Orleans Saints	
Dallas Cowboys	
St. Louis Rams	
New York Jets	
Philadelphia Eagles	
Philadelphia Eagles	
Arizona Cardinals	
Chicago Bears	
Buffalo Bills	
Miami Dolphins	
New York Jets	
Denver Broncos	
Buffalo Bills	
Kansas City Chiefs	
Miami Dolphins	
Atlanta Falcons	
New York Jets	
Arizona Cardinals	
Carolina Panthers	
Cincinnati Bengals	
Seattle Seahawks	
Tennessee Titans	

2001:	2	45	Fred Smoot, CB	Washington Redskins
	3	93	Willie Blade, DT	Dallas Cowboys
	4	128	Pork Chop Womack, OL	Seattle Seahawks
	6	183	Ellis Wymys, DL	Tampa Bay Buccaneers
2002:	3	96	Dorsett Davis, DL	Denver Broncos
2003:	4	121	Justin Griffith, FB	Atlanta Falcons
	5	156	Donald Lee, TE	Miami Dolphins
	7	228	Mario Haggan, LB	Buffalo Bills
2005:	4	113	David Stewart, OL	Tennessee Titans
	5	137	Ronald Fields, DL	San Francisco 49ers
2006:	3	79	Jerious Norwood, RB	Atlanta Falcons
2007:	5	152	Antonio Johnson, DL	Tennessee Titans
2010:	6	173	Anthony Dixon, RB	San Francisco 49ers
	7	220	Jamar Chaney, LB	Philadelphia Eagles
2011:	1	32	Derek Sherrod, OL	Green Bay Packers
	4	99	K.J. Wright, LB	Seattle Seahawks
	5	165	Pernell McPhee, DL	Baltimore Ravens
	6	169	Chris White, LB	Buffalo Bills
2012:	1	12	Fletcher Cox, DL	Philadelphia Eagles
	5	170	Vick Ballard, RB	Indianapolis Colts
	6	192	Charles Mitchell, S	Atlanta Falcons
2013:	2	36	Darius Slay, CB	Detroit Lions
	2	43	Johnthan Banks, CB	Tampa Bay Buccaneers
	5	167	Josh Boyd, DE	Green Bay Packers
2014:	3	81	Gabe Jackson, OG	Oakland Raiders
2015:	2	38	Preston Smith, DE	Washington Redskins
	2	43	Benardrick McKinney, LB	Houston Texans
	6	178	Matt Wells, LB	New England Patriots
	6	195	Malcolm Johnson, TE	Cleveland Browns
	6	205	Josh Robinson, RB	Indianapolis Colts
2016:	2	37	Chris Jones, DT	Kansas City Chiefs
	3	68	Will Redmond, CB	San Francisco 49ers
	4	135	Dak Prescott, QB	Dallas Cowboys
2017:	6	210	Justin Senior, OL	Seattle Seahawks
2018:	3	80	Martinas Rankin, OT	Houston Texans
	6	211	Jordan Thomas, TE	Houston Texans
	7	239	Hunter Bradley, LS	Green Bay Packers
	7	247	Logan Cooke, P	Jacksonville Jaguars
2019:	1	19	Jeffery Simmons, DT	Tennessee Titans
	1	26	Montez Sweat, DE	Washington Redskins
	1	27	Johnathan Abram, S	Oakland Raiders
	2	44	Elgton Jenkins, OL	Green Bay Packers
	6	199	Gerri Green, DE	Indianapolis Colts

## FIRST ROUND PICKS (14)

Year	Name, Pos.	Team
1950:	Harper Davis, B	Chicago Bears
1956:	Art Davis, B	Pittsburgh Steelers
1959:	Billy Stacy, B	Chicago Cardinals
1975:	Jimmy Webb, DT	San Francisco 49ers
1982:	Johnie Cooks, LB	Baltimore Colts
	Glen Collins, DE	Cincinnati Bengals
1983:	Michael Haddix, RB	Philadelphia Eagles
1996:	Walt Harris, DB	Chicago Bears
	Eric Moulds, WR	Buffalo Bills
2011:	Derek Sherrod, OL	Green Bay Packers
2012:	Fletcher Cox, DL	Philadelphia Eagles
2019:	Johnathan Abram, S	Oakland Raiders
	Jeffery Simmons, DT	Tennessee Titans
	Montez Sweat, DE	Washington Redskins

## MSU DRAFT RECORDS

(SINCE AFL-NFL MERGER IN 1967)

Most players drafted in a season: 6 (1995)  
Most players drafted by same team: 3 by New York Jets (1974)  
Most first-round picks: 3 (2019)  
Most picks in first 2 rounds: 4 (2019)  
Most picks in first 3 rounds: 4 (2019)  
Most picks in first 4 rounds: 4 (2019)  
Most picks in first 5 rounds: 4 (2019)  
Most picks in first 6 rounds: 5 (2015, 2019)  
Most picks in first 100 players: 4 (2019)

## SUPPLEMENTAL/EXPANSION DRAFTS

Year	Rd	Pick	Name, Pos.	Team
1966:			Tom Goode, C	Miami Dolphins
1984:	1	26	Danny Knight, WR	Miami Dolphins
1986:	3	77	John Bond, QB	Cleveland Browns
1995:			James Williams, LB	Jacksonville Jaguars





## ALL-TIME NFL ROSTER

ANDERSON, Jesse, TE  
Tampa Bay (1990-91), Pittsburgh (1992),  
Green Bay (1993)

AUTRY, Denico, DE  
Oakland (2014-17), Indianapolis (2018-)

BAKER, Johnny, LB  
Houston (1963-66), San Diego (1967)

BALLARD, Vick, RB  
Indianapolis (2012-15), New Orleans (2016)

BANKS, Johnthan, DB  
Tampa Bay (2013-16), Chicago (2016-17)

BARNES, Ernie, DT  
Baltimore (1983)

BEAN, Robert, DB  
Cincinnati (2000-02), Jacksonville (2002)

BECKWITH, Ben, G  
San Diego (2015)

BELL, Aubrey, WR  
Houston (2009)

BETHUNE, Bobby, DB  
San Diego (1962)

BLACK, Blondy, HB  
Buffalo [AAFC] (1946),  
Baltimore [AAFC] (1947)

BLACK, Stan, DB  
San Francisco (1977)

BLACKMORE, Richard, CB  
Philadelphia (1979-82), San Francisco (1983)

BLADE, Willie, DL  
Dallas (2001, 2003, 2005), Houston (2002),  
Jacksonville (2004)

BLOUNT, Lamar, E  
Miami [AAFC] (1946), Buffalo [AAFC]  
(1947), Baltimore [AAFC] (1947)

BONNER, Wade, S  
Philadelphia (2012)

BOYD, Josh, DL  
Green Bay (2013-15), Indianapolis (2017)

BOUIE, Kevin, RB  
Philadelphia (1995), San Diego (1996)

BRADLEY, Hunter, LS  
Green Bay (2018-)

BROWN, Eric, S  
Denver (1998-01), Houston (2002-04)

BROWN, Fred, WR  
Los Angeles Rams (2017-18), Denver (2019)

BROWN, Jerome, DE  
Cleveland (1993)

BROWN, Richie, LB  
Carolina (2017-18), Atlanta (2018)

BROWN, Ryan, DE  
Cincinnati (2016-17)

BROWN, Titus, DE  
Cleveland (2009-11)

BRYANT, Brandon, DB  
N.Y. Jets (2018-)

BUMPHIS, Chad, WR  
Miami/Denver (2013)

BURRELL, Ode, RB  
Houston (1964-69)

BUTLER, Eric, TE  
St. Louis (2009)

BYRDSONG, Shawn, DB  
Baltimore (2002), New Orleans (2003)

CALHOUN, Taveze, CB  
New Orleans (2016-17), Miami (2017-18),  
Atlanta (2018-)

CALVIN, Johnathan, DT  
Green Bay (2017), Indianapolis (2017-18)

CANALE, Justin, G  
Boston (1965-68), Cincinnati (1969)

CARMON, James, OL  
Buffalo (2012)

CARROLL, Herman, DE  
New Orleans (1994)

CHAPMAN, Winston, SNP  
Miami (2017)

CHANEY, Jamar, LB  
Philadelphia (2010-12), Atlanta (2013)

CHERRINGTON, Dewayne, DL  
Seattle (2013)

CLARK, Arceto, WR  
Seattle (2013)

CLARK, Louis, WR  
Seattle (1987-92), Green Bay (1993)

CLAUSELL, Blaine, OT  
Baltimore (2015), New England (2015),  
Carolina (2016-17), Arizona (2018)

COLEMAN, Keo, LB  
N.Y. (1992), Green Bay (1993)

COLLINS, Glen, DE  
Cincinnati (1982-85), San Francisco (1987)

COOKE, Logan P  
Jacksonville (2018-)

COOKS, Johnie, LB  
Baltimore/Indianapolis (1982-88),  
New York (1988-90), Cleveland (1991)

CORLEY, Elbert, C  
Buffalo [AAFC] (1947),  
Baltimore [AAFC] (1948)

COSTICT, Ray, LB  
New England (1977-80)

COX, Fletcher, DT  
Philadelphia (2012-)

CULBERSON, Quinton, LB  
St. Louis (2007-09), Carolina (2009)

DANIEL, Willie, DB  
Pittsburgh (1961-66), Los Angeles (1967-69)

DAVIS, Art, HB  
Pittsburgh (1956)

DAVIS, Dorsett, DL  
Denver (2002-06)

DAVIS, Harper, HB  
Los Angeles [AAFC] (1949),  
Chicago (1950), Green Bay (1951)

DAY, Dillon, C  
Denver (2015-17), Green Bay (2017-18)

DAY, Terry, DE  
N.Y. Jets (1997-98)

DIXON, Anthony, RB  
San Francisco (2010-13), Buffalo (2014-15)

DOCKERY, Kevin, DB  
N.Y. Giants (2006-09), St. Louis (2010)

DOUGLAS, Dominic, LB  
St. Louis (2009)

LASHARD, DURR, DB  
Indianapolis (2018)

EIDSON, Jim, OL  
Dallas (1976)

ELEY, Clifton, TE  
Minnesota (1987)

EULLS, Kaleb, DT  
New Orleans (2015),  
LA Chargers (2016-17), Jacksonville (2018)

EVANS, Willie, DE  
Atlanta (2009-10)

FAVORS, Greg, LB  
Kansas City (1998), Tennessee (1999-01),  
Indianapolis/Buffalo (2002), Carolina/  
Jacksonville (2003), Jacksonville (2004-05)

FIELDS, Ronald, DT  
San Francisco (2005-08),  
Denver (2009-10), Carolina (2011)

FITZHUGH, Keith, DB  
New York Jets (2009)

FORTUNATO, Joe, FB  
Chicago (1955-66)

FREEMAN, Steve, DB  
Buffalo (1975-86), Minnesota (1987)

FRIDAY, Larry, S  
Buffalo (1987)

GARRETT, Dub, T  
Baltimore [AAFC] (1948-49),  
Chicago (1950)

GELATKA, Charles, E  
N.Y. Giants (1937-40)

GILLARD, Larry, DE  
N.Y. Giants (1978)

GOODE, Tom, C  
Houston (1962-65), Miami (1966-69),  
Baltimore (1970)

GOOLSBY, Jim, C  
Cleveland (1940)

GRANGER, Hoyle, FB  
Houston (1966-70, 72), New Orleans (1971)

GRAY, J.T., DB  
New Orleans (2018-)

GRIER, James, DT  
Buffalo (1998), New England (1999)

GRIFFITH, Justin, FB  
Atlanta (2003-05); Oakland (2006-08),  
Seattle (2009), Houston (2010)

HADDIX, Michael, RB  
Philadelphia (1983-88), Green Bay (1989-90)

HAGGAN, Mario, LB  
Buffalo (2003-07),  
Denver (2008-11), St. Louis (2012)

HARMON, Clarence, RB  
Washington (1977-82),  
New Jersey [USFL] (1984-85)

HARNESS, Jim, HB  
Baltimore (1956)

HARRIS, Amos (Mike), G  
Brooklyn [AAFC] (1947-48)

HARRIS, Johnnie, DB  
Oakland (1999-01), N.Y. Giants (2002-03)

HARRIS, Walt, CB  
Chicago (1996-01), Indianapolis (2002-03),  
Washington (2004-05), San Francisco  
(2006-2010), Baltimore (2010)

HARRIS, Willie, WR  
Buffalo (1993), Green Bay (1993),  
Chicago (1993)

HARRISON, Granville, E  
N.Y. Giants (1941), Philadelphia (1941),  
Detroit (1942)

HAYES, Melvin, OT  
N.Y. Jets (1995), Houston (1996)

HENRY, Kevin, DE  
Pittsburgh (1993-00), Cincinnati (2001)



HICKS, Robert, OT  
Buffalo (1998-00)

HILLIARD, John, DL  
Seattle (2000-02)

HUGHES, Jay, S  
St. Louis (2015)

HULL, Kent, C  
Buffalo (1986-96)

HUNT, Purvis, OG  
Houston (1995)

HUTSON, Brian, SS  
New England (1990)

JACKSON, Gabe, OG  
Oakland (2014-)

JACKSON, Gerald, DB  
Kansas City (1979)

JACKSON, Kirby, DB  
Los Angeles (1987), Buffalo (1987-93),  
Seattle (1993-94)

JAMES, Jesse, C  
St. Louis (1995-96)

JEFFERSON, Billy, HB  
Detroit (1941), Brooklyn (1942),  
Philadelphia (1942)

JENKINS, Justin, WR  
Philadelphia (2004-05), Buffalo (2007-09)

JOHNSON, Antonio, DL  
Indianapolis (2008-12), Tennessee (2013)

JOHNSON, Dennis, FB  
Buffalo (1978-79), N.Y. Giants (1980-81)

JOHNSON, James, RB  
Miami (1999-01), Cleveland (2002)

JOHNSON, Kenneth, DB  
Green Bay (1987-88)

JOHNSON, Kenny, DB  
Atlanta (1980-86), Houston (1986-89)

JOHNSON, Malcolm, FB  
Cleveland (2015-16), Seattle (2016-17), San  
Francisco (2018), Green Bay (2018-)

JONES, Chris, DT  
Kansas City (2016-)

JONES, James, HB  
Dallas (1980-82, 1984-85)

KELLY, Reggie, TE  
Atlanta (1999-02, 2011), Cincinnati (2003-10)

KELLY, Tommy, DL  
Oakland (2004-12), New England (2013),  
Arizona (2014)

KEYS, Tyrone, DE  
Chicago (1983-85), Tampa Bay (1986-87),  
San Diego (1988)

KOWALSKI, Andy, E  
Brooklyn (1943-44), Boston (1945),  
Miami [AAFC] (1946)

LAWRENCE, Addison, OL  
Baltimore (2012)

LAWRENCE, Cameron, LB  
Dallas (2013-14)

LEASY, Wesley, LB  
Arizona (1995-96)

LEE, Donald, TE  
Miami (2003-04), Green Bay (2005-10),  
Cincinnati (2011-12)

LEWIS, D.D., LB  
Dallas (1968, 70-81)

LONG, Lance, WR  
Arizona (2008-09), Kansas City (2009-11),  
Detroit (2012)

LOVE, Kyle, DL  
New England (2010-12), Jacksonville (2013),  
Kansas City (2013-14), Carolina (2014-)

MANLEY, Joseph, C  
San Francisco (1953)

MCCRARY, Fred, FB  
Philadelphia (1995), New Orleans (1997),  
San Diego (1999-02), New England (2003),  
Atlanta (2004-05)

McDOLLE, Mardye, SE  
Minnesota (1981-83)

McKINLEY, Alvin, DL  
Carolina (2000), Cleveland (2001-06);  
Denver (2007), New Orleans (2008)

McKINLEY, Dennis, FB  
Arizona (1999-02)

McKINNEY, Benardrick, LB  
Houston (2015-)

McPHEE, Pernell, DE  
Baltimore (2011-14), Chicago (2015-17),  
Washington (2018), Baltimore (2019-)

McRAE, Brandon, WR  
St. Louis (2010)

McWILLIAMS, Tom "Shorty", HB  
Los Angeles [AAFC] (1949), Pittsburgh (1950)

MITCHELL, Charles, S  
Atlanta (2012)

MONROE, Henry, DB  
Philadelphia (1979)

MOULDS, Eric, WR  
Buffalo (1996-05), Houston (2006),  
Tennessee (2007)

NEVILLE, Tommy, T  
New England (1965-77), Denver (1978),  
N.Y. Giants (1979)

NIX, Jack, HB  
Cleveland (1940)

NORWOOD, Jerious, RB  
Atlanta (2006-10), St. Louis (2011)

PACKER, Walter, RB-KR  
Seattle (1977), Tampa Bay (1977)

PATRICK, Mike, P  
New England (1975-78)

PEARSON, Aaron, LB  
Kansas City (1986-88)

PERKINS, LaDarius, RB  
Green Bay (2014), Pittsburgh (2014),  
Indianapolis (2015)

PHARR, Tommy, QB  
Buffalo (1970)

PLUMMER, Bruce, DB  
Denver (1987-88, 90), Miami (1988),  
Indianapolis (1989), San Diego (1990)

PRESCOTT, Dak, QB  
Dallas (2016-)

RANKIN, Martinus, OL  
Houston (2018-)

REDMOND, Will, CB  
San Francisco (2016),  
Kansas City (2017-18), Green Bay (2018-)

REED, Joe, QB  
San Francisco (1972-74), Detroit (1975-79)

ROBINSON, Deljuan, DT  
Houston (2007-09)

ROBINSON, Josh, RB  
Indianapolis (2015)

ROSS, Fred, WR  
Carolina (2017-18)

SAULSBERRY, Quentin, OG  
Minnesota (2012), Denver (2012-13)

SEARS, Corey, DT  
Baltimore (1996), St. Louis (1998), Arizona  
(1999-00), Houston (2002-05)

SHERROD, Derek, OT  
Green Bay (2011-14)

SHIVERS, Wes, OL  
Atlanta (2000-01)

SIDORIK, Alex, T  
Boston (1947), Baltimore (1948-49)

SIMMONS, Michael, DT  
New Orleans (1989-90)

SKINNER, Deontae, LB  
New England (2014-15), Philadelphia (2015),  
New York Giants (2016-17)

SLAY, Darius, CB  
Detroit (2013-)

SMITH, Brent, OT  
Miami (1997-02), N.Y. Jets (2003-04),  
Jacksonville (2005)

SMITH, Don, QB  
Tampa Bay (1988-89), Buffalo (1990)

SMITH, Preston, LB  
Washington (2015-18), Green Bay (2019-)

SMITH, Truett, QB  
Pittsburgh (1950-51)

SMOOT, Fred, CB  
Washington (2001-04),  
Minnesota (2005-06), Washington (2007-09)

STACY, Billy, QB  
Chicago/St. Louis (1959-63)

STEWART, David, OT  
Tennessee (2005-13)

SUGGS, Walter, T  
Houston (1962-71)

SWOOPES, Pat, DT  
New Orleans (1987, 89), Kansas City (1991)

TAIT, Arthur, E  
Dallas (1952)

THOMAS, Jordan, TE  
Houston (2018-)

THOMAS, Randy, OG  
N.Y. Jets (1999-02), Washington (2003-09)

THREADGILL, Bruce, S  
San Francisco (1978)

TRIPSON, John, T  
Detroit (1941)

TRUITT, Olanda, WR  
L.A. Raiders (1993), Minnesota (1993),  
Washington (1994-95), Oakland (1996-97)

WATKINS, Kendall, TE  
Dallas (1995-96)

WEBB, Jimmy, DT  
San Francisco (1975-80), San Diego (1981)

WELLS, Matt, LB  
New England (2015), Chicago (2015),  
St. Louis (2015)

WHITE, Chris, LB  
Buffalo (2011-12), New England (2013-14)

WILLIAMS, Greg, DB  
Washington (1982-85)

WILLIAMS, James, LB  
New Orleans (1990-94), Jacksonville  
(1995), San Francisco (1997-98),  
Cleveland (1999)

WOITT, John, DB  
San Francisco (1968-69)

WOMACK, Pork Chop, OG  
Seattle (2001-09), Cleveland (2009-10),  
Arizona (2011)

WONSLEY, George, HB  
Indianapolis (1984-88),  
New England (1989)

WOODARD, Marc, LB  
Pittsburgh (1993), Philadelphia (1993-96)

WRIGHT, K.J., LB  
Seattle (2011-)

WYMS, Ellis, DT  
Tampa Bay (2001-05), Seattle (2006),  
Minnesota (2007)

YOUNG, Glen, SE  
Philadelphia (1983), St. Louis (1984),  
Cleveland (1984-85, 87-88)

YOUNG, Robert, DT  
Los Angeles/St. Louis (1991-95),  
Houston (1996)

*\* Note 2019 NFL Draft picks/free agents not listed on roster. List is of  
players who were on 2018 rosters and prior.*



## NFL COMBINE PARTICIPANTS (61)

<b>1999:</b>	J.J. Johnson, RB Reggie Kelly, TE Randy Thomas, OG
<b>2000:</b>	Robert Bean, CB Ashley Cooper, SS Terrance McCaskey, TE Alvin McKinley, DT Wes Shivers, OT
<b>2001:</b>	Floyd Womack, OG Ellis Wyms, DE
<b>2002:</b>	Dorsett Davis, DT Ditzeno Miller, RB
<b>2003:</b>	Korey Banks, CB Justin Griffith, FB Mario Haggan, LB Donald Lee, TE
<b>2004:</b>	Justin Jenkins, WR Tommy Kelly, DE Ronald Fields, DT David Stewart, OT
<b>2005:</b>	Jerious Norwood, RB
<b>2006:</b>	Quinton Culberson, LB
<b>2007:</b>	Antonio Johnson, DT
<b>2009:</b>	Derek Pegues, FS
<b>2010:</b>	Jamar Chaney, LB Anthony Dixon, RB
<b>2011:</b>	Pernell McPhee, DE Derek Sherrod, OT Chris White, LB K.J. Wright, LB
<b>2012:</b>	Vick Ballard, RB Fletcher Cox, DT Charles Mitchell, SS Quentin Saulsberry, C
<b>2013:</b>	Johnthan Banks, CB Josh Boyd, DT Darius Slay, CB
<b>2014:</b>	Gabe Jackson, OG LaDarius Perkins, RB
<b>2015:</b>	Justin Cox, S Benardrick McKinney, LB Josh Robinson, RB Preston Smith, DE
<b>2016:</b>	Beniquez Brown, LB Taveze Calhoun, CB Chris Jones, DT Dak Prescott, QB Will Redmond, CB DeRunya Wilson, WR
<b>2017:</b>	Fred Ross, WR Justin Senior, OT
<b>2018:</b>	Martinas Rankin, OT Jordan Thomas, TE
<b>2019:</b>	Johnathan Abram, S Deion Calhoun, OG Nick Fitzgerald, QB Gerri Green, DE Elgton Jenkins, C Mark McLaurin, S Jamal Peters, CB Montez Sweat, DE



## SENIOR BOWL PARTICIPANTS (94)

<b>1952:</b>	Bill Stewart, B
<b>1953:</b>	Joe Fortunato, B
<b>1955:</b>	Hal Easterwood, C Charles Evans, B
<b>1956:</b>	Art Davis, B Scott Suber, G
<b>1957:</b>	Ron Bennett, E
<b>1958:</b>	Jimmy Dodd, C

<b>1959:</b>	Bill Stacy, B
<b>1961:</b>	Tom Goode, C Walter Suggs, T
<b>1963:</b>	Johnny Baker, E
<b>1964:</b>	Ode Burrell, B
<b>1965:</b>	Justin Canale, G
<b>1966:</b>	Hoyle Granger, B
<b>1968:</b>	D.D. Lewis, LB
<b>1971:</b>	David Smith, WR
<b>1973:</b>	Ken Phares, DB
<b>1974:</b>	Wayne Jones, RB
<b>1975:</b>	Steve Freeman, DB Jimmy Webb, DL
<b>1976:</b>	Jim Eidson, OL
<b>1977:</b>	Ray Costict, LB
<b>1978:</b>	Larry Gaillard, OL
<b>1980:</b>	Kenny Johnson, DB
<b>1981:</b>	Mardye McDole, WR
<b>1983:</b>	Michael Haddix, RB Wayne Harris, OL Dana Moore, K Glen Young, WR
<b>1985:</b>	Corwyn Aldredge, TE
<b>1987:</b>	Don Smith, QB
<b>1988:</b>	Garry Frank, OL
<b>1990:</b>	Jesse Anderson, TE
<b>1991:</b>	Robert Young, DL
<b>1992:</b>	Nate Williams, DL
<b>1993:</b>	Willie Harris, WR Kevin Henry, DL
<b>1995:</b>	Melvin Hayes, OL Jesse James, OL Kendell Watkins, TE
<b>1996:</b>	Brian Anderson, OL Walt Harris, DB Eric Moulds, WR Larry Williams, DL
<b>1997:</b>	Terry Day, DL Brent Smith, OL
<b>1998:</b>	Eric Brown, DB Eric Dotson, DL Greg Favors, LB Robert Hicks, OL
<b>1999:</b>	James Johnson, RB Reggie Kelly, TE Randy Thomas, OL
<b>2000:</b>	Robert Bean, DB Kevin Sluder, DL Jeff Walker, P
<b>2001:</b>	Willie Blade, DL Fred Smoot, DB Scott Westerfield, K Floyd Womack, OL Ellis Wyms, DL
<b>2002:</b>	Dorsett Davis, DL Conner Stephens, OL
<b>2003:</b>	Justin Griffith, RB Mario Haggan, LB
<b>2004:</b>	Justin Jenkins, WR Tommy Kelly, DL Brent Smith, K
<b>2005:</b>	Ronald Fields, DL David Stewart, OL Jerious Norwood, RB
<b>2006:</b>	Antonio Johnson, DL
<b>2008:</b>	Titus Brown, DL
<b>2009:</b>	Derek Pegues, DB
<b>2010:</b>	Jamar Chaney, LB Anthony Dixon, RB Pernell McPhee, DL Derek Sherrod, OL Chris White, LB K.J. Wright, LB
<b>2012:</b>	Vick Ballard, RB
<b>2013:</b>	Josh Boyd, DL
<b>2014:</b>	Gabe Jackson, OL
<b>2015:</b>	Dillon Day, C Kaleb Eulls, DL Preston Smith, DL Dak Prescott, QB Fred Ross, WR
<b>2017:</b>	Justin Senior, OL
<b>2019:</b>	Johnathan Abram, S Gerri Green, DE Elgton Jenkins, C Montez Sweat, DE

## SENIOR BOWL MVP (3)

<b>1964:</b>	Ode Burrell, RB
<b>1987:</b>	Don Smith, RB
<b>2016:</b>	Dak Prescott, QB

## EAST/WEST SHRINE GAME PARTICIPANTS (29)

<b>1952:</b>	Joe Fortunato, LB
<b>1976:</b>	Jim Eidson, T/G
<b>1977:</b>	Harvey Hull, LB Stan Black, DB
<b>1978:</b>	Dennis Johnson, RB
<b>1982:</b>	Glen Collins, DL
<b>1983:</b>	Wayne Harris, OL
<b>1995:</b>	Kevin Bouie, RB
<b>1996:</b>	Eric Moulds, WR Larry Williams, DE
<b>1997:</b>	Paul Lacoste, LB
<b>2001:</b>	Willie Blade, DT
<b>2002:</b>	Ditzeno Miller, RB
<b>2003:</b>	Donald Lee, TE
<b>2004:</b>	Justin Jenkins, WR
<b>2010:</b>	Jamar Chaney, LB
<b>2011:</b>	JC Brignone, C
<b>2012:</b>	Quentin Saulsberry, OL
<b>2013:</b>	Chad Bumphis, WR Josh Boyd, DL LaDarius Perkins, RB
<b>2014:</b>	Dillon Day, OL
<b>2015:</b>	Ben Beckwith, OL Ryan Brown, DL Taveze Calhoun, DB
<b>2016:</b>	Richie Brown, LB
<b>2017:</b>	Hunter Bradley, LS
<b>2018:</b>	Jordan Thomas, TE
<b>2019:</b>	Jamal Peters, CB

## NFLPA COLLEGIATE BOWL GAME PARTICIPANTS (4)

<b>2014:</b>	Denico Autry, DE Deontae Skinner, LB
<b>2017:</b>	Jamaal Clayborn, OL Johnathan Calvin, DE



## NFL PRO BOWL SELECTIONS (28)

<b>1941:</b>	John Tripson, Detroit, OT
<b>1958:</b>	Joe Fortunato, Chicago, LB
<b>1961:</b>	Billy Stacy, St. Louis, DB
<b>1962:</b>	Joe Fortunato, Chicago, LB
<b>1963:</b>	Joe Fortunato, Chicago, LB
<b>1964:</b>	Joe Fortunato, Chicago, LB
<b>1965:</b>	Ode Burrell, Houston (AFL), HB Joe Fortunato, Chicago, LB
<b>1967:</b>	Hoyle Granger, Houston (AFL), FB
<b>1968:</b>	Hoyle Granger, Houston (AFL), FB
<b>1969:</b>	Tom Goode, Miami, C
<b>1988:</b>	Kent Hull, Buffalo, C
<b>1989:</b>	Kent Hull, Buffalo, C
<b>1990:</b>	Kent Hull, Buffalo, C
<b>1998:</b>	Eric Moulds, Buffalo, WR
<b>2000:</b>	Eric Moulds, Buffalo, WR
<b>2002:</b>	Eric Moulds, Buffalo, WR
<b>2006:</b>	Walt Harris, San Francisco, CB
<b>2015:</b>	Fletcher Cox, Philadelphia, DT
<b>2016:</b>	Fletcher Cox, Philadelphia, DT Dak Prescott, Dallas, QB K.J. Wright, Seattle, LB
<b>2017:</b>	Fletcher Cox, Philadelphia, DT Darius Slay, Detroit, CB
<b>2018:</b>	Fletcher Cox, Philadelphia, DT Dak Prescott, Dallas, QB Benardrick McKinney, Houston, LB Darius Slay, Detroit, CB

\* note year is season selected not year game played

## ALL-TIME SUPER BOWL APPEARANCES (49)

*\*Note year listed is year played of Super Bowl, not year of season*

Player	Team	Years
Richard Blackmore	Philadelphia Eagles	1981
Eric Brown	Denver Broncos	1999
Dewayne Cherrington	Seattle Seahawks	2014
Arceto Clark	Seattle Seahawks	2014
Johnie Cooks	New York Giants	1991
Fletcher Cox	Philadelphia Eagles	2018
Dillon Day	Denver Broncos	2016
Anthony Dixon	San Francisco 49ers	2013
Kevin Dockery	New York Giants	2008
Greg Favors	Tennessee Titans	2000
	Carolina Panthers	2004
Tom Goode	Baltimore Colts	1971
Clarence Harmon	Washington Redskins	1983
Willie Harris	Buffalo Bills	1994
Kevin Henry	Pittsburgh Steelers	1996
Kent Hull	Buffalo Bills	1991, '92, '93, '94
Kirby Jackson	Buffalo Bills	1990, '91, '92, '93
Justin Jenkins	Philadelphia Eagles	2005
Antonio Johnson	Indianapolis Colts	2010
Tyrone Keys	Chicago Bears	1986
Lance Long	Arizona Cardinals	2009
Donald Lee	Green Bay Packers	2011
D.D. Lewis	Dallas Cowboys	1971, '72, '76, '78, '79
Kyle Love	New England Patriots	2012
	Carolina Panthers	2016
Fred McCrary	New England Patriots	2004
Pernell McPhee	Baltimore Ravens	2013
Bruce Plummer	Denver Broncos	1988
Dezmond Sherrod	Pittsburgh Steelers	2009
Deontae Skinner	New England Patriots	2015
Don Smith	Buffalo Bills	1991
Pork Chop Womack	Seattle Seahawks	2006
Kendell Watkins	Dallas Cowboys	1996
Chris White	New England Patriots	2015
Greg Williams	Washington Redskins	1983, '84
K.J. Wright	Seattle Seahawks	2014, '15
Ellis Wymys	Tampa Bay Buccaneers	2003

## ALL-TIME SUPER BOWL WINNERS (22)

*\*Note year listed is year played of Super Bowl, not year of season*

Player	Team	Years
Eric Brown	Denver Broncos	1999
Dewayne Cherrington	Seattle Seahawks	2014
Arceto Clark	Seattle Seahawks	2014
Johnie Cooks	New York Giants	1991
Fletcher Cox	Philadelphia Eagles	2018
Dillon Day	Denver Broncos	2016
Kevin Dockery	New York Giants	2008
Tyrone Keys	Chicago Bears	1986
Tom Goode	Baltimore Colts	1971
Clarence Harmon	Washington Redskins	1983
Donald Lee	Green Bay Packers	2011
D.D. Lewis	Dallas Cowboys	1972, '78^
Fred McCrary	New England Patriots	2004
Pernell McPhee	Baltimore Ravens	2013
Dezmond Sherrod	Pittsburgh Steelers	2009
Deontae Skinner	New England Patriots	2015
Kendell Watkins	Dallas Cowboys	1996
Chris White	New England Patriots	2015
Greg Williams	Washington Redskins	1983
K.J. Wright	Seattle Seahawks	2014
Ellis Wymys	Tampa Bay Buccaneers	2003


^ - only two-time Super Bowl winner in MSU history



**K.J. Wright** (above) was one of three former Bulldogs who claimed a 2014 Super Bowl ring with the Seattle Seahawks following a 43-8 blowout victory of the Denver Broncos.



**Fletcher Cox** (above) became the latest Bulldog to win a Super Bowl ring as the Philadelphia Eagles defeated the New England Patriots, 41-33, in the 52nd edition of the game in Minneapolis.



**Dillon Day** (above) won the 2016 Super Bowl as a member of the Denver Broncos. Day defeated former Bulldog Kyle Love (Carolina) by a score of 24-10.





## ALL-TIME BOWL RESULTS (22 GAMES)

RECORD: 13-9

Date	Bowl	Opponent	Location	Venue	Attendance	Result	Score
1/1/37	Orange	Duquesne	Miami, Fla.	Orange Bowl	9,210	L	12-13
1/1/41	Orange	Georgetown	Miami, Fla.	Orange Bowl	29,554	W	14-7
12/21/63	Liberty	NC State	Philadelphia, Pa.	Philadelphia Stadium	8,309	W	16-12
12/28/74	Sun	North Carolina	El Paso, Texas	Sun Bowl	26,035	W	26-24
12/27/80	Sun	Nebraska	El Paso, Texas	Sun Bowl	34,723	L	17-31
12/31/81	Hall of Fame	Kansas	Birmingham, Ala.	Legion Field	41,672	W	10-0
12/29/91	Liberty	Air Force	Memphis, Tenn.	Liberty Bowl	61,497	L	15-38
1/1/93	Peach	North Carolina	Atlanta, Ga.	The Georgia Dome	69,125	L	17-21
1/2/95	Peach	NC State	Atlanta, Ga.	The Georgia Dome	64,902	L	24-28
1/1/99	Cotton	Texas	Dallas, Texas	Cotton Bowl	72,611	L	11-38
12/30/99	Peach	Clemson	Atlanta, Ga.	The Georgia Dome	73,315	W	17-7
12/31/00	Independence	Texas A&M	Shreveport, La.	Independence Stadium	36,974	W	43-41[OT]
12/29/07	Liberty	UCF	Memphis, Tenn.	Liberty Bowl	63,816	W	10-3
1/1/11	Gator	Michigan	Jacksonville, Fla.	EverBank Field	68,352	W	52-14
12/30/11	Music City	Wake Forest	Nashville, Tenn.	LP Field	55,208	W	23-17
1/1/13	Gator	Northwestern	Jacksonville, Fla.	EverBank Field	48,612	L	20-34
12/31/13	Liberty	Rice	Memphis, Tenn.	Liberty Bowl	57,846	W	44-7
12/31/14	Orange	Georgia Tech	Miami Gardens, Fla.	Sun Life Stadium	58,211	L	34-49
12/30/15	Belk	NC State	Charlotte, N.C.	Bank of America Stadium	46,423	W	51-28
12/26/16	St. Petersburg	Miami (Ohio)	St. Petersburg, Fla.	Tropicana Field	15,717	W	17-16
12/30/17	TaxSlayer	Louisville	Jacksonville, Fla.	EverBank Field	41,310	W	31-27
1/1/19	Outback	Iowa	Tampa, Fla.	Raymond James Stadium	40,518	L	22-27

## COACHES IN MSU BOWL GAMES

1/1/37	Orange	Duquesne	Ralph Sasse	John Smith
1/1/41	Orange	Georgetown	Allyn McKeen	Jack Hagerty
12/21/63	Liberty	North Carolina State	Paul Davis	Earle Edwards
12/28/74	Sun	North Carolina	Bob Tyler	Bill Dooley
12/27/80	Sun	Nebraska	Emory Bellard	Tom Osborne
12/31/81	Hall of Fame	Kansas	Emory Bellard	Don Fambrough
12/29/91	Liberty	Air Force	Jackie Sherrill	Fisher DeBerry
1/1/93	Peach	North Carolina	Jackie Sherrill	Mac Brown
1/2/95	Peach	North Carolina State	Jackie Sherrill	Mike O'Cain
1/1/99	Cotton	Texas	Jackie Sherrill	Mac Brown
12/30/99	Peach	Clemson	Jackie Sherrill	Tommy Bowden
12/31/00	Independence	Texas A&M	Jackie Sherrill	R.C. Slocum
12/29/07	Liberty	UCF	Sylvester Croom	George O'Leary
1/1/11	Gator	Michigan	Dan Mullen	Rich Rodriguez
12/30/11	Music City	Wake Forest	Dan Mullen	Jim Grobe
1/1/13	Gator	Northwestern	Dan Mullen	Pat Fitzgerald
12/31/13	Liberty	Rice	Dan Mullen	David Bailiff
12/31/14	Orange	Georgia Tech	Dan Mullen	Paul Johnson
12/30/15	Belk	NC State	Dan Mullen	Dave Doeren
12/26/16	St. Petersburg	Miami (Ohio)	Dan Mullen	Chuck Martin
12/30/17	TaxSlayer	Louisville	Greg Knox (interim)	Bobby Petrino
1/1/19	Outback	Iowa	Joe Moorhead	Kirk Ferentz

## BEST BOWL WINNING PCT. BY MSU COACH

Coach	Record	Pct.
Sylvester Croom	1-0	1.000
Paul Davis	1-0	1.000
Greg Knox (interim)	1-0	1.000
Allyn McKeen	1-0	1.000
Bob Tyler	1-0	1.000
Dan Mullen	5-2	.714
Emory Bellard	1-1	.500
Jackie Sherrill	2-4	.333
Joe Moorhead	0-1	.000
Ralph Sasse	0-1	.000

## MOST BOWL GAME WINS BY MSU COACH

Coach	Record	Pct.
Dan Mullen	5-2	.714
Jackie Sherrill	2-4	.333
Sylvester Croom	1-0	1.000
Paul Davis	1-0	1.000
Greg Knox (interim)	1-0	1.000
Allyn McKeen	1-0	1.000
Bob Tyler	1-0	1.000
Emory Bellard	1-1	.500
Joe Moorhead	0-1	.000
Ralph Sasse	0-1	.000

## MSU BOWL GAME MOST VALUABLE PLAYERS

## 1963 LIBERTY BOWL

Ode Burrell, HB

## 1974 SUN BOWL

Terry Vitrano, FB  
Jimmy Webb, DT - Outstanding Lineman

## 1981 HALL OF FAME BOWL

John Bond, QB  
John Bond, QB (MSU Offense)  
Johnie Cooks, LB (MSU Defense)

## 1991 MSU LIBERTY BOWL

Kenny Roberts, RB (MSU Offense)  
Keo Coleman, LB (MSU Defense)

## 1993 PEACH BOWL

Greg Plump, QB (MSU Offense)  
Marc Woodard, LB (MSU Defense)

## 1995 PEACH BOWL

Tim Rogers, PK (MSU Offense)  
Larry Williams, DL (MSU Defense)

## 1999 PEACH BOWL

Wayne Madkin, QB - Offensive

## 2000 INDEPENDENCE BOWL

Willie Blade, DT - Defensive

## 2007 LIBERTY BOWL

Derek Pegues, DB

## 2011 GATOR BOWL

Chris Relf, QB

## 2011 MUSIC CITY BOWL

Vick Ballard, RB

## 2013 LIBERTY BOWL

Dak Prescott, QB  
Jameon Lewis, WR (MSU Offense)  
Preston Smith, DE (MSU Defense)

## 2015 BELK BOWL

Dak Prescott, QB

## 2016 ST. PETERSBURG BOWL

Nick Fitzgerald, QB

## 2017 TAXSLAYER BOWL

Mark McLaurin, S



## TEAM RECORDS

## PASSING

## MOST COMPLETIONS

**MSU:** 33 vs. Georgia Tech (2014 Orange)  
25 vs. NC State (2015 Belk)  
25 vs. North Carolina (1993 Peach)  
**Opponent:** 27 by Michigan (2011 Gator)  
26 by Wake Forest (2011 Music City)

## FEWEST COMPLETIONS

**MSU:** 3 vs. North Carolina (1974 Sun)  
3 vs. NC State (1963 Liberty)  
**Opponent:** 1 by Air Force (1991 Liberty)  
5 by North Carolina (1974 Sun)  
5 by NC State (1963 Liberty)  
5 by Duquesne (1937 Orange)

## MOST ATTEMPTS

**MSU:** 51 vs. Georgia Tech (2014 Orange)  
45 vs. North Carolina (1993 Peach)  
**Opponent:** 56 by Clemson (1999 Peach)  
48 by Wake Forest (2011 Music City)

## FEWEST ATTEMPTS

**MSU:** 6 vs. NC State (1963 Liberty)  
8 vs. North Carolina (1974 Sun)  
**Opponent:** 2 by Air Force (1991 Liberty)  
11 by Texas A&M (2000 Independence)

## MOST YARDS

**MSU:** 453 vs. Georgia Tech (2014 Orange)  
380 vs. NC State (2015 Belk)  
**Opponent:** 306 by Clemson (1999 Peach)  
263 by Miami [Ohio] (2016 St. Petersburg)

## FEWEST YARDS

**MSU:** 28 vs. NC State (1963 Liberty)  
44 vs. North Carolina (1974 Sun)  
**Opponent:** 10 by Air Force (1991 Liberty)  
58 by NC State (1963 Liberty)

## MOST INTERCEPTIONS THROWN

**MSU:** 4 vs. Northwestern (2013 Gator)  
2 vs. North Carolina (1993 Peach)  
2 vs. Nebraska (1980 Sun)  
2 vs. Wake Forest (2011 Music City)  
2 vs. Iowa (2019 Outback)  
**Opponent:** 5 by Clemson (1999 Peach)  
4 by Louisville (2017 TaxSlayer)  
4 by Duquesne (1937 Orange)

## PUNTING

## MOST PUNTS

**MSU:** 11 vs. UCF (2007 Liberty)  
11 vs. Georgetown (1941 Orange)  
**Opponent:** 9 by Kansas (1981 Hall of Fame)  
9 by Duquesne (1937 Orange)

## HIGHEST PUNTING AVERAGE

**MSU:** 53.0 vs. NC State (1995 Peach)  
**Opponent:** 48.0 by NC State (1995 Peach)

## RETURNS

## MOST PUNT RETURNS

**MSU:** 5 vs. Texas A&M (2000 Independence)  
5 vs. Wake Forest (2011 Music City)  
**Opponent:** 8 by Wake Forest (2011 Music City)

## MOST PUNT RETURN YARDS

**MSU:** 101 vs. NC State (1995 Peach)  
**Opponent:** 54 by UCF (2007 Liberty)

## MOST KICKOFF RETURNS

**MSU:** 6 vs. Louisville (2017 TaxSlayer)  
5 vs. Northwestern (2013 Gator)  
5 vs. Texas A&M (2000 Independence)  
5 vs. Texas (1999 Cotton)  
5 vs. North Carolina (1974 Sun)  
**Opponent:** 8 by Michigan (2011 Gator)

## MOST KICKOFF RETURN YARDS

**MSU:** 141 vs. Louisville (2017 TaxSlayer)  
129 vs. Texas (1999 Cotton)  
**Opponent:** 191 by Michigan (2011 Gator)

## RUSHING

## MOST ATTEMPTS

**MSU:** 68 vs. North Carolina (1974 Sun)  
58 vs. Michigan (2011 Gator)  
**Opponent:** 69 by Air Force (1991 Liberty)  
61 by Georgia Tech (2014 Orange)  
54 by Nebraska (1980 Sun)

## FEWEST ATTEMPTS

**MSU:** 32 vs. Texas (1999 Cotton)  
33 vs. Northwestern (2013 Gator)  
33 vs. Georgia Tech (2014 Orange)  
33 vs. Miami [Ohio] (2016 St. Petersburg)  
**Opponent:** 20 by Iowa (2019 Outback Bowl)  
25 by Michigan (2011 Gator)  
32 by Rice (2013 Liberty)

## MOST YARDS

**MSU:** 455 vs. North Carolina (1974 Sun)  
277 vs. Louisville (2017 TaxSlayer)  
**Opponent:** 452 by Georgia Tech (2014 Orange)  
318 by Air Force (1991 Liberty)

## FEWEST YARDS

**MSU:** 87 vs. Texas (1999 Cotton)  
93 vs. Nebraska (1980 Sun)  
**Opponent:** minus 15 by Iowa (2019 Outback)  
35 by Kansas (1981 Hall of Fame)

## SCORING

## MOST POINTS SCORED

**MSU:** 52 vs. Michigan (2011 Gator)  
51 vs. NC State (2015 Belk)  
**Opponent:** 49 by Georgia Tech (2014 Orange)  
41 by Texas A&M (2000 Independence)  
38 by Texas (1999 Cotton)

## LARGEST MARGIN OF VICTORY

**MSU:** 38 pts (52-14) vs. Michigan (2011 Gator)  
37 pts (44-7) vs. Rice (2013 Liberty)  
**Opponent:** 27 pts (38-11) by Texas (1999 Cotton)  
23 pts (38-15) by Air Force (1991 Liberty)

## MOST FIELD GOALS ATTEMPTED

**MSU:** 6 vs. NC State (1995 Peach)  
**Opponent:** 3 by Louisville (2017 TaxSlayer)  
3 by UCF (2007 Liberty)

## MOST FIELD GOALS MADE

**MSU:** 5 vs. NC State (1995 Peach)  
**Opponent:** 2 by Iowa (2019 Outback)  
2 by Louisville (2017 TaxSlayer)  
2 by Northwestern (2013 Gator)  
2 by NC State (1995 Peach)

## TOTAL OFFENSE

## MOST YARDS

**MSU:** 605 vs. Georgia Tech (2014 Orange)  
569 vs. NC State (2015 Belk)  
533 vs. Rice (2013 Liberty)  
499 vs. North Carolina (1974 Sun)  
**Opponent:** 577 by Georgia Tech (2014 Orange)  
463 by Texas (1999 Cotton)  
433 by Miami [Ohio] (2016 St. Petersburg)

## FEWEST YARDS

**MSU:** 158 vs. Georgetown (1941 Orange)  
195 vs. Nebraska (1980 Sun)  
**Opponent:** 145 by Rice (2013 Liberty)  
199 by Iowa (2019 Outback)  
206 by Kansas (1981 Hall of Fame)

## MOST PLAYS

**MSU:** 86 vs. North Carolina (1993 Peach)  
84 vs. Georgia Tech (2014 Orange)  
**Opponent:** 90 by Clemson (1999 Peach)  
86 by Wake Forest (2011 Music City)

## FEWEST PLAYS

**MSU:** 56 vs. NC State (1963 Liberty)  
59 vs. Texas A&M (2000 Independence)  
59 vs. Wake Forest (2011 Music City)  
**Opponent:** 48 by Rice (2013 Liberty)  
51 by Iowa (2019 Outback)  
53 by North Carolina (1993 Peach)

## MISCELLANEOUS TEAM RECORDS

## MOST FIRST DOWNS

**MSU:** 33 vs. Georgia Tech (2014 Orange)  
27 vs. Rice (2013 Liberty)  
26 vs. NC State (2015 Belk)  
**Opponent:** 27 by Texas (1999 Cotton)  
26 by Georgia Tech (2014 Orange)

## FEWEST FIRST DOWNS

**MSU:** 8 vs. Georgetown (1941 Orange)  
12 vs. Kansas (1981 Hall of Fame)  
12 vs. Duquesne (1937 Orange)  
**Opponent:** 7 by Rice (2013 Liberty)  
11 by Iowa (2019 Outback)

## MOST PENALTIES

**MSU:** 21 vs. Clemson (1999 Peach)  
11 vs. Louisville (2017 TaxSlayer)  
11 vs. NC State (1963 Liberty)  
**Opponent:** 8 by Clemson (1999 Peach)  
7 by Kansas (1981 Hall of Fame)

## MOST PENALTY YARDS

**MSU:** 188 vs. Clemson (1999 Peach)  
122 vs. NC State (1963 Liberty)  
**Opponent:** 90 by Georgetown (1941 Orange)  
82 by Clemson (1999 Peach)  
82 by Kansas (1981 Hall of Fame)

## FEWEST PENALTIES

**MSU:** 1 vs. Duquesne (1937 Orange)  
2 vs. Rice (2013 Liberty)  
2 vs. Miami [Ohio] (2016 St. Petersburg)  
**Opponent:** 0 by Iowa (2019 Outback)  
1 by Duquesne (1937 Orange)

## FEWEST PENALTY YARDS

**MSU:** 5 vs. Duquesne (1937 Orange)  
23 vs. Michigan (2011 Gator)  
**Opponent:** 0 by Iowa (2019 Outback)  
5 by Duquesne (1937 Orange)

## MOST FUMBLES

**MSU:** 5 vs. Kansas (1981 Hall of Fame)  
5 vs. Nebraska (1980 Sun)  
**Opponent:** 3 by North Carolina (1974 Sun)  
2 by four teams

## MOST FUMBLES LOST

**MSU:** 4 vs. Nebraska (1980 Sun)  
2 vs. Louisville (2017 TaxSlayer)  
2 vs. Air Force (1991 Liberty)  
2 vs. Wake Forest (2011 Music City)  
**Opponent:** 2 by NC State (1963 Liberty)  
1 by nine teams



## INDIVIDUAL RECORDS

### PASSING

#### MOST COMPLETIONS

33 by Dak Prescott vs. Georgia Tech (2014 Orange)  
 25 by Dak Prescott vs. NC State (2015 Belk)  
 24 by Greg Plump vs. North Carolina (1993 Peach)  
 18 by Chris Relf vs. Michigan (2011 Gator)  
 17 by Dak Prescott vs. Rice (2013 Liberty)  
 17 by Wayne Madkin vs. Clemson (1999 Peach)  
 14 by Nick Fitzgerald vs. Iowa (2019 Outback)  
 13 by Nick Fitzgerald vs. Miami [Ohio] (2016 St. Petersburg)  
 13 by Derrick Taite vs. NC State (1995 Peach)  
 12 by Tyler Russell vs. Northwestern (2013 Gator)  
 12 by Chris Relf vs. Wake Forest (2011 Music City)  
 12 by Matt Wyatt vs. Texas (1999 Cotton)

#### MOST ATTEMPTS

51 by Dak Prescott vs. Georgia Tech (2014 Orange)  
 42 by Dak Prescott vs. NC State (2015 Belk)  
 40 by Greg Plump vs. North Carolina (1993 Peach)  
 38 by Wayne Madkin vs. Clemson (1999 Peach)  
 32 by Nick Fitzgerald vs. Iowa (2019 Outback)  
 28 by Dak Prescott vs. Rice (2013 Liberty)  
 28 by Tyler Russell vs. Northwestern (2013 Gator)  
 28 by Derrick Taite vs. NC State (1995 Peach)  
 26 by Nick Fitzgerald vs. Miami [Ohio] (2016 St. Petersburg)  
 24 by Matt Wyatt vs. Texas (1999 Cotton)

#### MOST YARDS

453 by Dak Prescott vs. Georgia Tech (2014 Orange)  
 380 by Dak Prescott vs. NC State (2015 Belk)  
 287 by Greg Plump vs. North Carolina (1993 Peach)  
 283 by Dak Prescott vs. Rice (2013 Liberty)  
 281 by Chris Relf vs. Michigan (2011 Gator)  
 176 by Wayne Madkin vs. Clemson (1999 Peach)  
 156 by Matt Wyatt vs. Texas (1999 Cotton)  
 152 by Nick Fitzgerald (2019 Outback)  
 141 by Derrick Taite vs. NC State (1995 Peach)  
 136 by Nick Fitzgerald vs. Miami [Ohio] (2016 St. Petersburg)

#### MOST TOUCHDOWN PASSES

4 by Dak Prescott vs. NC State (2015 Belk)  
 3 by Dak Prescott vs. Georgia Tech (2014 Orange)  
 3 by Dak Prescott vs. Rice (2013 Liberty)  
 3 by Chris Relf vs. Michigan (2011 Gator)  
 2 by Tyler Russell vs. Northwestern (2013 Gator)  
 2 by Wayne Madkin vs. Texas A&M (2000 Independence)

#### MOST INTERCEPTIONS THROWN

4 by Tyler Russell vs. Northwestern (2013 Gator)  
 2 by Greg Plump vs. North Carolina (1993 Peach)  
 2 by John Bond vs. Nebraska (1980 Sun)  
 2 by Chris Relf vs. Wake Forest (2011 Music City)  
 2 by Nick Fitzgerald vs. Iowa (2019 Outback)

### PUNTING

#### MOST PUNTS

11 by Blake McAdams vs. UCF (2007 Liberty)  
 11 by Sonny Bruce vs. Georgetown (1941 Orange)

#### HIGHEST PUNTING AVERAGE

53.0 by Andy Russ vs. N.C. State (1995 Peach)—3 punts  
 50.4 by Tucker Day vs. Iowa (2019 Outback)—5 punts  
 50.0 by Dana Moore vs. Nebraska (1980 Sun)—5 punts

#### BLOCKED PUNTS

Andre Bennett vs. NC State (1995 Peach)  
 Hunter Corhern vs. Georgetown (1941 Orange)

### RECEIVING

#### MOST RECEPTIONS

9 by De'Runnya Wilson vs. Georgia Tech (2014 Orange)  
 9 by Jameon Lewis vs. Rice (2013 Liberty)  
 8 by Willie Harris vs. North Carolina (1993 Peach)  
 6 by Joe Morrow vs. Georgia Tech (2014 Orange)  
 6 by Fred Ross vs. Georgia Tech (2014 Orange)  
 7 by Fred Ross vs. NC State (2015 Belk)

#### MOST YARDS

220 by Jameon Lewis vs. Rice (2013 Liberty)  
 127 by Willie Harris vs. North Carolina (1993 Peach)  
 117 by Joe Morrow vs. Georgia Tech (2014 Orange)  
 105 by De'Runnya Wilson vs. Georgia Tech (2014 Orange)  
 102 by Fred Ross vs. Georgia Tech (2014 Orange)  
 96 by De'Runnya Wilson vs. NC State (2015 Belk)  
 79 by LaDarius Perkins vs. Michigan (2011 Gator)  
 79 by Mardye McDole vs. Nebraska (1980 Sun)  
 78 by Brandon Holloway vs. NC State (2015 Belk)  
 74 by Fred Ross vs. NC State (2015 Belk)

#### MOST TOUCHDOWN RECEPTIONS

2 by Brandon Holloway vs. NC State (2015 Belk)  
 2 by De'Runnya Wilson vs. Georgia Tech (2014 Orange)  
 1 by Kylin Hill vs. Iowa (2019 Outback)  
 1 by Fred Ross vs. NC State (2015 Belk)  
 1 by De'Runnya Wilson vs. NC State (2015 Belk)  
 1 by Fred Ross vs. Georgia Tech (2014 Orange)  
 1 by Malcolm Johnson vs. Rice (2013 Liberty)  
 1 by LaDarius Perkins vs. Rice (2013 Liberty)  
 1 by Artimus Samuel vs. Rice (2013 Liberty)  
 1 by Arceto Clark vs. Northwestern (2013 Gator)  
 1 by Malcolm Johnson vs. Northwestern (2013 Gator)  
 1 by Michael Carr vs. Michigan (2011 Gator)  
 1 by Arceto Clark vs. Michigan (2011 Gator)  
 1 by Arceto Clark vs. Wake Forest (2011 Music City)  
 1 by Ricco Sanders vs. Michigan (2011 Gator)  
 1 by Donald Lee vs. Texas A&M (2000 Independence)  
 1 by Dincenzo Miller vs. Texas A&M (2000 Independence)  
 1 by Dontae Walker vs. Clemson (1999 Peach)  
 1 by Lahitia Grant vs. Texas (1999 Cotton)  
 1 by Olanda Truitt vs. North Carolina (1993 Peach)  
 1 by Trenell Edwards vs. Air Force (1991 Liberty)  
 1 by Michael Haddix vs. Nebraska (1980 Sun)  
 1 by Fred Walters vs. Duquesne (1937 Orange)

### RUSHING

#### MOST ATTEMPTS

27 by Keytaon Thompson vs. Louisville (2017 TaxSlayer)  
 24 by Anthony Dixon vs. UCF (2007 Liberty)  
 24 by Walter Packer vs. North Carolina (1974 Sun)  
 23 by Donald Ray King vs. Nebraska (1980 Sun)  
 22 by James Johnson vs. Texas (1999 Cotton)  
 20 by Nick Fitzgerald vs. Iowa (2019 Outback)  
 20 by Vick Ballard vs. Michigan (2011 Gator)  
 20 by Terry Vitrano vs. North Carolina (1974 Sun)  
 19 by LaDarius Perkins vs. Northwestern (2013 Gator)  
 18 by Nick Fitzgerald vs. Miami [Ohio] (2016 St. Petersburg)

#### MOST YARDS

183 by Walter Packer vs. North Carolina (1974 Sun)  
 180 by Vick Ballard vs. Wake Forest (2011 Music City)  
 164 by Terry Vitrano vs. North Carolina (1974 Sun)  
 155 by Keytaon Thompson vs. Louisville (2017 TaxSlayer)  
 143 by Dontae Walker vs. Texas A&M (2000 Independence)  
 134 by Nick Fitzgerald vs. Miami [Ohio] (2016 St. Petersburg)  
 112 by James Johnson vs. Texas (1999 Cotton)

#### MOST RUSHING TOUCHDOWNS

3 by Keytaon Thompson vs. Louisville (2017 TaxSlayer)  
 3 by Vick Ballard vs. Michigan (2011 Gator)  
 3 by Dontae Walker vs. Texas A&M (2000 Independence)  
 2 by Nick Fitzgerald vs. Miami [Ohio] (2016 St. Petersburg)  
 2 by Dak Prescott vs. Rice (2013 Liberty)  
 2 by Vick Ballard vs. Wake Forest (2011 Music City)  
 2 by Walter Packer vs. North Carolina (1974 Sun)

### SCORING

#### MOST POINTS SCORED

18 by Keytaon Thompson vs. Louisville (2017 TaxSlayer)  
 18 by Vick Ballard vs. Michigan (2011 Gator)  
 18 by Dontae Walker vs. Texas A&M (2000 Independence)  
 16 by Tim Rogers vs. NC State (1995 Peach)  
 12 by Nick Fitzgerald vs. Iowa (2019 Outback)  
 12 by Nick Fitzgerald vs. Miami [Ohio] (St. Petersburg)  
 12 by Brandon Holloway vs. NC State (2015 Belk)  
 12 by De'Runnya Wilson vs. Georgia Tech (2014 Orange)  
 12 by Dak Prescott vs. Rice (2013 Liberty)  
 12 by Vick Ballard vs. Wake Forest (2011 Music City)  
 12 by Walter Packer vs. North Carolina (1974 Sun)

#### MOST FIELD GOALS ATTEMPTED

6 by Tim Rogers vs. NC State (1995 Peach)  
 3 by Jace Christmann vs. Iowa (2019 Outback)  
 3 by Dana Moore vs. Kansas (1981 Hall of Fame)  
 2 by Jace Christmann vs. Louisville (2017 TaxSlayer)  
 2 by Evan Sobiesk vs. Georgia Tech (2014 Orange)  
 2 by Devon Bell vs. Northwestern (2013 Gator)  
 2 by Brian Hazelwood vs. Texas (1999 Cotton)  
 2 by Chris Gardner vs. North Carolina (1993 Peach)  
 2 by Vic Nickels vs. North Carolina (1974 Sun)  
 2 by Justin Canale vs. NC State (1963 Liberty)

#### MOST FIELD GOALS MADE

5 by Tim Rogers vs. NC State (1995 Peach)  
 3 by Jace Christmann vs. Iowa (2019 Outback)  
 2 by Evan Sobiesk vs. Georgia Tech (2014 Orange)  
 2 by Devon Bell vs. Northwestern (2013 Gator)  
 2 by Vic Nickels vs. North Carolina (1974 Sun)

### MISCELLANEOUS

#### MOST INTERCEPTIONS

3 by Mark McLaurin vs. Louisville (2017 TaxSlayer)  
 2 by Nickoe Whitley vs. Northwestern (2013 Gator)  
 1 by many players (last: Willie Gay Jr. vs. Iowa in 2019 Outback)

### MSU LONG PLAYS

#### LONGEST RUSH

72, Vick Ballard vs. Wake Forest (2011 Music City)

#### LONGEST PASS

81, Chris Relf to LaDarius Perkins vs. Michigan (2011 Gator)

#### LONGEST PUNT

82, Ike Pickle vs. Duquesne (1937 Orange)

#### LONGEST FIELD GOAL

47, Devon Bell vs. Northwestern (2013 Gator)  
 47, Dana Moore vs. Nebraska (1980 Sun)

#### LONGEST PUNT RETURN

50, Keffer McGee vs. NC State (1995 Peach)

#### LONGEST KICKOFF RETURN

62, Glen Young vs. Nebraska (1980 Sun)

#### LONGEST INTERCEPTION RETURN

46, Willie Gay Jr. vs. Iowa (2019 Outback)

### OPPONENT LONG PLAYS

#### LONGEST RUSH

75, Lamar Jackson of Louisville (2017 TaxSlayer)

#### LONGEST PASS

75, Nate Stanley to Nick Easley of Iowa (2019 Outback)

#### LONGEST PUNT

63, Bucky Scribner of Kansas (1981 Hall of Fame)

#### LONGEST FIELD GOAL

47, Kris Stockton of Texas (1999 Cotton Bowl)

#### LONGEST PUNT RETURN


24, Bracey Walker of North Carolina (1993 Peach)

#### LONGEST KICKOFF RETURN

41, Martavious Odoms of Michigan (2011 Gator)

#### LONGEST INTERCEPTION RETURN

44, Cliff Baskerville of North Carolina (1993 Peach)



# MISSISSIPPI STATE DUQUESNE

12  
13

January 1, 1937 • Orange Bowl • Miami, Fla.

A desperation 72-yard touchdown pass from tailback Boyd Brumbaugh to end Ernie Heffertie spelled an end to Mississippi State's upset hopes as Duquesne edged the Bulldogs 13-12 in the first decade of Orange Bowl history.

With time running out, coach John "Little Clipper" Smith's Dukes went to the air. His team had thrown six straight incompletions before Brumbaugh heaved one after fading back all the way to his own 20-yard line. Heffertie cradled it in at the State 25 and scored untouched for the game-winner.

"A shouting, shirt-sleeved crowd of 9,210 went wild when Brumbaugh's bull's eye in the final period pulled the Dukes from almost certain defeat," a local newspaper account detailed.

Coach **Ralph Sasse**'s Bulldogs, who ended the year at a hearty 7-3-1 after the postseason clash, scored first on a 10-yard run by back **Ike Pickle**. Pickle later boomed an 82-yard punt for an Orange Bowl record that still stands.

After Brumbaugh plunged 1 yard and a PAT kick put the Dukes of Pittsburgh, Pa., ahead 7-6, State reversed the advantage again when tailback **Pee Wee Armstrong** of Meridian lofted a 40-yard touchdown pass to **Fred Walters** of Laurel to give the Bulldogs a 12-7 lead. That same twosome had combined for a 65-yard scoring pass to give MSU a stunning 13-7 upset at Army during the 1935 season.

Armstrong's scintillating passes had provided State with the impetus to gain the lead. His aerial strikes set up Pickle's touchdown run prior to his throw to Walters to gain Mississippi State the lead.

Brumbaugh later found Heffertie for the game-winning TD pass in the fourth quarter. The Dukes edged State after two Bulldog conversion tries had failed.

The narrow loss to Duquesne was a microcosm of the '36 season for State. The Maroons lost three games by a total of 20 points.

Mississippi State	6	6	0	0	=	12
Duquesne	0	7	0	6	=	13

MSU — Pickle 10 run (kick failed)

DU — Brumbaugh 1 run (Brumbaugh kick)


MSU — Walters 40 pass from Armstrong (kick failed)

DU — Heffertie 72 pass from Brumbaugh (kick failed)

	MSU	DU
First Downs	12	14
Rushing Yards	111	199
Passing Yards	159	110
Passes (C-A-I)	8-23-0	5-15-4
Total Offense	270	309
Fumbles-Lost	0-0	0-0
Penalties-Yards	1-5	1-5







# #9 MISSISSIPPI STATE #13 GEORGETOWN

# 14 7

January 1, 1941 • Orange Bowl • Miami, Fla.

The Associated Press proclaimed following State's standout season: "Mississippi State reigns as undisputed king of football in the Deep South. State's 13-0 trouncing of Alabama and subsequent acceptance of an Orange Bowl bid eliminated any doubt that the Maroons were gridiron kings of these parts."

Almost a year before the United States of America officially entered World War II, Mississippi State downed the Georgetown Hoyas (who reigned strongly in Eastern football circles in those days) 14-7 in the '41 Orange Bowl to end the year with a 10-0-1 record and a No. 9 ranking nationally.

Coach **Allyn McKeen**'s crew scored in the first quarter when tackle **John Tripson** covered a blocked Hoya punt in the end zone and **Wilbur Dees**' extra point gave the Bulldogs a quick 7-0 lead.

State's rugged defense took control in the second quarter after the Bulldogs had jumped ahead 14-0 when tailback **Billy Jefferson** scored on a 2-yard dive play and **Sonny Bruce** kicked the PAT.

Georgetown dented Coach McKeen's vaunted defense for the lone Hoyas' TD of the day in the third quarter when Benny Castiglia hit paydirt on a 2-yard run. But MSU managed good ball control behind the running of tailback **Harvey Johnson** and the defensive work of all-America end **Buddy Elrod** to secure its first bowl win.

State was led by Starkville native **Hunter Corhern**, a captain of the team and an outstanding guard. MSU was considered to have the finest line in the South during the '40 season, a group that boasted three all-Southeastern Conference performers, plus the aforementioned Elrod, a consensus all-America.

When asked to compare all his great teams at Mississippi State, head coach Allyn McKeen said, "Some of the school's greatest wins came during the 1939 season, but I have to go with the 1940 team as my best."

Mississippi State	7	7	0	0	=	14
Georgetown	0	0	7	0	=	7


MSU — Tripson blocked-punt recovery (Dees kick)

MSU — Jefferson 2 run (Bruce kick)

GU — Castiglia 2 run (Lio kick)

	MSU	GU
First Downs	8	14
Rushing Yards	106	125
Passing Yards	52	104
Passes (C-A-I)	5-11-0	10-23-3
Total Offense	158	229
Fumbles-Lost	2-0	1-0
Penalty Yards	71	90

Attendance: 29,554





# MISSISSIPPI STATE NC STATE

16  
12

December 21, 1963 • Philadelphia Stadium • Philadelphia, Penn.

Hot coffee froze on press box ledges between kickoff and halftime, but the action on the field was warm enough to offset eight-degree temperatures and 17 mile-per-hour winds outside as coach **Paul Davis'** Bulldogs took a 16-12 win over the North Carolina State Wolfpack.

As the Bulldogs capped a 7-2-2 season before their first national television audience (on NBC, with the legendary Lindsey Nelson providing play-by-play) at Philadelphia Stadium, a blocked punt helped provide MSU's margin of victory for the second bowl game in a row.

In the first quarter, MSU end **Bill McGuire** blocked a Dave Houtz punt at the N.C. State 26, and fellow end **Tommy Inman** scooped up the loose football and ran it 11 yards for an MSU score. **Justin Canale's** PAT made it 7-0. Quarterback **Sonny Fisher** gave the Bulldogs a little more breathing room later in the period as the Laurel, Miss., resident sprinted 3 yards for a second touchdown. Canale's extra-point kick failed, but the future pro football standout later redeemed himself.

He gave MSU a 16-0 second-quarter lead with a 43-yard field goal into the gusty wind.

But North Carolina State made a bit of a comeback bid, aided by 122 yards on 11 penalties assessed against the aggressive Bulldogs. The Wolfpack scored the last two touchdowns of the game, but both two-point conversion attempts failed.

Coach Davis and his team had heaters on the State bench and a Plexiglas canopy to protect them from the frigid air.

"The defense did a good job all day, especially considering the conditions," Davis said. "We had a stronger line."



Mississippi State	13	3	0	0	=	16
NC State	0	6	0	6	=	12

**MSU** — Inman 11 blocked-punt return (Canale kick)

**MSU** — Fisher 3 run (kick failed)

**MSU** — Canale 43 FG

**NCSU** — Rossi 1 run (pass failed)

**NCSU** — Barlow 5 pass from Rossi (pass failed)


	MSU	NCSU
First Downs	16	15
Rushing Yards	53-275	52-176
Passing Yards	28	58
Passes (C-A-I)	3-6-1	5-12-0
Total Offense	303	234
Fumbles-Lost	2-1	2-2
Penalties-Yards	11-122	3-25

**Rushing: (MSU)** Granger 13-94, Fisher 16-81 1TD, Burrell, 10-69, Hodges 8-21, Sparks 4-18, Edwards 2-(-8); **(NCSU)** Rossi 18-67 1TD, Falzarano 12-42, Scarpati 7-22, Kazarsky 7-21, Clark 7-17, Houtz 1-7.

**Passing: (MSU)** Edwards 1-1-18-0; Fisher 2-5-10-1; **(NCSU)** Rossi 5-12-58-0 1TD.

**Receiving: (MSU)** Bland 2-17, Inman 1-11; **(NCSU)** Barlow 3-30 1TD, Clark 1-23, Scarpati 1-5.

Attendance: 8,309



# MISSISSIPPI STATE NORTH CAROLINA

December 28, 1974 • Sun Bowl • El Paso, Texas

# 26 24

Mississippi State's 26-24 Sun Bowl win over North Carolina was one of the truly great contests of the 1974-75 bowl season.

Coach **Bob Tyler**'s Bulldogs, who finished 9-3 and 18th in the nation, set the stage for the game when Most Valuable Offensive Player **Terry Vitrano** took a handoff from quarterback **Rocky Felker** and sprinted 55 yards on the game's opening play.

While a rising fog blanketed the field during most of the first half, Vitrano gained big chunks of real estate to end the day with 164 yards on 20 carries, including a game-winning, two-yard touchdown run.

That run capped a 6:29 drive that ate most of the fourth-quarter clock, ending at the 3:41 mark. Three times MSU faced third downs on the drive and State faced a fourth-and-2 at the UNC 25-yard line, where Felker called his own number, clawing for 15 yards. Felker then ran eight more yards to set up Vitrano winning score.

The drive reminded both Tyler and Felker of the Bulldogs' 29-28 win over Memphis State earlier in the year, a game in which State drove 98 yards in the closing two minutes for the win.

All-America defensive tackle **Jimmy Webb**, named Most Valuable Defensive Player in the game, registered one of his most critical 12 tackles of the day on a fourth-and-short situation at midfield in the fourth quarter to preserve the MSU win.

MSU's All-SEC tailback **Walter Packer** piled up 183 yards on 24 attempts, scoring on runs of 1 and 16 yards while **Vic Nickels** kicked field goals of 24 and 32 yards.

Mississippi State's 455 yards of rushing, which still stand as a Sun Bowl record, were just a bit much for the Tar Heels, coached by MSU grad Bill Dooley.

"This team was better than we expected in a lot of ways," Tyler said. "I think we're a year ahead. We established unity in our program that usually takes two seasons to establish. I've never been more confident or enthusiastic about the future than I am right now."



Mississippi State	7	3	10	6	=	26
North Carolina	7	0	14	3	=	24

MSU — Packer 1 run (Nickels kick)

UNC — Betterson 1 run (Alexander kick)

MSU — Nickels 24 FG

UNC — Betterson 6 run (Alexander kick)

MSU — Packer 16 run (Nickels kick)

UNC — Jerome 29 pass from Kupec (Alexander kick)

MSU — Nickels 32 FG

UNC — Alexander 26 FG

MSU — Vitrano 2 run (kick failed)

	MSU	UNC
First Downs	25	22
Rushes-Yards	68-455	54-277
Passing Yards	44	125
Passes (C-A-I)	3-8-0	5-15-1
Total Offense	499	402
Fumbles-Lost	1-1	3-0
Penalties-Yards	5-45	2-30

**RUSHING:** (MSU) Packer 24-183 2TD, Vitrano 20-164 1TD, Felker 14-69, Johnson 7-22, Smith 3-17; (UNC)

Voight 17-90, Betterson 19-84 2TD, Oliver 9-57, Lamens 4-32, Jerome 4-14, Kupec 1-(-10).

**PASSING:** (MSU) Felker 2-7-33-0; Johnson 1-1-11-0; (UNC) Kupec 5-15-125-1 1TD.

**RECEIVING:** (MSU) Lewis 2-27, Barkum 1-17; (UNC) Norton 2-61, Jerome 2-42 1TD, Waddell 1-22.

Attendance: 26,035



# #17 MISSISSIPPI STATE #8 NEBRASKA

17  
31

December 27, 1980 • Sun Bowl • El Paso, Texas

The scene was the same as six years earlier in the Sun Bowl when Mississippi State engaged a team that had as much talent as any football power in the nation.

This bowl trip proved to be less successful, however, as coach Tom Osborne's Huskers prevailed in a 31-17 contest.


Mississippi State had won five consecutive regular-season games to enter the contest with a 9-2 record under coach **Emory Bellard**, but Nebraska was just a bit too deep and powerful as the Huskers took a 17-0 halftime lead.

State's high-powered offensive attack, which set school records for total offense and rushing offense, later cut the margin to 24-17 behind the option play of freshman quarterback **John Bond** of Valdosta, Ga. He ran for one touchdown on a 1-yard sneak and hit all-SEC tailback **Michael Haddix** of Walnut, Miss., for an 11-yard TD pass and MSU's final touchdown.

The day, however, belonged to Nebraska's defense, which held Bond to minus-8 yards rushing on 16 carries, and to seven completions in 19 attempts with two interceptions.

Sophomore kicking specialist **Dana Moore** from Baton Rouge, La., booted a 47-yard field goal and had a 64-yard punt, enabling him to achieve an MSU-record, 50-yard punting average for the afternoon.

"I am proud of our team and the season we had," Bellard said. "We just flat out gave Nebraska too many opportunities. Our defense played well enough to win. Looking at what we have, we will be back next year."



Mississippi State	0	0	3	14	=	17
Nebraska	7	10	7	7	=	31

UN — Brown 23 run (Seibel kick), 12:30 1st

UN — Seibel 22 FG, 3:23 2nd

UN — Finn 8 pass from Quinn (Seibel kick), 1:57 2nd

MSU — Moore 47 FG, 7:12 3rd

UN — Franklin 2 run (Seibel kick), 2:16 3rd

MSU — Bond 1 run (Morgan kick), 11:44 4th

UN — McCrady 52 pass from Quinn (Seibel kick), 3:21 4th

MSU — Haddix 11 pass from Bond (Morgan kick), 1:00 4th

	MSU	UN
First Downs	15	16
Rushes-Yards	53-93	54-159
Passing Yards	102	159
Passes (C-A-I)	7-19-2	9-19-1
Total Offense	195	318
Fumbles-Lost	5-4	1-1
Penalties-Yards	4-30	4-37

**RUSHING: (MSU)** King 23-96, Haddix 4-14, Wonsley 1-8, McDole 5-7, Collins 1-2, Parenton 2-(-4), Bond 16-(-8), Moore 1-(-21); **(UN)** Franklin 17-67 1TD, Redwine 13-42, Brown 1-23 1TD, Craig 5-13, Steels 2-9, Kotera 2-7, Johnson 3-3, Quinn 11-(-5).

**PASSING: (MSU)** Bond 7-19-102-2 1TD; **(UN)** Quinn 9-19-151-1 2TD.

**RECEIVING: (MSU)** McDole 4-69, Price 1-25, Haddix 1-11 1TD, Doss 1-7; **(UN)** McCrady 2-107 1TD, Brown 2-16, Steels 2-14, Davies 1-9, Finn 1-8 1TD, Kotera 1-5.

Attendance: 34,723.





# MISSISSIPPI STATE KANSAS

# 10 0

December 31, 1981 • Legion Field • Birmingham, Ala.

With Defensive Most Valuable Player and all-America linebacker **Johnie Cooks** of Leland, Miss., leading a fierce charge, Mississippi State scored its first bowl shutout win by downing the Kansas Jayhawks of the Big Eight Conference 10-0 to improve its bowl record to 4-2.

It was, indeed, a day for the defense.

The Bulldogs, aided by a steady mist that fell throughout the day, held Kansas to 35 yards rushing on 40 attempts, intercepted a pair of Jayhawk passes, and forced a fumble. State recorded its first shutout since 1979.

Lightning struck early for the Bulldogs as all-SEC defensive back **Rob Fesmire** of Nashville, Tenn., recovered a Ricky Green fumble on the opening kickoff and the opportunistic Bulldogs scored on the next play. Quarterback **John Bond**, State's Offensive Most Valuable Player and the game's MVP, sprinted 17 yards around right end on the first play from scrimmage and **Bob Morgan**'s PAT gave the Bulldogs an early 7-0 lead.

Place-kicker **Dana Moore** iced the game with a 22-yard field goal with just over 11 minutes left in the first half for the final margin of victory. The Bulldogs advanced to 8-4 and moved up to 17th in the final AP national poll.

Moore also set a record, averaging 49.1 yards per punt on nine kicks.

Wingback **Danny Knight** of Natchez, Miss., contributed a big 37-yard sprint down the left sideline on a third-and-long situation while Cooks, defensive tackles **Glen Collins**, **Earnest Barnes** and a number of unsung heroes on the specialty teams gathered together to provide the Bulldogs with the ingredients necessary for a satisfying bowl win.

"The whole defensive unit played extremely well," MSU head coach **Emory Bellard** said. "We didn't ring the bell quite enough on offense, but we did move the ball down the field a good bit."

Mississippi State	7	3	0	0	=	10
Kansas	0	0	0	0	=	0

MSU — Bond 17 run (Morgan kick)

MSU — Moore 22 FG

	MSU	KU
First Downs	12	14
Rushing Yards	53-236	40-35
Passing Yards	51	171
Passes (C-A-I)	5-16-0	15-31-2
Total Offense	287	206
Fumbles-Lost	5-1	1-1
Penalties-Yards	10-65	7-82

**RUSHING:** (MSU) Knight 10-79, Bond 17-79 1TD, King 14-38, Haddix 7-25, Windham 3-5, Edwards 1-5, Wonsley 1-5; (KU) Taylor 20-61, Jones 7-20, Green 1-(-2), Smith 7-(-9), Frederick 5-(-35).

**PASSING:** (MSU) Bond 5-16-51-0; (KU) Smith 8-22-61-2; Frederick 7-9-110-0.

**RECEIVING:** (MSU) Haddix 2-16, Price 1-15, Richardson 1-13, Aldredge 1-7; (KU) Taylor 7-41, Johnson 3-34, Capers 2-57, Bastin 2-20, Jones 1-19.

Attendance: 41,672





# MISSISSIPPI STATE AIR FORCE

15  
38

December 29, 1991 • Liberty Bowl • Memphis, Tenn.

An all-time Liberty Bowl crowd of 61,497 looked on as the wishbone-attack of the Air Force Academy spoiled Mississippi State's return to the bowl scene with a 38-15 victory over the Bulldogs in the 33rd annual Liberty Bowl postseason contest.

Directed by all-WAC quarterback and Liberty Bowl MVP Rob Perez, the Falcons piled up 318 net yards rushing while attempting only two passes in this ESPN telecast. A potent ground attack earned AFA a 37:34-22:26 edge in possession time.

The Falcons jumped on MSU early as they posted three unanswered touchdowns before the Bulldogs dented the scoreboard just before halftime. AFA scored on a pair of 1-yard plunges by Jason Jones and Perez in the opening stanza. A 35-yard fumble return by Air Force's Shannon Yates at the 6:12 mark of the second quarter stretched the lead to 21-0.

The Bulldogs got on the scoreboard with the final score of the first half, a 4-yard touchdown pass from quarterback **Sleepy Robinson** to tight end **Trenell Edwards**.

After the intermission, AFA added a third-quarter, 20-yard field goal by Joe Wood and a 31-yard touchdown gallop by Scott Hufford to build the Falcons' insurmountable lead to 31-7 with 14:19 remaining in the contest.

Making its first bowl appearance in 10 years, MSU scored its final points on a 7-yard run by fullback **Michael Davis** with 7:23 left on the game clock.



Mississippi State	0	7	0	8	=	15
Air Force	14	7	3	14	=	38

AFA — Jones 1 run (Wood kick), 5:07 1st

AFA — Perez 1 run (Wood kick), 2:11 1st

AFA — Yates 35 fumble return (Wood kick), 6:12 2nd

MSU — Edwards 4 pass from Robinson (Gardner kick), 0:35 2nd

AFA — Wood 20 FG, 2:31 3rd

AFA — Hufford 31 run (Wood kick), 14:19 4th

MSU — Davis 7 run (Robinson pass from Jordan), 7:23 4th

AFA — Simpson fumble recovery (Wood kick), 6:05 4th

	MSU	AFA
First Downs	18	19
Rushes-Yards	36-163	69-318
Passing Yards	121	10
Passes (C-A-I)	13-24-1	1-2-1
Total Offense	284	328
Fumbles-Lost	3-2	2-0
Penalties-Yards	5-35	4-31
Time of Possession	22:26	37:34

**RUSHING: (MSU)** Roberts 8-62, Robinson 15-41, Williamson 5-28, Davis 2-18 1TD, Jordan 3-7, Prince 2-7, Galloway 1-0; **(AFA)** Perez 26-114 1TD, Jones 21-73 1TD, Gray 1-33, Hufford 1-31 1TD, Banks 5-23, Baker 4-18, Onuoha 5-12, Young 4-11, Parisi 2-3.

**PASSING: (MSU)** Robinson 6-12-49-0 1TD; Jordan 7-12-72-1; **(AFA)** Perez 1-2-10-1.

**RECEIVING: (MSU)** Roberts 4-28, W. Harris 3-37, Edwards 2-25 1TD, Davis 2-19, Prince 1-9, James 1-3; **(AFA)** Wilkie 1-10.

Attendance: 61,497



# #24 MISSISSIPPI STATE #19 NORTH CAROLINA

# 17 21

January 1, 1993 • The Georgia Dome • Atlanta, Ga.

Despite jumping out to a 14-0 first-quarter lead, Mississippi State couldn't hold off a North Carolina squad playing an inspired second half as the Tar Heels posted a 21-17 victory in the first Peach Bowl held inside The Georgia Dome.

The Bulldogs jumped on top early, scoring on their first possession when **Greg Plump** found **Olanda Truitt** on a 2-yard touchdown pass. MSU added to that lead when **Kenny Roberts** raced 22 yards on the final play of the first quarter to give the Bulldogs a 14-0 lead.

State had a chance to put the game away in the second quarter, but a pair of Plump-to-Truitt touchdown passes were called back due to Bulldog holding penalties.

Trailing 14-0 at halftime, North Carolina took the second half kickoff and drove 82 yards to score on Natrone Means' 1-yard plunge. Later in the third period, the Tar Heels' Bracey Walker broke through to block a **Todd Jordan** punt and raced 24 yards into the end zone to tie the game at 14-14.

North Carolina took the lead for good early in the fourth quarter when UNC's Cliff Baskerville intercepted a Plump pass and returned it 44 yards for the go-ahead touchdown.

After **Chris Gardner**'s 46-yard field goal made the score 21-17, the Bulldogs had their chances to win the game late. MSU drove inside the Tar Heel 30 twice in the game's final three minutes, but an interception and loss on downs, respectively, doomed the Bulldogs' final chances.



Mississippi State	14	0	0	3	=	17
North Carolina	0	0	14	7	=	21

**MSU** — Truitt 2 pass from Plump (Gardner kick), 11:09 1st

**MSU** — Roberts 22 run (Gardner kick), 0:00 1st

**UNC** — Means 1 run (Pignetti kick), 12:39 3rd

**UNC** — Walker 24 blocked-punt return (Pignetti kick), 6:38 3rd

**UNC** — Baskerville 44 interception return (Pignetti kick), 12:36 4th

**MSU** — Gardner 46 FG, 8:42 4th

	MSU	UNC
First Downs	24	13
Rushes-Yards	41-144	36-149
Passing Yards	296	106
Passes (C-A-I)	25-45-2	7-17-2
Total Offense	450	255
Fumbles-Lost	1-0	1-1
Penalties-Yards	9-87	4-36
Time of Possession	34:33	25:27

**RUSHING: (MSU)** Roberts 9-64 1TD, Davis 10-32, T. James 6-24, Prince 5-19, Jordan 1-9, Hudson 1-5, Truitt 1-0, Plump 8-(-9); **(UNC)** Means 21-128 1TD, Faulkerson 4-9, Thomas 9-6, Jordan 1-3, Brooks 1-3.

**PASSING: (MSU)** Plump 24-40-2 287 1TD, Jordan 1-4-0 9, Hudson 0-1-0 0; **(UNC)** Thomas 7-16-2 106, Jerry 0-1-0 0.

**RECEIVING: (MSU)** Wi.Harris 8-127, Roberts 5-49, Truitt 3-31 1TD, Prince 2-23, Clanton 2-21, James 2-0, Ward 1-20, C.Jones 1-16, Knight 1-9; **(UNC)** Brooks 2-60, Jerry 2-20, Means 1-15, Holliday 1-13, Felton 1-(-2).

**Attendance:** 69,125



# #16 MISSISSIPPI STATE

# #23 NC STATE

# 24

# 28

January 2, 1995 • The Georgia Dome • Atlanta, Ga.

For the second time in three years, Mississippi State earned a berth in the Peach Bowl. And for the second time in three years, the Bulldogs held a third-quarter lead over its counterpart. But again, State could not maintain that advantage, dropping a 28-24 decision to NC State.

Like it had done two years prior, Mississippi State gained an early advantage in this Peach Bowl match-up. Place-kicker **Tim Rogers**, MSU's Offensive Player of the Game, booted a 37-yard field goal just 2:21 into the contest, and the Bulldogs had a 3-0 advantage. It would be the first of a bowl-record and school-standard tying five field goals for Rogers.

But, as NC State was able to do throughout the game, the Wolfpack erased that early lead. Running back Tremayne Stephens capped an 80-yard drive with a 2-yard touchdown run to give NCSU a 7-3 lead.

Rogers and Steve Videtich traded field goals around the first-quarter break before the Bulldogs mounted a touchdown drive of their own. Senior running back **Michael Davis** scored from 11 yards out to give MSU a 13-10 edge.

A pair of big plays opened the door for the Bulldogs to take control of the game as the second half began. Forcing the 'Pack to punt on their first series of the second half, **Andre Bennett** blocked the NC State kick into the end zone for a safety, and MSU had a two-point lead.

On the ensuing free kick, **Keffer McGee** returned the punt a bowl-record 50 yards, putting the Bulldogs in business at the NCSU 15-yard line. Unable to advance the ball into the end zone, State settled for a Rogers field goal and its lead was just 18-13.

Three plays later, however, **Larry Williams**, State's Defensive Player of the Game, put his team back in scoring position with a standout defensive play. On a second-and-16 play from the NCSU 30, Williams sacked quarterback Terry Harvey, stripped him of the football, and then recovered the pigskin at the 21.

But once again, the Bulldog attack was not able to capitalize, and Rogers was forced to convert a 36-yard field goal.

Rejuvenated by the disaster averted, NC State struck for a game-tying touchdown and two-point conversion at the close of the third period. Harvey hit Dallas Dickerson from 3 yards out for the score, and then ran for the extra points.

The Wolfpack used a big play of their own, a 62-yard pass play to set up their go-ahead score. Freshman fullback Carlos King bulled in from 11 yards away and State was down 28-21.

Mississippi State	6	7	8	3	=	24
NC State	7	6	8	7	=	28

**MSU** — Rogers 37 FG, 12:29 1st

**NCSU** — Stephens 2 rush (Videtich kick), 9:21 1st

**MSU** — Rogers 21 FG, 2:57 1st

**NCSU** — Videtich 45 FG, 13:21 2nd

**MSU** — Davis 11 run (Rogers kick), 7:29 2nd

**NCSU** — Videtich 36 FG, 0:08 2nd

**MSU** — Safety (blocked punt), 13:27 3rd

**MSU** — Rogers 29 FG, 10:45 3rd

**MSU** — Rogers 36 FG, 8:36 3rd

**NCSU** — Dickerson 3 pass from Harvey (Harvey run), 1:12 3rd

**NCSU** — King 11 run (Videtich kick), 13:06 4th

**MSU** — Rogers 30 FG, 4:47 4th

	MSU	NCSU
<b>First Downs</b>	16	20
<b>Rushes-Yards</b>	35-117	48-172
<b>Passing Yards</b>	185	164
<b>Passes (C-A-I)</b>	14-29-0	14-25-1
<b>Total Offense</b>	302	336
<b>Fumbles-Lost</b>	0-0	2-1
<b>Penalties-Yards</b>	6-53	2-15
<b>Time of Possession</b>	26:49	33:11

**RUSHING: (MSU)** Davis 13-51 1TD, Bouie 12-51, McCrary 3-10, Moulds 2-10, Clark 2-(-1), Taite 3-(-4); **(NCSU)** Stephens 21-105 1TD, King 6-38 1TD, Brown 7-25, Hill 1-4, Fitzgerald 3-3, Bender 2-3, Harvey 7-0, Grissett 1-(-6).

**PASSING: (MSU)** Taite 13-28-0 141, Clark 1-1-0 44; **(NCSU)** Harvey 11-18-0 139 1TD, Bender 3-7-1 25.

**RECEIVING: (MSU)** McCrary 3-39, C. Jones 3-39, Watkins 3-20, McGee 2-62, Bouie 1-11, M. Brown 1-9, Moulds 1-5; **(NCSU)** Dickerson 3-31 1TD, Grissett 2-68, Guffie 2-30, King 2-9, Fitzgerald 2-5, Stephens 1-9, Thomas 1-8, Hill 1-4.

**Attendance:** 64,902



# SOUTHWESTERN BELL COTTON BOWL CLASSIC

## #23 MISSISSIPPI STATE #20 TEXAS

# 11 38

January 1, 1999 • Cotton Bowl • Dallas, Texas

Playing in their first traditional New Year's Day bowl game since the 1941 Orange Bowl, the Bulldogs faced an enormous task in trying to stop the University of Texas and its Heisman Trophy winner Ricky Williams. Behind Williams' Cotton Bowl record 203 yards rushing and two touchdowns, the Longhorns snapped their seven-game losing slide to **Jackie Sherrill** and defeated Mississippi State 38-11 in the Southwestern Bell Cotton Bowl Classic.

Texas struck early in the contest behind the arm of quarterback Major Applewhite. The freshman found Wayne McGarity late in the opening period on a 59-yard scoring strike, giving Texas an early 7-0 lead.

The Longhorns took advantage of good field position and a long pass play to take a 14-0 lead, as Applewhite again called McGarity's number for a 52-yard touchdown with 5:11 to go in the first half.

Mississippi State would close out the scoring in the half with a 39-yard field goal from senior **Brian Hazelwood**.

After showcasing their passing game in the first half, Texas began to exploit a tired Bulldog defense with a running game that featured the NCAA's career rushing leader in Williams, who got the scoring started in the second half with a 37-yard gallop to stretch the Longhorns' lead to 21-3 just 2:26 into the second half. A Kris Stockton field goal would extend the UT lead to 24-3 six minutes later.

The Bulldog offense, led by **James Johnson**'s 112 yards on the ground, still struggled to find its niche against a stubborn Texas defense. An injury to star all-purpose receiver **Kevin Prentiss** in the opening half made their task even more difficult. Unable to keep the weary MSU defense off the field, the Bulldogs were victimized by another Williams' scoring run at the 2:42 mark of the third period as Texas grabbed control of the contest with a 31-3 advantage.

Mississippi State	0	3	0	8	=	11
Texas	7	7	24	0	=	38

UT — McGarity 59 pass from Applewhite (Stockton kick), 2:17 1st

UT — McGarity 52 pass from Applewhite (Stockton kick), 5:11 2nd

MSU — Hazelwood 39 FG, 2:32 2nd

UT — R. Williams 37 run (Stockton kick), 12:34 3rd

UT — Stockton 47 FG, 6:39 3rd

UT — R. Williams 2 run (Stockton kick), 2:42 3rd

UT — Cavil 18 pass from Applewhite (Stockton kick), 0:14 3rd

MSU — Grant 5 pass from Wyatt (J. Johnson rush), 10:07 4th

	MSU	UT
First Downs	18	27
Rushes-Yards	32-87	43-238
Passing Yards	205	225
Passes (C-A-I)	16-40-1	15-26-0
Total Offense	292	463
Fumbles-Lost	2-1	1-0
Penalties-Yards	9-89	5-55
Time of Possession	27:59	32:01

**RUSHING:** (MSU) J.Johnson 22-112, D.McKinley 2-7, Rainey 1-2, Prather 1-(-3), Madkin 4-(-11), Wyatt 2-(-20); (UT) R.Williams 30-203 2TD, Mitchell 7-26, Brown 3-15, Applewhite 3-(-6).

**PASSING:** (MSU) Wyatt 12-24-0 156 1TD, Madkin 4-16-1 49; (UT) Applewhite 15-26-0 225 3TD.

**RECEIVING:** (MSU) Grant 4-62 1TD, K.Cooper 4-38, Love 2-33, Kelly 2-14, J.Johnson 1-22, D.McKinley 1-20, Prentiss 1-8, Butler 1-8; (UT) R.Williams 5-45, McGarity 4-132 2TD, Cavil 3-31 1TD, Lewis 2-26, Nunez 1-(-9).

Attendance: 72,611



#15 MISSISSIPPI STATE  
CLEMSON17  
7

December 30, 1999 • The Georgia Dome • Atlanta, Ga.

Behind the impetus that had been the key all season — defense — Mississippi State downed Clemson 17-7 in the 1999 Chick-fil-A Peach Bowl in Atlanta's Georgia Dome.

The win gave State its 10th victory of the season, grouping the '99 Bulldogs with MSU's '40 edition which also posted 10 victories.

MSU notched the win despite allowing the most yardage it had all season (391), with 301 of that coming from quarterback Brandon Streeter who passed 50 times in the game.

Defense was the norm in the first half for both squads as the teams played to a scoreless tie at halftime. The closest either team got to a score in the first half was when Clemson advanced to State's 9-yard line late in the first quarter. But Tiger Tony Lazzara's field goal attempt was blocked by Bulldog senior **Robert Bean**, who registered his seventh career blocked kick.

State wasted little time breaking the scoring ice in the second half. After **Pig Prather** returned the opening kickoff after intermission 45 yards to the MSU 47-yard line, the Bulldogs drove 31 yards on seven plays to set up a 39-yard field goal from **Scott Westerfield** at the 12:39 mark.

Three possessions later, Clemson threatened to answer, driving to the State 13 where it faced a fourth-and-7. The Tigers elected to go for it, but the MSU defense held firm, with defensive lineman **John Hilliard** batting down a Streeter pass.

The quarter would end with State leading 3-0. The fourth quarter would be quite a different story in terms of point production, as the teams combined for three touchdowns in the final frame.

State extended its lead to 10-0 on the first full drive of the final period, going 43 yards on 10 plays with quarterback **Wayne Madkin** scrambling for a 2-yard score. The drive was set up at Clemson's 43-yard line on an interception by Bulldog **Eugene Clinton**, one of five State pickoffs in the contest.

Clemson would answer on the ensuing possession with its only score of the night. The Tigers drove 70 yards on eight plays with Streeter diving in from a yard out.

But State was not intimidated. The Bulldogs answered that challenge with a solid eight-play, 57-yard charge of their own. Madkin, the game's Most Valuable Offensive Player, found tailback **Dontae Walker** on the left side and Walker jaunted 15 yards for the touchdown which iced the game for MSU at 17-7 with 4:31 remaining in regulation.

Mississippi State	0	0	3	14	=	17
Clemson	0	0	0	7	=	28

MSU — Westerfield 39 FG, 12:39

MSU — Madkin 2 run (Westerfield kick), 11:40

CU — Streeter 1 run (Lazzara kick), 8:15

MSU — D.Walker 15 pass from Madkin (Westerfield kick), 4:31

	MSU	CU
First Downs	16	24
Rushes-Yards	33-89	34-85
Passing Yards	176	306
Passes (C-A-I)	17-38-0	25-56-5
Total Offense	265	391
Fumbles-Lost	2-1	1-1
Penalties-Yards	21-188	8-82
Time of Possession	30:41	29:19

**RUSHING: (CU)** Rambert 18-70, Dantzler 9-8, Streeter 4-7 1TD, Wofford 1-5, Witherspoon 1-2, Zachery 1-(-7). **(MSU)** Madkin 5-37 1TD, Miller 10-24, D.Walker 9-18, Rainey 3-14, Griffith 3-1, Gibson 1-0, Team 2-(-5).

**PASSING: (CU)** Streeter 24-44-4-301, Dantzler 1-6-1-5.

**(MSU)** Madkin 17-38-0-176 1TD.

**RECEIVING: (CU)** Gardner 7-75, Wofford 6-147, Lawyer 5-46, Cyrgalis 2-21, Rambert 2-8, Bailey 1-9, Seth 1-3, Reames 1-(-3). **(MSU)** Miller 3-54, Sirmones 2-21, D.Walker 2-20 1TD, Griffith 2-14, McCaskey 2-9, M.Butler 1-21, Love 1-20, Huntington 1-6, Lee 1-5, Gibson 1-3, Belcher 1-3.

Attendance: 73,315




INDEPENDENCE  
BOWLMISSISSIPPI STATE  
TEXAS A&M43  
41 (OT)

December 31, 2000 • Independence Bowl • Shreveport, La.

**Willie Blade** blocked an extra point, **Julius Griffith** ran it to the end zone for a two-point conversion, and **Wayne Madkin** scored from 6 yards out — all in overtime — to give Mississippi State a hard-fought, 43-41 decision over Texas A&M in the snow-filled Independence Bowl.

The Aggies took advantage of a couple of early MSU miscues on the snow-covered field to take a 14-0 edge seven minutes into the game. After scoring following a mishandled MSU snap just over two minutes into the contest, A&M continued to control momentum on fullback Ja'Mar Toombs' 4-yard plunge. Toombs had a game-high 193 yards.

**Jackie Sherrill's** Bulldogs fought back in the second quarter. With Toombs running through the State defense, **Dontae Walker** returned the favor to the Aggie stoppers, tallying 143 yards of his own. The sophomore took a handoff up the middle and scurried for 40 of those yards over the goal line to cut the lead.

With just over a minute until halftime, State scored behind Wayne Madkin. After the junior quarterback rushed for 10 yards, he connected on two pass plays, the second a four-yard score to **Dicenzo Miller** to tie the game at 14.

A&M bounced back with 31 seconds left in the half to take a 20-14 lead into the locker room. Quarterback Mark Farris lofted a ball high and deep into the heavy falling snow, finding Robert Ferguson on a 42-yard score.

The Aggies tried to put the game out of reach with two fourth-quarter touchdowns. On the opening play of the period, Farris once again went deep, this time connecting with Bethel Johnson on a 35-yard strike. A two-point conversion put the Aggies up 28-21. Toombs extended the lead on the following possession, rushing in from 13 yards to give A&M a 35-21 edge.

Walker cut the lead back to seven as he rushed in from 32 yards out, and, after a **Marco Minor** interception put MSU at the Aggie 4-yard line, Madkin found tight end **Donald Lee** in the end zone for the touchdown that sent the game into overtime, tied 35-35.

In the extra session, Toombs rushed in from 25 yards out on the first play to put A&M up 41-35. Blade reached up and blocked the Aggie extra point try. Eugene Clinton picked up the loose ball and pitched to Griffith who ran it in for two points.

Faced with a must-score situation on State's first overtime try, Madkin rushed down to the Aggies' 6-yard line and then took a keeper into the end zone to clinch the 43-41 win in what has become known as "Snow Bowl 2000".

Mississippi State	0	14	7	14	8	=	43
Texas A&M	14	6	0	15	6	=	41

**TAMU** — Whitaker 9 run (Kitchens kick), 12:56, 1st**TAMU** — Toombs 4 run (Kitchens kick), 8:06, 1st**MSU** — Walker 40 run (Westerfield kick), 9:22, 2nd**MSU** — Miller 4 pass from Madkin (Westerfield kick), 7:22, 2nd**TAMU** — Ferguson 42 pass from Farris (Kitchens kick failed), 0:46, 2nd**MSU** — Walker 1 run (Westerfield kick), 11:55, 3rd**TAMU** — Johnson 35 pass from Farris (Whitaker rush), 14:51, 4th**TAMU** — Toombs 13 run (Kitchens kick), 9:20, 4th**MSU** — Walker 32 run (Westerfield kick), 8:17, 4th**MSU** — D.Lee 3 pass from Madkin (Westerfield kick), 1:30, 4th**TAMU** — Toombs 25 run (Kitchens kick failed)**MSU** — Griffith PAT return**MSU** — Madkin 6 yd run

	MSU	TAMU
<b>First Downs</b>	16	14
<b>Rushes-Yards</b>	40-246	47-209
<b>Passing Yards</b>	71	133
<b>Passes (C-A-I)</b>	9-19-0	9-11-1
<b>Total Offense</b>	317	342
<b>Fumbles-Lost</b>	4-1	1-1
<b>Penalties-Yards</b>	6-45	7-71
<b>Time of Possession</b>	28:59	31:01

**RUSHING: (MSU)** Walker 16-143 3TD, Miller 11-48, Jus. Griffith 2-17, Madkin 11-38 TD. **(TAMU)** Toombs 35-193 3TD, Whitaker 8-16 TD, Weber 2-2, Farris 2-(-2).

**PASSING: (MSU)** Madkin 9-19-0-71 2TD. **(TAMU)** Farris 9-11-1-133 2TD.

**RECEIVING: (MSU)** Miller 4-30 TD, D.Lee 2-29 TD, Lindsey 1-7, Butler 1-3, Jus. Griffith 1-2. **(TAMU)** Ferguson 3-54 TD, Toombs 2-(-4), Johnson 1-35 TD, Porter 1-31, Taylor 1-15, Weber 1-2.

Attendance: 36,974



# MISSISSIPPI STATE UCF

10  
3

December 29, 2007 • Liberty Bowl Stadium • Memphis, Tenn.

Mississippi State cashed in on Central Florida's fourth turnover of the game, marching to the lone touch-down of the day late in the fourth quarter, to defeat the Knights 10-3 in the 49th renewal of the AutoZone Liberty Bowl, a game that was otherwise very defensive in nature.

With the win, MSU ended the 2007 season at 8-5, its most wins since 2000, and improved to 2-0 all-time over UCF which ended the year 10-4 after winning its last seven games and claiming the Conference USA crown. The Bulldogs also improved to 7-6 all-time in bowl games with the victory and has now been victorious its last three bowl appearances.

The late score, a 1-yard plunge by running back **Anthony Dixon**, came with just 1:54 remaining in the game. It capped a 10-play, 59-yard drive, State's longest of the day by almost 20 yards, that was setup by Bulldog **Keith Fitzhugh's** interception of Knight quarterback Kyle Israel, his third throwing miscue of the contest.

But until that point in the game, neither team had generated much offense in a game very much controlled by the defenses. Only two second quarter field goals - one by each team - graced the scoreboard in the first three quarters and the teams would combined for just 418 yards of total offense in the affair.

After a scoreless first quarter started the lowest scoring first half in Liberty Bowl history, UCF finally broke scoring ice after gaining excellent field position at the Bulldog 46 early in the second period. The Knights then moved the ball 18 yards to set up a Michael Torres 45-yard field goal that just cleared the crossbar. UCF led 3-0 with 11:49 to go before the intermission.

After the Knights forced a State punt on the next drive, the Bulldogs got their first break of the afternoon. MSU's **Derek Pegues**, named the game's Most Valuable Player, picked off the first of two passes at the Knight 46 and returned it 40 yards to the 6-yard line. UCF stood strong, however, and held MSU to a 22-yard **Adam Carlson** field goal, tying the game at the 6:02 mark.

UCF would have scoring chances on two consecutive drives in the third and fourth periods but Torres, who came into the game having hit 19-of-21 field goals on the year, would miss from 32 and 37 yards on those drives, negating some offensive momentum that the Knights had built at that point in the contest.

Dixon ended the day with 86 yards on 24 carries for the Bulldogs, who managed just 198 yards from scrimmage the entire game.

The game's attendance of 63,816 established a new Liberty Bowl record. The previous record of 61,497 was set in 1991 when the Bulldogs played Air Force.

UCF	0	3	0	0	=	3
Mississippi State	0	3	0	7	=	10

UCF — Torres 45 FG, 11:49, 2nd

MSU — Carlson 22 FG, 6:02, 2nd

MSU — Dixon 1 run,(Carlson kick), 1:54, 4th

	UCF	MSU
<b>First Downs</b>	13	10
<b>Rushes-Yards</b>	47-131	41-160
<b>Passing Yards</b>	88	39
<b>Passes (C-A-I)</b>	10-24-3	8-20-1
<b>Total Offense</b>	219	199
<b>Fumbles-Lost</b>	2-1	0-0
<b>Penalties-Yards</b>	3-25	5-45
<b>Time of Possession</b>	31:08	28:52

**RUSHING: (UCF)** Smith 35-119, Israel 11-13, Francis 1-(-1). **(MSU)** Dixon 24-86 TD, Burks 2-25, Carroll 6-21, Ducre 6-20, Smith 1-5, Hart 1-4, Team 1-(-1).

**PASSING: (UCF)** Israel 10-24-3-88. **(MSU)** Carroll 8-18-1-39, Henig 0-2-0-0.

**RECEIVING: (UCF)** Smith 3-12, Ross 2-27, Rabazinski 2-26, Watters 2-13, Aiken 1-10. **(MSU)** Ducre 3-10, Smith 2-7, Dixon 1-10, Hart 1-8, Burks 1-4.

Attendance: 63,816







# #21 MISSISSIPPI STATE MICHIGAN

# 52 14

January 1, 2011 • EverBank Field • Jacksonville, Fla.

It was an offensive clinic from start to finish for Mississippi State, as the Bulldogs manufactured 485 total yards en route to a dominating 52-14 win against Michigan in the 66th annual Gator Bowl at EverBank Field.

Mississippi State set several school bowl records with points scored (52) and margin of victory (38). In addition, the 485 total yards of offense were second only to the 499 gained against North Carolina in the 1974 Sun Bowl.

**Chris Relf**, named the game's MVP, completed 18 of his 23 passes for 281 yards and three touchdowns. The 281 passing yards were the second most in MSU bowl history. They are also the only two quarterbacks to throw for more than 200 yards in a bowl game. Relf, a junior from Montgomery, Ala., also scored on the ground from 1-yard out and finished with 311 total yards.

As prolific as MSU's offense was, so too was the defense. The Bulldogs held the Wolverines (7-6) to 342 yards, with 153 coming in the opening quarter. Michigan did enjoy a 14-10 lead after the first frame, but failed to score another point the remainder of the game.

Quarterback Denard Robinson was limited to a season-low 51 yards after grounding out 59 in the first quarter.

Robinson's arm produced the game's first points when he connected with Roy Roundtree for a 10-yard scoring strike. MSU quickly answered, though, and evened the score when Relf hit **Arceto Clark** from 4 yards out.

On their next possession, the Bulldogs took their first lead at 10-7 on a 42-yard field goal by **Derek DePasquale**. Back came the Wolverines, however, who went back on top following a 27-yard touchdown pass from Robinson to Martavious Odoms.

That play, though, would be Michigan's last highlight of the game. From that point, it was all Mississippi State.

With 11:38 left in the first half, **Vick Ballard** scored the first of his three touchdowns to give MSU a 17-14 lead. Then with 6:35 remaining, Relf found the end zone to extend the advantage to 24-14.

But the Bulldogs weren't done, as they scored again with 25 seconds left, this time on a 15-yard pass from Relf to **Ricco Sanders**, his first-career TD reception, for a 31-14 lead.

In the second half, the Bulldogs, who converted 9 of their 17 third-down attempts and were 5 of 5 on fourth down, got two more touchdowns from Ballard covering 1 and 7 yards. Ballard finished the year with 19 rushing touchdowns, breaking the single-season mark of 16 set by **Jackie Parker** in 1952.

MSU's final points were the result of a 31-yard pass from Relf to **Michael Carr**, the first touchdown of the freshman's career.

Mississippi State	10	21	14	7	=	52
Michigan	14	0	0	0	=	14

**MICH** - Roundtree 10 pass from Robinson (Gibbons kick), 10:56, 1st

**MSU** - Arceto Clark 4 yd pass from Chris Relf (D. DePasquale kick), 5:31, 1st

**MSU** - D. DePasquale 42 yd field goal, 2:23, 1st

**MICH** - Odoms, M. 27 yd pass from Robinson, D. (Gibbons, B. kick), 0:34, 1st

**MSU** - Vick Ballard 2 yd run (D. DePasquale kick), 11:38, 2nd

**MSU** - Chris Relf 1 yd run (D. DePasquale kick), 6:35, 2nd

**MSU** - Ricco Sanders 15 yd pass from Chris Relf (D. DePasquale kick), 0:25, 2nd

**MSU** - Vick Ballard 1 yd run (D. DePasquale kick), 6:19, 3rd

**MSU** - Vick Ballard 7 yd run (D. DePasquale kick), 0:10, 3rd

**MSU** - Michael Carr 31 yd pass from Chris Relf (D. DePasquale kick), 10:31, 4th

	MSU	MICH
First Downs	26	17
Rushes-Yards	58-204	25-88
Passing Yards	281	254
Passes (C-A-I)	18-23-1	27-41-1
Total Offense	485	342
Fumbles-Lost	0-0	1-1
Penalties-Yards	3-23	5-40
Time of Possession	35:15	24:45

**RUSHING: (MSU)** Vick Ballard 20-76; L. Perkins 9-40; Robert Elliott 6-36; Chris Relf 15-30; Adrian Marcus 7-24; Tyler Russell 1-minus 2. **(Michigan)** Robinson, D. 11-59; Shaw, Michael 4-19; Smith, Vincent 7-13; Toussaint, F. 2-5; Grady, Kelvin 1-minus 8.

**PASSING: (MSU)** Chris Relf 18-23-1-281. **(Michigan)** Robinson, D. 27-41-1-254.

**RECEIVING: (MSU)** Chris Smith 4-46; Michael Carr 3-65; Arceto Clark 3-45; L. Perkins 2-79; Ricco Sanders 2-23; Brandon Heavens 2-12; Vick Ballard 2-11. **(Michigan)** Roundtree, Roy 9-53; Stonum, Darryl 7-59; Hemingway, J. 4-49; Koger, Kevin 2-42; Smith, Vincent 2-17; Odoms, M. 1-27; Toussaint, F. 1-5; Shaw, Michael 1-2.

**Attendance:** 68,325



# MISSISSIPPI STATE WAKE FOREST

# 23 17

December 30, 2011 • LP Field • Nashville, Tenn.

Donning the Maroon and White for the final time, senior running back **Vick Ballard** put the team on his back as he rushed for a career-high 180 yards and two touchdowns to propel Mississippi State to a 23-17 victory against Wake Forest in the Franklin American Mortgage Music City Bowl.

The Pascagoula, Miss., native was named MVP, while his production was the second best in MSU bowl history.

It was the Bulldogs' fifth-consecutive bowl win, a streak that tied Rutgers for the longest in the nation. MSU also improved to 9-6 in bowl outings, with a 4-2 mark against ACC foes.

Ballard deserves a bulk of the credit for MSU's latest achievement, breaking free down the sidelines for a 60-yard scoring scamper with 34 seconds left in the opening quarter to even the game at 7-apiece after the Demon Deacons had scored on a 14-yard run by Brandon Pendergrass.

In the second quarter, Mississippi State turned to its passing game to take the lead for good when senior quarterback **Chris Relf** connected with a wide open **Arceto Clark** for a 31-yard scoring strike and a 13-7 advantage following the missed PAT. The touchdown was set up when junior defensive end and All-American **Fletcher Cox** blocked a Wake Forest field goal.

The final points of the half resulted in a 33-yard **Derek DePasquale** field goal which put MSU up, 16-7.

In the second half, though, Wake Forest grabbed the early momentum when Tommy Bohanon closed the gap to 16-14 on a 1-yard plunge. However, it would be as close as the Demon Deacons would get.

Ballard made sure of that in the fourth quarter when he broke free for a 72-yard touchdown, the longest in MSU bowl history, to swell the lead to 23-14.

Wake would score again on a 46-yard field goal by Jimmy Newman, but from that point the MSU defense thwarted any comeback hopes by taking its play to another level.

Offensively, MSU outgained Wake, 382-287. Relf threw for 129 yards on 12-of-19 passing, while also rushing for another 64 yards en route to finishing his career as MSU's winningest quarterback (15-7).

The defense was led by the play of Cox and **Corey Broomfield**, who registered a career-best two tackles behind the line of scrimmage to go along with a team-high nine tackles. It was a unit that recorded six sacks, the most since having seven in a 47-35 home win against No. 3 Florida on Sept. 30, 2000.

Mississippi State	7	9	0	7	=	23
Wake Forest	7	0	7	3	=	17

**WF** — Pendergrass 14 run (Newman kick), 4:24 1st

**MSU** — Vick Ballard 60 run (DePasquale kick), 3:04 1st

**MSU** — Arceto Clark 31 pass from Chris Relf (DePasquale kick failed), 12:41 2nd

**MSU** - DePasquale 33 yd field goal, 5:44 2nd

**WF** - Bohanon 1 run (Newman kick), 11:00 3rd

**MSU** - Vick Ballard 72 run (DePasquale kick), 12:53 4th

**WF** - Newman 46 yd field goal, 3:27 4th

	MSU	WF
<b>First Downs</b>	14	21
<b>Rushes-Yards</b>	39-253	38-63
<b>Passing Yards</b>	129	224
<b>Passes (C-A-I)</b>	12-20-2	26-48-0
<b>Total Offense</b>	382	287
<b>Fumbles-Lost</b>	3-2	0-0
<b>Penalties-Yards</b>	6-48	5-39
<b>Time of Possession</b>	24:10	35:50

**RUSHING: (MSU)** Ballard 14-180, Relf 15-64, Perkins 6-15, Team 2-(-2), Bumphis 2-(-4). **(WF)** Pendergrass 24-73, Reynolds 2-8, Givens 2-6, Bohanon 1-1, Team 1-(-1), Price 8-(-24).

**PASSING: (MSU)** Relf 12-19-2-129. **(WF)** Price 24-46-0-214, Wulfeck 1-1-0-1, Davis 1-1-0-9.

**RECEIVING: (MSU)** Smith 5-47, Clark 2-38, Ballard 2-9, M. Johnson 1-37, Perkins 1-1, Bumphis 1-(-3).

**(WF)** Campanaro 10-128, Givens 9-54, Pendergrass 2-19, Parker 2-9, Price 1-9, Dembry 1-4, Bush 1-1.

**Attendance:** 55,208





# MISSISSIPPI STATE #20 NORTHWESTERN

# 20 34

January 1, 2013 • EverBank Field • Jacksonville, Fla.

The No. 20 Northwestern Wildcats (10-3) downed the Mississippi State Bulldogs (9-5) 34-20 in the TaxSlayer.com Gator Bowl.

Northwestern wasted no time getting on the board when Quentin Williams returned a **Tyler Russell** interception 29 yards just 47 seconds into the game.

Jeff Budzien added a pair of field goals on the Wildcats next two drives from 34 and 37 yards, respectively. The Bulldog defense then stopped the Northwestern offense on back-to-back drives leading to MSU's first points of the day.

**Devon Bell** got the scoring going with a 27-yard field goal. After MSU forced a three-and-out, Russell connected with **Arceto Clark** for an 18-yard touchdown and sent State to the locker room only trailing by three.

**Nickoe Whitley** stopped Northwestern's first drive of the second half with the first of his two interceptions on the day. Three minutes later, Bell tied his career-long with a 47-yard field goal to square the game at 13 apiece.

The Wildcats quickly retook the lead with a six-play, 76-yard drive that only took 1:12 off the clock and then added another touchdown with 1:35 left in the third quarter to take 27-13 lead into the final stanza.

MSU tacked on another touchdown when Russell floated a pass to **Malcolm Johnson** in center of the endzone just 3:18 into the fourth quarter.

The MSU defense forced another three-and-out on Northwestern's next drive but, Russell's fourth interception of the day was returned 44 yards to the five yard line. The Wildcats punched in their final touchdown to secure the win.

**Josh Robinson** finished the game as State's leading rusher with 91 yards on seven carries. Junior **LaDarius Perkins** added 85 yards on 19 carries.

Clark finished with three catches for 36 yards and a touchdown, while Johnson hauled in two catches for 24 yards and a score. **Chad Bumphis** also grabbed three catches for 18 yards in his final game as a Bulldog.

Russell completed 12-of-28 for 106 yards, two touchdowns and four interceptions.



Mississippi State	0	10	3	7	=	20
Northwestern	10	3	14	7	=	34

**NU** - Williams 29 yd interception return (Budzien kick), 14:13 1st

**NU** - Budzien 34 yd field goal, 4:49 1st

**NU** - Budzien 37 yd field goal, 14:48 2nd

**MSU** - Devon Bell 27 yd field goal, 4:48 2nd

**MSU** - Arceto Clark 18 yd reception from Tyler Russell (Bell kick), 1:06, 2nd

**MSU** - Bell 47 yd field goal, 10:37 3rd

**NU** - Jones 3 yd run (Budzien kick), 9:25 3rd

**NU** - Siemian 4 yd run (Budzien kick), :26 3rd

**MSU** - Malcolm Johnson 14 yd reception from Russell (Bell kick), 11:42 4th

**NU** - Mark 3 yd run (Budzien kick) 8:10 4th

	MSU	NU
<b>First Downs</b>	18	19
<b>Rushes-Yards</b>	33-186	40-161
<b>Passing Yards</b>	106	196
<b>Passes (C-A-I)</b>	12-29-4	21-36-3
<b>Total Offense</b>	292	357
<b>Fumbles-Lost</b>	0-0	1-0
<b>Penalties-Yards</b>	6-47	2-20
<b>Time of Possession</b>	26:12	33:48

**RUSHING: (MSU)** Perkins 19-91, Robinson 7-91, Prescott 2-20, Bumphis 1-3, Russell 4-11. **(NU)** Colter 11-73, Mark 13-60, Siemian 2-14, Jones 6-14, Trumpy 3-7, Riley 2-5, Team 3-0.

**PASSING: (MSU)** Russell 12-28-4-106, Prescott 0-1-0-0. **(NU)** Siemian 12-20-1-120, Colter 9-16-2-76.

**RECEIVING: (MSU)** Clark 3-36, M. Johnson 2-24, Smith 2-24, Bumphis 3-18, Marcus 1-7, Robinson 1-(-3) **(NU)** Vitale 7-82, Fields 2-41, Jones 5-39, Lawrence 2-18, Prater 2-7, Riley 1-6, Mark 2-3

**Attendance:** 48,612



# MISSISSIPPI STATE RICE

44  
7

December 31, 2013 • Liberty Bowl Stadium • Memphis, Tenn.

Mississippi State ended the year and its 2013 season and year with a fitting celebration, ousting the Rice Owls 44-7 to claim victory in the 55th AutoZone Liberty Bowl. The margin of victory was the largest in any bowl game played thus far in 2013.

With the win, the Bulldogs secured their fourth-straight winning season and **Dan Mullen** earned the record for most bowl wins by any MSU coach ever, now 3-1 in four bowl appearances in his five seasons as the Bulldog mentor.

State dominated the game on both sides of the ball, with the defense holding Rice's top-15 national rushing attack to only 61 yards on the ground in the game while the Bulldog offense racked up 533 total yards on the other side of the ball.

After the Owls took an early 7-0 lead, the Bulldogs went on to score 44 unanswered points in the convincing win. Five different State players scored touchdowns in the contest.

State set school and Liberty Bowl records in the game. Sophomore quarterback **Dak Prescott** accounted for five touchdowns responsible for (a Liberty Bowl record) while throwing for 283 yards and three scores and rushing for two others. Junior receiver **Jameon Lewis** set the all-time MSU record for receiving yards in any game - regular or post season - with 220 yards on nine catches.

MSU ended 2013 on a flurry, winning consecutive overtime games at Arkansas and against arch rival Ole Miss at home to become bowl eligible and vault itself into Tuesday's contest in Memphis.



Rice	7	0	0	0	=	7
Mississippi State	7	20	14	3	=	44

**RICE** — Charles Ross 1 yd run (Boswell kick), 6:41 1st

**MSU** — LaDarius Perkins 10 yd pass from Dak Prescott (Sobiesk kick), 2:01 1st

**MSU** — Ashton Shumpert 1 yd run (Sobiesk kick), 9:49 2nd

**MSU** — Malcolm Johnson 13 yd pass from Dak Prescott (kick blocked), 4:32 2nd

**MSU** — Artimus Samuel 4 yd pass from Dak Prescott (Sobiesk kick), 0:10 2nd

**MSU** — Dak Prescott 5 yd run (Sobiesk kick), 7:25 3rd

**MSU** — Dak Prescott 11 yd run (Sobiesk kick), 1:42 3rd

**MSU** — Taylor Earhart 19 yd field goal, 4:45 4th

	RICE	MSU
<b>First Downs</b>	7	27
<b>Rushes-Yards</b>	32-61	46-239
<b>Passing Yards</b>	84	294
<b>Passes (C-A-I)</b>	8-16-0	18-30-0
<b>Total Offense</b>	145	533
<b>Fumbles-Lost</b>	2-1	1-1
<b>Penalties-Yards</b>	3-18	2-30
<b>Time of Possession</b>	24:42	35:18

**RUSHING: (RICE)** Charles Ross 10-28, Jowan Davis 7-21, Luke Turner 4-17, Dennis Parks 1-2, Team 1-(-1), Taylor McHargue 6-(-2), Driphus Jackson 3-(-4). **(MSU)** Dak Prescott 14-78, LaDarius Perkins 13-47, Josh Robinson 3-45, Ashton Shumpert 7-29, Nick Griffin 4-18, Damian Williams 3-11, Sam Cowart 1-6, Josh Hand 1-5.

**PASSING: (RICE)** Taylor McHargue 8-15-0-84, Driphus Jackson 0-1-0-0. **(MSU)** Dak Prescott 17-28-0-283, Damian Williams 1-2-0-11.

**RECEIVING: (RICE)** Dennis Parks 3-38, Connor Cella 1-19, Klein Kubiak 1-15, Donte Moore 1-6, Andre Gautreaux 1-4, Jordan Taylor 1-2. **(MSU)** Jameon Lewis 9-220, De'Runnya Wilson 3-37, Malcolm Johnson 1-13, LaDarius Perkins 1-10, Robert Johnson 1-10, Artimus Samuel 1-4, Joshn Robinson 1-3, Ashton Shumpert 1-(-3).

**Attendance:** 57,846





# #7 MISSISSIPPI STATE #12 GEORGIA TECH

# 34 49

December 31, 2014 • Sun Life Stadium • Miami Gardens, Fla.

Mississippi State (10-3) fell behind 14-0 in the first quarter and Georgia Tech's (11-3) triple-option attack proved to be the difference in a 49-34 score in the 2014 Capital One Orange Bowl at Sun Life Stadium. It was the Bulldogs' first appearance in the contest in 73 years, capping a 10-win season.

A turnover on MSU's first possession led to a Tech touchdown, setting the tone for the rest of the evening. Both teams combined for nearly 1,200 total yards with most of State's coming through the air and nearly all of Tech's on the ground.

MSU junior quarterback **Dak Prescott** set several records over the course of the evening, throwing for over 400 yards and becoming the all-time record Bulldog holder for yards in a career at MSU, surpassing **Don Smith**. He also set the school single-game record for total offense with exactly 500 yards against Tech, 453 coming through the air. The highlight of the evening was Prescott's Hail Mary 42-yard touchdown pass to **Fred Ross** as time expired in the first half. Ross caught the touchdown off a deflection in the end zone that pulled the Bulldogs to within 21-20.

However, Tech's ground attack quickly got rolling in the second half with a 69-yard touchdown run a minute into the third quarter. The Yellow Jackets scored 21 unanswered points. MSU's **De'Runnya Wilson** caught two touchdown passes in the fourth quarter but it proved to be too late.



Mississippi State	0	20	0	14	=	34
Georgia Tech	14	7	21	7	=	49

GT — Synjyn Days 3 yd run (Butker kick), 12:38 1st

GT — Darren Waller 41 yd pass from Justin Thomas (Butker kick), 2:37 1st

MSU — Evan Sobiesk 32 yd field goal, 12:57 2nd

MSU — Dak Prescott 5 yd run (Sobiesk kick), 9:53 2nd

MSU — Evan Sobiesk 30 yd field goal, 5:12 2nd

GT — Justin Thomas 13 yd run (Butker kick), 00:29 2nd

MSU — Fred Ross 42 yd pass from Dak Prescott (Sobiesk kick), 00:00 2nd

GT — Synjyn Days 69 yd run (Butker kick), 14:05 3rd

GT — Justin Thomas 32 yd run (Butker kick), 7:58 3rd

GT — Justin Thomas 15 yd run (Butker kick), 4:17 3rd

MSU — De'Runnya Wilson 7 yd pass from Dak Prescott (Sobiesk kick), 14:53 4th

GT — Synjyn Days 4 yd run (Butker kick), 11:54 4th

MSU — De'Runnya Wilson 12 yd pass from Dak Prescott (Sobiesk kick), 2:20 4th

	MSU	GT
First Downs	33	26
Rushes-Yards	33-152	61-452
Passing Yards	453	125
Passes (C-A-I)	33-51-1	7-12-1
Total Offense	605	577
Fumbles-Lost	1-1	1-0
Penalties-Yards	5-40	3-45
Time of Possession	25:13	34:47

**RUSHING: (MSU)** Josh Robinson 13-75, Dak Prescott 15-47, Ashton Shumpert 4-25, Jameon Lewis 1-5.

**(GT)** Synjyn Days 21-171, Justin Thomas 14-121, Zach Laskey 10-63, Charles Perkins 7-59, Deon Hill 5-23, B.J. Bostic 2-15, Dennis Andrews 1-1.

**PASSING: (MSU)** Dak Prescott 33-51-1-453. **(GT)** Justin Thomas 7-12-1-125.

**RECEIVING: (MSU)** Joe Morrow 6-117, De'Runnya Wilson 9-105, Fred Ross 6-102, Jameon Lewis 5-63, Malcolm Johnson 3-36, Robert Johnson 2-17, Gus Walley 1-7, Fred Brown 1-6. **(GT)** Darren Waller 5-114, Micheal Summers 2-11.

Attendance: 58,211



# NC STATE MISSISSIPPI STATE

28  
51

December 30, 2015 • Bank of America Stadium • Charlotte, N.C.

In a fitting end to the greatest career in MSU history, **Dak Prescott** threw for a Belk Bowl-record 380 yards and four touchdowns on a rain-soaked field as MSU capped a nine-win season with a 51-28 blowout of NC State in Charlotte. Selected the game MVP, Prescott completed 25 of 42 passes and ran for 47 yards joining Colin Kaepernick, Tim Tebow, Dan LeFevour as the only players in FBS history to throw for 9,000 yards and run for 2,500 yards in their career. The Bulldog defense set the tone early. On the first play from scrimmage, defensive end **Jonathan Calvin** hit Jacoby Brissett as he released the ball and linebacker **Gerri Green** came up with the diving interception. Five plays later, **Fred Ross** hauled in a pass from Prescott in the left flat, turned up the left sideline and raced 14 yards for a score. Brissett had another pass picked off later in the first quarter and Prescott capitalized by finding **De'Runnya Wilson** for a 28-yard scoring strike. MSU made it 21-0 when Ross scored on a 33-yard reverse. Prescott lobbed his third TD pass of the game to Holloway over a blitzing defense to put the Bulldogs up 37-21 late in the third quarter. The senior quarterback hit Holloway in stride on a go route along the right sideline for a 55-yard touchdown in the fourth quarter. **Beniquez Brown** and **J.T. Gray** led all tacklers with nine. Prescott was lifted in the final minute to a standing ovation. The win propelled MSU to back-to-back seasons of at least nine victories for the first time in school history.



NC State	0	14	7	7	=	28
Mississippi State	14	17	6	14	=	51

**MSU** — Fred Ross 14 yd pass from Dak Prescott (Graves kick), 13:33 1st  
**MSU** — De'Runnya Wilson 28 yd pass from Dak Prescott (Graves kick), 3:31 1st  
**MSU** — Fred Ross 33 yd run (Graves kick), 12:17 2nd  
**NCSU** — Pharoah McKeever 82 yd pass from Jacoby Brissett (Bambard kick), 11:16 2nd  
**NCSU** — Jaylen Samuels 48 yd run (Bambard kick), 6:43 2nd  
**MSU** — Justin Malone 0 yd fumble recovery (Graves kick), 3:18 2nd  
**MSU** — Westin Graves 39 yd field goal, 0:14 2nd  
**NCSU** — Jacoby Brissett 3 yd run (Bambard kick) 7:20 3rd  
**MSU** — Brandon Holloway 10 yd pass from Dak Prescott (kick failed), 1:16 3rd  
**MSU** — Brandon Holloway 55 yd pass from Dak Prescott (Graves kick), 9:41 4th  
**MSU** — Aeris Williams 33 yd run (Graves kick), 5:38 4th  
**NCSU** — Jaylen Samuels 1 yd run (Bambard kick), 0:45 4th

	NCSU	MSU
First Downs	20	26
Rushes-Yards	51-210	35-189
Passing Yards	214	380
Passes (C-A-I)	12-28-2	25-42-1
Total Offense	424	569
Fumbles-Lost	1-0	3-0
Penalties-Yards	4-50	5-55
Time of Possession	32:05	27:55

**RUSHING:** (NCSU) Nyheim Hines 13-70; Jacoby Brissett. 26-67; Jaylen Samuels 3-53; Dawaka Nichols 6-22; Bra'Lon Cherry. 1-0; TEAM 2-minus 2. (MSU) - Dak Prescott 12-47; Brandon Holloway 13-41; Aeris Williams 3-39; Fred Ross 1-33; Ashton Shumpert 5-27; Dontavian Lee 1-2; Justin Malone 0-0.

**PASSING:** (NCSU) - Jacoby Brissett 12-28-2-214. (MSU) - Dak Prescott 25-42-1-380.

**RECEIVING:** (NCSU) - Jumichael Ramos 5-75; David Grinnage 2-18; Johnathan Alston 2-16; Pharoah McKeever 1-82; Bra'Lon Cherry 1-25; Jaylen Samuels; TEAM 1-minus 2. (MSU) - Fred Ross 7-74; De'Runnya Wilson 5-96; Brandon Holloway 4-78; Malik Dear 3-25; Fred Brown 2-41; Donald Gray 2-40; Darriion Hutcherson 2-26.

Attendance: 46,423



# MIAMI [OHIO] MISSISSIPPI STATE

16  
17

December 26, 2016 • Tropicana Field • St. Petersburg, Fla.

A pair of blocked kicks, a field goal and two touchdown runs from quarterback **Nick Fitzgerald** led Mississippi State to a 17-16 victory over Miami [Ohio] in the 2016 St. Petersburg Bowl. With some last-second theatrics, State's **Nelson Adams** blocked Miami's potential game-winning field goal attempt with five seconds left to lift MSU to the win.

It was MSU's second block of the game with the Bulldogs' **Johnathan Calvin** also knocking down a Miami extra point attempt early in the game that would ultimately provide the one-point difference in State's triumph. Quarterback **Nick Fitzgerald** was named MVP of the game after totaling 268 yards and two touchdowns. He completed 13-of-26 passes for 126 yards, while he tied **Anthony Dixon's** program record with his eighth 100-yard rushing game of the year, running for a total of 142 yards and two touchdowns.

After a slow start to the game (State trailed 9-0 in the second quarter), MSU's offense began to pick up near the end of the first half, scoring on a two-yard keeper by **Fitzgerald** with 22 seconds left before the intermission. Following a 44-yard touchdown run by **Fitzgerald** and an interception by sophomore cornerback **Jamoral Graham** in the third quarter, junior place kicker **Westin Graves** gave MSU its first lead of the game in the fourth quarter, hitting a 36-yard field goal to put the Bulldogs up 17-16.

The Bulldogs were paced defensively by senior linebacker **Richie Brown** with nine tackles, in addition to a forced fumble. State's defense forced two turnovers over the course of the game.



Miami [Ohio]	3	6	7	0	=	16
Mississippi State	0	7	7	3	=	17

**MIAMI** — Nick Dowd 18 yd field goal, 10:07 1st

**MIAMI** — James Gardner 6 yd pass from Gus Ragland (Nick Dowd kick blocked), 8:36 2nd

**MSU** — Nick Fitzgerald 2 yd run (Westin Graves kick), 0:22 2nd

**MIAMI** — Ryan Smith 1 yd pass from Gus Ragland (Nick Dowd kick), 8:11 3rd

**MSU** — Nick Fitzgerald 44 yd run (Westin Graves kick), 4:15 3rd

**MSU** — Westin Graves 36 yd field goal, 12:03 4th

	MIAMI	MSU
<b>First Downs</b>	24	18
<b>Rushes-Yards</b>	35-170	33-199
<b>Passing Yards</b>	263	136
<b>Passes (C-A-I)</b>	22-31-1	13-27-0
<b>Total Offense</b>	433	335
<b>Fumbles-Lost</b>	1-1	0-0
<b>Penalties-Yards</b>	3-30	2-25
<b>Time of Possession</b>	35:08	24:52

**RUSHING: (MIAMI)** Kenny Young 9-67; Gus Ragland. 17-62; Maurice Thomas 3-33; Alonzo Smith 4-20; Team 2-0. **(MSU)** - Nick Fitzgerald 18-134; Aeris Williams 12-64; Malik Dear 1-3; Ashton Shumpert 1-2; Team 1-0.

**PASSING: (MIAMI)** - Gus Ragland 22-30-1-263; Rokeem Williams 0-1-0-0 **(MSU)** - Nick Fitzgerald 13-26-0-136; Damian Williams 0-1-0-0

**RECEIVING: (MIAMI)** - Ryan Smith 7-72; James Gardner 5-92; Rokeem Williams 4-38; Kenny Young 3-29; Jared Murphy 1-20; Maurice Thomas 1-6; Alexx Zielinski 1-6. **(MSU)** - Fred Ross 4-44; Malik Dear 2-19; Donald Gray 2-18; Aeris Williams 1-24; Farrod Green 1-13; Keith Mixon 1-11; Justin Johnson 1-8.

**Attendance:** 15,717



# LOUISVILLE #23 MISSISSIPPI STATE

27  
31

December 30, 2017 • EverBank Field • Jacksonville, Fla.

With an interim coaching staff in place and injuries keeping big-time player makers off the field, true freshman **Keytaon Thompson** in his first-ever start at quarterback turned in a record-breaking performance against Heisman Trophy winner Lamar Jackson and Louisville as MSU capped off a nine-win season and earned the program's third consecutive bowl victory ousting the Cardinals 31-27 in Jacksonville.

Thompson finished 11-of-20 passing for 127 yards and one interception. The true freshman quarterback tied an MSU bowl record with 27 rushing attempts for 147 yards and three rushing scores. Ultimately, MSU racked up 404 yards of offense behind Thompson's leadership.

MSU's defense kept Jackson contained as the Bulldog defense recorded six pass break-ups, six sacks and four interceptions. Selected as the TaxSlayer Bowl MVP, **Mark McLaurin** tallied three of MSU's four interceptions to set a MSU bowl record.

Louisville led 21-17 at halftime and 24-17 through three quarters, but State rallied to outscore the Cardinals 14-3 in the final period on the strength of two of Thompson's three rushing touchdowns as well as two of McLaurin's three interceptions.



Louisville	7	14	3	3	=	27
Mississippi State	14	3	0	14	=	31

**MSU** — Aeris Williams 5 yd run (Christmann kick), 10:47 1st  
**LOU** — Charles Standberry 5 yd pass from Lamar Jackson (Creque kick), 6:35 1st  
**MSU** — Keytaon Thompson 14 yd run (Christmann kick), 3:11 1st  
**LOU** — Lamar Jackson 13 yd run (Creque kick), 10:29 2nd  
**MSU** — Jace Christmann 23 yd field goal, 4:21 2nd  
**LOU** — Jay Smith 11 yd pass from Lamar Jackson (Creque kick), 0:19 2nd  
**LOU** — Blanton Creque 23 yd field goal, 3:14 3rd  
**MSU** — Keytaon Thompson 2 yd run (Christmann kick), 13:22 4th  
**LOU** — Blanton Creque 31 yd field goal, 7:38 4th  
**MSU** — Keytaon Thompson 1 yd run (Christmann kick), 3:39 4th

	LOU	MSU
First Downs	20	23
Rushes-Yards	39-187	55-277
Passing Yards	171	127
Passes (C-A-I)	13-31-4	11-20-1
Total Offense	358	404
Fumbles-Lost	1-0	2-2
Penalties-Yards	6-42	11-100
Time of Possession	30:21	29:39

**RUSHING: (LOU)** - Lamar Jackson 24-158; Reggie Bonnafon 7-8; Malik Williams 5-13; Dae Williams 3-3.  
**(MSU)** - Keytaon Thompson 27-147; Aeris Williams 12-88; Kylin Hill 8-29; Nick Gibson 6-13; Jesse Jackson 1-1; TEAM 1-minus 1.

**PASSING: (LOU)** - Lamar Jackson 13-31-4-171. **(MSU)** - Keytaon Thompson 11-20-1-127.

**RECEIVING: (LOU)** - Jaylen Smith 7-107; Seth Dawkins 3-38; Charles Standberry 2-10; Kemari Averett 1-16. **(MSU)** - Jesse Jackson 3-38; Jordan Thomas 2-36; Reggie Todd 2-32; Jamal Couch 2-28; Dedrick Thomas 2-minus 7.

**Attendance:** 41,310





# #18 MISSISSIPPI STATE IOWA

# 22 27

January 1, 2019 • Raymond James Stadium • Tampa, Fla.

A late fourth-quarter comeback attempt fell just short for No. 18 Mississippi State on New Year's Day as the Bulldogs dropped a 27-22 decision to Iowa in the Outback Bowl. **Nick Fitzgerald** led the Bulldog offense into Iowa territory with seconds remaining in the contest, but a failed fourth-down attempt handed the victory to the Hawkeyes.

MSU got out to a 6-0 lead with a pair of first-quarter field goals by **Jace Christmann**, but the Hawkeyes cut State's lead in half with a 44-yard kick by Miguel Recinos. Iowa then scored a pair of touchdowns through the air, with Nate Stanley hitting Nick Easley and Ihmir Smith-Marsette (15 yards) to give the Hawkeyes a 17-6 lead at the half.

The Bulldogs would come out of the locker room hot to score a pair of touchdowns within 18 seconds of one another. A **Willie Gay, Jr.**, interception return to the Iowa 6-yard line set up **Kylin Hill**'s 1-yard push over the goal line on a swing pass from Fitzgerald. A few seconds later, **Mark McLaurin** recovered a fumble on the kickoff return at the Iowa 33. The next play, Fitzgerald scampered for his 101st career touchdown to give State a 19-17 lead.

Iowa would reclaim the lead at 24-19 on an 8-yard touchdown catch by Easley late in the third quarter. Christmann and Recinos exchanged field goals in the fourth, giving Iowa a 27-22 advantage with 5:51. State regained possession with 2:22 left, having to go 68 yards to score the go-ahead touchdown, but with no timeouts remaining. Fitzgerald led the MSU offense into Hawkeye territory, but the nine-play drive ended on an incomplete fourth-down pass with 25 seconds left, turning the ball over on downs. Iowa took a knee to secure the victory.

In his final game as a Bulldog, Fitzgerald totaled 255 yards of total offense, passing for 152 while gaining 103 on the ground for his 21st 100-yard rushing performance. Also playing in his final game at MSU, **Jeffery Simmons** highlighted the defense, notching a sack and 2.5 tackles for loss to pace the Maroon and White.

It was MSU's first-ever Outback Bowl appearance.



Mississippi State	6	0	13	3	=	22
Iowa	0	17	7	3	=	27

MSU - Jace Christmann 44 yd field goal, 6:37 1st

MSU - Jace Christmann 42 yd field goal, 0:45 1st

IOWA - Miguel Recinos 44 yd field goal, 10:02 2nd

IOWA - Nick Easley 75 yd pass from Nate Stanley (Miguel Recinos kick), 7:55 2nd

IOWA - Ihmir Smith-Marsette 15 yd pass from Nate Stanley (Miguel Recinos kick), 6:18 2nd

MSU - Kylin Hill 1 yd pass from Nick Fitzgerald (Nick Fitzgerald pass failed), 11:26 3rd

MSU - Nick Fitzgerald 33 yd run (Jace Christmann kick), 11:08 3rd

IOWA - Nick Easley 8 yd pass from Nate Stanley (Miguel Recinos kick), 1:55 3rd

MSU - Jace Christmann 20 yd field goal, 12:04 4th

MSU - Miguel Recinos 40 yd field goal, 5:51 4th

	MSU	IOWA
First Downs	15	11
Rushes-Yards	42-190	20-(-15)
Passing Yards	152	214
Passes (C-A-I)	14-32-2	21-31-1
Total Offense	342	199
Fumbles-Lost	1-1	1-1
Penalties-Yards	8-90	0-0
Time of Possession	33:34	26:26

**RUSHING: (MSU)** - Nick Fitzgerald 20-103; Kylin Hill 12-43; Aeris Williams 6-22; Nick Gibson 1-12; Keytaon Thompson 3-10. **(IOWA)** - Toren Young 3-7; Ihmir Smith-Marsette 5-0; Team 1-minus 1; Mekhi Sargent 7-minus 3; Nate Stanley 4-minus 18.

**PASSING: (MSU)** - Nick Fitzgerald 14-32-2-152. **(IOWA)** - Nate Stanley 21-31-1-214.

**RECEIVING: (MSU)** - Stephen Guidry 1-51; Osirus Mitchell 2-42; Aeris Williams 3-19; Dedrick Thomas 2-16; Kylin Hill 3-12; Farrod Green 1-7; Justin Johnson 2-5. **(IOWA)** - Nick Easley 8-104; T.J. Hockenson 3-43; Brandon Smith 3-33; Ihmir Smith-Marsette 4-29; Mekhi Sargent 1-4; Toren Young 2-1.

Attendance: 40,518



SINGLE-GAME DEFENSIVE RECORDS

MOST SACKS

9, vs. Tulane (11-11-1989); vs. Ole Miss (11-30-1996)

MOST PLAYS AGAINST

104, vs. Samford (10-29-2016)

FEWEST PLAYS AGAINST

35, vs. Howard (9-21-1963)

MOST NET YARDS ALLOWED

736, vs. Houston (10-4-1969)

FEWEST NET YARDS ALLOWED

26, vs. Howard College (9-21-1963)

LOWEST YARDS-PER-PLAY ALLOWED

0.7, vs. Charleston Southern (9-2-2017) [42 for 33 yards]

MOST TOUCHDOWNS ALLOWED

10, vs. Houston (10-4-1969)

MOST FUMBLES CAUSED

11, vs. Kentucky (10-18-1952); vs. Alabama (10-31-1981)

MOST FUMBLES RECOVERED

7, vs. Memphis (10-16-1976); vs. Alabama (10-31-1981)

MOST TURNOVERS CAUSED

8, Many Times [Last: vs. Florida (9-24-1977)]

MOST RUSHING ATTEMPTS AGAINST

84, vs. Houston (10-4-1969)

FEWEST RUSHING ATTEMPTS AGAINST

16, vs. Houston (10-9-2010)

MOST NET RUSHING YARDS ALLOWED

549, vs. Houston (10-4-1969)

FEWEST NET RUSHING YARDS ALLOWED

-78, vs. Florida (9-30-2000)

MOST INTERCEPTIONS FORCED

6, vs. Arkansas (9-30-1939); vs. Troy (10-12-2002)

MOST PASSING ATTEMPTS AGAINST

70, vs. Samford (10-29-2016)

FEWEST PASSING ATTEMPTS AGAINST

1, vs. Union (9-26-1942)

MOST COMPLETIONS ALLOWED

42, vs. Samford (10-29-2016)

FEWEST COMPLETIONS ALLOWED

0, Many times [Last: vs. Florida (9-27-1958)]

MOST NET PASSING YARDS ALLOWED

494, vs. Florida (9-30-2000)

FEWEST NET PASSING YARDS ALLOWED

0, Many Times [Last: vs. Florida (9-27-1958)]

MOST FIRST DOWNS ALLOWED

36, vs. Texas A&M (11-3-2012)

FEWEST FIRST DOWNS ALLOWED

1, Many Times [Last: vs. Howard (9-21-1963)]

SINGLE-GAME OFFENSIVE RECORDS

MOST PASSING ATTEMPTS

54, vs. LSU (9-12-2015)

FEWEST PASSING ATTEMPTS

1, vs. San Francisco (12-5-1942); vs. Tennessee (9-30-1950)

MOST COMPLETIONS

38, at Arkansas (11-21-2015)

FEWEST COMPLETIONS

0, Many Times [Last: vs. Georgia (9-23-1967)]

HIGHEST COMPLETION PERCENTAGE

**Min. 10 att.:** .909, vs. Florida (9-22-1962) [10 of 11]

**Min. 15 att.:** .813, vs. Tulane (9-4-1982) [13 of 16]

**Min. 25 att.:** .800, vs. Memphis (9-4-2010) [20 of 25]

**Min. 30 att.:** .744, vs. Florida State (11-9-1968) [29 of 39]

MOST NET YARDS GAINED

508, at Arkansas (11-21-2015)

SINGLE-GAME PASSING HIGHS

Yds.	Opponent	Site	Year	Stats
508	Arkansas	Fayetteville	2015	38-of-51, 5TD
466	Tulane	Starkville	1994	21-of-30, 4TD
456	Alabama	Birmingham	1978	31-of-53, 1TD
453	Georgia Tech	Miami	2014	33-of-51, 5TD
421	Arkansas	Little Rock	2007	29-of-51, 4TD
417	Samford	Starkville	2016	20-of-35, 5TD
405	Florida	Gainesville	1993	24-of-44, 2TD
398	Stephen F. Austin	Starkville	2018	15-of-34, 5 TD
384	Kentucky	Starkville	2006	22-of-41, 3TD
382	Kentucky	Starkville	2015	26-of-36, 3TD
380	NC State	Charlotte	2015	25-of-42, 4TD
379	Georgia	Starkville	1988	25-of-45, 5TD
378	Florida State	Starkville	1978	19-of-34, 5TD
372	Northwestern St.	Starkville	2015	16-of-18, 4TD
372	Memphis	Starkville	2010	20-of-25, 5TD
372	Jacksonville State	Starkville	2002	17-of-29, 3TD
370	Memphis	Starkville	1993	23-of-43, 3TD
363	Ole Miss	Jackson	1978	25-of-46, 1TD
360	Houston	Houston	2003	24-of-42, 3TD
349	Southern Miss	Starkville	2014	23-of-34, 5TD
347	Louisiana Tech	Starkville	2015	30-of-43, 3TD
346	BYU	Starkville	2001	20-of-28, 3TD
340	Ole Miss	Oxford	2002	23-of-42, 1TD
336	Memphis	Memphis	2011	19-of-31, 3TD
336	Alcorn State	Starkville	2010	19-of-29, 2TD
335	LSU	Starkville	2015	34-of-54, 1TD
335	Alabama	Starkville	1988	21-of-44, 4TD

FEWEST NET PASSING YARDS GAINED

0, Many Times [Last: vs. Georgia (9-23-1967)]

MOST PASSING TOUCHDOWNS THROWN

5, vs. Murray State (11-2-1946); vs. Florida State (10-14-1978); vs. Georgia (9-17-1988); vs. Memphis (9-4-2010); vs. Georgia Tech (12-31-2014); at Arkansas (11-21-2015), vs. Samford (10-29-2016), vs. Stephen F. Austin (9-1-2018)

MOST INTERCEPTIONS THROWN

8, vs. Alabama (10-10-1936)

**Modern Game:** 6, vs. Cincinnati (10-15-1949); vs. Arkansas (11-22-2003); vs. LSU (8-30-2007)

MOST RUSHING ATTEMPTS

78, vs. Louisville (9-18-1976)

FEWEST RUSHING ATTEMPTS

18, vs. Auburn (11-8-1969)

HIGHEST YARDS-PER-RUSH AVERAGE

9.85, at Kansas State (9-8-2018) [39 for 384 yards]

MOST RUSHING TOUCHDOWNS

12, vs. Cumberland (10-10-1914)

**Modern Game:** 8, vs. Arkansas State (9-23-1950); vs. Louisville (10-26-1974)

MOST NET RUSHING YARDS GAINED

532, vs. Union (10-25-1941)

**Modern Game:** 490, vs. Colorado State (10-10-1981)

FEWEST NET RUSHING YARDS GAINED

-51, vs. Ole Miss (11-28-2008)

SINGLE-GAME RUSHING HIGHS

Yds.	Opponent	Site	Date	Carries, TD
532	Union University	Starkville	10-25-1941	60, 7 TD
490	Colorado State	Fort Collins	10-10-1981	74, 5 TD
464	Arkansas State	Starkville	10-24-1992	73, 6 TD
457	Ole Miss	Oxford	11-26-2016	47, 4 TD
449	Louisville	Starkville	9-18-1976	78, 3 TD
443	Marshall	Starkville	10-20-1979	63, 6 TD
427	Memphis	Starkville	10-11-1958	58, 4 TD
426	Kentucky	Starkville	10-12-1991	62, 3 TD
423	Vanderbilt	Starkville	9-19-1981	61, 3 TD
418	Memphis	Memphis	10-16-1976	70, 5 TD
415	Arkansas State	Starkville	10-4-1952	58, 6 TD

TEAM TOTAL OFFENSE RECORDS

MOST PLAYS

100, vs. Arkansas (11-20-2010)

FEWEST PLAYS

38, vs. Georgia (10-17-1959)

MOST NET YARDS GAINED

669, vs. Samford (10-29-2016)

FEWEST NET YARDS GAINED

37, vs. Ole Miss (11-27-2008)

HIGHEST YARDS-PER-PLAY AVERAGE

9.7, vs. Tulane (10-22-1994) [57 for 554 yds]

SINGLE-GAME TOTAL OFFENSE HIGHS

No.	Opponent (Site)	Date
669	Samford (Starkville)	10-29-2016
647	Northwestern State (Starkville)	9-19-2015
645	Memphis (Memphis)	9-1-2011
631	Arkansas (Fayetteville)	11-21-2015
618	Stephen F. Austin (Starkville)	9-1-2018
607	Louisiana (Starkville)	9-15-2018
605	Georgia Tech (Miami)	12-31-2014
598	UMass (Foxborough)	9-24-2016
596	Florida State (Starkville)	10-14-1978
593	Kentucky (Starkville)	10-12-1991
586	Kentucky (Starkville)	10-24-2015
581	Louisville (Starkville)	10-26-1974
574	Texas A&M (Starkville)	11-5-2016
571	Arkansas State (Starkville)	9-11-1982
570	LSU (Baton Rouge)	9-20-2014
570	UT Martin (Starkville)	11-5-2011
569	NC State (Charlotte)	12-30-2015
569	Memphis (Starkville)	9-4-2010
566	Ole Miss (Oxford)	11-26-2016
566	Alcorn State (Starkville)	10-2-2010
559	Texas A&M (Starkville)	10-4-2014
556	Texas A&M (College Station)	11-9-2013
556	Alcorn State (Starkville)	9-7-2013
556	Tulane (New Orleans)	9-4-1982
555	Charleston Southern (Starkville)	9-2-2017
554	Tulane (Starkville)	10-22-1994
554	Arkansas State (Starkville)	9-23-1950
553	Northeast Louisiana (Starkville)	9-16-1972



## SINGLE-GAME SPECIAL TEAMS RECORDS

### MOST PUNTS

20, vs. TCU (10-24-1936)

### FEWEST PUNTS

0, vs. Arkansas (11-19-2016), vs. Troy (9-21-13); vs. Georgia Tech (10-3-2009); vs. East Tennessee State (10-17-1998); vs. Arkansas State (10-24-1992); vs. Arkansas State (10-14-1961); vs. Murray State (11-2-1946)

### HIGHEST YARDS-PER-PUNT AVERAGE

**Min. 5 punts:** 51.4, vs. Kentucky (11-9-1996) [5 for 257 yards]

**Min. 10 punts:** 47.5, vs. South Carolina (9-28-1996) [10 for 475 yds]

### MOST PUNT RETURNS

20, vs. TCU (10-24-1936)

### MOST NET PUNTING YARDS GAINED

225, vs. UT Chattanooga (9-29-1946)

### MOST PUNT RETURN TOUCHDOWNS

1, Many Times [Last: UMass (11-4-2017)]

### MOST KICKOFF RETURNS

10, vs. Tulane (10-29-1949); vs. Houston (10-4-1969)

### MOST NET KICKOFF RETURN YARDS GAINED

227, vs. Houston (10-4-1969)

### MOST KICKOFF RETURN TOUCHDOWNS

1, Many Times (Last: Southern Miss, 9-5-2015)



Derek DePasquale converted a Mississippi State single-game record five field goals against UAB on Oct. 23, 2010.

## SINGLE-GAME SCORING RECORDS

### MOST POINTS ALLOWED

74, vs. Houston (10-4-1969)

### FEWEST POINTS ALLOWED

0, Many Times [Last: vs. Charleston Southern (9-2-2017)]

### MOST TOUCHDOWNS ALLOWED

10, vs. Houston (10-4-1969)

### FEWEST TOUCHDOWNS ALLOWED

0, Many Times [Last: at Ole Miss (11-22-2018)]

## SINGLE-GAME OPPONENT SCORING HIGHS

Pts.	Opponent (MSU Score)	Site	Date
74	Houston (0)	Houston	10-4-1969
65	South Carolina (39)	Starkville	10-14-1995
61	LSU (6)	Away	11-15-1969
61	Vanderbilt (0)	Columbus	10-1-1904
59	LSU (26)	Home	10-5-2013
59	Tennessee (21)	Away	11-15-2003
59	Tulane (7)	Away	10-31-1931
59	Alabama (0)	Birmingham	11-30-1922
58	Arkansas (42)	Starkville	11-19-2016
58	Alabama (14)	Away	11-4-1972
56	Auburn (0)	Birmingham	11-7-1970
55	LSU (0)	Away	11-18-1967
55	Alabama (13)	Away	12-1-1945
55	New Orleans Athletic Club (0)	Away	11-21-1896
54	Tulane (6)	Away	10-29-1949
54	Texas (7)	Away	11-11-1921
53	Alabama (34)	Starkville	10-29-1988
53	Alabama (0)	Montgomery	10-1-1932
53	Alabama (0)	Meridian	10-10-1931
53	Tulane (0)	Away	11-1-1930
52	Auburn (13)	Away	11-8-1969

### MOST POINTS SCORED

**Quarter:** 40, vs. Howard College (11-18-1910) [3rd]

**Quarter (Since 1950):** 35, vs. Troy (9-21-2013) [2nd]

**Half:** 49, vs. Murray State (11-2-1946) [Half]

**Half (Since 1950):** 45, vs. Troy (9-21-2013) [1st]

**Game:** 82, vs. Howard College (11-18-1910)

**Modern Game:** 69, vs. Murray State (11-2-1946)

**Game (Since 1950):** 67, vs. Arkansas State (9-23-50)

### FEWEST POINTS SCORED

0, Many Times [Last: at Alabama (11-10-2018)]

### MOST TOUCHDOWNS SCORED

14, vs. Howard College (11-18-1910)

**Modern Game:** 10 vs. Sewanee (10-31-1936); vs. Murray State (11-2-1946); vs. Arkansas State (9-23-50)

### MOST TWO-POINT PATS MADE

5, vs. Arkansas State (10-10-1959)

### MOST TWO-POINT PATS ATTEMPTED

6, vs. Arkansas State (10-10-1959)

### MOST FIELD GOALS MADE

5, vs. NC State (1-1-1995); vs. Arkansas (11-21-1998); vs. UAB (10-23-2010)

### MOST FIELD GOALS ATTEMPTED

5, vs. Ole Miss (1977); vs. Kentucky (1985); vs. Tulane (1987); vs. Florida (1992); vs. Auburn (1992); vs. Arkansas (1998); vs. UAB (2010)

### MOST PAT KICKS MADE

12, vs. Howard College (11-18-1910)

**Modern Game:** 9, vs. Murray State (11-2-1946)

## SINGLE-GAME SCORING HIGHS

Pts.	Opponent (Opponent Score)	Site	Date
82	Howard College (0)	Starkville	11-18-1910
80	Southwestern Baptist (0)	Starkville	10-19-1907
77	Cumberland (0)	Starkville	10-10-1914
75	Mercer (0)	Columbus	10-24-1907
69	Murray State (0)	Starkville	11-2-1946
68	Sewanee (0)	Jackson	10-31-1936
68	Mississippi College (0)	Starkville	10-13-1917
67	Arkansas State (0)	Starkville	9-23-1950
66	Tulane (22)	Starkville	10-22-1994
66	Mercer (0)	Starkville	11-7-1914
66	Howard College (0)	Starkville	10-4-1913
65	Ole Miss (0)	Tupelo	11-6-1915
63	Stephen F. Austin (6)	Starkville	9-1-2018
62	Northwestern St. (13)	Starkville	9-19-2015
62	Troy (7)	Starkville	9-21-2013
62	Birmingham-Southern (0)	Starkville	11-3-1911
62	Marion Military Inst. (0)	Starkville	10-13-1906
61	Middle Tennessee (35)	Starkville	10-28-2000
61	Tulane (0)	Jackson	11-14-1914

## LARGEST MARGINS OF VICTORY

### HOME (AT SCOTT FIELD)

Margin	Score	Opponent	Date
+82	82-0	Howard College	11-18-1910
+80	80-0	Southwestern Baptist	10-19-1907
+77	77-0	Cumberland	10-10-1914
+69	69-0	Murray State	11-2-1946
+68	68-0	Mississippi College	10-13-1917
+67	67-0	Arkansas State	9-23-1950
+66	66-0	Howard College	10-4-1913
+66	66-0	Mercer	11-7-1914
+62	62-0	Marion [AL] Mil. Inst.	10-13-1906
+62	62-0	Birmingham-Southern	11-3-1911
+59	59-0	Tenn. Medical College	11-11-1904
+59	59-0	Northeast Louisiana	11-2-1996
+57	63-6	Stephen F. Austin	9-1-2018
+56	56-0	Millsaps College	10-7-1944

### ROAD (AWAY FROM SCOTT FIELD)

Margin	Score	Opponent	Date
+75	75-0	*Mercer	10-24-1907
+68	68-0	*Sewanee	10-31-1936
+65	65-0	*Ole Miss	11-6-1915
+61	61-0	*Tulane	11-14-1914
+45	59-14	Memphis	9-1-2011
+43	43-0	Meridian Athletic Club	10-24-1903
+40	47-7	Kentucky	10-29-1994
+38	52-14	*Michigan	1-1-2011
+38	38-0	South Carolina	9-26-1998
+38	38-0	Marion [AL] Military Inst.	10-20-1905
+37	44-7	*Rice	12-31-2013
+36	57-21	Louisiana Tech	9-9-2017
+36	36-0	Houston	9-18-1965
+35	55-20	Ole Miss	11-26-2016
+33	33-0	Vanderbilt	10-17-1942
+33	33-0	Chattanooga	10-14-1916
+32	35-3	Ole Miss	11-22-2018
+32	35-3	South Alabama	9-13-2014

\*- denotes Neutral Site Contests

## LARGEST MARGINS OF DEFEAT

Margin	Score	Opponent	Site	Date
-74	0-74	Houston	Houston	10-4-1969
-61	0-61	Vanderbilt	Columbus	10-1-1904
-59	0-59	Alabama	Birmingham	11-30-1922
-56	0-56	Auburn	Birmingham	11-7-1970
-55	0-55	NOAC	New Orleans	11-21-1896
-55	0-55	LSU	Baton Rouge	11-18-1967
-55	6-61	LSU	Baton Rouge	11-15-1969
-53	0-53	Tulane	New Orleans	11-1-1930
-53	0-53	Alabama	Meridian	10-10-1931
-53	0-53	Alabama	Montgomery	10-1-1932
-52	0-52	LSU	Baton Rouge	11-20-1896
-52	7-59	Tulane	New Orleans	10-31-1931
-52	0-52	Florida	Gainesville	9-29-2001
-51	0-51	LSU	Baton Rouge	9-25-2004
-50	0-50	LSU	Baton Rouge	11-7-1908





## COMEBACKS AND LAST-MINUTE HEROICS (SINCE 1970)

## LARGEST FOURTH-QUARTER COMEBACKS

Pts.	Opponent	Date	**Time Remaining	Score	Time Final Lead Taken	Final Score
14	Ole Miss	11-23-2007	7:51	0-14	0:12	17-14
14	Ole Miss	11-25-1999	12:49	6-20	0:04	23-20
14	Memphis	10-5-1985	9:12	14-28	0:00	31-28
13	at Auburn	10-9-1999	2:28	3-16	0:19	18-16
12	at Kentucky	10-31-1992	5:55	21-33	0:37	37-36
11	at Arkansas	11-21-2015	12:54	31-42	3:05	51-50
9	at Tennessee	9-23-1986	7:32	14-23	4:40	27-23
7	at Arkansas	11-18-2017	3:58	21-14	0:17	28-21
7	Kentucky	11-3-2001	13:09	7-14	7:31	17-14
7	Central Florida	10-25-1997	6:38	21-28	5:13	35-28
7	Memphis	8-30-1997	9:53	3-10	0:00	13-10
7	Tennessee	9-24-1994	9:32	14-21	0:36	24-21
7	Arkansas State	9-7-1985	3:41	7-14	2:28	22-14
7	Tulane	10-19-1985	11:56	20-27	0:02	31-27

## LARGEST DEFICIT OVERCOME TO WIN A GAME

Pts.	Opponent	Date	**Time Remaining	Score	Time Final Lead Taken	Final Score
16	at Auburn	10-9-1999	0:56 (3)	0-16	0:19	18-16
14	at Arkansas	11-18-2017	5:20 (1)	0-14	0:17	28-21
14	Louisiana Tech	10-17-2015	4:27 (1)	0-14	0:57 (2)	45-20
14	Arkansas	11-22-2008	7:12 (1)	0-14	5:59 (2)	31-28
14	Ole Miss	11-23-2007	7:51 (4)	0-14	0:12	17-14
14	Texas A&M	12-31-2000	9:22 (2)	0-14	OT	43-41
14	Ole Miss	11-25-1999	12:49 (3)	6-20	0:04	23-20
14	Tennessee	9-24-1994	12:17 (3)	7-21	0:36	24-21
14	Memphis	10-5-1985	9:12 (4)	14-28	0:00	31-28
\$ 14	Ole Miss	11-19-1977	5:22 (2)	0-14	12:05	18-14
12	Kentucky	11-4-1999	13:21 (2)	7-19	0:05	23-22
12	at Kentucky	10-31-1992	5:55 (4)	21-33	0:37	37-36
11	at Arkansas	11-21-2015	11:56 (4)	31-42	3:05	51-50
11	Kentucky	10-6-1997	9:59 (3)	10-21	1:10	35-27
11	Kentucky	10-28-1995	0:39 (2)	14-25	4:51	42-32
10	Memphis	9-30-1997	4:54 (2)	0-10	0:00	13-10



On Nov. 18, 2017, MSU trailed 14-0 and then 21-14 at Arkansas with 4:00 remaining in the game before Nick Fitzgerald threw two touchdowns in the final two drives to complete a remarkable road comeback for a 28-21 win.

## COMEBACKS AND LAST-MINUTE HEROICS (SINCE 1970)

## GAMES WON IN LAST POSSESSION

Date	Opponent	Score	Winning Play#	Time
10/1/1977	at Kansas State \$	24-21	D. Johnson 24-yard pass from B. Threadgill	1:16
10/24/1981	at Auburn	21-17	D. Knight 18-yard pass from J. Bond	1:00
11/13/1982	LSU	27-24	D. Moore 45-yard FG	0:23
11/17/1984	LSU	16-14	A. Cosby 27-yard FG	1:15
10/5/1985	Memphis	31-28	A. Cosby 54-yard FG	0:00
10/9/1989	at Southern Miss	26-23	J. Logan 34-yard FG	0:04
10/31/1992	at Kentucky	37-36	W. Harris 5-yard pass from G. Plump (K. Roberts run)	0:37
9/30/1997	Memphis	13-10	B. Hazelwood 53-yard FG	0:00
11/21/1998	Arkansas	22-21	B. Hazelwood 27-yard FG	0:07
11/4/1999	Kentucky	23-22	S. Westerfield 45-yard FG	0:05
11/25/1999	Ole Miss	23-20	S. Westerfield 44-yard FG	0:04
12/31/2000	Texas A&M	43-41	W. Madkin 6-yard run	First OT
10/23/2004	Florida	38-31	J. Norwood 37-yard run	0:32
9/23/2006	UAB	16-10	O. Conner 21-yard run	First OT
11/23/2007	Ole Miss	17-14	A. Carlson 48-yard FG	0:12
9/24/2011	Louisiana Tech	26-20	L. Perkins 17-yard pass from C. Relf	First OT
11/23/2013	Arkansas	24-17	D. Williams 25-yard run	First OT
11/28/2013	Ole Miss	17-10	D. Prescott 3-yard run	First OT
11/18/2017	at Arkansas	28-21	D. Thomas 6-yard pass from Fitzgerald	0:17

## OTHER GAMES WON IN THE LAST TWO MINUTES

Date	Opponent	Score	Winning Play#	Time
10/26/1991	at Auburn	24-17	Kenny Roberts 61 run	1:49
9/24/1994	Tennessee	24-21	Kendell Watkins 2 pass from Derrick Taite	0:36
10/15/1994	at South Carolina	41-36	Chris Jones 26 pass from Derrick Taite	1:04
10/9/1999	at Auburn	18-16	Matt Butler 11 pass from Matt Wyatt	0:19
10/23/1999	LSU	17-16	Rod Gibson 1 run	1:39
12/29/2007	vs. UCF	10-3	Anthony Dixon 1 run	1:54

\*\* — time remaining when first points of comeback were registered

# — conversion included where it provided the margin of victory

\$ — game later forfeited by the NCAA

## OVERTIME RECORD: 5-5

Date	Opponent	Location	Result
11/23/96	Arkansas	Starkville	L, 13-16 (1OT)
10/21/00	LSU	Baton Rouge, La.	L, 38-45 (1OT)
11/18/00	Arkansas	Starkville	L, 10-17 (1OT)
12/31/00	Texas A&M	Shreveport, La.	W, 43-41 (1OT)
9/23/06	UAB	Birmingham, Ala.	W, 16-10 (1OT)
11/20/10	Arkansas	Starkville	L, 31-38 (2OT)
9/24/11	Louisiana Tech	Starkville	W, 26-20 (1OT)
11/23/13	Arkansas	Little Rock, Ark.	W, 24-17 (1OT)
11/28/13	Ole Miss	Starkville	W, 17-10 (1OT)
10/14/16	BYU	Provo, Utah	L, 21-28 (2OT)

MSU's road overtime record: 2-2

MSU's home overtime record: 2-3

MSU's neutral site overtime record: 1-0





## SINGLE-SEASON DEFENSIVE RECORDS

### MOST PLAYS AGAINST

977 (2014)

### FEWEST PLAYS AGAINST

431 (1936)

Since 1950: 504 (1958)

### MOST NET YARDS ALLOWED

5968 (2016)

### FEWEST NET YARDS ALLOWED

1010 (1936)

Since 1950: 2070 (1963)

### LOWEST YARDS-PER-PLAY ALLOWED

2.34 (1936) [431 for 1010 yards]

Since 1950: 3.34 (1999) [734 for 2448 yards]

### LOWEST YARDS-PER-GAME ALLOWED

101.0 (1936) [1010 in 10 games]

Since 1950: 207.0 (1963) [2070 in 10 games]

### MOST TOUCHDOWNS ALLOWED

61 (2003)

### FEWEST TOUCHDOWNS ALLOWED

4 (1936)

Since 1950: 9 (1963)

### MOST RUSHING ATTEMPTS AGAINST

608 (1977)

### FEWEST RUSHING ATTEMPTS AGAINST

328 (1936)

Since 1950: 373 (1958)

### MOST NET RUSHING YARDS ALLOWED

2853 (1986)

### FEWEST NET RUSHING YARDS ALLOWED

505 (1940)

Since 1950: 736 (1999)

### LOWEST YARDS-PER-RUSH ALLOWED

1.44 (1940) [350 for 505 yards]

Since 1950: 1.83 (1999) [403 for 736 yards]

### LOWEST RUSHING YARDS-PER-GAME ALLOWED

50.5 (1940) [505 in 10 games]

Since 1950: 66.9 (1999) [736 in 11 games]

### FEWEST RUSHING TOUCHDOWNS ALLOWED

Modern Era: 2 (1936)

Since 1950: 4 (1963)

### MOST PASSING ATTEMPTS AGAINST

505 (2014)

### FEWEST PASSING ATTEMPTS AGAINST

102 (1950)

### MOST COMPLETIONS ALLOWED

291 (2016)

### FEWEST COMPLETIONS ALLOWED

40 (1936)

Since 1950: 50 (1956 & 1953)

### MOST NET PASSING YARDS ALLOWED

3660 (2016)

### FEWEST NET PASSING YARDS ALLOWED

325 (1936)

Since 1950: 635 (1957)

### LOWEST PASSING YARDS-PER-GAME ALLOWED

32.5 (1936) [325 in 10 games]

Since 1950: 63.9 (1953) [639 in 10 games]

### FEWEST PASSING TOUCHDOWNS ALLOWED

Modern Era: 2 (1960, 1953 & 1936)

#### INTERCEPTIONS

1.	22 (1994)
2.	19 (1970)
	19 (2000)
	19 (2012)
5.	18 (1967)
	18 (1977)
	18 (1992)
	18 (2007)
9.	17 (1963)
	17 (1972)
	17 (2009)

#### SACKS

1.	39 (2018)
	39 (1996)
3.	38 (1991)
4.	37 (2014)
5.	36 (2017)
	36 (1998)
7.	34 (1999)
8.	33 (1989)
9.	32 (1985)
10.	31 (2000)
11.	30 (2015)
	30 (2005)

### MOST TACKLES FOR LOSS

103 (2018)

### MOST POINTS ALLOWED

471 (2003)

### FEWEST POINTS ALLOWED

6 (1903)

Modern Era: 25 (1936)

Since 1950: 82 (1963)

### HIGHEST POINTS-PER-GAME ALLOWED

39.25 (2003) [471 in 12 games]

### LOWEST POINTS-PER-GAME ALLOWED

2.5 (1936) [25 in 10 games]

Since 1950: 8.2 (1963) [82 in 10 games]

### MOST TOUCHDOWNS ALLOWED

63 (2003)

### FEWEST TOUCHDOWNS ALLOWED

4 (1936)

Since 1950: 9 (1963)

### MOST SHUTOUTS BY

7 (1913 & 1936)

Since 1950: 3 (1950 & 1963)

### MOST FIRST DOWNS ALLOWED

298 (2016)

### FEWEST FIRST DOWNS ALLOWED

51 (1936)

Since 1950: 101 (1957)

### MOST FUMBLES CAUSED

45 (1976)

### MOST FUMBLES RECOVERED

29 (1953)

### MOST TURNOVERS CAUSED

43 (1970)

## SINGLE-SEASON SPECIAL TEAMS RECORDS

### TOTAL PUNTS

Rank	Punts	Year
1.	96	1967
2.	82	2008
3.	80	1971
	80	2007
5.	75	1989

\* Fewest punts: 41 (1955)

### PUNTING AVERAGE

Rank	Average	Year
1.	43.6	1973
2.	43.1	1996
3.	43.0	1997
4.	42.9	2014
5.	42.8	1992

### MOST PUNT RETURNS

70 (1936)

Since 1950: 47 (1956)

### MOST NET PUNT RETURN YARDS GAINED

778 (1936)

Since 1950: 521 (1971)

### MOST PUNT RETURN TOUCHDOWNS

3 (1965, 1971, 1981 & 1998)

### MOST KICKOFF RETURNS

61 (2009)

### MOST NET KICKOFF RETURN YARDS GAINED

1514 (2009)

### MOST KICKOFF RETURN TOUCHDOWNS

2 (1910)

Modern Era: 1, Many Times (Last: 2015)

## SINGLE-SEASON SCORING RECORDS

### MOST POINTS SCORED

480 (2014)

### HIGHEST POINTS-PER-GAME AVERAGE

36.9 (2014) [480 in 13 games]

Modern Era: 36.9 (2014) [480 in 13 games]

### FEWEST POINTS SCORED

0 (1895 & 1896)

Modern Era: 38 (1949)

Since 1950: 49 (1967)

### MOST TOUCHDOWNS SCORED

64 (2014)

### MOST TWO-POINT CONVERSIONS MADE

8 (1958)

### MOST TWO-POINT CONVERSIONS ATTEMPTED

13 (1958)

### MOST FIELD GOALS MADE

18 (1999)

### MOST FIELD GOALS ATTEMPTED

27 (1992)

### MOST PAT KICKS MADE

60 (2014)

### MOST PAT KICKS ATTEMPTED

64 (2014)



## SINGLE-SEASON PASSING RECORDS

## FEWEST ATTEMPTS

Modern Era: 73 (1957)

## FEWEST COMPLETIONS

Modern Era: 26 (1957)

## FEWEST NET YARDS GAINED

Modern Era: 502 (1963)

## MOST INTERCEPTIONS THROWN

25 (1949, 2003)

## YARDAGE

Rank	Yardage	Year
1.	4113	2015
2.	3649	2014
3.	3178	2013
4.	3091	2012
5.	2726	2016
6.	2637	1978
7.	2611	2002
8.	2433	1999
9.	2424	2003
	2424	2010

## YARDS-PER-GAME

Rank	Yardage	Year
1.	316.4	2015
2.	280.7	2014
3.	244.5	2013
4.	239.7	1978
5.	237.8	2012
6.	221.2	1999
7.	220.2	1985
8.	217.6	2002
9.	214.9	1969
10.	214.9	2001

## COMPLETION PERCENTAGE

Rank	Percentage	Year
1.	.662	2015
2.	.617	2014
3.	.590	2013
4.	.587	2012
5.	.583	2010
6.	.575	2009
7.	.571	1953
8.	.569	1978
9.	.567	2011
10.	.566	2010

## ATTEMPTS

Rank	Attempts	Year
1.	500	2015
2.	442	2002
3.	429	2013
4.	424	2012
5.	423	2014
6.	411	2016
7.	406	1988
8.	395	2003
9.	385	2008
10.	372	2007

## COMPLETIONS

Rank	Completions	Year
1.	331	2015
2.	261	2014
3.	253	2013
4.	249	2012
5.	230	2016
6.	226	2002
7.	210	2008
8.	207	2003
9.	198	2011
10.	191	2017

## TOUCHDOWNS

Rank	Touchdowns	Year
1.	33	2015
2.	31	2014
3.	28	2012
4.	24	2016
5.	22	2018
6.	19	2011
7.	18	2013
	18	2010
9.	17	1994
	17	2017

## SINGLE-SEASON RUSHING RECORDS

## FEWEST ATTEMPTS

Modern Era: 341 (1962)

## FEWEST NET YARDS GAINED

Modern Era: 716 (1969)

## HIGHEST YARDS-PER-RUSH AVERAGE

5.7 (2018) [514 for 2907 yards]

## ATTEMPTS

Rank	Rushes	Year
1.	651	1980
2.	648	1981
3.	644	1976
4.	634	2017
5.	619	2010

## YARDS

Rank	Yards	Year
1.	3272	2017
2.	3135	1980
3.	3030	2014
4.	2997	2016
5.	2971	1976

## YARDS-PER-GAME

Rank	Average	Year
1.	285.0	1980
2.	270.1	1976
3.	264.3	1979
4.	263.5	1982
5.	251.7	2017

## TOUCHDOWNS

Rank	Touchdowns	Year
1.	31	1974
2.	30	2017
3.	29	2014
	29	2013
5.	28	1980
	28	2010

## SINGLE-SEASON TOTAL OFFENSE RECORDS

## FEWEST PLAYS

Modern Era: 502 (1962)

## FEWEST NET YARDS GAINED

Modern Era: 1638 (1967)

## HIGHEST YARDS-PER-PLAY AVERAGE

6.7 (2014) [1001 for 6679 yards]

## MOST TOUCHDOWNS (RUSH &amp; PASS)

60 (2014)

## TOTAL PLAYS

Rank	Plays	Year
1.	1001	2014
2.	987	2017
3.	956	2013
4.	943	2016
5.	927	2015
6.	907	2010
7.	880	2007
8.	863	2002
9.	862	2011
10.	848	2012

## TOTAL OFFENSIVE YARDS

Rank	Yards	Year
1.	6679	2014
2.	5986	2015
3.	5723	2016
4.	5647	2013
5.	5442	2017
6.	5217	2010
7.	5166	2018
8.	4965	2012
9.	4643	2011
10.	4642	1982

## PER GAME OFFENSE

Rank	Average	Year
1.	513.8	2014
2.	460.5	2015
3.	440.2	2016
4.	434.4	2013
5.	422.0	1982
6.	418.6	2017
7.	401.3	2010
8.	397.4	2018
9.	386.4	2000
10.	381.9	2012

## TOTAL FIRST DOWNS

Rank	First Downs	Year
1.	334	2014
2.	305	2013
3.	302	2015
4.	299	2017
5.	287	2016
6.	268	2010
7.	262	2012
8.	255	2018
9.	241	2011
10.	233	1982

## RUSHING RECORDS

### RUSHING ATTEMPTS

GAME	Player	Att.	Opp.	Date	Yds.
1.	Michael Davis	40	Ole Miss	11-27-1993	154
2.	James Johnson	36	Alabama	11-14-1998	237
3.	Tommy Garrison	35	Texas Tech	10-7-1967	110
4.	Jerious Norwood	34	Ole Miss	11-26-2005	204
5.	Michael Davis	33	South Carolina	10-16-1993	128
	Anthony Dixon	33	Kentucky	10-31-2009	252
	Vick Ballard	33	Arkansas	11-20-2010	150
8.	Tom McWilliams	32	LSU	10-21-1944	139
	Tom McWilliams	32	Tulane	11-1-1947	145
	Keffer McGee	32	Baylor	9-16-1995	132
	Anthony Dixon	32	UAB	10-6-2007	152

### SEASON

	Player	Att.	Year	Yds.	Avg.
1.	Anthony Dixon	287	2007	1066	3.7
2.	Anthony Dixon	257	2009	1391	5.4
3.	Aeris Williams	236	2017	1107	4.7
	James Johnson	236	1998	1383	5.9
5.	Keffer McGee	235	1995	1072	4.6
6.	Nick Fitzgerald	221	2018	1121	5.1
7.	James Johnson	217	1997	1069	4.9
8.	Wayne Jones	212	1973	1193	5.6
9.	Dak Prescott	210	2014	986	4.7
10.	LaDarius Perkins	205	2012	1024	5.0
	Michael Davis	205	1993	883	4.3

### CAREER

Player	Att.	Years	Yds.	Avg.
1. Anthony Dixon	910	2006-09	3994	4.4
2. Nick Fitzgerald	601	2015-18	3607	6.0
3. Michael Davis	578	1991-94	2721	4.7
4. Jerious Norwood	573	2002-05	3222	5.6
5. John Bond	572	1980-83	2280	4.0
6. Dak Prescott	536	2012-15	2521	4.7
7. LaDarius Perkins	530	2010-13	2554	4.8
8. Don Smith	485	1983-86	1868	3.9
9. Walter Packer	483	1973-76	2820	5.8
10. James Johnson	453	1997-98	2452	5.4

### RUSHING YARDS

GAME	Player	Yds.	Opp.	Date	Att.
1.	Nick Fitzgerald	258	Ole Miss	11-26-2016	14
2.	Anthony Dixon	252	Kentucky	10-31-2009	33
3.	Jerious Norwood	247	Houston	10-22-2005	24
4.	James Johnson	237	Alabama	11-14-1998	36
5.	Kevin Bouie	217	Kentucky	10-29-1994	23
6.	Kylin Hill	211	Kansas State	9-8-2018	17
7.	James Johnson	209	Kentucky	11-7-1998	28
8.	Jerious Norwood	204	Ole Miss	11-26-2005	34
9.	Jerious Norwood	201	UAB	10-9-2004	24
10.	Dennis Johnson	198	Memphis	10-19-1974	26
	James Johnson	198	Alabama	11-15-1997	23
	Josh Robinson	198	Kentucky	10-25-2014	23

### SEASON

Player	Yds.	Year	Att.	Avg.
1. Anthony Dixon	1391	2009	257	5.4
2. James Johnson	1383	1998	236	5.9
3. Nick Fitzgerald	1375	2016	218	7.1
4. Josh Robinson	1203	2014	190	6.3
5. Wayne Jones	1193	1973	212	5.6
6. Vick Ballard	1189	2011	193	6.2
7. Jerious Norwood	1126	2005	191	5.9
8. Nick Fitzgerald	1121	2018	221	5.1
9. Aeris Williams	1107	2017	236	4.7
10. Keffer McGee	1072	1995	235	4.6

### CAREER

Player	Yds.	Years	Att.	Avg.
1. Anthony Dixon	3994	2006-09	910	4.4
2. Nick Fitzgerald	3607	2015-18	601	6.0
3. Jerious Norwood	3212	2002-05	573	5.6
4. Walter Packer	2820	1973-76	483	5.8
5. Michael Davis	2721	1991-94	578	4.7
6. Michael Haddix	2558	1979-82	425	6.0
7. LaDarius Perkins	2554	2010-13	530	4.8
8. Dak Prescott	2521	2012-15	536	4.7
9. James Johnson	2452	1997-98	453	5.4
10. Dennis Johnson	2284	1974-77	428	5.3

### MOST NET YARDS GAINED (QB)

**Game:** 258, Nick Fitzgerald at Ole Miss (11-26-2016)

**Season:** 1375, Nick Fitzgerald (2016)

**Career:** 3607, Nick Fitzgerald (2015-18; also SEC record)

### MOST NET YARDS GAINED (FRESHMAN)

**Game:** 198, Dennis Johnson vs. Memphis (10-19-1974)

**Season:** 720, John Bond (1980)

### RUSHING YARDS PER GAME

SEASON	Player	YPG	Year	Games	Yds.
1.	Anthony Dixon	126.50	2009	11	1391
2.	James Johnson	115.30	1998	12	1383
3.	Wayne Jones	108.45	1973	11	1193
4.	Nick Fitzgerald	105.77	2016	13	1375
5.	Jerious Norwood	102.36	2005	11	1126
6.	Keffer McGee	97.45	1995	11	1072
7.	James Johnson	97.18	1997	11	1069
8.	Jerious Norwood	95.45	2004	11	1050
9.	Nick Fitzgerald	93.42	2018	12	1121
10.	Josh Robinson	92.54	2014	13	1203

**Career (Min. 20 games):** 106.6, James Johnson (1997-98) [2452 in 23 games]

**Career (Min. 40 games):** 83.2, Anthony Dixon (2006-09) [3994 in 48 games]

### YARDS PER RUSH

**Game (Min. 5 att.):** 19.5, Blondy Black vs. Duquesne (11-14-1942) [6 for 117 yards]

**Game (Min. 10 att.):** 18.4, Nick Fitzgerald at Ole Miss (11-26-2016) [14 for 258 yards]

**Game (Min. 20 att.):** 9.4, Kevin Bouie vs. Kentucky (10-29-1994) [23 for 217 yards]

**Game (Min. 30 att.):** 7.6, Anthony Dixon vs. Kentucky (10-31-2009) [33 for 252 yards]

**Season (Min. 90 att.):** 7.1, Nick Fitzgerald (2016) [195 for 1375 yards]

**Season (Min. 100 att.):** 7.1, Nick Fitzgerald (2016) [195 for 1375 yards]

**Career (Min. 400 att.):** 6.0, Nick Fitzgerald (2015-18) [601 for 3607]; Michael Haddix (1979-82) [425 for 2558 yards]

### LONGEST RUSHES

Player	Yards	Opponent	Date
1. Stanley Howell	98	Southern Miss	10-27-79
2. Blondy Black	97	Duquesne	11-14-42
3. Ode Burrell	90	Tulane	10-12-62
Fred Collins	90	Ole Miss	11-24-79
5. John Bond	87	Auburn	10-23-82
Kenny Roberts	87	Vanderbilt	9-2-89
7. Blondy Black	85	San Francisco	12-6-41
Walter Packer	85	LSU	11-15-75
9. Don Smith	84	Southern Miss	10-6-84
10. James Johnson	83	Alabama	11-15-97

### 100-YARD RUSHING GAMES

SEASON	Player	Games	Year
1.	Anthony Dixon	8	2009
	Nick Fitzgerald	8	2016
3.	Nick Fitzgerald	7	2018
	James Johnson	7	1998
	Wayne Jones	7	1973
6.	Nick Fitzgerald	6	2017
	Vick Ballard	6	2011
	Dicenzo Miller	6	2000
	Dontae Walker	6	2000
	Don Smith	6	1986
	Walter Packer	6	1974
12.	Jerious Norwood	5	2005
	Jerious Norwood	5	2004
	Keffer McGee	5	1995
	Michael Davis	5	1994

### CAREER

Player	Games	Years
1. Nick Fitzgerald	21	2015-18
2. Anthony Dixon	17	2006-09
3. Jerious Norwood	13	2002-05
4. James Johnson	12	1997-98
5. Walter Packer	12	1973-76
6. Vick Ballard	10	2010-11
Dicenzo Miller	10	1998-01
Michael Davis	10	1991-94
Michael Haddix	10	1979-82
10. Dak Prescott	9	2012-15
Don Smith	9	1983-86
12. Dontae Walker	8	1999-02
Keffer McGee	8	1994-96
Dennis Johnson	8	1974-77

### MOST 100-YARD RUSHING GAMES (QB)


**Season:** 8, Nick Fitzgerald (2016)

**Career:** 21, Nick Fitzgerald (2015-18; also SEC record)

### MOST CONSECUTIVE 100-YARD RUSHING GAMES

**Season:** 6, Dicenzo Miller (2000)

**Career:** 6, Dicenzo Miller (2000)



Nick Fitzgerald left MSU as the school record-holder for most 100-yard rushing games (21), which also is an SEC record among quarterbacks.



## RUSHING TOUCHDOWNS

GAME				
Player	TDs	Opp.	Date	
1. Harry McArthur	7	Cumberland	10-10-1914	
Harry Furman	7	Mercer	10-24-1907	
Harry Furman	7	Southern Baptist	10-21-1907	
4. Nick Fitzgerald	4	Louisiana	9-15-2018	
Nick Fitzgerald	4	Arkansas	11-19-2016	
James Johnson	4	UCF	10-25-1997	
Keffer McGee	4	Northeast Louisiana	9-30-1995	
John Bond	4	LSU	11-12-1983	
James Jones	4	Memphis	9-23-1978	
Art Davis	4	LSU	11-13-1954	
Jackie Parker	4	Arkansas State	10-4-1952	

## SEASON

Player	TDs	Year	Att.	Yds.
1. Vick Ballard	19	2010	186	968
2. Nick Fitzgerald	16	2016	195	1375
Jackie Parker	16	1952	126	455
4. Nick Fitzgerald	14	2017	162	984
Dak Prescott	14	2014	210	986
Anthony Dixon	14	2007	287	1066
Harry Furman	14	1907	NA	NA
8. Nick Fitzgerald	13	2018	221	1121
Dak Prescott	13	2013	134	829
Keffer McGee	13	1995	235	1072
John Bond	13	1983	164	612

## CAREER

Player	TDs	Years	Att.	Yds.
1. Nick Fitzgerald	46	2015-18	601	3607
2. Anthony Dixon	42	2006-09	910	3994
3. Dak Prescott	41	2012-15	536	2521
4. Vick Ballard	29	2010-11	379	2157
5. Michael Davis	27	1991-94	578	2721
6. James Johnson	24	1997-98	453	2452
John Bond	24	1980-83	572	2280
Jackie Parker	24	1952-53	201	663
9. Dontae Walker	22	1999-02	417	1875
10. Dont Smith	21	1983-86	485	1868

## TOTAL OFFENSE RECORDS

## TOTAL YARDS

GAME					
Player	Yds.	Opponent	Date	Stats	
1. Dak Prescott	554	Arkansas	11-21-2015	46r/508p	
2. Nick Fitzgerald	536	Samford	10-29-2016	119r/417p	
3. Dak Prescott	500	Georgia Tech	12-31-2014	47r/453p	
4. Derrick Taite	468	Tulane	10-22-1994	2r/466p	
5. Keytaon Thompson	473	Stephen F. Austin	9-1-2018	109r/364p	
6. Dak Prescott	465	Kentucky	10-24-2015	117r/348p	
7. Nick Fitzgerald	459	Arkansas	11-19-2016	131r/328p	
8. Wes Carroll	441	Arkansas	11-17-2007	20r/421p	
9. Dak Prescott	427	NC State	12-30-2015	47r/380p	
10. Nick Fitzgerald	415	UMass	9-24-2016	110r/305p	

## SEASON

Player	Year	Rush	Pass	Total
1. Dak Prescott	2014	986	3449	4435
2. Dak Prescott	2015	588	3793	4381
3. Nick Fitzgerald	2016	1375	2423	3798
4. Tyler Russell	2012	-5	2897	2892
5. Nick Fitzgerald	2018	1121	1767	2888
6. Don Smith	1985	554	2332	2886
7. Dak Prescott	2013	829	1940	2769
8. Nick Fitzgerald	2017	984	1782	2766
9. Chris Relf	2010	713	1789	2502
10. Dave Marler	1978	[-31]	2422	2391

## CAREER

Player	Years	Plays	Rush	Pass	Total
1. Dak Prescott	2012-15	1705	2521	9376	11897
2. Nick Fitzgerald	2015-18	1543	3607	6207	9814
3. Don Smith	1983-86	1223	1868	5229	7097
4. John Bond	1980-83	1237	2280	4621	6901
5. Wayne Madkin	1998-01	1121	146	6336	6482
6. Tyler Russell	2010-13	815	117	5441	5558
7. Kevin Fant	2000-03	635	[-207]	5631	5424
8. Derrick Taite	1993-96	924	173	5232	5405
9. Chris Relf	2008-11	860	1575	3297	4872
10. Tommy Pharr	1967-69	976	569	3720	4289

## YARDS PER GAME AVERAGE

**Season:** 485.7, Dak Prescott (2015) [6314 in 13 games]  
**Career:** 242.8, Dak Prescott (2012-15) [11897 in 49 games]

## PLAYS

**Game:** 70, Dak Prescott vs. Alabama (11-15-2014)  
**Season:** 637, Dak Prescott (2015)  
**Career:** 1709, Dak Prescott (2012-15)

## TOUCHDOWNS RESPONSIBLE FOR

**GAME**  
7. **Keytaon Thompson vs. Stephen F. Austin (9-1-2018);** Nick Fitzgerald vs. Samford (10-29-2016); Dak Prescott at Arkansas (11-21-2015)

## SEASON

Player	Year	Rush	Pass	TDs
1. Dak Prescott	2014	14	27 & 1 rec.	42
2. Dak Prescott	2015	10	29	39
3. Nick Fitzgerald	2016	16	21	37
4. Nick Fitzgerald	2018	13	16	29
Nick Fitzgerald	2017	14	15	29
6. Tyler Russell	2012	2	24	26
7. Dak Prescott	2013	13	10 & 2 rec.	25
8. Jackie Parker	1952	16	8	24
9. Don Smith	1985	6	15	21
10. Vick Ballard	2010	19	0	19

## CAREER

Player	Years	Rush	Pass	TDs
1. Dak Prescott	2012-15	41	70 & 3 rec.	114
2. Nick Fitzgerald	2015-18	46	55	101
3. Don Smith	1983-86	21	31	52
4. Anthony Dixon	2006-09	46	0	46
5. Tyler Russell	2010-13	3	42	45
6. John Bond	1980-83	24	18	42
7. Wayne Madkin	1998-01	7	34	41
8. Derrick Taite	1993-96	2	38	40
9. Jackie Parker	1952-53	24	15	39
10. Chris Relf	2008-11	9	28	37



Dak Prescott (2012-15) departed MSU with a total of 38 program records (single-game, single-season and career).

## ALL-PURPOSE RECORDS

## TOTAL YARDS

GAME				
Player	Yds.	Opponent	Date	Stats
1. Nick Turner	344	Tennessee	11-15-2003	41 rush / 37 receive / 163 KOR / 103 PR
2. LaDarius Perkins	319	Ole Miss	11-27-2010	98 rush / 140 receive / 65 KOR / 16 PR
3. James Johnson	312	Alabama	11-14-1998	237 rush / 75 receive
4. Jameon Lewis	267	Rice	12-31-2013	220 receive / 27 KOR / 20 PR
5. Anthony Dixon	266	Kentucky	10-31-2009	252 rush / 14 receive
6. David Smith	265	LSU	11-15-1969	-12 rush / 102 receive / 175 KOR
7. Jerious Norwood	265	Houston	10-22-2005	247 rush / 9 receive / 9 PR
8. LaDarius Perkins	261	Troy	9-15-2012	179 rush / -3 receive / 85 KOR
9. Eric Moulds	258	LSU	9-10-1994	95 receive / 163 KOR
Nick Fitzgerald	258	Ole Miss	11-26-2016	258 rush

## SEASON

Player	Season	Yds.	Rush	Rec.	KR	PR
1. Nick Turner	2003	1664	696	93	565	310
2. Josh Robinson	2014	1573	1203	370	0	0
3. Kevin Prentiss	1998	1546	68	681	458	339
4. Jameon Lewis	2013	1537	117	923	446	51
5. Anthony Dixon	2009	1514	1391	123	0	0
6. Dicenzo Miller	2000	1513	1005	344	62	102
7. LaDarius Perkins	2012	1509	1024	160	325	0
8. James Johnson	1998	1481	1383	98	0	0
9. Nick Fitzgerald	2016	1384	1375	9	0	0
10. Vick Ballard	2011	1376	1189	187	0	0

## CAREER

Player	Years	Yds.	Rush	Rec.	KR	PR
1. Anthony Dixon	2006-09	4443	3994	449	0	0
2. LaDarius Perkins	2010-13	4253	2554	714	969	16
3. Walter Packer	1973-76	4169	2820	171	1166	12
4. Tony James	1989-92	3973	218	561	1862	1332
5. Jerious Norwood	2002-05	3750	3212	186	309	43
6. Nick Fitzgerald	2015-18	3616	3607	9	0	0
7. David Smith	1968-70	3572	80	2168	1131	193
8. Chad Bumphis	2009-12	3380	232	2270	526	352
9. Mardye McDole	1977-80	3353	430	2214	427	282
10. Dicenzo Miller	1998-01	3274	2209	732	186	147

## YARDS PER PLAY

## GAME (MIN. 5 PLAYS)

34.0, Eric Moulds vs. Tulane (10-22-1994) [7 for 238 yds]

## GAME (MIN. 10 PLAYS)

23.3, Kevin Prentiss vs. Tennessee (12-5-1998) [10 for 233 yds]

## SEASON

23.0, Eric Moulds (1994) [55 for 1263 yards]

## CAREER (MIN. 150 PLAYS)

17.8, Glen Young (1979-82) [162 for 2883 yards]

## CAREER (MIN. 200 PLAYS)

14.5, Mardye McDole (1977-80) [232 for 3353 yards]

## PLAYS

## GAME

40, Michael Davis vs. Ole Miss (11-27-1993)

## SEASON

276, Anthony Dixon (2007)

## CAREER

966, Anthony Dixon (2006-09)





## PASSING RECORDS

## PASSING ATTEMPTS

## GAME

53, Joe Reed vs. LSU (11-14-1970)

## SEASON

	Player	Att.	Year	Yds.	Pct.	Cmp.
1.	Dak Prescott	477	2015	3793	.662	316
2.	Dak Prescott	396	2014	3449	.616	244
3.	Tyler Russell	394	2012	2897	.586	231
4.	Nick Fitzgerald	361	2016	2423	.543	196
5.	Kevin Fant	351	2003	2151	.530	186
6.	Tony Shell	335	1988	1884	.457	153
7.	Tommy Pharr	319	1968	1838	.542	173
8.	Don Smith	312	1985	2332	.458	143
9.	Kevin Fant	311	2002	1918	.524	163
10.	Derrick Taite	309	1995	2241	.534	165

## CAREER

	Player	Att.	Years	Cmp.	Yds.
1.	Dak Prescott	1169	2012-15	734	9376
2.	Nick Fitzgerald	942	2015-18	511	6207
3.	Wayne Madkin	887	1998-01	462	6336
4.	Kevin Fant	866	2000-03	461	5631
5.	Don Smith	738	1983-86	342	5229
6.	Derrick Taite	734	1993-96	362	5232
7.	Tony Shell	715	1988-90	349	4292
8.	Tyler Russell	699	2010-13	410	5441
9.	John Bond	665	1980-83	307	4621
10.	Tommy Pharr	648	1967-69	339	3720

## COMPLETIONS

## GAME

33, Dak Prescott at Arkansas (11-21-2015)

## SEASON

	Player	Cmp.	Year	Att.	Yds.
1.	Dak Prescott	316	2015	477	3793
2.	Dak Prescott	244	2014	396	3449
3.	Tyler Russell	231	2012	394	2897
4.	Nick Fitzgerald	196	2016	361	2423
5.	Kevin Fant	186	2003	351	2151
6.	Tommy Pharr	173	1968	319	1838
7.	Derrick Taite	165	1995	309	2241
8.	Kevin Fant	163	2002	311	1918
	Dave Marler	163	1978	287	2422
10.	Dak Prescott	156	2013	267	1940

## CAREER

	Player	Cmp.	Years	Att.	Yds.
1.	Dak Prescott	734	2012-15	1169	9376
2.	Nick Fitzgerald	511	2015-18	942	6207
3.	Wayne Madkin	462	1998-01	887	6336
4.	Kevin Fant	461	2000-03	866	5631
5.	Tyler Russell	410	2010-13	699	5441
6.	Derrick Taite	362	1993-96	734	5232
7.	Tony Shell	349	1988-90	715	4292
8.	Don Smith	342	1983-86	738	5229
9.	Tommy Pharr	339	1967-69	648	3720
10.	John Bond	307	1980-83	665	4621

## CONSECUTIVE COMPLETIONS

## ONE GAME

11, Dave Marler vs. Tennessee (10-28-1978)

## TWO GAMES

17, Dave Marler vs. Florida State &amp; Tennessee (10-14 &amp; 10-28-1978)

## COMPLETION PERCENTAGE

## GAME (MIN. 9 ATT.)

1,000, Jackie Parker vs. Ole Miss (11-28-1953) [9 of 9]

## GAME (MIN. 15 ATT.)

.813, John Bond vs. Tulane (9-4-1982) [13 of 16]

## GAME (MIN. 25 ATT.)

.766, Dak Prescott vs. Texas A&amp;M (10-4-14) [20 of 26]

## SEASON (MIN. 50 ATTEMPTS)

	Player	Pct.	Year	Att.	Cmp.
1.	Dak Prescott	.662	2015	477	316
2.	Dak Prescott	.616	2014	396	244
3.	Chris Relf	.600	2011	190	114
4.	Tyson Lee	.588	2008	260	153
	Tyson Lee	.588	2009	221	130
6.	Tyler Russell	.586	2012	394	231
	Chris Relf	.586	2010	220	129
8.	Dak Prescott	.584	2013	267	156
9.	Tyler Russell	.582	2010	67	39
10.	Dave Marler	.568	1978	287	163

## CAREER

	Player	Pct.	Years	Cmp.	Att.
1.	Dak Prescott	.628	2012-15	734	1169
2.	Tyson Lee	.588	2008-09	283	481
3.	Tyler Russell	.587	2010-13	410	699
4.	Chris Relf	.580	2008-11	267	460
5.	Dave Marler	.568	1977-78	163	287
6.	Sleepy Robinson	.557	1989-92	108	194
7.	Charlie Furlow	.555	1960-62	161	290
8.	Nick Fitzgerald	.542	2015-18	511	942
9.	Kevin Fant	.532	2000-03	461	866
10.	Omarr Conner	.531	2003-06	269	507

## PASSING YARDS

## GAME

	Player	Yds.	Opp.	Date	C-Att.
1.	Dak Prescott	508	Arkansas	11-21-2015	38-50
2.	Derrick Taite	466	Tulane	10-22-1994	21-30
3.	Dak Prescott	453	Georgia Tech	12-31-2014	33-51
4.	Dave Marler	429	Alabama	11-4-1978	28-46
5.	Wesley Carroll	421	Arkansas	11-17-2007	29-51
6.	Nick Fitzgerald	417	Samford	10-29-2016	20-35
7.	Todd Jordan	405	Florida	10-2-1993	24-44
8.	Mike Henig	384	Kentucky	10-28-2006	22-41
9.	Dak Prescott	380	NC State	12-30-2015	25-42
10.	Todd Jordan	370	Memphis	9-4-1993	23-43

## SEASON

	Player	Yds.	Year	Att.	Cmp.	Pct.
1.	Dak Prescott	3793	2015	477	316	.662
2.	Dak Prescott	3449	2014	396	244	.616
3.	Tyler Russell	2897	2012	394	231	.586
4.	Nick Fitzgerald	2423	2016	361	196	.552
5.	Dave Marler	2422	1978	287	163	.568
6.	Don Smith	2332	1985	312	143	.458
7.	Derrick Taite	2241	1995	309	165	.534
8.	Kevin Fant	2151	2003	351	186	.530
9.	Dak Prescott	1940	2013	267	156	.584
10.	Todd Jordan	1935	1993	294	131	.446

## CAREER

	Player	Yds.	Years	Att.	Cmp.	Pct.
1.	Dak Prescott	9376	2012-15	1169	734	.628
2.	Wayne Madkin	6336	1998-01	887	462	.521
3.	Nick Fitzgerald	6207	2015-18	942	511	.542
4.	Kevin Fant	5631	2000-03	866	461	.532
5.	Tyler Russell	5441	2010-13	699	410	.587
6.	Derrick Taite	5232	1993-96	734	362	.493
7.	Don Smith	5229	1983-86	738	342	.463
8.	John Bond	4621	1980-83	665	307	.462
9.	Tony Shell	4292	1988-90	715	349	.488
10.	Tommy Pharr	3720	1967-69	648	339	.523

## PASSING YARDS PER ATTEMPT

## CAREER (MIN. 150 ATTEMPTS)

	Player	Yds/Att.	Years	Att.	Yds.
1.	Jackie Parker	8.518	1952-53	166	1414
2.	Dave Marler	8.439	1977-78	287	2422
3.	Dak Prescott	8.021	2012-15	1169	9376
4.	Sleepy Robinson	7.789	1989-92	194	1511
5.	Tyler Russell	7.784	2010-13	699	5441
6.	Chris Relf	7.167	2008-11	460	3297
7.	Wayne Madkin	7.143	1998-01	462	6336
8.	Greg Plump	7.134	1991-93	157	1120
9.	Derrick Taite	7.128	1993-96	734	5232
10.	Nick Fitzgerald	6.589	2015-18	942	6207

## PASSING YARDS PER GAME

## SEASON

	Player	YPG	Year	GP	Att.	Cmp.	Yds.
1.	Dak Prescott	291.77	2015	13	477	316	3793
2.	Dak Prescott	265.31	2014	13	396	244	3449
3.	Tyler Russell	222.85	2012	13	394	231	2897
4.	Dave Marler	220.18	1978	11	287	163	2422
5.	Don Smith	212.00	1985	11	312	143	2332
6.	Derrick Taite	203.73	1995	11	309	165	2241
7.	Tommy Pharr	200.38	1969	8	258	140	1603
8.	Kevin Fant	191.80	2002	10	311	163	1918
9.	Tony Shell	188.40	1988	10	335	153	1884
10.	Nick Fitzgerald	186.38	2016	13	361	196	2423

## 200-YARD PASSING GAMES

## SEASON

	Player	Games	Year
1.	Dak Prescott	12	2015
	Dak Prescott	12	2014
3.	Tyler Russell	8	2012
4.	Derrick Taite	6	1995
	Dave Marler	6	1978
	Tommy Pharr	6	1968
7.	Nick Fitzgerald	5	2016
	Dak Prescott	5	2013
	Kevin Fant	5	2003
	Tommy Pharr	5	1969
	Wayne Madkin	5	2000
	Tony Shell	5	1988
	Don Smith	5	1985

## CAREER

	Player	Games	Years
1.	Dak Prescott	29	2012-p
2.	Tommy Pharr	11	1967-69
	Wayne Madkin	11	1998-01
	Kevin Fant	11	2000-03
5.	Nick Fitzgerald	10	2015-18
	Tyler Russell	10	2010-13
7.	Derrick Taite	9	1993-96
	Don Smith	8	1983-86
9.	Tony Shell	7	1988-90

## 300-YARD PASSING GAMES

## SEASON

7, Dak Prescott (2015)

## CAREER

9, Dak Prescott (2012-15)

## LONGEST PASSES

	Yds.	Players	Opponent	Year
1.	91	Kevin Fant to Terrell Grindle	Kentucky	2002
2.	89	Kevin Fant to Ray Ray Bivines	Jacksonville St.	2002
3.	87	Tommy Pharr to Eric Hoggatt	Florida	1969
4.	84	Nick Fitzgerald to Stephen Guidry	Texas A&M	2018
	84	Omarr Conner to Ty Freeman	Ole Miss	2004
	84	Derrick Taite to Keffer McGee	Auburn	1995
7.	83	Bill Stanton to William Earl Morgan	Kentucky	1955
8.	82	Wayne Madkin to Terrell Grindle	LSU	2000
9.	81	Chris Relf to LaDarius Perkins	Michigan	2011
	81	Matt Wyatt to Jeremy Jones	Auburn	1996
	81	Derrick Taite to Chris Jones	Tennessee	1995
	81	Bruce Threadgill to Dennis Johnson	Washington	1977



## PASSING TOUCHDOWNS

GAME				
Player	TDs	Opp.	Date	
1. Keytaon Thompson	5	Stephen F. Austin	9-1-2018	
Nick Fitzgerald	5	Samford	10-29-2016	
Dak Prescott	5	Arkansas	11-21-2015	
4. Nick Fitzgerald	4	Arkansas	11-17-2018	
Nick Fitzgerald	4	Texas A&M	10-27-2018	
Dak Prescott	4	NC State	12-30-2015	
Dak Prescott	4	Missouri	11-5-2015	
Dak Prescott	4	UAB	9-6-2014	
Dak Prescott	4	Southern Miss	8-30-2014	
Tyler Russell	4	Arkansas	11-17-2012	
Tyler Russell	4	Memphis	9-4-2010	
Wesley Carroll	4	Arkansas	11-17-2007	
Omarr Conner	4	Murray State	9-3-2005	
Derrick Taite	4	Memphis	9-2-1995	
Derrick Taite	4	Tulane	10-22-1994	
Tony Shell	4	Alabama	10-29-1988	
Tony Shell	4	Georgia	9-17-1988	

## SEASON

Player	TDs	Year	Att.	Cmp.	Yds.
1. Dak Prescott	29	2015	477	316	3793
2. Dak Prescott	27	2014	396	244	3449
3. Tyler Russell	24	2012	394	231	2897
4. Nick Fitzgerald	21	2016	361	196	2423
5. Nick Fitzgerald	16	2018	281	145	1767
Derrick Taite	16	1995	309	165	2241
7. Nick Fitzgerald	15	2017	286	159	1782
Don Smith	15	1985	312	143	2332
9. Kevin Fant	14	2003	351	186	2151
Derrick Taite	14	1994	220	110	1806

## CAREER

Player	TDs	Years	Yds.	Int.
1. Dak Prescott	70	2012-15	9376	23
2. Nick Fitzgerald	55	2015-18	6207	30
3. Tyler Russell	42	2010-13	5441	23
4. Derrick Taite	38	1993-96	5232	25
5. Wayne Madkin	34	1998-01	6336	35
6. Kevin Fant	33	2000-03	5631	43
7. Don Smith	31	1983-86	5229	35
8. Chris Relf	28	2008-11	3297	18
9. Tony Shell	25	1988-90	4292	29
Tommy Pharr	24	1967-69	3720	36

## CONSECUTIVE GAMES WITH A TD PASS

One Season: 13, Dak Prescott (2014)

Two Seasons: 17, Dak Prescott (2014-15)

## PASSING EFFICIENCY

## SEASON (MIN. 50 ATTEMPTS)

Player	P.E.	Year	Yds.	TD	Int.
1. Dak Prescott	151.72	2014	3449	27	11
2. Dak Prescott	151.01	2015	3793	29	5
3. Tyler Russell	144.54	2010	635	5	6
4. Bruce Threadgill	143.69	1976	807	7	4
5. Tyler Russell	142.20	2013	875	5	3
6. Chris Relf	140.99	2010	1789	13	6
7. Tyler Russell	135.42	2012	2897	24	10
8. Tyler Russell	135.08	2011	1034	8	4
9. Sleepy Robinson	132.93	1991	1167	8	7
10. Derrick Taite	132.67	1994	1806	14	8

## CAREER

Player	P.E.	Years	Yds.	TD	Int.
1. Dak Prescott	146.10	2012-15	9376	70	23
2. Tyler Russell	137.29	2010-13	5441	42	23
3. Jackie Parker	135.11	1952-53	1414	15	5
4. Sleepy Robinson	133.57	1989-92	1511	14	11
5. Chris Relf	130.57	2008-11	3297	28	18
6. Dave Marler	128.48	1977-78	2422	11	17
7. Nick Fitzgerald	122.49	2015-18	6207	55	30
8. Derrick Taite	119.47	1993-96	5232	38	25
9. Wayne Madkin	116.85	1998-01	6336	34	35
10. Ashby Cook	113.33	1963-65	1476	10	8

## INTERCEPTION PERCENTAGE

CAREER					
Player	Pct.	Years	Int.	Att.	
1. Dak Prescott	.0196	2012-15	23	1169	
2. Omarr Conner	.0296	2003-06	15	507	
3. Nick Fitzgerald	.0318	2015-18	30	942	
4. Tyler Russell	.0329	2010-13	23	699	
5. Derrick Taite	.0341	1993-96	25	734	
6. Ashby Cook	.0356	1963-65	8	225	
7. Wesley Carroll	.0378	2007-08	14	370	
8. Chris Relf	.0391	2008-11	18	460	
9. Wayne Madkin	.0394	1998-01	35	887	
10. Tyson Lee	.0395	2008-09	19	481	

## INTERCEPTIONS THROWN

GAME	
6, Max Stainbrook vs. Cincinnati (10-15-49); Michael Henig vs. LSU (8-30-2007)	

## SEASON

21, Kevin Fant (2003)

## CAREER

43, Kevin Fant (2000-03)

## CONSECUTIVE ATTEMPTS WITHOUT AN INTERCEPTION

GAME	
52, Dak Prescott vs. LSU (9-12-2015)	

## SEASON

238, Dak Prescott (2015)

## CAREER

288, Dak Prescott (2014-15)

## RECEIVING RECORDS

## CATCHES

GAME					
Player	No.	Opponent	Date	Yds.	
1. Eric Moulds	15	Tennessee	9-23-1995	183	
2. David Smith	14	Ole Miss	11-27-1969	194	
3. Fred Ross	12	Ole Miss	11-28-2015	117	
David Smith	12	Texas Tech	10-17-1970	215	
Sammy Milner	12	Auburn	9-28-1968	146	
6. Fred Ross	11	Missouri	11-5-2015	115	
Fred Ross	11	Texas A&M	10-3-2015	103	
David Smith	11	Richmond	9-20-1969	138	
Bobby Gossett	11	Florida State	11-9-1968	96	

## SEASON

Player	Rec.	Year	Yds.	Avg.
1. Fred Ross	88	2015	1007	11.4
2. David Smith	74	1970	987	13.3
3. Fred Ross	72	2016	917	12.7
4. Jameon Lewis	64	2013	923	14.4
Sammy Milner	64	1969	745	11.6
Sammy Milner	64	1968	909	14.2
7. Justin Jenkins	62	2003	880	14.2
Eric Moulds	62	1995	779	12.6
9. De'Runnya Wilson	60	2015	918	15.3
10. Chad Bumphis	58	2012	922	15.9

\* By a running back: 37, Justin Griffith (1999)

## CAREER

Player	Rec.	Years	Yds.	Avg.
1. Fred Ross	199	2013-16	2528	12.7
2. David Smith	162	1968-70	2168	13.4
3. Chad Bumphis	159	2009-12	2270	14.3
4. Sammy Milner	146	1968-70	1806	12.4
5. Justin Jenkins	139	2000-03	1974	14.2
6. De'Runnya Wilson	133	2013-15	1758	13.2
7. Terrell Grindle	119	1999-02	1724	14.5
8. Eric Moulds	118	1993-95	2022	17.1
9. Mardye McDole	116	1977-80	2214	19.1
10. Chris Smith	109	2009-12	1180	10.8

## CONSECUTIVE GAMES WITH A CATCH

CAREER				
35, Fred Ross (2013-16)				

## RECEIVING YARDS

GAME				
Player	No.	Opponent	Date	Rec.
1. Jameon Lewis	220	Rice	12-31-2013	9
2. David Smith	215	Texas Tech	10-17-1970	12
3. Jamayel Smith	208	vs. Arkansas	11-17-2007	10
Danny Knight	208	Florida	9-25-1982	8
Sammy Milner	208	Texas Tech	10-19-1968	9
6. Donald Gray	207	Samford	10-29-2016	4
7. David Smith	194	Ole Miss	11-27-1969	14
8. Tony Burks	192	Kentucky	10-28-2006	7
9. Eric Moulds	183	Tennessee	9-23-1995	15
10. Chad Bumphis	180	Troy	9-15-2012	6

## SEASON

Player	Yds.	Year	Rec.	Avg.
1. Mardye McDole	1035	1978	48	21.6
2. Fred Ross	1007	2015	88	11.4
3. David Smith	987	1970	74	13.3
4. Danny Knight	924	1982	37	25.0
5. Jameon Lewis	923	2013	64	14.4
6. Chad Bumphis	922	2012	58	15.9
7. De'Rynnya Wilson	918	2015	60	15.3
8. Fred Ross	917	2016	72	12.7
9. Sammy Milner	909	1968	64	14.2
10. Justin Jenkins	880	2003	62	14.2

## CAREER

Player	Yds.	Years	Rec.
1. Fred Ross	2528	2013-16	199
Chad Bumphis	2270	2009-12	159
3. Mardye McDole	2214	1977-80	116
4. David Smith	2168	1968-70	162
5. Eric Moulds	2022	1993-95	118
6. Justin Jenkins	1974	2000-03	139
7. Sammy Milner	1806	1968-70	146
8. Danny Knight	1773	1980-83	81
9. Terrell Grindle	1724	1999-02	119
10. Bill Buckley	1632	1971-73	102

## 100-YARD RECEIVING GAMES

SEASON		
Player	Games	Year
1. Fred Ross	5	2015
Tony Burks	5	2006
Mardye McDole	5	1978
4. Chad Bumphis	4	2012
Justin Jenkins	4	2003
Danny Knight	4	1982
Bill Buckley	4	1972
David Smith	4	1969

## CAREER

Player	Games	Years
1. Fred Ross	10	2013-16
2. David Smith	8	1968-70
3. Chad Bumphis	7	2009-12
Mardye McDole	7	1977-80
5. Justin Jenkins	6	2000-03
Bill Buckley	6	1971-73
7. Tony Burks	5	2006-07
Danny Knight	5	1980-83
9. Jameon Lewis	4	2011-14
Fred Hadley	4	1984-88
Willie Harris	4	1989-92
Eric Moulds	4	1993-95
Terrell Grindle	4	1999-02



## YARDS PER CATCH

### GAME

**Min. 5 catches:** 32.0, Eric Moulds vs. Tulane (10-22-1994) [5 for 160]  
**Min. 10 catches:** 20.8, Jamayel Smith vs. Arkansas (11-17-2007 [10 for 208]

### SEASON

Player	YPC	Year	Rec.	Yds.
1. Danny Knight	24.97	1982	37	924
2. Tony Burks	24.28	2006	35	850
3. <b>Stephen Guidry</b>	<b>23.16</b>	<b>2018</b>	<b>19</b>	<b>440</b>
4. Chris Jones	22.54	1993	24	541
5. Willie Harris	22.04	1991	24	529
6. Eric Moulds	21.67	1994	39	845
7. Mardye McDole	21.56	1978	48	1035
8. Danny Knight	19.74	1983	34	671
9. Kelvin Love	19.40	1999	43	834
10. Kevin Prentiss	19.25	1997	20	385

## CAREER (MIN. 40 CATCHES)

Player	YPC	Years	Rec.	Yds.
1. Danny Knight	21.89	1980-83	81	1773
2. Kelvin Love	21.15	1998-99	52	1100
3. Chris Jones	19.34	1992-95	62	1199
4. Louis Clark	19.23	1983-86	62	1192
5. Mardye McDole	19.09	1977-80	116	2214
6. Willie Harris	18.80	1989-92	74	1391
7. Kevin Prentiss	18.38	1997-98	58	1066
8. Fred Hadley	17.67	1984, '86-88	86	1520
9. Eric Moulds	17.14	1993-95	118	2022

## RECEIVING YARDS PER GAME

### SEASON

94.5, David Smith (1969) [756 in 8 games]

### CAREER

74.8, David Smith (1968-70) [2168 in 29]

## RECEIVING TOUCHDOWNS

### GAME

3, Donald Gray vs. Samford (10-29-2016); Chad Bumphis vs. Troy (9-15-2012); Sammy Milner vs. Florida (9-27-1969)

### SEASON

Player	TDs	Year	Rec.	Yds.	Avg.
1. Chad Bumphis	12	2012	58	922	15.9
Fred Ross	12	2016	72	917	12.7
3. DeRunnya Wilson	10	2015	60	918	15.3
4. DeRunnya Wilson	9	2014	47	680	14.5
Justin Jenkins	9	2003	62	880	14.2
6. Justin Jenkins	8	2001	42	661	15.7
7. Eric Moulds	7	1994	39	845	21.7
Danny Knight	7	1982	37	924	25.0
Mardye McDole	7	1978	48	1035	21.6
Bill Buckley	7	1973	41	661	16.1

### CAREER

Player	TDs	Years	Rec.
1. Chad Bumphis	24	2009-12	159
2. Fred Ross	22	2013-16	199
DeRunnya Wilson	22	2013-15	133
4. Justin Jenkins	17	2000-03	139
Eric Moulds	17	1993-95	118
6. Bill Buckley	14	1971-73	102
7. Jerry Bouldin	13	1987-90	78
Mardye McDole	13	1977-80	116
9. David Smith	12	1968-70	162
10. Sammy Milner	11	1968-70	146

## CONSECUTIVE GAMES WITH A TD CATCH

### SEASON

5, Justin Jenkins (2003)

### CAREER

5, Justin Jenkins (2003)

## SCORING RECORDS

### POINTS

#### GAME

**Any game:** 42, Harry McArthur vs. Cumberland (10-10-1914) [7 TD]

**Modern game:** 29, Jackie Parker vs. Arkansas State (10-4-1952)

**By a kicker:** 16, Brian Hazelwood vs. Arkansas (11-21-1998)

#### SEASON

Player	Pts.	Year	TD	FG	PAT
1. Vick Ballard	120	2010	20	0	0
Jackie Parker	120	1952	16	0	24
3. Westin Graves	97	2015	0	15	52
4. Anthony Dixon	96	2007	16	0	0
Nick Fitzgerald	96	2016	16	0	0
6. Dak Prescott	92	2013	15	0	*1
Keffer McGee	92	1995	15	0	*1

\* - 2-point conversions

**By a kicker:** 97, Westin Graves (2015) [15 field goals & 52 extra points]

#### CAREER

Player	Pts.	Years	TD	FG	PAT
1. Nick Fitzgerald	276	2015-18	46	0	0
Anthony Dixon	276	2006-09	46	0	0
3. Dak Prescott	266	2012-15	44	0	0
4. Brian Hazelwood	218	1995-98	0	43	89
5. Artie Cosby	211	1983-86	0	48	67
6. Joel Logan	199	1987-90	0	41	76
7. Vick Ballard	186	2010-11	31	0	0
8. Jackie Parker	185	1952-53	24	0	41
9. Westin Graves	182	2014-16	0	26	104
10. Michael Davis	166	1991-94	27	0	*2

\* - 2-point conversions

**By a kicker:** 218, Brian Hazelwood (1995-98) [48 field goals & 67 extra points]

## POINTS RESPONSIBLE FOR

**Game:** 42, Harry McArthur vs. Cumberland (10-10-1914) [7 TD];

Jackie Parker vs. Auburn (11-8-1952) [6 TD & 6 PAT]

**Season:** 168, Jackie Parker (1952) [24 TD & 24 PAT]

**Career:** 318, Don Smith (1983-86) [52 TD & 3 2-pt PAT]

## TOUCHDOWNS SCORED

**Game:** 7, Harry Furman vs. Southern Baptist (10-19-1907) & Mercer (10-24-1907); Harry McArthur vs. Cumberland (10-7-1914)

**Season:** 20, Vick Ballard (2010)

**Career:** 46, Anthony Dixon (2006-09)



Brian Hazelwood ranks fourth in career points scored at MSU and owns the record for points scored by a Bulldog kicker (218).

## KICKING RECORDS

### FIELD GOAL ATTEMPTS

#### GAME

Player	FGA	Opp.	Date
1. Dave Marler	5	Ole Miss	11-19-1977
Artie Cosby	5	Kentucky	10-12-1985
Joel Logan	5	Tulane	11-7-1987
Brian Hazelwood	5	Arkansas	11-21-1998
Derek DePasquale	5	UAB	10-23-2010

#### SEASON

Player	FGA	Year	FGM
1. Chris Gardner	27	1992	15
2. Brian Hazelwood	26	1997	16
Dave Marler	26	1977	13
4. Scott Westerfield	24	1999	18
Brian Hazelwood	24	1998	15

#### CAREER

Player	FGA	Years	FGM
1. Artie Cosby	81	1983-86	48
2. Brian Hazelwood	73	1995-98	43
3. Joel Logan	61	1987-90	41
4. Dana Moore	51	1979-82	34
5. Derek DePasquale	42	2009-11	32
Adam Carlson	42	2005-08	25
Scott Westerfield	42	1999-00	30
8. Chris Gardner	41	1989-92	24
9. Kinney Jordan	40	1975-76	23
10. Westin Graves	38	2014-16	26

## FIELD GOALS MADE

#### GAME

Player	FG	Opp.	Date
1. Derek DePasquale	5	UAB	10-23-2010
Brian Hazelwood	5	Arkansas	11-21-1998
Tim Rogers	5	N.C. State	1-2-1995

#### SEASON

Player	FG	Years	FGA
1. Scott Westerfield	18	1999	24
2. Tom Burke	17	1993	23
3. Brent Smith	16	2002	20
Brian Hazelwood	16	1997	26
5. Westin Graves	15	2015	18

#### CAREER

Player	FG	Years	FGA
1. Artie Cosby	48	1983-86	81
2. Brian Hazelwood	43	1995-98	73
3. Joel Logan	41	1987-90	61
4. Dana Moore	34	1979-82	51
5. Derek DePasquale	32	2009-11	42
6. Scott Westerfield	30	1999-00	42
7. Evan Sobiesk	27	2013-15	30
8. Westin Graves	26	2014-16	38
9. Adam Carlson	25	2005-08	42
10. <b>Jace Christmann</b>	<b>24</b>	<b>2017-p</b>	<b>30</b>
Chris Gardner	24	1989-92	41
Brent Smith	24	2002-03	30

## FIELD GOAL PERCENTAGE

### CAREER (MIN. 30 ATT.)

Player	Pct.	Years	FG	FGA
1. <b>Jace Christmann</b>	<b>.800</b>	<b>2017-p</b>	<b>24</b>	<b>30</b>
Brent Smith	.800	2002-03	24	30
3. Derek DePasquale	.762	2009-11	32	42
4. Scott Westerfield	.714	1999-00	30	42
5. Westin Graves	.684	2014-16	26	38
6. Joel Logan	.672	1987-90	41	61
7. Dana Moore	.667	1979-82	34	51
8. Adam Carlson	.595	2005-08	25	42
9. Artie Cosby	.593	1983-86	48	81
10. Brian Hazelwood	.589	1995-98	43	73



## LONGEST FIELD GOALS

Player	Yards	Opponent	Date
1. Artie Cosby	54	Memphis	10-5-1985
2. Brent Smith	53	Tennessee	11-16-2002
Brian Hazelwood	53	Memphis	8-30-1997
Kinney Jordan	53	Louisville	9-18-1976
Kinney Johnson	53	Florida	9-27-1975
6. Brian Hazelwood	52	Vanderbilt	9-5-1998
Brent Smith	52	LSU	9-28-2002
8. Scott Westerfield	51	MTSU	9-4-1999
Brian Hazelwood	51	Memphis	8-30-1997
Brian Hazelwood	51	Georgia	10-5-1996
Artie Cosby	51	Ole Miss	11-19-1983
Artie Cosby	51	LSU	11-12-1983
Dana Moore	51	Auburn	10-23-1982
Dana Moore	51	Memphis	9-5-1981

## PAT KICKS ATTEMPTED

Player	Att.	Year	Pct.	Made
1. Evan Sobiesk	59	2014	.949	56
2. Westin Graves	54	2015	.963	52
3. Westin Graves	49	2016	.980	48
4. Devon Bell	44	2012	.977	43
5. Jace Christmann	42	2017	1.000	42
6. Jace Christmann	41	2018	1.000	41
Scott Westerfield	39	2000	.949	37
8. Vic Nickels	38	1974	.947	36
Ted Shuff	38	1946	.789	30
10. Derek DePasquale	36	2011	.973	37

## CAREER

Player	Att.	Years	Made	Pct.
1. Westin Graves	108	2014-16	104	.963
2. Brian Hazelwood	94	1995-98	89	.947
3. Adam Carlson	91	2005-08	89	.978
4. Derek DePasquale	88	2009-11	87	.989
5. Joel Logan	84	1987-90	76	.905
6. Jace Christmann	83	2017-p	83	1.000
7. Bob Morgan	78	1980-82	74	.949
8. Evan Sobiesk	75	2013-14	71	.947
9. Devon Bell	72	2012-15	70	.972
10. Artie Cosby	69	1983-86	67	.971

## PAT KICKS MADE

Player	Made	Year	Pct.	Att.
1. Evan Sobiesk	56	2014	.949	59
2. Westin Graves	52	2015	.963	54
3. Westin Graves	48	2016	.980	49
4. Devon Bell	43	2012	.977	44
5. Jace Christmann	42	2017	1.000	42
6. Jace Christman	41	2018	1.000	41
7. Scott Westerfield	37	2000	.949	39
8. Derek DePasquale	36	2011	.973	37
Vic Nickels	36	1974	.947	38
10. Tim Rogers	34	1994	.944	36

## CAREER

Player	Made	Years	Pct.	Att.
1. Westin Graves	104	2014-p	.963	108
2. Adam Carlson	89	2005-08	.978	91
Brian Hazelwood	89	1995-99	.947	94
4. Derek DePasquale	87	2009-11	.989	88
5. Jace Christmann	83	2017-p	1.000	83
6. Joel Logan	76	1987-90	.905	84
7. Bob Morgan	74	1980-82	.949	78
8. Evan Sobiesk	71	2013-14	.947	75
9. Devon Bell	70	2012-15	.972	72
10. Artie Cosby	67	1983-86	.971	69

## CONSECUTIVE PAT KICKS MADE

One Season: 42, Westin Graves (2015) & Jace Christmann (2017)

Career: 86, Derek DePasquale (2009-11)

## PUNTING RECORDS

### MOST PUNTS

#### GAME

16, Bob Hardison vs. TCU (10-24-1936)

#### SEASON

Player	Punts	Year	Yds.	Avg.
1. Dick McGraw	95	1967	3567	37.55
2. Blake McAdams	79	2008	3049	38.60
3. Blake McAdams	77	2007	3024	39.27
Lanny Sheffield	77	1971	3035	39.42
5. Mike Riley	75	1989	3078	41.04
6. Baker Swedenburg	71	2011	2970	41.83
Dick McGraw	71	1966	2777	39.11
8. Blake McAdams	69	2005	2891	41.89
9. Blake McAdams	68	2006	2598	32.21
10. Conn Canale	67	1969	2550	38.06

#### CAREER

Player	Punts	Years	Yds.	Avg.
1. Blake McAdams	293	2005-08	11562	39.46
2. Dana Moore	217	1979-82	8860	40.83
3. Dick McGraw	214	1965-67	8363	39.08
4. Mike Riley	213	1987-91	8572	40.24
5. Jared Cook	198	2001-04	8313	41.98
6. Mike Patrick	171	1972-74	6999	40.93
7. Andy Russ	159	1993-96	6672	41.96
8. Bobby Collins	156	1951-54	5817	37.29
9. Baker Swedenburg	153	2010-13	6373	41.65
10. Logan Cooke	150	2014-17	6250	41.67

## YARDS PUNTED

#### SEASON

Player	Yards	Year	Avg.	Punts
1. Dick McGraw	3567	1967	37.55	95
2. Mike Riley	3078	1989	41.04	75
3. Blake McAdams	3049	2008	38.60	79
4. Lanny Sheffield	3035	1971	39.42	77
5. Blake McAdams	3024	2007	39.27	77
6. Baker Swedenburg	2970	2011	41.83	71
7. Blake McAdams	2891	2005	41.89	69
8. Dick McGraw	2777	1966	39.11	71
9. Mike Patrick	2667	1973	44.45	60
10. Prentiss Cole	2601	2000	41.28	63

#### CAREER

Player	Yards	Years	Avg.	Punts
1. Blake McAdams	11562	2005-08	39.46	293
2. Dana Moore	8860	1979-82	40.83	217
3. Mike Riley	8572	1987-91	40.24	213
4. Dick McGraw	8363	1965-67	39.08	214
5. Jared Cook	8313	2001-04	41.98	198
6. Mike Patrick	6999	1972-74	40.93	171
7. Andy Russ	6672	1993-96	41.96	159
8. Baker Swedenburg	6373	2010-13	41.65	153
9. Logan Cooke	6250	2014-17	41.67	150
10. Jeff Walker	6126	1996-99	43.44	141

## LONGEST PUNTS

Player	Yards	Opponent	Date
1. Mike Patrick	84	Alabama	11-2-1974
2. Mike Patrick	82	William & Mary	9-7-1974
3. Jeff Walker	79	Alabama	11-13-1999
4. Billy Murphy	78	Auburn	11-9-1946
Tom McWilliams	78	Arkansas A&M	10-14-1944
6. Bill Schoenrock	77	Tennessee	10-3-1959
7. Sonny Bruce	74	Tulane	10-29-1938
8. Blake McAdams	73	Auburn	9-15-2007
Mike Riley	73	Auburn	10-26-1991
10. Blake McAdams	72	Kentucky	11-01-2008
Andy Russ	72	Kentucky	11-9-1996
Tom McWilliams	72	Duquesne	10-18-1947

## YARDS PER PUNT

### GAME (MIN. 5 PUNTS)

51.4, Andy Russ vs. Kentucky (11-9-1996) [5 for 257]

### GAME (MIN. 10 PUNTS)

47.5, Andy Russ vs. South Carolina (9-28-1996) [10 for 475]

### SEASON (MIN. 20 ATTEMPTS)

Player	Avg.	Year	Punts	Yds.
1. Andy Russ	46.53	1996	53	2466
2. Jeff Walker	45.53	1997	45	2049
3. Mike Patrick	44.45	1973	60	2667
4. Jared Cook	43.73	2004	49	2143
5. Todd Jordan	43.60	1992	52	2267
6. Robert Wallis	43.33	2003	30	1300
7. Devon Bell	43.20	2014	50	2160
8. Todd Jordan	42.91	1993	51	2175
9. Jeff Walker	42.71	1999	52	2221
10. Logan Cooke	42.69	2017	52	2220

#### CAREER

Player	Avg.	Years	Punts	Yds.
1. Jeff Walker	43.44	1996-99	141	6126
2. Todd Jordan	42.80	1989-93	112	4793
3. Devon Bell	42.56	2012-15	74	3150
4. Jared Cook	41.98	2001-04	198	8313
5. Andy Russ	41.96	1993-96	159	6672
6. Logan Cooke	41.67	2014-17	150	6250
7. Baker Swedenburg	41.65	2010-13	153	6373
8. Mike Patrick	40.93	1972-74	171	6999
9. Dana Moore	40.83	1979-82	217	8860
10. Heath Hutchins	40.70	2009-10	109	4436

## PUNT RETURN RECORDS

### MOST RETURNS

#### GAME

17, A.B. Stubbs vs. TCU (10-24-1936)

#### SEASON

Player	Returns	Year	Avg.	Yds.
1. Tony James	40	1989	10.9	437
2. Bobby Herrington	38	1933	11.2	425
3. Tony James	36	1992	9.9	358
4. Eddie Myles	29	1987	9.2	266
5. Nick Turner	28	2003	11.1	310

#### CAREER

Player	Returns	Years	Avg.	Yds.
1. Tony James	121	1989-92	11.0	1332
2. Bobby Herrington	88	1930-31, '33	8.8	777
3. Derek Pegues	79	2005-08	10.0	792
4. Bernard Euell	56	1992-95	7.3	411
5. Tom McWilliams	55	1944, '46-48	14.5	795



Tony James holds the MSU single-season (40) and career (121) punt return records.





## PUNT RETURN YARDS

### GAME

157, Bobby Herrington vs. Vanderbilt (10-21-1933)

### SEASON

	Player	Yds.	Year	Ret.	Avg.
1.	Tony James	437	1989	40	10.9
2.	Bobby Herrington	425	1933	38	11.2
3.	Marcus Rhoden	413	1965	19	21.7
4.	Tony James	358	1992	36	9.9
5.	Derek Pegues	350	2006	25	14.0
6.	Tony James	341	1990	23	14.8
7.	Kevin Prentiss	339	1998	26	13.0
8.	Nick Turner	310	2003	28	11.1
9.	Glen Young	307	1981	19	16.2
10.	Tom McWilliams	306	1946	19	16.1

### CAREER

	Player	Yds.	Years	Ret.	Avg.
1.	Tony James	1332	1989-92	121	11.0
2.	Tom McWilliams	795	1944, '46-48	55	14.5
3.	Derek Pegues	792	2005-08	79	10.0
4.	Bobby Herrington	777	1930-31, '33	88	8.8
5.	Marcus Rhoden	585	1964-66	42	13.9

## YARDS PER PUNT RETURN

### SEASON (MIN. 10 ATTEMPTS)

	Player	Avg.	Year	Ret.	Yds.
1.	Marcus Rhoden	21.7	1965	19	413
2.	Frank Dowsing	18.6	1971	14	260
3.	Tony Kotowski	16.8	1951	13	219
4.	Glen Young	16.2	1981	19	307
5.	Tom McWilliams	16.1	1946	19	306

### CAREER (MIN. 25 RETURNS)

	Player	Avg.	Years	Ret.	Yds.
1.	Frank Dowsing	15.2	1970-72	26	395
2.	Tom McWilliams	14.5	1944, '46-48	55	795
3.	Marcus Rhoden	13.9	1964-66	42	585
4.	Kevin Prentiss	12.4	1997-98	31	383
5.	Billy Stacy	11.2	1956-58	52	580

## LONGEST PUNT RETURNS

	Player	Yards	Opponent	Date
1.	Ken Phares	90	Lamar	10-16-1971
2.	Marcus Rhoden	89	Houston	9-18-1965
3.	Frank Dowsing	88	Alabama	10-30-1971
4.	Glen Young	87	Vanderbilt	9-19-1981
5.	<b>Dedrick Thomas</b>	<b>83</b>	<b>UMass</b>	<b>11-3-2017</b>
	Kevin Prentiss	83	Tennessee	12-5-1998
7.	Chad Bumphis	82	Louisiana Tech	9-24-2011
	Jim Tait	82	Memphis	10-1-1955
9.	Derek Pegues	81	Jacksonville State	10-14-2006
10.	Harvey Johnson	80	Howard	9-23-1939

## PUNT RETURN YARDS PER GAME

### SEASON

60.7, Bobby Herrington (1933) [425 in 7 games]

### SEASON (MODERN ERA)

41.3, Marcus Rhoden (1965) [413 in 20 games]

### CAREER

32.4, Bobby Herrington (1930-33) [777 in 24 games]

### CAREER (MODERN ERA)

30.3, Tony James (1989-92) [1332 in 44 games]

## PUNT RETURN TOUCHDOWNS

### GAME

1, Many Times [Last: Dedrick Thomas vs. UMass (11-3-2017)]

### SEASON

3, Marcus Rhoden (1965)

### CAREER

4, Tom McWilliams (1944, '46-48)

## KICKOFF RETURN RECORDS

## MOST KICKOFF RETURNS

### GAME

	Player	Returns	Opp.	Date
1.	Leon Berry	7	Florida	10-24-2009
	Leon Berry	7	Auburn	9-12-2009
	Nick Turner	7	Tennessee	11-15-2003
	Fred Reid	7	Kentucky	11-2-2002

### SEASON

	Player	Returns	Year	Avg.	Yds.
1.	Leon Berry	38	2009	26.7	1015
2.	Derek Pegues	31	2008	22.8	708
3.	Derek Pegues	29	2006	23.7	687
4.	Derek Pegues	28	2005	20.0	559
5.	Eddie Myles	27	1988	19.8	535
	John Moore	27	1987	17.2	464
	David Smith	27	1968	21.9	590

### CAREER

	Player	Returns	Years	Avg.	Yds.
1.	Derek Pegues	112	2005-08	22.3	2498
2.	Tony James	78	1989-92	23.9	1862
3.	John Moore	68	1985-89	17.6	1197
4.	Glen Young	66	1979-82	23.3	1538
5.	Walter Packer	60	1973-76	19.4	1166

## KICKOFF RETURN YARDS

### GAME

186, Leon Berry vs. Auburn (9-12-2009)

### SEASON

	Player	Yds.	Year	Ret.	Avg.
1.	Leon Berry	1015	2009	38	26.7
2.	Derek Pegues	708	2008	31	22.8
3.	Derek Pegues	687	2006	29	23.7
4.	Michael Robinson	643	1986	26	24.7
5.	David Smith	590	1968	27	21.9
6.	Fred Reid	577	2003	25	23.1
7.	Marcus Rhoden	572	1966	26	22.0
8.	Pig Prather	569	2001	25	22.8
9.	Brandon Holloway	567	2015	24	23.6
10.	Nick Turner	565	2003	24	23.5

### CAREER

	Player	Yds.	Years	Ret.	Avg.
1.	Derek Pegues	2498	2005-08	112	22.3
2.	Tony James	1862	1989-92	78	23.9
3.	Glen Young	1538	1979-82	66	23.3
4.	Leon Berry	1390	2009-10	52	26.7
	Pig Prather	1390	1998-01	59	23.6

## YARDS PER KICKOFF RETURN

### SEASON (MIN. 10 ATTEMPTS)

	Player	Avg.	Year	Ret.	Yds.
1.	Eric Moulds	32.8	1994	13	426
2.	James Otis Doss	28.1	1977	16	450
3.	Dan Bland	27.9	1964	20	558
4.	Glen Young	27.6	1980	19	525

### CAREER (MIN. 30 RETURNS)

	Player	Avg.	Years	Ret.	Yds.
1.	Leon Berry	26.7	2009-10	52	1015
2.	Dan Bland	26.6	1963-65	42	1118
3.	Michael Robinson	24.3	1986-89	35	850
4.	Tony James	23.9	1989-92	78	1862
5.	Brandon Holloway	23.7	2013-16	51	1209

## KICKOFF RETURN YARDS PER GAME

### SEASON

84.6, Leon Berry (2009) [1015 in 12 games]

### CAREER

84.6, Leon Berry (2009) [1015 in 12 games]

## LONGEST KICKOFF RETURNS

	Player	Yards	Opponent	Date
1.	Brandon Holloway	100	Southern Miss	9-5-2015
	Jameon Lewis	100	Ole Miss	11-24-2012
	Fred Reid	100	Memphis	10-11-2003
	Glen Young	100	LSU	11-15-1980
5.	Carl Sikes	99	LSU	11-25-1933
6.	Dennis Cross	98	Howard	10-3-1936
7.	Leon Berry	97	Alcorn State	10-2-2010
8.	Jerry Bouldin	96	Southern Miss	9-9-1989
9.	Brandon Holloway	95	Alcorn State	9-7-2013
	Marcus Rhoden	95	Southern Miss	10-8-1966
	Blondy Black	95	Ole Miss	11-28-1942
	Morley Jennings	95	Howard	11-18-1910
	Frank Smith	95	Howard	11-18-1910

## KICKOFF RETURN TOUCHDOWNS

### GAME

1, Many Times [Last: Brandon Holloway 100yd vs. Southern Miss (9-5-15)]

### SEASON

1, Many Times [Last: Brandon Holloway 100yd vs. Southern Miss (9-5-15)]

### CAREER

2, Leon Berry (10-3-2009 vs. Georgia Tech, 10-2-2010 vs. Alcorn State)  
Kevin Prentiss (9-6-1997 vs. Kentucky, 9-26-1998 vs. South Carolina)

## TOTAL RETURN RECORDS

## MOST RETURNS

### SEASON

61, Tony James (1989) [40 PR & 21 KR]

### CAREER

199, Tony James (1989-92) [121 PR & 78 KR]

## MOST YARDS

### SEASON

1037, Derek Pegues (2006) [350 PR & 687 KR]

### CAREER

3290, Derek Pegues (2005-08) [792 PR & 2498 KR]

## YARDS PER RETURN

### SEASON

26.8, Leon Berry (2010) [14 for 378 yards]

### CAREER

26.7, Leon Berry (2009-10) [61 for 1459 yards]

## TOUCHDOWNS

### SEASON

3, Marcus Rhoden (1965) [3 PR]

### CAREER

5, Tom McWilliams (1944, '46-48) [4 PR & 1 KR]



Leon Berry owns MSU career records for yards per kickoff return in a season (26.8) and career (26.7).



## TACKLES

## GAME

29, Ray Costict vs. Kentucky (10-9-1976)

## SEASON

Player	Tackles	Year
1. Calvin Zanders	186	1983
2. Billy Jackson	180	1983
3. Reggie Stewart	179	1990
4. John Miller	164	1982
5. James Williams	163	1988
6. James Williams	157	1989
7. Ray Costict	156	1976
Ray Costict	156	1974
9. Ray Costict	155	1975
10. Aaron Pearson	148	1984

## CAREER

Player	Tackles	Years
1. Ray Costict	467	1973-76
2. Harvey Hull	454	1973-76
3. James Williams	448	1986-89
4. Reggie Stewart	442	1987-90
5. Johnie Cooks	392	1977-81
6. Dwayne Curry	391	1993-96
7. Billy Jackson	360	1980-83
8. Mario Haggan	359	1999-02
9. Cedric Corse	355	1984-87
10. Daniel Boyd	335	1990-92

## SACKS

## GAME

5.5, Greg Favors vs. Ole Miss (11-30-1996)

## SEASON

Player	Sacks	Year	Yds.
1. Billy Jackson	17.0	1980	NA
2. Willie Evans	15.0	2005	96
Billy Jackson	15.0	1981	NA
4. Greg Favors	12.5	1996	112
5. Mike McEnany	12.0	1981	NA
Edward Smith	12.0	1998	112
7. Montez Sweat	11.5	2018	96
8. Montez Sweat	10.5	2017	64
9. Tyrone Keys	10.0	1980	NA
Robert Young	10.0	1989	72

## CAREER

Player	Sacks	Years	Yds.
1. Billy Jackson	49.0	1980-83	NA
2. Tyrone Keys	26.0	1977-80	NA
3. Willie Evans	24.5	2002-05	145
4. Johnie Cooks	24.0	1977-81	NA
5. Montez Sweat	22.0	2017-18	160
Mike McEnany	22.0	1979-82	NA
7. Greg Favors	19.5	1994-97	179
8. Titus Brown	18.5	2004-07	114
9. Robert Young	16.0	1987-90	119
Preston Smith	16.0	2011-14	100

## TACKLES FOR LOSS

## SEASON

Player	TFLs	Season	Yards
1. Willie Evans	21.0	2005	-118
2. Billy Jackson	19.0	1980	-116
3. Jeffery Simmons	17.0	2018	-49
Johnnie Cooks	17.0	1981	-63
5. Billy Jackson	16.0	1981	-112
6. Montez Sweat	15.5	2017	-73
Chris White	15.5	2010	-51
8. Tyrone Keys	15.0	1979	-75
Glen Collins	15.0	1981	-45
Ashley Cooper	15.0	1999	-45
Kevin Studer	15.0	1999	-41
Preston Smith	15.0	2014	-31

## CAREER

Player	TFLs	Years
1. Willie Evans	48.5	2002-05
2. Billy Jackson	45.0	1980-83
3. Glen Collins	35.0	1978-81
Jonnie Cooks	35.0	1977-81
A.J. Jefferson	35.0	2013-16
6. Jeffery Simmons	32.5	2016-18
7. Tyrone Keys	32.0	1977-80
8. Montez Sweat	29.5	2017-18
9. Titus Brown	27.0	2004-07
Mike McEnany	27.0	1979-82
Preston Smith	27.0	2011-14

INTERCEPTIONS  
GAME (MODERN ERA)

Player	Int.	Opp.	Date
1. Mark McLaurin	3	Louisville	12-30-2017
Richie Brown	3	Texas A&M	10-4-2014
Jeramie Johnson	3	Ole Miss	11-26-2005
Darren Williams	3	Troy	10-12-2002
Henry Davison	3	Auburn	11-6-1976
Billy Stacy	3	Ole Miss	11-29-1958
Billy Murphy	3	Ole Miss	11-23-1946

## SEASON

Player	Int.	Year	Yds.	Avg.
1. Mark McLaurin	6	2017	85	14.2
Corey Broomfield	6	2009	118	19.7
Izell McGill	6	1997	94	15.7
Walt Harris	6	1994	41	6.8
Walt Harris	6	1993	59	9.8
Bill Crick	6	1969	84	14.0
Bobby Bethune	6	1960	30	5.0
8. 18 tied with 5				

## CAREER

Player	Int.	Years	Yds.	Avg.
1. Johnthan Banks	16	2009-12	320	20.0
Walt Harris	16	1992-95	162	10.1
3. Nickoe Whitley	15	2010-13	158	10.5
4. Derek Pegues	12	2005-08	241	20.1
Izell McGill	12	1994-97	165	13.8
6. Henry Davison	11	1974-77	123	11.2
Kenny Johnson	11	1976-79	146	13.3
8. Corey Broomfield	10	2009-12	158	15.8
Fred Smoot	10	1999-00	44	4.4
Kelvin Knight	10	1990-93	157	15.7
Steve Freeman	10	1972-74	75	7.5
Frank Dowsing	10	1970-72	52	5.2

## LONGEST INTERCEPTION RETURNS

Player	Yards	Opponent	Date
1. Anthony Johnson	100	Alabama	11-10-2007
Johnthan Banks	100	Florida	10-24-2009
3. Jack Nix	97	Ole Miss	11-26-1938
4. Red McElveen	95	Auburn	11-12-1927
Larry Buie	95	Florida	9-29-1973
6. Anthony Derricks	90	Auburn	11-1-1997
7. James Stuart	88	Murray State	11-2-1946
8. Ben Griffin	85	Birmingham-So.	11-4-1939
9. Gerri Green	84	Kentucky	10-21-2017
10. Eugene Clinton	81	Kentucky	11-4-2000

INTERCEPTION RETURN YARDS  
GAME

120, Johnthan Banks vs. Florida (10-24-2009) [2 INT]

## SEASON

145, Johnthan Banks (2009) [4 INT]

## CAREER

320, Johnthan Banks (2009-2012) [16 INT]

RETURN YARDS PER INTERCEPTION  
GAME (MIN. 2 INT)

60.0, Johnthan Banks vs. Florida (10-24-2009) [2 for 120 yards]

## SEASON (MIN. 4 INT)

36.2, Johnthan Banks (2009) [4 for 145 yards]

## CAREER (MIN. 6 INT)

36.5, Anthony Derricks (1995-1998) [6 for 219 yards]

## INTERCEPTION TOUCHDOWNS

## GAME

2, Johnthan Banks vs. Florida (10-24-2009)

## SEASON

Player	TDs	Year
1. Johnthan Banks	2	2009
Corey Broomfield	2	2009
Anthony Johnson	2	2007
Derek Pegues	2	2006
Conner Stephens	2	2000
Walt Harris	2	1994
Harper Davis	2	1948

## CAREER

Player	TDs	Years
1. Johnthan Banks	3	2009-12
Corey Broomfield	3	2009-12
Derek Pegues	3	2005-08

FORCED FUMBLES  
SEASON

Player	FF	Year
1. Jeramie Johnson	5	2006
2. Arleye Gibson	4	1992
Gregory Favors	4	1997
Ashley Cooper	4	1999
5. 12 others	3	Several

## CAREER

Player	FF	Years
1. Jeramie Johnson	7	2003-06
2. Arleye Gibson	6	1990-93
Gregory Favors	6	1994-97
Michael Hearn	6	2003-06
5. Willie Evans	5.5	2002-05
6. *8 others	5	Several

\*Last: Jeffery Simmons (2016-18)

FUMBLES RECOVERED  
SEASON

Player	FR	Year
1. Glen Buford	5	1976
2. Michael Simmons	4	1986
3. 15 players	3	Several

## CAREER

Player	FR	Years
1. Glen Buford	6	1976-79
Michael Simmons	6	1984-87
Tyrone Keys	6	1977-80
Marc Woodard	6	1989-92
Walt Harris	6	1993-95
Josh Morgan	6	1999-2002
Benardrick McKinney	6	2012-14
8. Kenny Johnson	5	1976-79
Raymond Peyton	5	1975-78
Leon Cannon	5	1982-85

BLOCKED KICKS  
SEASON

Player	Blks	Year
1. Robert Bean, CB	4	1999
2. Jeffery Simmons, DT	3	2017
Adesola Badon, CB	3	1998
4. 12 others	2	Several

## CAREER

Player	Blks	Years
1. Adesola Badon, CB	6	1995-98
Robert Bean, CB	6	1998-99
3. Fletcher Cox, DT	5	2009-11
4. Jeffery Simmons, DT	3	2016-18
Walt Harris, DB	3	1992-95
6. 6 others	2	Several



## 200-YARD RUSHING GAMES

Yds.	Player	Opponent	Date	Att.
258	Nick Fitzgerald	Ole Miss	11-26-2016	14
252	Anthony Dixon	Kentucky	10-31-2009	33
247	Jerious Norwood	Houston	10-22-2005	24
237	James Johnson	Alabama	11-14-1998	36
217	Kevin Bouie	Kentucky	10-29-1994	23
<b>211</b>	<b>Kylin Hill</b>	<b>Kansas State</b>	<b>9-8-2018</b>	<b>17</b>
209	James Johnson	Kentucky	11-7-1998	28
204	Jerious Norwood	Ole Miss	11-26-2005	34
201	Jerious Norwood	UAB	10-9-2004	24

## 100-YARD RUSHING GAMES

Yds.	Player	Opponent	Date	Att.
198	Josh Robinson	Kentucky	10-25-2014	23
198	Dennis Johnson	Memphis	10-19-1974	26
198	James Johnson	Alabama	11-15-1997	23
197	Josh Robinson	LSU	9-20-2014	16
195	Nick Fitzgerald	Auburn	10-6-2018	28
195	Nick Fitzgerald	South Carolina	9-10-2016	17
192	James Johnson	Memphis	9-12-1998	25
191	Keffer McGee	Memphis	9-7-1996	23
191	Aeris Williams	Ole Miss	11-26-2016	25
183	Walter Packer	North Carolina	12-28-1974	24
182	Keffer McGee	Louisiana Tech	9-21-1996	26
182	Nick Fitzgerald	Texas A&M	11-5-2016	20
181	Michael Haddix	Colorado State	10-10-1981	17
181	Keffer McGee	Northeast La.	9-30-1995	31
180	Vick Ballard	Wake Forest	12-30-2011	14
179	LaDarius Perkins	Troy	9-15-2012	23
179	Anthony Dixon	Arkansas	11-22-08	23
176	Anthony Dixon	Arkansas	11-21-2009	24
174	Hank Phillips	Tulane	11-7-1987	26
174	Jerious Norwood	Florida	10-23-2004	29
172	Dicenzo Miller	Florida	9-30-2000	19
169	Joe Fortunato	North Texas St.	10-11-1952	23
167	Kenny Roberts	Vanderbilt	9-2-1989	14
166	Vick Ballard	Memphis	9-1-2011	10
165	Jerious Norwood	Kentucky	10-30-2004	24
164	Terry Vitano	North Carolina	12-28-1974	20
163	John Bond	Ole Miss	11-22-1980	15
162	James Jones	LSU	11-18-1978	30
159	Nick Fitzgerald	Kansas State	9-9-2018	19
158	John Bond	LSU	11-12-1983	21
156	Bruce Threadgill	LSU	11-13-1976	20
156	Kenny Roberts	LSU	11-16-1991	22
156	Dontae Walker	Florida	9-30-2000	25
155	Jim Cumberbatch	Colorado State	9-8-1984	21
155	Nick Turner	Tulane	9-13-2003	20
154	Dak Prescott	Texas A&M	11-9-2013	16
154	Michael Davis	Ole Miss	11-27-1993	40
152	Anthony Dixon	UAB	10-6-2007	32
150	William Prince	Northeast La.	10-7-1989	19
150	Vick Ballard	Arkansas	11-20-2010	33
149	Walter Packer	Memphis	10-16-1976	17
149	Don Smith	Memphis	10-5-1985	26
148	Tom McWilliams	Auburn	11-11-1944	16
148	Walter Packer	Georgia	9-21-1974	20
148	William Prince	Memphis	10-21-1989	20
147	Keytaon Thompson	Louisville	12-30-2017	27
147	Joe Robertson	Alabama	10-25-1952	17
146	Aeris Williams	LSU	9-16-2017	23
146	Walter Packer	Louisville	10-25-1975	29
146	James Johnson	Central Florida	10-25-1997	26
145	Tom McWilliams	Tulane	11-1-1947	32
145	Fred Collins	Ole Miss	11-24-1979	16
144	Wayne Jones	Florida State	10-13-1973	16
144	Michael Haddix	Vanderbilt	9-20-1980	21
144	James Johnson	South Carolina	9-26-1998	16
144	Vick Ballard	Ole Miss	11-26-2011	23
143	Dontae Walker	Texas A&M	12-31-2000	16
142	Kevin Bouie	Arkansas	11-5-1994	22
141	Walter Packer	LSU	11-15-1975	16
141	Kevin Bouie	Ole Miss	11-26-1994	27
140	Aeris Williams	Texas A&M	11-5-2016	24
139	Dak Prescott	South Alabama	9-13-2014	14

139	Dak Prescott	BGSU	10-12-2013	15
139	Tom McWilliams	LSU	10-21-1944	32
139	Michael Davis	Ole Miss	11-26-1994	24
138	Jerious Norwood	Kentucky	11-2-2002	15
138	Jerious Norwood	Kentucky	10-25-2003	11
137	Dennis Johnson	Florida	9-28-1974	24
137	Rockey Felker	Lamar	10-12-1974	18
137	Don Smith	Tulane	10-19-1985	20
137	James Johnson	East Tenn. St.	10-17-1998	21
136	Dicenzo Miller	Auburn	10-9-2000	20
135	Nick Fitzgerald	UMass	11-4-2017	17
135	Michael Haddix	Vanderbilt	9-19-1981	14
135	Anthony Dixon	Middle Tenn. St.	10-17-2009	27
135	Vick Ballard	Auburn	9-10-2011	21
134	Sleepy Robinson	Kentucky	10-12-1991	23
134	Anthony Dixon	Houston	10-10-2009	21
134	Vick Ballard	Houston	10-9-2010	14
133	Dak Prescott	Auburn	9-14-2013	22
133	David Fair	Tennessee	9-12-1987	12
133	James Johnson	Memphis	8-30-1997	21
133	James Johnson	Auburn	10-10-1998	25
133	Jerious Norwood	Kentucky	10-25-2003	11
133	Anthony Dixon	Ole Miss	11-28-2009	29
132	Wayne Jones	Florida	11-24-1973	21
132	Dennis Johnson	Louisville	9-18-1976	17
132	Keffer McGee	Baylor	9-16-1995	32
132	Nick Fitzgerald	Miami (Ohio)	12-26-2016	18
131	Nick Fitzgerald	LSU	10-20-2018	23
131	Joe Reed	Vanderbilt	9-26-1970	18
131	Dennis Johnson	Florida	9-27-1975	15
131	Dicenzo Miller	Kentucky	11-3-2001	26
131	Anthony Dixon	Tulane	9-8-2007	27
131	Chris Relf	Ole Miss	11-28-2009	15
131	LaDarius Perkins	UAB	10-23-2010	18
131	Nick Fitzgerald	Arkansas	11-9-2016	17
130	Joe Fortunato	Tulane	11-7-1952	19
130	Don Smith	Southern Miss	10-6-1984	11
130	Keffer McGee	South Carolina	10-14-1995	29
129	Charles Evans	Tulane	11-7-1953	18
129	John Bond	Ole Miss	11-19-1983	30
128	Lawrence Matulich	Southern Miss	11-22-1947	22
128	Michael Davis	South Carolina	10-16-1993	33
127	Kenny Roberts	Memphis	11-10-1990	25
127	Keffer McGee	Kentucky	10-28-1995	29
<b>126</b>	<b>Kylin Hill</b>	<b>Auburn</b>	<b>10-6-2018</b>	<b>23</b>
126	Anthony Dixon	Middle Tenn.	10-25-2008	27
126	Marcus Rhoden	Florida	9-26-1964	10
126	James Jones	North Texas	9-3-1977	12
126	Kenny Roberts	Texas	9-5-1992	16
125	LaDarius Perkins	Middle Tenn.	10-20-2012	20
125	Walter Packer	Kansas State	10-5-1974	16
125	Walter Packer	Memphis	10-19-1974	18
125	Rodney Peters	Tulane	10-18-1986	14
125	Anthony Dixon	Ole Miss	11-25-2006	25
124	Josh Robinson	UAB	9-6-2014	20
124	Hank Phillips	LSU	11-14-1987	29
124	Michael Davis	Tulane	9-25-1993	21
123	Walter Packer	William & Mary	9-7-1974	8
123	Kevin Bouie	Alabama	11-12-1994	17
123	Nick Turner	Auburn	10-6-2003	13
123	Jerious Norwood	Murray State	9-3-2005	16
123	Anthony Dixon	Vanderbilt	9-19-2009	21
121	Keytaon Thompson	Ole Miss	11-23-2017	26
121	Dak Prescott	Auburn	10-11-2014	21
121	Andy Rhoades	Georgia	9-17-1966	20
121	Wayne Jones	LSU	11-17-1973	19
121	Kenny Roberts	Tulane	10-20-1990	10
121	Dontae Walker	Ole Miss	11-23-2000	14
121	Dicenzo Miller	Ole Miss	11-22-2001	22
121	Jerious Norwood	Kentucky	10-29-2005	20
121	Anthony Dixon	Alabama	11-4-2006	25
120	Joe Fortunato	Arkansas State	10-4-1952	13
120	Walter Packer	Louisville	10-26-1974	11
120	Walter Packer	Florida	9-25-1976	12
120	Kevin Bouie	Arkansas	11-6-1993	25
120	Michael Davis	Tennessee	9-24-1994	26
120	Michael Davis	Arkansas State	10-1-1994	17
120	Michael Davis	South Carolina	10-15-1994	21

120	Tony Buckhalter	Northeast La.	11-2-1996	19
120	Dontae Walker	Oklahoma State	9-18-1999	8
119	Wayne Jones	Alabama	11-3-1973	22
119	Dennis Johnson	Memphis	10-16-1976	15
119	James Johnson	Ole Miss	11-29-1997	21
119	Dicenzo Miller	BYU	12-1-2001	12
119	Christian Ducre	Kentucky	10-27-2007	19
119	Vick Ballard	Alcorn State	10-2-2010	8
119	Nick Fitzgerald	Samford	10-29-2016	19
118	Joe Fortunato	Ole Miss	11-29-1952	21
118	Hank Phillips	Alabama	10-31-1987	25
118	Dicenzo Miller	LSU	10-21-2000	17
117	Nick Fitzgerald	Ole Miss	11-22-2018	18
117	Dak Prescott	Kentucky	10-24-2015	13
117	Wayne Jones	Vanderbilt	9-22-1973	13
117	Michael Haddix	Louisiana Tech	9-13-1980	15
117	Hank Phillips	Alabama	11-2-1985	22
117	Keffer McGee	Arkansas	11-4-1995	27
117	Dicenzo Miller	Kentucky	11-4-2000	19
117	Dontae Walker	Alabama	11-13-2000	16
116	Wayne Jones	Auburn	11-10-1973	29
116	John Bond	Louisiana Tech	9-13-1980	13
115	Nick Fitzgerald	Kentucky	10-21-2017	12
115	Wally Beech	Alabama	10-28-1950	18
115	Orlando Lundie	LSU	11-17-1984	22
114	Aeris Williams	UMass	11-4-2017	24
114	Aeris Williams	BYU	10-14-2017	23
114	Harper Davis	Auburn	11-8-1947	7
114	Walter Packer	Rice	10-11-1975	18
114	James Jones	Memphis	9-23-1978	10
114	John Bond	Arkansas State	9-11-1982	13
114	Rodney Peters	Arkansas State	9-7-1985	20
114	Dicenzo Miller	Middle Tenn.	10-28-2000	12
113	Wayne Jones	Louisville	10-20-1973	23
113	Bruce Threadgill	Florida	9-27-1975	22
113	Dennis Johnson	Washington	9-10-1977	23
113	Michael Haddix	Memphis	9-18-1982	10
113	Robert Isaac	Memphis	8-30-1997	20
113	Jerious Norwood	Vanderbilt	10-4-2003	22
112	Michael Haddix	LSU	11-13-1982	15
112	James Johnson	Texas	1-1-1999	22
112	Jerious Norwood	Tulane	9-4-2004	20
111	Nick Fitzgerald	Louisiana Tech	9-9-2017	10
111	Dak Prescott	UAB	9-6-2014	18
111	Albert Williams	La.-Lafayette	9-5-1987	8
111	Orlando Wade	Vanderbilt	9-2-1989	19
111	Tay Galloway	LSU	11-17-1990	22
111	James Johnson	Vanderbilt	9-5-1998	23
111	Fred Reid	Troy State	10-12-2002	18
111	Jerious Norwood	Florida	10-8-2005	13
110	LaDarius Perkins	Kentucky	10-6-2012	25
110	Tommy Garrison	Texas Tech	10-7-1967	35
110	Nakia Greer	Northeast La.	11-2-1996	10
110	Nick Fitzgerald	UMass	9-25-2016	15
<b>109</b>	<b>Keytaon Thompson</b>	<b>Stephen F. Austin</b>	<b>9-1-2018</b>	<b>10</b>
109	Billy Hill	Memphis	10-24-1959	10
109	Dennis Johnson	Kentucky	10-9-1976	23
109	Stanley Howell	Southern Miss	10-27-1979	8
109	Hank Phillips	Auburn	10-26-1985	15
109	Don Smith	Ole Miss	11-22-1986	21
109	Jerious Norwood	Arkansas	11-22-2004	23
109	Chris Relf	Georgia	9-25-2010	20
108	Kylin Hill	Ole Miss	11-22-2018	17
108	Wally Beech	Clemson	10-9-1949	17
108	Keffer McGee	South Carolina	9-28-1996	24
108	Dicenzo Miller	Memphis	9-3-2001	12
108	Anthony Dixon	Tennessee	10-13-2007	26
107	Nick Fitzgerald	Louisiana Tech	11-3-2018	18
107	Nick Fitzgerald	Louisiana	9-15-2018	15
107	Aeris Williams	Louisiana Tech	9-9-2017	9
107	Josh Robinson	Texas A&M	10-4-2014	17
107	Barry Cotney	Tampa	10-2-1965	11
107	Donald King	Miami (Fla.)	10-18-1980	13
107	Don Smith	Tulane	10-18-1986	17
107	Michael Davis	Alabama	11-12-1994	21
107	Anthony Dixon	Vanderbilt	10-11-2008	27
107	Nick Fitzgerald	Kentucky	10-22-2016	16
106	Ode Burrell	Tulane	10-12-1962	4



106	Lewis Grubbs	Alabama	10-31-1970	8
106	Michael Haddix	Tulane	9-4-1982	14
106	Anthony Dixon	LSU	9-26-2009	27
106	Anthony Dixon	Georgia Tech	10-3-2009	18
106	Chris Relf	Auburn	9-10-2011	27
105	Nick Fitzgerald	Texas A&M	10-28-2017	18
105	Dak Prescott	LSU	9-20-2014	22
105	Jackie Parker	Arkansas State	10-4-1952	18
105	Bruce Threadgill	Kentucky	10-9-1976	24
105	Henry Koontz	Colorado State	10-10-1981	23
105	Hank Phillips	Louisiana Tech	9-3-1988	19
105	Kevin Bouie	Tulane	9-25-1993	15
104	Aeris Williams	Arkansas	11-17-2018	15
104	Andy Rhoades	Richmond	10-11-1966	21
104	Rockey Felker	Vanderbilt	9-22-1973	7
104	Bruce Threadgill	Auburn	11-8-1975	20
104	Dwayne Brown	Memphis	9-8-1979	14
104	Stanley Howell	Auburn	11-10-1979	8
104	Al Rickey Edwards	Navy	9-17-1983	16
104	Don Smith	Syracuse	9-14-1985	17
104	Don Smith	Florida	9-27-1986	24
104	Wayne Madkin	BYU	9-14-2000	7
104	Dontae Walker	Middle Tenn.	10-28-2000	14
104	Dicenzo Miller	Alabama	11-11-2000	16
103	Nick Fitzgerald	Iowa	1-1-2019	20
103	Nick Fitzgerald	BYU	10-14-2017	15
103	Dak Prescott	LSU	10-5-2013	12
103	Dwayne Brown	Florida State	10-13-1979	25
103	Robert Isaac	Northeast La.	11-2-1996	14
103	Anthony Dixon	Auburn	9-15-2007	29
103	Vick Ballard	Kentucky	10-30-2010	14
103	Chris Relf	Arkansas	11-20-2010	31
102	Hoyle Granger	Alabama	10-30-1965	21
102	Melvin Barkum	Florida State	10-14-1972	12
102	Don Smith	Syracuse	9-6-1986	23
102	Don Smith	Tennessee	9-13-1986	14
102	Karl Williamson	Tulane	9-25-1993	12
102	Michael Davis	Alabama	11-13-1993	23
102	Vick Ballard	UT Martin	11-5-2011	11
101	Aeris Williams	Louisiana	9-15-2018	11
101	Nick Fitzgerald	Arkansas	11-18-2017	22
101	Josh Robinson	Arkansas	11-23-2013	17
101	Don Morris	Tulane	11-7-1953	15
101	Hoyle Granger	Alabama	10-31-1964	17
101	Dennis Johnson	Southern Miss	10-23-1976	19
101	Michael Haddix	Ole Miss	11-20-1982	15
101	Dontae Walker	Kentucky	11-4-2000	15
101	Dontae Walker	Alabama	11-10-2001	15
101	Vick Ballard	UAB	10-8-2011	11
100	LaDarius Perkins	Tennessee	10-13-2012	23
100	Wally Beech	Ole Miss	12-2-1950	19
100	Walter Packer	Southern Miss	10-4-1975	15
100	Michael Haddix	Marshall	10-20-1979	8
100	Don Smith	Missouri	9-22-1984	19
100	Michael Davis	Kentucky	10-31-1992	8





### YEAR-BY-YEAR INDIVIDUAL 100-YARD RUSHING GAMES

1944	.....	2
1945	.....	0
1946	.....	0
1947	.....	3
1948	.....	0
1949	.....	1
1950	.....	2
1951	.....	0
1952	.....	6
1953	.....	2
1954	.....	0
1955	.....	0
1956	.....	0
1957	.....	0
1958	.....	0
1959	.....	1
1960	.....	0
1961	.....	0
1962	.....	1
1963	.....	0
1964	.....	2
1965	.....	2
1966	.....	2
1967	.....	1
1968	.....	0
1969	.....	0
1970	.....	2
1971	.....	0
1972	.....	1
1973	.....	8
1974	.....	10
1975	.....	7
1976	.....	8
1977	.....	2
1978	.....	2
1979	.....	6
1980	.....	5
1981	.....	3
1982	.....	5
1983	.....	3
1984	.....	4
1985	.....	6
1986	.....	6
1987	.....	5
1988	.....	1
1989	.....	4
1990	.....	3
1991	.....	2
1992	.....	2
1993	.....	7
1994	.....	9
1995	.....	5
1996	.....	6
1997	.....	5
1998	.....	7
1999	.....	2
2000	.....	13
2001	.....	5
2002	.....	2
2003	.....	5
2004	.....	5
2005	.....	5
2006	.....	2
2007	.....	5
2008	.....	3
2009	.....	9
2010	.....	7
2011	.....	7
2012	.....	4
2013	.....	5
2014	.....	8
2015	.....	1
2016	.....	10
2017	.....	12
2018	.....	13
TOTAL	.....	282

### SAME GAME 100-YARD RUSHING PERFORMANCES


NAMES (YARDS)	OPPONENT	COMBINED ATT./YDS.
Nick Fitzgerald (18/117) and Kylin Hill (17/108)	Ole Miss, 2018	35/225
Nick Fitzgerald (28/195) and Kylin Hill (23/126)	Auburn, 2018	51/321
Nick Fitzgerald (15/107) and Aeris Williams (11/101)	Louisiana, 2018	26/208
Nick Fitzgerald (19/159) and Kylin Hill (17/211)	Kansas State, 2018	36/370
Nick Fitzgerald (17/135) and Aeris Williams (24/114)	UMass, 2017	41/249
Aeris Williams (23/114) and Nick Fitzgerald (15/103)	BYU, 2017	38/217
Nick Fitzgerald (10/111) and Aeris Williams (9/107)	Louisiana Tech, 2017	19/218
Nick Fitzgerald (14/258) and Aeris Williams (25/191)	Ole Miss, 2016	39/449
Nick Fitzgerald (20/182) and Aeris Williams (24/140)	Texas A&M, 2016	44/324
Josh Robinson (20/124) and Dak Prescott (18/111)	UAB, 2014	38/235
Josh Robinson (16/197) and Dak Prescott (22/105)	LSU, 2014	38/302
Vick Ballard (21/135) and Chris Relf (27/106)	Auburn, 2011	48/241
Vick Ballard (33/150) and Chris Relf (31/103)	Arkansas, 2010	64/253
Dicenzo Miller (19/117) and Dontae Walker (15/101)	Kentucky, 2000	34/218
Anthony Dixon (29/124) and Chris Relf (15/131)	Ole Miss, 2009	44/264
Dicenzo Miller (12/114) and Dontae Walker (14/104)	Middle Tennessee State, 2000	26/218
Dicenzo Miller (19/172) and Dontae Walker (25/156)	Florida, 2000	44/328
Dontae Walker (16/117) and Dicenzo Miller (16/104)	Alabama, 2000	32/221
James Johnson (21/133) and Robert Isaac (20/113)	Memphis, 1997	41/246
Tony Buckhalter (19/120), Nakia Greer (10/110) and Robert Isaac (14/103)	Northeast La., 1996	43/333
Kevin Bouie (27/141) and Michael Davis (24/139)	Ole Miss, 1994	51/280
Kevin Bouie (17/123) and Michael Davis (21/107)	Alabama, 1994	38/230
Michael Davis (29/124), Kevin Bouie (15/105) and Karl Williamson (12/102)	Tulane, 1993	48/331
Kenny Roberts (14/167) and Orlando Wade (19/111)	Vanderbilt, 1989	33/278
Rodney Peters (14/125) and Don Smith (17/107)	Tulane, 1986	31/232
Michael Haddix (17/181) and Henry Koontz (23/105)	Colorado State, 1981	40/286
Michael Haddix (15/117) and John Bond (13/116)	Louisiana Tech, 1980	28/233
Walter Packer (17/149) and Dennis Johnson (15/119)	Memphis, 1976	32/268
Dennis Johnson (23/109) and Bruce Threadgill (24/105)	Kentucky, 1976	47/214
Dennis Johnson (15/131) and Bruce Threadgill (22/113)	Florida, 1975	37/244
Walter Packer (24/183) and Terry Vitrano (20/164)	North Carolina, 1974	44/347
Dennis Johnson (26/198) and Walter Packer (18/125)	Memphis, 1974	44/323
Wayne Jones (13/117) and Rocky Felker (7/104)	Vanderbilt, 1973	20/221
Charles Evans (18/129) and Don Morris (15/101)	Tulane, 1953	33/230
Joe Fortunato (13/120) and Jackie Parker (18/105)	Arkansas State, 1952	31/225

### SAME GAME 100-YARD RECEIVING PERFORMANCES

NAMES (YARDS)	OPPONENT	COMBINED REC./YDS.
Donald Gray (4/207) and Fred Ross (9/107)	Samford, 2016	13/314
Fred Ross (10/154) and Brandon Holloway (4/101)	Arkansas, 2015	14/255
Fred Ross (11/115) and De'Runnya Wilson (4/102)	Missouri, 2015	15/117
Joe Morrow (6/117), De'Runnya Wilson (9/105) and Fred Ross (6/102)	Georgia Tech, 2014	21/324
Josh Robinson (6/110) and Fred Ross (4/107)	Arkansas, 2014	10/217
Brandon Heavens (5/112) and Chad Bumphis (4/100)	Memphis, 2010	9/212
Justin Jenkins (9/172) and McKinley Scott (6/115)	Houston, 2003	15/287
Terrell Grindle (3/118) and Ray Ray Bivines (2/109)	Jacksonville State, 2002	5/227
Fred Hadley (7/166) and Jerry Bouldin (5/115)	Alabama, 1988	12/281
Sandy Braswell (5/118) and Bill Buckley (4/105)	Northeast La., 1972	9/223

### 300-YARDS PASSING/100-YARDS RUSHING BY SAME PLAYER

NAME	DATE	OPPONENT	YARDS PASSING	YARDS RUSHING
Keytaon Thompson	9-1-18	Stephen F. Austin	364	109
Nick Fitzgerald	10-29-16	Samford	417	119
Dak Prescott	10-24-15	Kentucky	348	117
Nick Fitzgerald	11-19-16	Arkansas	328	131
Nick Fitzgerald	9-24-16	at UMass	305	110



Fred Ross broke the school record for career 100-yard receiving games with 10 from 2014-16.

### YEAR-BY-YEAR INDIVIDUAL 100-YARD RECEIVING GAMES

1944	.....	0
1945	.....	0
1946	.....	1
1947	.....	0
1948	.....	0
1949	.....	0
1950	.....	0
1951	.....	0
1952	.....	0
1953	.....	0
1954	.....	0
1955	.....	0
1956	.....	0
1957	.....	0
1958	.....	0
1959	.....	0
1960	.....	0
1961	.....	0
1962	.....	0
1963	.....	0
1964	.....	0
1965	.....	0
1966	.....	1
1967	.....	0
1968	.....	2
1969	.....	5
1970	.....	2
1971	.....	0
1972	.....	5
1973	.....	2
1974	.....	1
1975	.....	1
1976	.....	0
1977	.....	2
1978	.....	5
1979	.....	0
1980	.....	0
1981	.....	2
1982	.....	3
1983	.....	1
1984	.....	1
1985	.....	3
1986	.....	0
1987	.....	2
1988	.....	3
1989	.....	0
1990	.....	1
1991	.....	1
1992	.....	1
1993	.....	3
1994	.....	2
1995	.....	4
1996	.....	1
1997	.....	1
1998	.....	2
1999	.....	3
2000	.....	0
2001	.....	2
2002	.....	5
2003	.....	5
2004	.....	1
2005	.....	0
2006	.....	5
2007	.....	1
2008	.....	1
2009	.....	1
2010	.....	4
2011	.....	1
2012	.....	4
2013	.....	1
2014	.....	6
2015	.....	7
2016	.....	4
2017	.....	0
2018	.....	2
TOTAL	.....	111



## 500-YARD PASSING GAMES

Yds.	Player	Opponent	Date
508	Dak Prescott	Arkansas	11-21-2015

## 400-YARD PASSING GAMES

Yds.	Player	Opponent	Date
466	Derrick Taite	Tulane	10-22-1994
453	Dak Prescott	Georgia Tech	12-31-2014
429	Dave Marler	Alabama	11-4-1978
421	Wesley Carroll	Arkansas	11-17-2007
417	Nick Fitzgerald	Samford	10-29-2016
405	Todd Jordan	Florida	10-2-1993

## 300-YARD PASSING GAMES

Yds.	Player	Opponent	Date
384	Mike Henig	Kentucky	10-28-2006
380	Dak Prescott	NC State	12-30-2015
370	Todd Jordan	Memphis	9-4-1993
364	Keytaon Thompson	Stephen F. Austin	9-1-2018
360	Kevin Fant	Houston	9-20-2003
348	Dak Prescott	Kentucky	10-24-2015
347	Dak Prescott	Louisiana Tech	10-17-2015
346	Kevin Fant	BYU	12-1-2001
340	Kevin Fant	Ole Miss	11-28-2002
336	Kevin Fant	Jacksonville State	9-14-2002
335	Dak Prescott	LSU	9-12-2015
335	Tony Shell	Alabama	10-29-1988
335	Tony Shell	Alabama	10-29-1988
331	Dak Prescott	Arkansas	11-1-2014
328	Nick Fitzgerald	Arkansas	11-29-2016
312	Tony Shell	Southern Miss	10-15-1988
311	Derrick Taite	Tennessee	9-23-1995
309	Tony Shell	Kentucky	10-13-1990
307	Dave Marler	Florida State	10-14-1978
306	Dave Marler	Ole Miss	11-25-1978
305	Nick Fitzgerald	UMass	9-25-2016
303	Dak Prescott	Missouri	11-5-2015
300	Dak Prescott	Alabama	11-14-2015



Dak Prescott shattered the MSU career record for 300-yard passing games with nine.

## 250-YARD PASSING GAMES

Yds.	Player	Opponent	Date
297	Don Smith	Alabama	11-2-1985
296	Derrick Taite	Memphis	9-2-1995
295	Tyler Russell	LSU	11-12-2012
291	Tyler Russell	Tennessee	10-13-2012
290	Dak Prescott	Alabama	11-15-2014
290	Tommy Pharr	Ole Miss	11-27-1969
288	Derrick Taite	Auburn	10-7-1995
288	Chris Relf	Ole Miss	11-27-2010
287	Don Smith	Kentucky	11-12-1985
287	Greg Plump	North Carolina	1-2-1993
285	Kevin Fant	Oregon	8-31-2003
284	Dak Prescott	Southern Miss	8-30-2014
284	Don Smith	Southern Miss	9-21-1985
283	Dak Prescott	Rice	12-31-2013
283	Mike Davis	Southern Miss	10-17-1987
282	Dak Prescott	Ole Miss	11-29-2014
281	Chris Relf	Michigan	1-1-2011
278	Tyson Lee	Georgia Tech	10-3-2009
277	Tommy Pharr	Florida State	11-9-1968

274	Tyler Russell	Arkansas	11-17-2012
274	Dave Marler	Memphis	9-23-1978
270	Dak Prescott	Auburn	9-26-2015
269	Tyler Russell	Kentucky	10-6-2012
268	Dak Prescott	Texas A&M	10-4-2014
268	Dak Prescott	LSU	9-20-2014
268	Dak Prescott	Kentucky	10-24-2013
268	Tyler Russell	Ole Miss	11-24-2012
266	Tony Shell	Georgia	9-17-1988
263	Tyler Russell	Arkansas	11-23-2013
263	Kevin Fant	Ole Miss	11-22-2001
262	Wayne Madkin	Alabama	11-11-2000
261	Derrick Taite	LSU	9-9-1995
261	Wayne Madkin	South Carolina	9-20-2001
261	Tyson Lee	Kentucky	11-01-2009
260	Tony Shell	Tulane	11-19-1988
258	Tommy Pharr	Alabama	11-1-1969
258	John Bond	Florida	9-25-1982
257	Wayne Madkin	Vanderbilt	10-2-1999
256	Bruce Threadgill	Auburn	11-5-1977
256	Tyler Russell	Memphis	9-4-2010
254	Dak Prescott	Ole Miss	11-28-2015
250	Tommy Pharr	Southern Miss	10-11-1969
250	Omarr Conner	Maine	9-18-2004

## 200-YARD RECEIVING GAMES

Yds.	Player	Opponent	Date	Rec.
220	Jameon Lewis	Rice	12-31-2013	9
215	David Smith	Texas Tech	10-17-1970	12
208	Sammy Milner	Texas Tech	10-19-1968	9
208	Danny Knight	Florida	9-25-1982	8
208	Jamaye Smith	Arkansas	11-17-2007	10
207	Donald Gray	Samford	10-29-2016	4

## 100-YARD RECEIVING GAMES

Yds.	Player	Opponent	Date	Rec.
194	David Smith	Ole Miss	11-27-1969	14
192	Tony Burks	Kentucky	10-28-2006	7
183	Eric Moulds	Tennessee	9-23-1995	15
180	Chad Bumphis	Troy	9-15-2012	6
175	Mardye McDole	Florida State	10-14-1978	9
174	Mardye McDole	Tennessee	10-28-1978	4
172	Justin Jenkins	Houston	9-20-2003	9
171	Fred Ross	Arkansas	11-29-2016	10
168	Mardye McDole	Alabama	11-4-1978	9
166	Fred Hadley	Alabama	10-29-1988	7
164	Justin Jenkins	Tulane	9-13-2003	9
160	Danny Knight	Tulane	9-4-1982	8
160	Eric Moulds	Tulane	10-22-1994	5
157	Eric Moulds	LSU	9-9-1995	8
154	Fred Ross	Arkansas	11-14-2015	10
154	Bill Buckley	Florida State	10-13-1973	6
153	Louis Clark	Kentucky	10-12-1985	7
148	Mardye McDole	Auburn	11-5-1977	6
147	Kelvin Love	Kentucky	11-4-1999	6
146	Chad Bumphis	Ole Miss	11-24-2012	6
146	Sammy Milner	Auburn	9-28-1968	12
144	Chris Jones	Florida	10-2-1993	5
143	Mardye McDole	Ole Miss	11-25-1978	7
140	Donald Gray	Northwestern St.	9-19-2015	4
140	Chad Bumphis	LSU	11-10-2012	9
140	LaDarius Perkins	Ole Miss	11-27-2010	3
138	David Smith	Richmond	9-20-1969	11
136	Bill Buckley	Kentucky	10-7-1972	8
133	Justin Jenkins	BYU	12-1-2001	7
133	Chad Bumphis	Alcorn State	10-2-2010	9
132	Kevin Prentiss	Arkansas	11-21-1998	7
131	David Smith	Mississippi	11-21-1970	6
130	Stephen Guidry	Texas A&M	10-27-2018	3
130	Tony Burks	Tulane	9-16-2006	4
127	Fred Hadley	Alabama	10-31-1987	5
127	Willie Harris	South Carolina	10-17-1992	8
127	Willie Harris	North Carolina	1-2-1993	8
126	Mardye McDole	Ole Miss	11-19-1977	6
126	Fred Ross	UMass	9-25-2016	8
125	Art Mordecai	Memphis	10-27-1984	3
125	Fred Hadley	Southern Miss	10-15-1988	7
124	Bill Buckley	Houston	10-28-1972	9
123	Chad Bumphis	Georgia Tech	10-3-2009	6
120	Eric Moulds	Arkansas	11-5-1994	7
120	Keffe McGee	Auburn	10-7-1995	3
119	Sammy Milner	Florida	10-5-1968	8
119	Shaston Coleman	Memphis	9-2-1995	4
118	David Smith	Southern Miss	10-11-1969	6
118	Sandy Braswell	Northeast La.	9-16-1972	5

118	Terrell Grindle	Jacksonville St.	9-14-2002	3
118	Justin Jenkins	Vanderbilt	10-4-2003	8
118	Tony Burks	West Virginia	10-7-2006	4
117	Fred Ross	Ole Miss	11-28-2015	12
117	Joe Morrow	Georgia Tech	12-31-2014	6
117	De'Runnya Wilson	Ole Miss	11-29-2014	8
117	David Smith	Florida	9-19-1970	10
117	Will Prosser	Maine	9-18-04	4
116	Jameon Lewis	LSU	9-20-2014	5
116	Glen Young	Auburn	10-24-1981	8
116	Justin Jenkins	Ole Miss	11-22-2001	7
115	Fred Ross	Missouri	11-5-2015	11
115	Jerry Bouldin	Alabama	10-29-1988	5
115	Kenny Causey	Alabama	11-13-1993	7
115	Ray Ray Bivines	Ole Miss	11-28-2002	6
115	McKinley Scott	Houston	9-20-2003	6
114	Osirus Mitchell	Stephen F. Austin	9-1-2018	2
114	Fred Ross	Alabama	11-14-2015	8
114	Bill Buckley	Kentucky	10-6-1973	9
114	James Bloodworth	Alabama	11-2-1985	5
113	Willie Harris	Kentucky	10-13-1990	5
113	Willie Harris	Memphis	10-19-1991	5
113	Justin Jenkins	Auburn	10-18-2003	7
113	Jameon Lewis	Memphis	9-1-2011	4
112	Jerry Price	LSU	11-14-1981	3
112	Danny Knight	Arkansas State	9-11-1982	3
112	Brandon Heavens	Memphis	9-4-2010	5
111	Jameon Lewis	LSU	10-5-2013	7
111	Danny Knight	Alabama	10-29-1983	6
110	Josh Robinson	Arkansas	11-1-2014	6
110	Mardye McDole	Memphis	9-23-1978	5
110	Danny Knight	Ole Miss	11-20-1982	3
109	Harland Reed	LSU	11-12-1966	6
109	Terrell Grindle	Auburn	10-9-1999	6
109	Kelvin Love	Alabama	11-13-1999	4
109	Ray Ray Bivines	Jacksonville St.	9-14-2002	2
107	Fred Ross	Arkansas	11-1-2014	4
107	Fred Ross	Samford	10-29-2016	9
108	Terrell Grindle	Kentucky	11-2-2002	3
106	Gavin Rees	Rice	10-11-1975	7
106	Robert Isaac	Louisiana Tech	9-21-1996	6
106	Kevin Prentiss	Oklahoma State	9-19-1998	3
106	Terrell Grindle	South Carolina	10-5-2002	5
106	Tony Burks	Georgia	10-21-2006	4
105	De'Runnya Wilson	Georgia Tech	12-21-2014	9
105	John Grace	Murray State	11-2-1946	2
105	Bill Buckley	Northeast La.	9-16-1972	4
104	Chad Bumphis	Kentucky	10-6-2012	9
103	Fred Ross	Texas A&M	10-3-2015	11
103	Bill Buckley	Ole Miss	11-25-1972	6
103	Kenny Rogers	Florida	9-28-1985	7
103	Fred Hadley	Southern Miss	10-17-1987	7
103	Tony Burks	LSU	9-30-2006	4
102	Fred Ross	Georgia Tech	12-31-2014	6
102	De'Runnya Wilson	Missouri	11-5-2015	4
102	Sammy Milner	Florida	9-27-1969	9
102	David Smith	LSU	11-15-1969	5
102	Brandon McRae	Georgia Tech	9-20-2008	10
101	Brandon Holloway	Arkansas	11-21-2015	4
101	Kevin Prentiss	South Carolina	9-27-1997	2
101	Anthony Dixon	Ole Miss	11-23-2007	7
100	Howard Lewis	Auburn	9-22-1974	7
100	Chad Bumphis	Memphis	9-4-2010	4



Jameon Lewis holds the MSU single-game record for receiving yards with 220 in the 2013 Liberty Bowl.



## PASSING

Year	Player	Att.	Cmp.	Pct.	Yds.	TD
1946	Billy Murphy	60	21	.350	279	5
1947	Tom McWilliams	61	30	.492	360	3
1948	Tom McWilliams	74	41	.554	412	4
1949	Don Robinson	105	29	.276	303	1
1950	Frank Branch	40	24	.600	313	1
1951	Frank Branch	44	20	.455	198	0
1952	Jackie Parker	97	45	.464	811	8
1953	Jackie Parker	69	41	.594	603	7
1954	Bobby Collins	45	20	.444	337	3
1955	Bill Stanton	57	27	.474	554	5
1956	Billy Stacy	71	32	.451	464	3
1957	Billy Stacy	41	13	.317	248	3
1958	Billy Stacy	70	32	.457	388	2
1959	John Corroero	44	21	.477	251	2
1960	Charlie Furlow	114	63	.553	599	2
1961	Charlie Furlow	65	36	.554	389	0
1962	Charlie Furlow	111	62	.559	744	3
1963	Sonny Fisher	74	36	.486	353	2
1964	Ashby Cook	61	35	.574	426	2
1965	Ashby Cook	162	78	.481	1032	8
1966	Don Saget	166	69	.416	753	2
1967	Tommy Pharr	71	26	.366	279	4
1968	Tommy Pharr	319	173	.542	1838	9
1969	Tommy Pharr	258	140	.543	1603	11
1970	Joe Reed	294	138	.469	1616	8
1971	Hal Chealander	155	66	.426	937	2
1972	Rockey Felker	161	74	.460	992	6
1973	Rockey Felker	106	60	.566	782	9
1974	Rockey Felker	155	73	.471	1147	8
1975	Bruce Threadgill	123	43	.350	575	2
1976	Bruce Threadgill	89	45	.506	807	7
1977	Bruce Threadgill	219	91	.416	1317	7
1978	Dave Marler	287	163	.568	2422	11
1979	Tony Black	62	23	.371	363	2
1980	John Bond	133	59	.444	849	5
1981	John Bond	144	65	.451	875	4
1982	John Bond	183	91	.497	1591	7
1983	John Bond	205	92	.449	1306	2
1984	Don Smith	176	75	.426	1236	6
1985	Don Smith	312	143	.458	2332	15
1986	Don Smith	244	120	.492	1609	10
1987	Mike Davis	129	60	.465	779	2
1988	Tony Shell	335	153	.457	1884	13
1989	Tony Shell	87	45	.517	499	2
1990	Tony Shell	293	151	.515	1909	10
1991	Sleepy Robinson	141	77	.546	1167	8
1992	Greg Plump	129	54	.419	863	4
1993	Todd Jordan	294	131	.446	1935	11
1994	Derrick Taite	220	110	.500	1806	14
1995	Derrick Taite	309	165	.534	2241	16
1996	Derrick Taite	171	75	.439	1009	6
1997	Matt Wyatt	201	92	.458	1369	6
1998	Wayne Madkin	199	96	.482	1532	11
1999	Wayne Madkin	257	135	.525	1884	10
2000	Wayne Madkin	246	138	.561	1908	8
2001	Kevin Fant	170	94	.551	1352	8
2002	Kevin Fant	311	163	.524	1918	10
2003	Kevin Fant	351	186	.530	2151	14
2004	Omarr Conner	205	107	.522	1224	6
2005	Omarr Conner	167	86	.515	903	8
2006	Michael Henig	169	74	.438	1201	7
2007	Wesley Carroll	255	134	.525	1392	9
2008	Tyson Lee	260	153	.588	1519	7
2009	Tyson Lee	221	130	.588	1444	4
2010	Chris Relf	220	129	.586	1789	13
2011	Chris Relf	190	114	.600	1212	10
2012	Tyler Russell	394	231	.586	2897	24
2013	Dak Prescott	267	156	.584	1940	10
2014	Dak Prescott	396	244	.616	3449	27
2015	Dak Prescott	477*	316*	.662	3793	29
2016	Nick Fitzgerald	361	196	.543	2423	21
2017	Nick Fitzgerald	286	159	.556	1782	15
2018	Nick Fitzgerald	281	145	.516	1767	16

\*Led SEC

## RECEIVING

Year	Player	Rec.	Yds.	Avg.	TD
1946	Kermit Davis	11	158	14.4	1
1947	Harper Davis	15	229	15.3	3
1948	Harper Davis	12	94	7.8	1
1949	Murry Alexander	14	131	9.4	1
1950	Steve Clark	14	150	11.5	3
1951	John Katusa	10	73	7.3	0
1952	Norm Duplain	14	265	18.9	0
1953	Art Davis	11	150	13.6	3
1954	Levine Hollingshead	11	180	16.4	2
1955	Ron Bennett	12	248	20.7	3
1956	Ron Bennett	15	227	15.1	2
1957	Gil Peterson	7	95	13.6	2
1958	P.L. Blake	6	85	14.2	0
1959	Lee Welch	14	127	9.1	0
1960	Lee Welch	12	98	8.2	0
1961	Johnny Baker	22	323	14.7	1
1962	Ode Burrell	24	204	8.5	2
1963	Tommy Inman	12	179	14.9	2
1964	Tommy Inman	21	338	16.1	2
1965	Don Saget	24	373	15.5	4
1966	Marcus Rhoden	31	365	11.8	0
1967	Johnny Woitt	8	82	10.3	2
1968	Sammy Milner	*64	909	14.2	5
1969	Sammy Milner	64	745	11.6	6
1970	David Smith	*74	987	13.3	6
1971	Eric Hoggatt	28	365	13.0	0
1972	Bill Buckley	*47	776	16.5	6
1973	Bill Buckley	*41	661	16.1	7
1974	Howard Lewis	21	330	15.7	1
1975	Gavin Rees	18	292	16.2	2
1976	Robert Chatman	15	277	18.5	3
1977	Mardye McDole	29	510	17.6	2
1978	Mardye McDole	*48	1035	21.6	7
1979	Mardye McDole	20	380	19.0	3
1980	Mardye McDole	19	289	15.2	1
1981	Glen Young	19	263	13.8	1
1982	Danny Knight	37	924	25.0	7
1983	Danny Knight	34	671	19.7	2
1984	Mikel Williams	23	177	7.7	1
1985	Jeff Patton	34	416	12.2	2
1986	Fred Hadley	28	529	18.9	3
1987	Fred Hadley	28	499	17.8	1
1988	Fred Hadley	29	477	16.5	5
1989	Jesse Anderson	21	230	11.0	0
1990	Jerry Bouldin	32	447	14.0	6
1991	Willie Harris	24	529	22.0	1
1992	Willie Harris	35	574	16.4	3
1993	Chris Jones	24	541	22.5	2
1994	Eric Moulds	39	845	21.7	7
1995	Eric Moulds	62	779	12.6	6
1996	Lamont Woodberry	27	305	11.3	2
1997	Lamont Woodberry	24	342	14.2	3
1998	Kevin Prentiss	38	681	17.9	3
1999	Kelvin Love	43	834	19.4	3
2000	Terrell Grindle	31	436	14.1	2
2001	Justin Jenkins	42	661	15.7	8
2002	Ray Ray Bivines	40	511	12.8	4
2003	Justin Jenkins	62	880	14.2	9
2004	Will Prosser	24	328	13.7	0
2005	Will Prosser	28	286	10.2	0
2006	Tony Burks	35	850	24.3	5
2007	Jamaye Smith	33	510	15.5	3
2008	Brandon McRae	51	518	10.2	3
2009	Chad Bumphis	32	375	11.7	4
2010	Chad Bumphis	44	634	14.4	5
2011	Arceto Clark	30	442	14.7	4
2012	Chad Bumphis	58	922	15.9	12*
2013	Jameon Lewis	64	923	14.4	5
2014	DeRunya Wilson	47	680	14.5	9
2015	Fred Ross	88	1007	11.4	5
2016	Fred Ross	72	917	12.7	12*
2017	Jesse Jackson	27	276	10.2	0
2018	Stephen Guidry	19	440	23.2	3

\*Led SEC

## RUSHING

Year	Player	Att.	Yds.	Avg.	TD
1946	Tom McWilliams	77	347	4.5	2
1947	Tom McWilliams	137	625	4.6	5
1948	Tom McWilliams	121	436	3.6	1
1949	Wally Beech	90	403	4.5	5
1950	Wally Beech	111	529	4.8	2
1951	Wally Beech	98	421	4.3	5
	Bill Stewart	117	421	3.6	--
1952	Joe Fortunato	128	779	6.1	5
1953	Charles Evans	109	549	5.0	2
1954	Art Davis	132	670	5.1	9
1955	Jim Harness	90	497	5.5	4
1956	Billy Stacy	138	613	4.4	6
1957	Molly Halbert	76	386	5.1	7
1958	Jack Batte	62	292	4.7	3
1959	Billy Hill	63	257	4.1	3
1960	Mackie Weaver	88	354	4.0	3
1961	Billy Hill	85	337	4.0	2
1962	Ode Burrell	71	310	4.4	5
1963	Hoyle Granger	113	481	4.3	7
1964	Hoyle Granger	129	604	4.7	2
1965	Hoyle Granger	108	449	4.2	3
1966	Andy Rhoades	75	295	3.9	1
1967	Tommy Pharr	136	326	2.4	1
1968	Tommy Pharr	141	239	1.7	3
1969	Steve Whaley	89	275	3.1	7
1970	Lewis Grubbs	155	644	4.2	7
1971	Lewis Grubbs	134	419	3.1	3
1972	Melvin Barkum	132	522	4.0	6
1973	Wayne Jones	212	1193	5.6	6
1974	Walter Packer	157	994	6.3	6
1975	Walter Packer	180	1012	5.6	7
1976	Dennis Johnson	152	859	5.7	6
1977	Dennis Johnson	114	529	4.6	2
1978	James Jones	130	687	5.3	10
1979	Fred Collins	128	591	4.6	4
1980	Michael Haddix	133	724	5.4	5
1981	Michael Haddix	110	622	5.7	3
1982	Michael Haddix	122	813	6.7	8
1983	John Bond	164	612	3.7	13
1984	Don Smith	128	545	4.3	9
1985	Don Smith	190	554	2.9	6
1986	Don Smith	159	740	4.7	6
1987	Hank Phillips	184	848	4.6	8
1988	Jesse Anderson	102	468	4.6	0
1989	Kenny Roberts	108	511	4.7	4
1990	Kenny Roberts	93	523	5.6	3
1991	Sleepy Robinson	154	543	3.5	5
1992	Kenny Roberts	106	597	5.6	0
1993	Michael Davis	205	883	4.3	7
1994	Michael Davis	196	929	4.7	10
1995	Keffer McGee	235	1072	4.6	13
1996	Robert Isaac	117	527	4.5	3
1997	James Johnson	217	1069	4.9	12
1998	James Johnson	236	1383	5.9	12
1999	Dontae Walker	76	384	5.1	3
2000	Dicenzo Miller	160	1005	6.3	10
2001	Dicenzo Miller	132	676	5.1	4
2002	Justin Griffith	91	471	5.2	2
2003	Nick Turner	123	696	5.7	7
2004	Jerious Norwood	195	1050	5.4	7
2005	Jerious Norwood	191	1126	5.9	6
2006	Anthony Dixon	169	668	4.0	9
2007	Anthony Dixon	287	1066	3.7	14
2008	Anthony Dixon	197	869	4.4	7
2009	Anthony Dixon	257	1391	5.4	12
2010	Vick Ballard	186	968	5.2	19
2011	Vick Ballard	193	1189	6.2	10
2012	LaDarius Perkins	205	1024	5.0	8
2013	Dak Prescott	134	829	6.2	13
2014	Josh Robinson	190	1238	6.3	11
2015	Dak Prescott	160	588	3.7	10
2016	Nick Fitzgerald	195	1375	7.1	16*
2017	Aeris Williams	236	1107	4.7	6
2018	Nick Fitzgerald	221	1121	5.1	13





## SCORING


Year	Player	TD	PAT	FG	Pts.
1946	Wallace Matulich	7	0	0	42
1947	Harper Davis	7	0	0	42
1948	Harper Davis	3	0	0	18
1949	Wally Beech	5	0	0	30
1950	Tom Rushing	7	0	0	42
1951	Wally Beech	5	0	0	30
1952	Jackie Parker	16	24	0	+120
1953	Jackie Parker	8	17	0	65
1954	Art Davis	10	0	0	6
1955	William E. Morgan	5	13	0	43
1956	Billy Stacy	6	0	0	36
1957	Molly Halbert	7	0	0	42
1958	Billy Stacy	3	2	0	20
1959	Billy Hill	3	0	0	18
1960	Billy Hill	3	#1	0	20
1961	Sammy Dantone	1	#8	4	27
1962	Ode Burrell	5	0	0	30
1963	Ode Burrell	7	0	0	42
1964	Marcus Rhoden	7	0	0	42
1965	Marcus Rhoden	7	0	0	42
1966	Don Saget	3	0	0	18
1967	Johnny Woitt	3	0	0	18
1968	Sammy Milner	5	0	0	30
1969	Steve Whaley	7	0	0	42
1970	Lewis Grubbs	8	0	0	48
1971	Glenn Ellis	0	12	6	30
1972	Melvin Barkum	6	0	0	36
1973	Vic Nickels	0	23	8	47
1974	Rockey Felker	7	#2	0	46
1975	Kinney Jordan	0	14	13	53
1976	Kinney Jordan	0	31	10	61
1977	Dave Marler	0	18	13	57
1978	James Jones	13	#3	0	84
1979	Fred Collins	4	#1	0	26
1980	Mardy McDole	7	0	0	42
1981	Dana Moore	0	0	10	30
1982	Michael Haddix	9	0	0	54
1983	John Bond	13	0	0	78
1984	Artie Cosby	0	17	13	56
1985	Artie Cosby	0	18	11	51
1986	Artie Cosby	0	21	12	57
1987	Joel Logan	0	17	12	53
1988	Joel Logan	0	17	11	50
1989	Joel Logan	0	23	8	47
1990	Joel Logan	0	19	10	49
1991	Chris Gardner	0	33	9	60
1992	Chris Gardner	0	13	15	58
1993	Tom Burke	0	18	17	69
1994	Tim Rogers	0	34	12	70
1995	Keffer McGee	15	#1	0	92
1996	Brian Hazelwood	0	25	8	49
1997	James Johnson	12	0	0	72
1998	Brian Hazelwood	0	32	15	77
1999	Scott Westerfield	0	18	18	72
2000	Scott Westerfield	0	37	12	73
2001	Justin Jenkins	8	#1	0	50
2002	Brent Smith	0	16	16	64
2003	Justin Jenkins	9	#1	0	56
2004	Jerious Norwood	7	0	0	42
2005	Jerious Norwood	8	0	0	48
2006	Anthony Dixon	9	0	0	54
2007	Anthony Dixon	16	0	0	96
2008	Anthony Dixon	9	0	0	54
2009	Anthony Dixon	12	0	0	72
2010	Vick Ballard	20	0	0	120
2011	Derek DePasquale	0	36	12	72
2012	Devon Bell	0	43	14	85
2013	Dak Prescott	15	#1	0	92
2014	Evan Sobiesk	0	56	12	92
2015	Westin Graves	0	52	15	97
2016	Nick Fitzgerald	16	0	0	96
2017	Nick Fitzgerald	14	0	0	84
2018	Nick Fitzgerald	13	0	0	78

# - Total includes made two-point conversions + - Led NCAA

## TOTAL OFFENSE

Year	Player	Rush	Pass	Plays	Yds.	TD
1946	Wallace Matulich	107	507	--	614	
1947	Tom McWilliams	625	360	198	985	8
1948	Tom McWilliams	436	412	195	848	5
1949	Wally Beech	403	0	90	403	5
1950	Wally Beech	529	0	111	529	2
1951	Wally Beech	421	0	98	421	5
	Bill Stewart	421	0	117	421	--
1952	Jackie Parker	455	811	223	1266	24
1953	Jackie Parker	208	603	144	811	15
1954	Art Davis	670	25	137	695	10
1955	Bill Stanton	135	554	121	689	6
1956	Billy Stacy	613	464	209	1077	9
1957	Billy Stacy	350	248	151	598	4
1958	Billy Stacy	269	388	177	657	5
1959	Billy Hill	257	248	125	505	4
1960	Charlie Furlow	(-50)	599	167	549	2
1961	Billy Hill	337	299	138	636	3
1962	Charlie Furlow	(-35)	744	178	709	3
1963	Sonny Fisher	220	353	142	573	3
1964	Hoyle Granger	604	0	130	604	2
1965	Ashby Cook	65	1032	231	1097	11
1966	Don Saget	150	753	257	903	5
1967	Tommy Pharr	326	279	207	605	5
1968	Tommy Pharr	239	1838	460	*2077	12
1969	Tommy Pharr	4	1603	309	1607	12
1970	Joe Reed	316	1616	449	1932	15
1971	Hal Chealander	(-96)	937	209	841	2
1972	Melvin Barkum	522	591	228	1113	8
1973	Wayne Jones	1193	0	212	1193	6
1974	Rockey Felker	446	1147	304	*1593	15
1975	Walter Packer	1012	0	180	1012	7
1976	Bruce Threadgill	554	807	249	1361	11
1977	Bruce Threadgill	274	1317	362	1591	8
1978	Dave Marler	(-31)	2422	375	*2391	12
1979	Dwayne Brown	378	274	155	652	3
1980	John Bond	720	849	264	1569	10
1981	John Bond	339	875	277	1214	6
1982	John Bond	609	1591	327	2200	11
1983	John Bond	612	1306	369	1918	15
1984	Don Smith	545	1236	304	1781	15
1985	Don Smith	554	2332	502	*2886	21
1986	Don Smith	740	1609	403	*2349	16
1987	Hank Phillips	848	0	184	848	8
1988	Tony Shell	(-55)	1884	363	1829	13
1989	Kenny Roberts	511	0	108	511	4
1990	Tony Shell	(-66)	1909	333	1843	10
1991	Sleepy Robinson	543	1167	295	1710	13
1992	Greg Plump	112	863	209	975	7
1993	Todd Jordan	(-13)	1935	336	1922	12
1994	Derrick Taite	51	1806	286	1857	15
1995	Derrick Taite	16	2241	370	2257	16
1996	Derrick Taite	6	1009	212	1015	6
1997	Matt Wyatt	(-178)	2199	237	2021	6
1998	Wayne Madkin	(-36)	1532	260	1496	13
1999	Wayne Madkin	(-1)	1884	308	1883	10
2000	Wayne Madkin	179	1908	315	2087	13
2001	Kevin Fant	9	1352	120	1361	8
2002	Kevin Fant	(-69)	1918	224	1849	10
2003	Kevin Fant	(-149)	2151	256	2002	16
2004	Omarr Conner	115	1224	174	1339	7
2005	Jerious Norwood	1126	0	191	1317	6
2006	Michael Henig	18	1201	187	1219	7
2007	Wesley Carroll	67	1392	302	1459	9
2008	Tyson Lee	37	1519	322	1556	8
2009	Tyson Lee	175	1444	295	1619	6
2010	Chris Relf	713	1789	414	2502	18
2011	Chris Relf	375	1212	313	1587	12
2012	Tyler Russell	-5	2897	437	2892	26
2013	Dak Prescott	829	1940	401	2769	23
2014	Dak Prescott	986	3449	606	*4435	41
2015	Dak Prescott	588	3793	637	4381	39
2016	Nick Fitzgerald	1375	2423	556	*3798	37
2017	Nick Fitzgerald	984	1782	448	2766	29
2018	Nick Fitzgerald	1121	1767	502	2888	29

\* - Led SEC (ranked on yards-per-game since 1970)



Quarterback John Bond led Mississippi State in total offense all four years of his career (1980-83).



Don Smith led the Bulldogs in total offense from 1984-86, and he was tops in the SEC in the category in back-to-back years.





## INTERCEPTIONS

Year	Player	Int.	Yds.	Avg.
1946	Billy Murphy	5	20	4.0
1947	Harper Davis	2	13	6.5
1948	Harper Davis	5	134	26.8
1949	Max Stainbrook	5	91	8.2
1950	Joe Fortunato	3	33	11.0
1951	Dick Rosenberg	4	71	17.8
1952	Ollie Fairchild	3	32	10.7
1953	Jackie Parker	4	22	5.5
1954	Art Davis	4	93	23.3
1955	Jimmy Dodd	2	19	9.5
1956	Jimmy Dodd	2	75	37.5
1957	Tom Miller	4	93	23.3
1958	Billy Stacy	4	14	3.5
1959	Bobby Bethune	2	0	0.0
1960	Bobby Bethune	6	30	5.0
1961	Lee Welch	1	35	35.0
1962	Jonny Windham	2	15	7.5
1963	Sonny Fisher	5	109	21.8
1964	James Carroll	5	70	14.0
1965	Bill Kiser	2	30	15.0
	Jim Courtney	2	14	7.0
	Tommy Corbett	2	1	0.5
1966	Bill Kiser	5	46	9.2
1967	Jim Courtney	5	47	9.4
1968	Al Morrell	2	34	17.0
	Buddy Hardwich	2	6	3.0
1969	Bill Crick	6	84	14.0
1970	Ken Phares	5	63	12.6
1971	Frank Dowsing	3	29	9.7
	Emile Petro	3	9	3.0
1972	John David Calhoun	4	25	6.3
1973	Steve Freeman	5	14	2.8
1974	Steve Freeman	4	56	14.0
1975	Henry Davison	3	17	5.7
	Bobby Wallace	3	9	3.0
	Stan Black	3	8	2.7
1976	Henry Davison	5	98	19.6
1977	Kenny Johnson	4	54	13.5
1978	Kenny Johnson	3	28	9.3
1979	Rob Fesmire	4	18	4.5
1980	Larry Friday	5	53	10.6
1981	Kenneth Johnson	4	25	6.3
1982	Gary Lambert	2	35	17.5
	Kenneth Johnson	2	20	10.0
	Calvin Zanders	2	14	7.0
1983	Billy Jackson	2	45	22.5
	Kenneth Johnson	2	0	0.0
	Clay Preacher	2	0	0.0
	Calvin Zanders	2	-4	-2.0
1984	Bruce Plummer	2	15	7.5
	Kirby Jackson	2	8	4.0
	Tom Nichols	2	5	2.5
1985	Brian Hutson	2	24	12.0
	Kirby Jackson	2	15	7.5
1986	Bruce Plummer	3	34	11.3
1987	Michael Taylor	2	9	4.5
1988	Bo Russell	4	36	9.0
1989	Marc Woodard	3	9	3.0
1990	Albert Williams	2	51	25.5
	Lance Aldridge	2	22	11.0
1991	Kelvin Knight	4	58	14.5
	Tony Harris	4	42	10.5
1992	Kelvin Knight	4	90	22.5
	Charlie Davidson	4	66	16.5
1993	Walt Harris	6	59	9.8
1994	Walt Harris	6	41	6.8
1995	Walt Harris	4	62	15.5
1996	Izell McGill	4	71	17.8
1997	Izell McGill	6	94	15.7
1998	Robert Bean	5	136	27.2
1999	Fred Smoot	5	13	2.6
2000	Fred Smoot	5	31	6.2
2001	Korey Banks	4	29	7.3
2002	Darren Williams	3	44	14.7
	Korey Banks	3	6	2.0

2003	Odell Bradley	2	56	28.0
	Eric Fuller	2	13	6.5
2004	Darren Williams	4	31	7.8
2005	Jeramie Johnson	4	51	12.8
2006	Derek Pegues	4	95	23.8
2007	Derek Pegues	5	120	24.0
2008	Karlin Brown	2	31	15.5
	Derek Pegues	2	23	11.5
	Keith Fitzhugh	2	11	5.5
2009	Corey Broomfield	6	118	19.7
2010	Corey Broomfield	3	40	13.3
	Johnthan Banks	3	24	8.0
	Nickoe Whitley	3	0	0.0
2011	Johnthan Banks	5	27	5.4
2012	Darius Slay	*5	101	20.2
2013	Nickoe Whitley	5	42	8.4
2014	Richie Brown	3	54	18.0
	Will Redmond	3	5	1.7
2015	Brandon Bryant	3	73	24.3
2016	Jamoral Graham	3	105	35.0
2017	Mark McLaurin	*6	85	14.2
2018	Willie Gay Jr.	2	49	24.5
	Johnathan Abram	2	9	4.5
	Cameron Dantzler	2	8	4.0
	C.J. Morgan	2	7	3.5
	Erroll Thompson	2	0	0.0

\* - Led SEC

## TOTAL TACKLES

Year	Player, Pos.	UT	AT	TT
1975	Ray Costick, LB	67	88	155
1976	Ray Costick, LB	96	60	156
1977	Mike Lawrence, LB	71	43	114
1978	Johnie Cooks, LB	73	42	115
1979	Rusty Martin, LB	53	72	125
1980	Don Edwards, LB	58	60	118
1981	Johnie Cooks, LB	78	45	123
1982	John Miller, LB	63	101	164
1983	Calvin Zanders, LB	80	106	186
1984	Aaron Pearson, LB	104	44	148
1985	Aaron Pearson, MLB	70	45	115
1986	Cedric Corse, ILB	86	58	144
1987	Bo Russell, SS	36	49	85
1988	James Williams, ILB	102	61	*163
1989	James Williams, ILB	95	62	157
1990	Reggie Stewart, ILB	100	79	+179
1991	Keo Coleman, ILB	59	55	114
1992	Daniel Boyd, ILB	76	52	128
1993	Juan Long, ILB	68	49	117
1994	Dwayne Curry, ILB	67	56	123
1995	Dwayne Curry, ILB	63	50	113
1996	Paul Lacoste, ILB	75	67	142
1997	Dereck Rush, ILB	53	55	108
1998	Edward Smith, OSE	69	58	127
1999	Barrin Simpson, LB	54	51	105
2000	Mario Haggan, LB	70	62	*132
2001	Mario Haggan, LB	62	33	95
2002	Mario Haggan, LB	66	53	119
2003	T.J. Mawhinney, LB	61	49	110
2004	Slovakia Griffith, DB	37	35	72
2005	Quinton Culbertson, LB	49	29	78
2006	Quinton Culbertson, LB	52	50	102
2007	Jamar Chaney, LB	35	54	89
2008	Dominic Douglas, LB	51	65	116
2009	Jamar Chaney, LB	39	51	90
2010	Chris White, LB	54	56	110
2011	Cameron Lawrence, LB	50	73	123
2012	Cameron Lawrence, LB	54	66	120
2013	Benardrick McKinney, LB	42	29	71
2014	Benardrick McKinney, LB	35	36	71
2015	Richie Brown, LB	51	58	109
2016	Richie Brown, LB	51	51	102
2017	Mark McLaurin, S	36	43	79
2018	Johnathan Abram, S	53	46	99

## SACKS

Year	Player, Pos.	No.	Yds.
1985	Aaron Pearson, LB	6.0	53
1986	Michael Simmons, DT	3.0	NA
1987	Michael Simmons, DT	3.0	16
	Anthony Butts, DT	3.0	13
1988	Darren Martin, LB	5.0	32
1989	Robert Young, DL	10.0	72
1990	Kevin Henry, DE	6.0	51
1991	Nate Williams, NT	7.0	32
1992	Jerome Brown, DE	4.0	22
1993	Herman Carroll, DE	5.0	45
1994	Larry Williams, DE	6.0	45
1995	Larry Williams, DE	6.5	39
1996	Greg Favors, DE	*12.5	112
1997	Greg Favors, DE	7.0	67
1998	Edward Smith, OSE	*12.0	112
1999	Ellis Wymys, DT	5.0	25
2000	Mario Haggan, LB	5.0	47
	Pig Prather, DOG	5.0	42
2001	Mario Haggan, LB	4.0	33
	Conner Stephens, DE	4.0	28
2002	Michael Gholar, DOG	3.0	26
2003	Tommy Kelly, DT	4.0	31
2004	Willie Evans, DE	5.5	25
2005	Willie Evans, DE	*15.0	96
2006	Titus Brown, DE	7.5	54
2007	Titus Brown, DE	8.0	48
2008	K.J. Wright, LB	4.0	41
2009	Pernell McPhee, DE	5.0	24
2010	Chris White, LB	6.0	30
2011	Fletcher Cox, DT	5.0	18
2012	Preston Smith, DE	4.5	25
2013	Benardrick McKinney, LB	3.5	36
2014	Preston Smith, DE	9.0	60
2015	Richie Brown, LB	6.5	45
2016	Johnathan Calvin, DE	7.0	51
2017	Montez Sweat, DE	*10.5	64
2018	Montez Sweat, DE	11.5	96

+ - Led NCAA \* - Led SEC



In 2017, Montez Sweat became the first MSU player to lead the SEC in sacks and tackles for loss since 2005.



## PUNTING

Year	Player	No.	Yds.	Avg.
1946	Billy Murphy	24	998	41.6
1947	Tom McWilliams	41	1436	35.0
1948	Tom McWilliams	44	1616	36.7
1949	Jim Pittman	25	1010	40.4
1950	Joe Fortunato	37	1402	37.9
1951	Bobby Collins	55	1854	33.7
1952	Bobby Collins	44	1703	38.7
1953	Bobby Collins	24	930	38.8
1954	Bobby Collins	33	1330	40.3
1955	Art Davis	16	652	40.8
1956	Gil Peterson	20	746	37.3
1957	Gil Peterson	25	920	36.8
1958	Gil Peterson	36	1424	39.6
1959	Bill Schoenrock	48	1827	38.1
1960	Charlie Furlow	38	1273	33.5
1961	Randy Hutto	24	835	34.8
1962	Charlie Furlow	41	1357	33.1
1963	Ode Burrell	41	1532	37.4
1964	James Carroll	56	2048	36.6
1965	Dick McGraw	48	2014	*42.0
1966	Dick McGraw	71	2777	39.1
1967	Dick McGraw	95	3567	37.5
1968	Conn Canale	51	2065	40.5
1969	Conn Canale	67	2550	38.1
1970	Sammy Milner	30	1131	37.7
1971	Lanny Sheffield	77	3035	39.4
1972	Mike Patrick	48	1853	38.6
1973	Mike Patrick	60	2667	44.5
1974	Mike Patrick	63	2479	39.3
1975	Gerald Vaught	60	2150	35.8
1976	Gerald Vaught	62	2473	39.9
1977	Jim Nabers	56	2224	39.7
1978	Jim Nabers	36	1456	40.4
1979	Dana Moore	52	2053	39.5
1980	Dana Moore	52	2104	40.5
1981	Dana Moore	60	2504	41.7
1982	Dana Moore	53	2199	41.5
1983	Tim Cutts	54	2235	41.4
1984	Brian Hutson	42	1572	37.4
1985	Robert Smith	50	1916	38.3
1986	Tommy Parks	38	1513	39.8
1987	Tommy Parks	55	2149	39.1
1988	Mike Riley	36	1453	40.4
1989	Mike Riley	75	3078	41.0
1990	Mike Riley	57	2332	40.9
1991	Mike Riley	42	1660	39.5
1992	Todd Jordan	52	2267	*43.6
1993	Todd Jordan	56	2403	42.9
1994	Andy Russ	50	1906	38.1
1995	Andy Russ	49	2031	41.4
1996	Andy Russ	53	2466	46.5
1997	Jeff Walker	45	2049	45.5
1998	Jeff Walker	44	1856	42.2
1999	Jeff Walker	52	2221	42.7
2000	Prentiss Cole	63	2601	41.3
2001	Jared Cook	60	2445	40.8
2002	Jared Cook	48	2024	42.2
2003	Robert Wallis	30	1300	43.3
2004	Jared Cook	49	2143	*43.7
2005	Blake McAdams	69	2891	41.9
2006	Blake McAdams	68	2598	38.2
2007	Blake McAdams	77	3024	39.3
2008	Blake McAdams	79	3049	38.6
2009	Heath Hutchins	50	1986	39.7
2010	Heath Hutchins	59	2450	41.5
2011	Baker Swedenburg	71	2970	41.8
2012	Baker Swedenburg	57	2340	41.1
2013	Baker Swedenburg	25	1063	42.5
2014	Devon Bell	50	2160	43.2
2015	Logan Cooke	44	1856	42.2
2016	Logan Cooke	44	1760	40.0
2017	Logan Cooke	52	2220	42.7
2018	Tucker Day	47	1851	39.4

\* - Led SEC

## KICKOFF RETURNS

Year	Player	Ret.	Yds.	Avg.	TD
1946	Harper Davis	5	142	28.4	--
1947	Harper Davis	7	117	16.7	--
1948	Carl Scheider	2	96	48.0	--
1949	Cliff O'Connor	10	161	16.1	--
1950	Norm Duplain	11	226	20.5	--
1951	Norm Duplain	9	248	27.6	--
1952	Jackie Parker	13	305	23.5	0
1953	Jackie Parker	6	121	20.2	0
1954	Bobby Collins	8	109	13.6	--
1955	William E. Morgan	10	239	23.9	--
1956	Billy Stacy	12	248	20.7	0
1957	Billy Stacy	11	273	24.8	0
1958	Billy Stacy	12	309	25.8	0
1959	Willie Daniel	10	226	22.6	0
1960	Pat Shute	11	263	23.9	0
1961	Jimmy Jenkins	7	146	20.9	0
1962	Ode Burrell	11	225	20.5	0
1963	Ode Burrell	10	261	26.1	0
1964	Dan Bland	20	558	+27.9	1
1965	Dan Bland	20	499	*25.0	0
1966	Marcus Rhoden	26	572	+22.0	1
1967	Tommy Garrison	11	202	18.4	0
1968	David Smith	27	590	*21.9	0
1969	David Smith	16	394	24.6	0
1970	Frank Dowsing	16	371	23.2	0
1971	Lewis Grubbs	18	336	18.7	0
1972	Ken Phares	25	544	21.8	0
1973	Walter Packer	26	547	*21.0	0
1974	Steve Wohlert	10	203	20.3	0
1975	Walter Packer	12	242	20.2	0
1976	Walter Packer	12	195	16.3	0
1977	James Otis Doss	16	450	28.1	0
1978	Willie Jackson	12	222	18.5	0
1979	James Jones	8	199	24.9	1
1980	Glen Young	19	525	*27.6	1
1981	Glen Young	18	407	22.6	0
1982	Glen Young	20	431	21.6	0
1983	Danny Knight	9	201	22.3	0
1984	John Lowe	16	329	20.6	0
1985	John Moore	25	524	21.0	0
1986	Michael Robinson	26	643	24.7	0
1987	John Moore	27	464	17.2	0
1988	Eddie Myles	27	535	19.8	0
1989	Tony James	21	477	22.7	0
1990	Tony James	18	432	24.0	0
1991	Tony James	21	515	24.5	0
1992	Tony James	18	438	24.3	0
1993	Kenny Causey	8	163	20.4	0
1994	Eric Moulds	13	426	+32.8	0
1995	Eric Moulds	9	259	28.8	0
1996	Robert Isaac	20	469	23.5	0
1997	Robert Isaac	20	455	22.8	0
1998	Kevin Prentiss	19	458	24.1	1
1999	Pig Prather	12	325	27.1	0
2000	Pig Prather	14	321	22.9	0
2001	Pig Prather	25	569	22.8	0
2002	Fred Reid	18	441	24.5	0
2003	Fred Reid	25	577	23.1	1
2004	Jonathan Lowe	19	343	18.1	0
2005	Derek Pegues	28	559	20.0	0
2006	Derek Pegues	29	687	23.7	0
2007	Derek Pegues	24	544	22.7	0
2008	Derek Pegues	31	708	22.8	0
2009	Leon Berry	38	1015	26.7	1
2010	Leon Berry	14	375	26.8	1
2011	Jameon Lewis	21	386	18.4	0
2012	Jameon Lewis	20	517	25.9	1
2013	Jameon Lewis	19	446	23.5	0
2014	Robert Johnson	12	214	17.8	0
2015	Brandon Holloway	24	567	23.6	1
2016	Brandon Holloway	16	370	23.1	0
2017	Reggie Todd	15	278	18.5	0
2018	Brian Cole	10	225	22.5	0

+ - Led NCAA

## PUNT RETURNS

Year	Player	Ret.	Yds.	Avg.	TD
1946	Tom McWilliams	19	306	16.1	1
1947	Tom McWilliams	16	226	14.1	1
1948	Tom McWilliams	11	100	9.1	0
1949	Max Stainbrook	16	103	6.4	--
1950	Norm Duplain	15	212	14.1	--
1951	Tony Kotowski	13	217	16.7	--
1952	Charles Caven	22	153	7.0	--
1953	Jackie Parker	17	156	9.2	0
1954	Bobby Collins	13	137	10.5	--
1955	Jim Tait	3	103	34.3	--
1956	Billy Stacy	24	290	+12.1	1
1957	Billy Stacy	17	144	8.5	0
1958	Billy Stacy	11	146	13.3	0
1959	Billy Hill	6	85	14.2	0
1960	Billy Tohill	5	43	8.6	0
1961	Billy Hill	7	47	6.7	0
1962	Ode Burrell	10	102	10.2	0
1963	Ode Burrell	15	163	10.9	0
1964	Dan Bland	17	115	6.8	0
1965	Marcus Rhoden	19	413	*21.7	3
1966	Marcus Rhoden	22	170	7.7	0
1967	Conn Canale	9	76	8.4	0
1968	David Smith	9	98	10.9	0
1969	David Smith	6	54	9.0	0
1970	David Smith	5	40	8.0	0
1971	Frank Dowsing	14	260	18.6	2
1972	Frank Dowsing	12	135	11.3	1
1973	Steve Freeman	8	50	6.3	0
1974	Richard Blackmore	12	126	10.5	1
1975	Stan Black	14	64	4.6	0
1976	Stan Black	16	196	12.3	0
1977	Henry Davison	18	97	5.4	0
1978	Richard Blackmore	11	155	*14.1	0
1979	Kenny Johnson	15	71	4.7	0
1980	Mardye McDole	23	251	10.9	1
1981	Glen Young	19	307	+16.2	2
1982	Glen Young	27	205	7.6	0
1983	Danny Knight	9	73	8.1	0
1984	Orlando Lundie	22	189	8.6	0
1985	Orlando Lundie	13	46	3.5	0
1986	Milton Smith	10	40	4.0	0
1987	Eddie Myles	29	266	9.2	0
1988	Eddie Myles	16	126	7.9	0
1989	Tony James	40	437	10.9	0
1990	Tony James	23	341	*14.8	2
1991	Tony James	22	196	8.9	0
1992	Tony James	36	358	10.0	1
1993	Scott Gumina	13	180	13.8	1
1994	Bernard Euell	25	199	8.0	0
1995	Bernard Euell	11	57	5.2	0
1996	Robert Isaac	19	189	9.9	0
1997	Robert Isaac	23	198	8.6	0
1998	Kevin Prentiss	26	339	*13.0	1
1999	Pig Prather	17	125	7.4	0
2000	Larry Huntington	22	212	9.6	0
2001	Ray Ray Bivines	12	125	10.4	0
2002	Korey Banks	20	200	10.0	0
2003	Nick Turner	28	310	11.1	0
2004	Jonathan Lowe	17	195	11.5	1
2005	Jerious Norwood	4	43	10.8	0
2006	Derek Pegues	25	350	14.0	1
2007	Derek Pegues	27	268	9.9	1
2008	Derek Pegues	26	172	6.6	0
2009	Leon Berry	9	69	7.7	0
2010	Chad Bumphis	16	137	8.6	0
2011	Johnthan Banks	16	166	10.4	1
2012	Johnthan Banks	14	123	8.8	0
2013	Jameon Lewis	22	51	2.3	0
2014	Jamoral Graham	14	67	4.8	0
2015	Fred Ross	15	157	10.5	1
2016	Fred Ross	15	85	5.7	0
2017	Gabe Myles	8	29	3.6	0
2018	Keith Mixon	11	72	6.6	0



TOTAL OFFENSE					RUSHING				PASSING												
YEAR	G	PLAYS	YDS	YPG	RUSH	YDS	YPG	TDS	ATT	COMP.	YDS	YPG	COMP%	TDS	INTS.	POINTS	PPG				
2018	13	837	5166	397.4	514	2907	223.6	26	323	165	2259	173.8	51.1	22	10	371	28.5				
2017	13	987	5442	418.6	634	3272	251.7	30	353	191	2170	166.9	54.1	17	14	416	32.0				
2016	13	943	5723	440.2	532	2997	230.5	24	411	230	2726	209.7	56.0	24	10	395	30.4				
2015	13	927	5986	460.5	427	1873	144.1	21	500	331	4113	316.4	66.2	33	5	447	34.4				
2014	13	1001	6679	513.8	578	3030	233.1	29	423	261	3649	280.7	61.7	31	12	480	36.9				
2013	13	956	5647	434.4	527	2469	189.9	29	429	253	3178	244.5	59.0	18	12	360	27.7				
2012	13	848	4965	381.9	424	1874	144.2	18	424	249	3091	237.8	58.7	28	10	383	29.5				
2011	13	862	4643	357.2	513	2279	175.3	19	349	198	2364	181.8	56.7	19	13	329	25.3				
2010	13	907	5217	401.3	619	2793	214.8	28	288	168	2424	186.5	58.3	18	13	377	29.0				
2009	12	821	4463	371.9	555	2731	227.6	21	266	153	1732	144.3	57.5	9	17	307	25.6				
2008	12	782	3312	276.0	397	1220	101.7	13	385	210	2092	174.3	54.5	10	12	183	15.2				
2007	13	880	3863	297.2	508	1784	137.2	18	372	188	2079	159.9	50.5	12	18	279	21.5				
2006	12	754	3442	286.8	394	1142	95.2	14	360	171	2300	191.7	47.5	10	16	221	18.4				
2005	11	687	3038	276.2	385	1514	137.6	9	302	146	1524	138.5	48.3	10	10	153	13.9				
2004	11	692	3335	303.2	401	1744	158.5	11	291	147	1591	144.6	50.5	9	13	173	15.7				
2003	12	766	3848	320.7	371	1424	118.7	13	395	207	2424	202.0	52.4	15	25	225	18.8				
2002	12	863	4042	336.8	421	1431	119.2	10	442	226	2611	217.6	51.1	13	22	227	18.9				
2001	11	752	3779	343.5	397	1415	128.6	10	355	187	2364	214.9	52.7	13	16	196	17.8				
2000	12	743	4250	386.4	461	2132	193.8	27	282	156	2118	192.5	55.3	9	9	347	28.9				
1999	11	718	3562	323.8	367	1129	102.6	13	351	184	2433	221.2	52.4	13	14	238	21.6				
1998	12	727	3870	322.5	476	2063	171.9	21	251	118	1807	150.6	47.0	11	14	339	28.3				
1997	11	691	3460	314.5	441	1748	158.9	16	250	120	1712	155.6	48.0	8	17	226	20.5				
1996	11	748	3593	326.6	442	1744	158.5	15	306	140	1849	168.1	45.8	13	10	249	22.6				
1995	11	703	3770	342.7	385	1464	133.1	15	318	170	2306	209.6	53.5	16	11	261	23.7				
1994	11	733	4133	375.7	496	2161	196.5	21	237	120	1972	179.3	50.6	17	8	349	31.7				
1993	11	767	3932	357.5	436	1791	162.8	12	331	144	2141	194.6	43.5	14	10	241	21.9				
1992	11	741	3523	320.3	511	2079	189.0	18	230	106	1444	131.6	46.1	6	13	235	21.4				
1991	11	709	4100	372.7	529	2873	235.4	24	180	100	1511	137.4	55.6	10	10	276	25.1				
1990	11	694	3368	306.2	392	1434	130.4	7	302	158	1934	175.8	52.3	14	9	207	18.8				
1989	11	685	2886	262.4	446	1690	153.6	20	239	117	1196	108.7	49.0	5	11	205	18.6				
1988	11	771	3467	315.2	365	1188	108.0	5	406	186	2279	207.2	45.8	15	21	172	15.6				
1987	11	783	3671	333.7	501	1958	178.0	13	282	137	1713	155.7	48.6	6	15	169	15.4				
1986	11	738	3743	340.2	480	2055	186.8	12	358	128	1688	153.5	49.8	11	12	195	17.7				
1985	11	787	4150	377.3	462	1728	157.1	16	325	150	2422	220.8	46.2	16	15	257	23.4				
1984	11	765	3922	356.5	522	2394	217.6	17	243	100	1528	138.9	41.2	6	14	198	18.0				
1983	11	749	3640	330.9	524	2177	197.9	19	225	103	1463	133.0	45.8	3	14	196	17.8				
1982	11	771	4642	422.0	565	2899	263.5	22	206	99	1743	158.5	48.1	9	13	252	22.9				
1981	12	809	3433	312.1	647	2448	222.5	17	161	73	985	89.5	45.3	4	8	202	18.4				
1980	11	817	4189	380.8	651	3135	285.0	28	166	73	1054	95.8	44.0	5	7	284	25.8				
1979	11	733	3701	336.5	593	2907	264.3	15	140	50	794	72.2	35.7	5	11	162	14.7				
1978	11	747	4120	374.5	436	1483	134.8	18	311	177	2637	239.7	56.9	14	18	232	21.1				
1977	11	780	3479	316.3	533	2082	189.3	14	247	97	1397	127.0	39.3	8	16	193	17.5				
1976	11	744	3803	345.7	644	2971	270.1	26	100	48	832	75.6	48.0	7	5	269	24.5				
1975	11	753	3362	305.6	594	2564	233.1	14	159	58	798	72.5	36.5	3	11	165	15.0				
1974	12	795	4065	369.5	608	2753	250.3	31	187	86	1312	119.3	46.0	9	9	301	27.4				
1973	11	755	3755	341.4	517	2125	193.2	15	238	119	1630	148.2	50.0	11	19	219	19.9				
1972	11	741	3356	305.1	484	1761	160.1	16	257	113	1595	145.0	44.0	8	23	197	17.9				
1971	11	693	2368	215.3	458	1064	96.7	7	235	97	1304	118.5	41.3	5	20	120	10.9				
1970	11	807	3169	288.1	493	1485	135.0	15	314	146	1684	153.1	46.5	9	17	171	15.5				
1969	10	699	2865	286.5	347	716	71.6	10	352	189	2149	214.9	53.7	16	18	193	19.3				
1968	10	705	3014	301.4	363	967	96.7	10	342	186	2047	204.7	54.4	10	19	146	14.6				
1967	10	563	1638	163.8	421	1064	106.4	3	142	54	574	57.4	38.0	4	12	49	4.9				
1966	10	571	1853	185.3	361	865	86.5	6	210	87	988	98.8	41.4	3	20	75	7.5				
1965	10	606	2520	252.0	402	1333	133.3	14	204	94	1187	118.7	46.1	10	12	202	20.2				
1964	10	543	2293	229.3	406	1520	152.0	15	137	66	773	77.3	48.2	3	8	155	15.5				
1963	11	593	2379	237.9	497	1877	187.7	19	96	45	502	50.2	46.9	3	7	169	16.9				
1962	9	502	1716	190.7	341	782	86.9	4	161	80	934	103.8	49.7	5	14	76	8.4				
1961	10	643	2531	253.1	478	1529	152.9	11	165	87	1002	100.2	52.7	3	17	111	11.1				
1960	9	565	2258	250.9	409	1415	157.2	9	156	87	844	93.8	55.8	4	10	101	11.2				
1959	9	504	2090	232.2	348	1411	156.8	10	156	65	679	75.4	41.7	3	19	96	10.7				
1958	9	538	2281	253.4	433	1714	190.4	15	105	42	567	63.0	40.0	4	12	127	14.1				
1957	9	602	2346	260.7	529	1842	204.7	20	73	26	504	56.0	35.7	5	7	175	19.4				
1956	10	643	2807	280.7	553	2209	220.9	18	90	43	598	59.8	47.8	4	10	148	14.8				
1955	10	604	2855	285.5	515	2174	217.4	N/A	89	36	681	68.1	40.5	6	11	173	17.3				
1954	10	563	3015	301.5	482	2433	243.3	N/A	81	32	572	57.2	39.5	5	10	192	19.2				
1953	10	566	2707	270.7	482	1981	198.1	N/A	84	48	726	72.6	57.1	8	4	196	19.6				

BOLD denotes school record



## YEARLY TEAM DEFENSIVE STATISTICS

## RECORDS

YEAR	G	TOTAL OFFENSE			RUSHING			PASSING					INTS.	POINTS	PPG
		PLAYS	YDS	YPG	YDS	YPG	TDS	ATT	COMP.	YDS	YPG	COMP%			
2018	13	829	3420	263.1	1236	95.1	7	398	220	2184	168.0	55.3	8	13	13.2
2017	13	761	3982	306.3	1711	131.6	18	313	159	2271	174.7	50.8	13	13	20.9
2016	13	957	5968	459.1	2308	177.5	17	472	291	3660	281.5	61.7	33	14	31.8
2015	13	955	5085	391.1	2270	174.6	16	424	257	2815	216.5	60.6	16	13	23.2
2014	13	977	5517	424.4	1970	151.5	17	505	264	3547	272.8	52.3	17	16	21.7
2013	13	833	4541	349.3	1874	144.2	17	388	240	2667	205.2	62.9	18	14	23.0
2012	13	918	5036	387.4	2153	165.6	16	414	265	2883	221.8	64.0	17	19	23.3
2011	13	970	4558	350.6	1995	153.5	15	434	280	2563	197.2	64.5	12	12	19.7
2010	13	881	4639	356.8	1548	119.1	11	446	258	3091	237.8	57.8	19	13	19.8
2009	12	774	4392	366.0	1752	146	18	332	187	2640	220.0	56.3	18	17	26.8
2008	12	767	3930	327.5	1811	150.9	19	324	169	2119	176.6	52.2	13	8	24.7
2007	13	883	4313	331.8	2039	156.8	14	387	207	2274	174.9	53.5	20	18	23.2
2006	12	713	3856	321.3	1385	115.4	16	309	179	2471	205.9	57.9	18	12	25.8
2005	11	734	3690	335.5	1545	140.5	13	316	194	2145	195.0	61.4	13	12	23.5
2004	11	750	4013	364.8	2094	190.4	17	272	159	1919	174.5	58.5	15	12	25.5
2003	12	898	5682	473.5	2283	190.3	30	373	232	3399	283.3	62.2	31	6	39.2
2002	12	807	3888	324.0	2041	170.1	17	282	140	1847	153.9	49.7	22	14	28.3
2001	11	756	4086	371.5	1726	156.9	14	311	170	2360	214.5	54.7	21	13	26.2
2000	12	798	3735	339.5	1073	97.5	16	426	206	2662	242.0	48.4	18	19	22.1
1999	11	734	2448	222.5	<b>736</b>	<b>66.9</b>	7	331	172	1712	155.6	51.9	7	15	13.5
1998	12	835	3755	312.9	1769	147.4	14	309	157	1986	165.5	50.8	13	16	18.2
1997	11	763	3713	337.5	1216	110.5	7	390	224	2497	227.0	57.4	20	14	19.5
1996	11	777	3865	351.4	1436	130.5	9	330	176	2429	220.8	53.3	19	10	20.8
1995	11	806	4808	437.1	2319	210.8	30	304	194	2489	226.3	63.8	15	10	32.5
1994	11	749	3736	339.6	1392	126.5	10	343	174	2344	213.1	50.7	20	<b>22</b>	21.3
1993	11	771	3862	351.1	1535	139.5	10	185	331	2327	211.5	55.9	14	15	22.3
1992	11	758	3609	328.1	1479	193.6	9	313	166	2130	193.6	53.0	8	18	16.0
1991	11	793	3514	319.5	1423	129.4	<b>6</b>	329	163	2029	190.1	49.5	10	14	14.2
1990	11	831	4283	389.4	1984	180.4	14	328	185	2299	209.0	56.4	11	9	21.5
1989	11	767	3259	296.3	1660	150.9	13	288	148	1599	145.4	51.4	10	12	18.8
1988	11	801	4502	409.3	2259	205.4	25	283	158	2243	203.9	55.8	15	10	30.2
1987	11	715	3936	357.8	2001	181.9	17	271	141	1935	175.9	52.0	12	7	23.5
1986	11	769	4276	388.7	2853	259.4	24	197	103	1423	129.4	52.3	9	8	25.9
1985	11	787	3565	324.1	1742	158.4	20	263	109	1823	165.7	41.4	14	7	26.2
1984	11	761	3592	326.5	1751	159.2	17	266	119	1841	167.4	44.7	9	10	20.9
1983	11	795	4004	364.0	1818	165.3	20	313	177	2186	198.7	56.5	14	10	25.4
1982	11	810	3983	362.1	2405	218.6	25	236	132	1578	143.5	55.9	6	11	22.2
1981	12	755	2871	261.0	968	88.0	<b>6</b>	326	172	1903	173.0	52.8	9	14	12.4
1980	11	714	3236	294.3	1495	135.9	15	272	133	1741	158.3	48.9	12	14	19.6
1979	11	735	3459	314.5	2108	191.6	15	192	94	1351	122.8	49.0	7	12	16.3
1978	11	802	3629	329.9	2133	193.9	15	205	98	1496	136.0	47.8	10	11	18.6
1977	11	812	3633	330.3	2332	212.0	20	204	105	1301	118.3	51.5	6	18	20.6
1976	11	767	3063	278.5	1716	156.0	17	223	95	1347	122.5	42.6	5	14	16.2
1975	11	739	2853	259.4	1864	169.5	10	187	76	989	89.9	40.6	6	13	15.1
1974	12	801	3155	286.8	1892	172.0	17	233	97	1263	114.8	41.6	9	14	18.2
1973	11	712	3724	338.5	2326	211.5	<b>6</b>	201	101	1398	127.1	50.2	<b>0</b>	16	23.2
1972	11	782	3744	340.4	2369	215.4	26	217	105	1348	122.5	48.4	7	17	23.1
1971	11	827	3722	338.4	2455	223.2	21	220	102	1267	115.2	46.4	12	14	28.3
1970	11	805	3906	355.1	1849	168.1	21	313	158	2057	187.0	50.5	<b>0</b>	19	24.0
1969	10	814	4843	484.3	2331	233.1	34	316	184	2512	251.2	58.2	16	15	38.5
1968	10	767	3825	382.5	1563	156.3	16	318	176	2262	226.2	55.3	14	9	26.0
1967	10	766	3569	356.9	1811	181.1	N/A	248	130	1758	175.8	52.4	N/A	18	25.9
1966	10	682	2783	278.3	1608	160.8	N/A	205	99	1175	117.5	48.3	N/A	12	17.6
1965	10	653	2655	265.5	1438	143.8	N/A	197	94	1217	121.7	47.7	N/A	10	17.2
1964	10	641	2615	261.5	1422	142.2	N/A	185	96	1193	119.3	51.9	N/A	16	14.3
1963	11	555	<b>2059</b>	<b>205.9</b>	1291	129.1	N/A	134	63	779	77.9	47.0	N/A	17	<b>82</b>
1962	9	581	2465	273.9	1698	188.7	N/A	155	66	767	85.2	42.6	N/A	5	14.7
1961	10	569	2434	243.4	1589	158.9	N/A	145	65	845	84.5	44.9	N/A	17	13.5
1960	9	523	2574	286.0	1902	211.3	N/A	<b>107</b>	56	672	74.7	52.3	N/A	14	13.2
1959	9	599	2633	292.6	1874	208.2	N/A	118	52	759	84.3	44.1	N/A	6	22.0
1958	9	<b>504</b>	2280	253.3	1377	153.0	N/A	131	69	903	100.3	52.7	N/A	13	14.3
1957	9	667	2074	230.4	1444	160.4	N/A	115	54	<b>635</b>	70.6	47.0	N/A	10	11.1
1956	10	607	2453	245.3	1790	179.0	N/A	133	<b>50</b>	663	66.3	<b>37.6</b>	N/A	15	15.2
1955	10	581	2548	254.8	1754	175.4	N/A	135	59	798	79.8	43.7	N/A	9	14.2
1954	10	638	2473	247.3	1739	173.9	N/A	138	76	734	73.4	55.1	N/A	11	12.0
1953	10	593	2350	235.0	1711	171.1	N/A	119	<b>50</b>	639	<b>63.9</b>	42.0	N/A	8	11.9

BOLD denotes school record





# WELCOME TO #STARKVEGAS

"You can't duplicate it. That is the only stadium I have broadcast a game in where I actually had to use an earplug in my non-earpiece ear to be able to focus, hear our broadcast and actually do my job. The only one."

– Tom Luginbill, *ESPN* (9.25.18)

"Mississippi State has become the loudest stadium in America. They get those cowbells ringing about three hours before kickoff out in the parking lots. You go through a game there, you come out of there and you can't hear for about a day and a half. It is unbelievable."

– Pat Forde, *Yahoo Sports on Dan Patrick Show* (8.22.17)

"Mississippi State was truly incredible. If I was to rank the SEC Nation shows and experiences this year, Mississippi State is No. 1. You cannot find a square inch of open grass (in the Junction). The loudest fans we have heard so far in college football this year."

– Joe Tessitore, *SEC Network* (10.23.14)

"When there is a big game at Davis Wade, I'd put that atmosphere up against anything in college football. You gotta see it to believe it."

– John Hayes, *The Athletic* (9.19.17)

"Want to know what a revolution sounds like? Between the third and fourth quarter, Journey's 'Don't Stop Believin'' blares through the stadium speakers. The throng rings cowbells to the beat, creating a deafening roar as they try to hold on to the feeling."

– Pete Thamel, *Sports Illustrated* (10.10.14)

"The weekend in Starkville was one of the most electric and extraordinary I've ever experienced covering the Southeastern Conference. I have never seen anything quite like this in my 35 years of covering college football. We could spend the rest of our lives trying to top that show."

– Paul Finebaum, *SEC Network*





# DAVIS WADE STADIUM AT SCOTT FIELD

"The loudest game I have ever attended – start to finish – even postgame. You haven't lived until you've heard 'Don't Stop Believing' with accompaniment from 50,000 cowbells."

– **Stewart Mandel, Fox Sports (10.11.14)**

"Furthermore, Scott Field had become a virtual noise factory, louder than ever and that is really loud. You could not hear the guy next to you even when he was yelling."

– **Rick Cleveland, Mississippi Sports Hall of Fame writer (11.11.17)**

"Poor you. You spent Saturday somewhere other than Mississippi. I'm sorry. You didn't get goose bumps from a late-morning Starkville din so loud it seemed set to jar loose the Mississippi-Alabama borderline and hurl it nearer Tuscaloosa."

– **Chuck Culpepper, Washington Post (10.5.14)**

"These are the most genuine, authentic fans in America."

– **Paul Finebaum, SEC Network, on the Nov. 14, 2015 SEC Nation show**

"The environment Saturday at Davis Wade Stadium was as electric as any college sporting event you're ever going to find. It was the loudest stadium I've ever been in and it wasn't just the cowbells. It was an awesome environment all the way around and great people."

– **Chris Low, ESPN.com (10.11.14)**

"To all those Bulldog fans shining those cell phone flashlights and signing along to Don't Stop Believin', they make Davis Wade Stadium the most fun place to watch a football game in the SEC."

– **Kevin Scarbinsky, AL.com (11.14.15)**

"Alabama at Mississippi State last year was the loudest stadium I've ever been in."

– **Greg McElroy, ESPN (Summer 2018)**

"Anyone with noise sensitivity needs to beware before entering Davis Wade Stadium. Pack earplugs and noise-canceling headphones for small children. Because it's going to be loud."

– **Alex Scarborough, ESPN (Summer 2019)**





## DAVIS WADE STADIUM AT SCOTT FIELD

Capacity: 61,337

Head coach Joe Moorhead and the Mississippi State Bulldogs return to the raucous atmosphere of Davis Wade Stadium at Scott Field in 2019 in the midst of a span that has seen 26 wins over the last 35 home games. The Bulldogs posted a 6-1 record at home during Moorhead's first year at the helm of the program. The six wins at home were the most since 2014, a year in which MSU tied the single-season school record for home victories with a 7-0 mark en route to the program's first No. 1 national ranking.

All of the top 20 crowds in stadium history have come during the last five seasons of competition.

Christened after Olympic sprinter Don Magruder Scott, one of State's first football superstars, the 104-year-old historic facility (the nation's second-oldest FBS campus football stadium) has undergone seven renovation and expansion projects during its history. The first game at Scott Field came with an MSU win over Marion (Ala.) Military Institute, 54-0, on Oct. 3, 1914.

More than \$100 million in football projects have been initiated in the last few years. Of that figure, \$75 million of it went towards the nationally praised 2014 expansion.

The latest addition of note was a new, state-of-the-art locker room in the north end zone of Davis Wade Stadium, which was completed in August 2018. The locker room, which housed the Bulldogs for the first time during the 2018 season, features 11,100 square-feet of space and includes custom-built lockers, separate coach and staff locker rooms, an expansive athletic training room, as well as an equipment room.

The players' locker room features high-gloss metal panel ceiling, color-changing LED linear lighting, internally lit ceiling logos and a state-of-the-art sound system. In addition, a new recruiting lounge spanning over 3,000 square feet is adjacent to the locker room. The previous home locker room in the south end zone now serves as the visiting team locker room.

The \$3.6 million project was privately funded through the Bulldog Club. LPK Architects was the project's architect. ICM was the construction manager, and Copeland and Johns served as the general contractor.

Completed in August 2014, the north end zone expansion increased capacity to 61,337, provided additional premium seating, elevators, restrooms and concessions along with a completely new west side concourse. Construction began in August 2012.

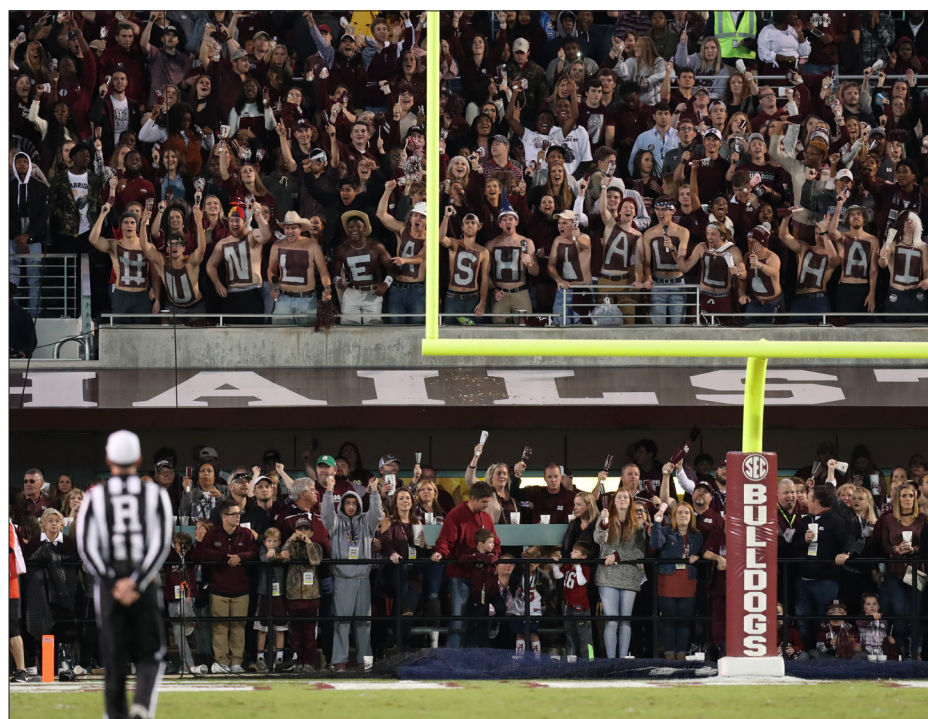
The construction contract for the project was awarded to the Harrell Contracting Group of Jackson, Mississippi. Harrell won the construction project in a university sealed bid process.

The north end zone addition created a total of 8,815 new seats, which, factored with the loss of the previously existing bleacher seating in the north end zone, resulted in a net 6,255-seat increase. Included in those 8,815 seats were 7,076 grandstand seats, 1,155 Scoreboard Club seats, 236 loge seats, 22 traditional suites, totaling approximately 288 seats, and 60 field-level suite seats. Additionally, standing room availability and ADA-compliant seating were also included in the project.

Also included in the north end zone is a non-seated, field level premium area, The Gridiron, which provides club-like amenities to any season ticket holder who buys a membership regardless of that person's stadium seat location. The new area has become a fan favorite as the Bulldogs sing the alma mater and take a victory lap in front of The Gridiron.


The north end also features a high-definition video board similar in size to the one currently standing on the stadium's south end, which is among the largest in college football.

The west side renovation showcases a rebuilt concourse under the west stands, the addition of four high-capacity elevators, an increase in restroom and concession point of sale facilities and a brick facade that matches the new construction on the north side.



*The new North End Zone and Gridiron Club were part of a \$75 million Davis Wade Stadium expansion completed in 2014 that increased capacity by over 6,000.*





In 2014, fans saw the number of elevators at Davis Wade Stadium more than double (from five to 12), the restroom fixture total nearly double (from 313 to 621), and permanent concession point of sale positions increase by over 40 percent (from 110 to 156).

For media, the project included a new television compound away from the stadium propriety. The TV compound is now located west of the stadium, allowing network broadcast trucks to connect to stadium equipment via underground cable runs. The renovation and expansion was funded by the sale of \$68 million in bonds and \$7 million in private giving. Private contributions for the stadium project were part of the Bulldog Club's "Today. Tomorrow. Forever" Athletics Facilities Initiative, which is completely independent of annual giving and priority seating donations.

Construction and renovation design for the Davis Wade Stadium expansion and renovation was handled by local architect LPK of Meridian, Mississippi, along with national sports consultants 360 Architecture of Kansas City. The design team engineered the north end zone facility to support future expansion of approximately 5,000 seats, including 22 additional suites and an upper deck.

The 2014 renovation and expansion came on the heels of installing \$1.4 million LED ribbon boards in the summer of 2011. The project, funded by the Bulldog Club, is located on the upper deck facades on the east and west sides, and brings fans in-game graphics, scores, stats and other pertinent information to improve the gameday experience.

One of the most talked about features at Davis Wade, however, is one of college football's largest high-definition video boards, located in the south end zone of the stadium. The \$6.1 million true HD board spans the roof of the Leo Seal M-Club Center in the south end zone at Scott Field. The board measures 152 feet wide by 135 feet, 6 inches tall, with a main HD screen 111 feet wide by 47 feet high.

The previous expansion came in the summer of 2000 and raised capacity to 55,082 with the addition of 50 skyboxes and 1,700 club-level seats. The expansion continued into the 2001 season with the addition of 7,000 upper-deck seats. The entire project, completed at a cost in excess of \$30 million, was made possible, in large part, by a financial commitment from the late Floyd Davis Wade Sr., of Meridian, Mississippi, for whom the stadium itself is now named.

Earlier building efforts in 1936 and 1948 brought capacity at Scott Field to 35,000 seats and provided the basic concrete grandstand structure (35 years after the 1948 expansion, the end zone seating structures were removed, lowering the capacity to 32,000 in 1983). But after 25 years, Scott Field was ready for another facelift and an expanded seating potential for the school's growing following.

A \$7.2 million drive in 1986, spearheaded by former MSU athletic director Carl Maddox and an active group of university and community leaders, financed the addition of 9,000 seats to Scott Field's capacity without the use of appropriated state funding. A 5,500-seat upper deck, an additional 1,700 chair back seats that extend from the stadium's original structure, and another 1,000 chair back seats flanking the Bob Hartley Press Box on the second level were added to the west side. Two 1,700-seat sections were added to the east side stands to bring capacity to 40,656.

Earning a reputation of being one of the nation's toughest places to play, the facility has been host to average attendances in excess of 55,000 the last six seasons. In fact, the last 10 years have seen the largest cumulative totals in the stadium's history.

In 2011, the program watched as each game recorded a then top-15 all-time attendance mark at Davis Wade Stadium, including 57,871 against Alabama (second) and 56,924 vs. LSU (then fourth). The 335,695 total fans to watch a game in Starkville was then the highest ever for a six-game schedule at the venue.

State fans broke the school record for total attendance again in 2013 with 389,868 total fans, including a seven-game record average of 55,695. On Nov. 16, 2013, 57,211 people wrapped in Maroon and White attended the Alabama game, the fourth-largest crowd in school history.

During the memorable 2014 campaign, the first in the new expansion, MSU set attendance records for single-season total attendance (427,892), single-game average attendance (61,127) and single-game attendance (62,945). The 2014 Bulldogs also tied the school record for home wins as their 7-0 mark matched the 1999 team. The seven home victories also helped State to the first 10-win regular season in program history.

MSU broke total attendance (432,490) and single-game average attendance (61,784) for the third straight year in 2015. That year, the Bulldogs eclipsed 50,000 in season ticket sales for the first time in program history. The previous high for season ticket sales was 45,575 in 2014, and prior to that was 43,894 in 2013.

National media have proclaimed the new north end zone expansion makes Davis Wade Stadium arguably the noisiest from start to finish in college football. A sea of Maroon and White in The Junction turned out for the first-ever SEC Nation broadcast in Starkville on the SEC Network prior to State's thumping of Texas A&M on Oct. 4, 2014. One week later, ESPN College GameDay made its first appearance in Starkville as No. 3 MSU battled No. 2 Auburn in a matchup of the highest ranked teams in the stadium's history. ESPN personality Lee Corso donned a Bulldog mascot head to a roar from the crowd. Hours later, MSU topped Auburn, 38-23, before a record crowd of 62,945 in the loudest game in school history. The victory ascended the program to its first No. 1 national ranking.

Scott Field's playing surface, which hosted 16-straight home victories from 1998 to 2000, is lush Hybrid Bermuda Grass (Certified Tifway 419), complete with a brand-new underground drainage and irrigation system. The field is encircled by a holly-lined sideline fence and end zone landscaping.

Entering the 2019 season, a total of 10,442,019 Bulldog fans have entered the turnstiles at Davis Wade Stadium since 1970.



On Oct. 11, 2014, No. 3 MSU hosted No. 2 Auburn and set a Davis Wade Stadium attendance record of 62,945 as the Bulldogs downed the Tigers, 38-23, with ESPN's College GameDay on hand for the first time.





## TIMELINE HISTORY OF SCOTT FIELD

**1914** – Mississippi A&M's football field moves to its current stadium location and is called the "New Athletic Field."

**1920** – Student body adopts a resolution name the field Scott Field in honor of Don Scott, famed Olympic runner and Bulldog football standout from 1915-16.

**1928** – Permanent seating for 3,000 fans is built on the west side of Scott Field at a cost of \$15,000. In addition portable stands are placed on the east side of the field with a similar capacity.

**1936** – Construction begins on concrete stands on the west side with Works Progress Administration labor. The new concrete facility will seat 8,000, while bleachers on the east side and in the end zone bring capacity to 20,000.

**1948** – Scott Field is enlarged to 35,000 by increasing the west side concrete stands to 15,000 and the construction of 12,000 concrete seats on the east side of the stadium.

**1983** – End zone seating structures are removed, reducing capacity to 32,000.

**1986** – A \$7.2 million expansion occurs, adding 9,000 seats to Scott Field's west side, including a 5,500-seat upper deck, 1,700 chairback seats extending from the stadium's original structure, and another 1,000 chairbacks flanking the press box. Two 1,700-seat sections are also added to the west side stands, bringing total capacity to 40,656.

**1999** – Plans are announced for the largest expansion project in stadium history. A \$30-million effort, backed largely by longtime MSU supporter Davis Wade, will add an estimated 10,500 seats and 50 luxury skyboxes, bringing total capacity to approximately 55,000 by the 2002 season. The new stadium, when completed, is renamed Davis Wade Stadium at Scott Field.

**2005** – Permanent end zone seating replaces temporary bleacher seating at the north end of the stadium, bringing official capacity to 55,082.

**2012** – Construction begins on a \$75-million expansion of the north end zone and the renovation of the west side concourse, bringing official capacity to 61,337 by the start of the 2014 season.

**2014** – In a 49-0 win over Southern Miss on Saturday, Aug. 30, MSU celebrates 100 years of Scott Field and officially opens the new north end zone expansion before a record crowd of 61,889. The record would later be broken that season when Auburn came to town.

**2018** – In August, a new, state-of-the art locker room in the north end zone is created.

## AGE BEFORE BEAUTY

In 2014, MSU celebrated 100 years of Scott Field in conjunction with the expansion and renovation of Davis Wade Stadium, which was originally built in 1914. Scott Field is the second-oldest stadium in FBS behind Georgia Tech's Bobby Dodd Stadium.

## OLDEST STADIUMS IN COLLEGE FOOTBALL

Stadium	School	Built	Location
1. Franklin Field	Penn	1895	Pennsylvania, Penn.
2. Harvard Stadium	Harvard	1903	Boston, Mass.
3. Bobby Dodd	Georgia Tech	1913	Atlanta, Ga.
4. Yale Bowl	Yale	1913	New Haven, Conn.
5. Davis Wade	Mississippi State	1914	Starkville, Miss.

While it may be one of the oldest in college football, it is in no way outdated. The \$75-million renovation and expansion that was completed in 2014 makes it the only stadium among the top five oldest in FBS to be expanded since 2005.

## PACKED HOUSE

MSU is second nationally in percentage of average attendance increase in the last 10 years based on stadiums over 60,000 capacity. In 2004, State's average attendance was 43,792, while in 2014 it was 61,127, marking a percentage increase of 39.6. MSU trails only Texas A&M, which saw a 41.1 percentage increase from 2004-14.

State ranked ninth among FBS teams in largest average attendance increase from the previous year with a jump from 55,695 in 2013 to 61,127 in 2014 - a change in average of 5,432.

## BY THE NUMBERS

**262**

Total MSU victories at Scott Field

**25-9**


Home record since DWS expansion opened in 2014

**20**


The school record for consecutive home victories, set from Sept. 23, 1939 - Nov. 22, 1946

**10,442,019**

Fans who have attended games at DWS since 1970



**1923**



**1946**



**1955**



**1986**



**2008**



**2014**



## TOP 20 HOME CROWDS

Date	Opponent	Res.	Score	Att.
1. 10-11-14	Auburn	W	38-23	62,945
2. 9-12-15	LSU		19-21 L	62,531
3. 11-14-15	Alabama		6-31 L	62,435
4. 11-1-14	Arkansas	W	17-10	62,307
5. 11-28-15	Ole Miss		27-38 L	62,265
6. 9-29-18	Florida		6-13 L	61,406
7. 8-30-14	Southern Miss	W	49-0	61,889
8. 10-17-15	Louisiana Tech	W	45-20	61,651
9. 9-19-15	Northwestern St.	W	62-13	61,574
10. 11-8-14	UT Martin	W	45-16	61,421
11. 11-11-17	Alabama		24-31 L	61,344
12. 10-24-15	Kentucky	W	42-16	61,168
13. 10-4-14	Texas A&M	W	48-31	61,113
14. 10-10-15	Troy	W	45-17	60,866
15. 10-6-18	Auburn	W	23-9	61,406
16. 9-16-17	LSU	W	37-7	60,596
17. 11-22-14	Vanderbilt	W	51-0	60,493
18. 10-8-16	Auburn		14-38 L	60,102
19. 11-23-17	Ole Miss		28-31 L	59,345
20. 10-21-17	Kentucky	W	45-7	58,963

## YEARLY HOME ATTENDANCE

Year	Gms	Att.	Avg.	Record
2018	7	406,401	58,057	6-1
2017	7	406,703	58,100	5-2
2016	6	349,904	58,317	3-3
2015	7	432,490*	61,784*	4-3
2014	7	427,892	61,127	7-0*
2013	7	389,868	55,695	5-2
2012	7	389,396	55,628	6-1
2011	6	335,695	55,949	3-3
2010	7	384,995	54,999	5-2
2009	7	376,544	53,792	2-5
2008	6	260,716	43,453	4-2
2007	6	295,775	49,296	4-2
2006	7	290,688	41,527	1-6
2005	6	286,127	47,688	2-4
2004	6	306,545	43,792	3-4
2003	6	286,000	47,667	2-4
2002	6	289,748	48,291	2-4
2001	7	296,456	42,351	3-4
2000	5	214,790	42,958	4-1
1999	7	264,749	37,821	7-0*
1998	5	186,925	37,385	5-0
1997	7	234,259	33,466	5-2
1996	6	207,360	34,560	2-4
1995	6	201,507	33,584	2-4
1994	6	219,088	36,515	4-2
1993	6	206,721	34,454	2-3-1
1992	5	197,099	39,420	4-1
1991	6	212,519	35,420	5-1
1990	5	172,827	34,565	2-3
1989	4	119,080	29,770	4-0
1988	4	135,218	33,805	1-3
1987	5	141,011	28,202	3-2
1986	4	157,565	39,391	2-2
1985	5	145,974	29,195	4-1
1984	4	119,913	29,978	2-2
1983	4	116,845	29,211	1-3
1982	4	127,665	31,916	2-2
1981	2	65,270	32,635	2-0
1980	2	68,924	34,462	1-1
1979	2	61,000	30,500	1-1
1978	2	69,100	34,550	1-1
1977	2	67,000	33,500	1-1
1976	3	89,000	29,667	3-0
1975	2	60,000	30,000	2-0
1974	2	66,000	33,000	2-0
1973	3	83,667	27,889	1-0-2
1972	3	76,000	25,333	3-0
1971	3	82,000	27,333	1-2
1970	2	61,000	30,500	1-1
<b>TOTAL</b>	<b>237</b>	<b>10,035,618</b>	<b>42,344</b>	<b>141-93-3</b>

\* - denotes school record

## SEASON ATTENDANCE RECORDS

No. of Games	Attendance	Year	Avg.
2	69,100	1978	34,550
3	89,000	1976	29,667
4	157,565	1986	39,391
5	214,790	2000	42,958
6	349,904	2016	58,317
7	432,490	2015	61,784

## SCOTT FIELD RECORD

**262-142-13 (.644)**

(includes five games forfeited by the NCAA from 1975-77)

## SCOTT FIELD YEARLY ATTENDANCE (RANKED BY TOTAL ATTENDANCE)

No.	Year	Avg.	Games	Total
1.	2015	61,784	7	432,490
2.	2014	61,127	7	427,892
3.	2017	58,100	7	406,703
4.	2018	58,057	7	406,401
5.	2013	55,695	7	389,868
6.	2012	55,628	7	389,396
7.	2010	54,999	7	384,995
8.	2009	53,792	7	376,544
9.	2016	58,317	6	349,904
10.	2011	55,695	6	335,695

## SCOTT FIELD YEARLY ATTENDANCE (RANKED BY AVERAGE ATTENDANCE)

No.	Year	Total	Games	Avg.
1.	2015	432,490	7	61,784
2.	2014	427,892	7	61,127
3.	2016	349,904	6	58,317
4.	2017	406,703	7	58,100
5.	2018	406,401	7	58,057
6.	2011	335,695	6	55,949
7.	2013	389,868	7	55,695
8.	2012	389,396	7	55,628
9.	2010	384,995	7	54,999
10.	2009	376,544	7	53,792

## LARGEST ATTENDED MSU GAMES

No.	Date	Opponent	Score	Att.
1.	10-3-15	at Texas A&M	L, 30-17	104,455
2.	11-15-03	at Tennessee	L, 21-59	104,223
3.	9-20-14	at LSU	W, 34-29	102,321
4.	11-10-18	at Alabama	L, 0-24	101,821
	11-5-16	at Alabama	L, 3-51	101,821
	11-15-14	at Alabama	L, 20-25	101,821
	10-27-12	at Alabama	L, 7-38	101,821
	11-13-10	at Alabama	L, 10-30	101,821

## BEST RECORDS AT SCOTT FIELD

No.	Year	Record
1.	2014	7-0
	1999	7-0
3.	1998	5-0
	1910	5-0
5.	6 occasions	4-0

## MOST WINS AT SCOTT FIELD

No.	Year	Wins (Record)
1.	2014	7 (7-0)
	1999	7 (7-0)
3.	2018	6 (6-1)
	2012	6 (6-1)
5.	1998	5 (5-0)
	1910	5 (5-0)
	1991	5 (5-1)
	2017	5 (5-2)
	2013	5 (5-2)
	2010	5 (5-2)
	1997	5 (5-2)

## WINNING STREAKS AT SCOTT FIELD

No.	Wins	Span	Ended Against
1.	20	9/23/39 - 11/22/47	Ole Miss (L, 14-33)
2.	17	10/2/1907 - 11/3/1911	Tulane (L, 4-5)
3.	16	9/5/98 - 11/10/00	Arkansas (L, 10-17 [OT])
4.	12	10/26/34 - 11/12/37	Duquesne (L, 0-9)
5.	10	11/28/18 - 10/8/21	LSU (L, 14-17)

## TOTAL ATTENDANCE RANKS

### 11-GAME SCHEDULE

619,230	2001
585,448	2005
569,457	1989
568,396	1983
563,695	2004
539,606	1995
533,048	1994
531,908	1987
524,459	1993
512,333	1985
512,018	1979

### 12-GAME SCHEDULE

689,449	2002
672,660	2008
661,294	2006
659,379	1991
655,930	2003
641,122	2009
627,658	2000
594,887	1999
592,594	1992
574,504	1981
533,048	1994

### 13-GAME SCHEDULE

828,888	2010
816,462	2018
816,041	2017
797,012	2014
791,851	2015
747,093	2011
743,345	2016
738,358	2013
723,564	2012
663,312	1998

## MISSISSIPPI VETERANS MEMORIAL STADIUM TOP MSU CROWDS

No.	Date	Opponent	Score	Att.
1.	11-7-81	Southern Miss	L, 6-7	64,112
2.	11-22-80	Ole Miss	W, 19-14	62,520
3.	10-30-82	Alabama	L, 12-20	62,110
4.	11-20-82	Ole Miss	W, 27-10	61,286
5.	11-21-81	Ole Miss	L, 17-21	61,153
6.	11-19-83	Ole Miss	L, 23-24	59,758
7.	10-8-83	Southern Miss	L, 6-31	58,311
8.	11-24-90	Ole Miss	L, 9-21	56,652
9.	9-21-85	Southern Miss	W, 23-20	54,300
10.	10-9-82	Southern Miss	L, 14-20	54,236

## BEST ROAD WIN-LOSS RECORDS

Year	Record
1. 1940	5-0
2. 1986	4-0

## MOST ROAD WINS

Year	Wins (Record)
1. 1940	5 (5-0)
1935	5 (5-3)
3. 1986	4 (4-0)
2015	4 (4-1)
1994	4 (4-1)
1980	4 (4-1)
1953	4 (4-1-1)
1941	4 (4-1-1)
9. 12 times (Last: 2017)	3 (3-2)



# 2019 SEC FOOTBALL SCHEDULE

(Tentative and Subject to Change)



Date Team	Aug. 31	Sept. 7	Sept. 14	Sept. 21	Sept. 28	Oct. 5	Oct. 12	Oct. 19	Oct. 26	Nov. 2	Nov. 9	Nov. 16	Nov. 23	Nov. 30
<b>ALABAMA</b>	DUKE Atlanta	NEW MEXICO STATE Tuscaloosa	SOUTH CAROLINA Columbia	SOUTHERN MISS Tuscaloosa	OLE MISS Tuscaloosa		TEXAS A&M College Station	TENNESSEE Tuscaloosa	ARKANSAS Tuscaloosa		LSU Tuscaloosa	MISSISSIPPI STATE Starkville	WESTERN CAROLINA Tuscaloosa	AUBURN Auburn
<b>ARKANSAS</b>	PORTLAND STATE Fayetteville	OLE MISS Oxford	COLORADO STATE Fayetteville	SAN JOSE STATE Fayetteville	TEXAS A&M Arlington		KENTUCKY Lexington	AUBURN Fayetteville	ALABAMA Tuscaloosa	MISSISSIPPI STATE Fayetteville	WESTERN KENTUCKY Fayetteville		LSU Baton Rouge	MISSOURI Little Rock (Nov. 29)
<b>AUBURN</b>	OREGON Arlington	TULANE Auburn	KENT STATE Auburn	TEXAS A&M College Station	MISSISSIPPI STATE Auburn	FLORIDA Gainesville		ARKANSAS Fayetteville	LSU Baton Rouge	OLE MISS Auburn		GEORGIA Auburn	SAMFORD Auburn	ALABAMA Auburn
<b>FLORIDA</b>	MIAMI Orlando (Aug. 24)	UT MARTIN Gainesville	KENTUCKY Lexington	TENNESSEE Gainesville	TOWSON Gainesville	AUBURN Gainesville	LSU Baton Rouge	SOUTH CAROLINA Columbia		GEORGIA Jacksonville	VANDERBILT Gainesville	MISSOURI Columbia		FLORIDA STATE Gainesville
<b>GEORGIA</b>	VANDERBILT Nashville	MURRAYSTATE Athens	ARKANSAS STATE Athens	NOTRE DAME Athens		TENNESSEE Knoxville	SOUTH CAROLINA Athens	KENTUCKY Athens		FLORIDA Jacksonville	MISSOURI Athens	AUBURN Auburn	TEXAS A&M Athens	GEORGIA TECH Atlanta
<b>KENTUCKY</b>	TOLEDO Lexington	EASTERN MICHIGAN Lexington	FLORIDA Lexington	MISSISSIPPI STATE Starkville	SOUTH CAROLINA Columbia		ARKANSAS Lexington	GEORGIA Athens	MISSOURI Lexington		TENNESSEE Lexington	VANDERBILT Nashville	UT MARTIN Lexington	LOUISVILLE Lexington
<b>LSU</b>	GEORGIA SOUTHERN Baton Rouge	TEXAS Austin	NORTHWESTERN STATE Baton Rouge	VANDERBILT Nashville		UTAH STATE Baton Rouge	FLORIDA Baton Rouge	MISSISSIPPI STATE Starkville	AUBURN Baton Rouge		ALABAMA Tuscaloosa	OLE MISS Oxford	ARKANSAS Baton Rouge	TEXAS A&M Baton Rouge
<b>OLE MISS</b>	MEMPHIS Memphis	ARKANSAS Oxford	SOUTHEAST LOUISIANA Oxford	CALIFORNIA Oxford	ALABAMA Tuscaloosa	VANDERBILT Oxford	MISSOURI Columbia	TEXAS A&M Oxford		AUBURN Auburn	NEW MEXICO STATE Oxford	LSU Oxford		MISSISSIPPI STATE Starkville (Nov. 28)
<b>MISSISSIPPI STATE</b>	LOUISIANA- LAFAYETTE New Orleans	SOUTHERN MISS Starkville	KANSASSTATE Starkville	KENTUCKY Starkville	AUBURN Auburn		TENNESSEE Knoxville	LSU Starkville	TEXAS A&M College Station	ARKANSAS Fayetteville		ALABAMA Starkville	ABILENE CHRISTIAN Starkville	OLE MISS Starkville (Nov. 28)
<b>MISSOURI</b>	WYOMING Laramie	WESTVIRGINIA Columbia	SOUTHEAST MISSOURI Columbia	SOUTH CAROLINA Columbia, Mo.		TROY Columbia	OLE MISS Columbia	VANDERBILT Nashville	KENTUCKY Lexington		GEORGIA Athens	FLORIDA Columbia	TENNESSEE Columbia	ARKANSAS Little Rock (Nov. 29)
<b>SOUTH CAROLINA</b>	NORTH CAROLINA Charlotte	CHARLESTON SOUTHERN Columbia	ALABAMA Columbia	MISSOURI Columbia, Mo.	KENTUCKY Columbia		GEORGIA Athens	FLORIDA Columbia	TENNESSEE Knoxville	VANDERBILT Columbia	APPALACHIAN STATE Columbia	TEXAS A&M College Station		CLEMSON Columbia
<b>TENNESSEE</b>	GEORGIA STATE Knoxville	BYU Knoxville	CHATANOOGA Knoxville	FLORIDA Gainesville		GEORGIA Knoxville	MISSISSIPPI STATE Knoxville	ALABAMA Tuscaloosa	SOUTH CAROLINA Knoxville	UAB Knoxville	KENTUCKY Lexington		MISSOURI Columbia	VANDERBILT Knoxville
<b>TEXAS A&amp;M</b>	TEXAS STATE College Station (Aug. 29)	CLEMSON Clemson	LAMAR College Station	AUBURN College Station	ARKANSAS Arlington, Texas		ALABAMA College Station	OLE MISS Oxford	MISSISSIPPI STATE College Station	UTSA College Station		SOUTH CAROLINA College Station	GEORGIA Athens	LSU Baton Rouge
<b>VANDERBILT</b>	GEORGIA Nashville	PURDUE West Lafayette		LSU Nashville	NORTHERN ILLINOIS Nashville	OLE MISS Oxford	UNLV Nashville	MISSOURI Nashville		SOUTH CAROLINA Columbia	FLORIDA Gainesville	KENTUCKY Nashville	ETSU Nashville	TENNESSEE Knoxville

2019 SEC CHAMPIONSHIP GAME • DECEMBER 7 • MERCEDES-BENZ STADIUM • ATLANTA, GA.









# 2022

AUG. 31  **VS RAGIN' CAJUNS**  
(NEW ORLEANS) LOUISIANA

SEP. 07  **SOUTHERN MISS**

SEP. 14  **KANSAS STATE**

SEP. 21  **KENTUCKY**

SEP. 28  **@ TAMU**  
AUBURN

OCT. 12  **TENNESSEE**

OCT. 19  **LSU**  
LSU

OCT. 26  **@ ATM**  
TEXAS A&M

NOV. 02  **ARKANSAS**

NOV. 16  **ALABAMA**

NOV. 23  **ACU**  
ABILENE CHRISTIAN (HC)

NOV. 28  **Ole Miss**  
EGG BOWL

