

LAMAR • LAWRENCE • LEAKE • NESHOB • LEFLORE • LINCOLN • LOWNDES • OKTIBBEHA • MARION • MARSHALL • MONROE • MONTGOMERY • LEE • NEWTON • NOXUBEE • MADISON •

PONTOTOC • PRENTISS • QUITMAN • RANKIN • SCOTT • SHARKEY • SIMPSON • SMITH • STONE • SUNFLOWER • TALLAHATCHIE • TATE • TIPPACH • JASPER • JACKSON • ITAWAMBA • ISSAQUE • HUMPHREYS • HOLMES • HINDS • JEFFERSON • DAVIS • JONES • KEMPER • LAFAYETTE •

Hail State

2020
record book


HARRISON • HANCOCK • GRENAUA • GREENE • GEORGE • FRANKLIN • FOREST • DESOTO • COVINGTON • COPPIN • COAHOMA • CLAY • CLARKE • CLABORNE • CHOCJAW • CHICKASAW • CARROLL • CALHOUN • BOLIV •

ATTALA • AMITE • ALCORN • ADAMS • YAZOO • YALOBUSHA • WINSTON • WEBSTER • TISHOMINGO • TUNICA • WARREN • TOLSON • WAYNE • WILKINSON • UNION • WALTHALL • JEFFERSON •





2020 MISSISSIPPI STATE FOOTBALL RECORD BOOK

INTRODUCTION

Table of Contents	1
Quick Facts	2
Roster Breakdown	3
Numerical Roster	4-5
Alphabetical Roster	6-7
2020 Outlook	8

MEET THE BULLDOGS

Player Statistics	9-39
-------------------	------

COACHING STAFF

Head Coach Mike Leach	40-44
Zach Arnett	45
Matt Brock	46
Tony Hughes	47
Darcel McBath	48
Eric Mele	49
Mason Miller	50
Dave Nichol	51
Jeff Phelps	52
Steve Spurrier Jr.	53
Jason Washington	53
Tyson Brown	55

2019 SEASON IN REVIEW

Final Statistics	56-57
Final Defensive Statistics	58
Game-by-Game Starters	59
Participation	60-61
Team Game-by-Game Statistics/Final Polls	62
Game Recaps	63-75

HISTORY

Year-by-Year Results	76-83
Year-by-Year History/Homecoming	84
Head Coaching Records	85
Miscellaneous Records	86
Streaks	87
Series History	88-94
All-Time Assistant Coaches	95
Letterwinners	96-103
All-Americans	104
National Award Winners	105
All-Southeastern Conference	106
SEC Award Winners	107
Academic Honors	108-110

PRO BULLDOGS

NFL Draft History	111
Bulldogs in the NFL	112-13
NFL Combine/Pro Bowl	114
Super Bowl Participants/Winners	115

BOWL HISTORY

Bowl History	116
Bowl Records	117-119
1937 Orange Bowl	120
1941 Orange Bowl	121
1963 Liberty Bowl	122
1974 Sun Bowl	123
1980 Sun Bowl	124
1981 Hall of Fame Bowl	125
1991 Liberty Bowl	126
1993 Peach Bowl	127
1995 Peach Bowl	128
1999 Cotton Bowl	129
1999 Peach Bowl	130
2000 Independence Bowl	131
2007 Liberty Bowl	132
2011 Gator Bowl	133
2011 Music City Bowl	134

2013 Gator Bowl	135
2013 Liberty Bowl	136
2014 Orange Bowl	137
2015 Belk Bowl	138
2016 St. Petersburg Bowl	139
2017 TaxSlayer Bowl	140
2019 Outback Bowl	141
2019 Music City Bowl	142

RECORDS

Team Game Records	143-145
Team Season Records	146-147
Individual Records	148-155
High Rushing Games	156-157
Miscellaneous Rushing Records	158
High Passing/Receiving Games	159
Yearly Offensive Leaders	160-161
Yearly Defensive Leaders	162
Yearly Special Teams Leaders	163
Yearly Team Offensive Statistics	164
Yearly Team Defensive Statistics	165

DAVIS WADE STADIUM

Welcome to #StarkVegas	166-167
Davis Wade Stadium at Scott Field	168-170
Attendance Records	171

CREDITS

Editor:	Brian Ogden
Assistant Editors:	Brandon Langlois, Josh Lively, Greg Campbell
Covers Design:	Dan Brown
Contributing Writer:	Greg Campbell
Photography:	Austin Perryman Aaron Cornia Kelly Donoho Russ Houston Mansel Guerri David Lann Bill Simmonds Bob Smith John R. Cade Blake McCollum Getty Images NFL

#HAILSTATE SOCIAL MEDIA



Facebook.com/HailStateFB



@HailStateFB



@HailStateFB



GENERAL INFORMATION

Location:	Starkville, Miss.
Founded:	February 28, 1878
Nickname:	Bulldogs
Enrollment:	22,226
Official Athletics Website:	HailState.com
President:	Dr. Mark Keenum
Faculty Athletics Representative:	Brent J. Fountain
Conference:	Southeastern (Western Division)
Colors:	Maroon (PMS 202) and White
Stadium (Capacity):	Davis Wade Stadium at Scott Field (61,337)
Constructed:	1914
Playing Surface:	Hybrid Bermuda Grass (Certified Tifway 419)
DWS Record:	267-151-13 (.644) ^

^ includes five games forfeited by the NCAA from 1975-77 and six wins vacated in 2018

COACHING STAFF

Head Coach (Alma Mater):	Mike Leach (BYU, 1983)
Record at Mississippi State:	First season
Career Record:	139-90 (19th season)

ASSISTANT COACHES (YEAR AT MSU):

Tony Hughes	Associate Head Coach/Nickelbacks (ninth year)
Zach Arnett	Defensive Coordinator/Linebackers (first year)
Matt Brock	Special Teams Coordinator/Outside Linebackers (first year)
Darcel McBath	Cornerbacks (first year)
Eric Mele	Running Backs (first year)
Mason Miller	Offensive Line (first year)
Dave Nichol	Inside Receivers (first year)
Jeff Phelps	Defensive Line (first year)
Steve Spurrier Jr.	Outside Receivers (first year)
Jason Washington	Safeties (first year)

COACHING QUALITY CONTROL (YEAR AT MSU):

Jamar Chaney	Senior Defensive Analyst (first year)
Carson Cramer	Offensive Quality Control (first year)
Drew Hollingshead	Offensive Quality Control (first year)
Jon Shalala	Defensive Quality Control (second year)
Allen Tucker	Special Teams Quality Control (third year)

OPERATIONS (YEAR AT MSU):

Dave Emerick	Senior Associate Athletic Director/Football (first year)
David Wilczewski	Assistant Athletic Director/Football Operations (second year)
Jay Perry	Director of Player Development (third year)

RECRUITING (YEAR AT MSU):

Mike Villagrana	Director of Recruiting (third year)
Brad Peterson	Director of High School Relations (fifth year)
Matt Wilson	Director of Player Personnel (third year)
Rod Gibson	Director of Communications (fifth year)
Andrea Hollis	Director of On-Campus Recruiting (fourth year)
Mason Smith	Recruiting Specialist (second year)
Kailee Brashears	Coordinator of Recruiting Operations (second year)
Brittany Thackery	Director of Player Personnel (first year)

STRENGTH & CONDITIONING (YEAR AT MSU):

Tyson Brown	Head Strength and Conditioning Coach (first year)
Dan Kistler Jr.	Associate Strength and Conditioning Coach (first year)
Chad Traver	Assistant Strength and Conditioning Coach (first year)
DeAndre Ward	Assistant Strength and Conditioning Coach (first year)
Alex Watkins	Assistant Strength and Conditioning Coach (first year)

FOOTBALL INFORMATION

2019 Overall Record	6-7
2019 SEC Record/Finish	3-5/fifth in West, tied for seventh overall
2019 Bowl	2019 Music City (lost to Louisville, 28-38, on Dec. 30)
2019 Final Rankings	NR AP, NR Coaches, NR College Football Playoff
Offensive System	Air Raid
Defensive System	3-3-5
2019 Letterwinners Returning/Lost:	
Total	41/27 (12 returning starters)
Offense	17/13 (4 returning starters)
Defense	20/13 (4 returning starters)
Specialists	4/1 (4 returning starters)

FOOTBALL HISTORY

First Year of Football	1895
All-Time Overall Record	561-585-39 (.490, entering 121st season)
All-Time SEC Record	199-372-13 (.352)
All-Time Bowl Record	13-10 (.565)

2020 FOOTBALL SCHEDULE

DATE	OPPONENT	LOCATION	SERIES
Sept. 26	at LSU *	Baton Rouge, La.	LSU leads, 75-35-3
Oct. 3	Arkansas *	Starkville, Miss.	ARK leads, 16-12-1
Oct. 10	at Kentucky *	Lexington, Ky.	MSU leads, 25-22
Oct. 17	Texas A&M *	Starkville, Miss.	Tied, 6-6
Oct. 31	at Alabama *	Tuscaloosa, Ala.	UA leads, 83-18-3
Nov. 7	Vanderbilt *	Starkville, Miss.	MSU leads, 13-7-2
Nov. 14	Auburn *	Starkville, Miss.	AU leads, 64-26-2
Nov. 21	at Georgia	Athens, Ga.	UGA leads, 18-6
Nov. 28	at Ole Miss *	Oxford, Miss.	OU leads, 62-47-6
Dec. 5	Missouri *	Starkville, Miss.	MU leads, 2-1

2019 FOOTBALL RESULTS

DATE	OPPONENT	RESULT	LOCATION (ATT.)
Aug. 31	at Louisiana (ESPNU)	W, 38-28	New Orleans, La. (22,440)
Sept. 7	Southern Miss (ESPNU)	W, 38-15	Starkville, Miss. (55,143)
Sept. 14	Kansas State (ESPN)	L, 24-31	Starkville, Miss. (54,522)
Sept. 21	Kentucky * (SECN)	W, 28-13	Starkville, Miss. (54,556)
Sept. 28	at #7 Auburn * (ESPN)	L, 23-56	Auburn, Ala. (87,451)
Oct. 12	at Tennessee * (SECN)	L, 10-20	Knoxville, Tenn. (85,462)
Oct. 19	#2 LSU * (CBS)	L, 13-36	Starkville, Miss. (59,282)
Oct. 26	at Texas A&M * (SECN)	L, 30-49	College Station, Texas (102,025)
Nov. 2	at Arkansas * (SECN)	W, 54-24	Fayetteville, Ark. (52,256)
Nov. 16	#5 Alabama * (ESPN)	L, 7-38	Starkville, Miss. (57,607)
Nov. 23	Abilene Christian [HC] (SECN Alt.)	W, 45-7	Starkville, Miss. (54,638)
Nov. 28 [Thu.]	Ole Miss * (ESPN)	W, 21-20	Starkville, Miss. (57,529)
Dec. 30	vs. Louisville ^ (ESPN)	L, 28-38	Nashville, Tenn. (46,850)

* - denotes SEC game / ^ - denotes Music City Bowl

DEPARTMENT OF ATHLETICS

Director of Athletics:	John Cohen (@JohnCohenAD)
Deputy Director of Athletics/External Affairs:	Leah Beasley
Deputy Director of Athletics/Compliance:	Bracky Brett
Deputy Director of Athletics/SWA:	Ann Carr
Deputy Director of Athletics/Development:	Bo Hemphill
Executive Senior Associate AD/CFD:	Eric George
Executive Senior Associate AD/Internal Affairs:	Jay Logan
Executive Senior Associate AD/Sports Medicine & Performance:	Mary McLendon
Executive Senior Associate AD/Bulldog Club:	Mike Richey

COMMUNICATIONS

Brandon Langlois (@BMLanglois)	Associate AD/Communications 662-325-0967 (office)/601-405-5650 (cell) BLanglois@athletics.msstate.edu
Brian Ogden (@brianogden)	Assistant Director 662-325-8040 (office)/972-977-7459 (cell) BOgden@athletics.msstate.edu
Greg Campbell (@brianogden)	Assistant Director 662-325-0972 (office)/814-876-0824 (cell) GCampbell@athletics.msstate.edu

STAFF (TWITTER HANDLE):

John R. Cade (@JRCade)	Assistant AD/Digital Media
Greg Campbell (@SID_Greg)	Assistant Director
Matt Dunaway (@HailStateMatt)	Associate Director
Josh Lively (@Josh_Lively1)	Assistant Director
Madelon Allen (@madelonallen)	Assistant Coordinator
Susan Jones	Accounting Assistant

**ALABAMA (7)**

Birmingham
R.J. Jennings
Allen Love
Lee Witherspoon
Fairhope
William Ryland
Florence
Erroll Thompson
Maplesville
Nathaniel Watson
Montgomery
Collin Duncan
Pleasant Grove
Rodney Groce Jr.

ARIZONA (1)

Tempe
Brandon Ruiz

CALIFORNIA (1)

Rancho Santa Margarita
K.J. Costello

FLORIDA (5)

Fort Pierce
Jamari Stewart
Miami
Korey Charles
Pensacola
Martin Emerson
Sarasota
Osirus Mitchell

GEORGIA (3)

Atlanta
Christian Ford
Jo'quavius Marks
Canton
Nick Pendley
Lilburn
Nolan McCord
Stone Mountain
Jordan Hoyer
Woodstock
Colby Cox

LOUISIANA (9)

Amite
Tyrus Wheat
Bossier City
C.J. Morgan
Destrehan
Quinton Torbor
Covington
Justin Stolberg
Cullen
Decameron Richardson
Monroe
Geor'quarius Spivey

New Orleans

Somon Anderson
Aaron Brule
Kyle Cass
St. James
Shawn Preston Jr.

MINNESOTA (1)

Minnetonka
Powers Warren

MISSISSIPPI (49)

Amory
J.J. Jernighan
Batesville
Janari Dean
Bitoxi
Brodie King
Brandon
Carson Banks
Scott Goodman
Will Rogers
Brookhaven
Grant Jackson
Centreville
Haze Greer
Clarksdale
Esaias Furdge
Columbia
Fred Peters
Columbus
Kylin Hill
LaQuinston Sharp
Crosby
Cameron Young
D'Iberville
Jaden Walley
Forest
Jay Jimison
George County
Dylan Lawrence
Greenville
Dillon Johnson
Malik Sanders
Greenwood
Kwatrivous Johnson
Marquiss Spencer
Grenada
Emmanuel Forbes
Gulfport
JT Zakkak
Hattiesburg
Jaden Crumedy
Camp Tice
Houston
Calvin McMillian
Hurley
Brad Cumbest
Indianola
Sherman Timbs

Jackson

Malik Heath
Aaron Odum
De'Monte Russell
Javorrius Selmon
Cordavien Suggs
Laurel
Charles Cross
Lewisburg
Cam Threatt
Macon
Kyziah Pruitt
Madison
Bo Brooks
Matt Stanic
Cody Swanson
McComb
Lucky Davis
McCool
Dontea Jones
Moss Point
Omni Wells
Mount Olive
Nathan Pickering
Ocean Springs
Austin Williams
Olive Branch
Jay Banks
Jevon Banks
Dareuan Parker
Jaylon Reed
Oxford
Tyler Williams
Pascagoula
Paul Blackwell
James Jackson
Pelahatchie
J.P. Purvis
Philadelphia
Greg Eiland
Lideatrick Griffin
Pontotoc
Cole Smith
Port Gibson
Aadreekis Conner
Purvis
Ramble Johnson
Ridgeland
John Garner
Joseph Garner
Rolling Fork
Caleb Ducking
Shubuta
Armondous Cooley
St. Martin
Brandon Cunningham
Starkville
Cameron Gardner
Rufus Harvey
Kameron Jones
Kobe Jones
Sumrall
Jack Harris

Tupelo

Hayes Hammond
Jett Johnson
Trip Wilson
Vicksburg
Reed Buys
West Point
Marcus Murphy
Scott Lashley

NEW JERSEY (1)

Chatham
Allan Walters
Irvington
Kareem Walker

NEW MEXICO (1)

Rio Rancho
Londyn Craft

NORTH CAROLINA (1)

Charlotte
Garrett Shrader

SOUTH CAROLINA (1)

North Augusta
Tre Lawson

TENNESSEE (6)

Brentwood
Tucker Day
Hendersonville
Izuchukwu King Ani
Memphis
Jordan Davis
Devon Robinson
Nashville
JaVonta Payton
Spring Hill
Landon Guidry

TEXAS (4)

Houston
Jace Christmann
Aidan Martin
Lewisville
Tyrell Shavers
Magnolia
Reed Bowman
Sachse
Jalen Mayden



No.	Name	Pos.	Ht.	Wt.	Cl.	Exp.	Hometown (Previous School)
0	JaVonta Payton	WR	6-1	180	Sr.	1L	Nashville, Tenn. (Northwest Mississippi CC)
1	Martin Emerson	CB	6-2	195	So.	1L	Pensacola, Fla. (Pine Forest)
2	Will Rogers	QB	6-2	205	Fr.	HS	Brandon, Miss. (Brandon)
2	Tyrus Wheat	LB	6-2	260	Jr.	JC	Amite, La. (Copiah-Lincoln [Miss.] CC)
3	Aaron Brule	LB	6-1	230	So.	1L	New Orleans, La. (Archbishop Rummel)
3	K.J. Costello	QB	6-5	225	Sr.	GTR	Rancho Santa Margarita, Calif. (Stanford)
4	Malik Heath	WR	6-3	215	Jr.	JC	Jackson, Miss. (Copiah-Lincoln [Miss.] CC)
4	Izuchukwu King Ani	DE	6-4	255	RFr.	RS	Hendersonville, Tenn. (Davidson Academy)
5	Osirus Mitchell	WR	6-5	210	Sr.	3L	Sarasota, Fla. (Booker)
6	Jordan Davis	LB	6-4	260	Jr.	JC	Memphis, Tenn. (Copiah-Lincoln [Miss.] CC)
6	Garrett Shrader	WR	6-4	215	So.	1L	Charlotte, N.C. (Charlotte Christian)
7	Marcus Murphy	S	6-1	200	Jr.	2L	West Point, Miss. (West Point)
8	Kylin Hill	RB	5-11	210	Sr.	3L	Columbus, Miss. (Columbus)
8	Brandon Ruiz	K	5-10	180	Sr.	GTR	Tempe, Ariz. (Arizona State)
9	De'Monte Russell	LB	6-4	250	RFr.	RS	Jackson, Miss. (Provine)
9	Tyrell Shavers	WR	6-6	200	Jr.	GTR	Lewisville, Texas (Alabama)
10	Kareem Walker	RB	6-2	220	Sr.	SQ	Irvington, N.J. (Fort Scott [Kan.] CC)
11	Geor'quarius Spivey	WR	6-5	240	So.	1L	Monroe, La. (Richwood)
12	Shawn Preston Jr.	S	6-0	210	So.	1L	St. James, La. (St. James)
13	Emmanuel Forbes	CB	6-0	180	Fr.	HS	Grenada, Miss. (Grenada)
13	Kyziah Pruitt	WR	5-10	205	RFr.	RS	Macon, Miss. (Noxubee County)
13	Tyler Williams	CB	6-2	175	Jr.	2L	Oxford, Miss. (Lafayette)
14	Jalen Mayden	QB	6-2	220	So.	SQ	Sachse, Texas (Sachse)
14	Nathaniel Watson	LB	6-2	250	So.	1L	Maplesville, Ala. (Maplesville)
15	Jack Harris	DE	6-3	250	RFr.	RS	Sumrall, Miss. (Oak Grove)
16	Korey Charles	CB	5-10	185	Sr.	3L	Miami, Fla. (North Florida Christian)
16	Allan Walters	QB	6-2	210	RSo.	TR	Chatham, N.J. (Vanderbilt)
17	Caleb Ducking	WR	6-5	200	Jr.	JC	Rolling Fork, Miss. (Holmes [Miss.] CC)
17	Aaron Odom	DE	6-3	275	Jr.	1L	Jackson, Miss. (Callaway)
18	Cameron Gardner	WR	6-4	220	So.	1L	Starkville, Miss. (Starkville)
19	Collin Duncan	S	6-0	205	So.	SQ	Montgomery, Ala. (St. James)
19	Justin Stolberg	QB	6-1	190	RJr.	JC	Covington, La. (Butler [Kan.] CC)
20	Kyle Cass	CB	6-2	195	Jr.	JC	New Orleans, La. (Mississippi Delta CC)
20	Trip Wilson	WR	6-2	190	Fr.	HS	Tupelo, Miss. (Tupelo)
21	Jo'quavious Marks	RB	5-10	195	Fr.	HS	Atlanta, Ga. (Carver)
21	Jaylon Reed	CB	6-0	185	So.	SQ	Olive Branch, Miss. (Olive Branch)
22	Nathan Pickering	DT	6-4	310	So.	1L	Mount Olive, Miss. (Seminary)
22	Lee Witherspoon	RB	5-10	195	So.	1L	Birmingham, Ala. (North Jackson)
23	Dillon Johnson	RB	6-0	215	Fr.	HS	Greenville, Miss. (Saint Joseph)
23	J.P. Purvis	S	6-1	220	RFr.	RS	Pelahatchie, Miss. (Pelahatchie Attendance Center)
24	Christian Ford	WR	5-11	170	So.	JC	Atlanta, Ga. (Iowa Central CC)
24	Dylan Lawrence	S	6-4	195	RFr.	RS	George County, Miss. (George County)
25	Somon Anderson	S	6-0	200	Jr.	SQ	New Orleans, La. (Brother Martin)
25	Brad Cumbest	WR	6-5	245	So.	1L	Hurley, Miss. (East Central)
26	Aadreekis Conner	S	6-2	210	Jr.	1L	Port Gibson, Miss. (Port Gibson)
27	Esaias Furdge	CB	6-0	185	So.	SQ	Clarksdale, Miss. (Clarksdale)
28	Londyn Craft	S	6-0	200	Jr.	SQ	Rio Rancho, N.M. (IMG Academy)
29	C.J. Morgan	S	6-0	200	Sr.	3L	Bossier City, La. (Parkway)
30	Decamerion Richardson	CB	6-2	180	Fr.	HS	Cullen, La. (Bossier)
31	Malik Sanders	CB	5-11	165	Jr.	SQ	Greenville, Miss. (Northwest Mississippi CC)
31	Jaden Walley	WR	6-0	180	Fr.	HS	D'Iberville, Miss. (D'Iberville)
32	J.J. Jernighan	RB	5-11	205	Jr.	JC	Amory, Miss. (Copiah-Lincoln [Miss.] CC)
32	Cam Threatt	CB	6-0	165	Fr.	HS	Lewisburg, Miss. (Lewisburg)
33	Omni Wells	RB	5-10	195	Jr.	JC	Moss Point, Miss. (Mississippi Gulf Coast CC)
34	Sherman Timbs	DE	6-2	270	Jr.	1L	Indianola, Miss. (Indianola Academy)
35	Landon Guidry	S	6-0	195	Jr.	2L	Spring Hill, Tenn. (Independence)
36	Janari Dean	S	5-11	190	Fr.	HS	Batesville, Miss. (South Panola)
36	Jay Jimison	CB	6-0	195	Jr.	RS	Forest, Miss. (Copiah-Lincoln [Miss.] CC)
37	Tucker Day	P	6-0	210	Jr.	2L	Brentwood, Tenn. (Brentwood)
37	Haze Greer	WR	6-3	210	RFr.	RS	Centreville, Miss. (Centreville Academy)
38	Fred Peters	S	5-10	210	Sr.	1L	Columbia, Miss. (Jones College)
39	Javorrius Selmon	CB	5-10	185	Fr.	HS	Jackson, Miss. (Provine)
40	Erroll Thompson	LB	6-1	250	Sr.	3L	Florence, Ala. (Florence)
41	Colby Cox	LS	6-1	240	Fr.	HS	Woodstock, Ga. (Woodstock)
41	Cody Swanson	S	6-0	190	RFr.	RS	Madison, Miss. (Madison-Ridgeland Academy)
42	Marquiss Spencer	DE	6-4	300	Sr.	3L	Greenwood, Miss. (Greenwood)



No.	Name	Pos.	Ht.	Wt.	Cl.	Exp.	Hometown (Previous School)
43	Paul Blackwell	LS	5-10	205	Sr.	1L	Pascagoula, Miss. (Resurrection Catholic)
44	Jett Johnson	LB	6-2	235	So.	SQ	Tupelo, Miss. (Tupelo)
45	Devon Robinson	DT	6-4	300	So.	SQ	Memphis, Tenn. (Whitehaven)
46	Jamari Stewart	DE	6-4	200	Fr.	HS	Fort Pierce, Fla. (Centennial)
47	Jace Christmann	K	6-0	195	Sr.	3L	Houston, Texas (Memorial)
47	Camp Tice	WR	6-4	195	RFr.	RS	Hattiesburg, Miss. (Presbyterian Christian School)
48	Scott Goodman	K	5-10	200	Jr.	2L	Brandon, Miss. (Brandon)
49	Aidan Martin	K	6-1	215	Fr.	HS	Houston, Texas (Klein Cain)
50	Tre Lawson	DE	6-5	265	Jr.	JC	North Augusta, S.C. (Mississippi Gulf Coast CC)
51	Reed Buys	OL	6-4	285	So.	JC	Vicksburg, Miss. (Jones College)
51	R.J. Jennings	LB	6-0	235	Sr.	1L	Birmingham, Ala. (Briarwood Christian)
52	Grant Jackson	OL	6-6	325	Fr.	HS	Brookhaven, Miss. (West Lincoln)
52	Kobe Jones	DE	6-4	260	Sr.	2L	Starkville, Miss. (Starkville)
53	Joseph Garner	LB	6-3	220	So.	SQ	Ridgeland, Miss. (St. Andrew's Episcopal)
54	Rodney Groce Jr.	LB	6-2	245	Fr.	HS	Pleasant Grove, Ala. (Pleasant Grove)
55	Greg Eiland	OL	6-8	335	Sr.	2L	Philadelphia, Miss. (Philadelphia)
56	Dareuan Parker	OL	6-4	355	Sr.	3L	Olive Branch, Miss. (DeSoto Central)
57	John Garner	LB	6-4	225	So.	SQ	Ridgeland, Miss. (St. Andrew's Episcopal)
57	Cole Smith	OL	6-3	305	So.	SQ	Pontotoc, Miss. (LSU)
58	Kameron Jones	OL	6-5	305	So.	SQ	Starkville, Miss. (Starkville)
60	William Ryland	OL	6-2	275	RFr.	RS	Fairhope, Ala. (Fairhope)
62	Matt Stanic	OL	6-4	345	Sr.	SQ	Madison, Miss. (Madison Central)
63	LaQuinston Sharp	OL	6-3	300	Sr.	1L	Columbus, Miss. (East Mississippi CC)
65	JT Zakkak	OL	6-3	285	Fr.	HS	Gulfport, Miss. (Gulfport)
67	Charles Cross	OL	6-5	290	RFr.	RS	Laurel, Miss. (Laurel HS)
68	Hayes Hammond	LS	5-10	190	Fr.	HS	Tupelo, Miss. (Tupelo)
69	Kwatrivous Johnson	OL	6-7	315	So.	SQ	Greenwood, Miss. (Greenwood)
70	Ramble Johnson	OL	6-4	275	Jr.	JC	Purvis, Miss. (Northwest Mississippi CC)
71	James Jackson	OL	6-3	330	Jr.	2L	Pascagoula, Miss. (Pascagoula)
72	Brandon Cunningham	OL	6-4	300	RFr.	RS	St. Martin, Miss. (St. Martin)
74	Nick Pendley	OL	6-4	315	RFr.	RS	Canton, Ga. (Creekview)
75	Calvin McMillian	OL	6-5	325	Fr.	HS	Houston, Miss. (Houston HS)
77	Cordavien Suggs	OL	6-6	310	Jr.	1L	Jackson, Miss. (Fletcher)
78	Scott Lashley	OL	6-7	315	Sr.	GTR	West Point, Miss. (Alabama)
80	Jay Banks	WR	6-2	225	Jr.	TR	Olive Branch, Miss. (Louisville)
81	Lideatrick Griffin	WR	5-10	175	Fr.	HS	Philadelphia, Miss. (Philadelphia)
82	Rufus Harvey	WR	5-10	160	Fr.	HS	Starkville, Miss. (Starkville)
83	Quinton Torbor	WR	6-1	195	RFr.	RS	Destrehan, La. (Destrehan)
84	Dontea Jones	WR	6-4	230	Sr.	3L	McCool, Miss. (Jireh (N.C.) Prep)
85	Austin Williams	WR	6-3	200	Jr.	2L	Ocean Springs, Miss. (Ocean Springs)
86	Jordan Hoyer	WR	6-0	200	RFr.	RS	Fairburn, Ga. (Creekside)
87	Bo Brooks	WR	6-1	185	So.	JC	Madison, Miss. (Copiah-Lincoln [Miss.] CC)
88	Powers Warren	WR	6-3	235	Jr.	1L	Minnetonka, Minn. (Minnetonka Senior)
89	Carson Banks	WR	5-10	165	So.	JC	Brandon, Miss. (Northeast Mississippi CC)
89	Brodie King	WR	5-10	185	Jr.	JC	Biloxi, Miss. (Jones College)
90	Armondous Cooley	DT	6-2	305	Fr.	HS	Shubuta, Miss. (Wayne County)
91	Nolan McCord	K	6-0	170	Fr.	HS	Litburn, Ga. (Parkview)
92	Jevon Banks	DE	6-2	285	Fr.	HS	Olive Branch, Miss. (Olive Branch)
93	Cameron Young	DT	6-3	320	So.	1L	Crosby, Miss. (Franklin County)
94	Jaden Crumedy	DT	6-5	300	So.	1L	Hattiesburg, Miss. (Oak Grove)
95	Allen Love	DT	6-2	285	So.	SQ	Birmingham, Ala. (Louisville)
97	Reed Bowman	P	6-0	200	Sr.	SQ	Magnolia, Texas (Texas Tech)

PRONUNCIATION GUIDE

0	JaVonta Payton	ja-VON-tay
3	Aaron Brule	BREW-lay
4	Izchukwu King Ani	Iz-ooh-choo-kwoo
5	Osirus Mitchell	o-SIGH-russ
9	De'Monte Russell	DUH-mahn-tay
11	Geor'quarius Spivey	ja-QUARE-ee-US
13	Kyziah Pruitt	KUH-zeye-uh
21	Jo'quavious Marks	jo-QUAY-vee-US
27	Esaias Furdge	ee-ZAH-yahs
32	Cam Threatt	threet

40	Erroll Thompson	AIR-uhl
47	Jace Christmann	CHRIST-man
55	Greg Eiland	island
56	Dareuan Parker	DARE-ee-un
69	Kwatrivous Johnson	Kwa-TRAY-vee-us
77	Cordavien Suggs	COR-day-vee-uhn
81	Lideatrick "Tulu" Griffin	TOO-loo
84	Dontea Jones	DAHN-tay



No.	Name	Pos.	Ht.	Wt.	Cl.	Exp.	Hometown (Previous School)
25	Somon Anderson	S	6-0	200	Jr.	SQ	New Orleans, La. (Brother Martin)
80	Jay Banks	WR	6-2	225	Jr.	TR	Olive Branch, Miss. (Louisville)
89	Carson Banks	WR	5-10	165	So.	JC	Brandon, Miss. (Northeast Mississippi CC)
92	Jevon Banks	DE	6-2	285	Fr.	HS	Olive Branch, Miss. (Olive Branch)
43	Paul Blackwell	LS	5-10	205	Sr.	1L	Pascagoula, Miss. (Resurrection Catholic)
97	Reed Bowman	P	6-0	200	Sr.	SQ	Magnolia, Texas (Texas Tech)
87	Bo Brooks	WR	6-1	185	So.	JC	Madison, Miss. (Copiah-Lincoln [Miss.] CC)
3	Aaron Brule	LB	6-1	230	So.	1L	New Orleans, La. (Archbishop Rummel)
51	Reed Buys	OL	6-4	285	So.	JC	Vicksburg, Miss. (Jones College)
20	Kyle Cass	CB	6-2	195	Jr.	JC	New Orleans, La. (Mississippi Delta CC)
16	Korey Charles	CB	5-10	185	Sr.	3L	Miami, Fla. (North Florida Christian)
47	Jace Christmann	K	6-0	195	Sr.	3L	Houston, Texas (Memorial)
26	Aadreekis Conner	S	6-2	210	Jr.	1L	Port Gibson, Miss. (Port Gibson)
90	Armondous Cooley	DT	6-2	305	Fr.	HS	Shubuta, Miss. (Wayne County)
3	K.J. Costello	QB	6-5	225	Sr.	GTR	Rancho Santa Margarita, Calif. (Stanford)
41	Colby Cox	LS	6-1	240	Fr.	HS	Woodstock, Ga. (Woodstock)
28	Londyn Craft	S	6-0	200	Jr.	SQ	Rio Rancho, N.M. (IMG Academy)
67	Charles Cross	OL	6-5	290	RFr.	RS	Laurel, Miss. (Laurel)
94	Jaden Crumedy	DT	6-5	300	So.	1L	Hattiesburg, Miss. (Oak Grove)
25	Brad Cumbest	WR	6-5	245	So.	1L	Hurley, Miss. (East Central)
72	Brandon Cunningham	OL	6-4	300	RFr.	RS	St. Martin, Miss. (St. Martin)
6	Jordan Davis	LB	6-4	260	Jr.	JC	Memphis, Tenn. (Copiah-Lincoln [Miss.] CC)
37	Tucker Day	P	6-0	210	Jr.	2L	Brentwood, Tenn. (Brentwood)
36	Janari Dean	S	5-11	190	Fr.	HS	Batesville, Miss. (South Panola)
17	Caleb Ducking	WR	6-5	200	Jr.	JC	Rolling Fork, Miss. (Holmes [Miss.] CC)
19	Collin Duncan	S	6-0	205	So.	SQ	Montgomery, Ala. (St. James)
55	Greg Eiland	OL	6-8	335	Sr.	3L	Philadelphia, Miss. (Philadelphia)
1	Martin Emerson	CB	6-2	195	So.	1L	Pensacola, Fla. (Pine Forest)
13	Emmanuel Forbes	CB	6-0	180	Fr.	HS	Grenada, Miss. (Grenada)
24	Christian Ford	WR	5-11	170	So.	JC	Atlanta, Ga. (Iowa Central CC)
27	Esaias Furdge	CB	6-0	185	So.	SQ	Clarksdale, Miss. (Clarksdale)
18	Cameron Gardner	WR	6-4	220	So.	1L	Starkville, Miss. (Starkville)
57	John Garner	LB	6-4	225	So.	SQ	Ridgeland, Miss. (St. Andrew's Episcopal)
53	Joseph Garner	LB	6-3	220	So.	SQ	Ridgeland, Miss. (St. Andrew's Episcopal)
48	Scott Goodman	K	5-10	200	Jr.	2L	Brandon, Miss. (Brandon)
37	Haze Greer	WR	6-3	210	RFr.	RS	Centreville, Miss. (Centreville Academy)
81	Lideatrix Griffin	WR	5-10	175	Fr.	HS	Philadelphia, Miss. (Philadelphia)
54	Rodney Groce Jr.	LB	6-2	245	Fr.	HS	Pleasant Grove, Ala. (Pleasant Grove)
35	Landon Guidry	S	6-0	195	Jr.	2L	Spring Hill, Tenn. (Independence)
68	Hayes Hammond	LS	5-10	190	Fr.	HS	Tupelo, Miss. (Tupelo)
15	Jack Harris	DE	6-3	250	RFr.	RS	Sumrall, Miss. (Oak Grove)
82	Rufus Harvey	WR	5-10	160	Fr.	HS	Starkville, Miss. (Starkville)
4	Malik Heath	WR	6-3	215	Jr.	JC	Jackson, Miss. (Copiah-Lincoln [Miss.] CC)
8	Kylin Hill	RB	5-11	210	Sr.	3L	Columbus, Miss. (Columbus)
86	Jordon Hoyer	WR	6-0	200	RFr.	RS	Fairburn, Ga. (Creekside)
52	Grant Jackson	OL	6-6	325	Fr.	HS	Brookhaven, Miss. (West Lincoln)
71	James Jackson	OL	6-3	330	Jr.	2L	Pascagoula, Miss. (Pascagoula)
51	R.J. Jennings	LB	6-0	235	Sr.	1L	Birmingham, Ala. (Briarwood Christian)
32	J.J. Jernighan	RB	5-11	205	Jr.	JC	Amory, Miss. (Copiah-Lincoln [Miss.] CC)
36	Jay Jimison	CB	6-0	195	Jr.	RS	Forest, Miss. (Copiah-Lincoln [Miss.] CC)
23	Dillon Johnson	RB	6-0	215	Fr.	HS	Greenville, Miss. (Saint Joseph)
44	Jett Johnson	LB	6-2	235	So.	SQ	Tupelo, Miss. (Tupelo)
69	Kwatrivous Johnson	OL	6-7	315	So.	SQ	Greenwood, Miss. (Greenwood)
70	Ramble Johnson	OL	6-4	275	Jr.	JC	Purvis, Miss. (Northwest Mississippi CC)
84	Dontea Jones	WR	6-4	230	Sr.	3L	McCool, Miss. (Jireh (N.C.) Prep)
58	Kameron Jones	OL	6-5	305	So.	SQ	Starkville, Miss. (Starkville)
52	Kobe Jones	DE	6-4	260	Sr.	2L	Starkville, Miss. (Starkville)
89	Brodie King	WR	5-10	185	Jr.	JC	Biloxi, Miss. (Jones College)
9	Izuchukwu King Ani	DE	6-4	255	RFr.	RS	Hendersonville, Tenn. (Davidson Academy)
78	Scott Lashley	OL	6-7	315	Sr.	GTR	West Point, Miss. (Alabama)
24	Dylan Lawrence	S	6-4	195	RFr.	RS	George County, Miss. (George County)
50	Tre Lawson	DE	6-5	265	Jr.	JC	North Augusta, S.C. (Mississippi Gulf Coast CC)
95	Allen Love	DT	6-2	285	So.	SQ	Birmingham, Ala. (Louisville)
21	Jo'quavious Marks	RB	5-10	195	Fr.	HS	Atlanta, Ga. (Carver)
49	Aidan Martin	K	6-1	215	Fr.	HS	Houston, Texas (Klein Cain)
14	Jalen Mayden	QB	6-2	220	So.	SQ	Sachse, Texas (Sachse)



No.	Name	Pos.	Ht.	Wt.	Cl.	Exp.	Hometown (Previous School)
91	Nolan McCord	K	6-0	170	Fr.	HS	Lilburn, Ga. (Parkview)
75	Calvin McMillian	OL	6-5	325	Fr.	HS	Houston, Miss. (Houston)
5	Osirus Mitchell	WR	6-5	210	Sr.	3L	Sarasota, Fla. (Booker)
29	C.J. Morgan	S	6-0	200	Sr.	3L	Bossier City, La. (Parkway)
7	Marcus Murphy	S	6-1	200	Jr.	2L	West Point, Miss. (West Point)
17	Aaron Odom	DE	6-3	275	Jr.	1L	Jackson, Miss. (Callaway)
56	Dareuan Parker	OL	6-4	355	Sr.	3L	Olive Branch, Miss. (DeSoto Central)
0	JaVonta Payton	WR	6-1	180	Sr.	1L	Nashville, Tenn. (Northwest Mississippi CC)
74	Nick Pendley	OL	6-4	315	RFr.	RS	Canton, Ga. (Creekview)
38	Fred Peters	S	5-10	210	Sr.	1L	Columbia, Miss. (Jones College)
22	Nathan Pickering	DT	6-4	310	So.	1L	Mount Olive, Miss. (Seminary)
12	Shawn Preston Jr.	S	6-0	210	So.	1L	St. James, La. (St. James)
13	Kyziah Pruitt	WR	5-10	205	RFr.	RS	Macon, Miss. (Noxubee County)
23	J.P. Purvis	S	6-1	220	RFr.	RS	Pelahatchie, Miss. (Pelahatchie Attendance Center)
21	Jaylon Reed	CB	6-0	185	So.	SQ	Olive Branch, Miss. (Olive Branch)
30	Decameron Richardson	CB	6-2	180	Fr.	HS	Cullen, La. (Bossier)
45	Devon Robinson	DT	6-4	300	So.	SQ	Memphis, Tenn. (Whitehaven)
2	Will Rogers	QB	6-2	205	Fr.	HS	Brandon, Miss. (Brandon)
8	Brandon Ruiz	K	5-10	180	Sr.	GTR	Tempe, Ariz. (Arizona State)
9	De'Monte Russell	LB	6-4	250	RFr.	RS	Jackson, Miss. (Provine)
60	William Ryland	OL	6-2	275	RFr.	RS	Fairhope, Ala. (Fairhope)
31	Malik Sanders	CB	5-11	165	Jr.	SQ	Greenville, Miss. (Northwest Mississippi CC)
39	Javorrius Selmon	CB	5-10	185	Fr.	HS	Jackson, Miss. (Provine)
63	LaQuinston Sharp	OL	6-3	300	Sr.	1L	Columbus, Miss. (East Mississippi CC)
9	Tyrell Shavers	WR	6-6	200	Jr.	GTR	Lewisville, Texas (Alabama)
6	Garrett Shrader	WR	6-4	215	So.	1L	Charlotte, N.C. (Charlotte Christian)
57	Cole Smith	OL	6-3	305	So.	SQ	Pontotoc, Miss. (LSU)
42	Marquiss Spencer	DE	6-4	300	Sr.	3L	Greenwood, Miss. (Greenwood)
11	Geor'quarius Spivey	WR	6-5	240	So.	1L	Monroe, La. (Richwood)
62	Matt Stanic	OL	6-4	345	Sr.	SQ	Madison, Miss. (Madison Central)
46	Jamari Stewart	DE	6-4	200	Fr.	HS	Fort Pierce, Fla. (Centennial)
19	Justin Stolberg	QB	6-1	190	RJr.	JC	Covington, La. (Butler [Kan.] CC)
77	Cordavien Suggs	OL	6-6	310	Jr.	1L	Jackson, Miss. (Fletcher)
41	Cody Swanson	S	6-0	190	RFr.	RS	Madison, Miss. (Madison-Ridgeland Academy)
40	Erroll Thompson	LB	6-1	250	Sr.	3L	Florence, Ala. (Florence)
32	Cam Threatt	CB	6-0	165	Fr.	HS	Lewisburg, Miss. (Lewisburg)
47	Camp Tice	WR	6-4	195	RFr.	RS	Hattiesburg, Miss. (Presbyterian Christian School)
34	Sherman Timbs	DE	6-2	270	Jr.	1L	Indianola, Miss. (Indianola Academy)
83	Quinton Torbor	WR	6-1	195	RFr.	RS	Destrehan, La. (Destrehan)
10	Kareem Walker	RB	6-2	220	Sr.	SQ	Irvington, N.J. (Fort Scott [Kan.] CC)
31	Jaden Walley	WR	6-0	180	Fr.	HS	D'Iberville, Miss. (D'Iberville)
16	Allan Walters	QB	6-2	210	RSo.	TR	Chatham, N.J. (Vanderbilt)
88	Powers Warren	WR	6-3	235	Jr.	1L	Minnetonka, Minn. (Minnetonka Senior)
14	Nathaniel Watson	LB	6-2	250	So.	1L	Maplesville, Ala. (Maplesville)
33	Omni Wells	RB	5-10	195	Jr.	JC	Moss Point, Miss. (Mississippi Gulf Coast CC)
2	Tyrus Wheat	LB	6-2	260	Jr.	JC	Amite, La. (Copiah-Lincoln [Miss.] CC)
85	Austin Williams	WR	6-3	200	Jr.	2L	Ocean Springs, Miss. (Ocean Springs)
13	Tyler Williams	CB	6-2	175	Jr.	2L	Oxford, Miss. (Lafayette)
20	Trip Wilson	WR	6-2	190	Fr.	HS	Tupelo, Miss. (Tupelo)
22	Lee Witherspoon	RB	5-10	195	So.	1L	Birmingham, Ala. (North Jackson)
93	Cameron Young	DT	6-3	320	So.	1L	Crosby, Miss. (Franklin County)
65	JT Zakkak	OL	6-3	285	Fr.	HS	Gulfport, Miss. (Gulfport)

PRONUNCIATION GUIDE

0	JaVonta Payton	ja-VON-tay
3	Aaron Brule	BREW-lay
4	Izuchukwu King Ani	Iz-ooh-choo-kwoo
5	Osirus Mitchell	o-SIGH-russ
9	De'Monte Russell	DUH-mahn-tay
11	Geor'quarius Spivey	ja-QUARE-ee-US
13	Kyziah Pruitt	KUH-zeye-uh
21	Jo'quavious Marks	jo-QUAY-vee-US
27	Esaias Furdge	ee-ZAH-yahs
32	Cam Threatt	threet

40	Erroll Thompson	AIR-uhl
47	Jace Christmann	CHRIST-man
55	Greg Eiland	island
56	Dareuan Parker	DARE-ee-un
69	Kwatrivous Johnson	Kwa-TRAY-vee-us
77	Cordavien Suggs	COR-day-vee-uhn
81	Lideatrick "Tulu" Griffin	TOO-loo
84	Dontea Jones	DAHN-tay

RETURNING STAT LEADERS (2019 STATS)

Points Scored	RB Kylin Hill (66)
Touchdowns	RB Kylin Hill (11)
Rushing Yards	RB Kylin Hill (1350)
Rushing Touchdowns	RB Kylin Hill (10)
Receiving Yards	WR Osirus Mitchell (430)
Receiving Touchdowns	WR Osirus Mitchell (6)
Passing Yards	QB Garrett Shrader (1170)
Passing Touchdowns	QB Garrett Shrader (8)
Tackles	LB Erroll Thompson (84)
Tackles For Loss	DE Marquiss Spencer (6.5)
Sacks	DE Kobe Jones (4.0)
Interceptions	S Marcus Murphy (2)

WHO RETURNS IN 2019

Starters Returning From 2019

Offense (4)

- RB** – Kylin Hill (13 starts in 2019)
WR – Osirus Mitchell (11 starts in 2019)
OL – Greg Eiland (8 starts at right tackle in 2019)
OL – Dareuan Parker (11 starts at left guard in 2019)

Defense (4)

- DE** – Marquiss Spender (13 starts in 2019)
DT – Jaden Crumedy (7 starts in 2019)
MLB – Erroll Thompson (13 starts in 2019)
S – C.J. Morgan (9 starts in 2019)

Specialists (4)

- PK** – Jace Christmann
KO – Scott Goodman
P – Tucker Day
LS – Paul Blackwell

Starters Lost From 2019

Offense (8)

- QB** – Tommy Stevens (9 starts in 2019)
WR – Stephen Guidry (9 starts in 2019)
WR – Dedrick Thomas (11 starts in 2019)
TE – Farrod Green (13 starts in 2019)
OL – Tommy Champion (2 starts at left guard, 4 starts at right tackle in 2019)
OL – Tyre Phillips (13 starts at left tackle in 2019)
OL – Stewart Reese (7 starts at right guard, 1 start at right tackle in 2019)
OL – Darryl Williams (13 starts at center in 2019)

Defense (7)

- DE** – Chauncey Rivers (12 starts in 2019)
DT – Fabian Lovett (13 starts in 2019)
LB – Leo Lewis (13 starts in 2019)
CB – Cam Dantzler (9 starts in 2019)
CB – Maurice Smitherman (6 starts in 2019)
S – Brian Cole II (12 starts in 2019)
S – Jaquarius Landrews (13 starts in 2019)

Specialists (4)

- H** – Kody Schexnayder
KR – Isaiah Zuber
KR/PR – Malik Dear

OFFENSIVE LETTERMEN RETURNING (17)

Quarterback (1): Garrett Shrader

Running Back (2): Kylin Hill, Lee Witherspoon

Wide Receiver (8): Brad Cumbest, Cameron Gardner, Donte Jones, Osirus Mitchell, JaVonta Payton, Geor'quarius Spivey, Powers Warren, Austin Williams

Offensive Line (6): Greg Eiland, James Jackson, Dareuan Parker, LaQuinston Sharp, Cordavien Suggs

DEFENSIVE LETTERMEN RETURNING (20)

Cornerback (3): Korey Charles, Martin Emerson, Tyler Williams

Safety (6): Aadreekis Conner, Landon Guidry, C.J. Morgan, Marcus Murphy, Fred Peters, Shawn Preston Jr.

Linebacker (4): Aaron Brule, R.J. Jennings, Erroll Thompson, Nathaniel Watson

Defensive End (4): Kobe Jones, Aaron Odom, Marquiss Spencer, Sherman Timbs

Defensive Tackle (3): Jaden Crumedy, Nathan Pickering, Cameron Young

SPECIALTY LETTERMEN RETURNING (4)

Kicker (2): Jace Christmann, Scott Goodman

Punter (1): Tucker Day

Long Snapper (1): Paul Blackwell

BULLDOGS BY CLASS

Seniors: LS Paul Blackwell, P Reed Bowman, CB Korey Charles, K Jace Christmann, QB K.J. Costello, DT Lucky Davis, OL Greg Eiland, RB Kylin Hill, LB R.J. Jennings, WR Donte Jones, DE Kobe Jones, OT Scott Lashley, WR Osirus Mitchell, S C.J. Morgan, OL Dareuan Parker, WR JaVonta Payton, S Fred Peters, K Brandon Ruiz, OL LaQuinston Sharp, DE Marquiss Spencer, OL Matt Stanic, LB Erroll Thompson, RB Kareem Walker,

Juniors: S Somon Anderson, WR Jay Banks, S Kyle Cass, S Aadreekis Conner, S Londyn Craft, LB Jordan Davis, P Tucker Day, K Scott Goodman, S Landon Guidry, WR Malik Heath, OL James Jackson, RB J.J. Jernighan, CB Jay Jimison, OL Ramble Johnson, WR Brodie King, LB Tre Lawson, S Marcus Murphy, DE Aaron Odom, CB Malik Sanders, WR Tyrell Shavers, OL Cordavien Suggs, DE Sherman Timbs, WR Powers Warren, RB Omni Wells, LB Tyrus Wheat, WR Austin Williams, CB Tyler Williams

Sophomores: WR Carson Banks, WR Bo Brooks, LB Aaron Brule, DT Jaden Crumedy, WR Brad Cumbest, S Collin Duncan, CB Martin Emerson, CB Esaias Furdge, WR Cameron Gardner, LB John Garner, LB Joseph Garner, LB Jett Johnson, OL Kwatrivous Johnson, OL Kameron Jones, DT Allen Love, QB Jalen Mayden, DT Nathan Pickering, S Shawn Preston Jr., CB Jaylon Reed, DT Devon Robinson, QB Garrett Shrader, OL Cole Smith, WR Geor'quarius Spivey, QB Justin Stolberg, QB Allen Walters, LB Nathaniel Watson, RB Lee Witherspoon, DT Cameron Young

Redshirt Freshmen: OL Charles Cross, OL Brandon Cunningham, WR Haze Greer, DE Jack Harris, WR Jordon Hoyer, DE Izchukwu King Ani, CB Dylan Lawrence, OL Nick Pendley, WR Kyziah Pruitt, S J.P. Purvis, LB De'Monte Russell, OL William Ryland, S Cody Swanson, WR Camp Tice, WR Quinton Torbor

Freshmen: DE Jevon Banks, DT Armondous Cooley, LS Colby Cox, S Janari Dean, CB Emmanuel Forbes, WR Lideatrick Griffin, LB Rodney Groce Jr., LS Hayes Hammond, WR Rufus Harvey, OL Grant Jackson, RB Dillon Johnson, RB Jo'quavious Marks, K Aidan Martin, K Nolan McCord, OL Calvin McMillian, CB Decamerion Richardson, QB Will Rogers, CB Javorrius Selmon, DE Jamari Stewart, CB Cam Threatt, WR Jaden Walley, WR Trip Wilson, OL JT Zakkak



#25 SOMON ANDERSON
S · Jr. · SQ · 6-0 · 200
New Orleans, La. (Brother Martin)



#89 CARSON BANKS
WR · Jr. · JC · 5-10 · 165
Brandon, Miss. (Northeast Mississippi CC)



#80 JAY BANKS
WR · Sr. · TR · 6-2 · 225
Olive Branch, Miss.. (Louisville)



#92 JEVEN BANKS
DE · Fr. · HS · 6-2 · 285
Olive Branch, Miss. (Olive Branch)



#43 PAUL BLACKWELL
LS · Sr. · 1L · 5-10 · 205
Pascagoula, Miss. (Resurrection Catholic)



#97 REED BOWMAN
P · Sr. · SQ · 6-0 · 200
Magnolia, Texas (Texas Tech)



#87 BO BROOKS
WR · So. · JC · 6-1 · 185
Madison, Miss. (Copiah-Lincoln [Miss.] CC)



#3 AARON BRULE
LB · So. · 1L · 6-1 · 230
New Orleans, La. (Archbishop Rummel)



#51 REED BUYS
OL · So. · JC · 6-4 · 285
Vicksburg, Miss. (Jones College)



#20 KYLE CASS
CB · Jr. · JC · 6-2 · 195
New Orleans, La. (Mississippi Delta CC)



#16 KOREY CHARLES
CB · Sr. · 3L · 5-10 · 185
Miami, Fla. (North Florida Christian)



#47 JACE CHRISTMANN
K · Sr. · 3L · 6-0 · 195
Houston, Texas (Memorial)



#26 AADREEKIS CONNER
S · Jr. · 1L · 6-2 · 210
Port Gibson, Miss. (Port Gibson)



#90 ARMONDOUS COOLEY
DT · Fr. · HS · 6-2 · 305
Shubuta, Miss. (Wayne County)



#3 K.J. COSTELLO
QB · Sr. · GTR · 6-5 · 225
Rancho Santa Margarita, Calif. (Stanford)



#41 COLBY COX
LS · Fr. · HS · 6-1 · 240
Woodstock, Ga. (Woodstock)



#28 LONDYN CRAFT
S · Jr. · SQ · 6-0 · 200
Rio Rancho, N.M. (IMG Academy)



#67 CHARLES CROSS
OL · RFr. · RS · 6-5 · 290
Laurel, Miss. (Laurel)



#94 JADEN CRUMEDY
DT · So. · 1L · 6-5 · 300
Hattiesburg, Miss. (Oak Grove)



#25 BRAD CUMBEST
WR · So. · 1L · 6-5 · 245
Hurley, Miss. (East Central)



#72 BRANDON CUNNINGHAM
OL · RFr · RS · 6-4 · 300
St. Martin, Miss. (St. Martin)



#6 JORDAN DAVIS
LB · Jr · JC · 6-4 · 260
Memphis, Tenn. (Copiah-Lincoln [Miss.] CC)



#37 TUCKER DAY
P · Jr · 2L · 6-0 · 210
Brentwood, Tenn. (Brentwood)



#36 JANARI DEAN
S · Fr · HS · 5-11 · 190
Batesville, Miss. (South Panola)



#17 CALEB DUCKING
WR · Jr · JC · 6-5 · 200
Rolling Fork, Miss. (Holmes [Miss.] CC)



#19 COLLIN DUNCAN
S · So · SQ · 6-0 · 205
Montgomery, Ala. (St. James)



#55 GREG EILAND
OL · Sr · 3L · 6-8 · 335
Philadelphia, Miss. (Philadelphia)



#1 MARTIN EMERSON
CB · So · 1L · 6-2 · 195
Pensacola, Fla. (Pine Forest)



#13 EMMANUEL FORBES
CB · Fr · HS · 6-0 · 180
Grenada, Miss. (Grenada)



#24 CHRISTIAN FORD
WR · So · JC · 5-11 · 170
Atlanta, Ga. (Iowa Central CC)



#27 ESAIAS FURDGE
CB · So · SQ · 6-0 · 185
Clarksdale, Miss. (Clarksdale)



#18 CAMERON GARDNER
WR · So · 1L · 6-4 · 220
Starkville, Miss. (Starkville)



#57 JOHN GARNER
LB · So · SQ · 6-4 · 225
Ridgeland, Miss. (St. Andrew's Episcopal)



#53 JOSEPH GARNER
LB · So · SQ · 6-3 · 220
Ridgeland, Miss. (St. Andrew's Episcopal)



#48 SCOTT GOODMAN
K · Jr · 2L · 5-10 · 200
Brandon, Miss. (Brandon)



#37 HAZE GREER
WR · RFr · RS · 6-3 · 210
Centreville, Miss. (Centreville Academy)



#81 LIDEATRACK GRIFFIN
WR · Fr · HS · 5-10 · 175
Philadelphia, Miss. (Philadelphia)



#54 RODNEY GROCE JR.
LB · Fr · HS · 6-2 · 245
Pleasant Grove, Ala. (Pleasant Grove)



#35 LANDON GUIDRY
S · Jr · 2L · 6-0 · 195
Spring Hill, Tenn. (Independence)



#68 HAYES HAMMOND
LS · Fr · HS · 5-10 · 190
Tupelo, Miss. (Tupelo)



#15 JACK HARRIS
DE · RFr · RS · 6-3 · 250
Sumrall, Miss. (Oak Grove)



#82 RUFUS HARVEY
WR · Fr · HS · 5-10 · 160
Starkville, Miss. (Starkville)



#4 MALIK HEATH
WR · Jr · JC · 6-3 · 215
Jackson, Miss. (Copiah-Lincoln [Miss.] CC)



#8 KYLIN HILL
RB · Sr · 3L · 5-11 · 210
Columbus, Miss. (Columbus)



#86 JORDON HOYER
WR · RFr · RS · 6-0 · 200
Fairburn, Ga. (Creekside)



#52 GRANT JACKSON
OL · Fr · HS · 6-6 · 325
Brookhaven, Miss. (West Lincoln)



#71 JAMES JACKSON
OL · Jr · 2L · 6-3 · 330
Pascagoula, Miss. (Pascagoula)



#51 R.J. JENNINGS
LB · Sr · 1L · 6-0 · 235
Birmingham, Ala. (Briarwood Christian)



#32 J.J. JERNIGHAN
RB · Jr · JC · 5-11 · 205
Amory, Miss. (Copiah-Lincoln [Miss.] CC)



#36 JAY JIMISON
CB · Jr · RS · 6-0 · 195
Forest, Miss. (Copiah-Lincoln [Miss.] CC)



#23 DILLON JOHNSON
RB · Fr · HS · 6-0 · 215
Greenville, Miss. (Saint Joseph)



#44 JETT JOHNSON
LB · So · SQ · 6-2 · 235
Tupelo, Miss. (Tupelo)



#69 KWATRIVOUS JOHNSON
OL · So · SQ · 6-7 · 315
Greenwood, Miss. (Greenwood)



#70 RAMBLE JOHNSON
OL · Jr · JC · 6-4 · 275
Purvis, Miss. (Northwest Mississippi CC)



#84 DONTAEA JONES
WR · Sr · 3L · 6-4 · 230
McCool, Miss. (Jireh [N.C.] Prep)



#58 KAMERON JONES
OL · So · SQ · 6-5 · 305
Starkville, Miss. (Starkville)



#52 KOBE JONES
DE · Sr · 2L · 6-4 · 260
Starkville, Miss. (Starkville)



#89 BRODIE KING
WR · Jr · JC · 5-10 · 185
Biloxi, Miss. (Jones College)



#4 IZUCHUKWU KING ANI
DE · RFr · RS · 6-4 · 255
Hendersonville, Tenn. (Davidson Academy)



#78 SCOTT LASHLEY
OL · Sr · GTR · 6-7 · 315
West Point, Miss. (Alabama)



#24 DYLAN LAWRENCE
S · RFr. · RS · 6-4 · 195
George County, Miss. (George County)



#50 TRE LAWSON
LB · Jr. · JC · 6-5 · 265
North Augusta, S.C. (Mississippi Gulf Coast CC)



#95 ALLEN LOVE
DT · So. · SQ · 6-2 · 285
Birmingham, Ala. (Louisville)



#21 JO'QUAVIOUS MARKS
RB · Fr. · HS · 5-10 · 195
Atlanta, Ga. (Carver)



#49 AIDAN MARTIN
K · Fr. · HS · 6-1 · 215
Houston, Texas (Klein Cain)



#14 JALEN MAYDEN
QB · So. · SQ · 6-2 · 220
Sachse, Texas (Sachse)



#91 NOLAN MCCORD
K · Fr. · HS · 6-0 · 170
Lilburn, Ga. (Parkview)



#75 CALVIN MCMILLIAN
OL · Fr. · HS · 6-5 · 325
Houston, Miss. (Houston)



#5 OSIRUS MITCHELL
WR · Sr. · 3L · 6-5 · 210
Sarasota, Fla. (Booker)



#29 C.J. MORGAN
S · Sr. · 3L · 6-0 · 200
Bossier City, La. (Parkway)



#7 MARCUS MURPHY
S · Jr. · 2L · 6-1 · 200
West Point, Miss. (West Point)



#17 AARON ODOM
DE · Jr. · 1L · 6-3 · 275
Jackson, Miss. (Callaway)



#56 DAREUAN PARKER
OL · Sr. · 3L · 6-4 · 355
Olive Branch, Miss. (DeSoto Central)



#0 JAVONTA PAYTON
WR · Sr. · 1L · 6-1 · 180
Nashville, Tenn. (Northwest [Miss.] CC)



#74 NICK PENDLEY
OL · RFr. · RS · 6-4 · 315
Canton, Ga. (Creekview)



#38 FRED PETERS
S · Sr. · 1L · 5-10 · 210
Columbia, Miss. (Jones College)



#22 NATHAN PICKERING
DT · So. · 1L · 6-4 · 310
Mount Olive, Miss. (Seminary)



#12 SHAWN PRESTON JR.
S · So. · 1L · 6-0 · 210
St. James, La. (St. James)



#13 KYZIAH PRUITT
WR · RFr. · RS · 5-10 · 205
Macon, Miss. (Noxubee County)



#23 J.P. PURVIS
S · RFr. · RS · 6-1 · 220
Pelahatchie, Miss. (Pelahatchie Attendance Center)

**#21 JAYLON REED**

CB · So. · SQ · 6-0 · 185
Olive Branch, Miss. (Olive Branch)

**#30 DECAMERION RICHARDSON**

CB · Fr. · HS · 6-2 · 180
Cullen, La. (Bossier)

**#45 DEVON ROBINSON**

DT · So. · SQ · 6-4 · 300
Memphis, Tenn. (Whitehaven)

**#2 WILL ROGERS**

QB · Fr. · HS · 6-2 · 205
Brandon, Miss. (Brandon)

**#8 BRANDON RUIZ**

K · R.Jr. · GTR · 5-10 · 180
Tempe, Ariz. (Arizona State)

**#9 DE'MONTE RUSSELL**

LB · R.Fr. · RS · 6-4 · 250
Jackson, Miss. (Provine)

**#60 WILLIAM RYLAND**

OL · R.Fr. · RS · 6-2 · 275
Fairhope, Ala. (Fairhope)

**#31 MALIK SANDERS**

CB · Jr. · SQ · 5-11 · 165
Grenville, Miss. (Northwest Mississippi CC)

**#39 JAVORRIUS SELMON**

CB · Fr. · HS · 5-10 · 185
Jackson, Miss. (Provine)

**#63 LAQUINSTON SHARP**

OL · Sr. · 1L · 6-3 · 300
Columbus, Miss. (East Mississippi CC)

**#9 TYRELL SHAVERS**

WR · Jr. · GTR · 6-4 · 200
Lewisville, Texas (Alabama)

**#6 GARRETT SHRADER**

WR · So. · 1L · 6-4 · 215
Charlotte, N.C. (Charlotte Christian)

**#57 COLE SMITH**

OL · So. · SQ · 6-3 · 305
Pontotoc, Miss. (LSU)

**#42 MARQUISS SPENCER**

DE · Sr. · 3L · 6-4 · 300
Greenwood, Miss. (Greenwood)

**#11 GEOR'QUARIUS SPIVEY**

WR · So. · 1L · 6-5 · 240
Monroe, La. (Richwood)

**#62 MATT STANIC**

OL · Sr. · SQ · 6-4 · 345
Madison, Miss. (Madison Central)

**#46 JAMARI STEWART**

DE · Fr. · HS · 6-4 · 200
Fort Pierce, Fla. (Centennial)

**#19 JUSTIN STOLBERG**

QB · R.Jr. · JC · 6-1 · 190
Covington, La. (Butler [Kan.] CC)

**#77 CORDAVIEN SUGGS**

OL · Jr. · 1L · 6-6 · 310
Jackson, Miss. (Fletcher)

**#41 CODY SWANSON**

S · R.Fr. · RS · 6-0 · 190
Madison, Miss. (Madison-Ridgeland Academy)



#40 ERROLL THOMPSON
LB · Sr. · 3L · 6-1 · 250
Florence, Ala. (Florence)



#32 CAM THREATT
CB · Fr. · HS · 6-0 · 165
Lewisburg, Miss. (Lewisburg)



#47 CAMP TICE
WR · RFr. · RS · 6-4 · 195
Hattiesburg, Miss. (Presbyterian Christian School)



#34 SHERMAN TIMBS
DE · Jr. · 1L · 6-2 · 270
Indianola, Miss. (Indianola Academy)



#83 QUINTON TORBOR
WR · RFr. · RS · 6-1 · 195
Destrehan, La. (Destrehan)



#10 KAREEM WALKER
RB · Sr. · SQ · 6-2 · 220
Irvington, N.J. (Fort Scott [Kan.] CC)



#31 JADEN WALLEY
WR · Fr. · HS · 6-0 · 180
D'Iberville, Miss. (D'Iberville)



#16 ALLAN WALTERS
QB · RSo. · TR · 6-2 · 210
Chatham, N.J. (Vanderbilt)



#88 POWERS WARREN
WR · Jr. · 1L · 6-3 · 235
Minnetonka, Minn. (Minnetonka Senior)



#14 NATHANIEL WATSON
LB · So. · 1L · 6-2 · 250
Maplesville, Ala. (Maplesville)




#33 OMNI WELLS
RB · Jr. · JC · 5-10 · 195
Moss Point, Miss. (Mississippi Gulf Coast CC)



#2 TYRUS WHEAT
LB · Jr. · JC · 6-2 · 260
Amite, La. (Copiah-Lincoln [Miss.] CC)



#85 AUSTIN WILLIAMS
WR · Jr. · 2L · 6-3 · 200
Ocean Springs, Miss. (Ocean Springs)



#20 TRIP WILSON
WR · Fr. · HS · 6-2 · 190
Tupelo, Miss. (Tupelo)



#22 LEE WITHERSPOON
RB · So. · 1L · 5-10 · 195
Birmingham, Ala. (North Jackson)



#93 CAMERON YOUNG
DT · So. · 1L · 6-3 · 320
Crosby, Miss. (Franklin County)



#65 JT ZAKKAK
OL · Fr. · HS · 6-3 · 285
Gulfport, Miss. (Gulfport)



#80 | JAY BANKS | WR | 6-2 | 225 | SR. | TR | OLIVE BRANCH, MISS. (LOUISVILLE)

JAY BANKS' CAREER RECEIVING STATISTICS

YEAR	GP/GS	REC	YDS	TD	LONG	REC/G	AVG/C	AVG/G
2018*	1/0	0	0	0	0	0.0	0.0	0.0
2019	DNP							
TOTAL	1/0	0	0	0	0	0.0	0.0	0.0

*at Louisville

JAY BANKS' 2018 GAME-BY-GAME RECEIVING STATISTICS*

DATE	OPPONENT	GP/GS	REC	YDS	TD	LONG
11/24/18	Kentucky	1/0	0	0	0	0
TOTAL		1/0	0	0	0	0

*at Louisville

#43 | PAUL BLACKWELL | LS | 5-10 | 205 | SR. | 1L | PASCAGOULA, MISS. (RESURRECTION CATHOLIC)

PAUL BLACKWELL'S CAREER DEFENSIVE STATISTICS

YEAR	GP/GS	SOLO	AST	TOT	TFL	YDS	SACK	YDS	FF	FR	YDS	INT	YDS	QBH	PBU
2019	13/0	3	0	3	0.0	0	0.0	0	0	1	0	0	0	0	0
TOTAL	13/0	3	0	3	0.0	0	0.0	0	0	1	0	0	0	0	0

PAUL BLACKWELL'S 2019 GAME-BY-GAME DEFENSIVE STATISTICS

DATE	OPPONENT	GP/GS	SOLO	AST	TOT	TFL	YDS	SACK	YDS	FF	FR	YDS	INT	YDS	QBH	PBU
08/31/19	at Louisiana	1/0	0	0	0	0.0	0	0.0	0	0	0	0	0	0	0	0
09/07/19	Southern Miss	1/0	0	0	0	0.0	0	0.0	0	0	0	0	0	0	0	0
09/14/19	Kansas State	1/0	0	0	0	0.0	0	0.0	0	0	1	0	0	0	0	0
09/21/19	Kentucky	1/0	0	0	0	0.0	0	0.0	0	0	0	0	0	0	0	0
09/28/19	at Auburn	1/0	1	0	1	0.0	0	0.0	0	0	0	0	0	0	0	0
10/12/19	at Tennessee	1/0	0	0	0	0.0	0	0.0	0	0	0	0	0	0	0	0
10/19/19	LSU	1/0	0	0	0	0.0	0	0.0	0	0	0	0	0	0	0	0
10/26/19	at Texas A&M	1/0	1	0	1	0.0	0	0.0	0	0	0	0	0	0	0	0
11/02/19	at Arkansas	1/0	0	0	0	0.0	0	0.0	0	0	0	0	0	0	0	0
11/16/19	Alabama	1/0	0	0	0	0.0	0	0.0	0	0	0	0	0	0	0	0
11/23/19	Abilene Christian	1/0	0	0	0	0.0	0	0.0	0	0	0	0	0	0	0	0
11/28/19	Ole Miss	1/0	1	0	1	0.0	0	0.0	0	0	0	0	0	0	0	0
12/30/19	vs. Louisville	1/0	0	0	0	0.0	0	0.0	0	0	0	0	0	0	0	0
TOTAL		13/0	3	0	3	0.0	0	0.0	0	0	1	0	0	0	0	0

#97 | REED BOWMAN | P | 6-0 | 200 | SR. | SQ | MAGNOLIA, TEXAS (TEXAS TECH)

REED BOWMAN'S CAREER PUNTING STATISTICS

YEAR	ATT	YDS	LONG	AVG	TB	FC	I20	50+	BLK
2019	2	82	51	41.0	0	0	1	1	0
TOTAL	2	82	51	41.0	0	0	1	1	0

REED BOWMAN'S 2019 GAME-BY-GAME PUNTING & KICKOFF STATISTICS

DATE	OPPONENT	PUNTING									KICKOFFS		
		ATT	YDS	LONG	AVG	TB	FC	I20	50+	BLK	ATT	YDS	TB
09/28/19	at Auburn	2	82	51	41.0	0	0	1	1	0	0	0	0
TOTAL		2	82	51	41.0	0	0	1	1	0	0	0	0

#3 | AARON BRULE | LB | 6-1 | 230 | SO. | 1L | NEW ORLEANS, LA. (ARCHBISHOP RUMMEL)

AARON BRULE'S CAREER DEFENSIVE STATISTICS

YEAR	GP/GS	SOLO	AST	TOT	TFL	YDS	SACK	YDS	FF	FR	YDS	INT	YDS	QBH	PBU
2018	4/0	0	1	1	0.0	0	0.0	0	0	0	0	0	0	0	0
2019	13/0	2	9	11	1.5	4	1.0	3	0	1	0	0	0	1	0
TOTAL	17/0	2	10	12	1.5	4	1.0	3	0	1	0	0	0	1	0

AARON BRULE'S 2018 GAME-BY-GAME DEFENSIVE STATISTICS

DATE	OPPONENT	GP/GS	SOLO	AST	TOT	TFL	YDS	SACK	YDS	FF	FR	YDS	INT	YDS	QBH	PBU
09/01/18	Stephen F. Austin	1/0	0	0	0	0	0	0	0	0	0	0	0	0	0	0
09/15/18	Louisiana	1/0	0	1	1	0	0	0	0	0	0	0	0	0	0	0
10/06/18	Auburn	1/0	0	0	0	0	0	0	0	0	0	0	0	0	0	0
01/01/19	vs. Iowa	1/0	0	0	0	0	0	0	0	0	0	0	0	0	0	0
TOTAL		4/0	0	1	1	0	0	0	0	0	0	0	0	0	0	0

AARON BRULE'S 2019 GAME-BY-GAME DEFENSIVE STATISTICS

DATE	OPPONENT	GP/GS	SOLO	AST	TOT	TFL	YDS	SACK	YDS	FF	FR	YDS	INT	YDS	QBH	PBU
08/31/19	at Louisiana	1/0	0	0	0	0.0	0	0.0	0	0	0	0	0	0	0	0
09/07/19	Southern Miss	1/0	0	1	1	0.0	0	0.0	0	0	0	0	0	0	0	0
09/14/19	Kansas State	1/0	0	0	0	0.0	0	0.0	0	0	0	0	0	0	0	0
09/21/19	Kentucky	1/0	0	0	0	0.0	0	0.0	0	0	0	0	0	0	0	0
09/28/19	at Auburn	1/0	0	1	1	0.0	0	0.0	0	0	1	0	0	0	0	0
10/12/19	at Tennessee	1/0	1	0	1	0.0	0	0.0	0	0	0	0	0	0	0	0
10/19/19	LSU	1/0	0	0	0	0.0	0	0.0	0	0	0	0	0	0	0	0
10/26/19	at Texas A&M	1/0	0	0	0	0.0	0	0.0	0	0	0	0	0	0	0	0
11/02/19	at Arkansas	1/0	0	0	0	0.0	0	0.0	0	0	0	0	0	0	0	0
11/16/19	Alabama	1/0	0	2	2	0.5	1	0.0	0	0	0	0	0	0	0	0
11/23/19	Abilene Christian	1/0	0	5	5	0.0	0	0.0	0	0	0	0	0	0	1	0
11/28/19	Ole Miss	1/0	0	0	0	0.0	0	0.0	0	0	0	0	0	0	0	0
12/30/19	vs. Louisville	1/0	1	0	1	1.0	3	1.0	3	0	0	0	0	0	0	0
TOTAL		13/0	2	9	11	1.5	4	1.0	3	0	1	0	0	0	1	0

#16 | KOREY CHARLES | CB | 5-10 | 185 | SR. | 3L | MIAMI, FLA. (NORTH FLORIDA CHRISTIAN)

KOREY CHARLES' CAREER DEFENSIVE STATISTICS

YEAR	GP/GS	SOLO	AST	TOT	TFL	YDS	SACK	YDS	FF	FR	YDS	INT	YDS	QBH	PBU
2017	3/0	1	1	2	0.0	0	0.0	0	0	0	0	0	0	0	0
2018	7/0	1	0	1	0.0	0	0.0	0	0	0	0	0	0	0	0
2019	7/0	4	1	5	0.0	0	0.0	0	1	0	0	0	0	0	0
TOTAL	17/0	6	2	8	0.0	0	0.0	0	0	0	0	0	0	0	0

KOREY CHARLES' 2017 GAME-BY-GAME DEFENSIVE STATISTICS

DATE	OPPONENT	GP/GS	SOLO	AST	TOT	TFL	YDS	SACK	YDS	FF	FR	YDS	INT	YDS	QBH	PBU
09/02/17	Charleston Southern	1/0	1	0	1	0.0	0	0.0	0	0	0	0	0	0	0	0
09/09/17	at Louisiana Tech	1/0	0	1	1	0.0	0	0.0	0	0	0	0	0	0	0	0
11/18/17	at Arkansas	1/0	0	0	0	0.0	0	0.0	0	0	0	0	0	0	0	0
TOTAL	7/0	1	1	2	0.0	0	0.0	0	0	0	0	0	0	0	0	0

KOREY CHARLES' 2018 GAME-BY-GAME DEFENSIVE STATISTICS

DATE	OPPONENT	GP/GS	SOLO	AST	TOT	TFL	YDS	SACK	YDS	FF	FR	YDS	INT	YDS	QBH	PBU
09/01/18	Stephen F. Austin	1/0	0	0	0	0.0	0	0.0	0	0	0	0	0	0	0	0
09/15/18	Louisiana	1/0	0	0	0	0.0	0	0.0	0	0	0	0	0	0	0	0
09/29/18	Florida	1/0	0	0	0	0.0	0	0.0	0	0	0	0	0	0	0	0
11/03/18	Louisiana Tech	1/0	1	0	1	0.0	0	0.0	0	0	0	0	0	0	0	0
11/10/18	at Alabama	1/0	0	0	0	0.0	0	0.0	0	0	0	0	0	0	0	0
11/17/18	Arkansas	1/0	0	0	0	0.0	0	0.0	0	0	0	0	0	0	0	0
11/22/18	at Ole Miss	1/0	0	0	0	0.0	0	0.0	0	0	0	0	0	0	0	0
TOTAL	7/0	1	0	1	0.0	0	0.0	0	0	0	0	0	0	0	0	0

KOREY CHARLES' 2019 GAME-BY-GAME DEFENSIVE STATISTICS

DATE	OPPONENT	GP/GS	SOLO	AST	TOT	TFL	YDS	SACK	YDS	FF	FR	YDS	INT	YDS	QBH	PBU
08/31/19	at Louisiana	1/0	1	0	1	0.0	0	0.0	0	0	0	0	0	0	0	0
09/07/19	Southern Miss	1/0	1	0	1	0.0	0	0.0	0	0	0	0	0	0	0	0
10/19/19	LSU	1/0	0	0	0	0.0	0	0.0	0	0	0	0	0	0	0	0
10/26/19	at Texas A&M	1/0	1	1	2	0.0	0	0.0	0	0	0	0	0	0	0	0
11/02/19	at Arkansas	1/0	0	0	0	0.0	0	0.0	0	0	0	0	0	0	0	0
11/23/19	Abilene Christian	1/0	1	0	1	0.0	0	0.0	0	1	0	0	0	0	0	0
12/30/19	vs. Louisville	1/0	0	0	0	0.0	0	0.0	0	0	0	0	0	0	0	0
TOTAL	7/0	4	1	5	0.0	0	0.0	0	1	0	0	0	0	0	0	0

#47 | JACE CHRISTMANN | K | 6-0 | 195 | SR. | 3L | HOUSTON, TEXAS (MEMORIAL)

JACE CHRISTMANN'S CAREER KICKING STATISTICS

YEAR	FG M-A	LONG	BLKD	PAT M-A
2017	12-14	45	0	42-42
2018	12-16	47	1	41-41
2019	8-10	51	0	39-40
TOTAL	32-40	51	1	122-123



JACE CHRISTMANN'S 2017 GAME-BY-GAME KICKING STATISTICS

DATE	OPPONENT	FG		BLKD	PAT
		M-A	LONG		M-A
09/02/17	Charleston Southern	0-0	0	0	1-1
09/09/17	at Louisiana Tech	0-0	0	0	3-3
09/16/17	LSU	3-3	45	0	4-4
09/23/17	at Georgia	1-1	26	0	0-0
09/30/17	at Auburn	1-1	40	0	1-1
10/14/17	BYU	0-0	0	0	5-5
10/21/17	Kentucky	1-1	31	0	6-6
10/28/17	at Texas A&M	0-0	0	0	5-5
11/03/17	Massachusetts	2-2	28	0	4-4
11/11/17	Alabama	1-1	25	0	3-3
11/18/17	at Arkansas	0-1	0	0	4-4
11/23/17	Ole Miss	2-2	44	0	2-2
12/30/17	vs. Louisville	1-2	23	0	4-4
TOTAL		12-14	45	0	42-42

JACE CHRISTMANN'S 2018 GAME-BY-GAME KICKING STATISTICS

DATE	OPPONENT	FG		BLKD	PAT
		M-A	LONG		M-A
09/01/18	Stephen F. Austin	0-1	0	0	6-6
09/08/18	at Kansas State	1-2	30	0	4-4
09/15/18	Louisiana	0-0	0	0	8-8
09/22/18	at Kentucky	0-0	0	0	1-1
09/29/18	Florida	2-2	39	0	0-0
10/06/18	Auburn	3-4	47	1	2-2
10/20/18	at LSU	1-1	19	0	0-0
10/27/18	Texas A&M	0-0	0	0	4-4
11/03/18	Louisiana Tech	1-1	47	0	6-6
11/10/18	at Alabama	0-1	0	0	0-0
11/17/18	Arkansas	1-1	19	0	4-4
11/22/18	at Ole Miss	0-0	0	0	5-5
01/01/19	vs. Iowa	3-3	44	0	1-1
TOTAL		12-16	47	1	41-41

JACE CHRISTMANN'S 2019 GAME-BY-GAME KICKING STATISTICS

DATE	OPPONENT	FG		BLKD	PAT
		M-A	LONG		M-A
09/07/19	Southern Miss	2-1	30	0	5-5
09/14/19	Kansas State	1-1	47	0	3-3
09/21/19	Kentucky	0-0	0	0	4-4
09/28/19	at Auburn	1-1	27	0	2-3
10/12/19	at Tennessee	2-1	51	0	1-1
10/19/19	LSU	0-0	0	0	1-1
10/26/19	at Texas A&M	1-1	33	0	3-3
11/02/19	at Arkansas	2-2	46	0	6-6
11/16/19	Alabama	0-0	0	0	1-1
11/23/19	Abilene Christian	1-1	40	0	6-6
11/28/19	Ole Miss	0-0	0	0	3-3
12/30/19	vs. Louisville	0-0	0	0	4-4
TOTAL		8-10	51	0	39-40

#26 | AADREEKIS CONNER | S | 6-2 | 210 | JR. | 1L | PORT GIBSON, MISS. (PORT GIBSON)

AADREEKIS CONNER'S CAREER DEFENSIVE STATISTICS

YEAR	GP/GS	SOLO	AST	TOT	TFL	YDS	SACK	YDS	FF	FR	YDS	INT	YDS	QBH	PBU
2019	10/0	4	1	5	0	0	0	0	0	0	0	0	0	0	0
TOTAL	10/0	4	1	5	0	0	0	0	0	0	0	0	0	0	0

AADREEKIS CONNER'S 2019 GAME-BY-GAME DEFENSIVE STATISTICS

DATE	OPPONENT	GP/GS	SOLO	AST	TOT	TFL	YDS	SACK	YDS	FF	FR	YDS	INT	YDS	QBH	PBU
08/31/19	at Louisiana	1/0	1	0	1	0	0	0	0	0	0	0	0	0	0	0
09/07/19	Southern Miss	1/0	0	0	0	0	0	0	0	0	0	0	0	0	0	0
09/14/19	Kansas State	1/0	2	0	2	0	0	0	0	0	0	0	0	0	0	0
09/21/19	Kentucky	1/0	0	0	0	0	0	0	0	0	0	0	0	0	0	0
10/12/19	at Tennessee	1/0	0	0	0	0	0	0	0	0	0	0	0	0	0	0
10/19/19	LSU	1/0	1	0	1	0	0	0	0	0	0	0	0	0	0	0
10/26/19	at Texas A&M	1/0	0	0	0	0	0	0	0	0	0	0	0	0	0	0
11/16/19	Alabama	1/0	0	0	0	0	0	0	0	0	0	0	0	0	0	0
11/23/19	Abilene Christian	1/0	0	1	1	0	0	0	0	0	0	0	0	0	0	0
12/30/19	vs. Louisville	1/0	0	0	0	0	0	0	0	0	0	0	0	0	0	0
TOTAL		10/0	4	1	5	0	0	0	0	0	0	0	0	0	0	0

#3 | K.J. COSTELLO | QB | 6-5 | 225 | SR. | GTR | RANCHO SANTA MARGARITA, CALIF. (STANFORD)

K.J. COSTELLO'S CAREER PASSING STATISTICS

YEAR	GP/GS	CMP	ATT	INT	YDS	TD	LONG	%	AVG/P	AVG/G
2017*	11/7	124	211	4	1573	14	50	.59	7.5	143.0
2018*	13/13	269	413	11	3540	29	80	.65	8.6	272.3
2019*	5/5	102	167	3	1038	6	79	.61	6.2	207.6
TOTAL	29/25	495	791	18	6151	49	80	.63	7.8	212.1

* at Stanford

K.J. COSTELLO'S CAREER RUSHING STATISTICS

YEAR	GP/GS	ATT	YDS	TD	LONG	AVG/A	AVG/G
2017*	11/7	28	92	3	25	3.3	8.4
2018*	13/13	42	-20	0	45	-0.5	-1.5
2019*	5/5	18	24	0	14	1.3	4.8
TOTAL	29/25	88	96	3	45	1.1	3.3

* at Stanford

K.J. COSTELLO'S 2017 GAME-BY-GAME PASSING & RUSHING STATISTICS

DATE	OPPONENT	GP/GS	PASSING				YDS	TD	LONG	RUSHING			
			CMP	ATT	INT	%				ATT	YDS	TD	LONG
08/27/17	vs. Rice	1/0	5	9	0	55.6%	80	0	28	1	25	1	25
09/23/17	UCLA	1/0	13	19	0	68.4%	123	2	22	2	15	1	9
09/30/17	Arizona State	1/1	15	24	0	62.5%	173	1	40	0	0	0	0
10/07/17	at Utah	1/0	5	9	0	55.6%	57	0	16	2	19	0	12
10/14/17	Oregon	1/0	5	6	0	83.3%	59	1	30	0	0	0	0
11/04/17	at Washington State	1/1	9	20	1	45.0%	105	0	24	3	-1	1	0
11/10/17	Washington	1/1	16	27	0	59.3%	211	0	39	5	26	0	18
11/18/17	California	1/1	17	26	1	65.4%	185	1	33	4	16	0	9
11/25/17	Notre Dame	1/1	14	22	0	63.6%	176	4	29	4	-1	0	4
12/01/17	vs. USC	1/1	10	22	0	45.5%	192	2	45	6	0	0	14
12/28/17	vs. TCU	1/1	15	27	2	55.6%	212	3	50	1	-7	0	0
TOTAL		11/7	88	153	5	58.0%	9	0	9	7	32	0	14

* at Stanford

K.J. COSTELLO'S 2018 GAME-BY-GAME PASSING & RUSHING STATISTICS

DATE	OPPONENT	GP/GS	PASSING				YDS	TD	LONG	RUSHING			
			CMP	ATT	INT	%				ATT	YDS	TD	LONG
08/31/18	San Diego State	1/1	21	31	1	67.7%	332	4	80	1	-2	0	0
09/08/18	USC	1/1	16	27	0	59.3%	183	1	29	1	12	0	12
09/15/18	UC Davis	1/1	17	30	2	56.7%	214	2	53	3	-12	0	0
09/22/18	at Oregon	1/1	19	26	0	73.1%	327	3	49	2	-19	0	0
09/29/18	at Notre Dame	1/1	15	27	1	55.6%	174	1	45	5	-28	0	0
10/06/18	Utah	1/1	26	41	2	63.4%	381	1	30	4	-30	0	0
10/18/18	at Arizona State	1/1	22	29	0	75.9%	231	1	28	4	18	0	13
10/27/18	Washington State	1/1	34	43	0	79.1%	323	4	36	7	19	0	9
11/03/18	at Washington	1/1	29	43	3	67.4%	347	2	35	1	-9	0	0
11/10/18	Oregon State	1/1	23	33	1	69.7%	342	4	75	1	45	0	45
11/24/18	at UCLA	1/1	23	37	1	62.2%	344	5	52	2	9	0	7
12/01/18	at California	1/1	18	29	0	62.1%	237	1	46	6	-4	0	5
12/31/18	vs Pittsburgh	1/1	6	17	0	35.3%	105	0	49	5	-19	0	5
TOTAL		13/13	88	153	5	58.0%	9	0	9	7	32	0	14

* at Stanford



K.J. COSTELLO'S 2019 GAME-BY-GAME PASSING & RUSHING STATISTICS

DATE	OPPONENT	GP/GS	PASSING				YDS	TD	LONG	RUSHING			
			CMP	ATT	INT	%				ATT	YDS	TD	LONG
08/31/19	Nortwestern	1/1	16	20	0	80.0%	152	1	27	5	12	0	7
09/14/19	at UCF	1/1	21	44	1	47.7%	199	1	25	2	16	0	8
09/21/19	Oregon	1/1	16	30	1	53.3%	120	0	25	7	-23	0	3
10/26/19	Arizona	1/1	31	44	0	70.5%	322	3	44	1	14	0	12
11/09/19	at Colorado	1/1	18	29	1	62.1%	245	1	79	3	5	0	14
TOTAL		5/5	102	167	3	61.1%	1038	6	79	18	24	0	14

*at Stanford

#28 | LONDYN CRAFT | S | 6-0 | 200 | JR. | SQ | RIO RANCHO, N.M. (IMG ACADEMY)

LONDYN CRAFT'S CAREER DEFENSIVE STATISTICS

YEAR	GP/GS	SOLO	AST	TOT	TFL	YDS	SACK	YDS	FF	FR	YDS	INT	YDS	QBH	PBU
2018	2/0	0	0	0	0	0	0	0	0	0	0	0	0	0	0
2019	6/0	0	1	1	0	0	0	0	0	0	0	0	0	0	0
TOTAL	8/0	0	1	1	0	0	0	0	0	0	0	0	0	0	0

LONDYN CRAFT'S 2018 GAME-BY-GAME DEFENSIVE STATISTICS

DATE	OPPONENT	GP/GS	SOLO	AST	TOT	TFL	YDS	SACK	YDS	FF	FR	YDS	INT	YDS	QBH	PBU
09/01/18	Stephen F. Austin	1/0	0	0	0	0	0	0	0	0	0	0	0	0	0	0
09/15/18	Louisiana	1/0	0	0	0	0	0	0	0	0	0	0	0	0	0	0
TOTAL		2/0	0	0	0	0	0	0	0	0	0	0	0	0	0	0

LONDYN CRAFT'S 2019 GAME-BY-GAME DEFENSIVE STATISTICS

DATE	OPPONENT	GP/GS	SOLO	AST	TOT	TFL	YDS	SACK	YDS	FF	FR	YDS	INT	YDS	QBH	PBU
08/31/19	at Louisiana	1/0	0	0	0	0	0	0	0	0	0	0	0	0	0	0
09/14/19	Kansas State	1/0	0	0	0	0	0	0	0	0	0	0	0	0	0	0
10/12/19	at Tennessee	1/0	0	0	0	0	0	0	0	0	0	0	0	0	0	0
10/19/19	LSU	1/0	0	0	0	0	0	0	0	0	0	0	0	0	0	0
11/02/19	at Arkansas	1/0	0	1	1	0	0	0	0	0	0	0	0	0	0	0
11/23/19	Abilene Christian	1/0	0	0	0	0	0	0	0	0	0	0	0	0	0	0
TOTAL		6/0	0	1	1	0	0	0	0	0	0	0	0	0	0	0

#94 | JADEN CRUMEDY | DT | 6-5 | 300 | SO. | 1L | HATTIESBURG, MISS. (OAK GROVE)

JADEN CRUMEDY'S CAREER DEFENSIVE STATISTICS

YEAR	GP/GS	SOLO	AST	TOT	TFL	YDS	SACK	YDS	FF	FR	YDS	INT	YDS	QBH	PBU
2018	2/0	0	0	0	0	0	0	0	0	0	0	0	0	0	0
2019	11/7	8	10	18	2.0	7	1.0	6	0	0	0	0	0	0	0
TOTAL	13/7	8	10	18	2.0	7	1.0	6	0	0	0	0	0	0	0

JADEN CRUMEDY'S 2018 GAME-BY-GAME DEFENSIVE STATISTICS

DATE	OPPONENT	GP/GS	SOLO	AST	TOT	TFL	YDS	SACK	YDS	FF	FR	YDS	INT	YDS	QBH	PBU
09/01/18	Stephen F. Austin	1/0	0	0	0	0	0	0	0	0	0	0	0	0	0	0
11/03/18	Louisiana Tech	1/0	0	0	0	0	0	0	0	0	0	0	0	0	0	0
TOTAL		2/0	0	0	0	0	0	0	0	0	0	0	0	0	0	0

JADEN CRUMEDY'S 2019 GAME-BY-GAME DEFENSIVE STATISTICS

DATE	OPPONENT	GP/GS	SOLO	AST	TOT	TFL	YDS	SACK	YDS	FF	FR	YDS	INT	YDS	QBH	PBU
08/31/19	at Louisiana	1/1	3	0	3	0	0	0	0	0	0	0	0	0	0	0
09/07/19	Southern Miss	1/0	0	1	1	0	0	0	0	0	0	0	0	0	0	0
09/14/19	Kansas State	1/1	0	2	2	0	0	0	0	0	0	0	0	0	0	0
09/21/19	Kentucky	1/0	0	0	0	0	0	0	0	0	0	0	0	0	0	0
09/28/19	at Auburn	1/1	3	0	3	1.0	1	0	0	0	0	0	0	0	0	0
10/12/19	at Tennessee	1/0	0	1	1	0	0	0	0	0	0	0	0	0	0	0
10/19/19	LSU	1/1	0	1	1	0	0	0	0	0	0	0	0	0	0	0
10/26/19	at Texas A&M	1/1	0	1	1	0	0	0	0	0	0	0	0	0	0	0
11/02/19	at Arkansas	1/1	0	0	0	0	0	0	0	0	0	0	0	0	0	0
11/16/19	Alabama	1/1	1	3	4	0	0	0	0	0	0	0	0	0	0	0
11/28/19	Ole Miss	1/1	1	1	2	1.0	6	1.0	6	0	0	0	0	0	0	0
TOTAL		11/7	8	10	18	2.0	7	1.0	6	0	0	0	0	0	0	0

#25 | BRAD CUMBEST | WR | 6-5 | 245 | SO. | 1L | HURLEY, MISS. (EAST CENTRAL)

BRAD CUMBEST'S CAREER RECEIVING STATISTICS

YEAR	GP/GS	REC	YDS	TD	LONG	REC/G	AVG/C	AVG/G
2018	3/0	1	21	0	21	0.3	21.0	7.0
2019	12/0	2	16	0	8	0.2	8.0	1.3
TOTAL	15/0	3	37	0	21	0.2	12.3	2.5

BRAD CUMBEST'S 2018 GAME-BY-GAME RECEIVING STATISTICS

DATE	OPPONENT	GP/GS	REC	YDS	TD	LONG
09/01/18	Stephen F. Austin	1/0	0	0	0	0
09/15/18	Louisiana	1/0	1	21	0	21
11/03/18	Louisiana Tech	1/0	0	0	0	0
TOTAL		3/0	1	21	0	21

BRAD CUMBEST'S 2019 GAME-BY-GAME RECEIVING STATISTICS

DATE	OPPONENT	GP/GS	REC	YDS	TD	LONG
09/07/19	Southern Miss	1/0	0	0	0	0
09/14/19	Kansas State	1/0	0	0	0	0
09/21/19	Kentucky	1/0	0	0	0	0
09/28/19	at Auburn	1/0	0	0	0	0
10/12/19	at Tennessee	1/0	0	0	0	0
10/19/19	LSU	1/0	0	0	0	0
10/26/19	at Texas A&M	1/0	0	0	0	0
11/02/19	at Arkansas	1/0	2	16	0	8
11/16/19	Alabama	1/0	0	0	0	0
11/23/19	Abilene Christian	1/0	0	0	0	0
11/28/19	Ole Miss	1/0	0	0	0	0
12/30/19	vs. Louisville	1/0	0	0	0	0
TOTAL		12/0	2	16	0	8

#37 | TUCKER DAY | P | 6-0 | 210 | JR. | 2L | BRENTWOOD, TENN. (BRENTWOOD)

TUCKER DAY'S CAREER PUNTING STATISTICS

YEAR	ATT	YDS	LONG	AVG	TB	FC	120	50+	BLK
2017	0	0	0	0.0	0	0	0	0	0
2018	47	1,851	70	39.4	2	19	13	4	0
2019	51	2,174	70	42.6	3	10	13	11	0
TOTAL	98	4,025	70	41.1	5	29	26	15	0

TUCKER DAY'S CAREER KICKOFF STATISTICS

YEAR	ATT	YDS	AVG	TB
2017	2	130	65.0	2
2018	0	0	0	0
2019	17	991	58.3	4
TOTAL	19	1,121	59.0	6

TUCKER DAY'S CAREER KICKING STATISTICS

YEAR	M-A	LONG	BLKD
2017	2-4	40	0
2018	0-0	0	0
2019	0-0	0	0
TOTAL	2-4	40	0

TUCKER DAY'S 2017 GAME-BY-GAME KICKING & KICKOFF STATISTICS

DATE	OPPONENT	FG			KICKOFFS		
		M-A	LONG	BLKD	ATT	YDS	TB
09/02/17	Charleston Southern	1-3	40	0	1	65	1
09/09/17	at Louisiana Tech	1-1	36	0	1	65	1
TOTAL		2-4	40	0	2	130	2

TUCKER DAY'S 2018 GAME-BY-GAME PUNTING & KICKOFF STATISTICS

		PUNTING									KICKOFFS		
DATE	OPPONENT	ATT	YDS	LONG	AVG	TB	FC	120	50+	BLK	ATT	YDS	TB
09/01/18	Stephen F. Austin	3	123	48	41.00	0	0	1	0	0	0	0	0
09/08/18	at Kansas State	1	34	34	34.00	0	0	0	0	0	0	0	0
09/15/18	Louisiana	1	43	43	43.00	0	0	0	0	0	0	0	0
09/22/18	at Kentucky	7	265	59	37.86	0	2	3	1	0	0	0	0
09/29/18	Florida	1	45	45	45.00	0	0	0	0	0	0	0	0
10/06/18	Auburn	3	120	48	40.00	0	1	0	0	0	0	0	0
10/20/18	at LSU	5	173	42	34.60	0	3	0	0	0	0	0	0
10/27/18	Texas A&M	3	109	41	36.33	0	0	1	0	0	0	0	0
11/03/18	Louisiana Tech	3	122	42	40.67	0	2	1	0	0	0	0	0
11/10/18	at Alabama	8	294	51	36.75	0	4	2	1	0	0	0	0
11/17/18	Arkansas	1	40	40	40.00	0	1	1	0	0	0	0	0
11/22/18	at Ole Miss	6	231	48	38.50	0	4	3	0	0	0	0	0
01/01/19	vs. Iowa	5	252	70	50.40	2	2	1	2	0	0	0	0
TOTAL		47	1,851	70	39.38	2	19	13	4	0	0	0	0



TUCKER DAY'S 2019 GAME-BY-GAME PUNTING & KICKOFF STATISTICS

DATE	OPPONENT	PUNTING									KICKOFFS		
		ATT	YDS	LONG	AVG	TB	FC	I20	50+	BLK	ATT	YDS	TB
08/31/19	at Louisiana	2	80	42	40.00	0	0	2	0	0	0	0	0
09/07/19	Southern Miss	4	199	59	49.75	0	2	3	2	0	0	0	0
09/14/19	Kansas State	6	242	55	40.33	0	1	0	1	0	0	0	0
09/21/19	Kentucky	3	147	50	49.00	2	0	0	1	0	4	256	3
09/28/19	at Auburn	4	168	45	42.00	0	0	1	0	0	1	64	0
10/12/19	at Tennessee	4	173	56	43.25	0	0	0	1	0	0	0	0
10/19/19	LSU	5	214	70	42.80	1	1	1	1	0	0	0	0
10/26/19	at Texas A&M	3	134	50	44.67	0	1	0	1	0	3	181	0
11/02/19	at Arkansas	2	86	50	43.00	0	1	0	1	0	4	222	1
11/16/19	Alabama	5	197	48	39.40	0	0	1	0	0	0	0	0
11/23/19	Abilene Christian	3	101	45	33.67	0	1	2	0	0	2	80	0
11/28/19	Ole Miss	5	218	51	43.60	0	2	2	1	0	0	0	0
12/30/19	vs. Louisville	5	215	56	43.00	0	1	1	2	0	3	188	1
TOTAL		51	2,174	70	42.63	3	10	13	11	0	17	991	4

#19 | COLLIN DUNCAN | S | 6-0 | 205 | SO. | SQ | MONTGOMERY, ALA. (ST. JAMES)

COLLIN DUNCAN'S CAREER DEFENSIVE STATISTICS

YEAR	GP/GS	SOLO	AST	TOT	TFL	YDS	SACK	YDS	FF	FR	YDS	INT	YDS	QBH	PBU
2019	11/0	1	0	1	0	0	0	0	0	0	0	0	0	0	0
TOTAL	11/0	1	0	1	0	0	0	0	0	0	0	0	0	0	0

COLLIN DUNCAN'S 2019 GAME-BY-GAME STATISTICS

DATE	OPPONENT	GP/GS	SOLO	AST	TOT	TFL	YDS	SACK	YDS	FF	FR	YDS	INT	YDS	QBH	PBU
08/31/19	at Louisiana	1/0	0	0	0	0	0	0	0	0	0	0	0	0	0	0
09/07/19	Southern Miss	1/0	0	0	0	0	0	0	0	0	0	0	0	0	0	0
09/14/19	Kansas State	1/0	0	0	0	0	0	0	0	0	0	0	0	0	0	0
09/21/19	Kentucky	1/0	0	0	0	0	0	0	0	0	0	0	0	0	0	0
09/28/19	at Auburn	1/0	0	0	0	0	0	0	0	0	0	0	0	0	0	0
10/19/19	LSU	1/0	0	0	0	0	0	0	0	0	0	0	0	0	0	0
10/26/19	at Texas A&M	1/0	0	0	0	0	0	0	0	0	0	0	0	0	0	0
11/02/19	at Arkansas	1/0	1	0	1	0	0	0	0	0	0	0	0	0	0	0
11/16/19	Alabama	1/0	0	0	0	0	0	0	0	0	0	0	0	0	0	0
11/23/19	Abilene Christian	1/0	0	0	0	0	0	0	0	0	0	0	0	0	0	0
12/30/19	vs. Louisville	1/0	0	0	0	0	0	0	0	0	0	0	0	0	0	0
TOTAL		11/0	1	0	1	0	0	0	0	0	0	0	0	0	0	0

#1 | MARTIN EMERSON | CB | 6-2 | 195 | SO. | 1L | PENSACOLA, FLA. (PINE FOREST)

MARTIN EMERSON'S CAREER DEFENSIVE STATISTICS

YEAR	GP/GS	SOLO	AST	TOT	TFL	YDS	SACK	YDS	FF	FR	YDS	INT	YDS	QBH	PBU
2019	13/5	17	15	32	1.5	1	0	0	1	0	0	1	45	0	1
TOTAL	13/5	17	15	32	1.5	1	0	0	1	0	0	1	45	0	1

MARTIN EMERSON'S 2019 GAME-BY-GAME STATISTICS

DATE	OPPONENT	GP/GS	SOLO	AST	TOT	TFL	YDS	SACK	YDS	FF	FR	YDS	INT	YDS	QBH	PBU
08/31/19	at Louisiana	1/0	1	0	1	0	0	0	0	0	0	0	0	0	0	0
09/07/19	Southern Miss	1/0	0	0	0	0	0	0	0	0	0	0	1	45	0	0
09/14/19	Kansas State	1/0	1	1	2	0	0	0	0	0	0	0	0	0	0	0
09/21/19	Kentucky	1/0	1	1	2	0	0	0	0	0	0	0	0	0	0	0
09/28/19	at Auburn	1/0	4	2	6	1.0	1	0	0	0	0	0	0	0	0	0
10/12/19	at Tennessee	1/0	0	1	1	0	0	0	0	0	0	0	0	0	0	0
10/19/19	LSU	1/1	1	4	5	0	0	0	0	0	0	0	0	0	0	0
10/26/19	at Texas A&M	1/1	1	1	2	0	0	0	0	0	0	0	0	0	0	0
11/02/19	at Arkansas	1/0	3	0	3	0	0	0	0	1	0	0	0	0	0	1
11/16/19	Alabama	1/0	1	0	1	0	0	0	0	0	0	0	0	0	0	0
11/23/19	Abilene Christian	1/1	2	3	5	0.5	0	0	0	0	0	0	0	0	0	0
11/28/19	Ole Miss	1/1	1	0	1	0	0	0	0	0	0	0	0	0	0	0
12/30/19	vs. Louisville	1/1	1	2	3	0	0	0	0	0	0	0	0	0	0	0
TOTAL		13/5	17	15	32	1.5	1	0	0	1	0	0	1	45	0	1

#18 | CAMERON GARDNER | WR | 6-4 | 220 | SO. | 1L | STARKVILLE, MISS. (STARKVILLE)

CAMERON GARDNER'S CAREER RECEIVING STATISTICS

YEAR	GP/GS	REC	YDS	TD	LONG	REC/G	AVG/C	AVG/G
2018	3/0	0	0	0	0	0.0	0.0	0.0
2019	13/1	1	7	0	7	0.1	7.0	0.5
TOTAL	16/1	1	7	0	7	0.1	7.0	0.4

CAMERON GARDNER'S 2019 GAME-BY-GAME RECEIVING STATISTICS

DATE	OPPONENT	GP/GS	REC	YDS	TD	LONG
08/31/19	at Louisiana	1/1	0	0	0	0
09/07/19	Southern Miss	1/0	1	7	0	7
09/14/19	Kansas State	1/0	0	0	0	0
09/21/19	Kentucky	1/0	0	0	0	0
09/28/19	at Auburn	1/0	0	0	0	0
10/12/19	at Tennessee	1/0	0	0	0	0
10/19/19	LSU	1/0	0	0	0	0
10/26/19	at Texas A&M	1/0	0	0	0	0
11/02/19	at Arkansas	1/0	0	0	0	0
11/16/19	Alabama	1/0	0	0	0	0
11/23/19	Abilene Christian	1/0	0	0	0	0
11/28/19	Ole Miss	1/0	0	0	0	0
12/30/19	vs Louisville	1/0	0	0	0	0
TOTAL		13/1	1	7	0	7

#48 | SCOTT GOODMAN | K | 5-10 | 200 | JR. | 2L | BRANDON, MISS. (BRANDON)

SCOTT GOODMAN'S CAREER KICKOFF STATISTICS

YEAR	ATT	YDS	AVG	TB	OB
2018	69	4,280	62.0	29	2
2019	49	2,878	58.7	15	0
TOTAL	118	7,158	60.7	44	2

SCOTT GOODMAN'S 2018 GAME-BY-GAME KICKOFF STATISTICS

DATE	OPPONENT	ATT	YDS	TB	OB
09/01/18	Stephen F. Austin	10	643	4	0
09/08/18	at Kansas State	6	364	1	0
09/15/18	Louisiana	9	585	6	0
09/22/18	at Kentucky	2	114	0	0
09/29/18	Florida	3	189	1	0
10/06/18	Auburn	5	304	3	1
10/20/18	at LSU	2	130	2	0
10/27/18	Texas A&M	5	310	2	0
11/03/18	Louisiana Tech	7	441	2	1
11/10/18	at Alabama	1	65	0	0
11/17/18	Arkansas	8	493	5	0
11/22/18	at Ole Miss	5	263	2	0
01/01/19	vs. Iowa	6	379	1	0
TOTAL		69	4,280	29	2

SCOTT GOODMAN'S 2019 GAME-BY-GAME KICKOFF STATISTICS

DATE	OPPONENT	ATT	YDS	TB	OB
08/31/19	at Louisiana	7	400	1	0
09/07/19	Southern Miss	7	454	5	0
09/14/19	Kansas State	5	310	2	0
09/21/19	Kentucky	1	39	0	0
09/28/19	at Auburn	3	170	2	0
10/12/19	at Tennessee	3	176	1	0
10/19/19	LSU	3	179	1	0
10/26/19	at Texas A&M	3	152	0	0
11/02/19	at Arkansas	6	336	1	0
11/23/19	Abilene Christian	6	359	1	0
11/28/19	Ole Miss	4	249	1	0
12/30/19	vs. Louisville	1	54	0	0
TOTAL		49	2,878	15	0

#35 | LANDON GUIDRY | S | 6-0 | 195 | JR. | 2L | SPRING HILL, TENN. (INDEPENDENCE)

LANDON GUIDRY'S CAREER DEFENSIVE STATISTICS

YEAR	GP/GS	SOLO	AST	TOT	TFL	YDS	SACK	YDS	FF	FR	YDS	INT	YDS	QBH	PBU
2018	8/0	0	0	0	0	0	0	0	0	0	0	0	0	0	0
2019	12/0	1	5	6	0	0	0	0	0	0	0	0	0	0	0
TOTAL	20/0	1	5	6	0	0	0	0	0	0	0	0	0	0	0

LANDON GUIDRY'S 2018 GAME-BY-GAME DEFENSIVE STATISTICS

DATE	OPPONENT	GP/GS	SOLO	AST	TOT	TFL	YDS	SACK	YDS	FF	FR	YDS	INT	YDS	QBH	PBU
09/01/18	Stephen F. Austin	1/0	0	0	0	0	0	0	0	0	0	0	0	0	0	0
11/03/18	Louisiana Tech	1/0	0	0	0	0	0	0	0	0	0	0	0	0	0	0
TOTAL		2/0	0	0	0	0	0	0	0	0	0	0	0	0	0	0



LONDON GUIDRY'S 2019 GAME-BY-GAME DEFENSIVE STATISTICS

DATE	OPPONENT	GP/GS	SOLO	AST	TOT	TFL	YDS	SACK	YDS	FF	FR	YDS	INT	YDS	QBH	PBU
08/31/19	at Louisiana	1/0	0	0	0	0	0	0	0	0	0	0	0	0	0	0
09/07/19	Southern Miss	1/0	0	2	2	0	0	0	0	0	0	0	0	0	0	0
09/14/19	Kansas State	1/0	0	0	0	0	0	0	0	0	0	0	0	0	0	0
09/21/19	Kentucky	1/0	0	0	0	0	0	0	0	0	0	0	0	0	0	0
09/28/19	at Auburn	1/0	0	1	1	0	0	0	0	0	0	0	0	0	0	0
10/12/19	at Tennessee	1/0	0	0	0	0	0	0	0	0	0	0	0	0	0	0
10/19/19	LSU	1/0	0	0	0	0	0	0	0	0	0	0	0	0	0	0
10/26/19	at Texas A&M	1/0	1	0	1	0	0	0	0	0	0	0	0	0	0	0
11/16/19	Alabama	1/0	0	0	0	0	0	0	0	0	0	0	0	0	0	0
11/23/19	Abilene Christian	1/0	0	0	0	0	0	0	0	0	0	0	0	0	0	0
11/28/19	Ole Miss	1/0	0	0	0	0	0	0	0	0	0	0	0	0	0	0
12/30/19	vs Louisville	1/0	0	2	2	0	0	0	0	0	0	0	0	0	0	0
TOTAL		12/0	1	5	6	0	0	0	0	0	0	0	0	0	0	0

#15 | JACK HARRIS | DE | 6-3 | 250 | R-FR. | RS | SUMRALL, MISS. (OAK GROVE)

JACK HARRIS' CAREER DEFENSIVE STATISTICS

YEAR	GP/GS	SOLO	AST	TOT	TFL	YDS	SACK	YDS	FF	FR	YDS	INT	YDS	QBH	PBU
2019	1/0	0	1	1	0	0	0	0	0	0	0	0	0	0	0
TOTAL	1/0	0	1	1	0	0	0	0	0	0	0	0	0	0	0

JACK HARRIS' 2019 GAME-BY-GAME DEFENSIVE STATISTICS

DATE	OPPONENT	GP/GS	SOLO	AST	TOT	TFL	YDS	SACK	YDS	FF	FR	YDS	INT	YDS	QBH	PBU
11/23/19	Abilene Christian	1/0	0	1	1	0	0	0	0	0	0	0	0	0	0	0
TOTAL		1/0	0	1	1	0	0	0	0	0	0	0	0	0	0	0

#8 | KYLIN HILL | RB | 5-11 | 210 | SR. | 3L | COLUMBUS, MISS. (COLUMBUS)

KYLIN HILL'S CAREER RUSHING STATISTICS

YEAR	GP/GS	ATT	YDS	TD	LONG	AVG/A	AVG/G
2017	13/0	78	393	2	30	5.0	30.2
2018	11/11	117	734	4	52	6.3	66.7
2019	13/13	242	1,350	10	62	5.6	103.8
TOTAL	37/24	437	2,477	16	62	5.7	66.9

KYLIN HILL'S CAREER RECEIVING STATISTICS

YEAR	GP/GS	REC	YDS	TD	LONG	REC/G	AVG/C	AVG/G
2017	13/0	4	38	0	17	0.3	9.5	2.9
2018	11/11	22	176	4	53	2.0	8.0	16.0
2019	13/13	18	180	1	88	1.4	10.0	13.8
TOTAL	37/24	44	394	5	88	1.2	9.0	10.6

KYLIN HILL'S 2017 GAME-BY-GAME RUSHING & RECEIVING STATISTICS

DATE	OPPONENT	GP/GS	RUSHING				RECEIVING			
			ATT	YDS	TD	LONG	REC	YDS	TD	LONG
09/02/17	Charleston Southern	1/0	9	62	0	19	0	0	0	0
09/09/17	at Louisiana Tech	1/0	10	62	1	10	0	0	0	0
09/16/17	LSU	1/0	2	11	0	11	0	0	0	0
09/23/17	at Georgia	1/0	7	21	0	9	1	10	0	10
09/30/17	at Auburn	1/0	8	34	0	10	0	0	0	0
10/14/17	BYU	1/0	7	44	0	12	0	0	0	0
10/21/17	Kentucky	1/0	2	16	0	12	0	0	0	0
10/28/17	at Texas A&M	1/0	5	10	0	6	0	0	0	0
11/03/17	Massachusetts	1/0	0	0	0	0	0	0	0	0
11/11/17	Alabama	1/0	4	7	0	4	1	2	0	2
11/18/17	at Arkansas	1/0	3	15	0	9	2	26	0	17
11/23/17	Ole Miss	1/0	13	82	1	30	0	0	0	0
12/30/17	vs. Louisville	1/0	8	29	0	16	0	0	0	0
TOTAL		13/0	78	393	2	30	4	38	0	17

KYLIN HILL'S 2018 GAME-BY-GAME RUSHING & RECEIVING STATISTICS

DATE	OPPONENT	GP/GS	RUSHING				RECEIVING			
			ATT	YDS	TD	LONG	REC	YDS	TD	LONG
09/01/18	Stephen F. Austin	1/1	9	50	1	16	1	53	1	53
09/08/18	at Kansas State	1/1	17	211	2	52	1	16	1	16
09/15/18	Louisiana	1/1	6	32	0	16	2	-3	0	0
09/22/18	at Kentucky	1/1	4	14	0	7	3	19	0	9
09/29/18	Florida	1/1	9	41	0	12	2	8	0	10
10/06/18	Auburn	1/1	23	126	0	17	0	0	0	0
10/20/18	at LSU	1/1	8	42	0	18	2	10	0	8
11/03/18	Louisiana Tech	1/1	5	20	0	8	5	38	1	23
11/10/18	at Alabama	1/1	7	47	0	38	1	11	0	11
11/22/18	at Ole Miss	1/1	17	108	1	30	2	12	0	14
01/01/19	vs. Iowa	1/1	12	43	0	9	3	12	1	7
TOTAL		11/11	117	734	4	52	22	176	4	53

KYLIN HILL'S 2019 GAME-BY-GAME RUSHING & RECEIVING STATISTICS

DATE	OPPONENT	GP/GS	RUSHING				RECEIVING			
			ATT	YDS	TD	LONG	REC	YDS	TD	LONG
08/31/19	at Louisiana	1/1	27	197	1	20	1	10	0	10
09/07/19	Southern Miss	1/1	14	123	1	22	2	19	0	15
09/14/19	Kansas State	1/1	24	111	0	22	2	20	0	12
09/21/19	Kentucky	1/1	26	120	3	18	0	0	0	0
09/28/19	at Auburn	1/1	17	45	0	13	2	21	0	18
10/12/19	at Tennessee	1/1	11	13	0	4	0	0	0	0
10/19/19	LSU	1/1	15	34	0	11	1	5	0	5
10/26/19	at Texas A&M	1/1	21	150	1	39	1	-8	0	0
11/02/19	at Arkansas	1/1	21	234	3	62	1	1	0	1
11/16/19	Alabama	1/1	16	35	1	7	3	21	0	19
11/23/19	Abilene Christian	1/1	16	153	0	22	3	84	1	88
11/28/19	Ole Miss	1/1	27	132	0	28	1	1	0	1
12/30/19	vs. Louisville	1/1	7	3	0	6	1	6	0	6
TOTAL		13/13	242	1,350	10	62	18	180	1	88

#71 | JAMES JACKSON | OL | 6-3 | 330 | JR. | 2L | PASCAGOULA, MISS. (PASCAGOULA)

JAMES JACKSON'S CAREER DEFENSIVE STATISTICS

YEAR	GP/GS	SOLO	AST	TOT	TFL	YDS	SACK	YDS	FF	FR	YDS	INT	YDS	QBH	PBU
2018	4/0	1	1	2	0	0	0	0	0	0	0	0	0	0	0
2019	8/0	3	2	5	0	0	0	0	0	0	0	0	0	0	0
TOTAL	12/0	4	3	7	0	0	0	0	0	0	0	0	0	0	0

JAMES JACKSON'S 2018 GAME-BY-GAME DEFENSIVE STATISTICS

DATE	OPPONENT	GP/GS	SOLO	AST	TOT	TFL	YDS	SACK	YDS	FF	FR	YDS	INT	YDS	QBH	PBU
09/01/18	Stephen F. Austin	1/0	1	1	2	0	0	0	0	0	0	0	0	0	0	0
09/15/18	Louisiana	1/0	0	0	0	0	0	0	0	0	0	0	0	0	0	0
09/29/18	Florida	1/0	0	0	0	0	0	0	0	0	0	0	0	0	0	0
11/17/18	Arkansas	1/0	0	0	0	0	0	0	0	0	0	0	0	0	0	0
TOTAL		4/0	1	1	2	0	0	0	0	0	0	0	0	0	0	0

JAMES JACKSON'S 2019 GAME-BY-GAME DEFENSIVE STATISTICS

DATE	OPPONENT	GP/GS	SOLO	AST	TOT	TFL	YDS	SACK	YDS	FF	FR	YDS	INT	YDS	QBH	PBU
08/31/19	at Louisiana	1/0	1	0	1	0	0	0	0	0	0	0	0	0	0	0
09/07/19	Southern Miss	1/0	0	0	0	0	0	0	0	0	0	0	0	0	0	0
09/14/19	Kansas State	1/0	0	0	0	0	0	0	0	0	0	0	0	0	0	0
09/21/19	Kentucky	1/0	0	0	0	0	0	0	0	0	0	0	0	0	0	0
09/28/19	at Auburn	1/0	1	1	2	0	0	0	0	0	0	0	0	0	0	0
10/12/19	at Tennessee	1/0	1	0	1	0	0	0	0	0	0	0	0	0	0	0
10/19/19	LSU	1/0	0	1	1	0	0	0	0	0	0	0	0	0	0	0
10/26/19	at Texas A&M	1/0	0	0	0	0	0	0	0	0	0	0	0	0	0	0
TOTAL		8/0	3	2	5	0	0	0	0	0	0	0	0	0	0	0

#51 | R.J. JENNINGS | LB | 6-0 | 235 | SR. | 1L | BIRMINGHAM, ALA. (BRIARWOOD CHRISTIAN)

R.J. JENNINGS' CAREER DEFENSIVE STATISTICS

YEAR	GP/GS	SOLO	AST	TOT	TFL	YDS	SACK	YDS	FF	FR	YDS	INT	YDS	QBH	PBU
2018	9/0	0	1	1	0	0	0	0	0	0	0	0	0	0	0
2019	5/0	0	0	0	0	0	0	0	0	0	0	0	0	0	0
TOTAL	14/0	0	1	1	0	0	0	0	0	0	0	0	0	0	0



R.J. JENNINGS' 2018 GAME-BY-GAME DEFENSIVE STATISTICS

DATE	OPPONENT	GP/GS	SOLO	AST	TOT	TFL	YDS	SACK	YDS	FF	FR	YDS	INT	YDS	QBH	PBU
09/01/18	Stephen F. Austin	1/0	0	0	0	0	0	0	0	0	0	0	0	0	0	0
09/15/18	Louisiana	1/0	0	0	0	0	0	0	0	0	0	0	0	0	0	0
10/06/18	Auburn	1/0	0	0	0	0	0	0	0	0	0	0	0	0	0	0
10/20/18	at LSU	1/0	0	0	0	0	0	0	0	0	0	0	0	0	0	0
10/27/18	Texas A&M	1/0	0	1	1	0	0	0	0	0	0	0	0	0	0	0
11/03/18	Louisiana Tech	1/0	0	0	0	0	0	0	0	0	0	0	0	0	0	0
11/10/18	at Alabama	1/0	0	0	0	0	0	0	0	0	0	0	0	0	0	0
11/17/18	Arkansas	1/0	0	0	0	0	0	0	0	0	0	0	0	0	0	0
11/22/18	at Ole Miss	1/0	0	0	0	0	0	0	0	0	0	0	0	0	0	0
TOTAL		9/0	0	1	1	0	0	0	0	0	0	0	0	0	0	0

R.J. JENNINGS' 2019 GAME-BY-GAME DEFENSIVE STATISTICS

DATE	OPPONENT	GP/GS	SOLO	AST	TOT	TFL	YDS	SACK	YDS	FF	FR	YDS	INT	YDS	QBH	PBU
08/31/19	at Louisiana	1/0	0	0	0	0	0	0	0	0	0	0	0	0	0	0
09/07/19	Southern Miss	1/0	0	0	0	0	0	0	0	0	0	0	0	0	0	0
09/14/19	Kansas State	1/0	0	0	0	0	0	0	0	0	0	0	0	0	0	0
11/23/19	Abilene Christian	1/0	0	0	0	0	0	0	0	0	0	0	0	0	0	0
11/28/19	Ole Miss	1/0	0	0	0	0	0	0	0	0	0	0	0	0	0	0
TOTAL		5/0	0	0	0	0	0	0	0	0	0	0	0	0	0	0

#44 | JETT JOHNSON | LB | 6-2 | 235 | SO. | SQ | TUPELO, MISS. (TUPELO)

JETT JOHNSON'S CAREER DEFENSIVE STATISTICS

YEAR	GP/GS	SOLO	AST	TOT	TFL	YDS	SACK	YDS	FF	FR	YDS	INT	YDS	QBH	PBU
2018	2/0	0	2	2	0	0	0	0	0	0	0	0	0	0	0
2019	DNP														
TOTAL	2/0	0	2	2	0	0	0	0	0	0	0	0	0	0	0

JETT JOHNSON'S 2018 GAME-BY-GAME DEFENSIVE STATISTICS

DATE	OPPONENT	GP/GS	SOLO	AST	TOT	TFL	YDS	SACK	YDS	FF	FR	YDS	INT	YDS	QBH	PBU
09/01/18	Stephen F. Austin	1/0	0	0	0	0	0	0	0	0	0	0	0	0	0	0
11/03/18	Louisiana Tech	1/0	0	2	2	0	0	0	0	0	0	0	0	0	0	0
TOTAL		2/0	0	2	2	0	0	0	0	0	0	0	0	0	0	0

#84 | DONTEA JONES | WR | 6-4 | 230 | SR. | 3L | MCCOOL, MISS. (JIREH [N.C.] PREP)

DONTEA JONES' CAREER RECEIVING STATISTICS

YEAR	GP/GS	REC	YDS	TD	LONG	REC/G	AVG/C	AVG/G
2017	4/0	0	0	0	0	0.0	0.0	0.0
2018	12/0	4	66	1	21	0.3	16.5	5.5
2019	12/0	6	44	0	14	0.5	7.3	3.7
TOTAL	28/0	10	110	1	21	0.4	11.0	3.9

DONTEA JONES' 2018 GAME-BY-GAME RECEIVING STATISTICS

DATE	OPPONENT	GP/GS	REC	YDS	TD	LONG
09/01/18	Stephen F. Austin	1/0	1	17	1	17
09/08/18	at Kansas State	1/0	1	21	0	21
09/15/18	Louisiana	1/0	0	0	0	0
09/22/18	at Kentucky	1/0	0	0	0	0
09/29/18	Florida	1/0	0	0	0	0
10/06/18	Auburn	1/0	0	0	0	0
10/20/18	at LSU	1/0	0	0	0	0
11/03/18	Louisiana Tech	1/0	0	0	0	0
11/10/18	at Alabama	1/0	1	11	0	11
11/17/18	Arkansas	1/0	1	17	0	17
11/22/18	at Ole Miss	1/0	0	0	0	0
01/01/19	vs. Iowa	1/0	0	0	0	0
TOTAL		12/0	4	66	1	21

DONTÉA JONES' 2019 GAME-BY-GAME RECEIVING STATISTICS

DATE	OPPONENT	GP/GS	REC	YDS	TD	LONG
08/31/19	at Louisiana	1/0	1	14	0	14
09/07/19	Southern Miss	1/0	2	9	0	6
09/14/19	Kansas State	1/0	1	12	0	12
09/21/19	Kentucky	1/0	0	0	0	0
09/28/19	at Auburn	1/0	0	0	0	0
10/19/19	LSU	1/0	0	0	0	0
10/26/19	at Texas A&M	1/0	0	0	0	0
11/02/19	at Arkansas	1/0	0	0	0	0
11/16/19	Alabama	1/0	0	0	0	0
11/23/19	Abilene Christian	1/0	2	9	0	5
11/28/19	Ole Miss	1/0	0	0	0	0
12/30/19	vs. Louisville	1/0	0	0	0	0
TOTAL		12/0	6	44	0	14

#52 | KOBE JONES | DE | 6-4 | 260 | SR. | 2L | STARKVILLE, MISS. (STARKVILLE)

KOBE JONES' CAREER DEFENSIVE STATISTICS

YEAR	GP/GS	SOLO	AST	TOT	TFL	YDS	SACK	YDS	FF	FR	YDS	INT	YDS	QBH	PBU
2017	13/0	8	10	18	4.5	15	1.0	9	1	0	0	0	0	0	0
2018	13/1	12	10	22	6.5	14	0	0	0	1	0	0	0	2	0
2019	13/1	14	16	30	7.0	32	4.0	27	0	0	0	0	0	2	0
TOTAL	39/2	34	36	70	18.0	61	5.0	36	1	1	0	0	0	4	0

KOBE JONES' 2017 GAME-BY-GAME STATISTICS

DATE	OPPONENT	GP/GS	SOLO	AST	TOT	TFL	YDS	SACK	YDS	FF	FR	YDS	INT	YDS	QBH	PBU
09/02/17	Charleston Southern	1/0	3	3	6	2.5	5	0	0	1	0	0	0	0	0	0
09/09/17	at Louisiana Tech	1/0	1	1	2	0	0	0	0	0	0	0	0	0	0	0
09/16/17	LSU	1/0	0	0	0	0	0	0	0	0	0	0	0	0	0	0
09/23/17	at Georgia	1/0	0	3	3	0	0	0	0	0	0	0	0	0	0	0
09/30/17	at Auburn	1/0	2	1	3	1.0	1	0	0	0	0	0	0	0	0	0
10/14/17	BYU	1/0	0	1	1	0	0	0	0	0	0	0	0	0	0	0
10/21/17	Kentucky	1/0	0	1	1	0	0	0	0	0	0	0	0	0	0	0
10/28/17	at Texas A&M	1/0	0	0	0	0	0	0	0	0	0	0	0	0	0	0
11/03/17	Massachusetts	1/0	0	0	0	0	0	0	0	0	0	0	0	0	0	0
11/11/17	Alabama	1/0	0	0	0	0	0	0	0	0	0	0	0	0	0	0
11/18/17	at Arkansas	1/0	0	0	0	0	0	0	0	0	0	0	0	0	0	0
11/23/17	Ole Miss	1/0	0	0	0	0	0	0	0	0	0	0	0	0	0	0
12/30/17	vs. Louisville	1/0	2	0	2	1.0	9	1.0	9	0	0	0	0	0	0	0
TOTAL		13/0	8	10	18	4.5	15	1.0	9	1	0	0	0	0	0	0

KOBE JONES' 2018 GAME-BY-GAME DEFENSIVE STATISTICS

DATE	OPPONENT	GP/GS	SOLO	AST	TOT	TFL	YDS	SACK	YDS	FF	FR	YDS	INT	YDS	QBH	PBU
09/01/18	Stephen F. Austin	1/0	1	0	1	1.0	2	0	0	0	0	0	0	0	0	0
09/08/18	at Kansas State	1/0	2	1	3	1.0	3	0	0	0	0	0	0	0	0	0
09/15/18	Louisiana	1/0	0	2	2	1.0	2	0	0	0	0	0	0	0	0	0
09/22/18	at Kentucky	1/0	1	0	1	0	0	0	0	0	0	0	0	0	0	0
09/29/18	Florida	1/0	0	2	2	0	0	0	0	0	0	0	0	0	0	0
10/06/18	Auburn	1/0	0	1	1	0	0	0	0	0	1	0	0	0	0	0
10/20/18	at LSU	1/1	1	1	2	0.5	1	0	0	0	0	0	0	0	0	0
10/27/18	Texas A&M	1/0	1	1	2	0.5	0	0	0	0	0	0	0	0	1	0
11/03/18	Louisiana Tech	1/0	2	1	3	1.0	1	0	0	0	0	0	0	0	0	0
11/10/18	at Alabama	1/0	1	0	1	0	0	0	0	0	0	0	0	0	1	0
11/17/18	Arkansas	1/0	1	0	1	0	0	0	0	0	0	0	0	0	0	0
11/22/18	at Ole Miss	1/0	2	0	2	1.0	4	0	0	0	0	0	0	0	0	0
01/01/19	vs. Iowa	1/0	0	1	1	0.5	1	0	0	0	0	0	0	0	0	0
TOTAL		13/1	12	10	22	6.5	14	0	0	0	1	0	0	0	2	0



KOBE JONES' 2019 GAME-BY-GAME DEFENSIVE STATISTICS

DATE	OPPONENT	GP/GS	SOLO	AST	TOT	TFL	YDS	SACK	YDS	FF	FR	YDS	INT	YDS	QBH	PBU
08/31/19	at Louisiana	1/0	1	1	2	0	0	0	0	0	0	0	0	0	0	0
09/07/19	Southern Miss	1/0	0	2	2	0	0	0	0	0	0	0	0	0	0	0
09/14/19	Kansas State	1/0	0	1	1	0	0	0	0	0	0	0	0	0	0	0
09/21/19	Kentucky	1/0	0	3	3	0	0	0	0	0	0	0	0	0	1	0
09/28/19	at Auburn	1/0	3	0	3	1.0	4	1.0	4	0	0	0	0	0	0	0
10/12/19	at Tennessee	1/0	1	2	3	1.0	1	0	0	0	0	0	0	0	0	0
10/19/19	LSU	1/0	1	1	2	0.5	0	0	0	0	0	0	0	0	0	0
10/26/19	at Texas A&M	1/0	1	0	1	0	0	0	0	0	0	0	0	0	0	0
11/02/19	at Arkansas	1/0	1	0	1	0	0	0	0	0	0	0	0	0	0	0
11/16/19	Alabama	1/0	1	0	1	0	0	0	0	0	0	0	0	0	0	0
11/23/19	Abilene Christian	1/0	1	2	3	0.5	7	0.5	7	0	0	0	0	0	0	0
11/28/19	Ole Miss	1/0	1	3	4	0.5	5	0.5	5	0	0	0	0	0	1	0
12/30/19	vs. Louisville	1/1	3	1	4	3.5	15	2.0	11	0	0	0	0	0	0	0
TOTAL		13/1	14	16	30	7.0	32	4.0	27	0	0	0	0	0	2	0

#24 | DYLAN LAWRENCE | S | 6-4 | 195 | R-FR. | RS | GEORGE COUNTY, MISS. (GEORGE COUNTY)

DYLAN LAWRENCE'S CAREER DEFENSIVE STATISTICS

YEAR	GP/GS	SOLO	AST	TOT	TFL	YDS	SACK	YDS	FF	FR	YDS	INT	YDS	QBH	PBU
2019	1/0	1	0	1	0	0	0	0	0	0	0	0	0	0	0
TOTAL	1/0	1	0	1	0	0	0	0	0	0	0	0	0	0	0

DYLAN LAWRENCE'S 2019 GAME-BY-GAME DEFENSIVE STATISTICS

DATE	OPPONENT	GP/GS	SOLO	AST	TOT	TFL	YDS	SACK	YDS	FF	FR	YDS	INT	YDS	QBH	PBU
11/23/19	Abilene Christian	1/0	1	0	1	0	0	0	0	0	0	0	0	0	0	0
TOTAL		1/0	1	0	1	0	0	0	0	0	0	0	0	0	0	0

#95 | ALLEN LOVE | DT | 6-2 | 285 | SO. | SQ | BIRMINGHAM, ALA. (LOUISVILLE)

ALLEN LOVE'S CAREER DEFENSIVE STATISTICS

YEAR	GP/GS	SOLO	AST	TOT	TFL	YDS	SACK	YDS	FF	FR	YDS	INT	YDS	QBH	PBU
2018*	4/0	5	1	6	0.0	0	0.0	0	0	0	0	0	0	0	0
2019	DNP														
TOTAL	4/0	5	1	6	0.0	0	0.0	0	0	0	0	0	0	0	0

*at Louisville

ALLEN LOVE'S 2018 GAME-BY-GAME DEFENSIVE STATISTICS*

DATE	OPPONENT	GP/GS	SOLO	AST	TOT	TFL	YDS	SACK	YDS	FF	FR	YDS	INT	YDS	QBH	PBU
10/31/18	at Boston College	1/0	2	0	2	0.0	0	0.0	0	0	0	0	0	0	0	0
10/27/18	Wake Forest	1/0	0	0	0	0.0	0	0.0	0	0	0	0	0	0	0	0
11/09/18	at Syracuse	1/0	3	1	4	0.0	0	0.0	0	0	0	0	0	0	0	0
11/17/18	NC State	1/0	0	0	0	0.0	0	0.0	0	0	0	0	0	0	0	0
TOTAL		4/0	5	1	6	0.0	0	0.0	0	0	0	0	0	0	0	0

*at Louisville

#14 | JALEN MAYDEN | QB | 6-2 | 220 | SO. | SQ. | SACHSE, TEXAS (SACHSE)

JALEN MAYDEN'S CAREER PASSING STATISTICS

YEAR	GP/GS	CMP	ATT	INT	YDS	TD	LONG	%	AVG/P	AVG/G
2018	3/0	1	2	0	9	0	9	.500	4.5	3.0
2019	DNP									
TOTAL	3/0	1	2	0	9	0	9	.500	4.5	3.0

JALEN MAYDEN'S CAREER RUSHING STATISTICS

YEAR	GP/GS	ATT	YDS	TD	LONG	AVG/A	AVG/G
2018	3/0	7	32	0	14	4.6	10.7
2019	DNP						
TOTAL	3/0	7	32	0	14	4.6	10.7

JALEN MAYDEN'S 2018 GAME-BY-GAME PASSING & RUSHING STATISTICS

DATE	OPPONENT	GP/GS	PASSING				YDS	TD	LONG	RUSHING			
			CMP	ATT	INT	%				ATT	YDS	TD	LONG
09/01/18	Stephen F. Austin	1/0	1	2	0	50.0%	9	0	9	5	22	0	14
09/15/18	Louisiana	1/0	0	0	0	0.0%	0	0	0	1	8	0	8
11/03/18	Louisiana Tech	1/0	0	0	0	0.0%	0	0	0	1	2	0	2
TOTAL		3/0	1	2	0	50.0%	9	0	9	7	32	0	14

#5 | OSIRUS MITCHELL | WR | 6-5 | 210 | SR. | 3L | SARASOTA, FLA. (BOOKER)

OSIRUS MITCHELL'S CAREER RECEIVING STATISTICS

YEAR	GP/GS	REC	YDS	TD	LONG	REC/G	AVG/C	AVG/G
2017	9/0	5	51	0	18	0.6	10.2	5.7
2018	13/13	26	427	4	84	2.0	16.4	32.8
2019	13/11	29	430	6	35	2.2	14.8	33.1
TOTAL	35/24	60	908	10	84	1.7	15.1	25.9

OSIRUS MITCHELL'S 2017 GAME-BY-GAME RECEIVING STATISTICS

DATE	OPPONENT	GP/GS	REC	YDS	TD	LONG
09/02/17	Charleston Southern	1/0	1	9	0	9
09/23/17	at Georgia	1/0	0	0	0	0
10/14/17	BYU	1/0	0	0	0	0
10/21/17	Kentucky	1/0	1	4	0	4
10/28/17	at Texas A&M	1/0	0	0	0	0
11/03/17	Massachusetts	1/0	1	18	0	18
11/11/17	Alabama	1/0	1	8	0	8
11/18/17	at Arkansas	1/0	1	12	0	12
11/23/17	Ole Miss	1/0	0	0	0	0
TOTAL		9/0	5	51	0	18

OSIRUS MITCHELL'S 2018 GAME-BY-GAME RECEIVING STATISTICS

DATE	OPPONENT	GP/GS	REC	YDS	TD	LONG
09/01/18	Stephen F. Austin	1/1	2	114	2	84
09/08/18	at Kansas State	1/1	1	5	0	5
09/15/18	Louisiana	1/1	0	0	0	0
09/22/18	at Kentucky	1/1	6	65	0	21
09/29/18	Florida	1/1	3	35	0	12
10/06/18	Auburn	1/1	1	23	0	23
10/20/18	at LSU	1/1	1	9	0	9
10/27/18	Texas A&M	1/1	6	96	1	38
11/03/18	Louisiana Tech	1/1	0	0	0	0
11/10/18	at Alabama	1/1	2	17	0	9
11/17/18	Arkansas	1/1	2	21	1	15
11/22/18	at Ole Miss	1/1	0	0	0	0
01/01/19	vs. Iowa	1/1	2	42	0	34
TOTAL		13/13	26	427	4	84

OSIRUS MITCHELL'S 2019 GAME-BY-GAME RECEIVING STATISTICS

DATE	OPPONENT	GP/GS	REC	YDS	TD	LONG
08/31/19	at Louisiana	1/1	6	88	1	31
09/07/19	Southern Miss	1/1	2	46	1	28
09/14/19	Kansas State	1/1	5	74	1	35
09/21/19	Kentucky	1/1	4	36	0	14
09/28/19	at Auburn	1/1	2	33	1	21
10/12/19	at Tennessee	1/1	5	58	0	21
10/19/19	LSU	1/1	0	0	0	0
10/26/19	at Texas A&M	1/1	1	9	0	9
11/02/19	at Arkansas	1/1	1	33	1	33
11/16/19	Alabama	1/1	0	0	0	0
11/23/19	Abilene Christian	1/1	1	6	0	6
11/28/19	Ole Miss	1/0	0	0	0	0
12/30/19	vs. Louisville	1/0	2	47	1	24
TOTAL		13/11	29	430	6	35

#29 | C.J. MORGAN | S | 6-0 | 200 | SR. | 3L | BOSSIER CITY, LA. (PARKWAY)

C.J. MORGAN'S CAREER DEFENSIVE STATISTICS

YEAR	GP/GS	SOLO	AST	TOT	TFL	YDS	SACK	YDS	FF	FR	YDS	INT	YDS	QBH	PBU
2017	10/0	4	1	5	0	0	0	0	0	0	0	0	0	0	0
2018	13/3	13	7	20	0	0	0	0	0	0	0	2	7	0	1
2019	9/9	31	28	59	0.5	2	0	0	0	0	0	1	9	0	8
TOTAL	32/12	48	36	84	0.5	2	0	0	0	0	0	3	16	0	9



C.J. MORGAN'S 2017 GAME-BY-GAME DEFENSIVE STATISTICS

DATE	OPPONENT	GP/GS	SOLO	AST	TOT	TFL	YDS	SACK	YDS	FF	FR	YDS	INT	YDS	QBH	PBU
09/02/17	Charleston Southern	1/0	1	1	2	0	0	0	0	0	0	0	0	0	0	0
09/09/17	at Louisiana Tech	1/0	3	0	3	0	0	0	0	0	0	0	0	0	0	0
09/16/17	LSU	1/0	0	0	0	0	0	0	0	0	0	0	0	0	0	0
09/23/17	at Georgia	1/0	0	0	0	0	0	0	0	0	0	0	0	0	0	0
09/30/17	at Auburn	1/0	0	0	0	0	0	0	0	0	0	0	0	0	0	0
10/14/17	BYU	1/0	0	0	0	0	0	0	0	0	0	0	0	0	0	0
10/21/17	Kentucky	1/0	0	0	0	0	0	0	0	0	0	0	0	0	0	0
11/03/17	Massachusetts	1/0	0	0	0	0	0	0	0	0	0	0	0	0	0	0
11/11/17	Alabama	1/0	0	0	0	0	0	0	0	0	0	0	0	0	0	0
12/30/17	vs. Louisville	1/0	0	0	0	0	0	0	0	0	0	0	0	0	0	0
TOTAL		10/0	4	1	5	0	0	0	0	0	0	0	0	0	0	0

C.J. MORGAN'S 2018 GAME-BY-GAME DEFENSIVE STATISTICS

DATE	OPPONENT	GP/GS	SOLO	AST	TOT	TFL	YDS	SACK	YDS	FF	FR	YDS	INT	YDS	QBH	PBU
09/01/18	Stephen F. Austin	1/0	1	1	2	0	0	0	0	0	0	0	1	0	0	0
09/08/18	at Kansas State	1/0	0	0	0	0	0	0	0	0	0	0	0	0	0	0
09/15/18	Louisiana	1/0	0	0	0	0	0	0	0	0	0	0	0	0	0	0
09/22/18	at Kentucky	1/0	0	0	0	0	0	0	0	0	0	0	0	0	0	0
09/29/18	Florida	1/0	0	0	0	0	0	0	0	0	0	0	0	0	0	0
10/06/18	Auburn	1/0	0	0	0	0	0	0	0	0	0	0	0	0	0	0
10/20/18	at LSU	1/0	0	0	0	0	0	0	0	0	0	0	0	0	0	0
10/27/18	Texas A&M	1/0	1	0	1	0	0	0	0	0	0	0	0	0	0	0
11/03/18	Louisiana Tech	1/0	1	0	1	0	0	0	0	0	0	0	0	0	0	0
11/10/18	at Alabama	1/1	3	1	4	0	0	0	0	0	0	0	0	0	0	0
11/17/18	Arkansas	1/1	1	3	4	0	0	0	0	0	0	1	7	0	0	0
11/22/18	at Ole Miss	1/1	2	2	4	0	0	0	0	0	0	0	0	0	0	1
01/01/19	vs. Iowa	1/0	4	0	4	0	0	0	0	0	0	0	0	0	0	0
TOTAL		13/3	13	7	20	0	0	0	0	0	0	0	2	7	0	1

C.J. MORGAN'S 2019 GAME-BY-GAME DEFENSIVE STATISTICS

DATE	OPPONENT	GP/GS	SOLO	AST	TOT	TFL	YDS	SACK	YDS	FF	FR	YDS	INT	YDS	QBH	PBU
08/31/19	at Louisiana	1/1	7	0	7	0	0	0	0	0	0	0	0	0	0	0
09/07/19	Southern Miss	1/1	2	4	6	0.5	2	0	0	0	0	0	1	9	0	0
09/14/19	Kansas State	1/1	3	3	6	0	0	0	0	0	0	0	0	0	0	1
09/21/19	Kentucky	1/1	3	6	9	0	0	0	0	0	0	0	0	0	0	2
09/28/19	at Auburn	1/1	4	4	8	0	0	0	0	0	0	0	0	0	0	0
10/12/19	at Tennessee	1/1	5	4	9	0	0	0	0	0	0	0	0	0	0	0
10/19/19	LSU	1/1	2	3	5	0	0	0	0	0	0	0	0	0	0	4
10/26/19	at Texas A&M	1/1	3	0	3	0	0	0	0	0	0	0	0	0	0	1
11/16/19	Alabama	1/1	2	4	6	0	0	0	0	0	0	0	0	0	0	0
TOTAL		9/9	31	28	59	0.5	2	0	0	0	0	0	1	9	0	8

#7 | MARCUS MURPHY | S | 6-1 | 200 | JR. | 2L | WEST POINT, MISS. (WEST POINT)

MARCUS MURPHY'S CAREER DEFENSIVE STATISTICS

YEAR	GP/GS	SOLO	AST	TOT	TFL	YDS	SACK	YDS	FF	FR	YDS	INT	YDS	QBH	PBU
2018	12/0	5	2	7	0.5	1	0	0	0	0	0	0	0	1	
2019	5/3	18	8	26	1.0	1	0	0	0	0	0	2	38	0	1
TOTAL	17/3	23	10	33	1.5	2	0	0	0	0	0	2	38	0	2

MARCUS MURPHY'S 2018 GAME-BY-GAME DEFENSIVE STATISTICS

DATE	OPPONENT	GP/GS	SOLO	AST	TOT	TFL	YDS	SACK	YDS	FF	FR	YDS	INT	YDS	QBH	PBU
09/01/18	Stephen F. Austin	1/0	0	0	0	0	0	0	0	0	0	0	0	0	0	0
09/08/18	at Kansas State	1/0	0	0	0	0	0	0	0	0	0	0	0	0	0	0
09/15/18	Louisiana	1/0	0	1	1	0	0	0	0	0	0	0	0	0	0	0
09/22/18	at Kentucky	1/0	1	0	1	0	0	0	0	0	0	0	0	0	0	0
09/29/18	Florida	1/0	0	0	0	0	0	0	0	0	0	0	0	0	0	0
10/20/18	at LSU	1/0	1	0	1	0	0	0	0	0	0	0	0	0	0	0
10/27/18	Texas A&M	1/0	1	0	1	0	0	0	0	0	0	0	0	0	0	0
11/03/18	Louisiana Tech	1/0	2	0	2	0	0	0	0	0	0	0	0	0	0	0
11/10/18	at Alabama	1/0	0	0	0	0	0	0	0	0	0	0	0	0	0	0
11/17/18	Arkansas	1/0	0	1	1	0.5	1	0	0	0	0	0	0	0	0	1
11/22/18	at Ole Miss	1/0	0	0	0	0	0	0	0	0	0	0	0	0	0	0
01/01/19	vs. Iowa	1/0	0	0	0	0	0	0	0	0	0	0	0	0	0	0
TOTAL		12/0	5	2	7	0.5	1	0	0	0	0	0	0	0	0	1

MARCUS MURPHY'S 2019 GAME-BY-GAME DEFENSIVE STATISTICS

DATE	OPPONENT	GP/GS	SOLO	AST	TOT	TFL	YDS	SACK	YDS	FF	FR	YDS	INT	YDS	QBH	PBU
09/21/19	Kentucky	1/0	0	0	0	0	0	0	0	0	0	0	0	0	0	0
10/12/19	at Tennessee	1/0	0	0	0	0	0	0	0	0	0	0	0	0	0	0
11/02/19	at Arkansas	1/1	4	4	8	0	0	0	0	0	0	0	1	32	0	1
11/28/19	Ole Miss	1/1	6	2	8	1.0	1	0	0	0	0	0	1	6	0	0
12/30/19	vs. Louisville	1/1	8	2	10	0	0	0	0	0	0	0	0	0	0	0
TOTAL		5/3	18	8	26	1.0	1	0	0	0	0	0	2	38	0	1

#17 | AARON ODOM | DE | 6-3 | 275 | JR. | 1L | JACKSON, MISS. (CALLAWAY)

AARON ODOM'S CAREER DEFENSIVE STATISTICS

YEAR	GP/GS	SOLO	AST	TOT	TFL	YDS	SACK	YDS	FF	FR	YDS	INT	YDS	QBH	PBU
2018	2/0	0	1	1	0	0	0	0	0	0	0	0	0	0	0
2019	3/0	0	1	1	0.5	7	0	0	0	0	0	0	1	0	0
TOTAL	2/0	0	2	2	0.5	7	0.5	7	0	0	0	0	1	0	0

AARON ODOM'S 2018 GAME-BY-GAME DEFENSIVE STATISTICS

DATE	OPPONENT	GP/GS	SOLO	AST	TOT	TFL	YDS	SACK	YDS	FF	FR	YDS	INT	YDS	QBH	PBU
09/01/18	Stephen F. Austin	1/0	0	0	0	0	0	0	0	0	0	0	0	0	0	0
11/03/18	Louisiana Tech	1/0	0	1	1	0	0	0	0	0	0	0	0	0	0	0
TOTAL		2/0	0	1	1	0	0	0	0	0	0	0	0	0	0	0

AARON ODOM'S 2019 GAME-BY-GAME DEFENSIVE STATISTICS

DATE	OPPONENT	GP/GS	SOLO	AST	TOT	TFL	YDS	SACK	YDS	FF	FR	YDS	INT	YDS	QBH	PBU
08/31/19	at Louisiana	1/0	0	0	0	0	0	0	0	0	0	0	0	0	0	0
11/23/19	Abilene Christian	1/0	0	1	1	0.5	7	0.5	7	0	0	0	0	0	1	0
12/30/19	vs. Louisville	1/0	0	0	0	0	0	0	0	0	0	0	0	0	0	0
TOTAL		3/0	0	1	1	0.5	7	0.5	7	0	0	0	0	0	1	0

#0 | JAVONTA PAYTON | WR | 6-1 | 180 | SR. | 1L | NASHVILLE, TENN. (NORTHWEST [MISS.] CC)

JAVONTA PAYTON'S CAREER RUSHING STATISTICS

YEAR	GP/GS	ATT	YDS	TD	LONG	AVG/A	AVG/G
2019	13/2	1	11	0	11	11.0	0.8
TOTAL	13/2	1	11	0	11	11.0	0.8

JAVONTA PAYTON'S CAREER RECEIVING STATISTICS

YEAR	GP/GS	REC	YDS	TD	LONG	REC/G	AVG/C	AVG/G
2019	13/2	9	147	0	34	0.7	16.3	11.3
TOTAL	13/2	9	147	0	34	0.7	16.3	11.3

JAVONTA PAYTON'S CAREER KICK RETURN STATISTICS

YEAR	GP/GS	ATT	YDS	TD	LONG	AVG/R	AVG/G
2019	13/2	4	80	0	24	20.0	6.2
TOTAL	13/2	4	80	0	24	20.0	6.2

JAVONTA PAYTON'S 2019 GAME-BY-GAME OFFENSIVE STATISTICS

DATE	OPPONENT	GP/GS	RUSHING				RECEIVING				KICK RETURNS			
			ATT	YDS	TD	LONG	REC	YDS	TD	LONG	ATT	YDS	TD	LONG
08/31/19	at Louisiana	1/0	0	0	0	0	1	9	0	9	0	0	0	0
09/07/19	Southern Miss	1/0	0	0	0	0	1	10	0	10	0	0	0	0
09/14/19	Kansas State	1/0	0	0	0	0	0	0	0	0	2	40	0	24
09/21/19	Kentucky	1/0	0	0	0	0	2	14	0	13	0	0	0	0
09/28/19	at Auburn	1/0	0	0	0	0	1	30	0	30	1	16	0	16
10/12/19	at Tennessee	1/0	1	11	0	11	0	0	0	0	0	0	0	0
10/19/19	LSU	1/0	0	0	0	0	0	0	0	0	0	0	0	0
10/26/19	at Texas A&M	1/0	0	0	0	0	0	0	0	0	0	0	0	0
11/02/19	at Arkansas	1/0	0	0	0	0	0	0	0	0	0	0	0	0
11/16/19	Alabama	1/0	0	0	0	0	0	0	0	0	0	0	0	0
11/23/19	Abilene Christian	1/0	0	0	0	0	1	34	0	34	0	0	0	0
11/28/19	Ole Miss	1/1	0	0	0	0	1	11	0	11	0	0	0	0
12/30/19	vs. Louisville	1/1	0	0	0	0	2	39	0	27	1	24	0	24
TOTAL		13/2	1	11	0	11	9	147	0	34	4	80	0	24

#38 | FRED PETERS | S | 5-10 | 210 | SR. | 1L | COLUMBIA, MISS. (JONES COUNTY [MISS.] JC)

FRED PETERS' CAREER DEFENSIVE STATISTICS

YEAR	GP/GS	SOLO	AST	TOT	TFL	YDS	SACK	YDS	FF	FR	YDS	INT	YDS	QBH	PBU
2019	13/0	6	4	10	3.0	15	1.0	11	1	0	0	1	6	1	1
TOTAL	13/0	6	4	10	3.0	15	1.0	11	1	0	0	1	6	1	1



FRED PETERS' 2019 GAME-BY-GAME DEFENSIVE STATISTICS

DATE	OPPONENT	GP/GS	SOLO	AST	TOT	TFL	YDS	SACK	YDS	FF	FR	YDS	INT	YDS	QBH	PBU
08/31/19	at Louisiana	1/0	0	0	0	0	0	0	0	0	0	0	0	0	0	0
09/07/19	Southern Miss	1/0	0	0	0	0	0	0	0	0	0	0	0	0	0	0
09/14/19	Kansas State	1/0	0	0	0	0	0	0	0	0	0	0	0	0	0	0
09/21/19	Kentucky	1/0	0	0	0	0	0	0	0	0	0	0	0	0	0	0
09/28/19	at Auburn	1/0	0	0	0	0	0	0	0	0	0	0	0	0	0	0
10/12/19	at Tennessee	1/0	0	0	0	0	0	0	0	0	0	0	0	0	0	0
10/19/19	LSU	1/0	0	0	0	0	0	0	0	0	0	0	0	0	0	0
10/26/19	at Texas A&M	1/0	0	0	0	0	0	0	0	0	0	0	0	0	0	0
11/02/19	at Arkansas	1/0	0	0	0	0	0	0	0	0	0	0	0	0	1	0
11/16/19	Alabama	1/0	0	1	1	0	0	0	0	0	0	0	0	0	0	0
11/23/19	Abilene Christian	1/0	4	0	4	2.0	12	1.0	11	1	0	0	1	6	0	0
11/28/19	Ole Miss	1/0	1	2	3	0	0	0	0	0	0	0	0	0	0	0
12/30/19	vs. Louisville	1/0	1	1	2	1.0	3	0	0	0	0	0	0	0	0	1
TOTAL		13/0	6	4	10	3.0	15	1.0	11	1	0	0	1	6	1	1

#22 | NATHAN PICKERING | DT | 6-4 | 310 | SO. | 1L | MOUNT OLIVE, MISS. (SEMINARY)

NATHAN PICKERING'S CAREER DEFENSIVE STATISTICS

YEAR	GP/GS	SOLO	AST	TOT	TFL	YDS	SACK	YDS	FF	FR	YDS	INT	YDS	QBH	PBU
2019	9/1	5	6	11	6.0	46	3.0	26	0	0	0	0	0	0	0
TOTAL	9/1	5	6	11	6.0	46	3.0	26	0	0	0	0	0	0	0

NATHAN PICKERING'S 2019 GAME-BY-GAME DEFENSIVE STATISTICS

DATE	OPPONENT	GP/GS	SOLO	AST	TOT	TFL	YDS	SACK	YDS	FF	FR	YDS	INT	YDS	QBH	PBU
09/07/19	Southern Miss	1/0	0	0	0	0	0	0	0	0	0	0	0	0	0	0
09/28/19	at Auburn	1/0	1	0	1	1.0	7	1.0	7	0	0	0	0	0	0	0
10/19/19	LSU	1/0	1	0	1	1.0	1	0	0	0	0	0	0	0	0	0
10/26/19	at Texas A&M	1/0	0	1	1	0	0	0	0	0	0	0	0	0	0	0
11/02/19	at Arkansas	1/0	0	0	0	0	0	0	0	0	0	0	0	0	0	0
11/16/19	Alabama	1/0	0	1	1	0.5	4	0.5	4	0	0	0	0	0	0	0
11/23/19	Abilene Christian	1/1	2	2	4	2.5	31	1.0	13	0	0	0	0	0	0	0
11/28/19	Ole Miss	1/0	0	1	1	0.5	2	0.5	2	0	0	0	0	0	0	0
12/30/19	vs. Louisville	1/0	1	1	2	0.5	1	0	0	0	0	0	0	0	0	0
TOTAL		9/1	5	6	11	6.0	46	3.0	26	0	0	0	0	0	0	0

#12 | SHAWN PRESTON JR. | S | 6-0 | 210 | SO. | 1L | ST. JAMES, LA. (ST. JAMES)

SHAWN PRESTON JR.'S CAREER DEFENSIVE STATISTICS

YEAR	GP/GS	SOLO	AST	TOT	TFL	YDS	SACK	YDS	FF	FR	YDS	INT	YDS	QBH	PBU
2018	1/0	1	0	1	0	0.0	0	0.0	0	0	0	0	0	0	0
2019	7/1	15	10	25	0	0.0	0	0.0	0	0	0	0	0	0	2
TOTAL	8/1	16	10	26	0	0.0	0	0.0	0	0	0	0	0	0	2

SHAWN PRESTON JR.'S 2018 GAME-BY-GAME DEFENSIVE STATISTICS

DATE	OPPONENT	GP/GS	SOLO	AST	TOT	TFL	YDS	SACK	YDS	FF	FR	YDS	INT	YDS	QBH	PBU
09/01/18	Stephen F. Austin	1/0	1	0	1	0.0	0	0.0	0	0	0	0	0	0	0	0
TOTAL		1/0	1	0	1	0.0	0	0.0	0	0	0	0	0	0	0	0

SHAWN PRESTON JR.'S 2019 GAME-BY-GAME DEFENSIVE STATISTICS

DATE	OPPONENT	GP/GS	SOLO	AST	TOT	TFL	YDS	SACK	YDS	FF	FR	YDS	INT	YDS	QBH	PBU
09/28/19	at Auburn	1/0	3	0	3	0	0	0	0	0	0	0	0	0	0	1
10/12/19	at Tennessee	1/0	0	0	0	0	0	0	0	0	0	0	0	0	0	0
10/19/19	LSU	1/0	2	3	5	0	0	0	0	0	0	0	0	0	0	0
10/26/19	at Texas A&M	1/0	4	1	5	0	0	0	0	0	0	0	0	0	0	0
10/02/19	at Arkansas	1/0	0	0	0	0	0	0	0	0	0	0	0	0	0	0
10/16/19	Alabama	1/0	3	1	4	0	0	0	0	0	0	0	0	0	0	0
10/23/19	Abilene Christian	1/1	3	5	8	0	0	0	0	0	0	0	0	0	0	1
TOTAL		7/1	15	10	25	0	0	0	0	0	0	0	0	0	0	2

#21 | JAYLON REED | CB | 6-0 | 185 | SO. | SQ | OLIVE BRANCH, MISS. (OLIVE BRANCH)

JAYLON REED'S CAREER DEFENSIVE STATISTICS

YEAR	GP/GS	SOLO	AST	TOT	TFL	YDS	SACK	YDS	FF	FR	YDS	INT	YDS	QBH	PBU
2018	2/0	2	1	3	0	0	0	0	0	0	0	0	0	0	0
2019	DNP														
TOTAL	2/0	2	1	3	0	0	0	0	0	0	0	0	0	0	0



JAYLON REED'S 2018 GAME-BY-GAME DEFENSIVE STATISTICS

DATE	OPPONENT	GP/GS	SOLO	AST	TOT	TFL	YDS	SACK	YDS	FF	FR	YDS	INT	YDS	QBH	PBU
09/01/18	Stephen F. Austin	1/0	2	1	3	0	0	0	0	0	0	0	0	0	0	0
11/03/18	Louisiana Tech	1/0	0	0	0	0	0	0	0	0	0	0	0	0	0	0
TOTAL		2/0	2	1	3	0	0	0	0	0	0	0	0	0	0	0

#8 | BRANDON RUIZ | K | 5-10 | 180 | R-JR. | GTR | TEMPE, ARIZ. (ARIZONA STATE)

BRANDON RUIZ'S CAREER KICKING STATISTICS

YEAR	FG M-A	LONG	BLKD	PAT M-A	KICKOFFS ATT	YDS	TB
2017*	19-27	52	0	49-50	75	4756	52
2018*	18-22	49	0	45-45	78	4802	48
2019	DNP						
TOTAL	37-49	52	0	94-95	153	9558	100

*at Arizona State

BRANDON RUIZ'S 2017 GAME-BY-GAME KICKING STATISTICS

DATE	OPPONENT	FG M-A	LONG	BLKD	PAT M-A	KICKOFFS ATT	YDS	TB
08/31/17	New Mexico State	1-2	52	0	4-5	7	452	6
09/09/17	San Diego State	0-0	0	0	2-2	4	223	2
09/16/17	at Texas Tech	1-2	44	0	6-6	8	520	8
09/23/17	Oregon	3-3	41	0	4-4	7	454	6
09/30/17	at Stanford	1-2	32	0	3-3	5	322	4
10/14/17	Washington	2-3	52	0	1-1	4	259	2
10/21/17	at Utah	3-3	47	0	3-3	7	454	4
10/28/17	USC	1-1	39	0	2-2	3	189	2
11/04/17	Colorado	2-4	37	0	5-5	7	453	6
11/11/17	at UCLA	3-4	23	0	4-4	7	432	5
11/18/17	at Oregon State	1-1	45	0	5-5	7	441	1
11/25/17	Arizona	0-0	0	0	6-6	7	427	4
12/29/17	vs. NC State	1-2	24	0	4-4	2	130	2
TOTAL		19-27	52	0	49-50	75	4756	52

*at Arizona State

BRANDON RUIZ'S 2018 GAME-BY-GAME KICKING STATISTICS*

DATE	OPPONENT	FG M-A	LONG	BLKD	PAT M-A	KICKOFFS ATT	YDS	TB
09/01/18	UTSA	0-0	0	0	7-7	8	507	6
09/08/18	Michigan State	3-3	49	0	1-1	4	260	4
09/15/18	at San Diego State	0-0	0	0	3-3	3	188	2
09/22/18	at Washington	2-2	48	0	2-2	5	324	4
09/29/18	Oregon State	1-1	29	0	7-7	9	585	9
10/06/18	at Colorado	0-1	0	0	3-3	4	235	2
10/18/18	Stanford	2-2	34	0	1-1	4	259	2
10/27/18	at USC	1-2	31	0	5-5	7	404	1
11/03/18	Utah	1-2	21	0	5-5	7	405	4
11/10/18	UCLA	1-2	34	0	4-4	6	340	4
11/17/18	at Oregon	3-3	38	0	2-2	7	412	1
11/22/18	at Arizona	2-2	39	0	3-3	9	558	5
12/15/18	vs. Fresno State	2-2	44	0	2-2	5	325	4
TOTAL		18-22	49	0	45-45	78	4802	48

*at Arizona State

#9 | DE'MONTE RUSSELL | LB | 6-4 | 250 | R-FR. | RS | JACKSON, MISS. (PROVINE)

DE'MONTE RUSSELL'S CAREER DEFENSIVE STATISTICS

YEAR	GP/GS	SOLO	AST	TOT	TFL	YDS	SACK	YDS	FF	FR	YDS	INT	YDS	QBH	PBU
2019	3/0	0	1	1	0	0	0	0	0	0	0	0	0	0	0
TOTAL	3/0	0	1	1	0	0	0	0	0	0	0	0	0	0	0

DE'MONTE RUSSELL'S 2019 GAME-BY-GAME STATISTICS

DATE	OPPONENT	GP/GS	SOLO	AST	TOT	TFL	YDS	SACK	YDS	FF	FR	YDS	INT	YDS	QBH	PBU
09/07/19	Southern Miss	1/0	0	1	1	0	0	0	0	0	0	0	0	0	0	0
09/14/19	Kansas State	1/0	0	0	0	0	0	0	0	0	0	0	0	0	0	0
10/12/19	at Tennessee	1/0	0	0	0	0	0	0	0	0	0	0	0	0	0	0
TOTAL		3/0	0	1	1	0	0	0	0	0	0	0	0	0	0	0



#9 | TYRELL SHAVERS | WR | 6-6 | 200 | JR. | GTR | LEWISVILLE, TEXAS (ALABAMA)

TYRELL SHAVERS' CAREER RUSHING STATISTICS

YEAR	GP/GS	ATT	YDS	TD	LONG	AVG/A	AVG/G
2018*	15/0	0	0	0	0	0.0	0.0
2019*	13/0	1	14	0	14	14.0	1.1
TOTAL	28/0	1	14	0	14	14.0	0.5

*at Alabama

TYRELL SHAVERS' CAREER RECEIVING STATISTICS

YEAR	GP/GS	REC	YDS	TD	LONG	REC/G	AVG/C	AVG/G
2018*	15/0	0	0	0	0	0.0	0.0	0.0
2019*	13/0	1	20	0	20	0.1	20.0	1.5
TOTAL	28/0	1	20	0	20	0.0	20.0	0.7

*at Alabama

TYRELL SHAVERS' 2019 GAME-BY-GAME OFFENSIVE STATISTICS*

DATE	OPPONENT	GP/GS	RUSHING				RECEIVING			
			ATT	YDS	TD	LONG	REC	YDS	TD	LONG
08/31/19	Duke	1/0	0	0	0	0	0	0	0	0
09/7/2019	New Mexico State	1/0	0	0	0	0	0	0	0	0
09/14/19	at South Carolina	1/0	0	0	0	0	0	0	0	0
09/21/19	Southern Miss	1/0	0	0	0	0	0	0	0	0
09/28/19	Ole Miss	1/0	0	0	0	0	0	0	0	0
10/12/19	at Texas A&M	1/0	0	0	0	0	0	0	0	0
10/19/19	Tennessee	1/0	0	0	0	0	0	0	0	0
10/26/19	Arkansas	1/0	0	0	0	0	0	0	0	0
11/09/19	LSU	1/0	0	0	0	0	0	0	0	0
11/16/19	at Mississippi State	1/0	1	14	0	14	0	0	0	0
11/23/19	Western Carolina	1/0	0	0	0	0	1	20	0	20
11/30/19	at Auburn	1/0	0	0	0	0	0	0	0	0
01/01/2020	vs. Michigan	1/0	0	0	0	0	0	0	0	0
TOTAL		13/0	1	14	0	14	1	20	0	20

*at Alabama

#6 | GARRETT SHRADER | WR | 6-4 | 215 | SO. | 1L | CHARLOTTE, N.C. (CHARLOTTE CHRISTIAN)

GARRETT SHRADER'S CAREER PASSING STATISTICS

YEAR	GP/GS	CMP	ATT	INT	YDS	TD	LONG	%	AVG/P	AVG/G
2019	10/4	88	153	5	1,170	8	47	58.0%	7.6	117.0
TOTAL	10/4	88	153	5	1,170	8	47	58.0%	7.6	117.0

GARRETT SHRADER'S CAREER RUSHING STATISTICS

YEAR	GP/GS	ATT	YDS	TD	LONG	AVG/A	AVG/G
2019	10/4	113	587	6	49	5.2	58.7
TOTAL	10/4	113	587	6	49	5.2	58.7

GARRETT SHRADER'S 2019 GAME-BY-GAME PASSING & RUSHING STATISTICS

DATE	OPPONENT	GP/GS	PASSING				YDS	TD	LONG	RUSHING			
			CMP	ATT	INT	%				ATT	YDS	TD	LONG
09/07/19	Southern Miss	1/0	7	11	0	63.6%	71	0	17	9	16	0	10
09/14/19	Kansas State	1/0	4	12	0	33.3%	51	0	26	10	82	1	16
09/21/19	Kentucky	1/1	17	22	1	77.3%	180	0	25	11	125	0	49
09/28/19	at Auburn	1/0	12	23	0	52.2%	209	2	47	16	89	1	24
10/12/19	at Tennessee	1/0	5	10	1	50.0%	79	1	21	13	62	0	14
10/19/19	LSU	1/1	17	28	2	60.7%	238	1	29	19	66	1	12
10/26/19	at Texas A&M	1/1	13	30	1	43.3%	194	3	38	14	64	0	14
11/16/19	Alabama	1/0	0	0	0	0.0%	0	0	0	1	-1	0	0
11/23/19	Abilene Christian	1/0	3	3	0	100.0%	40	1	34	8	65	1	16
11/28/19	Ole Miss	1/1	10	14	0	71.4%	108	0	23	12	19	2	16
TOTAL		10/4	88	153	5	58.0%	1,170	8	47	113	587	6	49

#42 | MARQUISS SPENCER | DE | 6-4 | 300 | SR. | 3L | GREENWOOD, MISS. (GREENWOOD)

MARQUISS SPENCER'S CAREER DEFENSIVE STATISTICS

YEAR	GP/GS	SOLO	AST	TOT	TFL	YDS	SACK	YDS	FF	FR	YDS	INT	YDS	QBH	PBU
2016	12/0	9	8	17	3.0	12	1.0	9	0	1	0	0	0	1	0
2017	13/0	5	14	19	4.5	16	1.0	6	0	2	0	0	0	0	2
2018	4/0	1	2	3	0.5	1	0	0	0	0	0	0	0	1	0
2019	13/13	22	15	37	6.5	15	2.0	6	2	0	0	0	0	2	1
TOTAL	42/13	37	39	76	14.5	44	4.0	21	2	3	0	0	0	4	3

MARQUISS SPENCER'S 2016 GAME-BY-GAME DEFENSIVE STATISTICS

DATE	OPPONENT	GP/GS	SOLO	AST	TOT	TFL	YDS	SACK	YDS	FF	FR	YDS	INT	YDS	QBH	PBU
09/03/16	South Alabama	1/0	0	0	0	0	0	0	0	0	0	0	0	0	0	0
09/10/16	South Carolina	1/0	0	0	0	0	0	0	0	0	0	0	0	0	0	0
09/17/16	at LSU	1/0	0	1	1	0	0	0	0	0	0	0	0	0	0	0
10/08/16	Auburn	1/0	2	2	4	1.0	9	1.0	9	0	0	0	0	0	0	0
10/14/16	at BYU	1/0	4	1	5	1.0	1	0	0	0	0	0	0	0	0	0
10/22/16	at Kentucky	1/0	0	1	1	0	0	0	0	0	1	0	0	0	0	0
10/29/16	Samford	1/0	0	1	1	0	0	0	0	0	0	0	0	0	0	0
11/05/16	Texas A&M	1/0	1	1	2	1.0	2	0	0	0	0	0	0	0	1	0
11/12/16	at Alabama	1/0	1	0	1	0	0	0	0	0	0	0	0	0	0	0
11/18/16	Arkansas	1/0	0	1	1	0	0	0	0	0	0	0	0	0	0	0
11/26/16	at Ole Miss	1/0	1	0	1	0	0	0	0	0	0	0	0	0	0	0
12/26/16	vs. Miami (Ohio)	1/0	0	0	0	0	0	0	0	0	0	0	0	0	0	0
TOTAL		12/0	9	8	17	3.0	12	1.0	9	0	1	0	0	0	1	0

MARQUISS SPENCER'S 2017 GAME-BY-GAME DEFENSIVE STATISTICS

DATE	OPPONENT	GP/GS	SOLO	AST	TOT	TFL	YDS	SACK	YDS	FF	FR	YDS	INT	YDS	QBH	PBU
09/09/17	at Louisiana Tech	1/0	1	0	1	0	0	0	0	0	0	0	0	0	0	0
09/16/17	LSU	1/0	0	2	2	0.5	2	0.5	2	0	0	0	0	0	0	0
09/23/17	at Georgia	1/0	2	0	2	1.0	2	0	0	0	0	0	0	0	0	0
09/30/17	at Auburn	1/0	0	1	1	0	0	0	0	0	0	0	0	0	0	0
10/14/17	BYU	1/0	0	1	1	0	0	0	0	0	1	0	0	0	0	0
10/21/17	Kentucky	1/0	0	1	1	0	0	0	0	0	0	0	0	0	0	1
10/28/17	at Texas A&M	1/0	0	1	1	0.5	1	0	0	0	0	0	0	0	0	0
11/03/17	Massachusetts	1/0	0	3	3	0.5	1	0	0	0	0	0	0	0	0	1
11/11/17	Alabama	1/0	1	1	2	0	0	0	0	0	0	0	0	0	0	0
11/18/17	at Arkansas	1/0	1	1	2	1.5	9	0.5	4	0	1	0	0	0	0	0
11/23/17	Ole Miss	1/0	0	1	1	0.5	1	0	0	0	0	0	0	0	0	0
12/30/17	vs. Louisville	1/0	0	0	0	0	0	0	0	0	0	0	0	0	0	0
TOTAL		13/0	5	14	19	4.5	16	1.0	6	0	2	0	0	0	0	2

MARQUISS SPENCER'S 2018 GAME-BY-GAME DEFENSIVE STATISTICS

DATE	OPPONENT	GP/GS	SOLO	AST	TOT	TFL	YDS	SACK	YDS	FF	FR	YDS	INT	YDS	QBH	PBU
09/01/18	Stephen F. Austin	1/0	0	1	1	0.5	1	0	0	0	0	0	0	0	0	0
09/08/18	at Kansas State	1/0	1	0	1	0	0	0	0	0	0	0	0	0	1	0
09/15/18	Louisiana	1/0	0	0	0	0	0	0	0	0	0	0	0	0	0	0
09/22/18	at Kentucky	1/0	0	1	1	0	0	0	0	0	0	0	0	0	0	0
TOTAL		4/0	1	2	3	0.5	1	0	0	0	0	0	0	0	1	0

MARQUISS SPENCER'S 2019 GAME-BY-GAME DEFENSIVE STATISTICS

DATE	OPPONENT	GP/GS	SOLO	AST	TOT	TFL	YDS	SACK	YDS	FF	FR	YDS	INT	YDS	QBH	PBU
08/31/19	at Louisiana	1/1	3	0	3	0	0	0	0	1	0	0	0	0	0	0
09/07/19	Southern Miss	1/1	3	1	4	1.0	5	1.0	5	1	0	0	0	0	0	0
09/14/19	Kansas State	1/1	0	1	1	0.5	1	0	0	0	0	0	0	0	0	0
09/21/19	Kentucky	1/1	1	1	2	0	0	0	0	0	0	0	0	0	0	0
09/28/19	at Auburn	1/1	1	2	3	0	0	0	0	0	0	0	0	0	0	0
10/12/19	at Tennessee	1/1	0	1	1	0	0	0	0	0	0	0	0	0	0	0
10/19/19	LSU	1/1	0	2	2	0	0	0	0	0	0	0	0	0	0	1
10/26/19	at Texas A&M	1/1	6	0	6	1.0	1	0	0	0	0	0	0	0	0	0
11/02/19	at Arkansas	1/1	0	3	3	0.5	1	0	0	0	0	0	0	0	1	0
11/16/19	Alabama	1/1	4	1	5	1.5	2	0	0	0	0	0	0	0	1	0
11/23/19	Abilene Christian	1/1	1	1	2	1.0	4	0	0	0	0	0	0	0	0	0
11/28/19	Ole Miss	1/1	1	2	3	0	0	0	0	0	0	0	0	0	0	0
12/30/19	vs. Louisville	1/1	2	0	2	1.0	1	1.0	1	0	0	0	0	0	0	0
TOTAL		13/13	22	15	37	6.5	15	2.0	6	2	0	0	0	0	2	1

#11 | GEOR'QUARIUS SPIVEY | WR | 6-5 | 240 | SO. | 1L | MONROE, LA. (RICHWOOD)

GEOR'QUARIUS SPIVEY'S CAREER RECEIVING STATISTICS

YEAR	GP/GS	REC	YDS	TD	LONG	REC/G	AVG/C	AVG/G
2018	3/0	0	0	0	0	0.0	0.0	0.0
2019	13/2	3	32	0	13	0.2	10.7	2.5
TOTAL	16/2	3	32	0	13	0.2	10.7	2.0

GEOR'QUARIUS SPIVEY'S 2018 GAME-BY-GAME RECEIVING STATISTICS

DATE	OPPONENT	GP/GS	REC	YDS	TD	LONG
09/01/18	Stephen F. Austin	1/0	0	0	0	0
09/15/18	Louisiana	1/0	0	0	0	0
11/03/18	Louisiana Tech	1/0	0	0	0	0
TOTAL		3/0	0	0	0	0



GEOR'QUARIUS SPIVEY'S 2019 GAME-BY-GAME RECEIVING STATISTICS

DATE	OPPONENT	GP/GS	REC	YDS	TD	LONG
08/31/19	at Louisiana	1/0	0	0	0	0
09/07/19	Southern Miss	1/0	0	0	0	0
09/14/19	Kansas State	1/0	0	0	0	0
09/21/19	Kentucky	1/1	0	0	0	0
09/28/19	at Auburn	1/0	1	12	0	12
10/12/19	at Tennessee	1/0	0	0	0	0
10/19/19	LSU	1/0	0	0	0	0
10/26/19	at Texas A&M	1/0	0	0	0	0
11/02/19	at Arkansas	1/0	1	7	0	7
11/16/19	Alabama	1/0	0	0	0	0
11/23/19	Abilene Christian	1/0	0	0	0	0
11/28/19	Ole Miss	1/0	0	0	0	0
12/30/19	vs. Louisville	1/1	1	13	0	13
TOTAL		13/2	3	32	0	13

#40 | ERROLL THOMPSON | LB | 6-1 | 250 | JR. | 2L | FLORENCE, ALA. (FLORENCE)

ERROLL THOMPSON'S CAREER DEFENSIVE STATISTICS

YEAR	GP/GS	SOLO	AST	TOT	TFL	YDS	SACK	YDS	FF	FR	YDS	INT	YDS	QBH	PBU
2017	13/3	21	25	46	5.5	36	2.5	18	1	0	0	0	0	0	1
2018	13/13	31	56	87	9.0	34	3.5	26	0	0	0	2	0	3	0
2019	13/13	38	46	84	3.5	11	0.5	4	1	1	0	0	0	6	2
TOTAL	39/29	90	127	217	18.0	81	6.5	48	2	1	0	2	0	9	2

ERROLL THOMPSON'S 2017 GAME-BY-GAME DEFENSIVE STATISTICS

DATE	OPPONENT	GP/GS	SOLO	AST	TOT	TFL	YDS	SACK	YDS	FF	FR	YDS	INT	YDS	QBH	PBU
09/02/17	Charleston Southern	1/0	0	3	3	0	0	0	0	0	0	0	0	0	0	0
09/09/17	at Louisiana Tech	1/0	2	1	3	0	0	0	0	0	0	0	0	0	0	0
09/16/17	LSU	1/0	0	0	0	0	0	0	0	0	0	0	0	0	0	0
09/23/17	at Georgia	1/0	1	5	6	0	0	0	0	0	0	0	0	0	0	0
09/30/17	at Auburn	1/0	0	0	0	0	0	0	0	0	0	0	0	0	0	0
10/14/17	BYU	1/0	1	2	3	0	0	0	0	0	0	0	0	0	0	0
10/21/17	Kentucky	1/0	4	4	8	0.5	1	0	0	0	0	0	0	0	0	0
10/28/17	at Texas A&M	1/0	4	3	7	1.0	4	0	0	0	0	0	0	0	0	1
11/03/17	Massachusetts	1/0	0	1	1	0	0	0	0	0	0	0	0	0	0	0
11/11/17	Alabama	1/0	3	2	5	1.0	5	1.0	5	0	0	0	0	0	0	0
11/18/17	at Arkansas	1/1	2	1	3	0	0	0	0	0	0	0	0	0	0	0
11/23/17	Ole Miss	1/1	3	2	5	1.5	13	1.5	13	1	0	0	0	0	0	0
12/30/17	vs. Louisville	1/1	1	1	2	1.5	13	0	0	0	0	0	0	0	0	0
TOTAL		13/3	21	25	46	5.5	36	2.5	18	1	0	0	0	0	0	1

ERROLL THOMPSON'S 2018 GAME-BY-GAME DEFENSIVE STATISTICS

DATE	OPPONENT	GP/GS	SOLO	AST	TOT	TFL	YDS	SACK	YDS	FF	FR	YDS	INT	YDS	QBH	PBU
09/01/18	Stephen F. Austin	1/1	1	2	3	0	0	0	0	0	0	0	0	0	0	0
09/08/18	at Kansas State	1/1	7	0	7	1.0	1	1.0	1	0	0	0	1	0	1	0
09/15/18	Louisiana	1/1	0	3	3	0	0	0	0	0	0	0	0	0	0	0
09/22/18	at Kentucky	1/1	1	6	7	1.0	5	0.5	4	0	0	0	0	0	0	0
09/29/18	Florida	1/1	5	9	14	0.5	1	0	0	0	0	0	0	0	0	0
10/06/18	Auburn	1/1	0	3	3	0	0	0	0	0	0	0	0	0	0	0
10/20/18	at LSU	1/1	2	7	9	0.5	0	0	0	0	0	0	0	0	0	0
10/27/18	Texas A&M	1/1	4	3	7	0.5	1	0	0	0	0	0	1	0	0	0
11/03/18	Louisiana Tech	1/1	3	6	9	0.5	0	0	0	0	0	0	0	0	0	0
11/10/18	at Alabama	1/1	3	2	5	0	0	0	0	0	0	0	0	0	0	0
11/17/18	Arkansas	1/1	1	9	10	2.5	20	1.5	18	0	0	0	0	0	0	0
11/22/18	at Ole Miss	1/1	2	5	7	2.0	6	0.5	3	0	0	0	0	0	2	0
01/01/19	vs. Iowa	1/1	2	1	3	0.5	0	0	0	0	0	0	0	0	0	0
TOTAL		13/13	31	56	87	9.0	34	3.5	26	0	0	0	2	0	3	0

ERROLL THOMPSON'S 2019 GAME-BY-GAME DEFENSIVE STATISTICS

DATE	OPPONENT	GP/GS	SOLO	AST	TOT	TFL	YDS	SACK	YDS	FF	FR	YDS	INT	YDS	QBH	PBU
08/31/19	at Louisiana	1/1	9	1	10	0	0	0	0	0	1	0	0	0	0	0
09/07/19	Southern Miss	1/1	1	3	4	0	0	0	0	0	0	0	0	0	1	0
09/14/19	Kansas State	1/1	1	8	9	0	0	0	0	0	0	0	0	0	0	0
09/21/19	Kentucky	1/1	4	3	7	0	0	0	0	0	0	0	0	0	2	1
09/28/19	at Auburn	1/1	1	0	1	0	0	0	0	0	0	0	0	0	0	0
10/12/19	at Tennessee	1/1	5	8	13	1.0	2	0	0	0	0	0	0	0	0	0
10/19/19	LSU	1/1	3	4	7	0.5	1	0	0	0	0	0	0	0	1	0
10/26/19	at Texas A&M	1/1	2	2	4	0	0	0	0	0	0	0	0	0	0	0
11/02/19	at Arkansas	1/1	3	5	8	0	0	0	0	0	0	0	0	0	0	0
11/16/19	Alabama	1/1	2	7	9	1.0	5	0.5	4	0	0	0	0	0	1	0
11/23/19	Abilene Christian	1/1	0	1	1	0	0	0	0	0	0	0	0	0	1	0
11/28/19	Ole Miss	1/1	7	4	11	1.0	3	0	0	1	0	0	0	0	0	1
12/30/19	vs. Louisville	1/1	0	0	0	0	0	0	0	0	0	0	0	0	0	0
TOTAL		13/13	38	46	84	3.5	11	0.5	4	1	1	0	0	0	6	2

#34 | SHERMAN TIMBS | DE | 6-2 | 270 | JR. | 1L | INDIANOLA, MISS. (INDIANOLA ACADEMY)

SHERMAN TIMBS' CAREER DEFENSIVE STATISTICS

YEAR	GP/GS	SOLO	AST	TOT	TFL	YDS	SACK	YDS	FF	FR	YDS	INT	YDS	QBH	PBU
2018	1/0	0	0	0	0	0	0	0	0	0	0	0	0	0	0
2019	13/0	1	2	3	0	0	0	0	0	0	0	0	0	0	0
TOTAL	14/0	1	2	3	0	0	0	0	0	0	0	0	0	0	0

SHERMAN TIMBS' 2018 GAME-BY-GAME DEFENSIVE STATISTICS

DATE	OPPONENT	GP/GS	SOLO	AST	TOT	TFL	YDS	SACK	YDS	FF	FR	YDS	INT	YDS	QBH	PBU
09/01/18	Stephen F. Austin	1/0	0	0	0	0	0	0	0	0	0	0	0	0	0	0
TOTAL		1/0	0	0	0	0	0	0	0	0	0	0	0	0	0	0

SHERMAN TIMBS' 2019 GAME-BY-GAME DEFENSIVE STATISTICS

DATE	OPPONENT	GP/GS	SOLO	AST	TOT	TFL	YDS	SACK	YDS	FF	FR	YDS	INT	YDS	QBH	PBU
08/31/19	at Louisiana	1/0	0	0	0	0	0	0	0	0	0	0	0	0	0	0
09/07/19	Southern Miss	1/0	0	0	0	0	0	0	0	0	0	0	0	0	0	0
09/14/19	Kansas State	1/0	0	0	0	0	0	0	0	0	0	0	0	0	0	0
09/21/19	Kentucky	1/0	0	0	0	0	0	0	0	0	0	0	0	0	0	0
09/28/19	at Auburn	1/0	0	0	0	0	0	0	0	0	0	0	0	0	0	0
10/12/19	at Tennessee	1/0	1	0	1	0	0	0	0	0	0	0	0	0	0	0
10/19/19	LSU	1/0	0	0	0	0	0	0	0	0	0	0	0	0	0	0
10/26/19	at Texas A&M	1/0	0	1	1	0	0	0	0	0	0	0	0	0	0	0
11/02/19	at Arkansas	1/0	0	0	0	0	0	0	0	0	0	0	0	0	0	0
11/16/19	Alabama	1/0	0	0	0	0	0	0	0	0	0	0	0	0	0	0
11/23/19	Abilene Christian	1/0	0	0	0	0	0	0	0	0	0	0	0	0	0	0
11/28/19	Ole Miss	1/0	0	1	1	0	0	0	0	0	0	0	0	0	0	0
12/30/19	vs. Louisville	1/0	0	0	0	0	0	0	0	0	0	0	0	0	0	0
TOTAL		13/0	1	2	3	0	0	0	0	0	0	0	0	0	0	0

#10 | KAREEM WALKER | RB | 6-2 | 220 | SR. | SQ | IRVINGTON, N.J. (FORT SCOTT [KAN.] CC)

KAREEM WALKER'S CAREER RUSHING STATISTICS

YEAR	GP/GS	ATT	YDS	TD	LONG	AVG/A	AVG/G
2017*	5/0	20	68	1	16	3.4	13.6
2018	AT FORT SCOTT						
2019	AT FORT SCOTT						
TOTAL	5/0	20	68	1	16	3.4	13.6

*at Michigan

KAREEM WALKER'S CAREER RECEIVING STATISTICS

YEAR	GP/GS	REC	YDS	TD	LONG	REC/G	AVG/C	AVG/G
2017*	5/0	0	0	0	0	0.0	0.0	0.0
2018	AT FORT SCOTT							
2019	AT FORT SCOTT							
TOTAL	5/0	0	0	0	0	0.0	0.0	0.0

*at Michigan



KAREEM WALKER'S 2017 GAME-BY-GAME RUSHING & RECEIVING STATISTICS*

DATE	OPPONENT	GP/GS	RUSHING				RECEIVING			
			ATT	YDS	TD	LONG	REC	YDS	TD	LONG
09/23/17	at Purdue	1/0	3	7	0	3	0	0	0	0
10/14/17	at Indiana	1/0	1	8	0	8	0	0	0	0
10/28/17	Rutgers	1/0	6	34	1	13	0	0	0	0
11/11/17	at Maryland	1/0	7	23	0	16	0	0	0	0
09/30/17	at Wisconsin	1/0	3	(-4)	0	0	0	0	0	0
TOTAL		5/0	20	68	1	16	0	0	0	0

*at Michigan

#16 | ALLAN WALTERS | QB | 6-2 | 210 | R-SO. | TR | CHATHAM, N.J. (VANDERBILT)

ALLAN WALTERS' CAREER PASSING STATISTICS

YEAR	GP/GS	CMP	ATT	INT	YDS	TD	LONG	%	AVG/P	AVG/G
2019*	3/0	2	9	1	36	0	19	33.6%	4.0	12.0
TOTAL	3/0	2	9	1	36	0	19	33.6%	4.0	12.0

*at Vanderbilt

ALLAN WALTERS' CAREER RUSHING STATISTICS

YEAR	GP/GS	ATT	YDS	TD	LONG	AVG/A	AVG/G
2019*	1/0	0	0	0	0	0.0	0.0
TOTAL	1/0	0	0	0	0	0.0	0.0

*at Vanderbilt

ALLAN WALTERS' 2019 GAME-BY-GAME PASSING & RUSHING STATISTICS*

DATE	OPPONENT	GP/GS	PASSING				YDS	TD	LONG	RUSHING			
			CMP	ATT	INT	%				ATT	YDS	TD	LONG
11/09/19	at Florida	1/0	1	3	1	14.3%	17	0	17	0	0	0	0
11/16/19	Kentucky	1/0	0	4	0	0.0%	0	0	0	0	0	0	0
11/23/19	East Tennessee State	1/0	1	2	0	129.8%	19	0	19	0	0	0	0
TOTAL		3/0	2	9	1	33.6%	36	0	19	0	0	0	0

*at Vanderbilt

#14 | NATHANIEL WATSON | LB | 6-2 | 250 | SO. | 1L | MAPLESVILLE, ALA. (MAPLESVILLE)

NATHANIEL WATSON'S CAREER DEFENSIVE STATISTICS

YEAR	GP/GS	SOLO	AST	TOT	TFL	YDS	SACK	YDS	FF	FR	YDS	INT	YDS	QBH	PBU
2018	2/0	2	1	3	0	0	0	0	0	0	0	0	0	0	0
2019	7/0	1	1	2	1.0	1	0	0	0	0	0	0	0	0	0
TOTAL	9/0	3	2	5	1.0	1	0	0	0	0	0	0	0	0	0

NATHANIEL WATSON'S 2018 GAME-BY-GAME DEFENSIVE STATISTICS

DATE	OPPONENT	GP/GS	SOLO	AST	TOT	TFL	YDS	SACK	YDS	FF	FR	YDS	INT	YDS	QBH	PBU
09/01/18	Stephen F. Austin	1/0	2	0	2	0	0	0	0	0	0	0	0	0	0	0
11/03/18	Louisiana Tech	1/0	0	1	1	0	0	0	0	0	0	0	0	0	0	0
TOTAL		2/0	2	1	3	0	0	0	0	0	0	0	0	0	0	0

NATHANIEL WATSON'S 2019 GAME-BY-GAME DEFENSIVE STATISTICS

DATE	OPPONENT	GP/GS	SOLO	AST	TOT	TFL	YDS	SACK	YDS	FF	FR	YDS	INT	YDS	QBH	PBU
08/31/19	at Louisiana	1/0	0	0	0	0	0	0	0	0	0	0	0	0	0	0
09/28/19	at Auburn	1/0	0	0	0	0	0	0	0	0	0	0	0	0	0	0
10/19/19	LSU	1/0	0	0	0	0	0	0	0	0	0	0	0	0	0	0
10/26/19	at Texas A&M	1/0	0	0	0	0	0	0	0	0	0	0	0	0	0	0
11/02/19	at Arkansas	1/0	0	0	0	0	0	0	0	0	0	0	0	0	0	0
11/23/19	Abilene Christian	1/0	0	0	0	0	0	0	0	0	0	0	0	0	0	0
12/30/19	vs. Louisville	1/0	1	1	2	1.0	1	0	0	0	0	0	0	0	0	0
TOTAL		7/0	1	1	2	1.0	1	0	0	0	0	0	0	0	0	0

#85 | AUSTIN WILLIAMS | WR | 6-3 | 200 | JR. | 2L | OCEAN SPRINGS, MISS. (OCEAN SPRINGS)

AUSTIN WILLIAMS' CAREER RECEIVING STATISTICS

YEAR	GP/GS	REC	YDS	TD	LONG	REC/G	AVG/C	AVG/G
2018	13/5	10	137	3	33	0.8	13.7	10.5
2019	13/0	11	119	2	28	0.8	10.8	9.2
TOTAL	26/5	21	256	5	33	0.8	12.2	9.8

AUSTIN WILLIAMS' 2018 GAME-BY-GAME RECEIVING STATISTICS

DATE	OPPONENT	GP/GS	REC	YDS	TD	LONG
09/01/18	Stephen F. Austin	1/1	2	30	0	21
09/08/18	at Kansas State	1/1	1	13	1	13
09/15/18	Louisiana	1/1	1	25	0	25
09/22/18	at Kentucky	1/1	2	4	0	3
09/29/18	Florida	1/0	0	0	0	0
10/06/18	Auburn	1/0	1	0	0	0
10/20/18	at LSU	1/0	0	0	0	0
10/27/18	Texas A&M	1/0	0	0	0	0
11/03/18	Louisiana Tech	1/0	1	13	0	13
11/10/18	at Alabama	1/0	0	0	0	0
11/17/18	Arkansas	1/0	2	52	2	33
11/22/18	at Ole Miss	1/0	0	0	0	0
01/01/19	vs. Iowa	1/1	0	0	0	0
TOTAL		13/5	10	137	3	33

AUSTIN WILLIAMS' 2019 GAME-BY-GAME RECEIVING STATISTICS

DATE	OPPONENT	GP/GS	REC	YDS	TD	LONG
08/31/19	at Louisiana	1/0	3	43	1	28
09/07/19	Southern Miss	1/0	1	13	0	13
09/14/19	Kansas State	1/0	0	0	0	0
09/21/19	Kentucky	1/0	1	20	0	20
09/28/19	at Auburn	1/0	0	0	0	0
10/12/19	at Tennessee	1/0	0	0	0	0
10/19/19	LSU	1/0	0	0	0	0
10/26/19	at Texas A&M	1/0	1	10	0	10
11/02/19	at Arkansas	1/0	2	18	0	11
11/16/19	Alabama	1/0	0	0	0	0
11/23/19	Abilene Christian	1/0	2	6	1	6
11/28/19	Ole Miss	1/0	1	9	0	9
12/30/19	vs. Louisville	1/0	0	0	0	0
TOTAL		13/0	11	119	2	28

#13 | TYLER WILLIAMS | CB | 6-2 | 175 | SO. | 1L | OXFORD, MISS. (LAFAYETTE)

TYLER WILLIAMS' CAREER DEFENSIVE STATISTICS

YEAR	GP/GS	SOLO	AST	TOT	TFL	YDS	SACK	YDS	FF	FR	YDS	INT	YDS	QBH	PBU
2018	9/0	4	2	6	0	0	0	0	0	0	0	0	0	0	1
2019	10/5	10	13	23	0	0	0	0	1	1	0	0	0	1	3
TOTAL	19/5	14	15	29	0	0	0	0	1	1	0	0	0	1	4

TYLER WILLIAMS' 2018 GAME-BY-GAME DEFENSIVE STATISTICS

DATE	OPPONENT	GP/GS	SOLO	AST	TOT	TFL	YDS	SACK	YDS	FF	FR	YDS	INT	YDS	QBH	PBU
09/01/18	Stephen F. Austin	1/0	0	0	0	0	0	0	0	0	0	0	0	0	0	1
09/15/18	Louisiana	1/0	0	2	2	0	0	0	0	0	0	0	0	0	0	0
10/06/18	Auburn	1/0	2	0	2	0	0	0	0	0	0	0	0	0	0	0
10/20/18	at LSU	1/0	0	0	0	0	0	0	0	0	0	0	0	0	0	0
10/27/18	Texas A&M	1/0	0	0	0	0	0	0	0	0	0	0	0	0	0	0
11/03/18	Louisiana Tech	1/0	1	0	1	0	0	0	0	0	0	0	0	0	0	0
11/10/18	at Alabama	1/0	0	0	0	0	0	0	0	0	0	0	0	0	0	0
11/17/18	Arkansas	1/0	0	0	0	0	0	0	0	0	0	0	0	0	0	0
01/01/19	vs. Iowa	1/0	1	0	1	0	0	0	0	0	0	0	0	0	0	0
TOTAL		9/0	4	2	6	0	0	0	0	0	0	0	0	0	0	1

TYLER WILLIAMS' 2019 GAME-BY-GAME DEFENSIVE STATISTICS

DATE	OPPONENT	GP/GS	SOLO	AST	TOT	TFL	YDS	SACK	YDS	FF	FR	YDS	INT	YDS	QBH	PBU
08/31/19	at Louisiana	1/0	0	0	0	0	0	0	0	0	0	0	0	0	0	2
09/07/19	Southern Miss	1/0	1	2	3	0	0	0	0	0	1	0	0	0	0	0
09/14/19	Kansas State	1/1	0	3	3	0	0	0	0	0	0	0	0	0	0	0
09/21/19	Kentucky	1/0	2	1	3	0	0	0	0	0	0	0	0	0	0	1
10/26/19	at Texas A&M	1/0	1	0	1	0	0	0	0	0	0	0	0	0	1	0
11/02/19	at Arkansas	1/1	1	0	1	0	0	0	0	0	0	0	0	0	0	0
11/16/19	Alabama	1/1	3	5	8	0	0	0	0	1	0	0	0	0	0	0
11/23/19	Abilene Christian	1/1	0	1	1	0	0	0	0	0	0	0	0	0	0	0
11/28/19	Ole Miss	1/0	1	0	1	0	0	0	0	0	0	0	0	0	0	0
12/30/19	vs. Louisville	1/1	1	1	2	0	0	0	0	0	0	0	0	0	0	0
TOTAL		10/5	10	13	23	0	0	0	0	1	1	0	0	0	1	3

#22 | LEE WITHERSPOON | RB | 5-10 | 195 | SO. | 1L | BIRMINGHAM, ALA. (NORTH JACKSON)

LEE WITHERSPOON'S CAREER RUSHING STATISTICS

YEAR	GP/GS	ATT	YDS	TD	LONG	AVG/A	AVG/G
2019	11/0	22	101	1	22	4.6	9.2
TOTAL	11/0	22	101	1	22	4.6	9.2

LEE WITHERSPOON'S CAREER RECEIVING STATISTICS

YEAR	GP/GS	REC	YDS	TD	LONG	REC/G	AVG/C	AVG/G
2019	11/0	3	19	0	12	0.3	6.3	1.7
TOTAL	11/0	3	19	0	12	0.3	6.3	1.7

LEE WITHERSPOON'S CAREER KICK RETURN STATISTICS

YEAR	GP/GS	ATT	YDS	TD	LONG	AVG/R	AVG/G
2019	11/0	1	15	0	15	15.0	1.4
TOTAL	11/0	1	15	0	15	15.0	1.4

LEE WITHERSPOON'S 2019 GAME-BY-GAME OFFENSIVE STATISTICS

DATE	OPPONENT	GP/GS	RUSHING				RECEIVING				KICK RETURNS			
			ATT	YDS	TD	LONG	REC	YDS	TD	LONG	ATT	YDS	TD	LONG
09/07/19	Southern Miss	1/0	7	40	1	22	0	0	0	0	0	0	0	0
09/14/19	Kansas State	1/0	3	4	0	2	0	0	0	0	0	0	0	0
09/21/19	Kentucky	1/0	0	0	0	0	0	0	0	0	0	0	0	0
09/28/19	at Auburn	1/0	2	3	0	2	0	0	0	0	0	0	0	0
10/19/19	LSU	1/0	0	0	0	0	2	16	0	12	0	0	0	0
10/26/19	at Texas A&M	1/0	0	0	0	0	0	0	0	0	1	15	0	15
11/02/19	at Arkansas	1/0	5	24	0	9	0	0	0	0	0	0	0	0
11/16/19	Alabama	1/0	0	0	0	0	1	3	0	3	0	0	0	0
11/23/19	Abilene Christian	1/0	1	13	0	13	0	0	0	0	0	0	0	0
11/28/19	Ole Miss	1/0	0	0	0	0	0	0	0	0	0	0	0	0
12/30/19	vs. Louisville	1/0	4	17	0	11	0	0	0	0	0	0	0	0
TOTAL		11/0	22	101	1	22	3	19	0	12	1	15	0	15

#93 | CAMERON YOUNG | DT | 6-3 | 320 | SO. | 1L | CROSBY, MISS. (FRANKLIN COUNTY)

CAMERON YOUNG'S CAREER DEFENSIVE STATISTICS

YEAR	GP/GS	SOLO	AST	TOT	TFL	YDS	SACK	YDS	FF	FR	YDS	INT	YDS	QBH	PBU
2018	1/0	0	0	0	0	0	0	0	0	0	0	0	0	0	0
2019	8/0	2	3	5	1.0	2	0	0	0	0	0	0	0	0	0
TOTAL	9/0	2	3	5	1.0	2	0	0	0	0	0	0	0	0	0

CAMERON YOUNG'S 2018 GAME-BY-GAME DEFENSIVE STATISTICS

DATE	OPPONENT	GP/GS	SOLO	AST	TOT	TFL	YDS	SACK	YDS	FF	FR	YDS	INT	YDS	QBH	PBU
09/01/18	Stephen F. Austin	1/0	0	0	0	0	0	0	0	0	0	0	0	0	0	0
TOTAL		1/0	0	0	0	0	0	0	0	0	0	0	0	0	0	0

CAMERON YOUNG'S 2019 GAME-BY-GAME DEFENSIVE STATISTICS

DATE	OPPONENT	GP/GS	SOLO	AST	TOT	TFL	YDS	SACK	YDS	FF	FR	YDS	INT	YDS	QBH	PBU
09/07/19	Southern Miss	1/0	1	1	2	0	0	0	0	0	0	0	0	0	0	0
09/14/19	Kansas State	1/0	0	1	1	0	0	0	0	0	0	0	0	0	0	0
09/21/19	Kentucky	1/0	0	0	0	0	0	0	0	0	0	0	0	0	0	0
09/28/19	at Auburn	1/0	0	1	1	0	0	0	0	0	0	0	0	0	0	0
10/12/19	at Tennessee	1/0	0	0	0	0	0	0	0	0	0	0	0	0	0	0
10/19/19	LSU	1/0	0	0	0	0	0	0	0	0	0	0	0	0	0	0
10/26/19	at Texas A&M	1/0	1	0	1	1.0	2	0	0	0	0	0	0	0	0	0
11/02/19	at Arkansas	1/0	0	0	0	0	0	0	0	0	0	0	0	0	0	0
TOTAL		8/0	2	3	5	1.0	2	0	0	0	0	0	0	0	0	0



MIKE LEACH

First Season
@Coach_Leach

34TH HEAD FOOTBALL COACH

2008 & 2018 NATIONAL COACH OF THE YEAR



Mike Leach, a two-time national coach of the year, three-time conference coach of the year and the mastermind behind the NCAA record-setting "Air Raid" offense, was tabbed Mississippi State's 34th head football coach on January 9, 2020.

The accomplishments for Leach in his 18 years as a head coach are long and distinguished. He has compiled a 139-90 (.607) record, guided his squads to 16 bowl games, produced seven seasons of at least nine victories, captured two conference division titles, became the winningest coach in Texas Tech history and set school records for bowl appearances at both Texas Tech (10) and Washington State (6). During 10 of those 18 seasons, Leach's passing attack led the FBS – six at Texas Tech and four at Washington State.



Of the 50 most productive passing yardage seasons in FBS history, 11 have come from quarterbacks coached by Leach since his hiring as head coach at Texas Tech in 2000. That includes three seasons by Graham Harrell (2006-08), two by Luke Falk (2015-16), one by Gardner Minshew II (2018) and one by Anthony Gordon (2019).

Leach arrives in Starkville after eight seasons at the helm of the Washington State program, where he compiled a 55-47 (.539) record and was named the 2018 American Football Coaches Association National Coach of the Year. A two-time Pac-12 Coach of the Year (2015, 2018), Leach spearheaded WSU to a school-record six bowl appearances and became the first coach in school history to lead the Cougars to five consecutive bowl games. His offense also led the nation in passing offense in four out of his last six seasons in charge.

In 2019, a young Cougars squad reached the Cheez-It Bowl while leading the nation in passing offense (437.2 pypg). A total of eight WSU student-athletes earned All-Pac-12 honors, including Gordon, who earned second-team all-conference honors at quarterback.

The 2018 campaign saw Leach produce one of the finest coaching performances in program history. WSU posted its first 11-win season in school history and earned a share of the Pac-12 North Division title. The Cougars were ranked in the top 13 of each of the College Football Playoff rankings, including four consecutive weeks at No. 8. WSU capped the season with a win over Iowa State in the Alamo Bowl and finished No. 10 in the Associated Press and Coaches polls. Senior quarterback and Mississippi native Minshew captivated the nation, leading the FBS in passing yards per game (367.6).

In the spring of 2019, Leach taught a five-week course at WSU on Insurgent Warfare and Football Strategies, along with former Washington State Senator Michael Baumgartner. That same spring, three Cougars were selected in the 2019 NFL Draft as left tackle Andre Dillard went in the first round to the Eagles, safety Jalen Thompson went in the fifth round to Cardinals and Minshew went in the sixth round to the Jaguars.

In 2017, Leach guided WSU to a 9-4 record, 6-3 in conference play, and a second straight Holiday Bowl appearance. The Cougars opened the season with six consecutive victories and posted wins over No. 5 USC and No. 18 Stanford. Once again, the Cougar offense ranked No. 2 in passing offense (366.8 pypg) while the defense ranked in the national top 25 in seven categories, including four in the top 10. Senior offensive lineman Cody O'Connell repeated as a first-team All-American while junior defensive tackle Hercules Mata'afa also earned first-team All-American honors.

A 7-2 record in Pac-12 play helped Leach's 2017 squad to an 8-5 overall mark and an appearance in the Holiday Bowl. Leach guided a WSU offense that led the Pac-12 and finished No. 3 nationally in passing offense (362.5 pypg), and also led the Pac-12 and sat No. 2 nationally in completion percentage (.703%). WSU won eight straight games midway through the season, the longest streak since the 1930 campaign. WSU had 10 student-athletes earn All-Pac-12 honors and O'Connell was a unanimous first-team All-American and finalist for the Outland Trophy.

The Cougars ended the 2015 season with a 9-4 record, 6-3 in the Pac-12, capped by a 20-14 Sun Bowl victory over Miami. After starting the season 2-2, the Cougars went 7-2 over the final nine games, posting last-minute victories at Oregon and No. 18 UCLA, and rallying from a fourth-quarter deficit in a 38-24 victory against Arizona State. For the second straight season, WSU led the nation in passing offense (389.5 pypg), while also

finishing No. 2 in the nation in red zone offense (94.5%). The Cougars concluded the regular season by having 11 student-athletes named to All-Pac-12 teams. Senior offensive lineman Joe Dahl earned second-team All-America honors and Mata'afa garnered first-team Freshman All-America honors from USA Today.

In 2014, Leach's offense led the nation in passing offense at 477.7 yards per game, the second-highest total in FBS history, trailing only Houston's 511.3 in 1989. WSU set or tied 42 school, Pac-12 or NCAA records that season, including quarterback Connor Halliday's NCAA single-game record 734 passing yards against California. WSU placed five student-athletes on the All-Pac-12 teams.

In his second season at the helm of the Cougars, Leach guided WSU to the Gildan New Mexico Bowl, its first bowl game appearance in a decade. The Cougar offense threw for more than 400 yards five times, including a 2013 FBS-best 557 yards at Oregon. Halliday became the first WSU quarterback to surpass the 4,000-yard mark and set program single-season records for passing yards (4,587), attempts (714) and completions (449). Safety Deone Bucannon became the first WSU first-team All-American since 2005 and was taken with the No. 27 overall pick in NFL Draft by the Arizona Cardinals, the first Cougar taken in the first round since 2003. Washington State placed eight student-athletes on Pac-12 All-Academic teams during the season.

Leach previously spent 10 seasons as head coach at Texas Tech (2000-09) where his squads produced bowl appearances all 10 years. He compiled a school-record 84 victories, a school-record five bowl wins and eight consecutive seasons of at least eight wins.

The architect of the most prolific passing offense in the country, Leach received three national coach of the year awards in 2008 - the Woody Hayes Award, Howie Long/Fieldturf Coach of the Year and George Munger Award. Leach's offense captured six NCAA passing titles and three total offense titles during his 10 seasons in Lubbock.

Leach led Texas Tech to one of the most memorable seasons in school history in 2008 as the team set a program record with 11 regular-season wins en route to an 11-2 record. The win total tied the mark, set previously by the 1953 and 1973 Red Raider squads. Numerous accolades poured in from across the country as an unprecedented four student-athletes earned first-team All-America status, in addition to Leach's three coach of the year honors. Wide receiver Michael Crabtree was a unanimous All-American for the second-straight season, while Harrell, offensive tackle Rylan Reed and offensive guard Brandon Carter each garnered first-team honors, as well.

Harrell finished his storied career No. 2 on the NCAA career passing yardage list (15,793 yards), while breaking the career NCAA passing touchdowns mark (134). He threw for 4,555 yards in his debut as the starter in 2006 and followed that with back-to-back 5,000-yard seasons in 2007 and 2008. At the time, he became the sixth player and third Red Raider in NCAA history to throw for 5,000 yards in a season. He joins Houston's Case Keenum as the only NCAA quarterbacks with two 5,000-yard passing seasons, and his 5,705-yard effort in 2007 ranks No. 2 on the single-season charts (5,705 yards).

The running game also flourished under Leach at Texas Tech. Taurean Henderson broke the NCAA career record for receptions by a running back. The Red Raiders' 28 total rushing scores in 2008 were the most for a Tech team since the 1993 team scored 30. Despite Tech's offense revolving around the pass, Leach did a tremendous job of incorporating the

running back position into the mix. Henderson finished his career with 303 receptions, which at the time ranked first in NCAA history among running backs and No. 4 overall.

A total of 18 student-athletes were drafted at Texas Tech under Leach's watch and 21 others signed free agent contracts. In the spring of 2009, four student-athletes were selected among the first four rounds of the NFL Draft, marking the most successful draft for Texas Tech in the Leach era.

The program made strides academically as well under Leach. During his 10 years, Texas Tech was recognized as one of the nation's top institutions for consistently being above a 70 percent graduation rate, according to the AFCA.

Prior to coming on board at Texas Tech, Leach, in just one season at Oklahoma, directed a Sooner offense that went from one of the worst in the Big 12 Conference to one of the best in 1999. Leach guided an offense that went from No. 11 in the Big 12 in 1998 to No. 1 in 1999. In just one year, OU's total offense numbers improved from 293.3 yards per game to 427.2 yards per game, which enabled them to climb from No. 101 in the FBS to No. 11 nationally. Under Leach, the Oklahoma offense set six Big 12 and 17 school records.

Prior to joining Bob Stoops' Oklahoma staff, Leach served as offensive coordinator for Hal Mumme at the University of Kentucky and Valdosta (Ga.) State University. Under Mumme and Leach, the Kentucky offense set six NCAA records, 41 SEC records and 116 school records in just 22 games.

Named 1996 Division II Offensive Coordinator of the Year by American Football Quarterly magazine, Leach helped Mumme lead Valdosta State to a 40-17-1 record. The 1993 Blazer offense smashed 66 school records, 22 conference records and seven national records. In 1994, Valdosta State advanced to the Division II playoffs with Leach's offense shattering 80 school records, 35 conference records and seven more national marks.

Leach and Mumme first teamed up at Iowa Wesleyan College in 1989. From 1989 to 1991 Leach served as offensive coordinator and line coach for a unit that led the NAIA in passing yardage one season and finished No. 2 the other two. Iowa Wesleyan quarterbacks passed for more than 11,000 yards in Leach's three seasons and broke 26 national records.

Leach also has made coaching stops in Pori, Finland, where he served as a head coach in the European Football League (1989), as well as one-year stints at College of the Desert (1988) and Cal Poly-San Luis Obispo (1987).

After graduating with honors from BYU in 1983, Leach earned a master's degree from the U.S. Sports Academy and his Juris Doctor from Pepperdine University, where he graduated in the top one-third of his class.

The oldest of six siblings, Leach and his wife, Sharon, are the parents of four children: Janeen, Kim, Cody and Kiersten, along with three grandchildren. Born in Susanville, California, Leach was raised in Cody, Wyoming.





Leach led Washington State to a school-record six bowl appearances and became the first coach in school history to lead the Cougars to five consecutive bowl games. At Texas Tech, he compiled a school-record 84 victories, a school-record five bowl wins and eight consecutive seasons of at least eight victories. In just one year as offensive coordinator at Oklahoma, OU's offense set six Big 12 Conference and 17 school records. In the same role at Kentucky, the Wildcat's offense set six NCAA records, 41 Southeastern Conference records and 116 school records in 22 games.

LEACH'S GAME-BY-GAME HEAD COACH RESULTS

2000 TEXAS TECH

(7-6, 3-5, 4th Big 12 South, NR)

Date	Opponent	Score
Aug. 26	New Mexico	W, 24-3
Sept. 2	Utah State	W, 28-16
Sept. 9	North Texas	W, 13-7
Sept. 16	Louisiana Lafayette	W, 26-0
Sept. 30	* at Texas A&M	L, 15-33
Oct. 7	* Baylor	W, 28-0
Oct. 14	* #1 Nebraska	L, 3-56
Oct. 21	* at #10 Kansas State	L, 23-28
Oct. 28	* at Kansas	W, 45-39
Nov. 4	* #20 Texas	L, 17-29
Nov. 11	* Oklahoma State	W, 58-0
Nov. 18	* at #1 Oklahoma	L, 13-28
Dec. 27	^ vs. East Carolina	L, 27-40

* - Big 12 game | ^ - GalleryFurniture.com Bowl (Houston, Texas)

2001 TEXAS TECH

(7-5, 4-4, 3rd Big 12 South, NR)

Date	Opponent	Score
Sept. 8	New Mexico	W, 42-30
Sept. 22	vs. North Texas (@ Irving)	W, 42-14
Sept. 29	* at #5 Texas	L, 7-42
Oct. 6	* Kansas	L, 31-34 (OT)
Oct. 13	* Kansas State	W, 38-19
Oct. 20	* at Nebraska	L, 31-41
Oct. 27	* at Baylor	W, 63-19
Nov. 3	* Texas A&M	W, 12-0
Nov. 10	* at Oklahoma State	W, 49-30
Nov. 17	* Oklahoma	L, 13-30
Nov. 24	Stephen F. Austin	W, 58-3
Dec. 29	^ vs. Iowa	L, 16-19

* - Big 12 game | ^ - Alamo Bowl (San Antonio, Texas)

2002 TEXAS TECH

(9-5, 5-3, 3rd Big 12 South, NR)

Date	Opponent	Score
Aug. 24	at #13 Ohio State	L, 21-45
Sept. 7	at SMU	W, 24-14
Sept. 14	Ole Miss	W, 42-28
Sept. 21	* #17 NC State	L, 48-51 (OT)
Sept. 27	at New Mexico	W, 49-0
Oct. 5	* at #23 Texas A&M	W, 48-47 (OT)
Oct. 12	* at #11 Iowa State	L, 17-31
Oct. 19	* Missouri	W, 52-38
Oct. 26	* at #21 Colorado	L, 13-37
Nov. 2	* Baylor	W, 62-11
Nov. 9	* Oklahoma State	W, 49-24
Nov. 16	* #4 Texas	W, 42-38
Nov. 23	* at #4 Oklahoma (#24)	L, 15-60
Dec. 23	^ vs. Clemson	W, 55-15

* - Big 12 game | ^ - Tangerine Bowl (Orlando, Fla.)

2003 TEXAS TECH

(8-5, 4-4, 4th Big 12 South, NR)

Date	Opponent	Score
Aug. 30	SMU	W, 58-10
Sept. 6	New Mexico	W, 42-28
Sept. 20	at NC State	L, 21-49
Sept. 27	at Ole Miss	W, 49-45
Oct. 4	* Texas A&M	W, 59-28
Oct. 11	* Iowa State	W, 52-21
Oct. 18	* at #23 Oklahoma State	L, 49-51
Oct. 25	* at Missouri	L, 31-62
Nov. 1	* Colorado	W, 26-21
Nov. 8	* at Baylor	W, 62-14
Nov. 15	* at #6 Texas	L, 40-43
Nov. 22	* #1 Oklahoma	L, 25-56
Dec. 30	^ vs. Navy	W, 38-14

* - Big 12 game | ^ - Houston Bowl (Houston, Texas)

2004 TEXAS TECH

(8-4, 5-3, 4th Big 12 South, #18 AP/#17 COACHES/#22 BCS)

Date	Opponent	Score
Sept. 4	at SMU	W, 27-13
Sept. 11	at New Mexico	L, 24-27
Sept. 18	TCU	W, 70-35
Sept. 25	* at Kansas	W, 31-30
Oct. 2	* at #2 Oklahoma	L, 13-28
Oct. 9	* Nebraska	W, 70-10
Oct. 23	* at #8 Texas	L, 21-51
Oct. 30	* at Kansas State	W, 35-25
Nov. 6	* Baylor	W, 42-17
Nov. 13	* at #22 Texas A&M	L, 25-32 (OT)
Nov. 27	* #23 Oklahoma State	W, 31-15
Dec. 30	^ vs. #4 California (#23)	W, 45-31

* - Big 12 game | ^ - Holiday Bowl (San Diego, Calif.)

2005 TEXAS TECH

(9-3, 6-2, 2nd Big 12 South, #20 AP/#19 COACHES/#20 BCS)

Date	Opponent	Score
Sept. 10	FIU (#21)	W, 56-3
Sept. 17	Sam Houston State (#19)	W, 80-21
Sept. 24	Indiana State (#19)	W, 63-7
Oct. 1	* Kansas (#16)	W, 30-17
Oct. 8	* at Nebraska (#15)	W, 34-31
Oct. 15	* Kansas State (#13)	W, 59-20
Oct. 22	* at #2 Texas (#10)	L, 17-52
Oct. 29	* at Baylor (#17)	W, 28-0
Nov. 5	* Texas A&M (#16)	W, 56-17
Nov. 12	* at Oklahoma State (#13)	L, 17-24
Nov. 19	* Oklahoma (#21)	W, 23-21
Jan. 2	^ vs. #13 Alabama (#18)	L, 10-13

* - Big 12 game | ^ - Cotton Bowl (Dallas, Texas)

2006 TEXAS TECH

(8-5, 4-4, 4th Big 12 South, NR)

Date	Opponent	Score
Sept. 2	SMU (#25)	W, 35-3
Sept. 9	at UTEP (#24)	W, 38-35 (OT)
Sept. 16	at #20 TCU (#24)	L, 3-12
Sept. 23	Southeastern Louisiana	W, 62-0
Sept. 30	* at Texas A&M	W, 31-27
Oct. 7	* #23 Missouri	L, 21-38
Oct. 14	* at Colorado	L, 6-30
Oct. 21	* at Iowa State	W, 42-26
Oct. 28	* #5 Texas	L, 31-35
Nov. 4	* Baylor	W, 55-21
Nov. 11	* at #17 Oklahoma	L, 24-34
Nov. 18	* Oklahoma State	W, 30-24
Dec. 29	^ vs. Minnesota	W, 44-41 (OT)

* - Big 12 game | ^ - Insight Bowl (Tempe, Ariz.)

2007 TEXAS TECH

(9-4, 4-4, 3rd Big 12 South, #22 AP/#23 COACHES)

Date	Opponent	Score
Sept. 3	at SMU	W, 49-9
Sept. 8	UTEP	W, 45-31
Sept. 15	at Rice	W, 59-24
Sept. 22	* at Oklahoma State	L, 45-49
Sept. 29	Northwestern State	W, 75-7
Oct. 6	* at Iowa State	W, 42-17
Oct. 13	* Texas A&M	W, 35-7
Oct. 20	* at #15 Missouri (#22)	L, 10-41
Oct. 27	* Colorado	L, 26-31
Nov. 3	* at Baylor	W, 38-7
Nov. 10	* at #15 Texas	L, 43-59
Nov. 17	* #3 Oklahoma	W, 34-27
Jan. 1	^ vs. #21 Virginia	W, 31-28

* - Big 12 game | ^ - Gator Bowl (Jacksonville, Fla.)

2008 TEXAS TECH

(11-2, 7-1, Big 12 South Co-Champions
#12 AP/#14 COACHES/#7 BCS)

Date	Opponent	Score
Aug. 30	Eastern Washington (#12)	W, 49-24
Sept. 6	at Nevada (#12)	W, 35-19
Sept. 13	SMU (#12)	W, 43-7
Sept. 20	UMass (#11)	W, 56-14
Oct. 4	* at Kansas State (#7)	W, 58-28
Oct. 11	* Nebraska (#7)	W, 37-31 (OT)
Oct. 18	* at Texas A&M (#7)	W, 43-25
Oct. 25	* at #19 Kansas (#8)	W, 63-21
Nov. 1	* at #1 Texas (#6)	W, 39-33
Nov. 8	* #8 Oklahoma State (#2)	W, 56-20
Nov. 22	* at #5 Oklahoma (#2)	L, 21-65
Nov. 29	* Baylor (#7)	W, 35-28
Jan. 2	^ vs. #20 Ole Miss (#8)	L, 34-47

* - Big 12 game | ^ - Cotton Bowl (Dallas, Texas)



2009 TEXAS TECH

(9-4, 5-3, 3rd Big 12 South, #21 AP/#23 COACHES)

Date	Opponent	Score
Sept. 5	North Dakota	W, 38-13
Sept. 12	Rice	W, 55-10
Sept. 19	* at #2 Texas	L, 24-34
Sept. 26	at #17 Houston	L, 28-29
Oct. 3	New Mexico	W, 48-28
Oct. 10	* Kansas State	W, 66-14
Oct. 17	* at #15 Nebraska	W, 31-10
Oct. 24	* at Texas A&M (#21)	L, 30-52
Oct. 31	* Kansas	W, 42-21
Nov. 14	* at #17 Oklahoma State	L, 17-24
Nov. 21	* Oklahoma	W, 41-13
Nov. 28	* vs. Baylor (@ Arlington)	W, 20-13
Jan. 2	^ vs. Michigan State	W, 41-31

* - Big 12 game | ^ - Alamo Bowl (San Antonio, Texas)

2012 WASHINGTON STATE

(3-9, 1-8, 6th Pac-12 North, NR)

Date	Opponent	Score
Sept. 1	at BYU	L, 6-30
Sept. 8	Eastern Washington	W, 24-20
Sept. 15	at UNLV	W, 35-27
Sept. 22	* Colorado	L, 34-35
Sept. 29	* vs. #2 Oregon (@ Seattle)	L, 26-51
Oct. 6	* at #14 Oregon State	L, 6-19
Oct. 13	* California	L, 17-31
Oct. 27	* at #19 Stanford	L, 17-24
Nov. 3	* at Utah	L, 6-49
Nov. 10	* #17 UCLA	L, 36-44
Nov. 17	* at Arizona State	L, 7-46
Nov. 23	* Washington	W, 31-28 (OT)

* - Pac-12 game

2013 WASHINGTON STATE

(6-7, 4-5, 5th Pac-12 North, NR)

Date	Opponent	Score
Aug. 31	at Auburn	L, 24-31
Sept. 7	* at #25 USC	W, 10-7
Sept. 14	Southern Utah	W, 48-10
Sept. 21	Idaho	W, 42-0
Sept. 28	* vs. #5 Stanford (@ Seattle)	L, 17-55
Oct. 5	* at California	W, 44-22
Oct. 12	* Oregon State	L, 24-52
Oct. 19	* at #2 Oregon	L, 38-62
Oct. 31	* #25 Arizona State	L, 21-55
Nov. 16	* at Arizona	W, 24-17
Nov. 23	* Utah	W, 49-37
Nov. 29	* at Washington	L, 17-27
Dec. 1	^ vs. Colorado State	L, 45-48

* - Pac-12 game | ^ - New Mexico Bowl (Albuquerque, N.M.)

2014 WASHINGTON STATE

(3-9, 2-7, 6th Pac-12 North, NR)

Date	Opponent	Score
Aug. 28	vs. Rutgers (@ Seattle)	L, 38-41
Sept. 5	at Nevada	L, 13-24
Sept. 13	Portland State	W, 59-21
Sept. 20	* #2 Oregon	L, 31-38
Sept. 27	* at Utah	W, 28-27
Oct. 4	* California	L, 59-60
Oct. 10	* at #25 Stanford	L, 17-34
Oct. 25	* #15 Arizona	L, 37-59
Nov. 1	* USC	L, 17-44
Nov. 8	* at Oregon State	W, 39-32
Nov. 22	* at #13 Arizona State	L, 31-52
Nov. 29	* Washington	L, 13-31

* - Pac-12 game

2015 WASHINGTON STATE

(9-4, 6-3, 3rd Pac-12 North, NR)

Date	Opponent	Score
Sept. 5	Portland State	L, 17-24
Sept. 12	at Rutgers	W, 37-34
Sept. 19	Wyoming	W, 31-14
Oct. 3	* at #24 California	L, 28-34
Oct. 10	* at Oregon	W, 45-38 (2OT)
Oct. 17	* Oregon State	W, 52-31
Oct. 24	* at Arizona	W, 45-42
Oct. 31	* #8 Stanford	L, 28-30
Nov. 7	* Arizona State	W, 38-24
Nov. 14	* at #18 UCLA	W, 31-27
Nov. 21	* Colorado (#24)	W, 27-3
Nov. 27	* at Washington (#20)	L, 10-45
Dec. 26	^ vs. Miami (Fla.)	W, 20-14

* - Pac-12 game | ^ - Sun Bowl (El Paso, Texas)

2016 WASHINGTON STATE

(8-5, 7-2, 2nd Pac-12 North, NR)

Date	Opponent	Score
Sept. 3	Eastern Washington	L, 42-45
Sept. 10	at Boise State	L, 28-31
Sept. 17	Idaho	W, 56-6
Oct. 1	* Oregon	W, 51-33
Oct. 8	* at #15 Stanford	W, 42-16
Oct. 15	* UCLA	W, 27-21
Oct. 22	* at Arizona State	W, 37-32
Oct. 29	* at Oregon State	W, 35-31
Nov. 5	* Arizona (#25)	W, 69-7
Nov. 12	* California (#23)	W, 56-21
Nov. 19	* at #12 Colorado (#20)	L, 24-38
Nov. 25	* #6 Washington (#23)	L, 17-45
Dec. 27	^ vs. Minnesota	L, 12-17

* - Pac-12 game | ^ - Holiday Bowl (San Diego, Calif.)

2017 WASHINGTON STATE

(9-4, 6-3, 3rd Pac-12 North, NR)

Date	Opponent	Score
Sept. 2	Montana State (#24)	W, 31-0
Sept. 9	Boise State (#20)	W, 47-44 (3OT)
Sept. 16	* Oregon State (#21)	W, 52-23
Sept. 23	Nevada (#18)	W, 45-7
Sept. 29	* #5 USC (#16)	W, 30-27
Oct. 7	* at Oregon (#11)	W, 33-10
Oct. 13	* at California (#8)	L, 3-37
Oct. 21	* Colorado (#15)	W, 28-0
Oct. 28	* at Arizona (#15)	L, 37-58
Nov. 4	* #18 Stanford (#25)	W, 24-21
Nov. 11	* at Utah (#19)	W, 33-25
Nov. 25	* at #15 Washington (#14)	L, 14-41
Dec. 28	^ vs. #21 Michigan State (#18)	L, 17-42

* - Pac-12 game | ^ - Holiday Bowl (San Diego, Calif.)

2018 WASHINGTON STATE

(11-2, 7-2, Pac-12 North Co-Champion, NR)

Date	Opponent	Score
Sept. 1	at Wyoming	W, 41-19
Sept. 8	San Jose State	W, 31-0
Sept. 15	Eastern Washington	W, 59-24
Sept. 21	* at USC	L, 36-39
Sept. 29	* Utah	W, 28-24
Oct. 6	* at Oregon State	W, 56-37
Oct. 20	* #12 Oregon (#25)	W, 34-20
Oct. 27	* at #24 Stanford (#14)	W, 41-38
Nov. 3	* California (#10)	W, 19-13
Nov. 10	* at Colorado (#8)	W, 31-7
Nov. 17	* Arizona (#8)	W, 69-28
Nov. 23	* #16 Washington (#7)	L, 15-28
Dec. 28	^ vs. #24 Iowa State (#12)	W, 28-26

* - Pac-12 game | ^ - Alamo Bowl (San Antonio, Texas)

2019 WASHINGTON STATE

(6-7, 3-6, 5th Pac-12 North, NR)

Date	Opponent	Score
Aug. 31	New Mexico State (#23)	W, 58-7
Sept. 7	Northern Colorado (#22)	W, 59-17
Sept. 13	at Houston (#20)	W, 31-24
Sept. 21	* UCLA (#19)	L, 63-67
Sept. 28	* at #19 Utah	L, 13-38
Oct. 12	* at #18 Arizona State	L, 34-38
Oct. 19	* Colorado	W, 41-10
Oct. 26	* at #11 Oregon	L, 35-37
Nov. 9	* at California	L, 20-33
Nov. 16	* Stanford	W, 49-22
Nov. 23	* Oregon State	W, 54-53
Nov. 29	* at Washington	L, 13-31
Dec. 27	^ vs. #24 Air Force	L, 21-31

* - Pac-12 game | ^ - Cheez-It Bowl (Phoenix, Ariz.)

LEACH'S NFL DRAFT PICKS

Year	Player, Position	Rd.	Pick	Team
2001	Kris Kocurek, DT	7th	237	Seattle
2002	Kevin Curtis, S	4th	127	San Francisco
2003	Aaron Hunt, DE	6th	194	Denver
	Kliff Kingsbury, QB	6th	201	New England
2004	Carlos Francis, WR	4th	99	Oakland
	B.J. Symons, QB	7th	248	Houston
2005	Dylan Gandy, C	4th	129	Indianapolis
	Daniel Loper, OT	5th	150	Tennessee
	Mike Smith, LB	7th	234	Baltimore
2006	E.J. Whitley, OL	7th	224	Dallas
2007	Manuel Ramirez, OL	4th	117	Detroit
	Joel Filani, WR	6th	188	Tennessee
	Keyunta Dawson, DL	7th	242	Indianapolis
2009	Michael Crabtree, WR	1st	10	San Francisco
	Darcel McBath, DB	2nd	48	Denver
	Louis Vasquez, OL	3rd	78	San Diego
	Brandon Williams, DL	4th	120	Dallas
2010	Jamar Wall, DB	6th	196	Dallas
2013	Marquess Wilson, WR	7th	236	Chicago
2014	Deone Bucannon, S	1st	27	Arizona
2015	Xavier Cooper, OL	3rd	96	Cleveland
	Vince Mayle, WR	4th	123	Cleveland
2016	Joe Dahl, OL	5th	151	Detroit
2017	Shalom Luani, S	7th	221	Oakland
2018	Cole Madison, OL	5th	138	Green Bay
	Luke Falk, QB	6th	199	Tennessee
2019	Andre Dillard, OL	1st	22	Philadelphia
	Gardner Minshew II, QB	6th	178	Jacksonville
2020	Dezmon Patmon, WR	6th	212	Indianapolis

LEACH VS. OPPONENTS

Team	Rec.	Team	Rec.
Air Force	0-1	Northern Colorado	1-0
Alabama	0-1	Northwestern State	1-0
Arizona	4-2	Ohio State	0-1
Arizona State	2-4	Oklahoma	3-7
Auburn	0-1	Oklahoma State	6-4
Baylor	10-0	Ole Miss	2-1
Boise State	1-1	Oregon	4-4
BYU	0-1	Oregon State	6-2
California	4-5	Portland State	2-2
Clemson	1-0	Rice	2-0
Colorado	5-5	Rutgers	1-1
Colorado State	0-1	Sam Houston State	1-0
East Carolina	0-1	San Jose State	1-0
Eastern Washington	3-1	SMU	6-0
FIU	1-0	Southeastern Louisiana	1-0
Houston	1-1	Southern Utah	1-0
Idaho	2-0	Stanford	4-4
Indiana State	1-0	Stephen F. Austin	1-0
Iowa	0-1	TCU	1-1
Iowa State	4-1	Texas	2-8
Kansas	5-1	Texas A&M	7-3
Kansas State	5-1	UCLA	2-2
Louisiana Lafayette	1-0	UMass	1-0
Miami (Fla.)	1-0	UNLV	1-0
Michigan State	1-1	USC	2-2
Minnesota	1-1	Utah	4-2
Missouri	1-3	Utah State	1-0
Montana State	1-0	UTEP	2-0
Navy	1-0	Virginia	1-0
NC State	0-2	Washington	1-7
Nebraska	4-2	Wyoming	2-0
Nevada	2-1		
New Mexico	5-1		
New Mexico State	1-0		
North Dakota	1-0		
North Texas	2-0		

Bold denotes 2020 opponents



WHAT THEY SAID ON LEACH'S HIRING ...

"Mike Leach is a proven winner who has established a culture of excellence for nearly two decades as a head coach. An offensive genius and two-time national coach of the year, he has a track record of building programs to national prominence with accountability and a blue-collar approach. We are thrilled to welcome him and his family to the Mississippi State family and look forward to watching our football program grow under his leadership."

- MSU Director of Athletics John Cohen

"I want to commend Athletics Director John Cohen and his staff for conducting a very thorough and true national search. In Coach Mike Leach, that search produced a charismatic leader for our program who has proven he can both win football games at a high level and motivate teams to play up to their potential. I'm excited about the future of our football program."

- MSU President Dr. Mark Keenum

"Mike Leach is a great hire for Mississippi State. He is one of the most unique and creative minds in the game of football and should bring an exciting style of play to the fans in Starkville. The numbers his offense put up the last time he coached in the SEC were record-setting and I would expect strong results this time around as well."

- Bob Stoops, former Oklahoma head coach

"Congrats to Mississippi State on the hiring of my close friend Coach Mike Leach. Mike will give Mississippi State fans an exciting, disciplined and focused team with his unique perspective of running a successful program. This will be a great era of Mississippi State football."

- Urban Meyer, three-time national champion head coach

"Without a doubt Mike Leach is one of the greatest offensive minds in college football history. What truly sets him apart is his ability to develop quarterbacks and consistently produce high-powered offenses everywhere he's been. I cannot wait to see him continue that at Mississippi State and I know that program is in for one heck of a ride."

- Kliff Kingsbury, Arizona Cardinals head coach

"We know the offense will work. We know Leach will find quarterbacks and receivers who can break records. If he staffs the defense appropriately, the Bulldogs may be able to continue to outpunch their weight and live in the manner to which they had become accustomed."

- Andy Staples, The Athletic

AIR RAID INNOVATOR



Known as the "Quarterback Whisperer", Mike Leach's innovative offensive attack has resulted in his teams leading the nation in passing offense 10 times. His Washington State teams led the nation in four of the last six years, and never finished lower than third. Leach has seen 18 players drafted on the offensive side of the ball as a head coach.

THE MIKE LEACH FILE

Hometown: Cody, Wyoming

Education: BYU, 1983 (Bachelor's); Pepperdine, 1986 (Juris Doctor); U.S. Sports Academy, 1988 (Master's)

Wife: Sharon

Children: Janeen, Kim, Cody and Kiersten

Birthday: March 9, 1961

COACHING CAREER

2020-p: Mississippi State (Head Coach)

2012-19: Washington State (Head Coach/Offensive Coordinator/Quarterbacks)

2000-09: Texas Tech (Head Coach/Offensive Coordinator/Quarterbacks)

1999: Oklahoma (Offensive Coordinator/Quarterbacks)

1997-98: Kentucky (Offensive Coordinator/Quarterbacks)

1994-96: Valdosta State (Offensive Coordinator/Wide Receivers/Quarterbacks)

1992-93: Valdosta State (Offensive Coordinator/Offensive Line)

1989-91: Iowa Wesleyan (Offensive Coordinator/Offensive Line)

1989: Pori, Finland - European League (Head Coach)

1988: College of the Desert (Calif.) (Linebackers)

1987: Cal Poly (Offensive Line)

BOWL GAMES COACHED IN

2019: Cheez-It Bowl (Washington State)

2018: Alamo Bowl (Washington State)

2017: Holiday Bowl (Washington State)

2016: Holiday Bowl (Washington State)

2015: Sun Bowl (Washington State)

2013: New Mexico Bowl (Washington State)

2009: Alamo Bowl* (Texas Tech)

2008: Cotton Bowl (Texas Tech)

2007: Gator Bowl (Texas Tech)

2006: Insight Bowl (Texas Tech)

2005: Cotton Bowl (Texas Tech)

2004: Holiday Bowl (Texas Tech)

2003: Houston Bowl (Texas Tech)

2002: Tangerine Bowl (Texas Tech)

2001: Alamo Bowl (Texas Tech)

2000: GalleryFurniture.com Bowl (Texas Tech)

* - denotes did not coach in game

LEACH'S YEAR-BY-YEAR RECORD

Year	School	Overall	Conf.	Notable
2000	Texas Tech	7-6	3-5	
2001	Texas Tech	7-6	4-4	
2002	Texas Tech	9-5	5-3	Beat No. 4 Texas; Tangerine Bowl Champions
2003	Texas Tech	8-5	4-4	Houston Bowl Champions
2004	Texas Tech	8-4	5-3	No. 18 in AP/No. 17 in Coaches; Holiday Bowl Champions
2005	Texas Tech	9-3	6-2	No. 20 in AP/No. 19 in Coaches
2006	Texas Tech	8-5	4-4	Insight Bowl Champions
2007	Texas Tech	9-4	4-4	Beat No. 3 Oklahoma; No. 22 in AP/No. 23 in Coaches
2008	Texas Tech	11-2	7-1	No. 7 in BCS; Two top-10 wins including No. 1 Texas
2009	Texas Tech	8-4	5-3	Beat No. 15 Nebraska
2012	Washington State	3-9	1-8	Beat No. 25 Washington
2013	Washington State	6-7	4-5	Beat No. 25 USC
2014	Washington State	3-9	2-7	
2015	Washington State	9-4	6-3	Sun Bowl Champions
2016	Washington State	8-5	7-2	Beat No. 15 Stanford
2017	Washington State	9-4	6-3	Beat No. 5 USC and No. 18 Stanford
2018	Washington State	11-2	7-2	AFCA Coach of the Year; Pac-12 North Co-Champions
2019	Washington State	6-7	3-6	Fifth straight bowl appearance at WSU
TOTALS		139-90	83-69	



ZACH ARNETT

Defensive Coordinator/Linebackers | First season at MSU | [@CoachZachArnett](#)

PERSONAL INFORMATION

Hometown: Albuquerque, N.M.
Education: New Mexico, 2009 (B.S., History)
Wife: Emily
Children: Case, Collins
Birthdate: September 10, 1986

COACHING EXPERIENCE

2020-p: Mississippi State (Defensive Coordinator/Linebackers)
2018-19: San Diego State (Defensive Coordinator/Linebackers)
2014-17: San Diego State (Linebackers)
2011-13: San Diego State (Graduate Assistant – Defense)

BOWL GAMES AS A COACH

2019 New Mexico Bowl (San Diego State)
2018 Frisco Bowl (San Diego State)
2017 Armed Forces Bowl (San Diego State)
2016 Las Vegas Bowl (San Diego State)
2015 Hawai'i Bowl (San Diego State)
2014 Poinsettia Bowl (San Diego State)
2013 Potato Bowl (San Diego State)
2012 Poinsettia Bowl (San Diego State)
2011 New Orleans Bowl (San Diego State)

Mississippi State hired Zach Arnett as its defensive coordinator and linebackers coach on Jan. 22, 2020.

Arnett, a rising star in college football's coaching ranks, served as defensive coordinator and linebackers coach at San Diego State for two seasons (2018-19) where he learned under one of the game's great defensive minds in former Aztecs head coach Rocky Long. Arnett arrived in Starkville after a short stint at Syracuse where he had been named defensive coordinator and linebackers coach in early January 2020.

Arnett has spent the majority of his coaching career under the mentorship of Long in San Diego, California, beginning as a defensive graduate assistant in 2011 before being elevated to linebackers coach in 2014 and promoted to defensive coordinator in 2018.

Arnett, who was selected as a member of the prestigious AFCA 35 Under 35 Coaches Leadership Institute in 2020, led a 2019 San Diego State defense that ranked in the top 10 nationally in seven categories. The Aztecs finished second in rushing defense (75.4 yards per game), third in scoring defense (12.7 points per

game), fourth in interceptions (18), fourth in first downs allowed (198), sixth in total defense (287.8), sixth in passing efficiency defense (110.25) and eighth in takeaways (27).

In Arnett's first season at the helm of the defense in 2018, the Aztecs ranked seventh nationally against the run (103.8 yards per game), 13th in first downs allowed (216) and 21st in total defense (334.6 yards per game).

Since the start of the 2018 season, Arnett's defensive unit has ranked inside the top 15 nationally in:

- Rushing yards allowed per game (1st – 89.6)
- Rushing yards allowed per carry (1st – 2.9)
- Fewest 30-point games allowed (T1st – 2)
- Fewest 40-point games allowed (T1st – 0 ... one of just six teams)
- Percentage of big plays allowed (2nd – 9.2) with only 153 of 1,658 opponent plays gaining either a 12-plus yard run or 15-plus yard pass
- Percentage of drives that they kept their opponent from crossing the 50-yard line (4th – 61.3)
- Percentage drives that their opponent covered less than 25 yards (4th – 60.1)
- Percentage drives holding their opponent scoreless (6th – 76.3)
- Points per play allowed (10th – 0.3) and points per possession allowed (10th – 1.3)
- Yards allowed per play (14th – 4.9)

During Arnett's nine seasons at San Diego State, the Aztecs posted a combined 81-38 (.681) record, won three Mountain West Conference championships and played in a bowl game every year – winning four of them. He coached seven all-conference linebackers, including Kyahva Tezino, who was an All-Mountain West first team selection in 2018 and 2019. Arnett also guided the career of All-American and three-time All-Mountain West choice Calvin Munson, who finished sixth in SDSU history with 301 tackles.

Prior to coaching, Arnett played linebacker for four seasons (2005-08) at the University of New Mexico. He logged 200 career tackles and tied for the FBS lead with six forced fumbles as a senior captain in 2008. Arnett helped the Lobos to 25 wins as a student-athlete and consecutive bowl appearances in 2006 and 2007. He was a four-time academic all-conference selection and

earned 2008 CoSIDA Academic All-America first team honors.

A native of Albuquerque, New Mexico, Arnett attended La Cueva High School, where he was a two-sport athlete in football and baseball. He originally signed to play baseball at New Mexico before earning a football scholarship the summer prior to the start of his true freshman season.

Arnett graduated from New Mexico in 2009 with a bachelor's degree in history and minor in political science. He and his wife, Emily, have one son, Case, and a daughter, Collins.



MATT BROCK

Special Teams Coordinator/Outside Linebackers | First season at MSU | [@Coach_MBrock](#)

PERSONAL INFORMATION

Hometown: Holton, Kan.

Education: Baker University, 2011 (B.S., Physical Education)

Wife: Alyssa

Children: Emma

Birthdate: October 11, 1988

COACHING EXPERIENCE

2020-p: Mississippi State (Special Teams Coordinator/OLBs)

2018-19: Washington State (Special Teams Coordinator/OLBs)

2016-17: Bowling Green (Special Teams Coordinator/LBs)

2014-15: Texas Tech (Inside Linebackers)

2013: Texas Tech (Defensive Quality Control)

2011-12: Baker University (Graduate Assistant)

BOWL GAMES/PLAYOFF GAMES AS A COACH

2019 Cheez-It Bowl (Washington State)

2018 Alamo Bowl (Washington State)

2015 Texas Bowl (Texas Tech)

2013 Holiday Bowl (Texas Tech)

2012 NAIA Playoffs First Round (Baker)

Matt Brock was hired as MSU's special teams coordinator and outside linebackers coach on February 4, 2020.

Prior to MSU, he spent two seasons at Washington State as the special teams coordinator while also coaching the outside linebackers.

A selection to the AFCA's prestigious 35 Under 35 Coaches Leadership Institute for 2020, Brock's special teams unit was solid for the second straight season in 2019. Kicker Blake Mazza ranked fifth nationally and led the Pac-12 in field-goal percentage (95.2) and earned All-Pac-12 first team honors. Mazza, a Lou Groza Award finalist and midseason All-America second team selection by The Athletic, was 20-of-21 on field-goal attempts. He made his first 18 field goals to start the season, the longest consecutive field-goal streak in WSU history. Mazza, whose longest field goal of the year was a career-high 51 yards, led the Pac-12 in scoring with 115 points.

The Cougars ranked second in the Pac-12 in punt return average (16.2) and opponent kick return average (19.5). Additionally, freshman Travion Brown was named to the All-Pac-12 second team as an all-purpose/special teams player.

In his first season with the Cougars, Brock saw a trio of players earn All-Pac-12 honorable mention honors on special teams in punter Oscar Draguicevich III, kick returner Travell Harris and Kainoa Wilson.

The Cougars finished the 2018 season 11th in the country and first in the Pac-12 in net punting (40.9), fifth in the country in kick return (27.1) and second in the Pac-12 in kickoff coverage.

Under Brock, Harris earned Pac-12 Special Teams Player of the Week after a 100-yard kickoff return for touchdown against Eastern Washington. The punt return team returned a blocked punt for a touchdown at Oregon State. The kickoff coverage team scored a touchdown after recovering a fumble against Arizona. Kicker Blake Mazza hit a 42-yard game-winning field goal in the final minute at Stanford.

Brock also mentored a pair of first-year starters at RUSH linebacker who combined for 15.0 tackles for loss. That total included 8.5 sacks, helping the Cougars lead the Pac-12 in sacks and finish third in rushing defense.

Brock arrived in Pullman after two seasons (2016-17) at Bowling Green, where he served as special teams coordinator and worked with linebackers.

In 2017, he was a nominee for the Broyles Award, given to the top assistant coach in the country. His special teams units ranked among the nation's top 20 in net punting average (4th), kickoff return defense (3rd) and punt return defense (20th).

In his first season at Bowling Green, Brock's special teams unit led the nation in kickoff defense, ranked third in net punting average and finished 28th in punt return defense. Punter Joseph Davidson was a two-time Ray Guy Award semifinalist. Davidson was a first-team Academic All-American and fourth-team All-American by Phil Steele in 2016.

Prior to Bowling Green, Brock spent three seasons (2013-15) at Texas Tech as a defensive quality control assistant. He also coached the defensive line in the Texas Bowl against LSU in 2015.

Brock was the defensive quality control coach in his first season at Tech in 2013, before being promoted to inside linebackers coach early in the 2014 season. He served in that capacity

through the remainder of that season.

In 2014, Brock spent the majority of the season as the inside linebackers coach, developing All-Big 12 linebacker Sam Eguavoen. He assisted in developing the game plan each week and was directly involved in analysis and evaluation on game day.

During Brock's first season with the Red Raiders in 2013, he coached Will Smith who garnered All-Big 12 honors along with being named Holiday Bowl Defensive Player of the Game. Smith was drafted in the seventh round by the Dallas Cowboys.

Brock arrived in Lubbock following two seasons at his alma mater Baker University (2011-12), where he served as a graduate assistant coach, oversaw the team's linebackers and assisted defensive coordinator Jason Thoren in the coaches' booth on game day.

Brock was a linebacker during his collegiate playing career at Baker. He tallied 277 career tackles and seven interceptions while leading the league in total tackles and tackles per game in 2010.

A 2009 and 2010 all-conference selection, Brock was a two-time Academic All-American and earned several team most valuable player awards.

Brock graduated from Baker in 2011 with a bachelor's degree in physical education. He and his wife, Alyssa have one daughter, Emma.



TONY HUGHES

Associate Head Coach/Nickelbacks | Ninth season at MSU (second stint) | [@CoachTonyHughes](#)

PERSONAL INFORMATION

Hometown: Forest, Miss.

Education: Southern Miss, 1980 (B.S., Sociology);

1985 (Certificate of Education, Social Studies)

Wife: Marion

Children: Jamison, Jay

Birthdate: May 22, 1959

COACHING EXPERIENCE

2020-p: Mississippi State (Associate Head Coach/Nickelbacks)

2019: Mississippi State (Associate Head Coach/Tight Ends)

2016-18: Jackson State (Head Coach)

2009-15: Mississippi State (Asst. Head Coach/Safeties/Recruiting Coord.)

2008: Southern Miss (Secondary)

2007: Ole Miss (Tight Ends)

2005-06: Ole Miss (Defensive Backs)

2004: Louisiana Tech (Outside Linebackers)

2003: Louisiana Tech (Defensive Backs)

2002: Hinds Community College (Defensive Coordinator)

1994-2001: Hinds Community College (Secondary)

1992-93: West Alabama (Secondary)

1988-91: Hattiesburg High School (Offensive Coordinator)

1986-87: South Natchez High School (Secondary)

1985: Philadelphia (Miss.) High School

1984: Southern Miss (Graduate Assistant)

BOWL GAMES AS A COACH

2019 Music City Bowl (Mississippi State)

2014 Orange Bowl (Mississippi State)

2013 Liberty Bowl (Mississippi State)

2013 Gator Bowl (Mississippi State)

2011 Music City Bowl (MSU)

2011 Gator Bowl (Mississippi State)

2008 New Orleans Bowl (Southern Miss)

Tony Hughes, a veteran coach and heralded recruiter with three decades of experience in his home state of Mississippi, returned to Starkville on December 12, 2018, for his second stint. He coached the Bulldogs' tight ends unit during the 2019 season and held the role of associate head coach.

Hughes makes a return to the defensive side of the ball in 2020 and will serve as associate head coach and nickelbacks coach.

Hughes spent seven seasons from 2009-15 with the Bulldogs coaching safeties and as recruiting coordinator. He also served as assistant head coach for three of those seasons beginning in the spring of 2013.

Prior to Hughes' return to Starkville, the longtime Mississippian spent two-plus seasons in Jackson, Mississippi, as head coach at Jackson State University.

Hughes has a reputation as being one of the top recruiters in college football on an annual basis. He served a pivotal role in helping State land 22 signees for the 2020 class during the early signing period last December. Among the 22 early signees, 11 were top-30 prospects from Mississippi.

In 2015, 247Sports tabbed him as one of America's top 10 recruiters after the Bulldogs hauled in one of the nation's top-16 classes.

According to Rivals, the 22 National Letters of Intent MSU received on National Signing Day in 2015 made up the Bulldogs' best class since 2003. MSU hauled in five of Mississippi's top six players. Fifteen of the Bulldogs' signees hailed from the state of Mississippi.

A teacher and mentor to his student-athletes, Hughes has excelled at identifying players in the state of Mississippi that leave MSU as five-star NFL prospects.

During his seven seasons at MSU, Hughes recruited and helped tutor some of the program's most storied players turned NFL stars. Such players include 2012 first-round draft pick defensive tackle Fletcher Cox – an eventual Super Bowl Champion and three-time Pro Bowl selection – as well as second-round draft selections defensive end Chris Jones and 2017 Pro Bowl defensive back Darius Slay. He also guided 2012 Jim Thorpe Award winner Johnthan Banks and first-team All-American Benardrick McKinney. McKinney was once a two-star high school quarterback in Tunica, Mississippi, before being drafted by the Houston Texans in 2015. Hughes also recruited Gabe Jackson, one of the elite offensive linemen in MSU history from 2010-13 who now starts at right guard for the Las Vegas Raiders.

With Hughes on the coaching staff, the Bulldogs had unprecedented success in 2014 when they claimed 10 regular-season wins for the first time in school history and reached their first Orange Bowl since 1941. It was a season of firsts for the program, which spent five consecutive weeks atop the polls and closed the year with its highest Associated Press poll finish since 1940 at No. 11.

State's defense was dominant during the historic 2014 season, producing the top ranked red zone defense and ninth-ranked scoring defense in the country. Following that season, two of Hughes' safeties signed NFL free agent contracts, including his son, Jay, who was a team captain.

In 2013, Hughes' safeties unit helped the Bulldogs rank among the SEC's top five in a number of categories, including fourth in total defense (349.3 yards per game) and fifth in passing defense (205.2 yards per game). MSU also held its final three opponents to just 11.3 points per game.

Hughes first joined the Bulldogs in 2009 after spending one season at Southern Miss (2008), where he coached the secondary. Before that, he coached for three seasons at Ole Miss (2005-07). Named one of the top 25 college football recruiters in the nation by Rivals in the spring of 2006, Hughes' first two years were spent tutoring the defensive backs with his final season in Oxford spent working with the tight ends.


Prior to a two-season tenure at Louisiana Tech (2003-04), Hughes spent the previous nine years on the coaching staff at Hinds Community College (1994-2002) in Raymond, Mississippi, where he served as the defensive coordinator for one year and the secondary coach during his first nine seasons. He coached eight players who later went on to the NFL, including former MSU standout Fred Smoot.

Before working at Hinds, Hughes' first college stop as a full-time collegiate coach was a two-year stay at West Alabama (1992-93), where he was the secondary coach. Hughes coached for seven years in the Mississippi high school ranks, serving as the offensive coordinator and running backs coach at Hattiesburg High School (1988-1991). Hughes also spent two seasons as the defensive secondary coach and boys track coach at South Natchez High School (1986-87). His first high school coaching job came at Philadelphia High School (1985).

After serving in the United States Marine Corps from 1981-84 and receiving an honorable discharge, he began his coaching career as a graduate assistant at Southern Miss (1984), working with the defensive backs.

Hughes, who played football and ran track at Forest High School (1974-76) and played defensive back at St. Paul's College (1976-77), was a defensive back for Southern Miss in 1977 and 1978. He earned his bachelor of arts' degree in sociology from there in 1980. He is an active member of the Fellowship of Christian Athletes, serving as a member of the Mississippi FCA State Board of Directors in 1999, president of the Mississippi FCA Coaches Council in 1998 and vice-president of the Mississippi FCA Coaches Council in 1997.

Hughes is married to the former Marion McCaleb of Meridian, Mississippi, and the couple has two sons, Jamison and Jay.



DARCEL MCBATH

Cornerbacks | First season at MSU | [@CoachMcBath_MSU](#)

PERSONAL INFORMATION

Hometown: Gainesville, Texas

Education: Texas Tech, 2008 (B.A., General Studies)

Wife: Malorie

Children: Ansleigh, Duke

Birthdate: October 28, 1985

COACHING EXPERIENCE

2020-p: Mississippi State (Cornerbacks)

2019: Washington State (Interim Co-Defensive Coord./CBs)

2018: Washington State (Cornerbacks)

2017: Washington State (Defensive Quality Control)

2016: North Texas (Defensive Quality Control)

BOWL GAMES AS A COACH

2019 Cheez-It Bowl (Washington State)

2018 Alamo Bowl (Washington State)

2017 Holiday Bowl (Washington State)

2016 Heart of Dallas Bowl (North Texas)

NFL EXPERIENCE

2012-13: San Francisco 49ers

Super Bowl XLVII (2013)

2011: Jacksonville Jaguars

2009-10: Denver Broncos

Darcel McBath came to MSU on February 4, 2020 as cornerbacks coach.

Before arriving in Starkville, he spent three seasons at Washington State (2017-19), including part of the 2019 season as interim co-defensive coordinator and cornerbacks coach. He was elevated to cornerbacks coach in 2018 after serving in a defensive quality control role in 2017.

McBath assumed co-interim defensive coordinator duties on Sept. 28, following the Utah game during the 2019 season. The Cougars finished the year fifth in the Pac-12 in takeaways (19) and tied for second in fumbles gained (9). His cornerbacks unit was led by George Hicks III, who broke up a team-high five passes and Marcus Strong, who recorded a pair of interceptions.

During his first season coaching cornerbacks in 2018, his unit combined for five takeaways highlighted by four interceptions. His group broke up 18 passes on the year and added 3.0 sacks. Senior Darrien Molton tied for eighth in the Pac-12 with nine

pass breakups. McBath's unit finished fourth in the Pac-12 in passing defense.

As a defensive quality control coach in 2017, McBath assisted with game prep, film breakdown and statistical tendencies for the Cougars.

Prior to his time in Pullman, McBath spent the 2016 season as a defensive quality control analyst at North Texas, working with defensive backs.

The Gainesville, Texas native, was a four-year letterman at defensive back under Mike Leach at Texas Tech from 2004-08. McBath earned All-Big 12 first team honors in 2008 after leading the nation with seven interceptions. He graduated in 2008 with a degree in general studies and spent five seasons in the NFL after being selected in the second round of the 2009 NFL Draft.

McBath played five seasons in the NFL before beginning his coaching career. A second-round selection by the Denver Broncos in the 2009 NFL Draft, McBath spent two seasons in Denver, one in Jacksonville and two in San Francisco. He played in 52 total games, recording 45 tackles with two interceptions. He played in Super Bowl XLVII as a member of the 49ers and made one tackle.

McBath and his wife, Malorie, were married in 2013 and have two children, Ansleigh and Duke.



ERIC MELE

Running Backs | First season at MSU | [@CoachMeleMSU](#)

PERSONAL INFORMATION

Hometown: Bridgewater, N.J.

Education: William Paterson, 2002 (B.S., Sociology/Criminal Justice); American Military, 2007 (M.A., Sports Management)

Wife: Melissa

Children: Samantha, Jordan, Taylor, Madison

Birthdate: November 13, 1978

COACHING EXPERIENCE

2020-p: Mississippi State (Running Backs)

2018-19: Washington State (Running Backs)

2015-17: Washington State (Special Teams Coordinator)

2014: Washington State (Interim Special Teams)

2012-14: Washington State (Offensive Quality Control)

2007-11: Wingate [N.C.] (Special Teams Coordinator/RBs)

2006: Saint Peter's College [N.J.] (Passing Game Coord./WRs)

2003-04: William Paterson [N.J.] (Special Teams Coord./DBs)

BOWL GAMES AS A COACH

2019 Cheez-It Bowl (Washington State)

2018 Alamo Bowl (Washington State)

2017 Holiday Bowl (Washington State)

2016 Holiday Bowl (Washington State)

2015 Sun Bowl (Washington State)

2013 New Mexico Bowl (Washington State)

2010 NCAA DII Playoffs First, Second Round (Wingate)

Eric Mele was named MSU's running backs coach on February 4, 2020.

Mele spent the previous nine seasons at Washington State (2012-19), including his final two seasons as running backs coach.

Mele's 2019 running backs unit featured All-Pac-12 honorable mention Max Borghi, who led the Cougars and ranked third in the conference in total yards from scrimmage with 1,414. His 16 touchdowns from scrimmage were the second-most in the Pac-12, while his 86 receptions led the nation among running backs.

In 2018, Mele's running backs were highlighted by a couple dynamic playmakers in All-Pac-12 honorable mention James Williams and Pac-12 Freshman of the Year honorable mention Borghi. Washington State running backs combined to lead all Pac-12 running back groups with 145 receptions and tallied

the second-most total touchdowns (28). Williams led the FBS among running backs with 83 catches, and Borghi scored 12 total touchdowns, tying the Washington State single-season record for total touchdowns by a freshman.

Prior to that he served as the Cougars' special teams coordinator from 2015-17. He was promoted to the full-time special teams coach in February 2015, after serving in the same role on an interim basis the final two months of the 2014 campaign. Mele spent his first two and a half seasons at Washington State in an offensive quality control position, working with film breakdown and assisting with the development of quarterbacks.

Mele mentored All-Pac-12 Second Team kicker Erik Powell in 2017. Powell finished his Washington State career third on the school's all-time points kicking list (317). He earned Pac-12 Special Teams Player of the Week three times during the season and was also a Lou Groza Award semifinalist. Powell concluded his career with a school record 164 career PATs and third in Cougar history for field goals made (51) and field goal percentage (72.9). Under Mele, Washington State's special teams produced the sixth-ranked punt coverage team in the FBS and didn't allow a special teams touchdown for the first time since 2005.

In 2016, Washington State produced impressive special teams numbers and reached multiple milestones under Mele. The Cougars recorded their first kick return for a TD since 2003 and first punt return for a score since 2005 (first time to record both in the same season since 1968). The Cougars scored twice on special teams in a victory against Idaho, returning a blocked field goal for a touchdown and later scoring after recovering a fumble during a kickoff. In Pac-12 play, Mele's group was the top-ranked punt return unit (18.8 yards-per-return) and second in kick return (23.0 yards-per-return). The punt return unit finished ninth in the country after averaging 13.5 yards-per-return.

Prior to Washington State, Mele spent five seasons as the special teams coordinator/running backs coach at Wingate University (2007-11). During his time at Wingate, Mele helped guide the Bulldogs to a 36-19 record highlighted by a second-appearance in the 2010 NCAA Division II playoffs.

Prior to Wingate, Mele spent the 2006 season as the wide receivers coach/passing game coordinator at Saint Peter's

College (N.J.) where the school finished eighth in the FCS in completions (242).

He worked the 2005 season as the co-defensive coordinator/special teams coordinator and defensive backs coach at Marist High School (N.J.), helping it to the program's first playoff berth in 12 seasons. Mele also worked two seasons as the special teams coordinator/defensive backs coach at William Paterson University (N.J.).

Mele was a three-year starter at strong safety and outside linebacker at William Paterson, where he earned his bachelor's degree in sociology and criminal justice in 2002. He earned his master's degree in sports management from the American Military University in 2007.

He and his wife, Melissa, have four daughters, Samantha, Jordan, Taylor and Madison.



MASON MILLER

Offensive Line | First season at MSU | [Twitter](#) @CoachMiller_

PERSONAL INFORMATION

Hometown: Marietta, Ga.

Education: Valdosta State, 1999 (B.A., History)

Wife: Megan

Children: Madison, Mallory

Birthdate: July 23, 1975

COACHING EXPERIENCE

2020-p: Mississippi State (Offensive Line)

2018-19: Washington State (Offensive Line)

2017: Nevada (Offensive Line)

2014-16: Tarleton State (Associate HC/Offensive Coordinator)

2013: McMurry (Head Coach)

2009-12: McMurry (Offensive Coordinator/Offensive Line)

2007-08: New Mexico State (Associate Head Coach)

2005-06: New Mexico State (Offensive Line)

2004: Southeastern Louisiana (Offensive Line)

2003: Southeastern Louisiana (Running Backs)

2000: Washington and Lee (Wide Receivers)

1998-99: Valwood High School

BOWL GAMES/PLAYOFF GAMES AS A COACH

2019 Cheez-It Bowl (Washington State)

2018 Alamo Bowl (Washington State)

2012 NCAA DII Heart of Texas Bowl (McMurry)

2011 NCAA DIII Playoffs First, Second Round (McMurry)

Mason Miller joined the Bulldogs as offensive line coach on February 4, 2020.

Miller came to Starkville after two seasons at Washington State (2018-19) as the offensive line coach. No stranger to the Air Raid system, Miller has spent the majority of his career coaching in that style of offense, working with both Leach and Hal Mumme, two of the Air Raid's architects.

Miller, who has coached at all three levels of the NCAA, has been a key part in establishing lethal offenses wherever he goes. With stops at Southeastern Louisiana, New Mexico State, McMurry and Tarleton State, Miller's offenses have set a bevy of school records and ranked in the top five in the nation in multiple offensive categories.

Miller's offensive line unit allowed the fewest sacks in the Pac-12 during each of his two seasons at Washington State (20 in 2019, 13 in 2018). Under Miller's guidance in 2019, sophomore offensive tackle Abe Lucas earned All-Pac-12 second team honors and finished as the third-highest graded offensive

lineman in the conference at 84.5 according to Pro Football Focus. Offensive guard Josh Watson also earned postseason honors as an All-Pac-12 honorable mention.

Miller's unit protected college football's top passing attack in consecutive seasons as the Cougars led the nation in passing offense, averaging 437.2 yards per game. Quarterback Anthony Gordon averaged an FBS-best 429.2 passing yards per game in 2019 after Gardner Minshew II was tops nationally in 2018 with an average of 367.6 passing yards per game. The Cougars allowed only 20 sacks in 2019 and just 13 in 2018.

In his first season with Cougars, Miller's group developed into one of the nation's best offensive lines and was named one of 10 semifinalists for the Joe Moore Award, given to the nation's best offensive line. In addition, three of his players earned All-Pac-12 honors. Left tackle Andre Dillard led the way earning All-Pac-12 first-team honors, and was later named to the All-America second team by SI.com. He was rated the top pass-blocking tackle in the country by PFF and was a first-round pick by the Philadelphia Eagles in the 2019 NFL Draft. Dillard became the highest drafted Cougar offensive lineman in program history. Right tackle Lucas was named to the All-Pac-12 second team and later earned Freshman All-America honors by USA Today and The Athletic, while center Frederick Mauigoa earned All-Pac-12 honorable mention.

Prior to his time with the Cougars, Miller spent one year (2017) as Nevada's offensive line coach under first-year coach Jay Norvell.

During Miller's time at Tarleton State (2014-16), he engineered the program's high powered offense into one of the nation's best. In 2014, Tarleton State ranked third nationally in total offense, averaging 534 yards per game and put up 43 points per game. The same continued in 2015 with one of the highest powered offenses in the country, averaging nearly 40 points per game.

Prior to Tarleton State, Miller served as the head coach at McMurry for the 2013 season. While leading the War Hawks, the offense set school records in multiple categories including total yards (5,775), yards per game (523.1) and most points scored (424). Before his promotion to head coach, Miller was an assistant coach for the War Hawks for four seasons (2009-12). He had been an integral part of three consecutive winning seasons at McMurry, something that had happened just six other times in the university's 87-year football history. In his four seasons as an assistant coach, the War Hawks averaged 416.0 yards per game of total offense with more than 346.0 passing yards per game. Miller began as the War Hawks' assistant head coach and offensive line coach and was promoted to offensive

coordinator after the departure of Matt Mumme following the 2010 season. Miller also served as McMurry's recruiting coordinator.

The 2012 campaign, which was McMurry's first at the NCAA Division II level, saw the War Hawk offense average more than 433.0 yards per game in total offense and 367.0 yards per game via the passing game. Quarterback Jake Mullin became just the 59th player in NCAA history – at any level – to pass for both 10,000 yards and 100 touchdowns in a career, leading the team to its first bowl appearance and first bowl win in 63 years.

In 2011, Miller's first as offensive coordinator, he orchestrated an offense that ranked 18th in the nation and second in the American Southwest Conference in scoring offense at 37.7 points per game. Eight of his 2011 players were named to the All-ASC team on offense. McMurry set the NCAA Division III single game total offense record with 863 yards against Texas Lutheran. In 2010, Miller's offensive line paved the way for the second-best passing offense in both the ASC and NCAA Division III.

Miller played running back at Valdosta State for two seasons (1994-95) under Leach, who was offensive coordinator at the time. Miller was a member of the NCAA Division II team that made the national playoffs for the first time in school history. He stayed on at Valdosta State as a student assistant after suffering a career-ending knee injury. Miller was a part of the staff that led VSU to a 1996 Gulf South Conference Championship.

Following a two-year stint coaching Valwood High School (1998-99) in Valdosta, Georgia, Miller returned to the collegiate ranks at Washington and Lee University, serving as the wide receivers coach. He then reunited with his old college football coach and helped Hal Mumme start the Southeastern Louisiana University football program from scratch. Miller coached the running backs in 2003 and moved to coach the offensive line in 2004 and helped SLU lead the nation in total offense.

Mumme took Miller with him to New Mexico State (2005-08) in Las Cruces, New Mexico. Miller worked with the Aggies' offensive line all four years and an offense that ranked third in the nation in total offense. He coached four all-conference linemen at NMSU including Nick Cole, who played in the NFL for the Philadelphia Eagles. Miller was promoted to assistant head coach prior to the 2008 season with the Aggies.

Miller graduated from Valdosta State with a bachelor's degree in history in 1999.

He and his wife, Megan, have two daughters, Madison and Mallory.



DAVE NICHOL

Inside Receivers | First season at MSU | [Twitter](#) @coachdavenichol

PERSONAL INFORMATION

Hometown: Dallas, Texas
Education: Texas Tech, 1999 (B.S., Exercise Sport Sciences), 2002 (M.S., Interdisciplinary Studies)
Birthdate: October 5, 1976

COACHING EXPERIENCE

2020-p: Mississippi State (Inside Receivers)
2017-19: Washington State (Inside Receivers)
2016: Washington State (Outside Receivers)
2015: East Carolina (Offensive Coordinator/Quarterbacks)
2012-14: East Carolina (Outside Receivers)
2008-11: Arizona (Wide Receivers)
2007: Arizona (Offensive Graduate Assistant)
2006: Baylor (Offensive Graduate Assistant)
2003-05: Texas Tech (Offensive Graduate Assistant)
2002: Cisco Junior College (Passing Game Coord./QBs/WRs)
2000-01: Texas Tech (Student Assistant QBs/WRs)

BOWL GAMES AS A COACH

2019 Cheez-It Bowl (Washington State)
2018 Alamo Bowl (Washington State)
2017 Holiday Bowl (Washington State)
2015 Birmingham Bowl (East Carolina)
2013 Beef O'Brady's Bowl (East Carolina)
2012 New Orleans Bowl (East Carolina)
2010 Alamo Bowl (Arizona)
2009 Holiday Bowl (Arizona)
2008 Las Vegas Bowl (Arizona)
2005 Cotton Bowl (Texas Tech)
2004 Holiday Bowl (Texas Tech)
2003 Houston Bowl (Texas Tech)
2001 Alamo Bowl (Texas Tech)
2000 GalleryFurniture.com Bowl (Texas Tech)

Dave Nichol joined the Bulldogs as inside receivers coach on February 4, 2020, after spending four seasons on Washington State's staff. Nichol has ties to Mississippi with his mother being from Louisville.

He is no stranger to a Mike Leach-coached team, having spent three seasons (2003-05) as an offensive line assistant at Texas Tech under Leach. Prior to Washington State, Nichol served as the offensive coordinator at East Carolina in 2015.

Following the 2015 season, Nichol was named the Cougars' outside receivers coach, reuniting with Leach. At the start of 2017 preseason camp Nichol moved from coaching outside receivers to working with the inside receivers.

Most recently, under the guidance of Nichol, Brandon Arconado led the Pac-12 in receiving yards per game at 100.8 in 2019. He caught 78 passes for 1,109 yards and seven touchdowns and tied for the conference lead in receptions that resulted in a first down with 58. Renard Bell and Travell Harris also had solid seasons under Nichol's mentorship. Bell caught 53 passes for 562 yards and six touchdowns, while Harris logged 47 receptions for 536 yards and five scores.

In 2018, Washington State's inside receivers combined for 124 receptions for 1,361 yards and eight touchdowns. Nichol coached four players who recorded 20 or more receptions, including Jamire Calvin who led the way with 42 catches for 497 yards. Bell paced the group with five touchdown receptions. Redshirt-freshman Harris caught 27 passes in his first season seeing game action and earned All-Pac-12 honorable mention as a kick returner after averaging a Pac-12 best 27.6 yards-per-return, sixth-best in the FBS.

The Cougars' inside receivers combined for 135 receptions, 1,444 yards and nine touchdowns in 2017. Redshirt-freshman Bell was a Pac-12 All-Freshman first team selection while Calvin earned second-team accolades as a true freshman.

Nichol's 2016 outside receivers unit combined for 203 receptions for 2,032 yards and 21 scores and was led by senior Gabe Marks, who repeated as an All-Pac-12 first team performer. Marks also became the Pac-12 career leader in receptions, finishing with 316 catches and 37 touchdowns – second all-time in conference history.

Nichol has coached on staffs that have reached 12 bowl games since 2000. In 2015 he was elevated to East Carolina's offensive coordinator and quarterbacks coach after serving the previous three seasons as the Pirates' outside receivers coach.

While at ECU (2012-15), Nichol played a vital role in guiding an offense that finished third nationally in passing and fifth in total offense during the 2014 season. ECU's offense established successive single-season school records for passing yards and

total offense, and combined he was part of 70 individual or team single-game, single-season and career offensive standards that were tied or set from 2012-14.

Prior to East Carolina, Nichol spent five seasons (2007-11) on Arizona's staff. He began as a graduate assistant in 2007, working with the offensive line. He was promoted to outside receivers coach after one season and added the insider receivers the following year. With Nichol on staff, the Wildcats saw their offense increase 130.0 yards per game over the previous offensive system as Arizona reached three straight bowl games. During his final season in Tucson, Arizona's offense moved from No. 10 to No. 3 in passing nationally, ending the 2011 season averaging 370.8 yards per game.

Nichol began his coaching career as a student coach at his alma mater Texas Tech (2000-01) following his playing career as a wide receiver. He followed that with a year at Cisco (Texas) Junior College (2002), three years back at Texas Tech (2003-05) as an offensive assistant, and a year at Baylor (2006) as a staff assistant.

Nichol earned his bachelor's degree in exercise sports sciences from Texas Tech in 1999 and followed with a master's in interdisciplinary studies from the same institution three years later.

A native of Chicago, Illinois, Nichol graduated from Jesuit College Preparatory School of Dallas (Texas) before enrolling at Texas Tech.



JEFF PHELPS

Defensive Line | First season at MSU | [@PhelpsDLCoach](#)

PERSONAL INFORMATION

Hometown: Chicago, Ill.

Education: Ball State, 1998 (B.S., Marketing)

Wife: Tyla

Children: Carsen, Harlyn

Birthdate: November 30, 1976

COACHING EXPERIENCE

2020-p: Mississippi State (Defensive Line)

2017-19: Washington State (Defensive Line)

2011-16: Minnesota (Defensive Line)

2008-10: Northern Illinois (Defensive Line)

2006-07: Northern Illinois (Defensive Tackles)

2003-05: Hillsdale College (Defensive Line)

2000-02: Depauw (Linebackers/Running Backs)

1999: Ball State (Graduate Assistant)

BOWL GAMES AS A COACH

2019 Cheez-It Bowl (Washington State)

2018 Alamo Bowl (Washington State)

2017 Holiday Bowl (Washington State)

2016 Holiday Bowl (Minnesota)

2015 Quick Lane Bowl (Minnesota)

2014 Citrus Bowl (Minnesota)

2013 Texas Bowl (Minnesota)

2012 Car Care Bowl (Minnesota)

2010 Humanitarian Bowl (Northern Illinois)

2009 International Bowl (Northern Illinois)

2008 Independence Bowl (Northern Illinois)

2006 Poinsettia Bowl (Northern Illinois)

Jeff Phelps joined the Bulldogs on February 4, 2020, after three seasons at Washington State (2017-19) as defensive line coach. He is no stranger to the state of Mississippi as his mother grew up in West Point, less than 30 miles from Starkville.

In 2019, Phelps mentored Lamonte McDougle who was the Cougars highest-graded defensive interior lineman according to Pro Football Focus. McDougle was especially strong in the run game, ranking fifth in the Pac-12 with an 80.6 run-defense grade.

Will Rodgers III led the Cougars in sacks with 4.0 and was second in tackles for loss with 6.0. He racked up 25 total pressures per PFF, which ranked sixth in the conference among

defensive interior linemen. Rodgers tied for the league lead in QB hits by a defensive interior lineman with five on the season.

Phelps' 2018 defensive front anchored the Cougar "Speed D" that led the Pac-12 with 38.0 sacks, the ninth-most in Washington State single-season history, and finished second in the league with 88.0 tackles for loss. The defensive line featured just one returning starter but combined for 34.0 tackles for loss and 14.0 sacks, led by All-Pac-12 second-team selection Logan Tago, who set career highs of 10.5 tackles for loss and three sacks. The Cougars finished the season ranked third in the Pac-12 in rushing defense and No. 42 nationally in total defense.

In 2017, Phelps directed a defensive line that produced 45.5 tackles for loss and 20.0 sacks, helping the Cougar defense to rank in the top 20 in eight different categories. He also mentored Hercules Mata'aafa to one of the finest seasons in program history as the redshirt-junior garnered Consensus All-America honors and was named the 2017 Polynesian College Football Player of the Year. Mata'aafa registered 10.5 sacks and 22.5 tackles for loss and was named the Associated Press Pac-12 Defensive Player of the Year.

Phelps arrived in Pullman after six seasons as the defensive line coach at the University of Minnesota (2011-16). During his final season there, the Gophers' defense ranked 12th in the nation in tackles for loss, 14th in rushing yards allowed and 22nd in sacks.

During his six seasons in Minneapolis, Phelps was a part of five bowl teams and coached four players who earned All-Big Ten honors, including 2013 third team All-American Ra'Shede Hagemen, who was a 2014 second-round draft pick by the Atlanta Falcons.

Phelps joined the Minnesota staff after spending five years coaching at Northern Illinois (2006-10). From 2008-10, he coached the Huskies' defensive line. In 2006-07, Phelps was responsible for coaching the defensive tackles.

Phelps coached defensive end Larry English at NIU. English went on to be named the Mid-American Conference's Most Valuable Player twice and was the 2008 MAC Defensive Player of the Year. He was the 16th overall pick in the 2009 NFL Draft, going to the San Diego Chargers.

Phelps began his coaching career as a graduate assistant at Ball State (1999). He then spent three seasons at DePauw (2000-02), where he coached the running backs for two seasons before going to the defensive side of the ball to coach linebackers. He then spent three seasons at Hillsdale (Mich.) College, where he coached the defensive line from 2003-05 before joining the staff at NIU.

Phelps was a second team All-MAC player at outside linebacker for Ball State following his senior season in 1997. He was also an honorable mention All-MAC selection as a junior. The Chicago native holds a bachelor's degree from Ball State.

Phelps is a graduate of Crete-Monee High School, where he was a three-sport standout, earning seven letters – football (2), wrestling (2), track and field (3).

He and his wife, Tyla, have a son, Carsen, and a daughter, Harlyn.



STEVE SPURRIER JR.

Outside Receivers | First season at MSU | [@WRsSpurrierMSU](#)

PERSONAL INFORMATION

Hometown: Durham, N.C.
 Education: Duke, 1994 (B.A., Economics); Florida, 1996 (M.A., Sports Administration)
 Wife: Melissa
 Children: Luke, Gavin, Emmaline, Nolan, Palmer, Hayden, McKinley
 Birthdate: September 26, 1971

COACHING EXPERIENCE

2020-p: Mississippi State (Outside Receivers)
 2018-19: Washington State (Outside Receivers)
 2017: Western Kentucky (Assistant Head Coach/Quarterbacks)
 2016: Oklahoma (Recruiting and Offensive Specialist)
 2012-15: South Carolina (Co-Off Coordinator/Recruiting Coordinator/Passing Game Coordinator/WRs)
 2011: South Carolina (Recruiting Coord./Passing Game Coord./WRs)
 2009-10: South Carolina (Passing Game Coordinator/WRs)
 2005-08: South Carolina (Wide Receivers)
 2004: Arizona (Staff Assistant)
 2002-03: Washington Football Team - NFL (Wide Receivers)
 1999-2001: Oklahoma (Wide Receivers)
 1994-98: Florida (Graduate Assistant)

BOWL GAMES AS A COACH

2019 Cheez-It Bowl (Washington State)
 2018 Alamo Bowl (Washington State)
 2017 Cure Bowl (Western Kentucky)
 2017 Sugar Bowl (Auburn)
 2014 Independence Bowl (South Carolina)
 2014 Capitol One Bowl (South Carolina)
 2013 Outback Bowl (South Carolina)
 2012 Capitol One Bowl (South Carolina)
 2010 Chick-fil-A Bowl (South Carolina)
 2010 PapaJohns.com Bowl (South Carolina)
 2009 Outback Bowl (South Carolina)
 2006 Liberty Bowl (South Carolina)
 2005 Independence Bowl (South Carolina)
 2002 Cotton Bowl (Oklahoma)
 2001 Orange Bowl (Oklahoma)
 1999 Independence Bowl (Oklahoma)
 1999 Orange Bowl (Florida)
 1998 Citrus Bowl (Florida)
 1997 Sugar Bowl (Florida)
 1996 Fiesta Bowl (Florida)
 1995 Sugar Bowl (Florida)

Steve Spurrier Jr. was hired as outside receivers coach at MSU on February 4, 2020, after two seasons at Washington State.

During his two seasons in Pullman, Spurrier Jr.'s group helped the Cougars boast the top passing attack and nation's leading passer each year. In 2019, Easop Winston Jr. led the team and tied for second in the Pac-12 in touchdown receptions (11). He also finished second on the team in receptions with 85, just one short of running back Max Borghi, and second on the squad in receiving yards with 970.

Spurrier Jr. saw his 2018 outside receivers unit combine for 23 touchdowns while four players caught 26-plus passes including a pair of receivers who each caught more than 60 passes for the nation's top passing offense. Three outside receivers posted multiple 100-yard games in Tay Martin and Winston Jr. who each also caught eight touchdowns. Meanwhile, Dezmon Patmon finished eighth in the Pac-12 with 816 receiving yards to go along with his five touchdown receptions.

Spurrier Jr. joined Washington State's staff after spending the 2017 season as the assistant head coach/quarterbacks at Western Kentucky. Spurrier Jr. helped develop Mike White into the Hilltoppers' first Senior Bowl participant at quarterback and just the second quarterback in school history to post multiple seasons of 4,000 or more passing yards. WKU reached the 2017 Autonation Cure Bowl as White's 4,177 passing yards were fourth nationally, while his 368 completions led the nation.

Spurrier Jr.'s collegiate coaching career has included 17 postseason bowl games, including the Sugar Bowl, Fiesta Bowl, Cotton Bowl and Orange Bowl, as well as five conference championships (three SEC; two Big 12) and two national championships (Oklahoma, 2000; Florida, 1996).

Spurrier Jr. spent the 2016 season at Oklahoma in an off-field role as a recruiting and offensive specialist, particularly with offensive coordinator Lincoln Riley.

Prior to his time in Norman, Spurrier Jr. served on his father's staff at South Carolina (2005-15) for 11 seasons as the Gamecocks' wide receivers coach. He added responsibilities of passing game coordinator in 2009, recruiting coordinator in 2011 and co-offensive coordinator in 2012. During his time in

Columbia, the Gamecocks went to nine bowl games and his receivers featured future NFL stars Sidney Rice, Alshon Jeffery and Kenny McKinley.

Under Spurrier Jr., Jeffery developed into one of South Carolina's all-time greatest receivers, setting school records for career receiving yards (3,042) and 100-yard receiving games (12), and tying the school record for touchdown catches with 23 in 2011. Jeffery's All-America sophomore season (2010) earned him a spot as a Biletnikoff finalist as he tallied a single-season school record 1,517 yards.

Spurrier was also invested in the development of Los Angeles Rams wide receiver Pharoah Cooper, a fourth-round draft pick in 2016. During Cooper's sophomore season (2014), he set the school's single-game receiving yards record with 233 and was named the 2014 Independence Bowl MVP for a nine catch, 170-yard performance against Miami.

The South Carolina record book is filled with receivers coached by Spurrier Jr. On top of Jeffery and Cooper, McKinley became South Carolina's all-time leader in receptions (207) and receiving yards (2,781) in 2008 before Jeffery broke his yardage record three seasons later.

Before joining his father at South Carolina, Spurrier Jr. spent one season at Arizona (2004) under head coach Mike Stoops, two seasons as wide receivers coach in the NFL with the Washington Redskins (2002-03) and was a part of Bob Stoops' rebuilding project at Oklahoma (1999-2001), culminating with a perfect 13-0 record and national championship in 2000. He also worked alongside Leach during the 1999 season at Oklahoma.

A native of Palo Alto, California, Spurrier Jr. played collegiately at Duke where he earned his bachelor's degree in 1994. While working as a graduate assistant at Florida, Spurrier Jr. added his master's in 1996.

Spurrier Jr. and his wife, Melissa, are the parents of triplets, Luke, Gavin and Emmaline; Nolan; twins, Palmer and Hayden, and McKinley.



JASON WASHINGTON

Safeties | First season at MSU | [@washjwash](#)

PERSONAL INFORMATION

Hometown: San Antonio, Texas
 Education: Texas State, 2002 (B.A., Exercise Sport Science);
 2004 (M.A., Sport Administration)
 Wife: Lacey
 Children: Jaxson, Jayla
 Birthdate: September 16, 1979

COACHING EXPERIENCE

2020-p: Mississippi State (Safeties)
 2017-19: Texas (Recruiting Coordinator/Cornerbacks)
 2015-16: Houston (Special Teams Coordinator/Cornerbacks)
 2014: Texas State (Secondary)
 2011-13: Texas State (Cornerbacks)
 2007-10: Rice (Cornerbacks)
 2004-06: Texas State (Cornerbacks)

BOWL GAMES AS A COACH

2019 Alamo Bowl (Texas)
 2019 Sugar Bowl (Texas)
 2017 Texas Bowl (Texas)
 2016 Las Vegas Bowl (Houston)
 2015 Peach Bowl (Houston)
 2008 Texas Bowl (Rice)

Jason Washington came to Starkville on February 4, 2020, after three seasons at Texas (2017-19) as the Longhorns' recruiting coordinator and cornerbacks coach.

Washington has a reputation as an elite recruiter. He was named the Big 12's top recruiting coach in 2018 by 247Sports.

Washington's unit helped the Longhorns collect 12 interceptions during the 2019 season, and cornerback D'Shawn Jamison led the team with three pickoffs.

In 2018, both of Washington's cornerbacks earned All-Big 12 honors. Kris Boyd was first-team All-Big 12 after totaling 67 tackles with 16 pass breakups, an interception, a forced fumble and a fumble recovery. On the opposite side was fellow senior Davante Davis, who was named honorable mention All-Big 12 and recorded 42 tackles, eight pass breakups, an interception, a forced fumble and a fumble recovery.

In 2017, Washington's cornerbacks had a knack for the big play, as the Longhorns returned five interceptions for scores. Boyd led

the team with 15 pass breakups and also had two interceptions. Davis and Holton Hill also had two interceptions apiece. Texas racked up 54 pass breakups on the season.

Throughout his career, Washington has coached 10 players who have reached the NFL.

While at Houston (2015-16), Washington helped the defense to a national ranking of 14th during the 2016 regular season. The Cougars had five defensive touchdowns and allowed just 22.6 points per game. Cornerback Howard Wilson led the Cougars with five interceptions, returning one for a touchdown. Houston's defense totaled seven interceptions and 49 pass breakups.

On special teams, Houston punter Dane Roy averaged 40.7 yards per punt and downed 19-of-55 inside the 20-yard line. The Cougars punt return defense ranked fourth nationally allowing just 1.8 yards per return on 10 attempts. Kick returner D'Eriq King averaged more than 25 yards per return and had a 99-yard return for a touchdown.

In his first season at Houston, Washington oversaw arguably the best starting cornerback tandem in the American Athletic Conference and a drastic special teams improvement. Under his leadership, William Jackson III led the nation in PBUs (23) and passed defended (28). Jackson set Houston single-game (7) and season records in passes broken up despite missing the Memphis game with an injury. Wilson was second on the team with seven pass breakups as Houston ranked fourth nationally with 87 passes defended and seventh with 21 interceptions. The duo of Wilson and Jackson combined for four defensive touchdowns in 2015.

The Cougars' special teams unit saw much improvement under Washington in his first season. The kickoff return unit improved from 125th to 28th nationally, kickoff return defense from 75th to 45th, punt return from 99th to 41st and punt return defense from 22nd to fourth. Wilson ranked 19th nationally with an average kickoff return of 26.6 yards, including two touchdowns. Demarcus Ayers was 27th nationally with a punt return average of 11.3 yards to earn first-team All-AAC honors.

Washington arrived in Houston after four seasons at nearby Texas State (2011-14), his second stint in San Marcos, following a four-year stop at Rice (2007-10). Washington's secondary unit helped the Bobcats rank second in the Sun Belt in 2014 with 13 interceptions. Sophomore Germond Williams ranked 17th

nationally with four interceptions in just nine games. Craig Mager, who was selected in the third round of the 2015 NFL Draft by the San Diego Chargers, was selected to play in the East-West Shrine Game and received All-Sun Belt honors under Washington. Junior David Mims also earned All-SBC honors with five interceptions.

In 2013, Mager was named All-Sun Belt Conference after ranking among league leaders with nine passes defended. Cornerback Darryl Morris was named second-team All-WAC in 2012, ranking among WAC leaders with four interceptions and nine passes defended. Washington also coached the punt return unit at Texas State. The Bobcats ranked seventh nationally in 2013 and led the conference in punt returns after Andy Erickson returned 20 punts for 284 yards. Erickson ranked second nationally averaging 16.7 yards per punt return in 2012.

Washington rejoined Texas State in 2011 after spending four years at Rice where he coached five All-Conference USA defensive backs. The Owls' best season came in 2008 when Rice went 10-3, their best record since the 1950s.

Before his four years at Rice, Washington spent the previous three seasons at Texas State (2004-06). During his third season of his first stint with the Bobcats, Washington produced the Southland Conference leader in interceptions, Walter Musgrove. Musgrove was a two-time All-Southland Conference pick, SLC Student-Athlete of the Year, National Football Foundation Scholar Athlete and a FCS ADA Academic All-Star. Washington also coached two other All-SLC defensive backs in each of his first two seasons in San Marcos.

Washington spent a week during the 2009 season with the Minnesota Vikings as part of the Bill Walsh Minority Coaching Fellowship program that has produced NFL head coaches such as Mike Tomlin, Marvin Lewis and Lovie Smith.

A native of San Antonio, Washington earned a bachelor's degree in 2002 and a master's degree in sport administration in 2004 from Texas State. He was a four-year letterman for the Bobcats in football and baseball. He started as a defensive back in football and was a center fielder on the baseball team.

Washington and his wife, Lacey, have one son, Jaxson, and one daughter, Jayla.



TYSON BROWN

Head Strength & Conditioning Coach | First season at MSU | [@TysonBrown_](#)

PERSONAL INFORMATION

Hometown: Bothell, Wash.

Education: Sioux Falls, 2008 (B.S., Exercise Science); California Univ. of Pennsylvania, 2012 (M.A., Exercise Science)

Wife: Kinzie

Children: Bella, Briar

Birthdate: April 7, 1984

COACHING EXPERIENCE

2020-p: Mississippi State (Head Strength & Conditioning Coach)

2014-19: Washington State (Head Strength & Conditioning Coach)

2013: South Florida (Assoc. Director of Strength & Conditioning)

2011-12: Washington (Assistant Strength & Conditioning Coach)

2010: Houston Texans (Intern)

2009: Baylor (Graduate Assistant)

BOWL GAMES AS A COACH

2019 Cheez-It Bowl (Washington State)

2018 Alamo Bowl (Washington State)

2017 Holiday Bowl (Washington State)

2016 Holiday Bowl (Washington State)

2015 Sun Bowl (Washington State)

2012 MAACO Bowl Las Vegas (Washington)

2011 Alamo Bowl (Washington)

Tyson Brown, who spent six seasons at Washington State, including the last two as head strength and conditioning coach, leads the Bulldogs' football strength and conditioning program.

Brown holds a bachelor's degree in exercise science from Sioux Falls and a master's from California University of Pennsylvania. He was the lead assistant under Jason Loscalzo at WSU before briefly accepting the head strength and conditioning coach job at Elon University. When Loscalzo left for the NFL, Leach brought Brown back to Pullman to lead the Cougars' strength and conditioning program efforts.

Prior to his stint with the Cougars, Brown spent one year as associate director of strength and conditioning at South Florida, where he was the lead assistant strength and conditioning coach for football and director of strength and conditioning for volleyball.

Brown spent two years as an assistant strength and conditioning coach at Washington before his time at WSU.

In 2008, he was an intern strength and conditioning coach at his alma mater Sioux Falls. A native of Bothell, Washington, Brown worked as a graduate assistant athletic performance coach at Baylor in 2009 and then as a strength coach intern for the NFL's Houston Texans during the 2010 season.

Brown was a two-year football letterman in college, helping Sioux Falls to NAIA national championships in 2006 and 2008 and a runner-up finish in 2007.

Brown is certified by CSCS and USAW. He and his wife, Kinzie, have a son, Brody, and two daughters, Bella and Briar.



2019 RESULTS

Overall Record: 6-7 • SEC Record: 3-5 • 5th West

DATE	OPPONENT	RESULT	LOCATION (ATT.)
Aug. 31	at Louisiana (ESPNU)	W, 38-28	New Orleans, La. (22,440)
Sept. 7	Southern Miss (ESPNU)	W, 38-15	Starkville, Miss. (55,143)
Sept. 14	Kansas State (ESPN)	L, 24-31	Starkville, Miss. (54,522)
Sept. 21	Kentucky * (SECN)	W, 28-13	Starkville, Miss. (54,556)
Sept. 28	at #7/7 Auburn * (ESPN)	L, 23-56	Auburn, Ala. (87,451)
Oct. 12	at Tennessee * (SECN)	L, 10-20	Knoxville, Tenn. (85,462)
Oct. 19	#2/3 LSU * (CBS)	L, 13-36	Starkville, Miss. (59,282)
Oct. 26	at Texas A&M * (SECN)	L, 30-49	College Station, Texas (102,025)
Nov. 2	at Arkansas * (SECN)	W, 54-24	Fayetteville, Ark. (52,256)
Nov. 16	#5/4 Alabama * (ESPN)	L, 7-38	Starkville, Miss. (57,607)
Nov. 23	Ablene Christian (HC) (SECN)	W, 45-7	Starkville, Miss. (54,638)
Nov. 28	Ole Miss * (ESPN)	W, 21-20	Starkville, Miss. (57,529)
Dec. 30	vs. Louisville ^ (ESPN)	L, 28-38	Nashville, Tenn. (46,850)

* - denotes SEC game | ^ - denotes Music City Bowl

TEAM STATISTICS

	MSU	OPP
SCORING	359	375
Points Per Game	27.6	28.8
Points Off Turnovers	66	89
FIRST DOWNS	280	264
Rushing	145	108
Passing	112	136
Penalty	23	20
RUSHING YARDAGE	2,868	1,981
Yards Gained Rushing	3,172	2,279
Yards Lost Rushing	304	298
Rushing Attempts	529	456
Average Per Rush	5.4	4.3
Average Per Game	220.6	152.4
TDs Rushing	27	25
PASSING YARDAGE	2,333	3,208
Comp-Att-Int	186-315-10	224-368-10
Average Per Pass	7.4	8.7
Average Per Catch	12.5	14.3
Average Per Game	179.5	246.8
TDs Passing	19	22
TOTAL OFFENSE	5,201	5,189
Total Plays	844	824
Average Per Play	6.2	6.3
Average Per Game	400.1	399.2
KICK RETURNS: #-YARDS	26-430	41-807
PUNT RETURNS: #-YARDS	11-48	19-169
INT RETURNS: #-YARDS	10-163	10-132
KICK RETURN AVERAGE	16.5	19.7
PUNT RETURN AVERAGE	4.4	8.9
INT RETURN AVERAGE	16.3	13.2
FUMBLES-LOST	21-13	25-14
PUNTS-YARDS	53-2,256	51-2,211
Average Per Punt	42.6	43.4
Net Punt Average	38.2	38.9
KICKOFFS-YARDS	69-3,968	70-4,133
Average Per Kick	57.5	59.0
Net Kick Average	38.9	40.8
TIME OF POSSESSION/GAME	31:39	28:20
3RD-DOWN CONVERSIONS	58/149	58/150
3rd-Down Pct.	39%	39%
4TH-DOWN CONVERSIONS	7/18	9/17
4th-Down Pct.	39%	53%
SACKS BY-YARDS	26-177	31-193
MISC. YARDS	0	0
TOUCHDOWNS SCORED	48	49
FIELD GOALS-ATTEMPTS	9-12	11-15
ON-SIDE KICKS	0-1	0-1
RED-ZONE SCORES	(38-44) 86%	(42-53) 79%
RED-ZONE TOUCHDOWNS	(33-44) 75%	(34-53) 64%
PAT-ATTEMPTS	(44-45) 98%	(46-48) 96%
ATTENDANCE	393,277	349,634
Games/Avg Per Game	7/56,182	5/69,927

SCORE BY QUARTERS

	1st	2nd	3rd	4th	Total
Mississippi State	69	131	56	103	359
Opponents	79	133	76	87	375

INDIVIDUAL STATISTICS

RUSHING	GP	Att	Gain	Loss	Net	Avg	TD	Long	Avg/G
Kylin Hill	13	242	1,410	60	1,350	5.6	10	62	103.8
Garrett Shrader	10	113	691	104	587	5.2	6	49	58.7
Nick Gibson	11	55	440	7	433	7.9	6	47	39.4
Tommy Stevens	9	83	500	119	381	4.6	4	46	42.3
Lee Witherspoon	11	22	102	1	101	4.6	1	22	9.2
JaVonta Payton	13	1	11	0	11	11.0	0	11	0.8
Dedrick Thomas	13	1	5	0	5	5.0	0	5	0.4
Tucker Day	13	1	4	0	4	4.0	0	4	0.3
Malik Dear	13	3	4	0	4	1.3	0	2	0.3
Isaiah Zuber	13	3	6	2	4	1.3	0	4	0.3
Dontea Jones	12	0	[-1]	0	[-1]	[-1.0]	0	0	[-0.1]
TEAM	6	5	0	11	[-11]	[-2.2]	0	0	[-1.8]
Total	13	529	3,172	304	2,868	5.4	27	62	220.6
Opponents	13	456	2,279	298	1,981	4.3	25	52	152.4

PASSING	GP	Effic	Cmp-Att-Int	Pct	Yards	TD	Long	Avg/G
Tommy Stevens	9	136.8	97-161-5	60.2	1,155	11	88	128.3
Garrett Shrader	10	132.5	88-153-5	57.5	1,170	8	47	117.0
Logan Burnett	2	167.2	1-1-0	100.0	8	0	8	4.0
Total	13	134.8	186-315-10	59.0	2,333	19	88	179.5
Opponents	13	148.4	224-368-10	60.9	3,208	22	65	246.8

RECEIVING	GP	No.	Yards	Avg	TD	Long	Avg/G
Dedrick Thomas	13	30	401	13.4	2	42	30.8
Stephen Guidry	12	30	387	12.9	5	32	32.2
Osirus Mitchell	13	29	430	14.8	6	35	33.1
Farrod Green	13	21	257	12.2	1	47	19.8
Kylin Hill	13	18	180	10.0	1	88	13.8
Isaiah Zuber	13	14	211	15.1	2	38	16.2
Austin Williams	13	11	119	10.8	2	28	9.2
JaVonta Payton	13	9	147	16.3	0	34	11.3
Dontea Jones	12	6	44	7.3	0	14	3.7
Nick Gibson	11	4	34	8.5	0	24	3.1
Malik Dear	13	3	36	12.0	0	20	2.8
Geor'quarius Spivey	13	3	32	10.7	0	13	2.5
Lee Witherspoon	11	3	19	6.3	0	12	1.7
Brad Cumbest	12	2	16	8.0	0	8	1.3
Keytaon Thompson	1	1	8	8.0	0	8	8.0
Cameron Gardner	13	1	7	7.0	0	7	0.5
Robert Rivers	1	1	5	5.0	0	5	5.0
Total	13	186	2,333	12.5	19	88	179.5
Opponents	13	224	3,208	14.3	22	65	246.8

PUNT RETURNS	No.	Yards	Avg	TD	Long
Malik Dear	7	52	7.4	0	40
Dedrick Thomas	2	[-6]	[-3.0]	0	0
Taury Dixon	1	0	0.0	0	0
Isaiah Zuber	1	2	2.0	0	0
Total	11	48	4.4	0	40
Opponents	19	169	8.9	0	26

KICK RETURNS	No.	Yards	Avg	TD	Long
Isaiah Zuber	12	189	15.8	0	28
Brian Cole II	6	104	17.3	0	27
JaVonta Payton	4	82	20.5	0	24
Dedrick Thomas	3	40	13.3	0	25
Lee Witherspoon	1	15	15.0	0	15
Total	26	430	16.5	0	28
Opponents	41	807	19.7	1	100



Marcus Murphy

INTERCEPTIONS	No.	Yards	Avg	TD	Long
Marcus Murphy	2	38	19.0	1	32
Cam Dantzler	2	0	0.0	0	0
Martin Emerson	1	45	45.0	0	45
Fred Peters	1	6	6.0	0	6
Brian Cole II	1	0	0.0	0	0
C.J. Morgan	1	9	9.0	0	9
Jaquarius Landrews	1	13	13.0	0	13
Willie Gay Jr.	1	52	52.0	1	52
Total	10	163	16.3	2	52
Opponents	10	132	13.2	0	39

FUMBLE RETURNS	No.	Yards	Avg	TD	Long
Darryl Williams	1	4	4.0	0	4
Willie Gay Jr.	1	20	20.0	0	17
Total	2	24	12.0	0	17
Opponents	3	41	13.7	1	31

SCORING	TD	FGs	Kick	Rush	Rcv	Pass	DXP	Saf	Points
Kylin Hill	11	0-0	0-0	0-0	0	0-0	0	0	66
Jace Christmann	0	8-10	39-40	0-0	0	0-0	0	0	63
Garrett Shrader	6	0-0	0-0	0-0	0	0-2	0	0	36
Nick Gibson	6	0-0	0-0	0-0	0	0-0	0	0	36
Osirus Mitchell	6	0-0	0-0	0-0	0	0-0	0	0	36
Stephen Guidry	5	0-0	0-0	0-0	0	0-0	0	0	30
Tommy Stevens	4	0-0	0-0	0-0	0	0-0	0	0	24
Austin Williams	2	0-0	0-0	0-0	0	0-0	0	0	12
Isaiah Zuber	2	0-0	0-0	0-0	0	0-0	0	0	12
Dedrick Thomas	2	0-0	0-0	0-0	0	0-0	0	0	12
Jordan Lawless	0	1-2	5-5	0-0	0	0-0	0	0	8
Willie Gay Jr.	1	0-0	0-0	0-0	0	0-0	0	0	6
Lee Witherspoon	1	0-0	0-0	0-0	0	0-0	0	0	6
Farrod Green	1	0-0	0-0	0-0	0	0-0	0	0	6
Marcus Murphy	1	0-0	0-0	0-0	0	0-0	0	0	6
Kody Schexnayder	0	0-0	0-0	0-1	0	0-0	0	0	0
Total	48	9-12	44-45	0-1	0	0-2	0	0	359
Opponents	49	11-15	46-48	0-0	1	1-1	0	0	375

TOTAL OFFENSE	GP	Plays	Rush	Pass	Total	Avg/G
Garrett Shrader	10	266	587	1,170	1,757	175.7
Tommy Stevens	9	244	381	1,155	1,536	170.7
Kylin Hill	13	242	1,350	0	1,350	103.8
Nick Gibson	11	55	433	0	433	39.4
Lee Witherspoon	11	22	101	0	101	9.2
JaVonta Payton	13	1	11	0	11	0.8
Logan Burnett	2	1	0	8	8	4.0
Dedrick Thomas	13	1	5	0	5	0.4
Malik Dear	13	3	4	0	4	0.3
Isaiah Zuber	13	3	4	0	4	0.3
Tucker Day	13	1	4	0	4	0.3
Dontea Jones	12	0	[-1]	0	[-1]	[-0.1]
TEAM	6	5	[-11]	0	[-11]	[-1.8]
Total	13	844	2,868	2,333	5,201	400.1
Opponents	13	824	1,981	3,208	5,189	399.2

FIELD GOALS	Made-Att	Pct	01-19	20-29	30-39	40-49	50-99	Long	Blkd
Jordan Lawless	1-2	50.0	0-0	0-1	1-1	0-0	0-0	37	0
Jace Christmann	8-10	80.0	0-0	2-2	2-3	3-4	1-1	51	0

FG SEQUENCE	MSU	Opp	() - Made
Louisiana	27, (37)	-	
Southern Miss	(30), 43	36	
Kansas State	(47)	(35)	
Kentucky	-	(40), 47, 26, (29)	
Auburn	(27)	-	
Tennessee	(51), 36	(49), (22)	
LSU	-	(20), (23), (25)	
Texas A&M	(33)	-	
Arkansas	(26), (46)	(40)	
Alabama	-	(22)	
Abilene Christian	(40)	-	
Ole Miss	-	-	
Louisville	-	(31), 34	

PUNTING	No.	Yards	Avg	Long	TB	FC	I20	50+	Blkd
Tucker Day	51	2,174	42.6	70	3	10	13	11	0
Reed Bowman	2	82	41.0	51	0	0	1	1	0
Total	53	2,256	42.6	70	3	10	14	12	0
Opponents	51	2,211	43.4	61	9	15	17	14	0

KICKOFFS	No.	Yards	Avg	TB	OB	Retn	Net	YdLn
Scott Goodman	49	2,878	58.7	15	0			
Tucker Day	17	991	58.3	4	1			
Jace Christmann	3	99	33.0	0	0			
Total	69	3,968	57.5	19	1	19.7	38.9	26
Opponents	70	4,133	59.0	34	2	16.5	40.8	24

ALL PURPOSE	GP	Rush	Rcv	PR	KR	IR	Total	Avg/G
Kylin Hill	13	1,350	180	0	0	0	1530	117.7
Garrett Shrader	10	587	0	0	0	0	587	58.7
Nick Gibson	11	433	34	0	0	0	467	42.5
Dedrick Thomas	13	5	401	[-6]	40	0	440	33.8
Osirus Mitchell	13	0	430	0	0	0	430	33.1
Isaiah Zuber	13	4	211	2	189	0	406	31.2
Stephen Guidry	12	0	387	0	0	0	387	32.2
Tommy Stevens	9	381	0	0	0	0	381	42.3
Farrod Green	13	0	257	0	0	0	257	19.8
JaVonta Payton	13	11	147	0	82	0	240	18.5
Lee Witherspoon	11	101	19	0	15	0	135	12.3
Austin Williams	13	0	119	0	0	0	119	9.2
Brian Cole II	12	0	0	0	104	0	104	8.7
Malik Dear	13	4	36	52	0	0	92	7.1
Willie Gay Jr.	5	0	0	0	0	52	52	10.4
Martin Emerson	13	0	0	0	0	45	45	3.5
Dontea Jones	12	-1	44	0	0	0	43	3.6
Marcus Murphy	5	0	0	0	0	38	38	7.6
Geor'quarius Spivey	13	0	32	0	0	0	32	2.5
Brad Cumbest	12	0	16	0	0	0	16	1.3
Jaquarius Landrews	13	0	0	0	0	13	13	1.0
C.J. Morgan	9	0	0	0	0	9	9	1.0
Keytaon Thompson	1	0	8	0	0	0	8	8.0
Cameron Gardner	13	0	7	0	0	0	7	0.5
Fred Peters	13	0	0	0	0	6	6	0.5
Robert Rivers	1	0	5	0	0	0	5	5.0
Tucker Day	13	4	0	0	0	0	4	0.3
TEAM	6	[-11]	0	0	0	0	[-11]	[-1.8]
Total	13	2,868	2,333	48	430	163	5,842	449.4
Opponents	13	1,981	3,208	169	807	132	6,297	484.4



Martin Emerson



Erroll Thompson

Player	GP	-----Tackles-----			TFL-Yds	Sacks-Yds	----Pass Defense-----				QBH	FR-Yds	FF	Blkd Kick	Saf
		Solo	Ast	Total			Int-Yds	BU	PD						
Erroll Thompson	13	38	46	84	3.5-11	0.5-4	-	2	2	6	1-0	1	-	-	-
Jaquarius Landrews	13	45	32	77	0.5-0	-	1-13	8	9	2	-	-	-	-	-
Brian Cole II	12	38	29	67	7.5-28	2.0-17	1-0	2	3	3	2-0	1	-	-	-
Leo Lewis	13	23	42	65	5.5-13	1.0-6	-	2	2	3	2-0	1	-	-	-
C.J. Morgan	9	31	28	59	0.5-2	-	1-9	8	9	-	-	-	-	-	-
Chauncey Rivers	13	24	19	43	8.0-44	5.0-36	-	3	3	4	-	1	-	-	-
Cam Dantzler	9	31	9	40	2.0-7	0.5-4	2-0	8	10	-	1-0	1	-	-	-
Marquiss Spencer	13	22	15	37	6.5-15	2.0-6	-	1	1	2	-	2	-	-	-
Tim Washington	12	14	18	32	2.0-8	1.0-7	-	1	1	1	1-0	2	-	-	-
Martin Emerson	13	17	15	32	1.5-1	-	1-45	1	2	-	-	1	-	-	-
Kobe Jones	13	14	16	30	7.0-32	4.0-27	-	-	-	2	-	-	-	-	-
Willie Gay Jr.	5	18	10	28	3.5-5	-	1-52	1	2	1	2-20	1	-	-	-
Marcus Murphy	5	18	8	26	1.0-1	-	2-38	1	3	-	-	-	-	-	-
Shawn Preston Jr.	7	15	10	25	-	-	-	2	2	-	-	-	-	-	-
Tyler Williams	10	10	13	23	-	-	-	3	3	1	1-0	1	-	-	-
Fabien Lovett	13	6	13	19	2.5-6	1.0-5	-	-	-	-	-	-	-	-	-
Jaden Crumedy	11	8	10	18	2.0-7	1.0-6	-	-	-	-	-	-	-	-	-
JaVonta Payton	13	8	7	15	-	-	-	-	-	-	-	-	-	-	-
Maurice Smitherman	6	10	4	14	-	-	-	-	-	1	-	-	-	-	-
Fletcher Adams	8	7	6	13	2.0-8	1.0-4	-	-	-	2	-	1	-	-	-
Jarrian Jones	11	7	5	12	-	-	-	2	2	-	1-0	-	-	-	-
Lee Autry	5	2	10	12	2.5-8	0.5-3	-	1	1	1	-	-	-	-	-
Nathan Pickering	9	5	6	11	6.0-46	3.0-26	-	-	-	-	-	-	-	-	-
Aaron Brule	13	2	9	11	1.5-4	1.0-3	-	-	-	1	1-0	-	-	-	-
Fred Peters	13	6	4	10	3.0-15	1.0-11	1-6	1	2	1	-	1	-	-	-
Kendell Jones	10	1	6	7	2.0-5	-	-	-	-	-	-	-	-	-	-
Sh'mar Kilby-Lane	11	2	5	7	-	-	-	-	-	-	-	-	-	-	-
Landon Guidry	12	1	5	6	-	-	-	-	-	-	-	-	-	-	-
James Jackson	8	3	2	5	-	-	-	-	-	-	-	-	-	-	-
Cameron Young	8	2	3	5	1.0-2	-	-	-	-	-	-	-	-	-	-
Aadreekis Conner	10	4	1	5	-	-	-	-	-	-	-	-	-	-	-
Korey Charles	7	4	1	5	-	-	-	-	-	-	-	1	-	-	-
Scott Goodman	12	2	2	4	-	-	-	-	-	-	-	-	-	-	-
Kylin Hill	13	2	1	3	-	-	-	-	-	-	-	-	-	-	-
Paul Blackwell	13	3	-	3	-	-	-	-	-	-	1-0	-	-	-	-
Sherman Timbs	13	1	2	3	-	-	-	-	-	-	-	-	-	-	-
Nathaniel Watson	7	1	1	2	1.0-1	-	-	-	-	-	-	-	-	-	-
Tommy Stevens	9	1	1	2	-	-	-	-	-	-	-	-	-	-	-
TEAM	6	2	-	2	1.0-5	1.0-5	-	-	-	-	-	2	-	-	-
Evans Wilkerson	13	1	-	1	-	-	-	-	-	-	-	-	-	-	-
Garrett Shrader	10	1	-	1	-	-	-	-	-	-	-	-	-	-	-
Isaiah Zuber	13	1	-	1	-	-	-	-	-	-	-	-	-	-	-
Taury Dixon	5	1	-	1	-	-	-	-	-	-	-	-	-	-	-
Londyn Craft	6	-	1	1	-	-	-	-	-	-	-	-	-	-	-
Stewart Reese	11	1	-	1	-	-	-	-	-	-	-	1	-	-	-
Deddrick Thomas	13	1	-	1	-	-	-	-	-	-	-	-	-	-	-
Aaron Odom	3	-	1	1	0.5-7	0.5-7	-	-	-	1	-	-	-	-	-
Dylan Lawrence	1	1	-	1	-	-	-	-	-	-	-	-	-	-	-
De'Monte Russell	3	-	1	1	-	-	-	-	-	-	-	-	-	-	-
LaQuinston Sharp	9	1	-	1	-	-	-	-	-	-	-	-	-	-	-
Collin Duncan	11	1	-	1	-	-	-	-	-	-	-	-	-	-	-
Jack Harris	1	-	1	1	-	-	-	-	-	-	-	-	-	-	-
Darryl Williams	13	-	-	-	-	-	-	-	-	-	1-4	-	-	-	-
Total	13	457	418	875	74.0-281	26.0-177	10-163	47	57	32	14-24	18	-	-	-



MSU OFFENSIVE GAME-BY-GAME STARTERS

Game	WR (X)	WR (H)	WR (Z)	LT	LG	C	RG	RT	TE	RB	QB
at Louisiana	C. Gardner	D. Thomas	O. Mitchell	T. Phillips	D. Parker	D. Williams	S. Reese	G. Eiland	F. Green	K. Hill	T. Stevens
Southern Miss	S. Guidry	D. Thomas	O. Mitchell	T. Phillips	T. Champion	D. Williams	S. Reese	G. Eiland	F. Green	K. Hill	T. Stevens
Kansas State	S. Guidry	D. Thomas	O. Mitchell	T. Phillips	T. Champion	D. Williams	S. Reese	G. Eiland	F. Green	K. Hill	T. Stevens
Kentucky	I. Zuber	G. Spivey (TE)	O. Mitchell	T. Phillips	D. Parker	D. Williams	S. Reese	G. Eiland	F. Green	K. Hill	G. Shrader
at Auburn	S. Guidry	D. Thomas	O. Mitchell	T. Phillips	D. Parker	D. Williams	S. Reese	G. Eiland	F. Green	K. Hill	T. Stevens
at Tennessee	I. Zuber	D. Thomas	O. Mitchell	T. Phillips	D. Parker	D. Williams	S. Reese	G. Eiland	F. Green	K. Hill	T. Stevens
LSU	S. Guidry	D. Thomas	O. Mitchell	T. Phillips	D. Parker	D. Williams	S. Reese	G. Eiland	F. Green	K. Hill	G. Shrader
at Texas A&M	S. Guidry	D. Thomas	O. Mitchell	T. Phillips	D. Parker	D. Williams	M. Story	T. Champion	F. Green	K. Hill	G. Shrader
at Arkansas	S. Guidry	D. Thomas	O. Mitchell	T. Phillips	D. Parker	D. Williams	L. Sharp	T. Champion	F. Green	K. Hill	T. Stevens
Alabama	D. Thomas	I. Zuber	O. Mitchell	T. Phillips	D. Parker	D. Williams	L. Sharp	T. Champion	F. Green	K. Hill	T. Stevens
Abilene Christian	S. Guidry	D. Thomas	O. Mitchell	T. Phillips	D. Parker	D. Williams	L. Sharp	S. Reese	F. Green	K. Hill	T. Stevens
Ole Miss	S. Guidry	D. Thomas	J. Payton	T. Phillips	D. Parker	D. Williams	L. Sharp	G. Eiland	F. Green	K. Hill	G. Shrader
vs. Louisville	S. Guidry	G. Spivey (TE)	J. Payton	T. Phillips	D. Parker	D. Williams	L. Sharp	T. Champion	F. Green	K. Hill	T. Stevens

MSU DEFENSIVE GAME-BY-GAME STARTERS

Game	DE	DT	NG	DE	WLB	MLB	S/LB	CB	FS	SS	CB
at Louisiana	C. Rivers	J. Crumedy	F. Lovett	M. Spencer	L. Lewis	E. Thompson	B. Cole II	M. Smitherman	C. Morgan	J. Landrews	C. Dantzler
Southern Miss	C. Rivers	L. Autry	F. Lovett	M. Spencer	L. Lewis	E. Thompson	B. Cole II	M. Smitherman	C. Morgan	J. Landrews	C. Dantzler
Kansas State	C. Rivers	J. Crumedy	F. Lovett	M. Spencer	L. Lewis	E. Thompson	B. Cole II	M. Smitherman	C. Morgan	J. Landrews	T. Williams
Kentucky	C. Rivers	L. Autry	F. Lovett	M. Spencer	L. Lewis	E. Thompson	B. Cole II	M. Smitherman	C. Morgan	J. Landrews	C. Dantzler
at Auburn	C. Rivers	J. Crumedy	F. Lovett	M. Spencer	L. Lewis	E. Thompson	B. Cole II	M. Smitherman	C. Morgan	J. Landrews	C. Dantzler
at Tennessee	C. Rivers	L. Autry	F. Lovett	M. Spencer	L. Lewis	E. Thompson	B. Cole II	M. Smitherman	C. Morgan	J. Landrews	C. Dantzler
LSU	C. Rivers	J. Crumedy	F. Lovett	M. Spencer	L. Lewis	E. Thompson	B. Cole II	M. Emerson	C. Morgan	J. Landrews	C. Dantzler
at Texas A&M	C. Rivers	J. Crumedy	F. Lovett	M. Spencer	L. Lewis	E. Thompson	B. Cole II	M. Emerson	C. Morgan	J. Landrews	J. Jones
at Arkansas	C. Rivers	J. Crumedy	F. Lovett	M. Spencer	L. Lewis	E. Thompson	B. Cole II	T. Williams	M. Murphy	J. Landrews	C. Dantzler
Alabama	C. Rivers	J. Crumedy	F. Lovett	M. Spencer	L. Lewis	E. Thompson	B. Cole II	T. Williams	C. Morgam	J. Landrews	C. Dantzler
Abilene Christian	C. Rivers	N. Pickering	F. Lovett	M. Spencer	L. Lewis	E. Thompson	B. Cole II	M. Emerson	S. Preston Jr.	J. Landrews	T. Williams
Ole Miss	C. Rivers	L. Autry	F. Lovett	M. Spencer	L. Lewis	E. Thompson	B. Cole II	M. Emerson	M. Murphy	J. Landrews	C. Dantzler
vs. Louisville	K. Jones	L. Autry	F. Lovett	M. Spencer	L. Lewis	E. Thompson	T. Washington	M. Emerson	M. Murphy	J. Landrews	T. Williams

CAREER STARTS BY POSITION (2019 ROSTER)

OFFENSE

LEFT TACKLE

Greg Eiland - 17
Tyre Phillips - 13

LEFT GUARD

Darryl Williams - 25
Dareuan Parker - 10
Michael Story - 3
Tommy Champion - 2

CENTER

Darryl Williams - 13

RIGHT GUARD

Stewart Reese - 7
LaQuinston Sharp - 5
Michael Story - 1

RIGHT TACKLE

Stewart Reese - 27
Greg Eiland - 8
Tommy Champion - 4

TIGHT END

Farrod Green - 34
Geor'quarius Spivey - 2

WIDE RECEIVER

Osirus Mitchell - 24
Dedrick Thomas - 19
Stephen Guidry - 14
Malik Dear - 9
Austin Williams - 5
Isaiah Zuber - 3
JaVonta Payton - 2
Cameron Gardner - 1

RUNNING BACK

Kylin Hill - 24
Nick Gibson - 1

QUARTERBACK

Tommy Stevens - 9
Garrett Shrader - 4
Keytaon Thompson - 2

DEFENSE

DEFENSIVE END

Marquiss Spencer - 13
Chauncey Rivers - 12
Fletcher Adams - 7
Kobe Jones - 1

DEFENSIVE TACKLE

Fabien Lovett - 12
Jaden Crumedy - 7
Lee Autry - 6
Fletcher Adams - 1
Kobe Jones - 1
Nathan Pickering - 1

LINEBACKER

Leo Lewis - 48
Erroll Thompson - 45
Willie Gay Jr. - 6
Brian Cole II - 3
Tim Washington - 1

SAFETY

C.J. Morgan - 21
Jaquarius Landrews - 16
Brian Cole II - 13
Marcus Murphy - 3
Shawn Preston Jr. - 1

CORNERBACK

Cameron Dantzler - 22
Maurice Smitherman - 8
Martin Emerson - 5
Tyler Williams - 5
Jarrian Jones - 1



Kylin Hill

Osirus Mitchell

#	Name	GP/GS	LA	USM	KSU	UK	AU	UT	LSU	TAMU	AR	UA	ACU	OM	UL
6	Willie Gay Jr.	5/-	XXX	...	XXX	XXX	XXX	XXX
12	Shawn Preston Jr.	7/1	XXX	XXX	XXX	XXX	XXX	XXX	START
43	Fletcher Adams	8/-	XXX	XXX	XXX	XXX	XXX	XXX	XXX	XXX
25	Somon Anderson	2/-	...	XXX	XXX
90	Lee Autry	5/5	...	START	...	START	...	START	START	START
67	Paul Blackwell	13/-	XXX	XXX	XXX	XXX	XXX	XXX	XXX	XXX	XXX	XXX	XXX	XXX	XXX
97	Reed Bowman	1/-	XXX
18	Aaron Brule	13/-	XXX	XXX	XXX	XXX	XXX	XXX	XXX	XXX	XXX	XXX	XXX	XXX	XXX
17	Logan Burnett	2/-	...	XXX	XXX
70	Tommy Champion	12/6	XXX	START	START	XXX	XXX	XXX	XXX	START	START	START	...	XXX	START
16	Korey Charles	7/-	XXX	XXX	XXX	XXX	XXX	...	XXX	...	XXX
47	Jace Christmann	12/-	...	XXX	XXX	XXX	XXX	XXX	XXX	XXX	XXX	XXX	XXX	XXX	XXX
26	Aadreekis Conner	10/-	XXX	XXX	XXX	XXX	...	XXX	XXX	XXX	...	XXX	XXX	...	XXX
64	Thomas Cox	1/-	XXX
28	London Craft	6/-	XXX	...	XXX	XXX	XXX	...	XXX	...	XXX
67	Charles Cross	3/-	...	XXX	XXX	XXX
84	Jaden Crumedy	11/7	START	XXX	START	XXX	START	XXX	START	START	START	START	...	XXX	...
25	Brad Cumbest	12/-	...	XXX	XXX	XXX	XXX	XXX	XXX	XXX	XXX	XXX	XXX	XXX	XXX
3	Cam Dantzler	9/9	START	START	...	START	START	START	START	...	START	START	...	START	...
37	Tucker Day	13/-	XXX	XXX	XXX	XXX	XXX	XXX	XXX	XXX	XXX	XXX	XXX	XXX	XXX
9	Malik Dear	13/-	XXX	XXX	XXX	XXX	XXX	XXX	XXX	XXX	XXX	XXX	XXX	XXX	XXX
20	Taury Dixon	5/-	XXX	XXX	XXX	XXX	XXX
19	Collin Duncan	11/-	XXX	XXX	XXX	XXX	XXX	...	XXX	XXX	XXX	XXX	XXX	...	XXX
55	Greg Eiland	11/8	START	START	START	START	START	START	START	...	XXX	XXX	...	START	XXX
1	Martin Emerson	13/5	XXX	XXX	XXX	XXX	XXX	XXX	START	START	XXX	XXX	START	START	START
18	Cameron Gardner	13/1	START	XXX	XXX	XXX	XXX	XXX	XXX	XXX	XXX	XXX	XXX	XXX	XXX
21	Nick Gibson	11/-	XXX	XXX	XXX	XXX	XXX	XXX	XXX	XXX	XXX	XXX	XXX
48	Scott Goodman	12/-	XXX	XXX	XXX	XXX	XXX	XXX	XXX	XXX	XXX	...	XXX	XXX	XXX
82	Farrod Green	13/13	START	START	START	START	START	START	START	START	START	START	START	START	START
35	Landon Guidry	12/-	XXX	XXX	XXX	XXX	XXX	XXX	XXX	XXX	...	XXX	XXX	XXX	XXX
1	Stephen Guidry	12/9	XXX	START	START	...	START	XXX	START	START	START	XXX	START	START	START
15	Jack Harris	1/-	XXX
8	Kylin Hill	13/13	START	START	START	START	START	START	START	START	START	START	START	START	START
32	Brian Cole II	12/12	START	START	START	START	START	START	START	START	START	START	START	START	...
99	James Jackson	8/-	XXX	XXX	XXX	XXX	XXX	XXX	XXX	XXX
3	Devonta Jason	2/-	XXX	XXX
51	R.J. Jennings	5/-	XXX	XXX	XXX	XXX	XXX	...
69	Kwatrivious Johnson	2/-	XXX	...	XXX
76	Brevyn Jones	1/-	XXX
8	Dontea Jones	12/-	XXX	XXX	XXX	XXX	XXX	...	XXX	XXX	XXX	XXX	XXX	XXX	XXX
2	Jarrian Jones	11/1	XXX	XXX	XXX	XXX	XXX	XXX	XXX	START	XXX	XXX	XXX
92	Kendell Jones	10/-	XXX	XXX	XXX	...	XXX	...	XXX	...	XXX	XXX	XXX	XXX	XXX
52	Kobe Jones	13/1	XXX	XXX	XXX	XXX	XXX	XXX	XXX	XXX	XXX	XXX	XXX	XXX	START
30	Sh'mar Kilby-Lane	11/-	XXX	XXX	XXX	...	XXX	XXX	...	XXX	XXX	XXX	XXX	XXX	XXX
11	Jaquarius Landrews	13/13	START	START	START	START	START	START	START	START	START	START	START	START	START
26	Jordan Lawless	1/-	XXX
24	Dylan Lawrence	1/-	XXX
10	Leo Lewis	13/13	START	START	START	START	START	START	START	START	START	START	START	START	START
54	Fabien Lovett	13/13	START	START	START	START	START	START	START	START	START	START	START	START	START
5	Osirus Mitchell	13/11	START	START	START	START	START	START	START	START	START	START	START	XXX	XXX
29	C.J. Morgan	9/9	START	START	START	START	START	START	START	START	...	START



#	Name	GP/GS	LA	USM	K-STATE	UK	AU	UT	LSU	TAMU	AR	UA	ACU	OM	UL
7	Marcus Murphy	5/3	XXX	...	XXX	START	START	START
17	Aaron Odom	3/-	XXX	XXX	...	XXX
56	Dareuan Parker	11/11	START	START	START	START	START	START	START	START	START	START	START
4	JaVonta Payton	13/2	XXX	XXX	XXX	XXX	XXX	XXX	XXX	XXX	XXX	XXX	XXX	START	START
74	Nick Pendley	2/-	XXX	...	XXX
38	Fred Peters	13/-	XXX	XXX	XXX	XXX	XXX	XXX	XXX	XXX	XXX	XXX	XXX	XXX	XXX
78	Tyre Phillips	13/13	START	START	START	START	START	START	START	START	START	START	START	START	START
22	Nathan Pickering	9/1	...	XXX	XXX	...	XXX	XXX	XXX	XXX	START	XXX	XXX
23	J.P. Purvis	4/-	...	XXX	XXX	XXX	XXX
51	Stewart Reese	11/8	START	START	START	START	START	START	START	XXX	START	XXX	XXX
5	Chauncey Rivers	13/12	START	START	START	START	START	START	START	START	START	START	START	START	XXX
33	Robert Rivers	1/-	...	XXX
9	De'Monte Russell	3/-	...	XXX	XXX	XXX
27	Kody Schexnayder	13/-	XXX	XXX	XXX	XXX	XXX	XXX	XXX	XXX	XXX	XXX	XXX	XXX	XXX
63	LaQuinston Sharp	9/5	XXX	XXX	XXX	XXX	START	START	START	START	START
6	Garrett Shrader	10/4	...	XXX	XXX	START	XXX	XXX	START	START	...	XXX	XXX	START	...
8	Maurice Smitherman	6/6	START	START	START	START	START	START	START
42	Marquiss Spencer	13/13	START	START	START	START	START	START	START	START	START	START	START	START	START
11	Geor'quarius Spivey	13/2	XXX	XXX	XXX	START	XXX	XXX	XXX	XXX	XXX	XXX	XXX	XXX	START
7	Tommy Stevens	9/9	START	START	START	...	START	START	START	START	START	...	START
75	Michael Story	11/1	...	XXX	XXX	XXX	XXX	XXX	XXX	START	XXX	XXX	...	XXX	XXX
77	Cordavien Suggs	2/-	XXX	...	XXX
2	Dedrick Thomas	13/11	START	START	START	XXX	START	START	START	START	START	START	START	START	XXX
40	Erroll Thompson	13/13	START	START	START	START	START	START	START	START	START	START	START	START	START
10	Keytaon Thompson	1/-	XXX	...
34	Sherman Timbs	13/-	XXX	XXX	XXX	XXX	XXX	XXX	XXX	XXX	XXX	XXX	XXX	XXX	XXX
88	Powers Warren	1/-	...	XXX
50	Tim Washington	12/1	XXX	XXX	XXX	XXX	XXX	...	XXX	XXX	XXX	XXX	XXX	XXX	START
14	Nathaniel Watson	7/-	XXX	XXX	...	XXX	XXX	XXX	...	XXX	...	XXX
79	Evans Wilkerson	13/-	XXX	XXX	XXX	XXX	XXX	XXX	XXX	XXX	XXX	XXX	XXX	XXX	XXX
85	Austin Williams	13/-	XXX	XXX	XXX	XXX	XXX	XXX	XXX	XXX	XXX	XXX	XXX	XXX	XXX
73	Darryl Williams	13/13	START	START	START	START	START	START	START	START	START	START	START	START	START
13	Tyler Williams	10/5	XXX	XXX	START	XXX	XXX	START	START	START	XXX	START
22	Lee Witherspoon	11/-	...	XXX	XXX	XXX	XXX	...	XXX	XXX	XXX	XXX	XXX	XXX	XXX
93	Cameron Young	8/-	...	XXX	XXX	XXX	XXX	XXX	XXX	XXX	XXX
12	Isaiah Zuber	13/3	XXX	XXX	XXX	START	XXX	START	XXX	XXX	XXX	START	XXX	XXX	XXX

2019 INDIVIDUAL HONORS

Brian Cole II, Sr., S

Senior Bowl Invitee

Martin Emerson, Fr., CB

PFF Freshman All-American Honorable Mention

Farrod Green, Sr., TE

NFLPA Bowl Invitee

PFF SEC Team of the Week (Week 1)

Stephen Guidry, Sr., WR

NFLPA Bowl Invitee

Kylin Hill, Jr., RB

First Team All-SEC (AP)

Second Team All-SEC (Coaches)

Conerly Trophy Winner

PFF SEC Team of the Week (Week 1)

PFF National Team of the Week (Week 10)

SEC Offensive Player of the Week (vs. Arkansas)

Kobe Jones, Jr., DE

Wuerffel Trophy Nominee

All-State AFCA Good Works Team Nominee

Jaquarius Landrews, Sr., S

NFLPA Bowl Invitee

Leo Lewis, Sr., LB

NFLPA Bowl Invitee

Tyre Phillips, Sr., OL

Senior Bowl Invitee

PFF SEC Team of the Week (Week 1)

NFF Hampshire Honor Society

Nathan Pickering, Fr., DT

SEC All-Freshman (Coaches)

Chauncey Rivers, Sr., DE

Second Team All-SEC (AP)

NFLPA Bowl Invitee

Kody Schexnayder, Sr., P

SEC Community Service Team

Garrett Shrader, Fr., QB

SEC Freshman of the Week (vs. Kentucky)

Tommy Stevens, Sr., QB

East-West Shrine Game Invitee

Darryl Williams, Sr., C

SEC Offensive Lineman of the Week (vs. Ole Miss)

SEC Co-Offensive Lineman of the Week (vs. Southern Miss)

East-West Shrine Game Invitee

Jason Witten Man of the Year Semifinalist

Senior CLASS Award Nominee



Opponent	Score	Total	FIRST DOWNS			Pen	RUSHING Att-Yards	PASSING Comp-Att-Int	Yards	TOTAL OFFENSE Plays-Yards	Return Yards	Turn- Overs
at Louisiana	38-28	29/27	15/10	13/16	1/1		40-261 / 38-163	20-30-0 / 24-40-1	236/267	70-497 / 78-430	94/125	2/4
SOUTHERN MISS	38-15	21/17	10/7	11/10	0/0		41-210 / 27-110	16-21-0 / 18-26-2	176/234	62-386 / 53-344	62/40	0/3
KANSAS STATE	24-31	21/17	9/8	8/7	4/2		44-201 / 35-146	11-27-2 / 10-18-0	151/123	71-352 / 53-269	76/216	3/3
KENTUCKY	28-13	22/21	12/9	9/10	1/2		40-241 / 28-154	17-22-1 / 15-42-1	180/232	62-421 / 70-386	52/86	2/1
at Auburn	23-56	21/25	8/9	10/13	3/3		38-118 / 45-217	13-26-0 / 18-24-0	216/361	64-334 / 69-578	16/55	2/3
at Tennessee	10-20	20/14	10/7	8/7	2/0		37-121 / 44-190	11-21-3 / 10-14-2	146/167	58-267 / 58-357	9/62	3/2
LSU	13-36	21/21	5/8	12/10	4/3		37-102 / 25-86	17-28-2 / 25-35-0	238/327	65-340 / 60-413	31/36	3/0
at Texas A&M	30-49	22/24	14/11	7/13	1/0		38-239 / 39-207	13-30-1 / 17-23-0	194/234	68-433 / 62-441	97/110	3/0
at Arkansas	54-24	27/10	19/6	7/3	1/1		57-460 / 25-184	13-19-0 / 9-24-1	180/101	76-640 / 49-285	59/153	1/2
ALABAMA	7-38	11/24	5/8	4/13	2/3		37-188 / 31-160	12-21-1 / 21-29-0	82/350	58-270 / 60-510	1/38	1/0
ABILENE CHRISTIAN	45-7	26/18	18/6	7/11	1/1		40-372 / 28-27	16-30-0 / 25-42-2	205/255	70-577 / 70-282	54/79	0/2
OLE MISS	21-20	15/23	11/10	4/10	0/3		44-210 / 47-139	10-14-0 / 15-26-1	108/245	58-318 / 73-384	70/53	1/3
vs. Louisville	28-38	24/23	9/9	12/13	3/1		36-145 / 44-198	17-26-0 / 17-25-0	221/312	62-366 / 69-510	44/96	2/1
Totals	359-375	280/264	145/108	112/136	23/20		529-2,868 / 456-1,981	186-315-10 / 224-368-10	2,333/3,208	844-5,201 / 824-5,189	665/1,149	23/24

Note: Game totals are displayed in the format TEAM/OPPONENT for each category

	3rd Down Conversions	4th Down Conversions	Time of Possession	TOP Margin	Avg Yards/Rush	Avg Yards/Pass	Avg Yards/Play	Punting Number-Avg	Penalties Number-Yds
at Louisiana	4-9 / 4-10	0-1 / 0-2	30:37 / 29:16	1:21	6.5 / 4.3	7.9/6.7	7.1/5.5	2-40.0 / 3-44.3	5-40 / 5-45
SOUTHERN MISS	3-9 / 2-9	0-0 / 0-0	33:46 / 26:14	7:32	5.1 / 4.1	8.4/9.0	6.2/6.5	4-49.8 / 5-34.0	2-10 / 1-5
KANSAS STATE	4-14 / 3-10	0-1 / 0-1	33:05 / 26:55	6:10	4.6 / 4.2	5.6/6.8	5.0/5.1	6-40.3 / 5-50.6	7-83 / 7-59
KENTUCKY	6-10 / 1-12	0-0 / 3-4	33:06 / 26:54	6:12	6.0 / 5.5	8.2/5.5	6.8/5.5	3-49.0 / 3-51.3	5-45 / 5-40
at Auburn	3-12 / 6-10	1-2 / 0-1	32:35 / 27:25	5:10	3.1 / 4.8	8.3/15.0	5.2/8.4	6-41.7 / 1-43.0	9-70 / 5-37
at Tennessee	5-12 / 7-15	1-1 / 0-0	26:58 / 33:02	-6:04	3.3 / 4.3	7.0/11.9	4.6/6.2	4-43.2 / 4-46.2	4-15 / 3-34
LSU	3-12 / 3-11	0-2 / 0-0	34:21 / 25:39	8:42	2.8 / 3.4	8.5/9.3	5.2/6.9	5-42.8 / 5-46.6	13-109 / 7-88
at Texas A&M	4-11 / 8-11	2-2 / 0-0	28:12 / 31:48	-3:36	6.3 / 5.3	6.5/10.2	6.4/7.1	3-44.7 / 3-45.3	5-25 / 5-45
at Arkansas	8-13 / 2-12	1-1 / 1-1	40:09 / 19:51	20:18	8.1 / 7.4	9.5/4.2	8.4/5.8	2-43.0 / 6-43.7	3-23 / 2-10
ALABAMA	3-12 / 6-10	1-4 / 0-1	32:03 / 27:57	4:06	5.1 / 5.2	3.9/12.1	4.7/8.5	5-39.4 / 2-39.5	5-37 / 7-86
ABILENE CHRISTIAN	7-12 / 5-15	0-1 / 3-4	26:54 / 33:06	-6:12	9.3 / 1.0	6.8/6.1	8.2/4.0	3-33.7 / 6-34.7	7-60 / 5-25
OLE MISS	4-12 / 5-14	1-2 / 2-2	31:19 / 28:41	2:38	4.8 / 3.0	7.7/9.4	5.5/5.3	5-43.6 / 5-44.4	5-41 / 5-34
vs. Louisville	4-11 / 6-11	0-1 / 0-1	28:26 / 31:34	-3:08	4.0 / 4.5	8.5/12.5	5.9/7.4	5-43.0 / 3-44.3	2-20 / 6-50
Totals	58-149 / 58-150	7-18 / 9-17	411:31 / 368:22	43:09	5.4 / 4.3	7.4 / 8.7	6.2 / 6.3	53-42.6 / 51-43.4	72-578 / 63-558

Note: Game totals are displayed in the format TEAM/OPPONENT for each category

FINAL POLLS

ASSOCIATED PRESS

RK.	TEAM	REC.	POINTS
1.	LSU (62)	15-0	1550
2.	Clemson	14-1	1487
3.	Ohio State	13-1	1426
4.	Georgia	12-2	1336
5.	Oregon	12-2	1249
6.	Florida	11-2	1211
7.	Oklahoma	12-2	1179
8.	Alabama	11-2	1159
9.	Penn State	11-2	1038
10.	Minnesota	11-2	952
11.	Wisconsin	10-4	883
12.	Notre Dame	11-2	879
13.	Baylor	11-3	827
14.	Auburn	9-4	726
15.	Iowa	10-3	699
16.	Utah	11-3	543
17.	Memphis	12-2	528
18.	Michigan	9-4	468
19.	Appalachian State	13-1	466
20.	Navy	11-2	415
21.	Cincinnati	11-3	343
22.	Air Force	11-2	209
23.	Boise State	12-2	188
24.	UCF	10-3	78
25.	Texas	8-5	69

Others receiving votes: Texas A&M 54; Florida Atlantic 46; Washington 39; Virginia 28; USC 16; San Diego State 13; Arizona State 12; SMU 10; Tennessee 8; California 6; North Dakota State 2; Louisiana 2; Kentucky 2; Kansas State 2; Louisiana Tech 2

USA TODAY COACHES

RK.	TEAM	REC.	POINTS
1.	LSU (65)	15-0	1625
2.	Clemson	14-1	1558
3.	Ohio State	13-1	1497
4.	Georgia	12-2	1395
5.	Oregon	12-2	1314
6.	Oklahoma	12-2	1275
7.	Florida	11-2	1250
8.	Alabama	11-2	1198
9.	Penn State	11-2	1080
10.	Minnesota	11-2	962
11.	Notre Dame	11-2	932
12.	Baylor	11-3	929
13.	Wisconsin	10-4	901
14.	Auburn	9-4	703
15.	Iowa	10-3	686
16.	Utah	11-3	673
17.	Memphis	12-2	553
18.	Appalachian State	13-1	474
19.	Michigan	9-4	437
20.	Navy	11-2	396
21.	Cincinnati	11-3	382
22.	Boise State	12-2	273
23.	Air Force	11-2	265
24.	UCF	10-3	72
25.	Virginia	9-5	47

Others receiving votes: Texas 42; Florida Atlantic 32; Washington 29; Louisiana 26; Texas A&M 26; USC 23; San Diego State 20; SMU 14; Louisiana Tech 9; Tennessee 8; Kentucky 5; California 4; Louisville 3; Kansas State 3; Hawaii 3; Oklahoma State 1

COLLEGE FOOTBALL PLAYOFF

RK.	TEAM	REC.
1.	LSU	15-0
2.	Ohio State	13-1
3.	Clemson	14-1
4.	Oklahoma	12-2
5.	Georgia	12-2
6.	Oregon	12-2
7.	Baylor	11-3
8.	Wisconsin	10-4
9.	Florida	11-2
10.	Penn State	11-2
11.	Utah	11-3
12.	Auburn	9-4
13.	Alabama	11-2
14.	Michigan	9-4
15.	Notre Dame	11-2
16.	Iowa	10-3
17.	Memphis	12-2
18.	Minnesota	11-2
19.	Boise State	12-2
20.	Appalachian State	13-1
21.	Cincinnati	11-3
22.	USC	8-5
23.	Navy	11-2
24.	Virginia	9-5
25.	Oklahoma State	8-5



GAME 1

Mississippi State
Louisiana38
28Aug. 31, 2019
Mercedes-Benz Superdome
New Orleans, La.
22,440

Mississippi State

RUSHING	Att.	Gain	Lost	Net	TD	Long	Avg.
Kylin Hill	27	197	0	197	1	20	7.3
Tommy Stevens	11	44	7	37	1	14	3.4
Nick Gibson	2	27	0	27	1	19	13.5

PASSING	Com	Att	Int	Yds	TD	Long	Sacks
Tommy Stevens	20	30	0	236	2	31	2

RECEIVING	No.	Yds.	TD	Long
Osirus Mitchell	6	88	1	31
Stephen Guidry	4	36	0	19
Austin Williams	3	43	1	28
Dedrick Thomas	2	19	0	10
Isaiah Zuber	1	14	0	14
Dontea Jones	1	14	0	14
Kylin Hill	1	10	0	10
JaVonta Payton	1	9	0	9
Farrod Green	1	3	0	3

PUNTING	No.	Yds.	Avg.	Long	I20	TB
Tucker Day	2	80	40.0	42	2	0

FIELD GOALS	Att.	Made	Long	KICKS
Jordan Lawless	2	1	37	missed 27; made 37

ALL RETURNS	Punts			Kickoffs			Intercepted		
	No.	Yds.	Lg.	No.	Yds.	Lg.	No.	Yds.	Lg.
Isaiah Zuber	0	0	0	2	36	22	0	0	0
Cameron Dantzler	0	0	0	0	0	0	1	0	0
Maurice Smitherman	0	0	0	0	0	0	1	0	0
Malik Dear	2	40	40	0	0	0	0	0	0
Taury Dixon	1	0	0	0	0	0	0	0	0
Brian Cole II	0	0	0	1	18	18	0	0	0

Louisiana

RUSHING	Att.	Gain	Lost	Net	TD	Long	Avg.
Raymond Calais	8	80	0	80	0	26	10.0
Trey Ragas	9	63	0	63	1	17	7.0
Elija Mitchell	14	31	0	31	1	9	2.2
Levi Lewis	6	18	28	(-10)	1	10	(-1.7)

PASSING	Com	Att	Int	Yds	TD	Long	Sacks
Levi Lewis	23	9	2	267	1	32	1

RECEIVING	No.	Yds.	TD	Long
Jamal Bell	8	113	0	22
Ja'Mar Bradley	6	93	0	32
Raymond Calais	3	15	0	11
Peter LeBlanc	2	5	0	4
Elija Mitchell	2	4	0	7
Trey Ragas	1	19	0	19
Nick Ralston	1	11	1	11
Brian Smith Jr.	1	7	0	7

PUNTING	No.	Yds.	Avg.	Long	I20	TB
Rhys Byrns	3	133	44.3	46	1	0

FIELD GOALS	Att.	Made	Long	KICKS
--	--	--	--	--

ALL RETURNS	Punts			Kickoffs			Intercepted		
	No.	Yds.	Lg.	No.	Yds.	Lg.	No.	Yds.	Lg.
Ja'Mar Bradley	0	0	0	2	38	23	0	0	0
Raymond Calais	0	0	0	1	19	19	0	0	0
Chris Smith	0	0	0	3	68	30	0	0	0

MSU Tops Louisiana In New Orleans, 38-28

Playing its first game in the Mercedes-Benz Superdome since 2007, MSU used 497 yards of total offense in **Tommy Stevens'** debut at quarterback to defeat Louisiana, 38-28, in New Orleans. **Kylin Hill** rushed for 197 yards on 27 carries, representing the highest rushing output by a Bulldog in a season opener in program history. Stevens, the graduate transfer from Penn State, didn't waste any time in making an impact as he orchestrated a six-play, 74-yard drive that culminated with a beautiful over-the-shoulder throw to **Osirus Mitchell** for a 31-yard touchdown with 12:27 in the first quarter. With the score tied at 14, MSU reeled off 21 straight points behind the Stevens-Hill combo. Both accounted for rushing touchdowns. **Malik Dear's** 40-yard punt return early in the fourth quarter set up a Stevens-to-**Austin Williams** 12-yard passing score on the ensuing play to make it 35-14. Stevens finished 20-of-30 with 236 yards passing. The Ragin' Cajuns rallied with 14 straight points, including a 99-yard drive late in the game. **Jordan Lawless'** first career made field goal, a 37-yarder with 1:02 to go, pushed the MSU lead to a double-digit margin. **Erroll Thompson** led all tacklers with 10 and a fumble recovery. State forced four turnovers - three fumbles and one interception. **Cameron Dantzler** added seven tackles, one fumble recovery and an interception on UL's first offensive play of the game.

Mississippi State	7	14	7	10	- 38
Louisiana	7	7	0	14	- 28

1st	12:27	MSU	Osirus Mitchell 31 yd pass from Tommy Stevens (Jordan Lawless kick)
	03:17	UL	Elija Mitchell 3 yd run (Stevie Artigue kick)
2nd	09:18	MSU	Nick Gibson 8 yd run (Jordan Lawless kick)
	04:31	UL	Nick Ralston 11 yd pass from Levi Lewis (Stevie Artigue kick)
	00:31	MSU	Tommy Stevens 4 yd run (Jordan Lawless kick)
3rd	07:07	MSU	Kylin Hill 5 yd run (Jordan Lawless kick)
4th	13:07	MSU	Austin Williams 12 yd pass from Tommy Stevens (Jordan Lawless kick)
	09:56	UL	Levi Lewis 1 yd run (Stevie Artigue kick)
	02:45	UL	Trey Ragas 17 yd run (Stevie Artigue kick)
	01:02	MSU	Jordan Lawless 37 yd field goal

Team Stats

	MSU	UL
FIRST DOWNS	29	27
Rushing	15	10
Passing	13	16
Penalty	1	1
NET YARDS RUSHING	261	164
Rushing Attempts	40	37
Average Per Rush	6.5	4.4
NET YARDS PASSING	236	267
Completions-Attempts-Int	20-30-0	24-39-2
Average Per Attempt	7.9	6.8
Average Per Completion	11.8	11.1
TOTAL OFFENSE YARDS	497	431
Total Offense Plays	70	76
Average Gain Per Play	7.1	5.7
Fumbles: Number-Lost	2-2	3-3
Penalties: Number-Yards	5-40	5-45
PUNTS-YARDS	2-80	3-133
KICKOFFS-YARDS	7-400	5-262
Punt returns: Number-Yards-TD	3-40-0	0-0-0
Kickoff returns: Number-Yds-TD	3-54-0	6-125-0
Interceptions: Number-Yds-TD	1-0-0	0-0-0
Fumble Returns: Number-Yds-TD	0-0-0	0-0-0
Possession Time	31:03	28:57
Third-Down Conversions	4 of 9	4 of 10
Fourth-Down Conversions	1 of 2	0 of 1
Red-Zone Scores-Chances	5-6	4-5
Sacks By: Number-Yards	1-5	2-7
PAT Kicks	5-5	4-4
Field Goals	1-2	0-0
Points Off Turnovers	7	7

GAME 2

Southern Miss MSU

15
38

Sept. 7, 2019
Davis Wade Stadium
Starkville, Miss.
55,143

Southern Miss

RUSHING	Att.	Gain	Lost	Net	TD	Long	Avg.
Kevin Perkins	5	51	0	51	0	26	10.2
De'Michael Harris	6	49	0	49	0	18	8.2
Darius Maberry	4	12	0	12	0	8	3.0
Steven Anderson	2	11	0	11	0	11	5.5
Dee Baker	1	2	0	2	0	2	2.0
Jaylond Adams	2	2	0	2	0	2	1.0
Jordan Kempf	1	0	5	(-5)	0	0	(-5.0)
Jack Abraham	6	10	22	(-12)	0	4	(-2.0)

PASSING	Com	Att	Int	Yds	TD	Long	Sacks
Jack Abraham	18	26	2	234	2	65	2

RECEIVING	No.	Yds.	TD	Long
Jordan Mitchell	6	94	1	65
Tim Jones	5	73	0	25
Jaylond Adams	4	56	1	28
Trevor Terry	1	7	0	7
Kevin Perkins	1	3	0	3
Neil McLaurin	1	1	0	1

PUNTING	No.	Yds.	Avg.	Long	I20	TB
Zac Everett	3	125	41.7	43	0	0
Matt Bromell	2	45	22.5	29	0	0

FIELD GOALS	Att.	Made	Long	KICKS
Andrew Stein	1	0	--	missed 36

ALL RETURNS	Punts			Kickoffs			Intercepted		
	No.	Yds.	Lg.	No.	Yds.	Lg.	No.	Yds.	Lg.
Jaylond Adams	1	2	2	1	12	12	0	0	0
Dee Baker	0	0	0	1	26	26	0	0	0

Mississippi State

RUSHING	Att.	Gain	Lost	Net	TD	Long	Avg.
Kylin Hill	14	125	2	123	1	22	8.8
Lee Witherspoon	7	40	0	40	1	22	5.7
Nick Gibson	5	32	1	31	1	13	6.2
Garrett Shrader	9	23	7	16	0	10	1.8
Tommy Stevens	6	14	14	0	0	6	0.0

PASSING	Com	Att	Int	Yds	TD	Long	Sacks
Garrett Shrader	7	11	0	71	0	17	1
Tommy Stevens	9	10	0	105	2	28	2

RECEIVING	No.	Yds.	TD	Long
Stephen Guidry	3	32	1	11
Osirus Mitchell	2	46	1	28
Isaiah Zuber	2	23	0	17
Kylin Hill	2	19	0	15
Dontea Jones	2	9	0	6
Austin Williams	1	13	0	13
Dedrick Thomas	1	12	0	12
JaVonta Payton	1	10	0	10
Cameron Gardner	1	7	0	7
Robert Rivers	1	5	0	5

PUNTING	No.	Yds.	Avg.	Long	I20	TB
Tucker Day	4	199	49.8	59	3	0

FIELD GOALS	Att.	Made	Long	KICKS
Jace Christmann	2	1	30	made 30; missed 43

ALL RETURNS	Punts			Kickoffs			Intercepted		
	No.	Yds.	Lg.	No.	Yds.	Lg.	No.	Yds.	Lg.
Malik Dear	1	8	8	0	0	0	0	0	0
C.J. Morgan	0	0	0	0	0	0	1	9	9
Martin Emerson	0	0	0	0	0	0	1	45	45

State Soars Past Golden Eagles in Home Opener, 38-15

In one of the hottest games in Davis Wade Stadium history, MSU jumped out to a 28-0 lead and secured a 38-15 victory over in-state foe Southern Miss to open the home 2019 slate. Kickoff temperature was 94 degrees, representing the hottest in Davis Wade Stadium since 1998. The heat had no effect on the Bulldogs, however. **Tommy Stevens**, making his Starkville debut, completed his first nine passes for 105 yards and two touchdowns before exiting the game due to injury late in the second quarter. Stevens' hot streak to start the game represented the most consecutive completions by an MSU QB since Dak Prescott completed 12 straight passes against Arkansas in 2015. For the second straight game, the combination of Stevens to **Osirus Mitchell** put the Bulldogs on the board on the first drive. Stevens found Mitchell for a 28-yard touchdown with 9:36 to play, and he later connected with **Stephen Guidry** for an 11-yard score. The day belonged to **Kylin Hill**, who put on a show rushing for 123 yards and one touchdown against a stingy USM defense that was ranked in the top three nationally a year ago. True freshman **Garrett Shrader** spelled Stevens and fared well, going 7-of-11 in his first career action. MSU managed three takeaways, including interceptions from **C.J. Morgan** and true freshman **Martin Emerson**. **Brian Cole II** led all tacklers with seven, including one sack and 2.5 tackles for loss. **Marquiss Spencer** added one strip sack.

Southern Miss	0	0	7	8	- 15
Mississippi State	7	14	7	10	- 38

1st	09:36	MSU	Osirus Mitchell 28 yd pass from Tommy Stevens (Jace Christmann kick)
2nd	14:55	MSU	Stephen Guidry 11 yd pass from Tommy Stevens (Jace Christmann kick)
	00:42	MSU	Nick Gibson 13 yd run (Jace Christmann kick)
3rd	06:37	MSU	Kylin Hill 3 yd run (Jace Christmann kick)
	04:42	USM	Jaylond Adams 28 yd pass from Jack Abraham (Andrew Stein kick)
4th	14:12	MSU	Jace Christmann 30 yd field goal
	06:31	USM	Jordan Mitchell 65 yd pass from Jack Abraham (Trevor Terry pass from Jack Abraham)
	02:20	MSU	Lee Witherspoon 22 yd run (Jace Christmann kick)

Team Stats

	USM	MSU
FIRST DOWNS	17	21
Rushing	7	10
Passing	10	11
Penalty	0	0
NET YARDS RUSHING	110	210
Rushing Attempts	27	41
Average Per Rush	4.1	5.1
NET YARDS PASSING	234	176
Completions-Attempts-Int	18-26-2	16-21-0
Average Per Attempt	9.0	8.4
Average Per Completion	13.0	11.0
TOTAL OFFENSE YARDS	344	386
Total Offense Plays	53	62
Average Gain Per Play	6.5	6.2
Fumbles: Number-Lost	2-1	0-0
Penalties: Number-Yards	1-5	2-10
PUNTS-YARDS	5-170	4-199
KICKOFFS-YARDS	3-195	7-454
Punt returns: Number-Yards-TD	1-2-0	1-8-0
Kickoff returns: Number-Yds-TD	2-38-0	0-0-0
Interceptions: Number-Yds-TD	0-0-0	2-54-0
Fumble Returns: Number-Yds-TD	0-0-0	0-0-0
Possession Time	26:14	33:46
Third-Down Conversions	2 of 9	3 of 9
Fourth-Down Conversions	0 of 0	0 of 0
Red-Zone Scores-Chances	0-1	4-4
Sacks By: Number-Yards	3-20	2-12
PAT Kicks	1-1	5-5
Field Goals	0-1	1-2
Points Off Turnovers	0	7



GAME 3

Kansas State 31
#23 Mississippi State 24

Sept. 14, 2019
Davis Wade Stadium
Starkville, Miss.
54,522

Kansas State

RUSHING	Att.	Gain	Lost	Net	TD	Long	Avg.
James Gilbert	17	62	3	59	0	11	3.5
Jordon Brown	5	41	0	41	1	17	8.2
Harry Trotter	5	25	0	25	0	9	5.0
Malik Knowles	2	12	0	12	0	7	6.0
Skylar Thompson	4	18	10	8	1	16	2.0
Wykeen Gill	1	3	0	3	0	3	3.0
TEAM	1	0	2	(-2)	0	0	(-2.0)

PASSING	Com	Att	Int	Yds	TD	Long	Sacks
Skylar Thompson	10	18	0	123	1	24	1

RECEIVING	No.	Yds.	TD	Long
Dalton Schoen	3	50	1	20
Wykeen Gill	2	9	0	6
Phillip Brooks	2	5	0	7
Nick Lenners	1	24	0	24
Landry Weber	1	23	0	23
Malik Knowles	1	12	0	12

PUNTING	No.	Yds.	Avg.	Long	I20	TB
Devin Ancil	5	253	50.6	61	1	2

FIELD GOALS	Att.	Made	Long	KICKS
Blake Lynch	1	1	35	made 35

ALL RETURNS	Punts			Kickoffs			Intercepted		
	No.	Yds.	Lg.	No.	Yds.	Lg.	No.	Yds.	Lg.
Phillip Brooks	2	45	25	0	0	0	0	0	0
Malik Knowles	0	0	0	3	124	100	0	0	0
AJ Parker	0	0	0	0	0	0	1	23	23
Seth Porter	1	(-1)	0	0	0	0	0	0	0
Denzel Goolsby	0	0	0	0	0	0	1	16	16
Jordon Brown	1	0	0	0	0	0	0	0	0

Mississippi State

RUSHING	Att.	Gain	Lost	Net	TD	Long	Avg.
Kylin Hill	24	116	5	111	0	22	4.6
Garrett Shrader	10	82	0	82	1	16	8.2
Tommy Stevens	7	19	14	5	1	4	0.7
Lee Witherspoon	3	4	0	4	0	2	1.3
Dontea Jones	0	(-1)	0	(-1)	0	0	0.0

PASSING	Com	Att	Int	Yds	TD	Long	Sacks
Tommy Stevens	7	15	2	100	1	35	2
Garrett Shrader	4	12	0	51	0	26	0

RECEIVING	No.	Yds.	TD	Long
Osirus Mitchell	5	74	1	35
Dedrick Thomas	2	32	0	26
Kylin Hill	2	20	0	12
Farrod Green	1	13	0	13
Dontea Jones	1	12	0	12

PUNTING	No.	Yds.	Avg.	Long	I20	TB
Tucker Day	6	242	40.3	55	0	0

FIELD GOALS	Att.	Made	Long	KICKS
Jace Christmann	1	1	47	made 47

ALL RETURNS	Punts			Kickoffs			Intercepted		
	No.	Yds.	Lg.	No.	Yds.	Lg.	No.	Yds.	Lg.
Dedrick Thomas	0	0	0	1	14	14	0	0	0
JaVonta Payton	0	0	0	2	40	24	0	0	0
Malik Dear	1	1	0	0	0	0	0	0	0
Brian Cole II	0	0	0	1	17	17	0	0	0

Kansas State Edges MSU, 31-24

Kylin Hill rushed for over 100 yards for the third consecutive game, but it was not enough as Kansas State scored 14 unanswered points in the fourth quarter to beat MSU, 31-24, on a hot morning kickoff in Davis Wade Stadium. It was the first meeting between the two teams in Starkville since 1974 and the first Power 5 non-conference team to visit Davis Wade Stadium since 2009. Malik Knowles took a kickoff back 100 yards for the Wildcats to tie the game at 24 all with 14:36 to go in the fourth. MSU was unable to muster anything offensively, and K-State went 53 yards on six plays, culminating with a 15-yard touchdown pass with 5:37 remaining for the go-ahead score. **Tommy Stevens**, battling an upper body injury sustained a week earlier, got the start but did not return early in the third quarter. The Bulldogs were decimated with injuries with CB **Cameron Dantzler**, RB **Nick Gibson** and OL **Dareuan Parker** all out. Stevens helped erase a 10-0 deficit, rushing for a 2-yard touchdown following a muffed punt from the Wildcats. **Osirus Mitchell** then made a spectacular one-handed, 35-yard touchdown grab with 0:09 left in the half. True freshman **Garrett Shrader** spelled Stevens in the third quarter and displayed his toughness, orchestrating a 12-play, 79-yard drive that ate up 6:50. He finished it off with a 2-yard touchdown dive. **Jace Christmann's** key 47-yard field goal to start the fourth looked to have put the Bulldogs in firm control, up 24-17, before K-State mounted its comeback. The Bulldogs turned it over three times on the day, but did outgain the Wildcats 352-269. **Leo Lewis** produced a game-high 12 tackles, while **Brian Cole II** continued his hot start to the year with six tackles, one punishing strip sack and 2.0 tackles for loss.

Kansas State	3	14	0	14	- 31
Mississippi State	0	14	7	3	- 24

1st	02:23	KSU	Blake Lynch 35 yd field goal
2nd	13:31	KSU	Jordon Brown 7 yd run (Blake Lynch kick)
	05:39	MSU	Tommy Stevens 2 yd run (Jace Christmann kick)
	00:46	KSU	Skylar Thompson 1 yd run (Blake Lynch kick)
	00:09	MSU	Osirus Mitchell 35 yd pass from Tommy Stevens (Jace Christmann kick)
3rd	04:47	MSU	Garrett Shrader 5 yd run (Jace Christmann kick)
4th	14:50	MSU	Jace Christmann 47 yd field goal
	14:36	KSU	Malik Knowles 100 yd kickoff return (Blake Lynch kick)
	05:37	KSU	Dalton Schoen 15 yd pass from Skylar Thompson (Blake Lynch kick)

Team Stats

	K-STATE	MSU
FIRST DOWNS	17	21
Rushing	8	9
Passing	7	8
Penalty	2	4
NET YARDS RUSHING	146	201
Rushing Attempts	35	44
Average Per Rush	4.2	4.6
NET YARDS PASSING	123	151
Completions-Attempts-Int	10-18-0	11-27-2
Average Per Attempt	6.8	5.6
Average Per Completion	12.3	13.7
TOTAL OFFENSE YARDS	269	352
Total Offense Plays	53	71
Average Gain Per Play	5.1	5.0
Fumbles: Number-Lost	4-3	2-1
Penalties: Number-Yards	7-59	7-83
PUNTS-YARDS	5-253	6-242
KICKOFFS-YARDS	6-357	5-310
Punt returns: Number-Yards-TD	4-44-0	1-1-0
Kickoff returns: Number-Yds-TD	3-124-1	4-71-0
Interceptions: Number-Yds-TD	2-39-0	0-0-0
Fumble Returns: Number-Yds-TD	1-9-0	1-4-0
Possession Time	26:55	33:05
Third-Down Conversions	3 of 10	4 of 14
Fourth-Down Conversions	0 of 1	0 of 1
Red-Zone Scores-Chances	4-5	2-2
Sacks By: Number-Yards	2-13	1-10
PAT Kicks	4-4	3-3
Field Goals	1-1	1-1
Points Off Turnovers	10	17

GAME 4

Kentucky Mississippi State

13
28

Sept. 21, 2019
Davis Wade Stadium
Starkville, Miss.
54,556

Kentucky

RUSHING	Att.	Gain	Lost	Net	TD	Long	Avg.
Asim Rose	9	105	0	105	0	31	11.7
Lynn Bowden	3	37	0	37	0	17	12.3
Kavosiey Smoke	10	28	3	25	1	12	2.5
TEAM	1	0	5	(-5)	0	0	(-5.0)
Sawyer Smith	5	4	12	(-8)	0	3	(-1.6)

PASSING	Com	Att	Int	Yds	TD	Long	Sacks
Sawyer Smith	15	41	1	232	0	39	3
Lynn Bowden	0	1	0	0	0	0	0

RECEIVING	No.	Yds.	TD	Long
Lynn Bowden	7	129	0	39
Josh Ali	5	61	0	20
Keaton Upshaw	1	19	0	19
Ahmad Wagner	1	15	0	15
Clevan Thomas	1	8	0	8

PUNTING	No.	Yds.	Avg.	Long	I20	TB
Max Duffy	3	154	51.3	56	1	2

FIELD GOALS	Att.	Made	Long	KICKS
Chance Poore	3	1	40	made 40; missed 47; missed 26
Matt Ruffolo	1	1	29	made 29

ALL RETURNS	Punts			Kickoffs			Intercepted		
	No.	Yds.	Lg.	No.	Yds.	Lg.	No.	Yds.	Lg.
Lynn Bowden	1	25	25	1	19	19	0	0	0
Quandre Mosely	0	0	0	0	0	0	1	39	39
Drew Schlegel	0	0	0	1	3	3	0	0	0

Mississippi State

RUSHING	Att.	Gain	Lost	Net	TD	Long	Avg.
Garrett Shrader	11	139	14	125	0	49	11.4
Kylin Hill	26	126	6	120	3	18	4.6
Malik Dear	1	0	0	0	0	0	0.0
TEAM	2	0	4	(-4)	0	0	(-2.0)

PASSING	Com	Att	Int	Yds	TD	Long	Sacks
Garrett Shrader	17	22	1	180	0	25	2

RECEIVING	No.	Yds.	TD	Long
Osirus Mitchell	4	36	0	14
Farrod Green	3	20	0	13
Isaiah Zuber	3	16	0	7
Dedrick Thomas	2	46	0	25
Malik Dear	2	28	0	20
JaVonta Payton	2	14	0	13
Austin Williams	1	20	0	20

PUNTING	No.	Yds.	Avg.	Long	I20	TB
Tucker Day	3	147	49.0	50	0	2

FIELD GOALS	Att.	Made	Long	KICKS
--	--	--	--	--

ALL RETURNS	Punts			Kickoffs			Intercepted		
	No.	Yds.	Lg.	No.	Yds.	Lg.	No.	Yds.	Lg.
Willie Gay Jr.	0	0	0	0	0	0	1	52	52

Shrader, MSU Close Out UK in SEC Opener, 28-13

The stage wasn't too big for true freshman quarterback **Garrett Shrader** in MSU's SEC opener. Shrader, making his first career start in just his third collegiate game, accounted for 305 yards of total offense, including 125 rushing on 11 carries, to lift the Bulldogs past Kentucky, 28-13, in Davis Wade Stadium. Shrader was just the second MSU true freshman QB to start an SEC game in the last 12 years. He was an efficient 17-of-22 for 180 yards through the air. Shrader accounted for all six of the Bulldogs' 20-plus yard plays in the game. **Kylin Hill** was spectacular again, becoming the first Bulldog to rush for 100 or more yards in the first four games of a season. Hill rushed for 120 yards on 26 carries with three touchdowns. The Bulldogs got on the board via their defense on the fifth play of the game. **Willie Gay Jr.**, in on his first play of the year after missing the first three games due to a violation of team rules, stepped in front of a Sawyer Smith pass and returned it 52 yards for a touchdown. The Bulldogs chewed up clock in the second quarter with impressive drives. Hill finished one on a 12-yard highlight reel touchdown run as he leaped from the 4-yard line and extended the ball inside the pylon for the score. On the ensuing possession, Shrader engineered a 10-play, 80-yard drive that took 5:00. His 36-yard rush set up another Hill touchdown that made it 21-3 at the half. The Wildcats responded with 10 straight. With the score a one-possession game and 4:32 remaining, Shrader conducted a six-play, 75 yard drive, capped by a Hill touchdown run. The Bulldogs held Kentucky to 1-of-12 on third down. **C.J. Morgan** led MSU with nine tackles. **Jaquarius Landreus** added seven tackles and a game-high four pass breakups.

Kentucky	3	0	7	3	- 13
Mississippi State	7	14	0	7	- 28

1st	13:35	MSU	Willie Gay Jr. 52 yd interception return (Jace Christmann kick)
	02:49	UK	Chance Poore 40 yd field goal
2nd	13:24	MSU	Kylin Hill 12 yd run (Jace Christmann kick)
	04:45	MSU	Kylin Hill 2 yd run (Jace Christmann kick)
3rd	05:30	UK	Kavosiey Smoke 2 yd run (Chance Poore kick)
4th	04:39	UK	Matt Ruffolo 29 yd field goal
	01:39	MSU	Kylin Hill 1 yd run (Jace Christmann kick)

Team Stats

	UK	MSU
FIRST DOWNS	21	22
Rushing	9	12
Passing	10	9
Penalty	2	1
NET YARDS RUSHING	154	241
Rushing Attempts	28	40
Average Per Rush	5.5	6.0
NET YARDS PASSING	232	180
Completions-Attempts-Int	15-42-1	17-22-1
Average Per Attempt	5.5	8.2
Average Per Completion	15.5	10.6
TOTAL OFFENSE YARDS	386	421
Total Offense Plays	70	62
Average Gain Per Play	5.5	6.8
Fumbles: Number-Lost	1-0	1-1
Penalties: Number-Yards	5-40	5-45
PUNTS-YARDS	3-154	3-147
KICKOFFS-YARDS	4-260	5-295
Punt returns: Number-Yards-TD	1-25-0	0-0-0
Kickoff returns: Number-Yds-TD	2-22-0	0-0-0
Interceptions: Number-Yds-TD	1-39-0	1-52-1
Fumble Returns: Number-Yds-TD	0-0-0	0-0-0
Possession Time	26:54	33:06
Third-Down Conversions	1 of 12	6 of 10
Fourth-Down Conversions	3 of 4	0 of 0
Red-Zone Scores-Chances	2-4	3-4
Sacks By: Number-Yards	2-14	3-16
PAT Kicks	1-1	4-4
Field Goals	2-4	0-0
Points Off Turnovers	7	7



GAME 5

Mississippi State
#7/7 Auburn23
56Sept. 28, 2019
Jordan-Hare Stadium
Auburn, Ala.
87,451

Mississippi State

RUSHING	Att.	Gain	Lost	Net	TD	Long	Avg.
Garrett Shrader	16	112	23	89	1	24	5.6
Kylin Hill	17	51	6	45	0	13	2.6
Lee Witherspoon	2	3	0	3	0	2	1.5
Nick Gibson	1	0	1	(-1)	0	0	(-1.0)
TEAM	1	0	2	(-2)	0	0	(-2.0)
Tommy Stevens	1	0	16	(-16)	0	0	(-16.0)

PASSING	Com	Att	Int	Yds	TD	Long	Sacks
Garrett Shrader	12	23	0	209	2	47	1
Tommy Stevens	1	3	0	7	0	7	1

RECEIVING	No.	Yds.	TD	Long
Farrod Green	3	69	0	47
Osirus Mitchell	2	33	1	21
Dedrick Thomas	2	22	0	12
Kylin Hill	2	21	0	18
JaVonta Payton	1	30	0	30
Isaiah Zuber	1	20	0	20
Georquarius Spivey	1	12	0	12
Stephen Guidry	1	9	1	9

PUNTING	No.	Yds.	Avg.	Long	I20	TB
Tucker Day	4	168	42.0	45	1	0
Reed Bowman	2	82	41.0	51	1	0

FIELD GOALS	Att.	Made	Long	KICKS
Jace Christmann	1	1	27	made 27

ALL RETURNS	Punts			Kickoffs			Intercepted		
	No.	Yds.	Lg.	No.	Yds.	Lg.	No.	Yds.	Lg.
JaVonta Payton	0	0	0	1	16	0	0	0	0

Auburn

RUSHING	Att.	Gain	Lost	Net	TD	Long	Avg.
Bo Nix	7	60	4	56	1	30	8.0
Jatarvious Whitlow	10	56	1	55	3	30	5.5
D.J. Williams	7	33	1	32	0	9	4.6
Kam Martin	8	36	5	31	1	16	3.9
Anthony Schwartz	3	25	0	25	1	13	8.3
Shaun Shivers	4	22	0	22	0	10	5.5
Eli Stove	1	3	0	3	0	3	3.0
Malik Miller	1	1	0	1	0	1	1.0
TEAM	2	0	2	(-2)	0	0	(-1.0)
Joey Gatewood	2	1	7	(-6)	0	1	(-3.0)

PASSING	Com	Att	Int	Yds	TD	Long	Sacks
Bo Nix	16	21	0	335	2	48	1
Joey Gatewood	2	3	0	26	0	11	1

RECEIVING	No.	Yds.	TD	Long
Seth Williams	8	161	2	39
Anthony Schwartz	2	67	0	48
Sal Cannella	2	39	0	31
Will Hastings	2	25	0	21
Eli Stove	1	27	0	27
Malik Miller	1	16	0	11
Jay Jay Wilson	1	16	0	16
Zach Farrar	1	10	0	10

PUNTING	No.	Yds.	Avg.	Long	I20	TB
Arryn Siposs	1	43	43.0	43	0	0

FIELD GOALS	Att.	Made	Long	KICKS
--	--	--	--	--

ALL RETURNS	Punts			Kickoffs			Intercepted		
	No.	Yds.	Lg.	No.	Yds.	Lg.	No.	Yds.	Lg.
Noah Igbinoghene	0	0	0	1	21	21	0	0	0
Christian Tutt	3	34	18	0	0	0	0	0	0

Big First Half Carries No. 7 Auburn Past MSU, 56-23

No. 7 Auburn, playing its SEC home opener, scored 21 straight points in the first seven minutes of the game and never looked back as MSU fell 56-23, in a sold-out night game in Jordan-Hare Stadium. The Bulldogs went three-and-out on their first series, and the Tigers immediately capitalized with great field position and scored on their first play from scrimmage. MSU starting quarterback **Tommy Stevens** suffered a lower body injury on the second series of the game and missed the remainder of the contest. He was once again spelled by true freshman **Garrett Shrader**. Shrader, in his first SEC road appearance, accounted for all three Bulldog touchdowns, firing two TD passes and adding a rushing score. He finished with 298 yards of total offense and got MSU on the board after finishing off a 12-play, 75-yard drive with a **Stephen Guidry** 9-yard pass late in the first quarter. MSU trailed 42-9 at the break, and added touchdowns courtesy of **Osirus Mitchell** and Shrader. His 7-yard touchdown run with 0:50 remaining put him at 89 rushing yards on the night against a stellar Auburn defense. **Farrod Green** led MSU in receiving with 69 yards. **Leo Lewis** and **C.J. Morgan** led all Bulldog tacklers with eight apiece. Lewis had seven solo stops, a tackle for a loss, one forced fumble and one fumble recovery. MSU won the turnover battle, forcing three on the night to extend the consecutive streak to 21 straight games of a takeaway.

Mississippi State	6	3	7	7	- 23
Auburn	21	21	7	7	- 56

1st	12:55	AU	Jatarvious Whitlow 30 yd run (Anders Carlson kick)
	09:46	AU	Bo Nix 9 yd run (Anders Carlson kick)
	08:59	AU	Anthony Schwartz 13 yd run (Anders Carlson kick)
	02:20	MSU	Stephen Guidry 9 yd pass from Garrett Shrader (Jace Christmann kick failed)
2nd	13:18	AU	Jatarvious Whitlow 3 yd run (Anders Carlson kick)
	07:55	MSU	Jace Christmann 27 yd field goal
	05:33	AU	Seth Williams 39 yd pass from Bo Nix (Anders Carlson kick)
	00:12	AU	Jatarvious Whitlow 3 yd run (Anders Carlson kick)
3rd	13:28	AU	Seth Williams 32 yd pass from Bo Nix (Anders Carlson kick)
	02:13	MSU	Osirus Mitchell 21 yd pass from Garrett Shrader (Jace Christmann kick)
4th	14:16	AU	Kam Martin 7 yd run (Anders Carlson kick)
	00:50	MSU	Garrett Shrader 7 yd run (Jace Christmann kick)

Team Stats

	MSU	AU
FIRST DOWNS	21	25
Rushing	8	9
Passing	10	13
Penalty	3	3
NET YARDS RUSHING	118	217
Rushing Attempts	38	45
Average Per Rush	3.1	4.8
NET YARDS PASSING	216	361
Completions-Attempts-Int	13-26-0	18-24-0
Average Per Attempt	8.3	15.0
Average Per Completion	16.6	20.1
TOTAL OFFENSE YARDS	334	578
Total Offense Plays	64	69
Average Gain Per Play	5.2	8.4
Fumbles: Number-Lost	3-2	4-3
Penalties: Number-Yards	9-70	5-37
PUNTS-YARDS	6-250	1-43
KICKOFFS-YARDS	5-273	9-583
Punt returns: Number-Yards-TD	0-0-0	3-34-0
Kickoff returns: Number-Yds-TD	1-16-0	1-21-0
Interceptions: Number-Yds-TD	0-0-0	0-0-0
Fumble Returns: Number-Yds-TD	0-0-0	0-0-0
Possession Time	32:35	27:25
Third-Down Conversions	3 of 12	6 of 10
Fourth-Down Conversions	1 of 2	0 of 1
Red-Zone Scores-Chances	3-4	5-5
Sacks By: Number-Yards	2-11	2-25
PAT Kicks	2-3	8-8
Field Goals	1-1	0-0
Points Off Turnovers	0	14

GAME 6

Mississippi State Tennessee

10
20

Oct. 12, 2019
Neyland Stadium
Knoxville, Tenn.
85,462

Mississippi State

RUSHING	Att.	Gain	Lost	Net	TD	Long	Avg.
Garrett Shrader	13	83	21	62	0	14	4.8
Tommy Stevens	9	39	13	26	0	10	2.9
Kylin Hill	11	19	6	13	0	4	1.2
JaVonta Payton	1	11	0	11	0	11	11.0
Nick Gibson	2	5	0	5	0	4	2.5
Isaiah Zuber	1	4	0	4	0	4	4.0

PASSING	Com	Att	Int	Yds	TD	Long	Sacks
Tommy Stevens	6	11	2	67	0	19	3
Garrett Shrader	5	10	1	79	1	21	4

RECEIVING	No.	Yds.	TD	Long
Osirus Mitchell	5	58	0	21
Stephen Guidry	2	36	0	19
Dedrick Thomas	2	25	1	17
Lee Witherspoon	1	18	0	18
Farrod Green	1	9	0	9

PUNTING	No.	Yds.	Avg.	Long	I20	TB
Tucker Day	4	173	43.2	56	0	0

FIELD GOALS	Att.	Made	Long	KICKS
Jace Christmann	2	1	51	made 51; missed 36

ALL RETURNS	Punts			Kickoffs			Intercepted		
	No.	Yds.	Lg.	No.	Yds.	Lg.	No.	Yds.	Lg.
Cameron Dantzler	0	0	0	0	0	0	1	0	0
Brian Cole II	0	0	0	1	9	9	1	0	0

Tennessee

RUSHING	Att.	Gain	Lost	Net	TD	Long	Avg.
Ty Chandler	16	63	0	63	0	15	3.9
Tim Jordan	19	65	6	59	1	15	3.1
Brian Maurer	3	41	0	41	0	23	13.7
Jawan Jennings	1	22	0	22	0	22	22.0
Eric Gray	2	7	0	7	0	5	3.5
Dominick Wood-Anderson	1	5	0	5	0	5	5.0
TEAM	1	0	2	(-2)	0	0	(-2.0)
Jarrett Guarantano	1	0	5	(-5)	0	0	(-5.0)

PASSING	Com	Att	Int	Yds	TD	Long	Sacks
Brian Maurer	4	7	2	61	0	28	0
Jarrett Guarantano	6	7	0	106	1	41	1

RECEIVING	No.	Yds.	TD	Long
Tyler Byrd	3	56	1	39
Jawan Jennings	3	17	0	15
Ramel Keyton	1	41	0	41
Dominick Wood-Anderson	1	28	0	28
Josh Palmer	1	16	0	16
Tim Jordan	1	9	0	9

PUNTING	No.	Yds.	Avg.	Long	I20	TB
Joe Doyle	4	185	46.2	57	2	1

FIELD GOALS	Att.	Made	Long	KICKS
Brent Cimaglia	2	2	49	made 49; made 22

ALL RETURNS	Punts			Kickoffs			Intercepted		
	No.	Yds.	Lg.	No.	Yds.	Lg.	No.	Yds.	Lg.
Trevon Flowers	0	0	0	0	0	0	1	14	14
Kenneth George	0	0	0	0	0	0	1	24	24
Marquez Callaway	1	13	13	0	0	0	0	0	0
Nigel Warrior	0	0	0	0	0	0	1	-3	0
Ty Chandler	0	0	0	1	14	14	0	0	0

Tennessee Tops MSU, 20-10, in Rare Knoxville Trip

Playing its first game in Neyland Stadium since 2008, MSU struggled offensively in a 20-10 loss at Tennessee on Saturday morning. The Bulldogs trailed 10-3 at the half. **Jace Christmann** provided MSU with its lone points of the first half, drilling a 51-yard field goal that bounced off the crossbar and through midway through the second quarter. The Bulldogs erased Tennessee drives in the red zone as **Cameron Dantzler** picked off Brian Maurer's pass in the end zone with 11:06 in the first quarter followed by **Brian Cole II's** pick in the end zone with 2:19 in the second quarter. **Tommy Stevens** got the start at quarterback for MSU but was spelled by true freshman **Garrett Shrader** to start the second half. Shrader completed the game and was effective, finishing 5-of-10 for 79 yards through the air. He connected with **Dedrick Thomas** on a 17-yard strike to complete an eight-play, 90-yard drive with 8:27 to play in the game. Shrader extended the drive with a gritty 12-yard run on fourth down. He finished with 62 rushing yards. The Vols put the game out of reach on a 39-yard touchdown pass down the sideline with 2:35 to go, which culminated a 90-yard drive. **Erroll Thompson** notched a game-high 13 tackles, including one for loss. Cole, **Lee Autry** and **Kobe Jones** each added a tackle for loss.

Mississippi State	0	3	0	7	- 10
Tennessee	7	3	3	7	- 20

1st	04:56	UT	Tim Jordan 15 yd run (Brent Cimaglia kick)
2nd	07:40	MSU	Jace Christmann 51 yd field goal
	00:00	UT	Brent Cimaglia 49 yd field goal
3rd	06:12	UT	Brent Cimaglia 22 yd field goal
4th	08:27	MSU	Dedrick Thomas 17 yd pass from Garrett Shrader (Jace Christmann kick)
	02:35	UT	Tyler Byrd 39 yd pass from Jarrett Guarantano (Brent Cimaglia kick)

Team Stats

	MSU	UT
FIRST DOWNS	20	14
Rushing	10	7
Passing	8	7
Penalty	2	0
NET YARDS RUSHING	121	190
Rushing Attempts	37	44
Average Per Rush	3.3	4.3
NET YARDS PASSING	146	167
Completions-Attempts-Int	11-21-3	10-14-2
Average Per Attempt	7.0	11.9
Average Per Completion	13.3	16.7
TOTAL OFFENSE YARDS	267	357
Total Offense Plays	58	58
Average Gain Per Play	4.6	6.2
Fumbles: Number-Lost	1-0	0-0
Penalties: Number-Yards	4-15	3-34
PUNTS-YARDS	4-173	4-185
KICKOFFS-YARDS	3-176	4-260
Punt returns: Number-Yards-TD	0-0-0	1-13-0
Kickoff returns: Number-Yds-TD	1-9-0	1-14-0
Interceptions: Number-Yds-TD	2-0-0	3-35-0
Fumble Returns: Number-Yds-TD	0-0-0	0-0-0
Possession Time	26:58	33:02
Third-Down Conversions	5 of 12	7 of 15
Fourth-Down Conversions	1 of 1	0 of 0
Red-Zone Scores-Chances	1-2	2-4
Sacks By: Number-Yards	1-5	7-33
PAT Kicks	1-1	2-2
Field Goals	1-2	2-2
Points Off Turnovers	0	3



GAME 7

#2/3 LSU
Mississippi State36
13Oct. 19, 2019
Davis Wade Stadium
Starkville, Miss.
59,282

LSU

RUSHING	Att.	Gain	Lost	Net	TD	Long	Avg.
Clyde Edwards-Helaire	11	55	2	53	0	17	4.8
Ty Davis-Price	6	49	0	49	0	19	8.2
John Emery Jr.	2	0	1	(-1)	0	0	(-0.5)
TEAM	2	0	4	(-4)	0	0	(-2.0)
Joe Burrow	4	11	22	(-11)	0	11	(-2.8)

PASSING

	Com	Att	Int	Yds	TD	Long	Sacks
Joe Burrow	25	32	0	327	4	60	3
Myles Brennan	0	3	0	0	0	0	0

RECEIVING

	No.	Yds.	TD	Long
Justin Jefferson	8	89	1	19
Ja'Marr Chase	5	48	1	18
Racey McMath	3	76	1	60
Thaddeus Moss	3	48	0	24
Clyde Edwards-Helaire	2	15	0	8
Stephen Sullivan	2	9	0	6
Derrick Dillon	1	37	1	37
Ty Davis-Price	1	5	0	5

PUNTING

	No.	Yds.	Avg.	Long	I20	TB
Z.Von Rosenberg	5	233	46.6	57	2	1

FIELD GOALS

	Att.	Made	Long	KICKS
Cade York	3	3	25	made 20; made 23; made 25

ALL RETURNS	Punts			Kickoffs			Intercepted		
	No.	Yds.	Lg.	No.	Yds.	Lg.	No.	Yds.	Lg.
Clyde Edwards-Helaire	0	0	0	2	24	22	0	0	0
JaCoby Stevens	0	0	0	0	0	0	1	9	9
Derek Stingley	1	2	2	0	0	0	0	0	0
Kristian Fulton	0	0	0	0	0	0	1	0	0

Mississippi State

RUSHING	Att.	Gain	Lost	Net	TD	Long	Avg.
Garrett Shrader	19	72	6	66	1	12	3.5
Kylin Hill	15	41	7	34	0	11	2.3
Dedrick Thomas	1	5	0	5	0	5	5.0
Nick Gibson	2	1	4	(-3)	0	1	(-1.5)

PASSING

	Com	Att	Int	Yds	TD	Long	Sacks
Garrett Shrader	17	28	2	238	1	29	2

RECEIVING

	No.	Yds.	TD	Long
Stephen Guidry	6	98	1	24
Isaiah Zuber	3	53	0	29
Dedrick Thomas	3	31	0	17
L. Witherspoon	2	16	0	12
Nick Gibson	1	24	0	24
Farrod Green	1	11	0	11
Kylin Hill	1	5	0	5

PUNTING

	No.	Yds.	Avg.	Long	I20	TB
Tucker Day	5	214	42.8	70	1	1

FIELD GOALS

	Att.	Made	Long	KICKS
--	--	--	--	--

ALL RETURNS	Punts			Kickoffs			Intercepted		
	No.	Yds.	Lg.	No.	Yds.	Lg.	No.	Yds.	Lg.
Isaiah Zuber	0	0	0	1	28	28	0	0	0
Malik Dear	2	3	7	0	0	0	0	0	0

MSU Falls To No. 2 LSU in Home CBS Contest, 36-13

With CBS making its first appearance in Davis Wade Stadium since 2015, No. 2 LSU jumped out to a 22-7 halftime lead and took advantage of three Mississippi State turnovers as the Bulldogs fell, 36-13. MSU's defense did hold the Tigers' high-powered offense to season lows in points (36) and total yards (413). State was within striking distance in the first half following **Garrett Shrader's** 12-yard TD run with 5:24 to go in the second quarter. Shrader, a true freshman making his second career start, accounted for 304 yards of total offense and two touchdowns on the day, throwing for a season-best 238 yards. He was State's leading rusher with 66 yards. MSU's defense limited LSU scoring drives to three field goals in the first two quarters, but the Tigers finished with two touchdowns in the final 5:05 of the first half. **Stephen Guidry** had his best game of the season, making six catches for 98 yards and one touchdown. Shrader found him on a 24-yard touchdown pass in the fourth quarter that capped a seven-play, 90-yard drive. **Martin Emerson**, another true freshman, got his first career start in place of an injured **Maurice Smitherman**. Seven Bulldogs accounted for at least 0.5 tackles for loss. **Jaquarius Landrews** turned in a team-high eight tackles. **Chauncey Rivers** collected 1.5 sacks, and **C.J. Morgan** registered four pass breakups.

LSU	3	19	14	0	- 36
Mississippi State	0	7	0	6	- 13

1st	07:52	LSU	Cade York 20 yd field goal
2nd	12:27	LSU	Cade York 23 yd field goal
	08:33	LSU	Cade York 25 yd field goal
	05:24	MSU	Garrett Shrader 12 yd run (Jace Christmann kick)
	05:07	LSU	Racey McMath 60 yd pass from Joe Burrow (Cade York kick failed)
	00:50	LSU	Ja'Marr Chase 8 yd pass from Joe Burrow (Cade York kick)
3rd	10:36	LSU	Derrick Dillon 37 yd pass from Joe Burrow (Cade York kick)
	05:36	LSU	Justin Jefferson 18 yd pass from Joe Burrow (Cade York kick)
4th	00:59	MSU	Stephen Guidry 24 yd pass from Garrett Shrader (Garrett Shrader pass failed)

Team Stats

	LSU	MSU
FIRST DOWNS	21	21
Rushing	8	5
Passing	10	12
Penalty	3	4
NET YARDS RUSHING	86	102
Rushing Attempts	25	37
Average Per Rush	3.4	2.8
NET YARDS PASSING	327	238
Completions-Attempts-Int	25-35-0	17-28-2
Average Per Attempt	9.3	8.5
Average Per Completion	13.1	14.0
TOTAL OFFENSE YARDS	413	340
Total Offense Plays	60	65
Average Gain Per Play	6.9	5.2
Fumbles: Number-Lost	1-0	1-1
Penalties: Number-Yards	7-88	13-109
PUNTS-YARDS	5-233	5-214
KICKOFFS-YARDS	8-518	3-179
Punt returns: Number-Yards-TD	1-2-0	2-3-0
Kickoff returns: Number-Yds-TD	2-24-0	1-28-0
Interceptions: Number-Yds-TD	2-9-0	0-0-0
Fumble Returns: Number-Yds-TD	1-1-0	0-0-0
Possession Time	25:39	34:21
Third-Down Conversions	3 of 11	3 of 12
Fourth-Down Conversions	0 of 0	0 of 2
Red-Zone Scores-Chances	5-5	1-1
Sacks By: Number-Yards	2-6	3-22
PAT Kicks	3-4	1-1
Field Goals	3-3	0-0
Points Off Turnovers	10	0

GAME 8

Mississippi State Texas A&M

30
49

Oct. 26, 2019
Kyle Field
College Station, Texas
102,025

Mississippi State

RUSHING	Att.	Gain	Lost	Net	TD	Long	Avg.
Kylin Hill	21	151	1	150	1	39	7.1
Garrett Shrader	14	79	15	64	0	14	4.6
Nick Gibson	3	25	0	25	0	8	8.3

PASSING	Com	Att	Int	Yds	TD	Long	Sacks
Garrett Shrader	13	30	1	194	3	38	2

RECEIVING	No.	Yds.	TD	Long
Isaiah Zuber	3	58	2	38
Dedrick Thomas	3	43	0	25
Stephen Guidry	2	59	1	32
Farrod Green	2	23	0	19
Austin Williams	1	10	0	10
Osirus Mitchell	1	9	0	9
Kylin Hill	1	(-8)	0	0

PUNTING	No.	Yds.	Avg.	Long	I20	TB
Tucker Day	3	134	44.7	50	0	0

FIELD GOALS	Att.	Made	Long	KICKS
Jace Christmann	1	1	33	made 33

ALL RETURNS	Punts			Kickoffs			Intercepted		
	No.	Yds.	Lg.	No.	Yds.	Lg.	No.	Yds.	Lg.
Isaiah Zuber	1	2	0	4	80	23	0	0	0
Lee Witherspoon	0	0	0	1	15	15	0	0	0

Texas A&M

RUSHING	Att.	Gain	Lost	Net	TD	Long	Avg.
Isaiah Spiller	22	93	3	90	1	24	4.1
Kellen Mond	9	76	0	76	2	25	8.4
Cordarrian Richardson	6	28	0	28	1	13	4.7
Connor Blumrick	2	13	0	13	0	11	6.5

PASSING	Com	Att	Int	Yds	TD	Long	Sacks
Kellen Mond	17	23	0	234	3	52	0

RECEIVING	No.	Yds.	TD	Long
Quartney Davis	5	57	0	21
Jhamon Ausbon	4	55	1	19
Kendrick Rogers	4	44	1	16
Jalen Wydermyer	2	63	1	52
Isaiah Spiller	1	13	0	13
Camron Buckley	1	2	0	2

PUNTING	No.	Yds.	Avg.	Long	I20	TB
Braden Mann	3	136	45.3	58	3	0

FIELD GOALS	Att.	Made	Long	KICKS
--	--	--	--	--

ALL RETURNS	Punts			Kickoffs			Intercepted		
	No.	Yds.	Lg.	No.	Yds.	Lg.	No.	Yds.	Lg.
Jalen Preston	0	0	0	2	40	20	0	0	0
Devin Morris	0	0	0	0	0	0	1	0	0
Ainias Smith	1	10	10	3	49	21	0	0	0
Ryan Renick	0	0	0	1	11	11	0	0	0

MSU Drops Fourth Straight, 49-30, at Texas A&M

MSU turned it over three times and fell behind by 18 at the half as the Bulldogs lost their fourth consecutive game, 49-30, on Saturday afternoon at Texas A&M. The Bulldogs trailed 14-0 at the end of the first quarter, but **Garrett Shrader** found **Stephen Guidry**, who went up and grabbed a beautiful 32-yard pass in the end zone to make it 14-7 with 13:28 to go in the second quarter. MSU went four plays and 75 yards on that scoring drive. However, A&M answered with back-to-back scores to make it 28-7. **Jace Christmann**, making a return to his home state, drilled a 33-yard field goal just before the end of the first half. The Bulldogs were plagued by injuries and were without starting offensive linemen **Stewart Reese** and **Greg Eiland** as well as both starting cornerbacks. True freshmen **Jarrian Jones** and **Martin Emerson** made the start at corner. The Bulldog offense picked up the pace in the second half as Shrader fired two touchdown passes to graduate transfer **Isaiah Zuber**, who had his best day of the season. **Kylin Hill** added a 1-yard touchdown run, capping a nine-play, 79-yard drive to start the fourth quarter. Hill finished with a game-high 150 yards on the ground for his fifth 100-yard game of the season. MSU's defense only managed two tackles for loss and no sacks on the day against a high-powered Aggie offense. **Brian Cole II** finished with a game-high nine tackles and one quarterback hurry, while **Jaquarius Landreus** collected eight tackles and one QB hurry.

Mississippi State	0	10	7	13	- 30
Texas A&M	14	14	14	7	- 49

1st	06:50	TAMU	Kellen Mond 1 yd run (Seth Small kick)
	00:10	TAMU	Kellen Mond 12 yd run (Seth Small kick)
2nd	13:28	MSU	Stephen Guidry 32 yd pass from Garrett Shrader (Jace Christmann kick)
	10:20	TAMU	Jhamon Ausbon 19 yd pass from Kellen Mond (Seth Small kick)
	05:34	TAMU	Kendrick Rogers 16 yd pass from Kellen Mond (Seth Small kick)
	00:37	MSU	Jace Christmann 33 yd field goal
3rd	13:20	TAMU	Jalen Wydermyer 52 yd pass from Kellen Mond (Seth Small kick)
	07:48	MSU	Isaiah Zuber 14 yd pass from Garrett Shrader (Jace Christmann kick)
	01:17	TAMU	Isaiah Spiller 4 yd run (Seth Small kick)
4th	12:26	MSU	Kylin Hill 1 yd run (Jace Christmann kick)
	05:00	TAMU	Cordarrian Richardson 2 yd run (Seth Small kick)
	00:49	MSU	Isaiah Zuber 38 yd pass from Garrett Shrader (Garrett Shrader pass failed)

Team Stats

	MSU	TAMU
FIRST DOWNS	22	24
Rushing	14	11
Passing	7	13
Penalty	1	0
NET YARDS RUSHING	239	207
Rushing Attempts	38	39
Average Per Rush	6.3	5.3
NET YARDS PASSING	194	234
Completions-Attempts-Int	13-30-1	17-23-0
Average Per Attempt	6.5	10.2
Average Per Completion	14.9	13.8
TOTAL OFFENSE YARDS	433	441
Total Offense Plays	68	62
Average Gain Per Play	6.4	7.1
Fumbles: Number-Lost	3-2	0-0
Penalties: Number-Yards	5-25	5-45
PUNTS-YARDS	3-134	3-136
KICKOFFS-YARDS	6-333	8-503
Punt returns: Number-Yards-TD	1-2-0	1-10-0
Kickoff returns: Number-Yds-TD	5-95-0	6-100-0
Interceptions: Number-Yds-TD	0-0-0	1-0-0
Fumble Returns: Number-Yds-TD	0-0-0	0-0-0
Possession Time	28:12	31:48
Third-Down Conversions	4 of 11	8 of 11
Fourth-Down Conversions	2 of 2	0 of 0
Red-Zone Scores-Chances	4-4	6-6
Sacks By: Number-Yards	0-0	2-15
PAT Kicks	3-3	7-7
Field Goals	1-1	0-0
Points Off Turnovers	0	21

GAME 9

Mississippi State
Arkansas54
24Nov. 2, 2019
Donald W. Reynolds Razorback Stadium
Fayetteville, Ark.
52,256

Mississippi State

RUSHING	Att.	Gain	Lost	Net	TD	Long	Avg.
Kylin Hill	21	236	2	234	3	62	11.1
Nick Gibson	12	129	0	129	1	47	10.8
Tommy Stevens	15	76	2	74	0	15	4.9
Lee Witherspoon	5	24	0	24	0	9	4.8
Malik Dear	2	4	0	4	0	2	2.0
Isaiah Zuber	1	0	2	(-2)	0	0	(-2.0)
TEAM	1	0	3	(-3)	0	0	(-3.0)

PASSING	Com	Att	Int	Yds	TD	Long	Sacks
Tommy Stevens	12	18	0	172	2	42	0
Logan Burnett	1	1	0	8	0	8	0

RECEIVING	No.	Yds.	TD	Long
Dedrick Thomas	2	59	0	42
Austin Williams	2	18	0	11
Brad Cumbest	2	16	0	8
Osirus Mitchell	1	33	1	33
Isaiah Zuber	1	27	0	27
Malik Dear	1	8	0	8
Stephen Guidry	1	8	0	8
Geor'quarius Spivey	1	7	0	7
Farrod Green	1	3	1	3
Kylin Hill	1	1	0	1

PUNTING	No.	Yds.	Avg.	Long	I20	TB
Tucker Day	2	86	43.0	50	0	0

FIELD GOALS	Att.	Made	Long	KICKS
Jace Christmann	2	2	46	made 26; made 46

ALL RETURNS	Punts	No.	Yds.	Lg.	Kickoffs	No.	Yds.	Lg.	Intercepted	No.	Yds.	Lg.
Isaiah Zuber	0	0	0	0	2	27	18	0	0	0	0	0
Malik Dear	1	0	0	0	0	0	0	0	0	0	0	0
Marcus Murphy	0	0	0	0	0	0	0	1	32	32		

Arkansas

RUSHING	Att.	Gain	Lost	Net	TD	Long	Avg.
Rakeem Boyd	11	115	1	114	1	52	10.4
KJ Jefferson	2	26	0	26	1	21	13.0
Treyton Burks	4	15	0	15	0	7	3.8
A'Montae Spivey	3	16	2	14	0	11	4.7
Devwah Whaley	2	12	0	12	0	8	6.0
John Stephen Jones	3	3	0	3	0	3	1.0

PASSING	Com	Att	Int	Yds	TD	Long	Sacks
Ben Hicks	4	13	1	44	0	23	0
John Stephen Jones	4	9	0	25	1	11	0
KJ Jefferson	1	2	0	32	0	32	0

RECEIVING	No.	Yds.	TD	Long
Tyson Morris	2	18	0	10
Mike Woods	2	15	1	11
Treyton Burks	1	32	0	32
Grayson Gunter	1	23	0	23
Trey Knox	1	9	0	9
Chase Harrell	1	6	0	6
Hudson Henry	1	(-2)	0	0

PUNTING	No.	Yds.	Avg.	Long	I20	TB
Sam Loy	6	262	43.7	59	2	1

FIELD GOALS	Att.	Made	Long	KICKS
Connor Limpert	1	1	40	made 40

ALL RETURNS	Punts	No.	Yds.	Lg.	Kickoffs	No.	Yds.	Lg.	Intercepted	No.	Yds.	Lg.
Treyton Burks	1	(-1)	0	5	134	42	0	0	0	0	0	0
Joe Foucha	0	0	0	1	3	3	0	0	0	0	0	0
De'Vion Warren	0	0	0	2	17	16	0	0	0	0	0	0

Offense Explodes in Historic Performance at
Arkansas, 54-24

Mississippi State pounded out 640 yards of total offense and 460 yards rushing – both school records for an SEC game – as the Bulldogs snapped a four-game losing streak with a dominating 54-24 victory over Arkansas in Razorback Stadium. **Kylin Hill** rushed for a career-high 234 yards – just 24 shy of the school record – and three touchdowns. **Tommy Stevens** made the start at quarterback as **Garrett Shrader** was limited by health issues during the week. Stevens guided State to points on its first drive of the game, going six plays for 82 yards that was set up by a 62-yard Hill run to the Arkansas 3-yard line. The grad transfer QB then ignited an 11-play, 80-yard drive that ate up 5:21 before culminating with a fade route, 33-yard touchdown to **Osirus Mitchell** with 5:31 to go in the first quarter. Hill had 198 yards and three touchdowns in the first half. The Bulldogs put the game out of reach right before the half ended when **Marcus Murphy**, making his first career start, stepped in front of a pass and returned it 32 yards for a touchdown to make it 38-10 at the break. Murphy finished with a team-high eight tackles. State continued the onslaught with more consecutive scoring drives to start the second half. **Farrod Green** caught his first touchdown of the season, and **Jace Christmann** capped a dominating drive that lasted 7:23 with a 46-yard field goal. **Erroll Thompson** added eight tackles, while **Willie Gay Jr.** finished with five tackles, 0.5 for loss and one fumble recovery. The Bulldogs scored on eight of their 11 drives on the day.

Mississippi State	14	24	7	9	- 54
Arkansas	0	10	7	7	- 24

1st	12:11	MSU	Kylin Hill 4 yd run (Jace Christmann kick)
	05:31	MSU	Osirus Mitchell 33 yd pass from Tommy Stevens (Jace Christmann kick)
2nd	14:04	MSU	Jace Christmann 26 yd field goal
	10:24	AR	Rakeem Boyd 52 yd run (Connor Limpert kick)
	07:55	MSU	Kylin Hill 2 yd run (Jace Christmann kick)
	05:00	AR	Connor Limpert 40 yd field goal
	02:42	MSU	Kylin Hill 1 yd run (Jace Christmann kick)
	01:59	MSU	Marcus Murphy 32 yd interception return (Jace Christmann kick)
3rd	10:33	MSU	Farrod Green 3 yd pass from Tommy Stevens (Jace Christmann kick)
	04:03	AR	Mike Woods 11 yd pass from John Stephen Jones (Connor Limpert kick)
4th	11:40	MSU	Jace Christmann 46 yd field goal
	09:47	AR	KJ Jefferson 5 yd run (Connor Limpert kick)
	08:22	MSU	Nick Gibson 47 yd run (Kody Schexnayder rush failed)

Team Stats

	MSU	AR
FIRST DOWNS	27	10
Rushing	19	6
Passing	7	3
Penalty	1	1
NET YARDS RUSHING	460	184
Rushing Attempts	57	25
Average Per Rush	8.1	7.4
NET YARDS PASSING	180	101
Completions-Attempts-Int	13-19-0	9-24-1
Average Per Attempt	9.5	4.2
Average Per Completion	13.8	11.2
TTOTAL OFFENSE YARDS	640	285
Total Offense Plays	76	49
Average Gain Per Play	8.4	5.8
Fumbles: Number-Lost	1-1	3-1
Penalties: Number-Yards	3-23	2-10
PUNTS-YARDS	2-86	6-262
KICKOFFS-YARDS	10-558	5-293
Punt returns: Number-Yards-TD	1-0-0	1--1-0
Kickoff returns: Number-Yds-TD	2-27-0	8-154-0
Interceptions: Number-Yds-TD	1-32-1	0-0-0
Fumble Returns: Number-Yds-TD	0-0-0	0-0-0
Possession Time	40:09	19:51
Third-Down Conversions	8 of 13	2 of 12
Fourth-Down Conversions	1 of 1	1 of 1
Red-Zone Scores-Chances	5-6	2-2
Sacks By: Number-Yards	0-0	0-0
PAT Kicks	6-6	3-3
Field Goals	2-2	1-1
Points Off Turnovers	7	3

GAME 10

#5/4/4 Alabama Mississippi State

38
7

Nov. 16, 2019
Davis Wade Stadium
Starkville, Miss.
57,607

Mississippi State

RUSHING	Att.	Gain	Lost	Net	TD	Long	Avg.
Tommy Stevens	10	108	12	96	0	46	9.6
Nick Gibson	9	56	0	56	0	20	6.2
Kylin Hill	16	41	6	35	1	7	2.2
Isaiah Zuber	1	2	0	2	0	2	2.0
Garrett Shrader	1	0	1	(-1)	0	0	(-1.0)

PASSING	Com	Att	Int	Yds	TD	Long	Sacks
Tommy Stevens	12	21	1	82	0	30	1

RECEIVING	No.	Yds.	TD	Long
Kylin Hill	3	21	0	19
Stephen Guidry	3	18	0	10
Dedrick Thomas	2	6	0	5
Nick Gibson	2	4	0	5
Farrod Green	1	30	0	30
Lee Witherspoon	1	3	0	3

PUNTING	No.	Yds.	Avg.	Long	I20	TB
Tucker Day	5	197	39.4	48	1	0

FIELD GOALS	Att.	Made	Long	KICKS
--	--	--	--	--

ALL RETURNS	Punts			Kickoffs			Intercepted		
	No.	Yds.	Lg.	No.	Yds.	Lg.	No.	Yds.	Lg.
Dedrick Thomas	1	0	0	1	1	1	0	0	0

Alabama

RUSHING	Att.	Gain	Lost	Net	TD	Long	Avg.
Najee Harris	17	92	4	88	3	20	5.2
Brian Robinson Jr.	8	56	0	56	0	20	7.0
Tyrell Shavers	1	14	0	14	0	14	14.0
Keilan Robinson	3	10	0	10	0	9	3.3
Tua Tagovailoa	2	0	8	(-8)	0	0	(-4.0)

PASSING	Com	Att	Int	Yds	TD	Long	Sacks
Tua Tagovailoa	14	18	0	256	2	37	1
Mac Jones	7	11	0	94	0	26	0

RECEIVING	No.	Yds.	TD	Long
Jerry Jeudy	7	114	0	37
DeVonta Smith	6	92	0	34
Najee Harris	3	51	1	23
Henry Ruggs III	3	39	0	26
Jaylen Waddle	1	35	1	35
Jahleel Billingsley	1	19	0	19

PUNTING	No.	Yds.	Avg.	Long	I20	TB
Ty Perine	2	79	39.5	42	1	0

FIELD GOALS	Att.	Made	Long	KICKS
Joseph Bulovas	1	1	22	made 22

ALL RETURNS	Punts			Kickoffs			Intercepted		
	No.	Yds.	Lg.	No.	Yds.	Lg.	No.	Yds.	Lg.
Jaylen Waddle	2	28	26	0	0	0	0	0	0
Shane Lee	0	0	0	0	0	0	1	10	10

No. 4 Alabama Uses Big First Half To Beat MSU, 38-7

Fourth-ranked Alabama scored a pair of touchdowns in the first three minutes of the game to take control en route to dealing MSU a 38-7 setback in Davis Wade Stadium. On the first series, the Tide converted a big third down play for a 37-yard gain to Jerry Jeudy and scored two plays later. Then, Bulldog starting quarterback **Tommy Stevens** was intercepted on MSU's first play from scrimmage. On the ensuing play, the Tide completed a 19-yard touchdown pass. The Bulldogs had their best drive of the day on their second possession. Stevens provided a 27-yard rush and then found **Kylin Hill** for a 19-yard pass down to the Alabama 3. Three plays later, Hill capped an eight-play, 75-yard drive on a 1-yard rushing score that made it a seven point deficit, 14-7. The Tide responded with 24 unanswered and led 35-7 at the break. The only points of the second half came on a 22-yard field goal with 7:28 remaining in the third quarter. **Erroll Thompson** was State's leading tackler with nine on the day, including 0.5 sacks, 1.0 tackle for loss and one quarterback hurry. **Tyler Williams** added eight tackles and forced a fumble, while **Marquiss Spencer** racked up 1.5 tackles for loss and one quarterback hurry. Stevens finished with 178 yards of total offense, including 96 yards rushing.

Alabama	21	14	3	0	- 38
Mississippi State	7	0	0	0	- 7

1st	13:08	UA	Najee Harris 10 yd run (Joseph Bulovas kick)
	12:54	UA	Najee Harris 19 yd pass from Tua Tagovailoa (Joseph Bulovas kick)
	08:37	MSU	Kylin Hill 1 yd run (Jace Christmann kick)
	03:22	UA	Najee Harris 5 yd run (Joseph Bulovas kick)
2nd	14:15	UA	Jaylen Waddle 35 yd pass from Tua Tagovailoa (Joseph Bulovas kick)
	06:08	UA	Najee Harris 5 yd run (Joseph Bulovas kick)
3rd	07:28	UA	Joseph Bulovas 22 yd field goal

Team Stats

	UA	MSU
FIRST DOWNS	24	11
Rushing	8	5
Passing	13	4
Penalty	3	2
NET YARDS RUSHING	160	188
Rushing Attempts	31	37
Average Per Rush	5.2	5.1
NET YARDS PASSING	350	82
Completions-Attempts-Int	21-29-0	12-21-1
Average Per Attempt	12.1	3.9
Average Per Completion	16.7	6.8
TOTAL OFFENSE YARDS	510	270
Total Offense Plays	60	58
Average Gain Per Play	8.5	4.7
Fumbles: Number-Lost	1-0	0-0
Penalties: Number-Yards	7-86	5-37
PUNTS-YARDS	2-79	5-197
KICKOFFS-YARDS	7-290	2-60
Punt returns: Number-Yards-TD	2-28-0	1-0-0
Kickoff returns: Number-Yds-TD	0-0-0	1-1-0
Interceptions: Number-Yds-TD	1-10-0	0-0-0
Fumble Returns: Number-Yds-TD	0-0-0	0-0-0
Miscellaneous Yards	0	0
Possession Time	27:57	32:03
Third-Down Conversions	6 of 10	3 of 12
Fourth-Down Conversions	0 of 1	1 of 4
Red-Zone Scores-Chances	5-5	1-2
Sacks By: Number-Yards	1-8	1-8
PAT Kicks	5-5	1-1
Field Goals	1-1	0-0
Points Off Turnovers	7	0

GAME 11

Abilene Christian Mississippi State

7
45

Nov. 23, 2019
Davis Wade Stadium
Starkville, Miss.
54,638

Abilene Christian

RUSHING	Att.	Gain	Lost	Net	TD	Long	Avg.
Sema'J Davis	9	33	2	31	0	10	3.4
Tyrese White	5	28	0	28	0	13	5.6
Kobe Clark	4	16	4	12	0	10	3.0
Tracy James	3	5	0	5	0	3	1.7
TEAM	1	0	2	(-2)	0	0	-2.0
Luke Anthony	6	7	53	(-46)	0	4	-7.7
Tanner Parker	0	(-1)	0	(-1)	0	0	0.0

PASSING	Com	Att	Int	Yds	TD	Long	Sacks
Luke Anthony	25	38	1	255	1	52	4
Sema'J Davis	0	3	1	0	0	0	0
Tracy James	0	1	0	0	0	0	0

RECEIVING	No.	Yds.	TD	Long
Kobe Clark	11	56	0	17
Tracy James	5	34	1	21
Branden Hohenstein	4	115	0	52
Josh Fink	3	40	0	18
Justus Lee	2	10	0	6

PUNTING	No.	Yds.	Avg.	Long	I20	TB
Simon Laryea	6	208	34.7	46	2	0

FIELD GOALS	Att.	Made	Long	KICKS
--	--	--	--	--

ALL RETURNS	Punts			Kickoffs			Intercepted		
	No.	Yds.	Lg.	No.	Yds.	Lg.	No.	Yds.	Lg.
Justus Lee	0	0	0	1	9	9	0	0	0
Ryan Stapp	0	0	0	3	70	30	0	0	0

Mississippi State

RUSHING	Att.	Gain	Lost	Net	TD	Long	Avg.
Kylin Hill	16	157	4	153	0	22	9.6
Tommy Stevens	7	93	5	88	1	30	12.6
Garrett Shrader	8	65	0	65	1	16	8.1
Nick Gibson	8	53	0	53	1	13	6.6
Lee Witherspoon	1	13	0	13	0	13	13.0

PASSING	Com	Att	Int	Yds	TD	Long	Sacks
Tommy Stevens	13	27	0	165	2	88	1
Garrett Shrader	3	3	0	40	1	34	0

RECEIVING	No.	Yds.	TD	Long
Kylin Hill	3	84	1	88
Farrod Green	3	30	0	13
Dedrick Thomas	3	28	1	16
Dontea Jones	2	9	0	5
Austin Williams	2	6	1	6
JaVonta Payton	1	34	0	34
Stephen Guidry	1	8	0	8
Osirus Mitchell	1	6	0	6

PUNTING	No.	Yds.	Avg.	Long	I20	TB
Tucker Day	3	101	33.7	45	2	0

FIELD GOALS	Att.	Made	Long	KICKS
Jace Christmann	1	1	40	made 40

ALL RETURNS	Punts			Kickoffs			Intercepted		
	No.	Yds.	Lg.	No.	Yds.	Lg.	No.	Yds.	Lg.
Dedrick Thomas	1	(-6)	0	1	25	25	0	0	0
Jaquarius Landrews	0	0	0	0	0	0	1	13	13
Brian Cole II	0	0	0	1	16	16	0	0	0
Fred Peters	0	0	0	0	0	0	1	6	6

State Dominates Abilene Christian on Homecoming, 45-7

Kylin Hill racked up 237 all-purpose yards, including a career-long 88-yard touchdown reception from **Tommy Stevens**, as State bested Abilene Christian on a cold Homecoming night by a score of 45-7. It was the first meeting between the two teams as the Bulldogs won their 15th straight over an FCS opponent. Hill went over the 100-yard mark for the seventh time, averaging 9.6 yards per carry and finishing with 153 yards on the ground. Stevens fired a pair of touchdown passes in the second quarter to give MSU a 21-0 advantage. He found **Dedrick Thomas** for an 11-yard score that capped a 10-play, 75-yard drive before connecting with Hill over the middle for the third-longest passing play in school history. Stevens then got into the scoring act himself with a 30-yard touchdown run, finishing off a 90-yard drive with 8:39 to go in the third quarter. MSU added a pair of touchdowns in the final five minutes, including a 10-yard run from backup quarterback **Garrett Shrader**. A pair of freshmen making their first starts made an impact. Safety **Shawn Preston Jr.** collected a team-high eight tackles, while **Nathan Pickering** notched 2.5 tackles for loss and one sack. MSU finished with 10 tackles for loss on the day. **Fred Peters** made his first interception, forced a fumble, had two tackles for loss and one sack.

Abilene Christian	0	7	0	0	- 7
Mississippi State	7	14	7	17	- 45

1st	05:13	MS	Nick Gibson 4 yd run (Jace Christmann kick)
2nd	12:00	MS	Dedrick Thomas 11 yd pass from Tommy Stevens (Jace Christmann kick)
	10:13	MS	Kylin Hill 88 yd pass from Tommy Stevens (Jace Christmann kick)
	02:07	ACU	Tracy James 4 yd pass from Luke Anthony (Blair Zepeda kick)
3rd	08:39	MS	Tommy Stevens 30 yd run (Jace Christmann kick)
4th	13:11	MS	Jace Christmann 40 yd field goal
	05:16	MS	Austin Williams 6 yd pass from Garrett Shrader (Jace Christmann kick)
	02:48	MS	Garrett Shrader 10 yd run (Jace Christmann kick)

Team Stats

	ACU	MSU
FIRST DOWNS	18	26
Rushing	6	18
Passing	11	7
Penalty	1	1
NET YARDS RUSHING	27	372
Rushing Attempts	28	40
Average Per Rush	1.0	9.3
NET YARDS PASSING	255	205
Completions-Attempts-Int	25-42-2	16-30-0
Average Per Attempt	6.1	6.8
Average Per Completion	10.2	12.8
TOTAL OFFENSE YARDS	282	577
Total Offense Plays	70	70
Average Gain Per Play	4.0	8.2
Fumbles: Number-Lost	2-0	1-0
Penalties: Number-Yards	5-25	7-60
PUNTS-YARDS	6-208	3-101
KICKOFFS-YARDS	2-118	8-439
Punt returns: Number-Yards-TD	0-0-0	1-(-6)-0
Kickoff returns: Number-Yds-TD	4-79-0	2-41-0
Interceptions: Number-Yds-TD	0-0-0	2-19-0
Fumble Returns: Number-Yds-TD	0-0-0	0-0-0
Possession Time	33:06	26:54
Third-Down Conversions	5 of 15	7 of 12
Fourth-Down Conversions	3 of 4	0 of 1
Red-Zone Scores-Chances	1-3	4-4
Sacks By: Number-Yards	1-5	4-51
PAT Kicks	1-1	6-6
Field Goals	0-0	1-1
Points Off Turnovers	0	7

GAME 12

Ole Miss Mississippi State

20
21

Nov. 28, 2019
Davis Wade Stadium
Starkville, Miss.
57,529

Ole Miss

RUSHING	Att.	Gain	Lost	Net	TD	Long	Avg.
Jerrion Ealy	15	82	0	82	1	14	5.5
John Rhys Plumlee	18	56	22	34	1	12	1.9
Snoop Conner	11	34	3	31	0	14	2.8
Matt Corral	3	1	9	(-8)	0	1	(-2.7)

PASSING	Com	Att	Int	Yds	TD	Long	Sacks
John Rhys Plumlee	9	14	0	121	0	31	3
Matt Corral	6	12	1	124	1	57	1

RECEIVING	No.	Yds.	TD	Long
Elijah Moore	3	35	1	27
Jerrion Ealy	3	32	0	19
Dannis Jackson	3	25	0	12
Braylon Sanders	2	88	0	57
Dontario Drummond	2	50	0	38
Jonathan Mingo	2	15	0	9

PUNTING	No.	Yds.	Avg.	Long	I20	TB
Mac Brown	5	222	44.4	50	1	1

FIELD GOALS	Att.	Made	Long	KICKS
--	--	--	--	--

ALL RETURNS	Punts			Kickoffs			Intercepted		
	No.	Yds.	Lg.	No.	Yds.	Lg.	No.	Yds.	Lg.
Elijah Moore	3	12	8	0	0	0	0	0	0
Tylan Knight	0	0	0	3	41	17	0	0	0

Mississippi State

RUSHING	Att.	Gain	Lost	Net	TD	Long	Avg.
Kylin Hill	27	137	5	132	0	28	4.9
Nick Gibson	3	57	0	57	1	30	19.0
Garrett Shrader	12	36	17	19	2	16	1.6
Tucker Day	1	4	0	4	0	4	4.0
TEAM	1	0	2	(-2)	0	0	(-2.0)

PASSING	Com	Att	Int	Yds	TD	Long	Sacks
Garrett Shrader	10	14	0	108	0	23	3

RECEIVING	No.	Yds.	TD	Long
Dedrick Thomas	4	49	0	20
Farrod Green	1	23	0	23
JaVonta Payton	1	11	0	11
Austin Williams	1	9	0	9
Keytaon Thompson	1	8	0	8
Stephen Guidry	1	7	0	7
Kylin Hill	1	1	0	1

PUNTING	No.	Yds.	Avg.	Long	I20	TB
Tucker Day	5	218	43.6	51	2	0

FIELD GOALS	Att.	Made	Long	KICKS
--	--	--	--	--

ALL RETURNS	Punts			Kickoffs			Intercepted		
	No.	Yds.	Lg.	No.	Yds.	Lg.	No.	Yds.	Lg.
Marcus Murphy	0	0	0	0	0	0	1	6	6
Brian Cole II	0	0	0	2	44	27	0	0	0

Wild Thanksgiving Finish Gives MSU Golden Egg, Bowl Berth, 21-20

Ole Miss' Elijah Moore scored on a 2-yard touchdown pass with 0:04 remaining, but following an excessive celebration penalty the extra-point attempt missed wide right as MSU survived one of the wildest Egg Bowls in history by a score of 21-20 in primetime on Thanksgiving night. The victory was MSU's second straight over its rival and third in four tries, securing a school-record 10th consecutive bowl berth. **Kylin Hill** rushed for 132 yards, and freshman quarterback **Garrett Shrader** accumulated 127 yards and two touchdowns in his first start since October 26. The Bulldogs took control early as **Nick Gibson** finished off a 72-yard drive with a 27-yard score down the far sideline in the first quarter. Early in the second quarter, Hill moved the Bulldogs down the field on five consecutive rushes, while Shrader did the rest on a 1-yard plunge that capped a 7:45 drive, representing MSU's longest scoring drive of the year. Ole Miss responded with 14 straight to tie it at the half. The Bulldog defense came up huge in the third quarter. **Chauncey Rivers** sacked John Rhys Plumlee, who fumbled the ball. **Willie Gay Jr.** recovered it and returned it 17 yards with 6:54 remaining in the period. Shrader then delivered a huge fourth down play on the ensuing drive, finding **Dedrick Thomas** on a 20-yard strike down to the Ole Miss 13-yard line. Three plays later, Shrader burst through the middle for the game-winning 5-yard score. Ole Miss had one last chance with 2:06 remaining in the fourth. They made it interesting, converting a fourth-and-24 with a 54-yard pass play before the wild sequence of events that unfolded in the final seconds. **Erroll Thompson** led all tacklers with 11 along with one forced fumble. Rivers accumulated 1.5 sacks, and the Bulldogs finished with four sacks and nine tackles for loss on the day. **Marcus Murphy** had a huge game in his second start of the year, collecting eight tackles and an interception that thwarted a potential game-tying drive.

Ole Miss	0	14	0	6	- 20
Mississippi State	7	7	7	0	- 21

1st	06:42	MS	Nick Gibson 27 yd run (Jace Christmann kick)
2nd	11:22	MS	Garrett Shrader 1 yd run (Jace Christmann kick)
	06:15	OM	John Rhys Plumlee 2 yd run (Luke Logan kick)
	00:34	OM	Jerrion Ealy 5 yd run (Luke Logan kick)
3rd	03:24	MS	Garrett Shrader 5 yd run (Jace Christmann kick)
4th	00:04	OM	Elijah Moore 2 yd pass from Matt Corral (Luke Logan kick failed)

Team Stats

	OM	MSU
FIRST DOWNS	23	15
Rushing	10	11
Passing	10	4
Penalty	3	0
NET YARDS RUSHING	139	210
Rushing Attempts	47	44
Average Per Rush	3.0	4.8
NET YARDS PASSING	245	108
Completions-Attempts-Int	15-26-1	10-14-0
Average Per Attempt	9.4	7.7
Average Per Completion	16.3	10.8
TOTAL OFFENSE YARDS	384	318
Total Offense Plays	73	58
Average Gain Per Play	5.3	5.5
Fumbles: Number-Lost	3-2	2-1
Penalties: Number-Yards	5-34	5-41
PUNTS-YARDS	5-222	5-218
KICKOFFS-YARDS	3-157	4-249
Punt returns: Number-Yards-TD	3-12-0	0-0-0
Kickoff returns: Number-Yds-TD	3-41-0	2-44-0
Interceptions: Number-Yds-TD	0-0-0	1-6-0
Fumble Returns: Number-Yds-TD	0-0-0	1-20-0
Possession Time	28:41	31:19
Third-Down Conversions	5 of 14	4 of 12
Fourth-Down Conversions	2 of 2	1 of 2
Red-Zone Scores-Chances	3-4	2-2
Sacks By: Number-Yards	3-12	4-22
PAT Kicks	2-3	3-3
Field Goals	0-0	0-0
Points Off Turnovers	0	7



GAME 13

Mississippi State
Louisville28
38Dec. 30, 2019
Nissan Stadium
Nashville, Tenn.
46,850

Mississippi State

RUSHING	Att.	Gain	Lost	Net	TD	Long	Avg.
Tommy Stevens	17	107	36	71	1	24	4.2
Nick Gibson	8	55	1	54	1	19	6.8
Lee Witherspoon	4	18	1	17	0	11	4.2
Kylin Hill	7	13	10	3	0	6	0.4

PASSING	Com	Att	Int	Yds	TD	Long	Sacks
Tommy Stevens	17	26	221	2	0	27	4

RECEIVING	No.	Yds.	TD	Long
Stephen Guidry	6	76	1	20
Farrod Green	3	23	0	16
Osirus Mitchell	2	47	1	24
JaVonta Payton	2	39	0	27
Geor'quarius Spivey	1	13	0	13
Dedrick Thomas	1	11	0	11
Nick Gibson	1	6	0	6
Kylin Hill	1	6	0	6

PUNTING	No.	Yds.	Avg.	Long	I20	TB
Tucker Day	5	215	43.0	56	1	0

FIELD GOALS	Att.	Made	Long	KICKS
-	-	-	-	-

ALL RETURNS	Punts			Kickoffs			Intercepted		
	No.	Yds.	Lg.	No.	Yds.	Lg.	No.	Yds.	Lg.
JaVonta Payton	0	0	0	1	26	24	0	0	0
Isaiah Zuber	0	0	0	3	18	10	0	0	0

Louisville

RUSHING	Att.	Gain	Lost	Net	TD	Long	Avg.
Javian Hawkins	23	117	12	105	1	24	4.6
Micale Cunningham	16	98	17	81	0	23	5.1
Tutu Atwell	1	9	0	9	0	9	9.0
Hassan Hall	3	6	2	4	0	6	1.3
TEAM	1	0	1	(-1)	0	0	(-1.0)

PASSING	Com	Att	Int	Yds	TD	Long	Sacks
Micale Cunningham	16	23	0	279	2	29	4
Tutu Atwell	1	2	0	33	1	33	0

RECEIVING	No.	Yds.	TD	Long
Tutu Atwell	9	147	0	25
Marshon Ford	3	53	2	33
Dez Fitzpatrick	2	37	0	18
Justin Marshall	1	29	0	29
Devante Peete	1	24	1	24
Jordan Davis	1	22	0	22

PUNTING	No.	Yds.	Avg.	Long	I20	TB
Mason King	3	133	44.3	53	1	1

FIELD GOALS	Att.	Made	Long	KICKS
Ryan Chalifoux	2	1	31	31 made; 34 missed

ALL RETURNS	Punts			Kickoffs			Intercepted		
	No.	Yds.	Lg.	No.	Yds.	Lg.	No.	Yds.	Lg.
Rodjay Burns	1	0	0	0	0	0	0	0	0
Hassan Hall	0	0	0	3	65	25	0	0	0

State Drops 38-28 Decision To Louisville In Music City Bowl

Mississippi State dropped a 38-28 decision to Louisville in the Music City Bowl. **Tommy Stevens**, in his final game as a Bulldog, led Mississippi State's offensive attack, registering 221 yards through the air and 71 on the ground. **Stephen Guidry** was the Bulldogs' leading receiver, notching 76 yards on six receptions as he accounted for one touchdown. **Willie Gay Jr.** paced the Bulldog defense with a career-high 11 total tackles, all of which were solo. Gay Jr. forced a fumble that was recovered by Washington, for the first fumble recovery of his career. Gay Jr. has recorded an interception, forced fumble or fumble recovery in seven of his last nine games. With Washington's takeaway, State has collected at least one takeaway in 26 of their last 29 games and has compiled 51 over the stretch. State raced out to a 14-0 lead at the 10:19 mark in the second quarter after a pair of rushing touchdowns by seniors Stevens and **Nick Gibson**. Louisville found the end zone four times and added a field goal for 31 straight points in the second, third and fourth quarters to gain a 31-14 advantage with 13:52 remaining in the contest. Stevens led the Bulldogs on a 75-yard march to the end zone, highlighted by a 23-yard pass to **Osirus Mitchell** and receptions by **Farrod Green** and **Geor'quarius Spivey** that resulted in 20 yards each. The drive culminated with an 18-yard pass to Guidry to cut the Cardinals' lead to 31-21 at the 10:25 mark. Louisville extended their lead to 17 as Javian Hawkins capped off a six-play 1:47 drive with a 5-yard rush into the end zone. Stevens scampered 22 yards before connecting on a 20-yard pass to Guidry and 16-yard pass to Green to land at Louisville's 35-yard line. Three plays later, Stevens found Mitchell from 24 yards out to bring the Bulldogs to a final margin of 38-28.

Mississippi State	7	7	0	14	- 28
Louisville	0	10	14	14	- 38

1st	04:48	MS	Tommy Stevens 3 yd run (Jace Christmann kick)
2nd	10:19	MS	Nick Gibson 3 yd run (Jace Christmann kick)
	07:57	UL	Marshon Ford 33 yd pass from Tutu Atwell (Ryan Chalifoux kick)
	00:00	UL	Ryan Chalifoux 31 yd field goal
3rd	05:01	UL	Devante Peete 24 yd pass from Micale Cunningham (Ryan Chalifoux kick)
	02:51	UL	Khane Pass 31 yd fumble recovery (Ryan Chalifoux kick)
4th	13:52	UL	Marshon Ford 8 yd pass from Micale Cunningham (Ryan Chalifoux kick)
	10:25	MS	Stephen Guidry 18 yd pass from Tommy Stevens (Jace Christmann kick)
	02:13	UL	Javian Hawkins 5 yd run (Ryan Chalifoux kick)
	00:27	MS	Osirus Mitchell 24 yd pass from Tommy Stevens (Jace Christmann kick)

Team Stats

	MSU	UL
FIRST DOWNS	24	23
Rushing	9	9
Passing	12	13
Penalty	3	1
NET YARDS RUSHING	145	198
Rushing Attempts	36	44
Average Per Rush	4.0	4.5
NET YARDS PASSING	221	312
Completions-Attempts-Int	17-26-0	17-25-0
Average Per Attempt	8.5	12.5
Average Per Completion	13.0	18.4
TOTAL OFFENSE YARDS	366	510
Total Offense Plays	62	69
Average Gain Per Play	5.9	7.4
Fumbles: Number-Lost	4-2	1-1
Penalties: Number-Yards	2-20	6-50
PUNTS-YARDS	5-215	3-133
KICKOFFS-YARDS	4-242	6-337
Punt returns: Number-Yards-TD	0-0-0	1-0-0
Kickoff returns: Number-Yards-TD	4-44-0	3-65-0
Interception returns: Number-Yards-TD	0-0-0	0-0-0
Fumble returns: Number-Yards-TD	0-0-0	1-31-1
Possession Time	28:26	31:34
Third-Down Conversions	4 of 11	6 of 11
Fourth-Down Conversions	0 of 1	0 of 1
Red-Zone Scores-Chances	3-3	3-4
Sacks By: Number-Yards	4-15	4-35
PAT Kicks	4-4	5-5
Field Goals	0-0	1-2
Points Off Turnovers	7	7

**1895 (0-2)**

0-0 H • 0-2 A • 0-0 N		W.M. Matthews	
11/16	at Union	0-21	L
12/7	at Memphis Athletic Club	0-16	L

1896 (0-4)

0-1 H • 0-3 A • 0-0 N		J.B. Hildebrand	
10/10	UNION	0-8	L
10/24	at Alabama	0-20	L
11/20	at LSU [Fri.]	0-52	L
11/21	at New Orleans Athletic Club	0-55	L

1901 (2-2-1)

1-0 H • 1-2-1 A • 0-0 N		L.B. Harvey	
10/26	at Christian Brothers	0-0	T
10/28	OLE MISS [Mon.]	17-0	W
11/2	at Meridian Athletic Club	11-5	W
11/19	at Tulane [Tue.]	6-24	L
11/26	at Alabama [Tue.]	0-45	L

1902 (1-4-1)

0-3 H • 1-1-1 A • 0-0 N		L. Gwinn	
10/17	CUMBERLAND [Fri.]	6-15	L
10/25	OLE MISS	0-21	L
11/1	at Tulane	11-11	T
11/8	at Alabama	0-27	L
11/15	at Samford	26-0	W
11/27	LSU [Thu.]	0-6	L

1903 (3-0-2)

1-0 H • 1-0-2 A • 1-0 N		Dan Martin	
10/16	vs. Alabama (at Columbus) [Fri.]	11-0	W
10/24	at Meridian Athletic Club	43-0	W
11/7	LSU	11-0	W
11/14	at Ole Miss	6-6	T
12/5	at Tulane	0-0	T

1904 (2-5)

2-1 H • 0-1 A • 0-3 N		Dan Martin	
10/1	vs. Vanderbilt (at Columbus)	0-30	L
10/15	vs. Alabama (at Columbus)	0-6	L
10/22	vs. Ole Miss (at Columbus)	5-17	L
10/29	at Tulane	0-10	L
11/11	TENNESSEE MEDICAL COLLEGE [Fri.]	59-0	W
11/18	CUMBERLAND [Fri.]	5-27	L
11/25	LOUISIANA TECH [Fri.]	32-5	W

1905 (3-4)

1-1 H • 1-2 A • 1-1 N		Dan Martin	
10/14	at Alabama	0-34	L
10/20	at Marion [Ala.] Military Institute [Fri.]	38-0	W
10/27	vs. Auburn (at Columbus) [Fri.]	0-18	L
11/11	SAMFORD	44-0	W
11/18	CUMBERLAND	5-27	L
11/30	vs. Ole Miss (at Jackson) [Thu.]	11-0	W
12/2	at LSU	0-15	L

1906 (2-2-1)

2-1 H • 0-0 A • 0-1-1 N		Dan Martin	
9/29	SAMFORD	30-0	W
10/13	MARION [Ala.] MILITARY INSTITUTE	62-0	W
10/26	vs. LSU (at Columbus) [Fri.]	0-0	T
11/3	ALABAMA	4-16	L
11/25	vs. Ole Miss (at Jackson) [Sun.]	5-29	L

1907 (6-3)

3-0 H • 1-2 A • 2-1 N		Fred Furman	
10/2	RHODES [Wed.]	7-0	W
10/10	at Sewanee [Thu.]	0-38	L
10/12	at Samford	12-5	W
10/19	UNION	80-0	W
10/24	vs. Mercer (at Columbus) [Thu.]	75-0	W
10/30	DRURY COLLEGE [Wed.]	6-0	W
11/9	at LSU	11-23	L
11/16	vs. Tennessee (at Memphis)	4-11	L
11/28	vs. Ole Miss (at Jackson) [Thu.]	15-0	W

1908 (3-4)

2-0 H • 0-3 A • 1-1 N		Fred Furman	
10/10	LOUISIANA TECH	47-0	W
10/17	at Georgia Tech	0-23	L
10/23	vs. Louisiana Lafayette (at Columbus) [Fri.]	5-6	L
10/31	TRANSLYLVANIA	12-5	W
11/7	at LSU	0-50	L
11/14	at Tulane	0-23	L
11/20	vs. Ole Miss (at Jackson) [Fri.]	44-6	W

1909 (5-4)

3-0 H • 0-3 A • 2-1 N		W.D. Chadwick	
10/2	BIRMINGHAM-SOUTHERN	21-0	W
10/9	CUMBERLAND	34-6	W
10/16	at LSU	0-15	L
10/22	vs. Rhodes (at Columbus) [Fri.]	31-0	W
10/30	at Tulane	0-2	L
11/2	vs. Union (at Columbus) [Tue.]	25-0	W
11/8	at Samford [Mon.]	0-6	L
11/13	CHATTANOOGA	37-6	W
11/25	vs. Ole Miss (at Jackson) [Thu.]	5-9	L

1910 (7-2)

5-0 H • 1-1 A • 1-1 N		W.D. Chadwick	
10/1	MISSISSIPPI COLLEGE	24-0	W
10/8	at Auburn	0-6	L
10/15	MEMPHIS UNIVERSITY SCHOOL	6-0	W
10/21	vs. LSU (at Columbus) [Fri.]	3-0	W
10/31	TENNESSEE [Mon.]	48-0	W
11/5	at Tulane	10-0	W
11/12	BIRMINGHAM-SOUTHERN	46-0	W
11/18	SAMFORD [Fri.]	82-0	W
11/24	vs. Ole Miss (at Jackson) [Thu.]	0-30	L

1911 (7-2-1)

4-1 H • 1-0 A • 2-1-1 N		W.D. Chadwick	
9/29	MISSISSIPPI COLLEGE [Fri.]	27-6	W
10/7	RHODES	30-0	W
10/14	SAMFORD [Fri.]	48-0	W
10/20	vs. Alabama (at Columbus) [Fri.]	6-6	T
10/27	vs. Auburn (at Birmingham) [Fri.]	5-11	L
11/3	BIRMINGHAM-SOUTHERN [Fri.]	62-0	W
11/11	vs. LSU (at Gulfport)	6-0	W
11/20	TULANE [Mon.]	4-5	L
11/30	vs. Ole Miss (at Jackson) [Thu.]	6-0	W
1/1	at Havana [Cuba] Athletic Club [Mon.]	12-0	W

1912 (4-3)

2-0 H • 1-1 A • 1-2 N		W.D. Chadwick	
10/4	MISSISSIPPI COLLEGE [Fri.]	19-0	W
10/12	TENNESSEE MEDICAL COLLEGE	32-0	W
10/18	vs. Alabama (at Aberdeen) [Fri.]	7-0	W
10/26	vs. Auburn (at Birmingham, Ala.)	0-7	L
11/2	at LSU	7-0	W
11/9	at Tulane	24-27	L
11/28	vs. Texas A&M (at Houston) [Thu.]	7-41	L

1913 (6-1-1)

3-0-1 H • 1-0 A • 2-1 N		W.D. Chadwick	
10/4	SAMFORD	66-0	W
10/10	MISSISSIPPI COLLEGE [Fri.]	1-0	W
10/17	vs. Transylvania (at Columbus) [Fri.]	31-0	W
10/25	vs. Auburn (at Birmingham)	0-34	L
11/1	at Texas A&M	6-0	W
11/8	TULANE	32-0	W
11/15	LSU	0-0	T
11/27	vs. Alabama (at Birmingham) [Thu.]	7-0	W

1914 (6-2)

3-0 H • 1-1 A • 2-1 N		E.C. Hayes	
10/3	MARION [Ala.] MILITARY INSTITUTE	54-0	W
10/10	CUMBERLAND	77-0	W
10/17	at Kentucky	13-19	L
10/24	vs. Auburn (at Birmingham)	0-19	L
10/31	at Georgia	9-0	W
11/7	MERCER	66-0	W
11/14	vs. Tulane (at Jackson)	61-0	W
11/26	vs. Alabama (at Birmingham) [Thu.]	9-0	W

1915 (5-2-1)

1-0-1 H • 1-1 A • 3-1 N		E.C. Hayes	
10/2	vs. Mississippi College (at Jackson)	12-0	W
10/9	TRANSLYLVANIA	0-0	T
10/16	KENTUCKY	12-0	W
10/23	vs. Auburn (at Birmingham)	0-26	L
10/30	at LSU	0-10	L
11/6	vs. Ole Miss (at Tupelo)	65-0	W
11/13	at Tennessee	14-0	W
11/25	vs. Texas A&M (at Dallas) [Thu.]	7-0	W

1916 (4-4-1)

1-1 H • 1-1-1 A • 2-2 N		E.C. Hayes	
10/6	vs. Mississippi College (at Aberdeen) [Fri.]	6-13	L
10/14	at Chattanooga	33-0	W
10/21	TRANSLYLVANIA	13-0	W
10/27	vs. Auburn (at Birmingham) [Fri.]	3-7	L
11/3	vs. Ole Miss (at Tupelo) [Fri.]	36-0	W
11/11	LSU	3-13	L
11/18	at Kentucky	3-13	L
11/20	at Maryville College [Mon.]	7-7	T
11/30	vs. Arkansas (at Memphis) [Thu.]	20-7	W

1917 (6-1)

3-0 H • 1-0 A • 2-1 N		Sid Robinson	
10/5	MARION [Ala.] MILITARY INSTITUTE [Fri.]	18-6	W
10/13	MISSISSIPPI COLLEGE	68-0	W
10/27	vs. Auburn (at Birmingham)	6-13	L
11/3	vs. Ole Miss (at Tupelo)	41-14	W
11/10	KENTUCKY	14-0	W
11/17	at LSU	9-0	W
11/29	vs. Haskell Institute (at Memphis) [Thu.]	7-6	W

1918 (3-2)

2-2 H • 1-0 A • 0-0 N		Sid Robinson	
11/2	PAYNE FIELD [Miss.]	6-7	L
11/9	CAMP SHELBY [Miss.]	12-0	W
11/16	PARK FIELD [Tenn.]	0-6	L
11/28	OLE MISS [Thu.]	34-0	W
12/7	at Ole Miss	13-0	W

1919 (6-2)

4-0 H • 1-0 A • 1-2 N		Sid Robinson	
10/4	SPRING HILL [Ala.] COLLEGE	12-6	W
10/11	MISSISSIPPI COLLEGE	56-7	W
10/18	at Tennessee	6-0	W
10/25	SAMFORD	39-0	W
11/1	LSU	6-0	W
11/8	vs. Ole Miss (at Clarksdale)	33-0	W
11/15	vs. Auburn (at Birmingham)	0-7	L
11/27	vs. Alabama (at Birmingham) [Thu.]	6-14	L

**1920 (5-3)**

3-0 H • 1-2 A • 1-1 N		Fred Holtkamp
10/2	MISSISSIPPI COLLEGE	27-0 W
10/9	at Indiana	0-24 L
10/16	SOUTHERN MILITARY ACADEMY	33-0 W
10/23	at LSU	12-7 W
10/30	TENNESSEE	13-7 W
11/6	vs. Ole Miss (at Greenwood)	20-0 W
11/13	at Tulane	0-6 L
11/25	vs. Alabama (at Birmingham) [Thu.]	7-24 L

1921 (4-4-1)

2-1 H • 0-2 A • 2-1-1 N		Fred Holtkamp
10/1	BIRMINGHAM-SOUTHERN	20-7 W
10/8	OUACHITA	21-6 W
10/15	vs. Mississippi College (at Jackson)	14-13 W
10/22	at Tulane	0-7 L
10/29	vs. Ole Miss (at Greenwood)	21-0 W
11/5	vs. Tennessee (at Memphis)	7-14 L
11/11	at Texas [Fri.]	7-54 L
11/24	vs. Alabama (at Birmingham) [Thu.]	7-7 T
12/3	LSU	14-17 L

1922 (3-4-2)

1-1-2 H • 1-1 A • 1-2 N		C.R. "Dudy" Noble
10/7	BIRMINGHAM-SOUTHERN	14-0 W
10/14	SAMFORD	0-0 T
10/21	vs. Ole Miss (at Jackson)	19-13 W
10/28	at Tulane	0-26 L
11/4	OUACHITA	7-7 T
11/11	vs. Tennessee (at Memphis)	3-31 L
11/18	at LSU	7-0 W
11/25	DRAKE	6-48 L
11/30	vs. Alabama (at Birmingham) [Thu.]	0-59 L

1923 (5-2-2)

4-0 H • 0-1-1 A • 1-1-1 N		Earl Able
10/6	MILLSAPS COLLEGE	28-6 W
10/13	OUACHITA	6-0 W
10/20	vs. Ole Miss (at Jackson)	13-6 W
10/27	vs. Tennessee (at Memphis)	3-7 L
11/3	at Vanderbilt	0-0 T
11/10	UNION	6-0 W
11/17	at Illinois	0-27 L
11/24	vs. Florida (at Jacksonville)	13-13 T
12/1	LSU	14-7 W

1924 (5-4)

2-1 H • 1-2 A • 2-1 N		Earl Able
10/4	MILLSAPS COLLEGE	28-6 W
10/11	OUACHITA	0-12 L
10/18	vs. Ole Miss (at Jackson)	20-0 W
10/25	vs. Tennessee (at Memphis)	7-2 W
11/1	at Tulane	14-6 W
11/8	at Vanderbilt	0-18 L
11/15	MISSISSIPPI COLLEGE	7-6 W
11/22	vs. Florida (at Montgomery, Ala.)	0-27 L
11/27	at Washington [St. Louis] [Thu.]	6-12 L

1925 (3-4-1)

2-0-1 H • 0-3 A • 1-1 N		Bernie Bierman
10/3	MILLSAPS COLLEGE	34-0 W
10/10	OUACHITA	3-3 T
10/17	at Tulane	3-25 L
10/24	vs. Ole Miss (at Jackson)	6-0 W
10/31	at Alabama	0-6 L
11/7	MISSISSIPPI COLLEGE	46-0 W
11/14	at Tennessee	9-14 L
11/21	vs. Florida (at Tampa)	0-12 L

1926 (5-4)

2-2 H • 2-1 A • 1-1 N		Bernie Bierman
9/25	at Birmingham-Southern	19-7 W
10/2	MISSISSIPPI COLLEGE	41-0 W
10/9	vs. Alabama (at Meridian)	7-26 L
10/16	MILLSAPS COLLEGE	34-0 W
10/23	vs. LSU (at Jackson)	7-6 W
10/30	TENNESSEE	0-33 L
11/6	at Tulane	14-0 W
11/13	at Indiana	6-19 L
11/25	OLE MISS [Thu.]	6-7 L

1927 (5-3)

3-0 H • 1-2 A • 1-1 N		J.W. Hancock
10/1	BIRMINGHAM-SOUTHERN	27-0 W
10/8	LOUISIANA TECH	14-0 W
10/15	at Tulane	13-6 W
10/22	vs. LSU (at Jackson)	7-9 L
10/29	at Alabama	7-13 L
11/12	vs. Auburn (at Birmingham)	7-0 W
11/18	MILLSAPS COLLEGE [Fri.]	6-0 W
11/25	at Ole Miss [Fri.]	12-20 L

1928 (2-4-2)

1-2-1 H • 0-0-1 A • 1-2 N		J.W. Hancock
9/29	OUACHITA	20-6 W
10/6	vs. Tulane (at Jackson)	6-51 L
10/13	ALABAMA	0-46 L
10/21	vs. LSU (at Jackson) [Sun.]	0-31 L
11/3	at Michigan State	6-6 T
11/10	CENTENARY	6-6 T
11/17	vs. Auburn (at Birmingham)	13-0 W
11/29	OLE MISS [Thu.]	19-20 L

1929 (1-5-2)

1-1-1 H • 0-2-1 A • 0-2 N		J.W. Hancock
9/27	HENDERSON-BROWN [Fri.]	0-7 L
10/5	at Georgia Tech	13-27 L
10/12	at Tulane	0-34 L
10/19	vs. LSU (at Jackson)	6-31 L
11/2	MISSISSIPPI COLLEGE	6-0 W
11/9	vs. Michigan State (at Jackson)	19-33 L
11/16	MILLSAPS COLLEGE	0-0 T
11/28	at Ole Miss [Thu.]	7-7 T

1930 (2-7)

0-4 H • 0-2 A • 2-1 N		Chris Cagle
9/27	RHODES	0-14 L
10/4	vs. Mississippi College (at Jackson)	12-13 L
10/11	MILLSAPS COLLEGE	13-19 L
10/18	vs. LSU (at Jackson)	8-6 W
10/25	at NC State	0-14 L
11/1	at Tulane	0-53 L
11/8	HENDERSON STATE	7-25 L
11/15	vs. Auburn (at Birmingham)	7-6 W
11/27	OLE MISS [Thu.]	0-20 L

1931 (2-6)

1-2 H • 1-3 A • 0-1 N		Ray Dauber
9/26	at Millsaps College	10-7 W
10/3	MISSISSIPPI COLLEGE	2-6 L
10/10	vs. Alabama (at Meridian)	0-53 L
10/17	at LSU	0-31 L
10/31	at Tulane	7-59 L
11/7	NS STATE	0-6 L
11/14	RHODES	14-0 W
11/26	at Ole Miss [Thu.]	14-25 L

1932 (3-5)

2-1 H • 0-2 A • 1-2 N		Ray Dauber
10/1	vs. Alabama (at Montgomery)	0-53 L
10/8	vs. Mississippi College (at Jackson)	18-7 W
10/15	vs. LSU (at Monroe, La.)	0-24 L
10/22	MILLSAPS COLLEGE	9-8 W
10/27	at Indiana [Thu.]	0-19 L
11/5	at Tennessee	0-31 L
11/12	RHODES	6-0 W
11/24	OLE MISS [Thu.]	0-13 L

1933 (3-6-1, 1-5-1 SEC)

3-0 H • 0-5-1 A • 0-1 N		Ross McKechnie
9/30	MILLSAPS COLLEGE	12-0 W
10/7	* at Tennessee	0-20 L
10/14	* at Alabama	0-18 L
10/21	* at Vanderbilt	7-7 T
10/27	at Rhodes [Fri.]	0-6 L
11/4	MISSISSIPPI COLLEGE	18-0 W
11/11	* at Tulane	0-33 L
11/18	* SEWANE	26-13 W
11/25	* vs. LSU (at Monroe)	6-21 L
12/2	* at Ole Miss	0-31 L

1934 (4-6, 0-5 SEC)

1-1 H • 3-4 A • 0-1 N		Ross McKechnie
9/21	at Samford [Fri.]	13-7 W
9/29	* at Vanderbilt	0-7 L
10/5	MILLSAPS COLLEGE [Fri.]	6-7 L
10/13	* at Alabama	0-41 L
10/20	at Rhodes	21-6 W
10/26	MISSISSIPPI COLLEGE [Fri.]	13-6 W
11/3	* at LSU	3-25 L
11/10	* at Tennessee	0-14 L
11/17	at Loyola [New Orleans]	20-6 W
12/1	* vs. Ole Miss (at Jackson)	3-7 L

1935 (8-3, 2-3 SEC)

3-0 H • 5-3 A • 0-0 N		Ralph Sasse
9/20	SAMFORD [Fri.]	19-6 W
9/28	* at Vanderbilt	9-14 L
10/4	MILLSAPS COLLEGE [Fri.]	45-0 W
10/12	* at Alabama	20-7 W
10/18	at Loyola [New Orleans] [Fri.]	6-0 W
10/26	at Xavier [Ohio]	7-0 W
11/2	at Army	13-7 W
11/9	* at LSU	13-28 L
11/15	at Southern Miss [Fri.]	27-0 W
11/23	* SEWANE	25-0 W
11/30	* at Ole Miss	6-14 L

1936 (7-3-1, 3-2 SEC)

4-0 H • 1-2 A • 2-1-1 N		Ralph Sasse
9/26	MILLSAPS COLLEGE	20-0 W
10/3	SAMFORD	35-0 W
10/10	* at Alabama	0-7 L
10/17	vs. Loyola [New Orleans] (at Meridian)	32-0 W
10/24	vs. TCU (at Dallas)	0-0 T
10/31	* vs. Sewanee (at Jackson)	68-0 W
11/7	* at LSU (NR-#7)	0-12 L
11/21	* OLE MISS	26-6 W
11/28	MERCER	32-0 W
12/5	* at Florida	7-0 W

ORANGE BOWL (at MIAMI, Fla.)

1/1	vs. Duquesne [Fri.]	12-13 L
-----	---------------------	---------

**1937 (5-4-1, 3-2 SEC)****4-1 H • 1-1-1 A • 0-2 N****Ralph Sasse**

9/25	DELTA STATE	39-0	W
10/2	SAMFORD	38-0	W
10/9	vs. Texas A&M (@ Tyler, Texas)	0-14	L
10/16	* vs. Auburn (@ Birmingham)	7-33	L
10/23	* FLORIDA (HC)	14-13	W
10/30	at Centenary	0-0	T
11/6	* at LSU (NR-#18)	0-41	L
11/12	* SEWANEE (Fri.)	12-0	W
11/30	* at Ole Miss (Tue.)	9-7	W
12/4	DUQUESNE	0-9	L

1938 (4-6, 1-4 SEC)**3-1 H • 1-3 A • 0-2 N****Spike Nelson**

9/25	SAMFORD [Sun.]	19-0	W
10/1	* FLORIDA (HC)	22-0	W
10/8	LOUISIANA TECH	48-0	W
10/14	* vs. Auburn (@ Montgomery) [Fri.]	6-20	L
10/21	at Duquesne [Fri.]	12-7	W
10/29	* at Tulane	0-27	L
11/5	* at LSU	7-32	L
11/12	vs. Centenary (@ Meridian)	0-19	L
11/19	at Rhodes	3-7	L
11/26	* OLE MISS	6-19	L

1939 (8-2, 3-2 SEC)**4-0 H • 3-1 A • 1-1 N****Allyn McKeen**

9/23	SAMFORD	45-0	W
9/30	vs. Arkansas (@ Memphis)	19-0	W
10/7	* at Florida	14-0	W
10/14	* vs. Auburn (@ Birmingham)	0-7	L
10/21	RHODES	37-0	W
10/28	* at Alabama	0-7	L
11/4	BIRMINGHAM-SOUTHERN (HC)	28-0	W
11/11	* at LSU	15-12	W
11/18	MILLSAPS COLLEGE	40-0	W
11/25	* at Ole Miss	18-6	W

1940 (10-0-1, 4-0-1 SEC)**Final Rank: #9 AP****4-0 H • 5-0 A • 1-0-1 N****Allyn McKeen**

9/28	* at Florida	27-7	W
10/5	LOUISIANA LAFAYETTE	20-0	W
10/12	* vs. Auburn (@ Birmingham)	7-7	T
10/19	SAMFORD (HC)	40-7	W
10/26	at NC State	26-10	W
11/2	at Rhodes (#20-NR)	13-0	W
11/9	* at LSU (#19-NR)	22-7	W
11/16	MILLSAPS (#15-NR)	46-13	W
11/23	* OLE MISS (#16-#11)	19-0	W
11/30	* at Alabama (#11-NR)	13-0	W

ORANGE BOWL (@ MIAMI, Fla.)

1/1	vs. Georgetown (#9-#13) [Wed.]	14-7	W
-----	--------------------------------	------	---

1941 (8-1-1, 4-0-1 SEC)**Final Rank: #16 AP****SEC CHAMPIONS****3-0 H • 4-1-1 A • 1-0 N****Allyn McKeen**

9/27	* FLORIDA	6-0	W
10/4	* at Alabama (#19-NR)	14-0	W
10/11	* at LSU	0-0	T
10/25	UNION (HC)	56-7	W
11/1	at Rhodes (#17-NR)	20-6	W
11/8	* vs. Auburn (@ Birmingham) (#16-NR)	14-7	W
11/15	at Duquesne (#13-#10)	0-16	L
11/22	MILLSAPS COLLEGE	49-6	W
11/29	* at Ole Miss (NR-#14)	6-0	W
12/6	at San Francisco (#16-NR)	26-13	W

1942 (8-2, 5-2 SEC)**Final Rank: #18 AP****3-0 H • 3-2 A • 2-0 N****Allyn McKeen**

9/26	UNION	35-2	W
10/3	* at Alabama	6-21	L
10/10	* at LSU	6-16	L
10/17	* at Vanderbilt (NR-#12)	33-0	W
10/24	* at Florida (#16-NR)	26-12	W
10/31	* vs. Auburn (@ Birmingham, Ala.)	6-0	W
11/7	* at Tulane	7-0	W
11/14	DUQUESNE (HC)	28-6	W
11/28	* OLE MISS (#16-NR)	34-13	W
12/5	vs. San Francisco (@ Memphis) (#18-NR)	19-7	W

1943 No Team (World War II)**1944 (6-2, 3-2 SEC)****3-0 H • 1-2 A • 2-0 N****Allyn McKeen**

9/30	JACKSON [Miss.] AIR FORCE BASE	41-0	W
10/7	MILLSAPS COLLEGE	56-0	W
10/14	ARKANSAS MONTICELLO	49-20	W
10/21	* at LSU	13-6	W
11/4	* vs. Kentucky (@ Memphis)	26-0	W
11/11	* vs. Auburn (@ Birmingham) (#19-NR)	26-21	W
11/18	* at Alabama (#16-NR)	0-19	L
11/25	* at Ole Miss	8-13	L

1945 (6-3, 2-3 SEC)**3-1 H • 1-2 A • 2-0 N****Allyn McKeen**

9/29	LOUISIANA LAFAYETTE	31-0	W
10/6	* vs. Auburn (@ Birmingham)	20-0	W
10/13	vs. Detroit (@ Memphis) (#20-NR)	41-6	W
10/20	MAXWELL [Ala.] FIELD (#20-NR)	16-6	W
11/3	* at Tulane (#15-#17)	13-14	L
11/10	* at LSU (NR-#14)	27-20	W
11/17	NORTHWESTERN STATE (#16-NR)	54-0	W
11/24	* OLE MISS (#15-NR)	6-7	L
12/1	* at Alabama	13-55	L

1946 (8-2, 3-2 SEC)**3-0 H • 3-2 A • 2-0 N****Allyn McKeen**

9/29	CHATTANOOGA [Sun.]	41-7	W
10/5	* at LSU	6-13	L
10/12	at Michigan State	6-0	W
10/19	vs. San Francisco (@ Memphis)	48-20	W
10/26	* at Tulane	14-7	W
11/2	MURRAY STATE (HC)	69-0	W
11/9	* vs. Auburn (@ Birmingham)	33-0	W
11/16	NORTHWESTERN STATE	27-0	W
11/23	* at Ole Miss	20-0	W
11/30	* at Alabama (#19-NR)	7-24	L

1947 (7-3, 2-2 SEC)**4-1 H • 2-2 A • 1-0 N****Allyn McKeen**

9/26	CHATTANOOGA [Fri.]	19-0	W
10/4	at Michigan State	0-7	L
10/11	at San Francisco	21-14	W
10/18	DUQUESNE	34-0	W
10/25	HARDIN-SIMMONS (HC)	27-7	W
11/1	* at Tulane	20-0	W
11/8	* vs. Auburn (@ Birmingham)	14-0	W
11/15	* at LSU (NR-#15)	6-21	L
11/22	SOUTHERN MISS	14-7	W
11/29	* OLE MISS	14-33	L

1948 (4-4-1, 3-3 SEC)**1-2 H • 2-2 A • 1-0-1 N****Allyn McKeen**

9/25	* at Tennessee	21-6	W
10/2	vs. Baylor (@ Memphis)	7-7	T
10/9	CLEMSON	7-21	L
10/16	CINCINNATI (HC)	27-0	W
10/23	* ALABAMA	7-10	L
10/30	* at Tulane (NR-#19)	0-9	L
11/6	* vs. Auburn (@ Birmingham)	20-0	W
11/13	* at LSU	7-0	W
11/27	* at Ole Miss	7-34	L

1949 (0-8-1, 0-6 SEC)**0-2 H • 0-6-1 A • 0-0 N****Slick Morton**

9/24	* at Tennessee	0-10	L
10/1	BAYLOR (HC)	6-14	L
10/8	at Clemson	7-7	T
10/15	at Cincinnati	0-19	L
10/22	* at Alabama	6-35	L
10/29	* at Tulane	6-54	L
11/5	* at Auburn	6-25	L
11/12	* at LSU (NR-#16)	7-34	L
11/26	* OLE MISS	0-26	L

1950 (4-5, 3-4 SEC)**3-1 H • 1-3 A • 0-1 N****Slick Morton**

9/23	ARKANSAS STATE	67-0	W
9/30	* TENNESSEE (NR-#4)	7-0	W
10/7	vs. Baylor (@ Shreveport)	7-14	L
10/14	* at Georgia	0-27	L
10/28	* at Alabama	7-14	L
11/4	* AUBURN	27-0	W
11/11	* KENTUCKY (HC) (NR-#4)	21-48	L
11/18	* at LSU	13-7	W
12/2	* at Ole Miss	20-27	L

1951 (4-5, 2-5 SEC)**2-2 H • 2-3 A • 0-0 N****Slick Morton**

9/22	ARKANSAS STATE	32-0	W
9/29	* at Tennessee	0-14	L
10/6	* GEORGIA (NR-#13)	6-0	W
10/13	* at Kentucky	0-27	L
10/27	* ALABAMA (HC)	0-7	L
11/3	* at Tulane	10-7	W
11/10	at Memphis	27-20	W
11/17	* at LSU	0-3	L
12/1	* OLE MISS	7-49	L

1952 (5-4, 3-4 SEC)**3-0 H • 2-3 A • 0-1 N****Murray Warmath**

9/27	* vs. Tennessee (@ Memphis) (NR-#6)	7-14	L
10/4	ARKANSAS STATE	41-14	W
10/11	NORTH TEXAS	14-0	W
10/18	* KENTUCKY (HC)	27-14	W
10/25	* at Alabama	19-42	L
11/1	* at Tulane	21-34	L
11/8	* at Auburn	49-34	W
11/15	* at LSU	33-14	W
11/29	* at Ole Miss (NR-#6)	14-20	L

1953 (5-2-3, 3-1-3 SEC)**1-0-2 H • 4-1-1 A • 0-1 N****Murray Warmath**

9/19	at Memphis	34-6	W
9/26	* at Tennessee (NR-#17)	26-0	W
10/3	NORTH TEXAS (#11-NR)	21-6	W
10/10	* AUBURN (HC) (#13-NR)	21-21	T
10/17	* at Kentucky (#20-NR)	13-32	L
10/24	* at Alabama	7-7	T
10/31	vs. Texas Tech (@ Jackson)	20-27	L
11/7	* at Tulane	21-0	W
11/14	* at LSU	26-13	W
11/28	* OLE MISS	7-7	T

**1954 (6-4, 3-3 SEC)**

3-0 H • 3-3 A • 0-1 N		Darrell Royal	
9/18	MEMPHIS	27-7	W
9/25	* vs. Tennessee (@ Memphis)	7-19	L
10/2	ARKANSAS STATE	46-13	W
10/9	* at Tulane	14-0	W
10/15	at Miami [Fla.] [Fri.]	13-27	L
10/23	* at Alabama	12-7	W
10/30	* at Florida	0-7	L
11/6	NORTH TEXAS (HC)	48-26	W
11/13	* at LSU	25-0	W
11/27	* at Ole Miss	0-14	L

1955 (6-4, 4-4 SEC)

3-1 H • 3-3 A • 0-0 N		Darrell Royal	
9/17	* at Florida	14-20	L
9/24	* at Tennessee	13-7	W
10/1	MEMPHIS	33-0	W
10/8	* TULANE (HC)	14-0	W
10/15	* at Kentucky (NR-#20)	20-14	W
10/22	* at Alabama	26-7	W
10/29	NORTH TEXAS	20-7	W
11/5	* at Auburn (#20-#14)	26-27	L
11/12	* at LSU (#18-NR)	7-34	L
11/26	* OLE MISS (NR-#15)	0-26	L

1956 (4-6, 2-5 SEC)

2-1 H • 2-5 A • 0-0 N		Wade Walker	
9/22	* FLORIDA	0-26	L
9/29	at Houston	7-18	L
10/6	* at Georgia	19-7	W
10/13	TRINITY (HC)	18-6	W
10/20	ARKANSAS STATE	19-9	W
10/27	* at Alabama	12-13	L
11/3	* at Tulane	14-20	L
11/10	* at Auburn	20-27	L
11/17	* at LSU	32-13	W
12/1	* at Ole Miss	7-13	L

1957 (6-2-1, 4-2-1 SEC)

Final Rank: #14 AP

2-0-1 H • 3-1 A • 1-1 N		Wade Walker	
9/28	MEMPHIS	10-6	W
10/5	* at Tennessee	9-14	L
10/12	ARKANSAS STATE (HC)	47-13	W
10/19	* at Florida	29-20	W
10/26	* at Alabama	25-13	W
11/2	* vs. Tulane (@ Jackson)	27-6	W
11/9	* vs. Auburn (@ Birmingham) (#17-#3)	7-15	L
11/16	* at LSU (#12-NR)	14-6	W
11/30	* OLE MISS (#13-#7)	7-7	T

1958 (3-6, 1-6 SEC)

2-1 H • 1-3 A • 0-2 N		Wade Walker	
9/27	* at Florida (#11-#18)	14-7	W
10/4	* vs. Tennessee (@ Memphis) (#11-NR)	8-13	L
10/11	MEMPHIS	28-6	W
10/18	ARKANSAS STATE	38-0	W
10/25	* ALABAMA (HC) (#19-NR)	7-9	L
11/1	* at Kentucky	12-33	L
11/8	* at Auburn (NR-#5)	14-33	L
11/15	* vs. LSU (@ Jackson) (NR-#1)	6-7	L
11/29	* at Ole Miss (NR-#13)	0-21	L

1959 (2-7, 0-7 SEC)

2-1 H • 0-4 A • 0-2 N		Wade Walker	
9/26	* at Florida (NR-#19)	13-14	L
10/3	* at Tennessee (NR-#9)	6-22	L
10/10	ARKANSAS STATE	49-14	W
10/17	* vs. Georgia (@ Atlanta)	0-15	L
10/24	MEMPHIS (HC)	28-23	W
10/31	* at Alabama	0-10	L
11/7	* vs. Auburn (@ Birmingham) (NR-#8)	0-31	L
11/14	* at LSU (NR-#3)	0-27	L
11/28	* OLE MISS (NR-#2)	0-42	L

1960 (2-6-1, 0-5-1 SEC)

2-2 H • 0-4 A • 0-0-1 N		Wade Walker	
9/24	HOUSTON	10-14	L
10/1	* vs. Tennessee (@ Memphis) (NR-#11)	0-0	T
10/8	ARKANSAS STATE	29-9	W
10/15	* at Georgia	17-20	L
10/22	MEMPHIS	21-0	W
10/29	* ALABAMA (HC)	0-7	L
11/5	* at Auburn	12-27	L
11/12	* at LSU	3-7	L
11/26	* at Ole Miss (NR-#3)	9-35	L

1961 (5-5, 1-5 SEC)

1-1 H • 2-3 A • 2-1 N		Wade Walker	
9/23	vs. Texas Tech (@ Jackson)	6-0	W
9/30	at Houston	10-7	W
10/7	* at Tennessee	3-17	L
10/14	ARKANSAS STATE (HC)	38-0	W
10/21	* vs. Georgia (@ Atlanta)	7-10	L
10/28	at Memphis	23-16	W
11/4	* at Alabama (NR-#4)	0-24	L
11/11	* vs. Auburn (@ Birmingham)	11-10	W
11/18	* at LSU (NR-#4)	6-14	L
12/2	* OLE MISS (NR-#5)	7-37	L

1962 (3-6, 2-5 SEC)

0-2 H • 2-2 A • 1-2 N		Paul Davis	
9/22	* vs. Florida (@ Jackson)	9-19	L
10/6	* vs. Tennessee (@ Memphis)	7-6	W
10/12	* at Tulane [Fri.]	35-6	W
10/20	at Houston	9-3	W
10/27	MEMPHIS	7-28	L
11/3	* ALABAMA (HC) (NR-#2)	0-20	L
11/10	* at Auburn	3-9	L
11/17	* vs. LSU (@ Jackson) (NR-#10)	0-28	L
12/1	* at Ole Miss (NR-#3)	6-13	L

1963 (7-2-2, 4-1-2 SEC)

2-0-1 H • 1-2-1 A • 4-0 N		Paul Davis	
9/21	SAMFORD	43-0	W
9/28	* at Florida	9-9	T
10/5	* at Tennessee	7-0	W
10/12	* vs. Tulane (@ Jackson)	31-10	W
10/19	HOUSTON (HC)	20-0	W
10/26	at Memphis	10-17	L
11/2	* at Alabama (NR-#7)	19-20	L
11/9	* vs. Auburn (@ Jackson)	13-10	W
11/16	* vs. LSU (@ Jackson)	7-6	W
11/30	* OLE MISS (NR-#3)	10-10	T
LIBERTY BOWL (@ PHILADELPHIA, Pa.)			
12/21	vs. NC State	16-12	W

1964 (4-6, 2-5 SEC)

3-0 H • 1-3 A • 0-3 N		Paul Davis	
9/19	at Texas Tech	7-21	L
9/26	* vs. Florida (@ Jackson)	13-16	L
10/3	* vs. Tennessee (@ Memphis)	13-14	L
10/10	* TULANE (HC)	17-6	W
10/17	SOUTHERN MISS	48-7	W
10/24	HOUSTON	18-13	W
10/31	* vs. Alabama (@ Jackson) (NR-#3)	6-23	L
11/7	* at Auburn	3-12	L
11/14	* at LSU (NR-#9)	10-14	L
12/5	* at Ole Miss	20-17	W

1965 (4-6, 1-5 SEC)

2-1 H • 2-3 A • 0-2 N		Paul Davis	
9/18	at Houston	36-0	W
9/25	* at Florida (NR-#8)	18-13	W
10/2	TAMPA	48-7	W
10/9	SOUTHERN MISS (HC) (#9-NR)	27-9	W
10/16	at Memphis (#10-NR)	13-33	L
10/22	* at Tulane [Fri.]	15-17	L
10/30	* vs. Alabama (@ Jackson)	7-10	L
11/6	* vs. Auburn (@ Birmingham)	18-25	L
11/13	* at LSU	20-37	L
11/27	* OLE MISS	0-21	L

1966 (2-8, 0-6 SEC)

2-0 H • 0-6 A • 0-2 N		Paul Davis	
9/17	* vs. Georgia (@ Jackson)	17-20	L
9/24	* at Florida	7-28	L
10/1	RICHMOND	20-0	W
10/8	SOUTHERN MISS (HC)	10-9	W
10/15	at Houston	0-28	L
10/22	at Florida State	0-10	L
10/29	* at Alabama (NR-#4)	14-27	L
11/5	* vs. Auburn (@ Jackson)	0-13	L
11/12	* at LSU	7-17	L
11/26	* at Ole Miss	0-24	L

1967 (1-9, 0-6 SEC)

0-3 H • 1-5 A • 0-1 N		Charley Shira	
9/23	* at Georgia (NR-#7)	0-30	L
9/30	* vs. Florida (@ Jackson)	7-24	L
10/7	at Texas Tech	7-3	W
10/14	SOUTHERN MISS	14-21	L
10/21	HOUSTON (HC)	6-43	L
10/28	at Florida State	12-24	L
11/4	* at Alabama	0-13	L
11/11	* at Auburn	0-36	L
11/18	* at LSU	0-55	L
12/2	* OLE MISS	3-10	L

1968 (0-8-2, 0-4-2 SEC)

0-3 H • 0-4-1 A • 0-1-1 N		Charley Shira	
9/21	LOUISIANA TECH	13-20	L
9/28	* vs. Auburn (@ Jackson)	0-26	L
10/5	* at Florida (NR-#4)	14-31	L
10/12	SOUTHERN MISS (HC)	14-47	L
10/19	* vs. Texas Tech (@ Jackson)	28-28	T
10/26	at Tampa	17-24	L
11/2	* at Alabama	13-20	L
11/9	FLORIDA STATE	14-27	L
11/16	* at LSU	16-20	L
11/30	* at Ole Miss	17-17	T

(Note: Texas Tech was an appointed conference game for State)

1969 (3-7, 0-5 SEC)

2-1 H • 1-4 A • 0-2 N		Charley Shira	
9/20	RICHMOND	17-14	W
9/27	* vs. Florida (@ Jackson) (NR-#12)	35-47	L
10/4	at Houston	0-74	L
10/11	SOUTHERN MISS (HC)	34-20	W
10/18	at Texas Tech	30-26	W
10/25	at Florida State	17-20	L
11/1	* vs. Alabama (@ Jackson)	19-23	L
11/8	* at Auburn (NR-#11)	13-52	L
11/15	* at LSU (NR-#12)	6-61	L
11/27	* OLE MISS [Thu.] (NR-#14)	22-48	L

**1970 (6-5, 3-4 SEC)**

1-1 H • 1-3 A • 4-1 N		Charley Shira
9/12	vs. Oklahoma State (l @ Jackson)	14-13 W
9/19	* at Florida (NR-#14)	13-34 L
9/26	* vs. Vanderbilt (l @ Memphis)	20-6 W
10/3	* vs. Georgia (l @ Jackson)	7-6 W
10/10	HOUSTON	14-31 L
10/17	vs. Texas Tech (l @ Jackson)	20-16 W
10/24	SOUTHERN MISS (HC)	51-15 W
10/31	* at Alabama	6-35 L
11/7	* vs. Auburn (l @ Birmingham) (NR-#10)	0-56 L
11/14	* at LSU (NR-#9)	7-38 L
11/21	* at Ole Miss (NR-#10)	19-14 W

1971 (2-9, 1-7 SEC)

1-2 H • 0-4 A • 1-3 N		Charley Shira
9/11	at Oklahoma State	7-26 L
9/18	* vs. Florida (l @ Jackson)	13-10 W
9/25	* VANDERBILT	19-49 L
10/2	* at Georgia (NR-#11)	7-35 L
10/9	at Florida State	9-27 L
10/16	LAMAR (HC)	24-7 W
10/23	* vs. Tennessee (l @ Memphis) (NR-#18)	7-10 L
10/30	* vs. Alabama (l @ Jackson) (NR-#4)	10-41 L
11/6	* at Auburn (NR-#5)	21-30 L
11/13	* vs. LSU (l @ Jackson) (NR-#20)	3-28 L
11/25	* OLE MISS (Thu.) (NR-#15)	0-48 L

1972 (4-7, 1-6 SEC)

3-0 H • 1-5 A • 0-2 N		Charley Shira
9/9	* vs. Auburn (l @ Jackson)	3-14 L
9/16	LOUISIANA-MONROE	42-7 W
9/23	* at Vanderbilt	10-6 W
9/30	* at Florida	13-28 L
10/7	* at Kentucky	13-17 L
10/14	vs. Florida State (l @ Jackson)	21-25 L
10/21	SOUTHERN MISS	26-7 W
10/28	HOUSTON (HC)	27-13 W
11/4	* at Alabama (NR-#2)	14-58 L
11/18	* at LSU (NR-#8)	14-28 L
11/25	* at Ole Miss	14-51 L

1973 (4-5-2, 2-5 SEC)

1-0-2 H • 2-2 A • 1-3 N		Bob Tyler
9/15	LOUISIANA-MONROE	21-21 T
9/22	* VANDERBILT	52-21 W
9/29	* vs. Florida (l @ Jackson) (NR-#16)	33-12 W
10/6	* vs. Kentucky (l @ Jackson)	14-42 L
10/13	at Florida State	37-12 W
10/20	at Louisville	18-7 W
10/27	SOUTHERN MISS (HC)	10-10 T
11/3	* vs. Alabama (l @ Jackson) (NR-#2)	0-35 L
11/10	* at Auburn	17-31 L
11/17	* at LSU (NR-#7)	7-26 L
11/24	* vs. Ole Miss (l @ Jackson)	10-38 L

1974 (9-3, 3-3 SEC)**Final Rank: #17 AP/#17 UPI**

2-0 H • 2-2 A • 5-1 N		Bob Tyler
9/7	vs. William & Mary (l @ Jackson)	49-7 W
9/21	* vs. Georgia (l @ Jackson)	38-14 W
9/28	* at Florida	13-29 L
10/5	KANSAS STATE	21-16 W
10/12	at Lamar	37-21 W
10/19	at Memphis	29-28 W
10/26	LOUISVILLE (HC)	56-7 W
11/2	* at Alabama (#17-#4)	0-35 L
11/9	* vs. Auburn (l @ Jackson) (NR-#10)	20-24 L
11/16	* vs. LSU (l @ Jackson)	7-6 W
11/23	* vs. Ole Miss (l @ Jackson)	31-13 W

SUN BOWL (l @ EL PASO, TEXAS)

12/28	vs. North Carolina	26-24 W
-------	--------------------	---------

1975 (\$2-9, 0-6 SEC)

1-1 H • 1-5 A • 0-3 N		Bob Tyler
9/6	at Memphis	17-7 W
9/20	* at Georgia	6-28 L
9/27	* vs. Florida (l @ Jackson) (NR-#19)	10-27 L
10/4	\$ SOUTHERN MISS	7-3 W
10/11	\$ at Rice	28-14 W
10/18	NORTH TEXAS (HC)	15-12 W
10/25	\$ at Louisville	28-14 W
11/1	* vs. Alabama (l @ Jackson) (NR-#6)	10-21 L
11/8	*\$ at Auburn	21-21 T
11/15	*\$ at LSU	16-6 W
11/22	* vs. Ole Miss (l @ Jackson)	7-13 L

1976 (\$0-11, 0-6 SEC)**Final Rank: #20 AP**

0-3 H • 0-4 A • 0-4 N		Bob Tyler
9/4	\$ NORTH TEXAS	7-0 W
9/18	\$ LOUISVILLE	30-21 W
9/25	* at Florida	30-34 L
10/2	\$ CAL POLY POMONA (HC)	38-0 W
10/9	*\$ vs. Kentucky (l @ Jackson)	14-7 W
10/16	\$ at Memphis	42-33 W
10/23	\$ at Southern Miss (#20-NR)	14-6 W
10/30	* at Alabama (#18-#17)	17-34 L
11/6	*\$ vs. Auburn (l @ Jackson)	28-19 W
11/13	*\$ vs. LSU (l @ Jackson)	21-13 W
11/20	*\$ vs. Ole Miss (l @ Jackson)	28-11 W

1977 (\$0-11, 0-6 SEC)

0-2 H • 0-6 A • 0-3 N		Bob Tyler
9/3	\$ NORTH TEXAS	17-15 W
9/10	\$ at Washington	27-18 W
9/24	* vs. Florida (l @ Jackson) (#12-#13)	22-24 L
10/1	\$ at Kansas State (#18-NR)	24-21 W
10/8	* at Kentucky (NR-#16)	7-23 L
10/15	at Memphis	13-21 L
10/22	SOUTHERN MISS (HC)	7-14 L
10/29	* vs. Alabama (l @ Jackson) (NR-#2)	7-37 L
11/5	*\$ at Auburn	27-13 W
11/12	* at LSU	24-27 L
11/19	*\$ vs. Ole Miss (l @ Jackson)	18-14 W

\$—All wins during 1975-77 were forfeited by the NCAA, except the 1975 Memphis and North Texas State games

1978 (6-5, 2-4 SEC)

1-1 H • 1-2 A • 4-2 N		Bob Tyler
9/2	vs. West Texas State (l @ Jackson)	28-0 W
9/9	vs. North Texas (l @ Irving)	17-5 W
9/23	at Memphis	44-14 W
9/30	* at Florida	0-34 L
10/7	at Southern Miss	17-22 L
10/14	FLORIDA STATE (HC) (NR-#15)	55-27 W
10/28	* vs. Tennessee (l @ Memphis)	34-21 W
11/4	* vs. Alabama (l @ Birmingham) (NR-#3)	14-35 L
11/11	* AUBURN	0-6 L
11/18	* vs. LSU (l @ Jackson) (NR-#17)	16-14 W
11/25	* vs. Ole Miss (l @ Jackson)	7-27 L

1979 (3-8, 2-4 SEC)

1-1 H • 0-5 A • 2-2 N		Emory Bellard
9/8	vs. Memphis (l @ Jackson)	13-14 L
9/22	at Maryland	14-35 L
9/29	* vs. Florida (l @ Jackson)	24-10 W
10/6	* vs. Tennessee (l @ Memphis) (NR-#19)	28-9 W
10/13	at Florida State (NR-#9)	6-17 L
10/20	MARSHALL (HC)	48-0 W
10/27	SOUTHERN MISS	7-21 L
11/3	* at Alabama (NR-#1)	7-24 L
11/10	* at Auburn	3-14 L
11/17	* at LSU	3-21 L
11/24	* vs. Ole Miss (l @ Jackson)	9-14 L

1980 (9-3, 5-1 SEC)**Final Rank: #19 AP**

1-1 H • 4-1 A • 4-1 N		Emory Bellard
9/6	at Memphis	34-7 W
9/13	LOUISIANA TECH	31-11 W
9/20	* at Vanderbilt	24-14 W
9/27	* at Florida	15-21 L
10/4	at Illinois	28-21 W
10/11	SOUTHERN MISS (HC)	14-42 L
10/18	at Miami [Fla.] (NR-#18)	34-31 W
10/25	* vs. Auburn (l @ Jackson)	24-21 W
11/1	* vs. Alabama (l @ Jackson) (NR-#1)	6-3 W
11/15	* vs. LSU (l @ Jackson) (#19-NR)	55-31 W
11/22	* vs. Ole Miss (l @ Jackson) (#17-NR)	19-14 W

SUN BOWL (l @ EL PASO, Texas)

12/27	vs. Nebraska (#17-#8)	17-31 L
-------	-----------------------	---------

1981 (8-4, 4-2 SEC)**Final Rank: #17 UPI**

2-0 H • 3-1 A • 3-3 N		Emory Bellard
9/5	vs. Memphis (l @ Jackson) (#14-NR)	20-3 W
9/19	* VANDERBILT (#14-NR)	29-9 W
9/26	* vs. Florida (l @ Jackson) (#12-#19)	28-7 W
10/3	vs. Missouri (l @ Jackson) (#9-#17)	3-14 L
10/10	at Colorado State (#19-NR)	37-27 W
10/17	MIAMI [Fla.] (HC) (#16-#13)	14-10 W
10/24	* at Auburn (#9-NR)	21-17 W
10/31	* at Alabama (#7-#8)	10-13 L
11/7	vs. Southern Miss (l @ Jackson) (#15-#19)	6-7 L
11/14	* at LSU	17-9 W
11/21	* vs. Ole Miss (l @ Jackson)	17-21 L

HALL OF FAME BOWL (l @ BIRMINGHAM, ALA.)

12/31	vs. Kansas [Thu.]	10-0 W
-------	-------------------	--------

1982 (5-6, 2-4 SEC)

2-2 H • 2-2 A • 1-2 N		Emory Bellard
9/4	at Tulane	30-21 W
9/11	ARKANSAS STATE	31-10 W
9/18	at Memphis	41-17 W
9/25	* at Florida (NR-#5)	17-27 L
10/2	* GEORGIA (NR-#6)	22-29 L
10/9	vs. Southern Miss. (l @ Jackson)	14-20 L
10/16	at Miami [Fla.] (NR-#17)	14-31 L
10/23	* AUBURN (HC)	17-35 L
10/30	* vs. Alabama (l @ Jackson) (NR-#9)	12-20 L
11/13	* LSU (NR-#6)	27-24 W
11/20	* vs. Ole Miss (l @ Jackson)	27-10 W

1983 (3-8, 1-5 SEC)

1-3 H • 1-3 A • 1-2 N		Emory Bellard
9/3	TULANE	14-9 W
9/17	vs. Navy (l @ Jackson)	38-10 W
9/24	* FLORIDA (NR-#15)	12-35 L
10/1	* at Georgia (NR-#11)	7-20 L
10/8	vs. Southern Miss (l @ Jackson)	6-31 L
10/15	MIAMI [Fla.] (HC) (NR-#10)	7-31 L
10/22	* at Auburn (NR-#3)	13-28 L
10/29	* at Alabama (NR-#18)	18-35 L
11/5	MEMPHIS	13-30 L
11/12	* at LSU	45-26 W
11/19	* vs. Ole Miss (l @ Jackson)	23-24 L

1984 (4-7, 1-5 SEC)

2-2 H • 1-3 A • 1-2 N		Emory Bellard
9/1	at Tulane	30-3 W
9/8	COLORADO STATE	14-9 W
9/22	at Missouri	30-47 L
9/29	* at Florida	12-27 L
10/6	vs. Southern Miss (l @ Jackson)	27-18 W
10/13	* KENTUCKY (HC)	13-17 L
10/20	at Memphis	12-23 L
10/27	* AUBURN (NR-#12)	21-24 L
11/3	* vs. Alabama (l @ Jackson)	20-24 L
11/17	* LSU (NR-#9)	16-14 W
11/24	* vs. Ole Miss (l @ Jackson)	3-24 L

**1985 (5-6, 0-6 SEC)**

4-1 H • 0-4 A • 1-1 N		Emory Bellard
9/7	ARKANSAS STATE	22-14 W
9/14	SYRACUSE	30-3 W
9/21	vs. Southern Miss (R Jackson)	23-20 W
9/28	* FLORIDA	22-36 L
10/5	MEMPHIS	31-28 W
10/12	* at Kentucky	19-33 L
10/19	TULANE (HC)	31-27 W
10/26	* at Auburn (NR-#6)	9-21 L
11/2	* at Alabama	28-44 L
11/16	* at LSU (NR-#19)	15-17 L
11/23	* vs. Ole Miss (R Jackson)	27-45 L

1986 (6-5, 2-4 SEC)

2-2 H • 4-0 A • 0-3 N		Rockey Felker
9/6	at Syracuse	24-17 W
9/13	* at Tennessee (NR-#8)	27-23 W
9/20	vs. Southern Miss (R Jackson)	24-28 L
9/27	* FLORIDA	16-10 W
10/4	at Memphis	34-17 W
10/11	ARKANSAS STATE (#19-NR)	24-9 W
10/18	at Tulane (#13-NR)	34-27 W
10/25	* AUBURN (HC) (#13-#7)	6-35 L
11/1	* ALABAMA (#19-#8)	3-38 L
11/15	* vs. LSU (R Jackson) (NR-#11)	0-47 L
11/22	* vs. Ole Miss (R Jackson)	3-24 L

1987 (4-7, 1-5 SEC)

3-2 H • 0-3 A • 1-2 N		Rockey Felker
9/5	LOUISIANA LAFAYETTE	31-3 W
9/12	* TENNESSEE (NR-#14)	10-38 L
9/19	LOUISIANA TECH	14-13 W
9/26	* at Florida	3-38 L
10/3	MEMPHIS (HC)	9-6 W
10/17	vs. Southern Miss (R Jackson)	14-18 L
10/24	* at Auburn (NR-#6)	7-38 L
10/31	* vs. Alabama (R Birmingham) (NR-#16)	18-21 L
11/7	TULANE	19-30 L
11/14	* at LSU (NR-#10)	14-34 L
11/21	* vs. Ole Miss (R Jackson)	30-20 W

1988 (1-10, 0-7 SEC)

1-3 H • 0-5 A • 0-2 N		Rockey Felker
9/3	LOUISIANA TECH	21-14 W
9/10	* at Vanderbilt	20-24 L
9/17	* GEORGIA (NR-#7)	35-42 L
9/24	* at Florida (NR-#20)	0-17 L
10/1	at Memphis	10-31 L
10/15	vs. Southern Miss (R Jackson)	21-38 L
10/22	* at Auburn (NR-#10)	0-33 L
10/29	* ALABAMA (HC) (NR-#19)	34-53 L
11/12	* LSU (NR-#12)	3-20 L
11/19	at Tulane	22-27 L
11/26	* vs. Ole Miss (R Jackson)	6-33 L

1989 (5-6, 1-6 SEC)

4-0 H • 1-3 A • 0-3 N		Rockey Felker
9/2	* VANDERBILT	42-7 W
9/9	at Southern Miss (NR-#18)	26-23 W
9/23	* at Georgia	6-23 L
9/30	* vs. Florida (R Tampa)	0-21 L
10/7	LOUISIANA-MONROE	28-14 W
10/21	MEMPHIS (HC)	35-10 W
10/28	* at Auburn (NR-#16)	0-14 L
11/4	* vs. Alabama (R Birmingham) (NR-#5)	10-23 L
11/11	TULANE	27-7 W
11/18	* at LSU	20-44 L
11/25	* vs. Ole Miss (R Jackson)	11-21 L

1990 (5-6, 1-6 SEC)

2-3 H • 2-2 A • 1-1 N		Rockey Felker
9/8	* TENNESSEE (NR-#8)	7-40 L
9/15	CAL STATE FULLERTON	27-13 W
9/22	SOUTHERN MISS	13-10 W
9/29	* at Florida (NR-#17)	21-34 L
10/13	* at Kentucky	15-17 L
10/20	at Tulane	38-17 W
10/27	* AUBURN (HC) (NR-#2)	16-17 L
11/3	* ALABAMA	0-22 L
11/10	at Memphis	27-23 W
11/17	* vs. LSU (R Jackson)	34-22 W
11/24	* vs. Ole Miss (R Jackson)	9-21 L

1991 (7-5, 4-3 SEC)

5-1 H • 2-2 A • 0-2 N		Jackie Sherrill
8/31	CAL STATE FULLERTON	47-3 W
9/7	TEXAS (NR-#13)	13-6 W
9/14	TULANE (#25-NR)	48-0 W
9/21	* at Tennessee (#23-#6)	24-26 L
9/28	* vs. Florida (R Orlando) (#21-#14)	7-29 L
10/12	* KENTUCKY	31-6 W
10/19	MEMPHIS (HC)	23-28 L
10/26	* at Auburn	24-17 W
11/2	* at Alabama (NR-#7)	7-13 L
11/16	* at LSU	28-19 W
11/23	* OLE MISS	24-9 W

LIBERTY BOWL (R MEMPHIS, TENN.)

12/29	vs. Air Force [Sun.]	15-38 L
-------	----------------------	---------

1992 (7-5, 4-4 SEC) Final Rank: #23 AP/#24 Coaches

4-1 H • 3-3 A • 0-1 N		Jackie Sherrill
9/5	at Texas (#21-NR)	28-10 W
9/12	* at LSU (#18-NR)	3-24 L
9/19	at Memphis (#24-NR)	20-16 W
10/1	* FLORIDA (#24-#13) [Thu.]	30-6 W
10/10	* AUBURN (#18-NR)	14-7 W
10/17	* at South Carolina (#15-NR)	6-21 L
10/24	ARKANSAS STATE (HC) (#25-NR)	56-6 W
10/31	* at Kentucky (#24-NR)	37-36 W
11/7	* ARKANSAS (#19-NR)	10-3 W
11/14	* ALABAMA (#16-#2)	21-30 L
11/28	* at Ole Miss (#16-#24)	10-17 L

PEACH BOWL (R ATLANTA, GA.)

1/2	vs. North Carolina (#24-#19)	17-21 L
-----	------------------------------	---------

1993 (\$4-5-2, 3-4-1 SEC)

2-3-1 H • 2-2-1 A • 0-0 N		Jackie Sherrill
9/4	MEMPHIS (#23-NR)	35-45 L
9/11	* LSU	16-18 L
9/25	at Tulane	36-10 W
10/2	* at Florida (NR-#5)	24-38 L
10/9	* at Auburn (NR-#22)	17-31 L
10/16	* SOUTH CAROLINA	23-0 W
10/23	ARKANSAS STATE (HC)	15-15 T
10/30	* KENTUCKY	17-26 L
11/6	* at Arkansas (R Little Rock)	13-13 T
11/13	*\$ at Alabama (NR-#12)	25-36 L
11/27	* OLE MISS	20-13 W

\$—Alabama's win was forfeited by the NCAA to Mississippi State

1994 (8-4, 5-3 SEC) Final Rank: #24 AP/#25 Coaches

4-2 H • 4-1 A • 0-1 N		Jackie Sherrill
9/3	at Memphis	17-6 W
9/10	* at LSU	24-44 L
9/24	* TENNESSEE (NR-#23)	24-21 W
10/1	ARKANSAS STATE	49-3 W
10/8	* AUBURN (NR-#9)	18-42 L
10/15	* at South Carolina	41-36 W
10/22	TULANE (HC)	66-22 W
10/29	* at Kentucky	47-7 W
11/5	* ARKANSAS (#24-NR)	17-7 W
11/12	* ALABAMA (#20-#6)	25-29 L
11/26	* at Ole Miss (#19-NR)	21-17 W

PEACH BOWL (R ATLANTA, Ga.)

1/1	vs. North Carolina State (#16-#23) [Sun.]	24-28 L
-----	---	---------

1995 (3-8, 1-7 SEC)

2-4 H • 1-4 A • 0-0 N		Jackie Sherrill
9/2	MEMPHIS	28-18 W
9/9	* LSU	16-34 L
9/16	at Baylor	30-21 W
9/23	* at Tennessee (NR-#15)	14-52 L
9/30	LOUISIANA-MONROE	32-34 L
10/7	* at Auburn (NR-#11)	20-48 L
10/14	* SOUTH CAROLINA	39-65 L
10/28	* KENTUCKY (HC)	42-32 W
11/4	* at Arkansas (R Little Rock) (NR-#18)	21-26 L
11/11	* at Alabama (NR-#16)	9-14 L
11/25	* OLE MISS	10-13 L

1996 (5-6, 3-5 SEC)

2-4 H • 3-2 A • 0-0 N		Jackie Sherrill
9/7	at Memphis	31-10 W
9/21	LOUISIANA TECH	23-38 L
9/28	* at South Carolina	14-10 W
10/5	* GEORGIA	19-38 L
10/12	* AUBURN (NR-#18)	15-49 L
10/26	* at LSU (NR-#13)	20-28 L
11/2	LOUISIANA-MONROE (HC)	59-0 W
11/9	* at Kentucky	21-24 L
11/16	* ALABAMA (NR-#8)	17-16 W
11/23	* ARKANSAS	OT 13-16 L
11/30	* at Ole Miss	17-0 W

1997 (7-4, 4-4 SEC)

5-2 H • 2-2 A • 0-0 N		Jackie Sherrill
8/30	MEMPHIS	13-10 W
9/6	* KENTUCKY	35-27 W
9/13	* LSU (NR-#10)	9-24 L
9/27	* SOUTH CAROLINA	37-17 W
10/4	* at Georgia (NR-#18)	0-47 L
10/11	LOUISIANA-MONROE	24-10 W
10/25	UCF (HC)	35-28 W
11/1	* at Auburn (NR-#11)	20-0 W
11/15	* at Alabama (#17-NR)	32-20 W
11/22	* at Arkansas (#15-NR)	7-17 L
11/29	* OLE MISS (#22-NR)	14-15 L

1998 (8-5, 6-2 SEC)**SEC WEST CHAMPIONS**

5-0 H • 3-3 A • 0-2 N		Jackie Sherrill
9/5	* VANDERBILT	42-0 W
9/12	at Memphis	14-6 W
9/19	at Oklahoma State (#25-NR)	23-42 L
9/26	* at South Carolina	38-0 W
10/10	* AUBURN	38-21 W
10/17	EAST TENNESSEE STATE (HC)	53-6 W
10/24	* at LSU (#24-NR)	6-41 L
11/7	* at Kentucky	35-37 L
11/14	* ALABAMA	26-14 W
11/21	* ARKANSAS (NR-#9)	22-21 W
11/26	* at Ole Miss (#25-NR) [Thu.]	28-6 W

SEC CHAMPIONSHIP (R ATLANTA, Ga.)

12/5	vs. Tennessee (#23-#1)	14-24 L
------	------------------------	---------

COTTON BOWL (R DALLAS, Texas)

1/1	vs. Texas (#23-#20) [Fri.]	11-38 L
-----	----------------------------	---------

**1999 (10-2, 6-2 SEC) Final Rank: #13 AP/#12 Coaches**

7-0 H • 2-2 A • 1-0 N		Jackie Sherrill
9/4	MIDDLE TENNESSEE	40-7 W
9/11	MEMPHIS	13-10 W
9/18	OKLAHOMA STATE	29-11 W
9/25	* SOUTH CAROLINA (#23-NR)	17-0 W
10/2	* at Vanderbilt (#16-NR)	42-14 W
10/9	* at Auburn (#14-NR)	18-16 W
10/23	* LSU (HC) (#12-NR)	17-16 W
11/4	* KENTUCKY (#8-NR) [Thu.]	23-22 W
11/13	* at Alabama (#8-#11)	7-19 L
11/20	* at Arkansas (@ Little Rock) (#12-#22)	9-14 L
11/25	* OLE MISS (#18-#23) [Thu.]	23-20 W
PEACH BOWL (@ ATLANTA, Ga.)		
12/30	vs. Clemson (#15-NR) [Thu.]	17-7 W

2000 (8-4, 4-4 SEC) Final Rank: #24 AP/#22 Coaches

4-1 H • 3-3 A • 1-0 N		Jackie Sherrill
9/2	at Memphis	17-3 W
9/14	at BYU [Thu.]	44-28 W
9/23	* at South Carolina (#25-NR)	19-23 L
9/30	* FLORIDA (NR-#3)	47-35 W
10/7	* AUBURN (#20-#15)	17-10 W
10/21	* at LSU (#13-NR)	OT 38-45 L
10/28	MIDDLE TENNESSEE (HC) (#20-NR)	61-35 W
11/4	* at Kentucky (#18-NR)	35-17 W
11/11	* ALABAMA (#15-NR)	29-7 W
11/18	* ARKANSAS (#13-NR)	OT 10-17 L
11/23	* at Ole Miss (#23-NR) [Thu.]	30-45 L
INDEPENDENCE BOWL (@ SHREVEPORT, La.)		
12/31	vs. Texas A&M [Sun.]	OT 43-41 W

2001 (3-8, 2-6 SEC)

3-4 H • 0-4 A • 0-0 N		Jackie Sherrill
9/3	MEMPHIS [Mon.]	30-10 W
9/20	* SOUTH CAROLINA (#17-#18) [Thu.]	14-16 L
9/29	* at Florida (#21-#2)	0-52 L
10/6	* at Auburn	14-16 L
10/13	TROY (HC)	9-21 L
10/20	* LSU	0-42 L
11/3	* KENTUCKY	17-14 W
11/10	* at Alabama	17-24 L
11/17	* at Arkansas	21-24 L
11/22	* OLE MISS [Thu.]	36-28 W
12/1	BYU (NR-#10)	38-41 L

2002 (3-9, 0-8 SEC)

2-4 H • 1-5 A • 0-0 N		Jackie Sherrill
8/31	at Oregon (NR-#15)	13-36 L
9/14	JACKSONVILLE STATE	51-13 W
9/19	* AUBURN [Thu.]	14-42 L
9/28	* at LSU (NR-#22)	13-31 L
10/5	* at South Carolina	10-34 L
10/12	TROY (HC)	11-8 W
10/19	at Memphis	29-17 W
11/2	* KENTUCKY	24-45 L
11/9	* at Alabama (NR-#11)	14-28 L
11/16	* TENNESSEE	17-35 L
11/23	* ARKANSAS	19-26 L
11/28	* at Ole Miss [Thu.]	12-24 L

2003 (2-10, 1-7 SEC)

2-4 H • 0-6 A • 0-0 N		Jackie Sherrill
8/31	OREGON	34-42 L
9/13	at Tulane	28-31 L
9/20	at Houston	35-42 L
9/27	* LSU (NR-#7)	6-41 L
10/4	* VANDERBILT	30-21 W
10/11	MEMPHIS (HC)	35-27 W
10/18	* at Auburn (NR-#19)	13-45 L
10/25	* at Kentucky	17-42 L
11/8	* ALABAMA	0-38 L
11/15	* at Tennessee (NR-#9)	21-59 L
11/22	* at Arkansas	6-52 L
11/27	* OLE MISS [Thu.]	0-31 L

2004 (3-8, 2-6 SEC)

3-3 H • 0-5 A • 0-0 N		Sylvester Croom
9/4	TULANE	28-7 W
9/11	* AUBURN (NR-#18)	14-43 L
9/18	MAINE	7-9 L
9/25	* at LSU (NR-#13)	0-51 L
10/2	* at Vanderbilt	13-31 L
10/9	UAB (HC)	13-27 L
10/23	* FLORIDA (NR-#20)	38-31 W
10/30	* KENTUCKY	22-7 W
11/6	* at Alabama	14-30 L
11/20	* ARKANSAS	21-24 L
11/27	* at Ole Miss	3-20 L

2005 (3-8, 1-7 SEC)

2-4 H • 0-4 A • 1-0 N		Sylvester Croom
9/3	MURRAY STATE	38-6 W
9/10	* at Auburn (NR-#25)	0-28 L
9/17	vs. Tulane (@ Shreveport)	21-14 W
9/24	* GEORGIA (NR-#6)	10-23 L
10/1	* LSU (NR-#5)	7-37 L
10/8	* at Florida (NR-#13)	9-35 L
10/22	HOUSTON (HC)	16-28 L
10/29	* at Kentucky	7-13 L
11/5	* ALABAMA (NR-#4)	0-17 L
11/19	* at Arkansas (@ Little Rock)	10-44 L
11/26	* OLE MISS	35-14 W

2006 (3-9, 1-7 SEC)

1-6 H • 2-3 A • 0-0 N		Sylvester Croom
8/31	* SOUTH CAROLINA [Thu.]	0-15 L
9/9	* AUBURN (NR-#4)	0-34 L
9/16	TULANE	29-32 L
9/23	at UAB	OT 16-10 W
9/30	* at LSU (NR-#9)	17-48 L
10/7	WEST VIRGINIA (NR-#4)	14-42 L
10/14	JACKSONVILLE STATE	35-3 W
10/21	* at Georgia (NR-#24)	24-27 L
10/28	* KENTUCKY	31-34 L
11/4	* at Alabama	24-16 W
11/18	* ARKANSAS	14-28 L
11/25	* at Ole Miss	17-20 L

2007 (8-5, 4-4 SEC)

4-2 H • 3-3 A • 1-0 N		Sylvester Croom
8/30	* LSU (NR-#2) [Thu.]	0-45 L
9/8	at Tulane	38-17 W
9/15	* at Auburn	19-14 W
9/22	GARDNER-WEBB	31-15 W
9/29	* at South Carolina	21-38 L
10/6	UAB	30-13 W
10/13	* TENNESSEE (NR-#25)	21-33 L
10/20	at West Virginia (NR-#7)	13-38 L
10/27	* at Kentucky (NR-#14)	31-14 W
11/10	* ALABAMA (NR-#21)	17-12 W
11/17	* at Arkansas (@ Little Rock)	31-45 L
11/23	* OLE MISS [Fri.]	17-14 W

LIBERTY BOWL (@ MEMPHIS, Tenn.)

12/29	vs. UCF	10-3 W
-------	---------	--------

2008 (4-8, 2-6 SEC)

4-2 H • 0-6 A • 0-0 N		Sylvester Croom
8/30	at Louisiana Tech	14-22 L
9/6	SOUTHEASTERN LOUISIANA	34-10 W
9/13	* AUBURN (NR-#9)	2-3 L
9/20	at Georgia Tech	7-38 L
9/27	* at LSU (NR-#5)	24-34 L
10/11	* VANDERBILT (NR-#13)	17-14 W
10/18	* at Tennessee	3-34 L
10/25	MIDDLE TENNESSEE (HC)	31-22 W
11/1	* KENTUCKY	13-14 L
11/15	* at Alabama (NR-#1)	7-32 L
11/22	* ARKANSAS	31-28 W
11/28	* at Ole Miss [Fri.]	0-45 L

2009 (5-7, 3-5 SEC)

2-5 H • 3-2 A • 0-0 N		Dan Mullen
9/5	JACKSON STATE	45-7 W
9/12	* at Auburn	24-49 L
9/19	* at Vanderbilt	15-3 W
9/26	* LSU (NR-#7)	26-30 L
10/3	GEORGIA TECH (NR-#25)	31-42 L
10/10	HOUSTON	24-31 L
10/17	at Middle Tennessee	27-6 W
10/24	* FLORIDA (NR-#1)	19-29 L
10/31	* at Kentucky	31-24 W
11/14	* ALABAMA (NR-#3)	3-31 L
11/21	* at Arkansas (@ Little Rock)	21-42 L
11/28	* OLE MISS (NR-#25)	41-27 W

2010 (9-4, 4-4 SEC) Final Rank: #15 AP/#17 Coaches

5-2 H • 3-2 A • 1-0 N		Dan Mullen
9/4	MEMPHIS	49-7 W
9/9	* AUBURN (NR-#21) [Thu.]	14-17 L
9/18	* at LSU (NR-#15)	7-29 L
9/25	* GEORGIA	24-12 W
10/2	ALCORN STATE	49-16 W
10/9	at Houston	47-24 W
10/16	* at Florida (NR-#22)	10-7 W
10/23	UAB (#24-NR)	29-24 W
10/30	* KENTUCKY (#21-NR)	24-17 W
11/13	* at Alabama (#19-#11)	10-30 L
11/20	* ARKANSAS (#21-#13)	2OT 31-38 L
11/27	* at Ole Miss (#25-NR)	31-23 W

GATOR BOWL (@ JACKSONVILLE, Fla.)

1/1	vs. Michigan (#21-NR)	52-14 W
-----	-----------------------	---------

2011 (7-6, 2-6 SEC)

3-3 H • 3-3 A • 1-0 N		Dan Mullen
9/1	at Memphis (#20-NR) [Thu.]	59-17 W
9/10	* at Auburn (#16-#22)	34-41 L
9/15	* LSU (#25-#3) [Thu.]	6-19 L
9/24	LOUISIANA TECH	OT 26-20 W
10/1	* at Georgia	10-24 L
10/8	at UAB	21-3 W
10/15	* SOUTH CAROLINA (NR-#13)	12-14 L
10/29	* at Kentucky	28-16 W
11/5	UT MARTIN	55-17 W
11/12	* ALABAMA (NR-#3)	7-24 L
11/19	* at Arkansas (NR-#6) (@ Little Rock)	17-44 L
11/26	* OLE MISS	31-3 W

MUSIC CITY BOWL (@ NASHVILLE, Tenn.)

12/30	vs. Wake Forest [Fri.]	23-17 W
-------	------------------------	---------

**2012 (8-5, 4-4 SEC)**

6-1 H • 2-3 A • 0-1 N		Dan Mullen	
9/1	JACKSON STATE	56-9	W
9/8	* AUBURN	28-10	W
9/15	at Troy	30-24	W
9/22	SOUTH ALABAMA (#23-NR)	30-10	W
10/6	* at Kentucky (#19-NR)	27-14	W
10/13	* TENNESSEE (#18-NR)	41-31	W
10/20	MIDDLE TENNESSEE (#12-NR)	45-3	W
10/27	* at Alabama (#11-#1)	7-38	L
11/3	* TEXAS A&M (#15-#16)	13-38	L
11/10	* at LSU (#21-#7)	17-37	L
11/17	* ARKANSAS	45-14	W
11/24	* at Ole Miss (#25-NR)	24-41	L

GATOR BOWL (at JACKSONVILLE, Fla.)

1/1	vs. Northwestern (NR-#20) [Tue.]	20-34	L
-----	----------------------------------	-------	---

2013 (7-6, 3-5 SEC)

5-2 H • 1-3 A • 1-1 N		Dan Mullen	
8/31	vs. Oklahoma State (NR-#13) (at Houston)	3-21	L
9/7	ALCORN STATE	51-7	W
9/14	* at Auburn	20-24	L
9/21	TROY	62-7	W
10/5	* LSU (NR-#10)	26-49	L
10/12	BOWLING GREEN	21-20	W
10/24	* KENTUCKY [Thu.]	28-22	W
11/2	* at South Carolina (NR-#14)	16-34	L
11/9	* at Texas A&M (NR-#11)	41-51	L
11/16	* ALABAMA (NR-#1)	3-20	L
11/23	* at Arkansas (at Little Rock)	OT 24-17	W
11/28	* OLE MISS [Thu.]	OT 17-10	W

LIBERTY BOWL (at MEMPHIS, Tenn.)

12/31	vs. Rice [Tue.]	44-7	W
-------	-----------------	------	---

2014 (10-3, 6-2 SEC) Final Rank: #11 AP/#12 Coaches

7-0 H • 3-2 A • 0-1 N		Dan Mullen	
8/30	SOUTHERN MISS	49-0	W
9/6	UAB	47-34	W
9/13	at South Alabama	35-3	W
9/20	* at LSU (NR-#8)	34-29	W
10/4	* TEXAS A&M (#12-#6)	48-31	W
10/11	* AUBURN (#3-#2)	38-23	W
10/25	* at Kentucky (#1-NR)	45-31	W
11/1	* ARKANSAS (#1-NR)	17-10	W
11/8	UT MARTIN (#1-NR)	45-16	W
11/15	* at Alabama (#1-#3)	20-25	L
11/22	* VANDERBILT (#4-NR)	51-0	W
11/29	* at Ole Miss (#4-#18)	17-31	L

ORANGE BOWL (at MIAMI, Fla.)

12/31	vs. Georgia Tech (#7-#9) [Wed.]	34-49	L
-------	---------------------------------	-------	---

2015 (9-4, 4-4 SEC)

4-3 H • 4-1 A • 1-0 N		Dan Mullen	
9/5	at Southern Miss	34-16	W
9/12	* LSU (#25-#14)	19-21	L
9/19	NORTHWESTERN STATE	62-13	W
9/26	* at Auburn (NR-#25)	17-9	W
10/3	* at Texas A&M (#21-#14)	17-30	L
10/10	TROY	45-17	W
10/17	LOUISIANA TECH	45-20	W
10/24	* KENTUCKY	42-16	W
11/5	* at Missouri (#20-NR) [Thu.]	31-13	W
11/14	* ALABAMA (#17-#2)	6-31	L
11/21	* at Arkansas (#25-NR)	51-50	W
11/28	* OLE MISS (#21-#18)	27-38	L

BELK BOWL (at CHARLOTTE, N.C.)

12/30	vs. NC State [Wed.]	51-28	W
-------	---------------------	-------	---

2016 (6-7, 3-5 SEC)

3-3 H • 2-4 A • 1-0 N		Dan Mullen	
9/3	SOUTH ALABAMA	20-21	L
9/10	* SOUTH CAROLINA	27-14	W
9/17	* at LSU (NR-#20)	20-23	L
9/24	at UMass (at Foxborough)	47-35	W
10/8	* AUBURN	14-38	L
10/14	at BYU [Fri.]	20T 21-28	L
10/22	* at Kentucky	38-40	L
10/29	SAMFORD	56-41	W
11/5	* TEXAS A&M (NR-#4)	35-28	W
11/12	* at Alabama (NR-#1)	3-51	L
11/19	* ARKANSAS	42-58	L
11/26	* at Ole Miss	55-20	W

ST. PETERSBURG BOWL (at ST. PETERSBURG, Fla.)

12/26	vs. Miami (Ohio) [Mon.]	17-16	W
-------	-------------------------	-------	---

2017 (9-4, 4-4 SEC) Final Rank: #19 AP/#20 Coaches

5-2 H • 3-2 A • 1-0 N		Dan Mullen	
9/2	CHARLESTON SOUTHERN	49-0	W
9/9	at Louisiana Tech	57-21	W
9/16	* LSU (NR-#11)	37-7	W
9/23	* at Georgia (#17-#11)	3-31	L
9/30	* at Auburn (#24-#13)	10-49	L
10/14	BYU	35-10	W
10/21	* KENTUCKY	45-7	W
10/28	* at Texas A&M (NR-#24)	35-14	W
11/4	UMASS (#16-NR)	34-23	W
11/11	* ALABAMA (#16-#1)	24-31	L
11/18	* at Arkansas (#16-NR)	28-21	W
11/23	* OLE MISS (#14-NR) [Thu.]	28-31	L

TAXSLAYER BOWL (at JACKSONVILLE, Fla.)

12/30	vs. Louisville (#23-NR)	31-27	W
-------	-------------------------	-------	---

2018 (\$0-5, \$0-4 SEC) Final Rank: #25 Coaches

6-1 H • 2-3 A • 0-1 N		Joe Moorhead	
9/1	\$ STEPHEN F. AUSTIN (#18-NR)	63-6	W
9/8	\$ at Kansas State (#18-NR)	31-10	W
9/15	\$ LOUISIANA LAFAYETTE (#16-NR)	56-10	W
9/22	* at Kentucky (#14-NR)	7-28	L
9/29	* FLORIDA (#23-NR)	6-13	L
10/6	*\$ AUBURN (NR-#8)	23-9	W
10/20	* at LSU (#22-#5)	3-19	L
10/27	*\$ TEXAS A&M (NR-#16)	28-13	W
11/3	\$ LOUISIANA TECH (#21-NR)	45-3	W
11/10	* at Alabama (#25-#1)	0-24	L
11/17	*\$ ARKANSAS (#25-NR)	52-6	W
11/22	*\$ at Ole Miss (#22-NR) [Thu.]	35-3	W

OUTBACK BOWL (at TAMPA, Fla.)

1/1	vs. Iowa (#18-NR) [Tue.]	22-27	L
-----	--------------------------	-------	---

\$—All wins during 2018 were vacated by the NCAA Committee on Infractions

2019 (6-7, 3-5 SEC)

4-3 H • 2-3 A • 0-1 N		Joe Moorhead	
8/31	at Louisiana Lafayette (at New Orleans)	38-28	W
9/7	SOUTHERN MISS	38-15	W
9/14	KANSAS STATE	24-31	L
9/21	* KENTUCKY	28-13	W
9/28	* at Auburn (NR-#7)	23-56	L
10/12	* at Tennessee	10-20	L
10/19	* LSU (NR-#2)	13-36	L
10/26	* at Texas A&M	30-49	L
11/2	* at Arkansas	54-24	W
11/16	* ALABAMA (NR-#5)	7-38	L
11/23	* ABILENE CHRISTIAN	45-7	W
11/26	* OLE MISS [Thu.]	21-20	W

MUSIC CITY BOWL (at NASHVILLE, Tenn.)

12/30	vs. Louisville [Mon.]	28-38	L
-------	-----------------------	-------	---



1895-1932 (PRE-SEC YEARS)

Year	Overall Record	Conf.	Head Coach
1895	0-2	—	W.M. Matthews
1896	0-4	SIAA	J.B. Hildebrand
1901	2-2-1	SIAA	L.B. Harvey
1902	1-4-1	SIAA	L. Gwinn
1903	3-0-2	SIAA	Dan Martin
1904	2-5	SIAA	Dan Martin
1905	3-4	SIAA	Dan Martin
1906	2-2-1	SIAA	Dan Martin
1907	6-3	SIAA	Fred Furman
1908	3-4	SIAA	Fred Furman
1909	5-4	SIAA	W.D. Chadwick
1910	7-2	SIAA	W.D. Chadwick
1911	7-2-1	SIAA	W.D. Chadwick
1912	4-3	SIAA	W.D. Chadwick
1913	6-1-1	SIAA	W.D. Chadwick
1914	6-2	SIAA	E.C. Hayes
1915	5-2-1	SIAA	E.C. Hayes
1916	4-4-1	SIAA	E.C. Hayes
1917	6-1	SIAA	Sid Robinson
1918	3-2	SIAA	Sid Robinson
1919	6-2	SIAA	Sid Robinson
1920	5-3	SIAA	Fred Holtkamp
1921	4-4-1	SC	Fred Holtkamp
1922	3-4-2	SC	C.R. Dudy Noble
1923	5-2-2	SC	Earl Able
1924	5-4	SC	Earl Able
1925	3-4-1	SC	Bernie Bierman
1926	5-4	SC	Bernie Bierman
1927	5-3	SC	J.W. Hancock
1928	2-4-2	SC	J.W. Hancock
1929	1-5-2	SC	J.W. Hancock
1930	2-7	SC	Chris Cagle
1931	2-6	SC	Ray Dauber
1932	3-5	SC	Ray Dauber

SIAA — Southern Intercollegiate Athletic Association

SC — Southern Conference

1933-PRESENT

Year	Overall Record	SEC Record	SEC Finish	Head Coach
1933	3-6-1	1-5-1	12th	Ross McKechnie
1934	4-6	0-5	12th	Ross McKechnie
1935	8-3	2-3	t-9th	Ralph Sasse
1936	7-3-1	3-2	5th	Ralph Sasse
1937	5-4-1	3-2	5th	Ralph Sasse
1938	4-6	1-4	11th	Spike Nelson
1939	8-2	3-2	4th	Allyn McKeen
1940	10-0-1	4-0-1	2nd	Allyn McKeen
1941	8-1-1	4-0-1	1st	Allyn McKeen
1942	8-2	5-2	4th	Allyn McKeen
1943	No team due to World War II			
1944	6-2	3-2	5th	Allyn McKeen
1945	6-3	2-3	t-7th	Allyn McKeen
1946	8-2	3-2	5th	Allyn McKeen
1947	7-3	2-2	4th	Allyn McKeen
1948	4-4-1	3-3	7th	Allyn McKeen
1949	0-8-1	0-6	12th	Slick Morton
1950	4-5	3-4	7th	Slick Morton
1951	4-5	2-5	11th	Slick Morton
1952	5-4	3-4	7th	Murray Warmath
1953	5-2-3	3-1-3	6th	Murray Warmath
1954	6-4	3-3	t-6th	Darrell Royal
1955	6-4	4-4	6th	Darrell Royal
1956	4-6	2-5	t-8th	Wade Walker
1957	6-2-1	4-2-1	t-3rd	Wade Walker
1958	3-6	1-6	12th	Wade Walker
1959	2-7	0-7	12th	Wade Walker
1960	2-6-1	0-5-1	11th	Wade Walker
1961	5-5	1-5	t-10th	Wade Walker

1962	3-6	2-5	9th	Paul Davis
1963	7-2-2	4-1-2	4th	Paul Davis
1964	4-6	2-5	8th	Paul Davis
1965	4-6	1-5	t-9th	Paul Davis
1966	2-8	0-6	t-9th	Paul Davis
1967	1-9	0-6	t-9th	Charley Shira
1968	0-8-2	0-4-2	9th	Charley Shira
1969	3-7	0-5	10th	Charley Shira
1970	6-5	3-4	t-7th	Charley Shira
1971	2-9	1-7	10th	Charley Shira
1972	4-7	1-6	9th	Charley Shira
1973	4-5-2	2-5	t-8th	Bob Tyler
1974	9-3	3-3	t-4th	Bob Tyler
1975*	2-9	0-6	t-9th	Bob Tyler
1976*	0-11	0-6	t-9th	Bob Tyler
1977*	0-11	0-6	t-9th	Bob Tyler
1978	6-5	2-4	t-7th	Bob Tyler
1979	3-8	2-4	8th	Emory Bellard
1980	9-3	5-1	t-2nd	Emory Bellard
1981	8-4	4-2	3rd	Emory Bellard
1982	5-6	2-4	8th	Emory Bellard
1983	3-8	1-5	8th	Emory Bellard
1984	4-7	1-5	t-9th	Emory Bellard
1985	5-6	0-6	9th	Emory Bellard
1986	6-5	2-4	t-7th	Rockey Felker
1987	4-7	1-5	t-7th	Rockey Felker
1988	1-10	0-7	10th	Rockey Felker
1989	5-6	1-6	9th	Rockey Felker
1990	5-6	1-6	t-8th	Rockey Felker
1991	7-5	4-3	t-4th	Jackie Sherrill
1992	7-5	4-4	3rd (W)	Jackie Sherrill
1993\$	4-5-2	3-4-1	4th (W)	Jackie Sherrill
1994	8-4	5-3	2nd (W)	Jackie Sherrill
1995	3-8	1-7	4th (W)	Jackie Sherrill
1996	5-6	3-5	4th (W)	Jackie Sherrill
1997	7-4	4-4	t-3rd (W)	Jackie Sherrill
1998	8-5	6-2	t-1st (W)	Jackie Sherrill
1999	10-2	6-2	2nd (W)	Jackie Sherrill
2000	8-4	4-4	t-3rd (W)	Jackie Sherrill
2001	3-8	2-6	6th (W)	Jackie Sherrill
2002	3-9	0-8	5th (W)	Jackie Sherrill
2003	2-10	1-7	5th (W)	Jackie Sherrill
2004	3-8	2-6	6th (W)	Sylvester Croom
2005	3-8	1-7	5th (W)	Sylvester Croom
2006	3-9	1-7	6th (W)	Sylvester Croom
2007	8-5	4-4	t-3rd (W)	Sylvester Croom
2008	4-8	2-6	t-4th (W)	Sylvester Croom
2009	5-7	3-5	t-4th (W)	Dan Mullen
2010	9-4	4-4	5th (W)	Dan Mullen
2011	7-6	2-6	5th (W)	Dan Mullen
2012	8-5	4-4	4th (W)	Dan Mullen
2013	7-6	3-5	5th (W)	Dan Mullen
2014	10-3	6-2	2nd (W)	Dan Mullen
2015	9-4	4-4	t-5th (W)	Dan Mullen
2016	6-7	3-5	t-5th (W)	Dan Mullen
2017	9-4	4-4	t-4th (W)	Dan Mullen
2018^	0-5	0-4	4th (W)	Joe Moorhead
2019	6-7	3-5	t-4th (W)	Joe Moorhead

120 yrs. 561-585-39

199-372-13

33 Coaches

* — All wins in the 1975-77 seasons were forfeited by the NCAA, except for the 1975 Memphis and North Texas games.

\$ — Win over Alabama in 1993 was forfeited to MSU by the NCAA.

^ — All wins in the 2018 season were vacated by the NCAA Committee on Infractions.

MSU HOMECOMING HISTORY

Date	Opponent	Score
10-23-37	Florida	W, 14-13
10-1-38	Florida	W, 22-0
11-4-39	Birmingham-Southern	W, 28-0
10-19-40	Samford	W, 40-7
10-25-41	Union	W, 56-7
11-14-42	Duquesne	W, 28-6
10-20-45	Maxwell [Ala.] Field	W, 16-6
11-2-46	Murray State	W, 69-0

10-25-47	Hardin-Simmons	W, 27-7
10-16-48	Cincinnati	W, 27-0
10-1-49	Baylor	L, 6-14
11-11-50	Kentucky	L, 21-48
10-27-51	Alabama	L, 0-7
10-18-52	Kentucky	W, 27-14
10-10-53	Auburn	T, 21-21
11-6-54	North Texas	W, 48-26
10-8-55	Tulane	W, 14-0
10-13-56	Trinity	W, 18-6
10-12-57	Arkansas State	W, 47-13
10-25-58	Alabama	L, 7-9
10-24-59	Memphis	W, 28-23
10-29-60	Alabama	L, 0-7
10-14-61	Arkansas State	W, 38-0
11-3-62	Alabama	L, 0-20
10-19-63	Houston	W, 20-0
10-10-64	Tulane	W, 17-6
10-9-65	Southern Miss	W, 27-9
10-8-66	Southern Miss	W, 10-9
10-21-67	Houston	L, 6-43
10-12-68	Southern Miss	L, 14-47
10-11-69	Southern Miss	W, 34-20
10-24-70	Southern Miss	W, 51-15
10-16-71	Lamar	W, 24-7
10-28-72	Houston	W, 27-13
10-27-73	Southern Miss	T, 10-10
10-26-74	Louisville	W, 56-7
10-18-75	North Texas	W, 15-12
10-2-76	*Cat Poly Pomona	W, 38-0
10-22-77	Southern Miss	L, 7-14
10-14-78	Florida State	W, 55-27
10-20-79	Marshall	W, 48-0
10-11-80	Southern Miss	L, 14-42
10-17-81	Miami (Fla.)	W, 14-10
10-23-82	Auburn	L, 17-35
10-15-83	Miami (Fla.)	L, 7-31
10-13-84	Kentucky	L, 13-17
10-19-85	Tulane	W, 31-27
10-25-86	Auburn	L, 6-35
10-3-87	Memphis	W, 9-6
10-29-88	Alabama	L, 34-53
10-21-89	Memphis	W, 35-10
10-27-90	Auburn	L, 16-17
10-19-91	Memphis	L, 23-28
10-24-92	Arkansas State	W, 56-6
10-23-93	Arkansas State	T, 15-15
10-22-94	Tulane	W, 66-22
10-28-95	Kentucky	W, 42-32
11-2-96	Louisiana-Monroe	W, 59-0
10-25-97	UCF	W, 35-28
10-17-98	East Tennessee State	W, 53-6
10-23-99	LSU	W, 17-16
10-28-00	Middle Tennessee	W, 61-35
10-13-01	Troy	L, 9-21
10-12-02	Troy	W, 11-8
10-11-03	Memphis	W, 35-27
10-9-04	UAB	L, 13-27
10-22-05	Houston	L, 16-28
10-14-06	Jacksonville State	W, 35-3
10-6-07	UAB	W, 30-13
10-25-08	Middle Tennessee	W, 31-22
10-10-09	Houston	L, 24-31
10-23-10	UAB	W, 29-24
11-5-11	UT Martin	W, 55-17
10-20-12	Middle Tennessee	W, 45-3
10-12-13	Bowling Green	W, 21-20
11-8-14	UT Martin	W, 45-16
10-17-15	Louisiana Tech	W, 45-20
10-29-16	Samford	W, 56-41
10-21-17	Kentucky	W, 45-7
11-3-18	^Louisiana Tech	W, 45-3
11-23-19	Abilene Christian	W, 45-7

81 Games — 38 Different Opponents

— 55-22-3

* — All wins in the 1975-77 seasons were forfeited by the NCAA, except for the 1975 Memphis and North Texas games.

^ — All wins in the 2018 season were vacated by the NCAA Committee on Infractions.



WINNINGEST MSU HEAD COACHES (WINS)

	Head Coach	Years	Tenure	Record	Pct.
1.	Jackie Sherrill	13	1991-2003	75-75-2	.500
2.	Dan Mullen	9	2009-17	69-46	.600
3.	Allyn McKeen	9	1939-48	65-19-3	.764
4.	Emory Bellard	7	1979-85	37-42	.468
5.	W.D. Chadwick	5	1909-13	29-12-2	.698
6.	Wade Walker	6	1956-61	22-32-2	.411
7.	Rockey Felker	5	1986-90	21-34	.382
	Sylvester Croom	4	2004-08	21-38	.356
	Bob Tyler*	6	1973-78	21-44-2	.328
10.	Ralph Sasse	3	1935-37	20-10-2	.656
	Paul Davis	5	1962-66	20-28-2	.420

* — All wins in the 1975-77 seasons were forfeited by the NCAA, except for the 1975 Memphis State and North Texas games.

WINNINGEST MSU HEAD COACHES (PERCENTAGE)

	Head Coach	Years	Tenure	Record	Pct.
--	Greg Knox*	1 game	2017	1-0	1.000
1.	Allyn McKeen	9	1939-48	65-19-3	.764
2.	Sid Robinson	3	1917-19	15-5	.750
3.	W.D. Chadwick	5	1909-13	29-12-2	.698
4.	Ralph Sasse	3	1935-37	20-10-2	.656
5.	E.C. Hayes	3	1914-16	15-8-2	.640
6.	Earl Able	2	1923-24	10-6-2	.611
7.	Murray Warmath	2	1952-53	10-6-3	.605
8.	Dan Mullen	9	2009-17	69-46	.600
	Darrell Royal	2	1954-55	12-8	.600
10.	Fred Furman	2	1907-08	9-7	.563

* — Interim coach who coached the 2017 TaxSlayer Bowl vs. Louisville following the departure of Dan Mullen at the end of the regular season



Allyn McKeen, a 1991 College Football Hall of Fame inductee, holds the highest winning percentage by a permanent MSU head coach, compiling a .764 mark (65-19-3) from 1939-48.

MSU CHRONOLOGICAL COACHING RECORDS

	Head Coach (Alma Mater)	Years	Tenure	Record	Pct.
	W.M. Matthews (Mississippi State)	1	1895	0-2	.000
	J.B. Hildebrand (Vanderbilt)	1	1896	0-4	.000
	L.B. Harvey (Georgetown)	1	1901	2-2-1	.500
	L. Gwinn (Auburn)	1	1902	1-4-1	.250
	Dan Martin (Auburn)	4	1903-06	10- 11-3	.479
	Fred Furman (Cornell)	2	1907-08	9- 7	.563
	W.D. Chadwick (Marietta)	5	1909-13	29-12-2	.698
	E.C. Hayes (Albion)	3	1914-16	15- 8-2	.640
	Sid Robinson (Colgate)	3	1917-19	15- 5	.750
	Fred Holtkamp (Ohio State)	2	1920-21	9- 7-1	.559
	C.R. Dudy Noble (Mississippi State)	1	1922	3- 4-2	.444
	Earl Able (Colgate)	2	1923-24	10- 6-2	.611
	Bernie Bierman (Minnesota)	2	1925-26	8- 8-1	.500
	J.W. Hancock (Iowa)	3	1927-29	8-12-4	.417
	Chris Cagle (Army)	1	1930	2- 7	.222
	Ray Dauber (Iowa)	2	1931-32	5- 11	.313
	Ross McKechnie (Washington)	2	1933-34	7-12-1	.375
	Ralph Sasse (Army)	3	1935-37	20-10-2	.656
	Spike Nelson (Iowa)	1	1938	4- 6	.400
	Allyn McKeen (Tennessee)	9	1939-48	65-19-3	.764
	Slick Morton (LSU)	3	1949-51	8-18-1	.315
	Murray Warmath (Tennessee)	2	1952-53	10- 6-3	.605
	Darrell Royal (Oklahoma)	2	1954-55	12- 8	.600
	Wade Walker (Oklahoma)	6	1956-61	22-32-2	.411
	Paul Davis (Ole Miss)	5	1962-66	20-28-2	.420
	Charley Shira (Mississippi State)	6	1967-72	16-45-2	.270
	*Bob Tyler (Ole Miss)	6	1973-78	21-44-2	.328
	Emory Bellard (Southwest Texas State)	7	1979-85	37-42	.468
	Rockey Felker (Mississippi State)	5	1986-90	21-34	.382
	Jackie Sherrill (Alabama)	13	1991-2003	75-75-2	.500
	Sylvester Croom (Alabama)	5	2004-08	21-38	.356
	Dan Mullen (Ursinus College)	9	2009-17	69-46	.600
	^Joe Moorhead (Fordham)	2	2018-19	6-12	.333
	Mike Leach (BYU)	0	2020-present	0-0	.000

MOST WINS BY MSU COACH IN EGG BOWL

	Head Coach	Seasons	Years	Record	Pct.
1.	Jackie Sherrill	13	1991-2003	7-6	.538
2.	Dan Mullen	9	2009-17	5-4	.556
	Allyn McKeen	9	1939-48	5-4	.556
4.	Sid Robinson\$	3	1917-19	4-0	1.000
5.	Bob Tyler*	6	1973-78	3-3	.500

HIGHEST WINNING PERCENTAGE IN EGG BOWL (MINIMUM THREE YEARS)

	Head Coach	Seasons	Years	Record	Pct.
1.	Sid Robinson\$	3	1917-19	4-0	1.000
2.	Dan Mullen	9	2009-17	5-4	.556
	Allyn McKeen	9	1939-48	5-4	.556
4.	Jackie Sherrill	13	1991-2003	7-6	.538
5.	Bob Tyler*	6	1973-78	3-3	.500

* — All wins in the 1975-77 seasons were forfeited by the NCAA, except for the 1975 Memphis State and North Texas State games.

^ — All wins in the 2018 season were vacated by the NCAA Committee on Infractions.

\$ — The Golden Egg trophy was not awarded until 1927..



MSU IN THE FINAL NATIONAL RANKINGS

Year	AP	UPI	Coaches	CFP
1940	9	--	--	--
1941	16	--	--	--
1942	18	--	--	--
1957	14	--	--	--
1963	--	11	--	--
1974	17	17	--	--
1976	20	--	--	--
1980	19	--	--	--
1981	--	17	--	--
1992	23	25	--	--
1994	24	--	25	--
1999	13	--	12	--
2000	24	--	22	--
2010	15	--	17	--
2014	11	--	12	7
2017	19	--	20	23
2018	--	--	25	18

MSU'S RECORD IN ...

State/Country	Record	Pct.
Alabama	39-98-3	.302
Arkansas	4-9-1	.321
California	2-0	1.000
Colorado	1-0	1.000
Cuba	1-0	1.000
Florida	14-34-2	.320
Georgia	3-19	.136
Illinois	1-1	.500
Indiana	0-3	.000
Kansas	0-1	.000
Kentucky	10-16	.385
Louisiana	43-76-4	.366
Maryland	0-1	.000
Massachusetts	1-0	1.000
Michigan	1-1-1	.500
Mississippi	367-255-20	.587
Missouri	1-2	.333
New York	2-0	1.000
North Carolina	2-1	.667
Ohio	1-1	.500
Oklahoma	0-2	.000
Oregon	0-1	.000
Pennsylvania	2-1	.667
South Carolina	3-5-1	.389
Tennessee	50-39-6	.558
Texas	14-15-1	.483
Utah	1-1	.500
Washington	0-1	.000
West Virginia	0-1	.000
TOTALS	561-585-39	.490

MSU'S RECORD AT ...

Site	Record	Pct.
Home	290-158-14	.643
Away	171-305-17	.365
Neutral	100-122-8	.450
TOTALS	561-585-39	.490

MSU IN DOMES/RETRACTABLE ROOF STADIUMS ...

Dome	Record	Pct.
Astrodome	1-2	.333
Carrier Dome	1-0	1.000
Georgia Dome	1-3	.250
NRG Stadium	0-1	.000
Superdome	7-2	.778
Tropicana Field	1-0	1.000
TOTALS	11-8	.579

(last dome game: def. Louisiana, 38-28, in New Orleans, La., on Aug. 31, 2019)

MSU ON ARTIFICIAL TURF ...

40-46 (last field turf game: defeated Louisiana, 38-28, on Aug. 31, 2019 in New Orleans)

[NOTE: includes four wins that were forfeited from 1975-77 and one win that was vacated in 2018.]

MSU'S RECORD BY DECADE ...

Decade	Record	Pct.
1890s	0-6	.000
1900s	27-28-5	.492
1910s	54-21-4	.709
1920s	38-37-10	.506
1930s	46-48-3	.490
1940s	57-25-4	.686
1950s	45-45-4	.500
1960s	31-63-5	.338
1970s	36-73-2	.333
1980s	50-62-0	.446
1990s	64-50-2	.560
2000s	42-76-0	.356
2010s	71-51-0	.582
TOTALS	561-585-39	.490

MSU'S RECORD BY MONTH ...

Month	Record	Pct.
August	4-6	.400
September	134-104-2	.563
October	236-214-19	.523
November	169-236-17	.421
December	16-19-1	.458
January	2-6	.250
TOTALS	561-585-39	.490

MSU'S RECORD BY DAY ...

Day	Record	Pct.
Sunday	3-4	.429
Monday	5-3-1	.611
Tuesday	3-4	.529
Wednesday	4-1	.800
Thursday	23-27-2	.462
Friday	30-20-2	.596
Saturday	493-526-34	.484
TOTALS	561-585-39	.490

MSU'S RECORD IN ...

Season Openers \$&	82-35-2	.714
@ Home \$&	55-16-1	.801
@ Away Sites	19-10-1	.650
@ Neutral Sites	7-9	.438
vs. SEC opponents	6-12	.333
vs. Non-SEC opponents \$&	76-23-2	.782
Home Openers* \$&	85-31-2	.754
vs. SEC opponents	9-7	.563
vs. Non-SEC opp. \$&	76-23-2	.784
Road Openers % \$&	53-59-6	.483
vs. SEC opponents	10-33-1	.239
vs. Non-SEC opp. \$&	43-26-5	.628
SEC Openers	29-55-2	.349
@ Home	13-16	.448
@ Away Sites	12-29-1	.298
@ Neutral Sites	4-10-1	.300
SEC Home Openers^	31-40-2	.438
SEC Road Openers	23-62-1	.273

* — MSU did not play a home game in 1895

% — MSU did not play a road game in 1906

^ — MSU did not play a home SEC game in the following years: 1939, 1944, 1946, 1954, 1966, 1968, 1970, 1972, 1975, 1976, 1977, 1979, 1980

& — All wins in 1975-77 were forfeited by the NCAA, except the 1975 Memphis and North Texas Games

\$ — All wins in 2018 were vacated by the NCAA Committee on Infractions

LAST MSU SEC RECORD OF...

0-1: 2018**	3-0: 2014
0-2: 2018**	3-1: 2012
0-3: 2011**	3-2: 2017
0-4: 2011**	3-3: 2017
0-5: 2006	3-4: 2018
0-6: 2005	3-5: 2019
0-7: 2005	
0-8: 2002	4-0: 2014

1-0: 2019	4-1: 1981
1-1: 2019	4-2: 2000
1-2: 2019	4-3: 2017
1-3: 2019	4-4: 2018

1-4: 2019	5-0: 2014
1-5: 2013	5-1: 1999
1-6: 2011	5-2: 1999
1-7: 2006	5-3: 1994

2-0: 2014	6-0: Never
2-1: 2000	6-1: 2014
2-2: 2017	6-2: 1999

2-3: 2018	
2-4: 2019	7-0: Never
2-5: 2019	7-1: 2014
2-6: 2011	

LAST MSU RECORD OF...

0-1: 2016**	4-0: 2014
0-2: 2006**	4-1: 2000
0-3: 2006**	4-2: 2018
0-4: 2003**	4-3: 2018
0-5: Never**	4-4: 2013
0-6: Never**	4-5: 2019
0-7: Never**	4-6: 2019
0-8: Never**	4-7: 2016
0-9: Never**	4-8: 2008
0-10: Never**	
0-11: Never**	5-0: 2014

1-0: 2019	5-1: 1998
1-1: 2019	5-2: 2017
1-2: 2016	5-3: 2018
1-3: 2006	5-4: 2011
1-4: 2006	5-5: 2011
1-5: 2006	5-6: 2019
1-6: 1988	5-7: 2016

1-7: 1988	6-0: 2014
1-8: 1988	6-1: 1986
1-9: 1988	6-2: 2017
1-10: 1988	6-3: 2018

2-0: 2018	6-4: 2018
2-1: 2019	6-5: 2007
2-2: 2016	6-6: 2019
2-3: 2016	6-7: 2019

2-4: 2016	7-0: 2014
2-5: 2016	7-1: 2012
2-6: 2006	7-2: 2017
2-7: 2006	7-3: 2017
2-8: 2005	7-4: 2018
2-9: 2003	7-5: 2007

2-10: 2003	
3-0: 2018	8-0: 2014
3-1: 2019	8-1: 1999
3-2: 2019	8-2: 1999
3-3: 2019	8-3: 2017
3-4: 2019	8-4: 2018
3-5: 2019	8-5: 2018

3-6: 2004	9-0: 2014
3-7: 2006	9-1: 2014
3-8: 2006	9-2: 1999
3-9: 2006	9-3: 1980
	9-4: 2017

10-0: Never\$	
10-1: 2014	
10-2: 2014	
10-3: 2014	

** — Reflects on-field results

(MSU was 2-9 in 1975 and 0-11 in 1976 and 1977 due to wins forfeited and 0-5 in 2018 due to wins vacated.)

\$ — 10-0-1 in 1940



LONGEST WINNING STREAKS

	Wins	Span	Ended Against
1.	13	10/17/1942 - 11/11/1944	at Alabama (L, 0-19, 11/18/1944)
2.	12	11/23/2013 - 11/8/2014	at Alabama (L, 20-25, 11/15/2014)
3.	10	10/19/1940 - 10/4/1941	at LSU (T, 0-0, 10/11/1941)
4.	9	11/26/2011 - 10/20/2012	at Alabama (L, 7-38, 10/27/2012)
5.	8	9/4/1999 - 11/4/1999	at Alabama (L, 7-19, 11/13/1999)
	8	11/28/1918 - 11/8/1919	vs. Auburn [at Birmingham] (L, 0-7, 11/15/1919)

LONGEST HOME WINNING STREAK:

20 games (9/23/1939 - 11/22/1947)

LONGEST ROAD WINNING STREAK (NO NEUTRAL SITES):

8 games (11/11/1939 - 10/4/1941)

LONGEST ROAD WINNING STREAK (INCLUDES NEUTRAL SITES):

8 games (10/17/1942 - 11/11/1944)

LONGEST SEC WINNING STREAKS

	Wins	Span	Ended Against
1.	8	11/14/1998 - 11/4/1999	at Alabama (L, 7-19, 11/13/1999)
	8	10/17/1942 - 11/11/1944	at Alabama (L, 0-19, 11/18/1944)
3.	7	11/23/2013 - 11/1/2014	at Alabama (L, 20-25, 11/15/2014)
	7	9/20/1980 - 10/24/1981	at Alabama (L, 10-13, 10/31/1981)
5.	5	11/9/1940 - 10/4/1941	at LSU (T, 0-0, 10/11/1941)
6.	4	9/24/1955 - 10/22/1955	at Auburn (L, 26-27, 11/5/1955)
	4	11/26/2011 - 10/13/2012	at Alabama (L, 7-38, 10/27/2012)

LONGEST SEC HOME WINNING STREAK:

11 games (9/5/1998 - 11/11/2000)

LONGEST SEC ROAD WINNING STREAK (NO NEUTRAL SITES):

6 games (11/11/1939 - 10/4/1941)

LONGEST SEC ROAD WINNING STREAK (INCLUDES NEUTRAL SITES):

7 games (10/17/1942 - 11/11/1944)

LONGEST UNBEATEN STREAKS

	Games	Span (Wins, Ties)	Ended Against
1.	21	11/4/1939 - 11/8/1941 (19W, 2T)	at Duquesne (L, 0-16, 11/15/1941)
2.	13	10/17/1942 - 11/11/1944 (13W)	at Alabama (L, 0-19, 11/18/1944)
3.	12	11/23/2013 - 11/8/2014	at Alabama (L, 20-25, 11/15/2014)
4.	9	11/26/2011 - 10/20/2012 (9W)	at Alabama (L, 7-38, 10/27/2012)
5.	8	9/4/1999 - 11/4/1999 (8W)	at Alabama (L, 7-19, 11/13/1999)
	8	11/28/1918 - 11/8/1919 (8W)	vs. Auburn [at Birmingham] (L, 0-7, 11/15/1919)

LONGEST SEC UNBEATEN STREAKS

	Games	Span (Wins, Ties)	Ended Against
1.	12	11/1/1939 - 11/29/1941 (10W, 2T)	at Alabama (L, 6-21, 10/3/1942)
2.	8	11/14/1998 - 11/4/1999 (8W)	at Alabama (L, 7-19, 11/13/1999)
	8	10/17/1942 - 11/11/1944 (8W)	at Alabama (L, 0-19, 11/18/1944)
4.	7	11/23/2013 - 11/1/2014 (7W)	at Alabama (L, 20-25, 11/15/2014)
	7	9/20/1980 - 10/24/1981 (7W)	at Alabama (L, 10-13, 10/31/1981)
6.	4	9/24/1955 - 10/22/1955 (4W)	at Auburn (L, 26-27, 11/5/1955)
	4	11/26/2011 - 10/13/2012 (4W)	at Alabama (L, 7-38, 10/27/2012)



Quarterback Dak Prescott led Mississippi State on a 12-game win streak from 2013-14.

LONGEST LOSING STREAKS

	Losses	Span	Ended Against
1.	11	10/14/1967 - 10/12/1968	vs. Texas Tech [at Jackson] (T, 28-28, 10/19/1968)
2.	10	9/10/1988 - 11/26/1988	VANDERBILT (W, 42-7, 9/2/1989)
3.	8	10/15/1966 - 9/30/1967	at Texas Tech (W, 7-3, 10/7/1967)
	8	10/16/1965 - 9/24/1966	RICHMOND (W, 20-0, 10/1/1966)
5.	7	9/24/1983 - 11/5/1983	at LSU (W, 45-26, 11/12/1983)
	7	10/25/1958 - 10/3/1959	ARKANSAS STATE (W, 49-14, 10/10/1959)
	7	9/24/2005 - 11/19/2005	OLE MISS (W, 35-14, 11/26/2005)

LONGEST SEC LOSING STREAKS

	Losses	Span	Ended Against
1.	19	10/22/1965 - 10/5/1968	vs. Texas Tech [at Jackson] (T, 28-28, 10/19/1968) ¹
2.	13	10/4/1958 - 11/28/1959	vs. Tennessee [at Memphis] (T, 0-0, 10/1/1960)
3.	11	9/23/1989 - 11/3/1990	vs. LSU [at Jackson] (W, 34-22, 11/17/1990)
4.	10	11/6/2004 - 11/19/2005	OLE MISS (W, 35-14, 11/26/2005)
5.	9	10/18/2003 - 10/2/2004	FLORIDA (W, 38-31, 10/23/2004)
	9	9/19/2002 - 9/27/2003	VANDERBILT (W, 30-21, 10/4/2003)
	9	10/25/1986 - 11/14/1987	vs. Ole Miss [at Jackson] (W, 30-20, 11/21/1987)

LONGEST WINLESS STREAKS

	Games	Span	Ended Against
1.	17	10/14/1967 - 11/30/1968 (15L, 2T)	RICHMOND (W, 17-14, 9/20/1969)
2.	10	9/10/1988 - 11/26/1988 (10L)	VANDERBILT (W, 42-7, 9/2/1989)
	10	11/27/1948 - 11/26/1949 (9L, 1T)	ARKANSAS STATE (W, 67-0, 9/23/1950)
4.	8	10/15/1966 - 9/30/1967 (8L)	at Texas Tech (W, 7-3, 10/7/1967)
	8	10/16/1965 - 9/24/1966 (8L)	RICHMOND (W, 20-0, 10/1/1966)

LONGEST SEC WINLESS STREAKS

	Games	Span	Ended Against
1.	29	10/22/1965 - 9/19/1970 (27L, 2T)	vs. Vanderbilt [at Memphis] (W, 20-6, 9/26/1970)
2.	22	10/4/1958 - 11/4/1961 (21L, 1T)	vs. Auburn [at Birmingham] (W, 11-10, 11/11/1961)
3.	11	9/23/1989 - 11/3/1990 (11L)	LSU (W, 34-22, 11/17/1990)
4.	10	11/6/2004 - 11/19/2005	OLE MISS (W, 35-14, 11/26/2005)
5.	9	10/18/2003 - 10/2/2004 (9L)	FLORIDA (W, 38-31, 10/23/2004)
	9	9/19/2002 - 9/27/2003 (9L)	VANDERBILT (W, 30-21, 10/4/2003)
	9	10/25/1986 - 11/14/1987 (9L)	vs. Ole Miss [at Jackson] (W, 30-20, 11/21/1987)

LONGEST WITHOUT BEING SHUTOUT

	Games	Span	Ended Against
1.	125	9/5/2009 - 11/3/2018 (76-49)	at Alabama (L, 0-24, 11/10/2018)
2.	90	11/18/1978 - 11/1/1986 (44-46-0)	vs. LSU [at Jackson] (L, 0-47, 11/15/1986)
3.	76	11/10/1990 - 9/27/1997 (39-35-2)	at Georgia (L, 0-47, 10/4/1997)
4.	45	10/11/1997 - 9/20/2001 (31-14-0)	at Florida (L, 0-52, 9/29/2001)
5.	40	11/9/1974 - 9/23/1978 (8-32-0)	at Florida (L, 0-34, 9/30/1978)

LONGEST WIN STREAKS AGAINST SAME OPPONENT

	Games	Span	Opponent
1.	14	9/23/1950 - 10/24/1992	Arkansas State
2.	13	11/30/1911 - 10/24/1925	Ole Miss
3.	12	9/3/1994 - Present	Memphis
4.	9	11/10/1951 - 10/28/1961	Memphis
5.	9	9/20/1934 - Present	Samford

** — All streaks reflect on-field results

¹ — Texas Tech was an appointed conference game for MSU in 1968



MSU has won 12-straight games against Memphis. In the last meeting, Sept. 1, 2011, Vick Ballard rushed for three TDs.

**ABILENE CHRISTIAN (MSU, 1-0)**

11/23/2019: MSU, 45-7 at Starkville
at Starkville: MSU, 1-0

AIR FORCE (AFA, 1-0)

12/29/1991: AFA, 38-15 at Memphis, Tenn.
at Neutral Sites: AFA, 1-0

ALABAMA (UA, 83-18-3)*

10/24/1896: UA, 20-0 at Tuscaloosa, Ala.
 11/26/1901: UA, 45-0 at Tuscaloosa, Ala.
 11/8/1902: UA, 27-0 at Tuscaloosa, Ala.
 10/16/1903: MSU, 11-0 at Columbus, Miss.
 10/15/1904: UA, 6-0 at Columbus, Miss.
 10/14/1905: UA, 34-0 at Tuscaloosa, Ala.
 11/3/1906: UA, 16-4 at Starkville
 10/20/1911: Tied, 6-6 at Columbus, Miss.
 10/18/1912: MSU, 7-0 at Aberdeen, Miss.
 11/27/1913: MSU, 7-0 at Birmingham, Ala.
 11/26/1914: MSU, 9-0 at Birmingham, Ala.
 11/27/1919: UA, 14-6 at Birmingham, Ala.
 11/25/1920: UA, 24-7 at Birmingham, Ala.
 11/24/1921: Tied, 7-7 at Birmingham, Ala.
 11/30/1922: UA, 59-0 at Birmingham, Ala.
 10/31/1925: UA, 6-0 at Tuscaloosa, Ala.
 10/9/1926: UA, 26-7 at Meridian, Miss.
 10/29/1927: UA, 13-7 at Tuscaloosa, Ala.
 10/13/1928: UA, 46-0 at Starkville
 10/10/1931: UA, 53-0 at Meridian, Miss.
 10/1/1932: UA, 53-0 at Montgomery, Ala.
 10/14/1933: UA, 18-0 at Tuscaloosa, Ala.
 10/13/1934: UA, 41-0 at Tuscaloosa, Ala.
 10/12/1935: MSU, 20-7 at Tuscaloosa, Ala.
 10/10/1936: UA, 7-0 at Tuscaloosa, Ala.
 10/28/1939: UA, 7-0 at Tuscaloosa, Ala.
 11/30/1940: MSU, 13-0 at Tuscaloosa, Ala.
 10/4/1941: MSU, 14-0 at Tuscaloosa, Ala.
 10/3/1942: UA, 21-6 at Tuscaloosa, Ala.
 11/18/1944: UA, 19-0 at Tuscaloosa, Ala.
 12/1/1945: UA, 55-13 at Tuscaloosa, Ala.
 11/30/1946: UA, 24-7 at Tuscaloosa, Ala.
 10/23/1948: UA, 10-7 at Starkville
 10/22/1949: UA, 35-6 at Tuscaloosa, Ala.
 10/28/1950: UA, 14-7 at Tuscaloosa, Ala.
 10/27/1951: UA, 7-0 at Starkville
 10/25/1952: UA, 42-19 at Tuscaloosa, Ala.
 10/24/1953: Tied, 7-7 at Tuscaloosa, Ala.
 10/23/1954: MSU, 12-7 at Tuscaloosa, Ala.
 10/22/1955: MSU, 26-7 at Tuscaloosa, Ala.
 10/27/1956: UA, 13-12 at Tuscaloosa, Ala.
 10/26/1957: MSU, 25-13 at Tuscaloosa, Ala.
 10/25/1958: UA, 9-7 at Starkville
 10/31/1959: UA, 10-0 at Tuscaloosa, Ala.
 10/29/1960: UA, 7-0 at Starkville
 11/4/1961: UA, 24-0 at Tuscaloosa, Ala.
 11/3/1962: UA, 20-0 at Starkville
 11/2/1963: UA, 20-19 at Tuscaloosa, Ala.
 10/31/1964: UA, 23-6 at Jackson, Miss.
 10/30/1965: UA, 10-7 at Jackson, Miss.
 10/29/1966: UA, 27-14 at Tuscaloosa, Ala.
 11/4/1967: UA, 13-0 at Tuscaloosa, Ala.
 11/2/1968: UA, 20-13 at Tuscaloosa, Ala.
 11/1/1969: UA, 23-19 at Jackson, Miss.
 10/31/1970: UA, 35-6 at Tuscaloosa, Ala.
 10/30/1971: UA, 41-10 at Jackson, Miss.
 11/4/1972: UA, 58-14 at Tuscaloosa, Ala.
 11/3/1973: UA, 35-0 at Jackson, Miss.
 11/2/1974: UA, 35-0 at Tuscaloosa, Ala.
 11/1/1975: UA, 21-10 at Jackson, Miss.
 10/30/1976: UA, 34-17 at Tuscaloosa, Ala.
 10/29/1977: UA, 37-7 at Jackson, Miss.
 11/4/1978: UA, 35-14 at Birmingham, Ala.
 11/3/1979: UA, 24-7 at Tuscaloosa, Ala.
 11/1/1980: MSU, 6-3 at Jackson, Miss.
 10/31/1981: UA, 13-10 at Tuscaloosa, Ala.
 10/30/1982: UA, 20-12 at Jackson, Miss.
 10/29/1983: UA, 35-18 at Tuscaloosa, Ala.
 11/3/1984: UA, 24-20 at Jackson, Miss.
 11/2/1985: UA, 44-28 at Tuscaloosa, Ala.
 11/1/1986: UA, 38-3 at Starkville
 10/31/1987: UA, 21-18 at Birmingham, Ala.

10/29/1988: UA, 53-34 at Starkville
 11/4/1989: UA, 23-10 at Birmingham, Ala.
 11/3/1990: UA, 22-0 at Starkville
 11/2/1991: UA, 13-7 at Tuscaloosa, Ala.
 11/14/1992: UA, 30-21 at Starkville
 11/13/1993: *UA, 36-25 at Tuscaloosa, Ala.
 11/12/1994: UA, 29-25 at Starkville
 11/11/1995: UA, 14-9 at Tuscaloosa, Ala.
 11/16/1996: MSU, 17-16 at Starkville
 11/15/1997: MSU, 32-20 at Tuscaloosa, Ala.
 11/14/1998: MSU, 26-14 at Starkville
 11/13/1999: UA, 19-7 at Tuscaloosa, Ala.
 11/11/2000: MSU, 29-7 at Starkville
 11/10/2001: UA, 24-17 at Tuscaloosa, Ala.
 11/9/2002: UA, 28-14 at Tuscaloosa, Ala.
 11/8/2003: UA, 38-0 at Starkville
 11/6/2004: UA, 30-14 at Tuscaloosa, Ala.
 11/5/2005: UA, 17-0 at Starkville
 11/4/2006: MSU, 24-16 at Tuscaloosa, Ala.
 11/10/2007: MSU, 17-12 at Starkville
 11/15/2008: UA, 32-7 at Tuscaloosa, Ala.
 11/14/2009: UA, 31-3 at Starkville
 11/13/2010: UA, 30-10 at Tuscaloosa, Ala.
 11/12/2011: UA, 24-7 at Starkville
 10/27/2012: UA, 38-7 at Tuscaloosa, Ala.
 11/16/2013: UA, 20-7 at Starkville
 11/15/2014: UA, 25-20 at Tuscaloosa, Ala.
 11/14/2015: UA, 31-6 at Starkville
 11/12/2016: UA, 51-3 at Tuscaloosa, Ala.
 11/11/2017: UA, 31-24 at Starkville
 11/10/2018: UA, 24-0 at Tuscaloosa, Ala.
 11/16/2019: UA, 38-7 at Starkville

at Starkville: UA, 20-4

at Tuscaloosa: UA, 44-9-1

at Neutral Sites: UA, 19-5-2

ALCORN STATE (MSU, 2-0)

10/2/2010: MSU, 49-16 at Starkville
 9/7/2013: MSU, 51-7 at Starkville
at Starkville: MSU, 2-0

ARKANSAS (UA, 16-12-1)*

11/30/1916: MSU, 20-7 at Memphis, Tenn.
 9/30/1939: MSU, 19-0 at Memphis, Tenn.
 10/7/1992: MSU, 10-3 at Starkville
 11/6/1993: Tied, 13-13 at Little Rock, Ark.
 11/5/1994: MSU, 17-7 at Starkville
 11/4/1995: UA, 26-21 at Little Rock, Ark.
 11/23/1996: UA, 16-13 at Starkville
 11/22/1997: UA, 17-7 at Fayetteville, Ark.
 11/21/1998: MSU, 22-21 at Starkville
 11/20/1999: UA, 14-9 at Little Rock, Ark.
 11/18/2000: UA, 17-10 (OT) at Starkville
 11/17/2001: UA, 24-21 at Fayetteville, Ark.
 11/23/2002: UA, 26-19 at Starkville
 11/22/2003: UA, 52-6 at Fayetteville, Ark.
 11/20/2004: UA, 24-21 at Starkville
 11/19/2005: UA, 44-10 at Little Rock, Ark.
 11/18/2006: UA, 28-14 at Starkville
 11/17/2007: UA, 45-31 at Little Rock, Ark.
 11/22/2008: MSU, 31-28 at Starkville
 11/21/2009: UA, 42-21 at Little Rock, Ark.
 11/20/2010: UA, 38-31 (2OT) at Starkville
 11/19/2011: UA, 44-17 at Little Rock, Ark.
 11/17/2012: MSU, 45-14 at Starkville
 11/23/2013: MSU, 24-17 (OT) at Little Rock, Ark.
 11/1/2014: MSU, 17-10 at Starkville
 11/21/2015: MSU, 51-50 at Fayetteville, Ark.
 11/19/2016: UA, 58-42 at Starkville
 11/18/2017: MSU, 28-21 at Fayetteville, Ark.
 11/17/2018: *MSU, 52-6 at Starkville
 11/2/2019: MSU, 54-24 at Fayetteville, Ark.

at Starkville: UA, 7-6

at Fayetteville: Tied, 3-3

at Little Rock: UA, 6-1-1

at Neutral Sites: MSU, 2-0

ARKANSAS MONTICELLO (MSU, 1-0)¹

10/14/1944: MSU, 49-20 at Starkville
at Starkville: MSU, 1-0

¹ Previously Arkansas A&M

ARKANSAS STATE (MSU, 15-0-1)

9/23/1950: MSU, 67-0 at Starkville
 9/22/1951: MSU, 32-0 at Starkville
 10/4/1952: MSU, 41-14 at Starkville
 10/2/1954: MSU, 46-13 at Starkville
 10/20/1956: MSU, 19-9 at Starkville
 10/12/1957: MSU, 47-13 at Starkville
 10/18/1958: MSU, 38-0 at Starkville
 10/10/1959: MSU, 49-14 at Starkville
 10/8/1960: MSU, 29-9 at Starkville
 10/14/1961: MSU, 38-0 at Starkville
 9/11/1982: MSU, 31-10 at Starkville
 9/7/1985: MSU, 22-14 at Starkville
 10/11/1986: MSU, 24-9 at Starkville
 10/24/1992: MSU, 56-6 at Starkville
 10/23/1993: Tied, 15-15 at Starkville
 10/1/1994: MSU, 49-3 at Starkville

at Starkville: MSU, 15-0-1

ARMY (MSU, 1-0)

1935: MSU, 13-7 at West Point, Miss.
at West Point: MSU, 1-0

AUBURN (AU, 64-26-2)*¹

10/27/1905: AU, 18-0 at Columbus, Miss.
 10/8/1910: AU, 6-0 at Auburn, Ala.
 10/27/1911: AU, 11-5 at Birmingham, Ala.
 10/26/1912: AU, 7-0 at Birmingham, Ala.
 10/25/1913: AU, 34-0 at Birmingham, Ala.
 10/24/1914: AU, 19-0 at Birmingham, Ala.
 10/23/1915: AU, 26-0 at Birmingham, Ala.
 10/27/1916: AU, 7-3 at Birmingham, Ala.
 10/27/1917: AU, 13-6 at Birmingham, Ala.
 11/15/1919: AU, 7-0 at Birmingham, Ala.
 11/12/1927: MSU, 7-0 at Birmingham, Ala.
 11/17/1928: MSU, 13-0 at Birmingham, Ala.
 11/15/1930: MSU, 7-6 at Birmingham, Ala.
 10/16/1937: AU, 33-7 at Birmingham, Ala.
 10/14/1938: AU, 20-6 at Montgomery, Ala.
 10/14/1939: AU, 7-0 at Birmingham, Ala.
 10/12/1940: Tied, 7-7 at Birmingham, Ala.
 11/8/1941: MSU, 14-7 at Birmingham, Ala.
 10/31/1942: MSU, 6-0 at Birmingham, Ala.
 11/11/1944: MSU, 26-21 at Birmingham, Ala.
 10/6/1945: MSU, 20-0 at Birmingham, Ala.
 11/9/1946: MSU, 33-0 at Birmingham, Ala.
 11/8/1947: MSU, 14-0 at Birmingham, Ala.
 11/6/1948: MSU, 20-0 at Birmingham, Ala.
 11/5/1949: AU, 25-6 at Auburn, Ala.
 11/4/1950: MSU, 27-0 at Starkville
 11/8/1952: MSU, 49-34 at Auburn, Ala.
 10/10/1953: Tied, 21-21 at Starkville
 11/5/1955: AU, 27-26 at Auburn, Ala.
 11/10/1956: AU, 27-20 at Auburn, Ala.
 11/9/1957: AU, 15-7 at Birmingham, Ala.
 11/8/1958: AU, 33-14 at Auburn, Ala.
 11/7/1959: AU, 31-0 at Birmingham, Ala.
 11/5/1960: AU, 27-12 at Auburn, Ala.
 11/11/1961: MSU, 11-10 at Birmingham, Ala.
 11/10/1962: AU, 9-3 at Auburn, Ala.
 11/9/1963: MSU, 13-10 at Jackson, Miss.
 11/7/1964: AU, 12-3 at Auburn, Ala.
 11/6/1965: AU, 25-18 at Birmingham, Ala.
 11/5/1966: AU, 13-0 at Jackson, Miss.
 11/11/1967: AU, 36-0 at Auburn, Ala.
 9/28/1968: AU, 26-0 at Jackson, Miss.
 11/8/1969: AU, 52-13 at Auburn, Ala.
 11/7/1970: AU, 56-0 at Birmingham, Ala.
 11/6/1971: AU, 30-21 at Auburn, Ala.
 9/9/1972: AU, 14-3 at Jackson, Miss.
 11/10/1973: AU, 31-17 at Auburn, Ala.
 11/9/1974: AU, 24-20 at Jackson, Miss.
 11/8/1975: *Tied, 21-21 at Auburn, Ala.
 11/6/1976: *MSU, 28-19 at Jackson, Miss.
 11/5/1977: *MSU, 27-13 at Auburn, Ala.
 11/11/1978: AU, 6-0 at Starkville
 11/10/1979: AU, 14-3 at Auburn, Ala.
 10/25/1980: MSU, 24-21 at Jackson, Miss.
 10/24/1981: MSU, 21-17 at Auburn, Ala.
 10/23/1982: AU, 35-17 at Starkville
 10/22/1983: AU, 28-13 at Auburn, Ala.



10/27/1984:	AU, 24-21	at Starkville
10/26/1985:	AU, 21-9	at Auburn, Ala.
10/25/1986:	AU, 35-6	at Starkville
10/24/1987:	AU, 38-7	at Auburn, Ala.
10/22/1988:	AU, 33-0	at Auburn, Ala.
10/28/1989:	AU, 14-0	at Auburn, Ala.
10/27/1990:	AU, 17-16	at Starkville
10/26/1991:	MSU, 24-17	at Auburn, Ala.
10/10/1992:	MSU, 14-7	at Starkville
10/9/1993:	AU, 31-17	at Auburn, Ala.
10/8/1994:	AU, 42-18	at Starkville
10/7/1995:	AU, 48-20	at Auburn, Ala.
10/12/1996:	AU, 49-15	at Starkville
11/1/1997:	MSU, 20-0	at Auburn, Ala.
10/10/1998:	MSU, 38-21	at Starkville
10/9/1999:	MSU, 18-16	at Auburn, Ala.
10/7/2000:	MSU, 17-10	at Starkville
10/6/2001:	AU, 16-14	at Auburn, Ala.
9/19/2002:	AU, 42-14	at Starkville
10/18/2003:	AU, 45-13	at Auburn, Ala.
9/11/2004:	AU, 43-14	at Starkville
9/10/2005:	AU, 28-0	at Auburn, Ala.
9/9/2006:	AU, 34-0	at Starkville
9/15/2007:	MSU, 19-14	at Auburn, Ala.
9/13/2008:	AU, 3-2	at Starkville
9/12/2009:	AU, 49-24	at Auburn, Ala.
9/9/2010:	AU, 17-14	at Starkville
9/10/2011:	AU, 41-34	at Auburn, Ala.
9/8/2012:	MSU, 28-10	at Starkville
9/14/2013:	AU, 24-20	at Auburn, Ala.
10/11/2014:	MSU, 38-23	at Starkville
9/26/2015:	MSU, 17-9	at Auburn, Ala.
10/8/2016:	AU, 38-14	at Starkville
9/30/2017:	AU, 49-10	at Auburn, Ala.
10/6/2018:	^MSU, 23-9	at Starkville
9/28/2019:	AU, 56-23	at Auburn, Ala.

at Starkville: AU, 13-6-1

at Auburn: AU, 30-7

at Neutral Sites: AU, 21-13-1

BAYLOR (BU, 2-1-1)

10/2/1948:	Tied, 7-7	at Memphis, Tenn.
10/1/1949:	BU, 14-6	at Starkville
10/7/1950:	BU, 14-7	at Shreveport, La.
9/16/1995:	MSU, 30-21	at Waco, Texas

at Starkville: BU, 1-0

at Waco: MSU, 1-0

at Neutral Sites: BU, 1-0-1

BIRMINGHAM-SOUTHERN (MSU, 8-0)

10/2/1909:	MSU, 21-0	at Starkville
11/12/1910:	MSU, 46-0	at Starkville
11/3/1911:	MSU, 62-0	at Starkville
10/1/1921:	MSU, 20-7	at Starkville
10/7/1922:	MSU, 14-0	at Starkville
9/25/1926:	MSU, 19-7	at Birmingham, Ala.
10/1/1927:	MSU, 27-0	at Starkville
11/4/1939:	MSU, 28-0	at Starkville

at Starkville: MSU, 7-0

at Birmingham: MSU, 1-0

BOWLING GREEN (MSU, 1-0)

10/13/2013:	MSU, 21-20	at Starkville
-------------	------------	---------------

at Starkville: MSU, 1-0

BYU (TIED, 2-2)

9/14/2000:	MSU, 44-28	at Provo, Utah
12/1/2001:	BYU, 41-38	at Starkville
10/14/2016:	BYU, 28-21 (2OT)	at Provo, Utah
10/14/2017:	MSU, 35-10	at Starkville

at Starkville: Tied, 1-1

at Provo: Tied, 1-1

CAL POLY POMONA (CPP, 1-0)*

10/2/1976:	*MSU, 38-0	at Starkville
------------	------------	---------------

at Starkville: CPP, 1-0

CAL STATE FULLERTON (MSU, 2-0)

9/15/1990:	MSU, 27-13	at Starkville
8/31/1991:	MSU, 47-3	at Starkville

at Starkville: MSU, 2-0

CAMP SHELBY (MSU, 1-0)

11/9/1918:	MSU, 12-0	at Starkville
------------	-----------	---------------

at Starkville: MSU, 1-0

CENTENARY (CC, 1-0-2)

11/10/1928:	Tie, 6-6	at Starkville
10/30/1937:	Tie, 0-0	at Shreveport, La.
11/12/1938:	CC, 19-0	at Meridian, Miss.

at Starkville: Tied 0-0-1

at Shreveport: Tied 0-0-1

at Neutral Sites: CC, 1-0

CHARLESTON SOUTHERN (MSU, 1-0)

9/2/2017:	MSU, 49-0	at Starkville
-----------	-----------	---------------

at Starkville: MSU, 1-0

CHATTANOOGA (MSU, 4-0)

11/13/1909:	MSU, 37-6	at Starkville
10/14/1916:	MSU, 33-0	at Chattanooga, Tenn.
9/29/1946:	MSU, 41-7	at Starkville
9/26/1947:	MSU, 19-0	at Starkville

at Starkville: MSU, 3-0

at Chattanooga: MSU, 1-0

CHRISTIAN BROTHERS (TIED, 0-0-1)

10/26/1901:	Tied, 0-0	at Memphis, Tenn.
-------------	-----------	-------------------

at Memphis: Tied, 0-0-1

CINCINNATI (TIED, 1-1)

10/16/1948:	MSU, 27-0	at Starkville
10/15/1949:	UC, 19-0	at Cincinnati, Ohio

at Starkville: MSU, 1-0

at Cincinnati: UC, 1-0

CLEMSON (TIED 1-1-1)

10/9/1948:	CU, 21-7	at Starkville
10/8/1949:	Tied, 7-7	at Clemson, S.C.
12/30/1999:	MSU, 17-7	at Atlanta, Ga.

at Starkville: CU, 1-0

at Clemson: Tied 0-0-1

at Neutral Sites: MSU, 1-0

COLORADO STATE (MSU, 2-0)

10/10/1981:	MSU, 37-27	at Fort Collins, Colo.
9/8/1984:	MSU, 14-9	at Starkville

at Starkville: MSU, 1-0

at Fort Collins: MSU, 1-0

CUMBERLAND (CU, 3-2)

10/17/1902:	CU, 15-6	at Starkville
11/18/1904:	CU, 27-5	at Starkville
11/18/1905:	CU, 27-5	at Starkville
10/9/1909:	MSU, 34-6	at Starkville
10/10/1914:	MSU, 77-0	at Starkville

at Starkville: CU, 3-2

DELTA STATE (MSU, 1-0)

9/25/1937:	MSU, 39-0	at Starkville
------------	-----------	---------------

at Starkville: MSU, 1-0

DETROIT (MSU, 1-0)

10/13/1945:	MSU, 41-6	at Memphis, Tenn.
-------------	-----------	-------------------

at Neutral Sites: MSU, 1-0

DRAKE (DU, 1-0)

11/25/1922:	DU, 48-6	at Starkville
-------------	----------	---------------

at Starkville: DU, 1-0

DRURY COLLEGE (MSU, 1-0)

10/30/1907:	MSU, 6-0	at Starkville
-------------	----------	---------------

at Starkville: MSU, 1-0

DUQUESNE (TIED 3-3)

1/1/1937:	DU, 13-12	at Miami, Fla.
12/4/1937:	DU, 9-0	at Starkville
10/21/1938:	MSU, 12-7	at Pittsburgh, Pa.
11/15/1941:	DU, 16-0	at Pittsburgh, Pa.
11/14/1942:	MSU, 28-6	at Starkville
10/18/1947:	MSU, 34-0	at Starkville

at Starkville: MSU, 2-1

at Pittsburgh: Tied 1-1

at Neutral Sites: DU, 1-0

EAST TENNESSEE STATE (MSU, 1-0)

10/17/1998:	MSU, 53-6	at Starkville
-------------	-----------	---------------

at Starkville: MSU, 1-0

FLORIDA (UF, 34-19-2)

11/24/1923:	Tied, 13-13	at Jacksonville, Fla.
11/22/1924:	UF, 27-0	at Montgomery, Ala.
11/21/1925:	UF, 12-0	at Tampa, Fla.
12/5/1936:	MSU, 7-0	at Gainesville, Fla.
10/23/1937:	MSU, 14-13	at Starkville
10/1/1938:	MSU, 22-0	at Starkville
10/7/1939:	MSU, 14-0	at Gainesville, Fla.
9/28/1940:	MSU, 27-7	at Gainesville, Fla.
9/27/1941:	MSU, 6-0	at Starkville
10/24/1942:	MSU, 26-12	at Gainesville, Fla.
10/30/1954:	UF, 7-0	at Gainesville, Fla.
9/17/1955:	UF, 20-14	at Gainesville, Fla.
9/22/1956:	UF, 26-0	at Starkville
10/19/1957:	MSU, 29-20	at Gainesville, Fla.
9/27/1958:	MSU, 14-7	at Gainesville, Fla.
9/26/1959:	UF, 14-13	at Gainesville, Fla.
9/22/1962:	UF, 19-9	at Jackson, Miss.
9/28/1963:	Tied, 9-9	at Gainesville, Fla.
9/26/1964:	UF, 16-13	at Jackson, Miss.
9/25/1965:	MSU, 18-13	at Gainesville, Fla.
9/24/1966:	UF, 28-7	at Gainesville, Fla.
9/30/1967:	UF, 24-7	at Jackson, Miss.
10/5/1968:	UF, 31-14	at Gainesville, Fla.
9/27/1969:	UF, 47-35	at Jackson, Miss.
9/19/1970:	UF, 34-13	at Gainesville, Fla.
9/18/1971:	MSU, 13-10	at Jackson, Miss.
9/30/1972:	UF, 28-13	at Gainesville, Fla.
9/29/1973:	MSU, 33-12	at Jackson, Miss.
9/28/1974:	UF, 29-13	at Gainesville, Fla.
9/27/1975:	UF, 27-10	at Jackson, Miss.
9/25/1976:	UF, 34-30	at Gainesville, Fla.
9/24/1977:	UF, 24-22	at Jackson, Miss.
9/30/1978:	UF, 34-0	at Gainesville, Fla.
9/29/1979:	MSU, 24-10	at Jackson, Miss.
9/27/1980:	UF, 21-15	at Gainesville, Fla.
9/26/1981:	MSU, 28-7	at Jackson, Miss.
9/25/1982:	UF, 27-17	at Gainesville, Fla.
9/24/1983:	UF, 35-12	at Starkville
9/29/1984:	UF, 27-12	at Gainesville, Fla.
9/28/1985:	UF, 36-22	at Starkville
9/27/1986:	MSU, 16-10	at Starkville
9/26/1987:	UF, 38-3	at Gainesville, Fla.
9/24/1988:	UF, 17-0	at Gainesville, Fla.
9/30/1989:	UF, 21-0	at Tampa, Fla.
9/29/1990:	UF, 34-21	at Gainesville, Fla.
9/28/1991:	UF, 29-7	at Orlando, Fla.
10/1/1992:	MSU, 30-6	at Starkville
10/2/1993:	UF, 38-24	at Gainesville, Fla.
9/30/2000:	MSU, 47-35	at Starkville
9/29/2001:	UF, 52-0	at Gainesville, Fla.
10/23/2004:	MSU, 38-31	at Starkville
10/8/2005:	UF, 35-9	at Gainesville, Fla.
10/24/2009:	UF, 29-19	at Starkville
10/16/2010:	MSU, 10-7	at Gainesville, Fla.
9/29/2018:	UF, 13-6	at Starkville

at Starkville: MSU, 7-5

at Gainesville: UF, 19-8-1

at Neutral Sites: UF, 10-4-1

FLORIDA STATE (FSU, 7-2)

10/22/1966:	FSU, 10-0	at Tallahassee, Fla.
10/28/1967:	FSU, 24-12	at Tallahassee, Fla.
11/9/1968:	FSU, 27-14	at Starkville
10/25/1969:	FSU, 20-17	at Tallahassee, Fla.
10/9/1971:	FSU, 27-9	at Tallahassee, Fla.
10/14/1972:	FSU, 25-21	at Jackson, Miss.
10/13/1973:	MSU, 37-12	at Tallahassee, Fla.
10/14/1978:	MSU, 55-27	at Starkville
10/13/1979:	FSU, 17-6	at Tallahassee, Fla.

at Starkville: Tied, 1-1

at Tallahassee: FSU, 5-1

at Neutral Sites: FSU, 1-0

GARDNER-WEBB (MSU, 1-0)

9/22/2007:	MSU, 31-15	at Starkville
------------	------------	---------------

at Starkville: MSU, 1-0

GEORGETOWN (MSU, 1-0)

1/1/1941:	MSU, 14-7	at Miami, Fla.
at Neutral Sites: MSU, 1-0		

GEORGIA (UGA, 18-6)

10/31/1914:	MSU, 9-0	at Athens, Ga.
10/14/1950:	UGA, 27-0	at Athens, Ga.
10/6/1951:	MSU, 6-0	at Starkville
10/6/1956:	MSU, 19-7	at Athens, Ga.
10/17/1959:	UGA, 15-0	at Atlanta, Ga.
10/15/1960:	UGA, 20-17	at Athens, Ga.
10/21/1961:	UGA, 10-7	at Atlanta, Ga.
9/17/1966:	UGA, 20-17	at Jackson, Miss.
9/23/1967:	UGA, 30-0	at Athens, Ga.
10/3/1970:	MSU, 7-6	at Jackson, Miss.
10/2/1971:	UGA, 35-7	at Athens, Ga.
9/23/1974:	MSU, 38-14	at Jackson, Miss.
9/20/1975:	UGA, 28-6	at Athens, Ga.
10/2/1982:	UGA, 29-22	at Starkville
10/1/1983:	UGA, 20-7	at Athens, Ga.
9/17/1988:	UGA, 42-35	at Starkville
9/23/1989:	UGA, 23-6	at Athens, Ga.
10/5/1996:	UGA, 38-19	at Starkville
10/4/1997:	UGA, 47-0	at Athens, Ga.
9/24/2005:	UGA, 23-10	at Starkville
10/21/2006:	UGA, 27-24	at Athens, Ga.
9/25/2010:	MSU, 24-12	at Starkville
10/1/2011:	UGA, 24-10	at Athens, Ga.
9/23/2017:	UGA, 31-3	at Athens, Ga.

at Starkville: UGA, 4-2
at Athens: UGA, 11-2
at Neutral Sites: UGA, 3-2

GEORGIA TECH (GT, 5-0)

10/17/1908:	GT, 23-0	at Atlanta, Ga.
10/5/1929:	GT, 27-13	at Atlanta, Ga.
9/20/2008:	GT, 38-7	at Atlanta, Ga.
10/3/2009:	GT, 42-31	at Starkville
12/31/2014:	GT, 49-34	at Miami, Fla.

at Starkville: GT, 1-0
at Atlanta: GT, 3-0
at Neutral Sites: GT, 1-0

HARDIN-SIMMONS (MSU, 1-0)

10/25/1947:	MSU, 27-7	at Starkville
at Starkville: MSU, 1-0		

HASKELL INSTITUTE (MSU, 1-0)

11/29/1917:	MSU, 7-6	at Memphis, Tenn.
at Neutral Sites: MSU, 1-0		

HAVANA ATHLETIC CLUB (MSU, 1-0)

1/1/1912:	MSU, 12-0	at Havana, Cuba
at Havana: MSU, 1-0		

HENDERSON BROWN (HB, 1-0)

9/27/1929:	HB, 7-0	at Starkville
at Starkville: HB, 1-0		

HENDERSON STATE (HSU, 1-0)

11/8/1930:	HSU, 25-7	at Starkville
at Starkville: HSU, 1-0		

HOUSTON (UH, 9-7)

9/29/1956:	UH, 18-7	at Houston, Texas
9/24/1960:	UH, 14-10	at Starkville
9/30/1961:	MSU, 10-7	at Houston, Texas
10/20/1962:	MSU, 9-3	at Houston, Texas
10/19/1963:	MSU, 20-0	at Starkville
10/24/1964:	MSU, 18-13	at Starkville
9/18/1965:	MSU, 36-0	at Houston, Texas
10/15/1966:	UH, 28-0	at Houston, Texas
10/21/1967:	UH, 43-6	at Starkville
10/4/1969:	UH, 74-0	at Houston, Texas
10/10/1970:	UH, 31-14	at Starkville
10/28/1972:	MSU, 27-13	at Starkville
9/20/2003:	UH, 42-35	at Houston, Texas
10/22/2005:	UH, 28-16	at Starkville
10/10/2009:	UH, 31-24	at Starkville
10/9/2010:	MSU, 47-24	at Houston, Texas

at Starkville: UH, 5-3
at Houston: Tied, 4-4

ILLINOIS (TIED, 1-1)

11/17/1923:	UI, 27-0	at Champaign, Ill.
10/4/1980:	MSU, 28-21	at Champaign, Ill.
at Champaign: Tied, 1-1		

INDIANA (IU, 3-0)

10/9/1920:	IU, 24-0	at Bloomington, Ind.
11/13/1926:	IU, 19-6	at Bloomington, Ind.
10/27/1932:	IU, 19-0	at Bloomington, Ind.
at Bloomington: IU, 3-0		

IOWA (IOWA, 1-0)

1/1/2019:	IOWA, 27-22	at Tampa, Fla.
at Neutral Sites: Iowa, 1-0		

JACKSON AIR FORCE BASE (MSU, 1-0)

9/30/1944:	MSU, 41-0	at Starkville
at Starkville: MSU, 1-0		

JACKSON STATE (MSU, 2-0)

9/5/2009:	MSU, 45-7	at Starkville
9/1/2012:	MSU, 56-9	at Starkville
at Starkville: MSU, 2-0		

JACKSONVILLE STATE (MSU, 2-0)

9/14/2002:	MSU, 51-13	at Starkville
10/14/2006:	MSU, 35-3	at Starkville
at Starkville: MSU, 2-0		

KANSAS (MSU, 1-0)

12/31/1981:	MSU, 10-0	at Birmingham, Ala.
at Neutral Sites: MSU, 1-0		

KANSAS STATE (KSU, 2-1)*^

10/5/1974:	MSU, 21-16	at Starkville
10/1/1977:	*MSU, 24-21	at Manhattan, Kan.
9/8/2018:	^MSU, 31-10	at Manhattan, Kan.
9/14/2019:	KSU, 31-24	at Starkville

at Starkville: Tied, 1-1
at Manhattan: KSU, 1-0

KENTUCKY (MSU, 24-23)*

10/17/1914:	UK, 19-13	at Lexington, Ky.
10/16/1915:	MSU, 12-0	at Starkville
11/18/1916:	UK, 13-3	at Lexington, Ky.
11/10/1917:	MSU, 14-0	at Starkville
11/4/1944:	MSU, 26-0	at Memphis, Tenn.
11/11/1950:	UK, 48-21	at Starkville
10/13/1951:	UK, 27-0	at Lexington, Ky.
10/18/1952:	MSU, 27-14	at Starkville
10/17/1953:	UK, 32-13	at Lexington, Ky.
10/15/1955:	MSU, 20-14	at Lexington, Ky.
11/1/1958:	UK, 33-12	at Lexington, Ky.
10/7/1972:	UK, 17-13	at Lexington, Ky.
10/6/1973:	UK, 42-14	at Jackson, Miss.
10/9/1976:	*MSU, 14-7	at Jackson, Miss.
10/8/1977:	UK, 23-7	at Lexington, Ky.
10/13/1984:	UK, 17-13	at Starkville
10/12/1985:	UK, 33-19	at Lexington, Ky.
10/13/1990:	UK, 17-15	at Lexington, Ky.
10/12/1991:	MSU, 31-6	at Starkville
10/31/1992:	MSU, 37-36	at Lexington, Ky.
10/30/1993:	UK, 26-17	at Starkville
10/29/1994:	MSU, 47-7	at Lexington, Ky.
10/28/1995:	MSU, 42-32	at Starkville
11/9/1996:	UK, 24-21	at Lexington, Ky.
9/6/1997:	MSU, 35-27	at Starkville
11/7/1998:	UK, 37-35	at Lexington, Ky.
11/4/1999:	MSU, 23-22	at Starkville
11/4/2000:	MSU, 35-17	at Lexington, Ky.
11/3/2001:	MSU, 17-14	at Starkville
11/2/2002:	UK, 45-24	at Starkville
10/25/2003:	UK, 42-17	at Lexington, Ky.
10/30/2004:	MSU, 22-7	at Starkville
10/29/2005:	UK, 13-7	at Lexington, Ky.
10/28/2006:	UK, 34-31	at Starkville
10/27/2007:	MSU, 31-14	at Lexington, Ky.
11/1/2008:	UK, 14-13	at Starkville
10/31/2009:	MSU, 31-24	at Lexington, Ky.
10/30/2010:	MSU, 24-17	at Starkville
10/29/2011:	MSU, 28-16	at Lexington, Ky.
10/6/2012:	MSU, 27-14	at Lexington, Ky.

10/24/2013:	MSU, 28-22	at Starkville
10/25/2014:	MSU, 45-31	at Lexington, Ky.
10/24/2015:	MSU, 42-16	at Starkville
10/22/2016:	UK, 40-38	at Lexington, Ky.
10/21/2017:	MSU, 45-7	at Starkville
9/22/2018:	UK, 28-7	at Lexington, Ky.
9/21/2019:	MSU, 28-13	at Starkville
at Starkville: MSU, 14-6		
at Lexington: UK, 14-10		
at Neutral Sites: UK, 2-1		

LAMAR (MSU, 2-0)

10/16/1971:	MSU, 24-7	at Starkville
10/12/1974:	MSU, 37-21	at Beaumont, Texas
at Starkville: MSU, 1-0		
at Beaumont: MSU, 1-0		

LOUISIANA LAFAYETTE (MSU, 4-1)^

10/23/1908:	ULL, 6-5	at Columbus, Miss.
10/5/1940:	MSU, 20-0	at Starkville
9/29/1945:	MSU, 31-0	at Starkville
9/5/1987:	MSU, 31-3	at Starkville
9/15/2018:	^MSU, 56-10	at Starkville
8/31/2019:	MSU, 38-28	at New Orelans, La.

at Starkville: MSU, 3-0
at New Orleans: MSU, 1-0
at Neutral Sites: ULL, 1-0

LOUISIANA-MONROE (MSU, 4-1-1)^

9/16/1972:	MSU, 42-7	at Starkville
9/15/1973:	Tied, 21-21	at Starkville
10/7/1989:	MSU, 28-14	at Starkville
9/30/1995:	ULM, 34-32	at Starkville
11/2/1996:	MSU, 59-0	at Starkville
10/11/1997:	MSU, 24-10	at Starkville

at Starkville: MSU, 4-1-1
^ Previously Northeast Louisiana

LSU (LSU, 75-35-3)*

11/20/1896:	LSU, 52-0	at Baton Rouge, La.
11/27/1902:	LSU, 6-0	at Starkville
11/7/1903:	MSU, 11-0	at Starkville
12/2/1905:	LSU, 15-0	at Baton Rouge, La.
10/26/1906:	Tied, 0-0	at Columbus, Miss.
11/9/1907:	LSU, 23-11	at Baton Rouge, La.
11/7/1908:	LSU, 50-0	at Baton Rouge, La.
10/16/1909:	LSU, 15-0	at Baton Rouge, La.
10/21/1910:	MSU, 3-0	at Columbus, Miss.
11/11/1911:	MSU, 6-0	at Gulfport, Miss.
11/2/1912:	MSU, 7-0	at Baton Rouge, La.
11/15/1913:	Tied, 0-0	at Starkville
10/30/1915:	LSU, 10-0	at Baton Rouge, La.
11/1/1916:	LSU, 13-3	at Starkville
11/17/1917:	MSU, 9-0	at Baton Rouge, La.
11/1/1919:	MSU, 6-0	at Starkville
10/23/1920:	MSU, 12-7	at Baton Rouge, La.
12/3/1921:	LSU, 17-14	at Starkville
11/18/1922:	MSU, 7-0	at Baton Rouge, La.
12/1/1923:	MSU, 14-7	at Starkville
10/23/1926:	MSU, 7-6	at Jackson, Miss.
10/22/1927:	LSU, 9-7	at Jackson, Miss.
10/21/1928:	LSU, 31-0	at Jackson, Miss.
10/19/1929:	LSU, 31-6	at Jackson, Miss.
10/18/1930:	MSU, 8-6	at Jackson, Miss.
10/17/1931:	LSU, 31-0	at Baton Rouge, La.
10/15/1932:	LSU, 24-0	at Monroe, La.
11/25/1933:	LSU, 21-6	at Monroe, La.
11/3/1934:	LSU, 25-3	at Baton Rouge, La.
11/9/1935:	LSU, 28-13	at Baton Rouge, La.
11/7/1936:	LSU, 12-0	at Baton Rouge, La.
11/6/1937:	LSU, 41-0	at Baton Rouge, La.
11/5/1938:	LSU, 32-7	at Baton Rouge, La.
11/11/1939:	MSU, 15-12	at Baton Rouge, La.
11/9/1940:	MSU, 22-7	at Baton Rouge, La.
10/11/1941:	Tied, 0-0	at Baton Rouge, La.
10/10/1942:	LSU, 16-6	at Baton Rouge, La.
10/21/1944:	MSU, 13-6	at Baton Rouge, La.
11/10/1945:	MSU, 27-20	at Baton Rouge, La.
10/5/1946:	LSU, 13-6	at Baton Rouge, La.
11/15/1947:	LSU, 21-6	at Baton Rouge, La.
11/13/1948:	MSU, 7-0	at Baton Rouge, La.
11/12/1949:	LSU, 34-7	at Baton Rouge, La.



11/18/1950:	MSU, 13-7	at Baton Rouge, La.
11/17/1951:	LSU, 3-0	at Baton Rouge, La.
11/15/1952:	MSU, 33-14	at Baton Rouge, La.
11/14/1953:	MSU, 26-13	at Baton Rouge, La.
11/13/1954:	MSU, 25-0	at Baton Rouge, La.
11/12/1955:	LSU, 34-7	at Baton Rouge, La.
11/17/1956:	MSU, 32-13	at Baton Rouge, La.
11/16/1957:	MSU, 14-6	at Baton Rouge, La.
11/15/1958:	LSU, 7-6	at Jackson, Miss.
11/14/1959:	LSU, 27-0	at Baton Rouge, La.
11/12/1960:	LSU, 7-3	at Baton Rouge, La.
11/18/1961:	LSU, 14-6	at Baton Rouge, La.
11/17/1962:	LSU, 28-0	at Jackson, Miss.
11/16/1963:	MSU, 7-6	at Jackson, Miss.
11/14/1964:	LSU, 14-10	at Baton Rouge, La.
11/13/1965:	LSU, 37-20	at Baton Rouge, La.
11/12/1966:	LSU, 17-7	at Baton Rouge, La.
11/18/1967:	LSU, 55-0	at Baton Rouge, La.
11/16/1968:	LSU, 20-16	at Baton Rouge, La.
11/15/1969:	LSU, 61-6	at Baton Rouge, La.
11/14/1970:	LSU, 38-7	at Baton Rouge, La.
11/13/1971:	LSU, 28-3	at Jackson, Miss.
11/18/1972:	LSU, 28-14	at Baton Rouge, La.
11/17/1973:	LSU, 26-7	at Baton Rouge, La.
11/16/1974:	MSU, 7-6	at Jackson, Miss.
11/15/1975:	*MSU, 16-6	at Baton Rouge, La.
11/13/1976:	*MSU, 21-13	at Jackson, Miss.
11/12/1977:	LSU, 27-24	at Baton Rouge, La.
11/18/1978:	MSU, 16-14	at Jackson, Miss.
11/17/1979:	LSU, 21-3	at Baton Rouge, La.
11/15/1980:	MSU, 55-31	at Jackson, Miss.
11/14/1981:	MSU, 17-9	at Baton Rouge, La.
11/13/1982:	MSU, 27-24	at Starkville
11/12/1983:	MSU, 45-26	at Baton Rouge, La.
11/17/1984:	MSU, 16-14	at Starkville
11/16/1985:	LSU, 17-15	at Baton Rouge, La.
11/15/1986:	LSU, 47-0	at Jackson, Miss.
11/14/1987:	LSU, 34-14	at Baton Rouge, La.
11/12/1988:	LSU, 20-3	at Starkville
11/18/1989:	LSU, 44-20	at Baton Rouge, La.
11/17/1990:	MSU, 34-22	at Jackson, Miss.
11/16/1991:	MSU, 28-19	at Baton Rouge, La.
9/12/1992:	LSU, 24-3	at Baton Rouge, La.
9/11/1993:	LSU, 18-16	at Starkville
9/10/1994:	LSU, 44-24	at Baton Rouge, La.
9/9/1995:	LSU, 34-16	at Starkville
10/26/1996:	LSU, 28-20	at Baton Rouge, La.
9/13/1997:	LSU, 24-9	at Starkville
10/24/1998:	LSU, 41-6	at Baton Rouge, La.
10/23/1999:	MSU, 17-16	at Starkville
10/21/2000:	LSU, 45-38 (OT)	at Baton Rouge, La.
10/20/2001:	LSU, 42-0	at Starkville
9/28/2002:	LSU, 31-13	at Baton Rouge, La.
9/27/2003:	LSU, 41-6	at Starkville
9/25/2004:	LSU, 51-0	at Baton Rouge, La.
10/1/2005:	LSU, 37-7	at Starkville
9/30/2006:	LSU, 47-17	at Baton Rouge, La.
8/30/2007:	LSU, 45-0	at Starkville
9/27/2008:	LSU, 34-24	at Baton Rouge, La.
9/26/2009:	LSU, 30-26	at Starkville
9/18/2010:	LSU, 29-7	at Baton Rouge, La.
9/15/2011:	LSU, 19-6	at Starkville
11/10/2012:	LSU, 37-17	at Baton Rouge, La.
10/5/2013:	LSU, 59-26	at Starkville
9/20/2014:	MSU, 34-29	at Baton Rouge, La.
9/12/2015:	LSU, 21-19	at Starkville
9/17/2016:	LSU, 23-20	at Baton Rouge, La.
9/16/2017:	MSU, 37-7	at Starkville
10/20/2018:	LSU, 19-3	at Baton Rouge, La.
10/19/2019:	LSU, 36-13	at Starkville

at Starkville: LSU, 16-7-1

at Baton Rouge: LSU, 49-19-1

at Neutral Sites: LSU, 10-9-1

LOUISIANA TECH (MSU, 10-3)*

11/25/1904:	MSU, 32-5	at Starkville
10/10/1908:	MSU, 47-0	at Starkville
10/8/1927:	MSU, 14-0	at Starkville
10/8/1938:	MSU, 48-0	at Starkville
9/21/1968:	LTU, 20-13	at Starkville
9/13/1980:	MSU, 31-11	at Starkville
9/19/1987:	MSU, 14-13	at Starkville

9/3/1988:	MSU, 21-14	at Starkville
9/21/1996:	LTU, 38-23	at Starkville
8/30/2008:	LTU, 22-14	at Ruston, La.
9/24/2011:	MSU, 26-20 (OT)	at Starkville
10/17/2015:	MSU, 45-20	at Starkville
9/9/2017:	MSU, 57-21	at Ruston, La.
11/3/2018:	*MSU, 45-3	at Starkville

at Starkville: MSU, 9-2

at Ruston: Tied, 1-1

LOUISVILLE (TIED, 3-3)*

10/20/1973:	MSU, 18-7	at Louisville, Ky.
10/26/1974:	MSU, 56-7	at Starkville
10/25/1975:	*MSU, 28-14	at Louisville, Ky.
9/18/1976:	*MSU, 30-21	at Starkville
12/30/2017:	MSU, 31-27	at Jacksonville, Fla.
12/30/2019:	LOU, 38-28	at Nashville, Tenn.

at Starkville: Tied, 1-1

at Louisville: Tied, 1-1

at Neutral Sites: Tied, 1-1

LOYOLA [N.O.] (MSU, 3-0)

11/17/1934:	MSU, 20-6	at New Orleans, La.
10/18/1935:	MSU, 6-0	at New Orleans, La.
10/17/1936:	MSU, 32-0	at Meridian, Miss.

at New Orleans: MSU, 2-0

at Neutral Sites: MSU, 1-0

MAINE (MAINE, 1-0)

9/18/2004:	Maine, 9-7	at Starkville
------------	------------	---------------

at Starkville: Maine, 1-0

MARION [ALA.] MILITARY INSTITUTE (MSU, 4-0)

10/20/1905:	MSU, 38-0	at Marion, Ala.
10/13/1906:	MSU, 62-0	at Starkville
10/3/1914:	MSU, 54-0	at Starkville
10/5/1917:	MSU, 18-6	at Starkville

at Starkville: MSU, 3-0

at Marion: MSU, 1-0

MARSHALL (MSU, 1-0)

10/20/1979:	MSU, 48-0	at Starkville
-------------	-----------	---------------

at Starkville: MSU, 1-0

MARYLAND (UM, 1-0)

9/22/1979:	UM, 35-14	at College Park, Md.
------------	-----------	----------------------

at College Park: UM, 1-0

MARYVILLE COLLEGE (TIED, 0-0-1)

11/20/1916:	Tied, 7-7	at Maryville, Tenn.
-------------	-----------	---------------------

at Maryville: Tied, 0-0-1

MAXWELL FIELD (MSU, 1-0)

10/20/1945:	MSU, 16-6	at Starkville
-------------	-----------	---------------

at Starkville: MSU, 1-0

MEMPHIS (MSU, 33-11)*

11/10/1951:	MSU, 27-20	at Memphis, Tenn.
9/19/1953:	MSU, 34-6	at Memphis, Tenn.
9/18/1954:	MSU, 27-7	at Starkville
10/1/1955:	MSU, 33-0	at Starkville
9/28/1957:	MSU, 10-6	at Starkville
11/1/1958:	MSU, 28-6	at Starkville
10/24/1959:	MSU, 28-23	at Starkville
10/22/1960:	MSU, 21-0	at Starkville
10/28/1961:	MSU, 23-16	at Memphis, Tenn.
10/27/1962:	MEM, 28-7	at Starkville
10/26/1963:	MEM, 17-10	at Memphis, Tenn.
10/16/1965:	MEM, 33-13	at Memphis, Tenn.
10/19/1974:	MSU, 29-28	at Memphis, Tenn.
9/6/1975:	MSU, 17-7	at Memphis, Tenn.
10/16/1976:	*MSU, 42-33	at Memphis, Tenn.
10/15/1977:	MEM, 21-13	at Memphis, Tenn.
9/23/1978:	MSU, 44-14	at Memphis, Tenn.
9/8/1979:	MEM, 14-13	at Jackson, Miss.
9/6/1980:	MSU, 34-7	at Memphis, Tenn.
9/5/1981:	MSU, 20-3	at Jackson, Miss.
9/18/1982:	MSU, 41-17	at Memphis, Tenn.
11/5/1983:	MEM, 30-13	at Starkville
10/20/1984:	MEM, 23-12	at Memphis, Tenn.
10/5/1985:	MSU, 31-28	at Starkville
10/4/1986:	MSU, 34-17	at Memphis, Tenn.

10/3/1987:	MSU, 9-6	at Starkville
10/1/1988:	MEM, 31-10	at Memphis, Tenn.
10/21/1989:	MSU, 35-10	at Starkville
11/10/1990:	MSU, 27-23	at Memphis, Tenn.
10/19/1991:	MEM, 28-23	at Starkville
9/19/1992:	MSU, 20-16	at Memphis, Tenn.
9/4/1993:	MEM, 45-35	at Starkville
9/3/1994:	MSU, 17-6	at Memphis, Tenn.
9/2/1995:	MSU, 28-18	at Starkville
9/7/1996:	MSU, 31-10	at Memphis, Tenn.
8/30/1997:	MSU, 13-10	at Starkville
9/12/1998:	MSU, 14-6	at Memphis, Tenn.
9/11/1999:	MSU, 13-10	at Starkville
9/2/2000:	MSU, 17-3	at Memphis, Tenn.
9/3/2001:	MSU, 30-10	at Starkville
10/19/2002:	MSU, 29-17	at Memphis, Tenn.
10/11/2003:	MSU, 35-27	at Starkville
9/4/2010:	MSU, 49-7	at Starkville
9/1/2011:	MSU, 59-14	at Memphis, Tenn.

at Starkville: MSU, 15-4

at Memphis: MSU, 17-6

at Neutral Sites: Tied, 1-1

MEMPHIS ATHLETIC CLUB (MAC, 1-0)

12/7/1895:	MAC, 16-0	at Memphis, Tenn.
------------	-----------	-------------------

at Memphis: MAC, 1-0

MEMPHIS UNIVERSITY SCHOOL (MSU, 1-0)

10/15/1910:	MSU, 6-0	at Starkville
-------------	----------	---------------

at Starkville: MSU, 1-0

MERCER (MSU, 3-0)

10/24/1907:	MSU, 75-0	at Columbus, Miss.
11/7/1914:	MSU, 66-0	at Starkville
11/28/1936:	MSU, 32-0	at Starkville

at Starkville: MSU, 2-0

at Neutral Sites: MSU, 1-0

MERIDIAN ATHLETIC CLUB (MSU, 2-0)

11/2/1901:	MSU, 11-5	at Meridian, Miss.
10/24/1903:	MSU, 43-0	at Meridian, Miss.

at Meridian: MSU, 2-0

MIAMI [FLA.] (UM, 3-2)

10/15/1954:	UM, 27-13	at Miami, Fla.
10/18/1980:	MSU, 34-31	at Miami, Fla.
10/17/1981:	MSU, 14-10	at Starkville
10/16/1982:	UM, 31-14	at Miami, Fla.
10/15/1983:	UM, 31-7	at Starkville

at Starkville: Tied 1-1

at Miami: UM, 2-1

MIAMI [OHIO] (MSU, 1-0)

12/26/2016:	MSU, 17-16	at St. Petersburg, Fla.
-------------	------------	-------------------------

at Neutral Sites: MSU, 1-0

MICHIGAN (MSU, 1-0)

1/1/2011:	MSU, 52-14	at Jacksonville, Fla.
-----------	------------	-----------------------

at Neutral Sites: MSU, 1-0

MICHIGAN STATE (MICH. STATE, 2-1-1)

11/3/1928:	Tie, 6-6	at East Lansing, Mich.
11/9/1929:	MICH. ST., 33-19	at Jackson, Miss.
10/12/1946:	MSU, 6-0	at East Lansing, Mich.
10/4/1947:	MICH. ST., 7-0	at East Lansing, Mich.

at East Lansing: Tied, 1-1-1

at Neutral Sites: MICH. ST., 1-0

MIDDLE TENNESSEE (MSU, 5-0)

9/4/1999:	MSU, 40-7	at Starkville
10/28/2000:	MSU, 61-35	at Starkville
10/25/2008:	MSU, 31-22	at Starkville
10/17/2009:	MSU, 27-6	at Murfreesboro, Tenn.
10/20/2012:	MSU, 45-3	at Starkville

at Starkville: MSU, 4-0

at Murfreesboro: MSU, 1-0

MILLSAPS (MSU, 14-2-1)

10/6/1923:	MSU, 28-6	at Starkville
10/4/1924:	MSU, 28-6	at Starkville
10/3/1925:	MSU, 34-0	at Starkville
10/16/1926:	MSU, 34-0	at Starkville

11/18/1927:	MSU, 6-0	at Starkville
11/16/1929:	Tied, 0-0	at Starkville
10/11/1930:	MC, 19-13	at Starkville
9/26/1931:	MSU, 10-7	at Jackson, Miss.
10/22/1932:	MSU, 9-8	at Starkville
9/30/1933:	MSU, 12-0	at Starkville
10/5/1934:	MC, 7-6	at Starkville
10/4/1935:	MSU, 45-0	at Starkville
9/26/1936:	MSU, 20-0	at Starkville
11/18/1939:	MSU, 40-0	at Starkville
11/16/1940:	MSU, 46-13	at Starkville
11/22/1941:	MSU, 49-6	at Starkville
10/7/1944:	MSU, 56-0	at Starkville

at Starkville: MSU, 13-2-1

at Jackson: MSU, 1-0

MISSISSIPPI COLLEGE (MSU, 16-3)

10/1/1910:	MSU, 24-0	at Starkville
9/29/1911:	MSU, 27-6	at Starkville
10/4/1912:	MSU, 19-0	at Starkville
10/10/1913:	MSU, 1-0	at Starkville
10/2/1915:	MSU, 12-0	at Jackson, Miss.
10/6/1916:	MC, 13-6	at Aberdeen, Miss.
10/13/1917:	MSU, 68-0	at Starkville
10/11/1919:	MSU, 56-7	at Starkville
10/2/1920:	MSU, 27-0	at Starkville
10/15/1921:	MSU, 14-13	at Jackson, Miss.
11/15/1924:	MSU, 7-6	at Starkville
11/7/1925:	MSU, 46-0	at Starkville
10/2/1926:	MSU, 41-0	at Starkville
11/2/1929:	MSU, 6-0	at Starkville
10/4/1930:	MC, 13-12	at Jackson, Miss.
10/3/1931:	MC, 6-2	at Starkville
10/8/1932:	MSU, 18-7	at Jackson, Miss.
11/4/1933:	MSU, 18-0	at Starkville
10/26/1934:	MSU, 13-6	at Starkville

at Starkville: MSU, 12-2

at Neutral Sites: MSU, 4-1

MISSOURI (UM, 2-1)

10/3/1981:	UM, 14-3	at Jackson, Miss.
9/22/1984:	UM, 47-30	at Columbia, Mo.
11/5/2015:	MSU, 31-13	at Columbia, Mo.

at Columbia: Tied, 1-1

at Neutral Sites: UM, 1-0

MURRAY STATE (MSU, 2-0)

11/2/1946:	MSU, 69-0	at Starkville
9/3/2005:	MSU, 38-6	at Starkville

at Starkville: MSU, 2-0

NAVY (MSU, 1-0)

9/17/1983:	MSU, 38-10	at Jackson, Miss.
------------	------------	-------------------

at Neutral Sites: MSU, 1-0

NEBRASKA (UN, 1-0)

12/27/1980:	UN, 31-17	at El Paso, Texas
-------------	-----------	-------------------

at Neutral Sites: UN, 1-0

NEW ORLEANS ATHLETIC CLUB (NOAC, 1-0)

11/21/1896:	NOAC, 55-0	at New Orleans, La.
-------------	------------	---------------------

at New Orleans: NOAC, 1-0

NORTH CAROLINA (TIED, 1-1)

12/28/1974:	MSU, 26-24	at El Paso, Texas
1/2/1993:	UNC, 21-17	at Atlanta, Ga.

at Neutral Sites: Tied, 1-1

NC STATE (TIED, 3-3)

10/25/1930:	NCSU, 14-0	at Raleigh, N.C.
11/7/1931:	NCSU, 6-0	at Starkville
10/26/1940:	MSU, 26-10	at Raleigh, N.C.
12/21/1963:	MSU, 16-12	at Philadelphia, Pa.
1/1/1995:	NCSU, 28-24	at Atlanta, Ga.
12/30/2015:	MSU, 51-28	at Charlotte, N.C.

at Starkville: NCSU, 1-0

at Raleigh: Tied, 1-1

at Neutral Sites: MSU, 2-1

NORTH TEXAS (MSU, 6-2)*

10/11/1952:	MSU, 14-0	at Starkville
10/3/1953:	MSU, 21-6	at Starkville

11/6/1954:	MSU, 48-26	at Starkville
10/29/1955:	MSU, 20-7	at Starkville
10/18/1975:	MSU, 15-12	at Starkville
9/4/1976:	*MSU, 7-0	at Starkville
9/3/1977:	*MSU, 17-15	at Starkville
9/9/1978:	MSU, 17-5	at Irving, Texas

at Starkville: MSU, 5-2

at Neutral Sites: MSU, 1-0

NORTHWESTERN (NW, 1-0)

1/1/2013:	NW, 34-20	at Jacksonville, Fla.
-----------	-----------	-----------------------

at Neutral Sites: NW, 1-0

NORTHWESTERN STATE (MSU, 3-0)

11/17/1945:	MSU, 54-0	at Starkville
11/16/1946:	MSU, 27-0	at Starkville
9/19/2015:	MSU, 62-13	at Starkville

at Starkville: MSU, 2-0

OKLAHOMA STATE (OSU, 3-2)

9/12/1970:	MSU, 14-13	at Jackson, Miss.
9/11/1971:	OSU, 26-7	at Stillwater, Okla.
9/19/1998:	OSU, 42-23	at Stillwater, Okla.
9/8/1999:	MSU, 29-11	at Starkville
8/31/2013:	OSU, 21-3	at Houston, Texas

at Starkville: MSU, 1-0

at Stillwater: OSU, 2-0

at Neutral Sites: Tied, 1-1

OLE MISS (UM, 62-47-6)*^

10/28/1901:	MSU, 17-0	at Starkville
10/25/1902:	UM, 21-0	at Starkville
11/14/1903:	Tied, 6-6	at Oxford, Miss.
10/22/1904:	UM, 17-5	at Columbus, Miss.
11/30/1905:	MSU, 11-0	at Jackson, Miss.
11/25/1906:	UM, 29-5	at Jackson, Miss.
11/28/1907:	MSU, 15-0	at Jackson, Miss.
11/20/1908:	MSU, 44-6	at Jackson, Miss.
11/25/1909:	UM, 9-5	at Jackson, Miss.
11/24/1910:	UM, 30-0	at Jackson, Miss.
11/30/1911:	MSU, 6-0	at Jackson, Miss.
11/6/1915:	MSU, 65-0	at Tupelo, Miss.
11/3/1916:	MSU, 36-0	at Tupelo, Miss.
11/3/1917:	MSU, 41-14	at Tupelo, Miss.
11/28/1918	MSU, 34-0	at Starkville
12/7/1918:	MSU, 13-0	at Oxford, Miss.
11/8/1919:	MSU, 33-0	at Clarksdale, Miss.
11/6/1920:	MSU, 20-0	at Greenwood, Miss.
10/29/1921:	MSU, 21-0	at Greenwood, Miss.
10/21/1922:	MSU, 19-13	at Jackson, Miss.
10/20/1923:	MSU, 13-6	at Jackson, Miss.
10/18/1924:	MSU, 20-0	at Jackson, Miss.
10/24/1925:	MSU, 6-0	at Jackson, Miss.
11/25/1926:	UM, 7-6	at Starkville
11/25/1927:	UM, 20-12	at Oxford, Miss.
11/29/1928:	UM, 20-19	at Starkville
11/28/1929:	Tied, 7-7	at Oxford, Miss.
11/27/1930:	UM, 20-0	at Starkville
11/26/1931:	UM, 25-14	at Oxford, Miss.
11/24/1932:	UM, 13-0	at Starkville
12/2/1933:	UM, 31-0	at Oxford, Miss.
12/1/1934:	UM, 7-3	at Jackson, Miss.
11/30/1935:	UM, 14-6	at Oxford, Miss.
11/21/1936:	MSU, 26-6	at Starkville
11/30/1937:	MSU, 9-7	at Oxford, Miss.
11/26/1938:	UM, 19-6	at Starkville
11/25/1939:	MSU, 18-6	at Oxford, Miss.
11/23/1940:	MSU, 19-0	at Starkville
11/29/1941:	MSU, 6-0	at Oxford, Miss.
11/28/1942:	MSU, 34-13	at Starkville
11/25/1944:	UM, 13-8	at Oxford, Miss.
11/24/1945:	UM, 7-6	at Starkville
11/23/1946:	MSU, 20-0	at Oxford, Miss.
11/29/1947:	UM, 33-14	at Starkville
11/27/1948:	UM, 34-7	at Oxford, Miss.
11/26/1949:	UM, 26-0	at Starkville
12/2/1950:	UM, 27-20	at Oxford, Miss.
12/1/1951:	UM, 49-7	at Starkville
11/29/1952:	UM, 20-14	at Oxford, Miss.
11/28/1953:	Tied, 7-7	at Starkville
11/27/1954:	UM, 14-0	at Oxford, Miss.
11/26/1955:	UM, 26-0	at Starkville

12/1/1956:	UM, 13-7	at Oxford, Miss.
11/30/1957:	Tied, 7-7	at Starkville
11/29/1958:	UM, 21-0	at Oxford, Miss.
11/28/1959:	UM, 42-0	at Starkville
11/26/1960:	UM, 35-9	at Oxford, Miss.
12/2/1961:	UM, 37-7	at Starkville
12/1/1962:	UM, 13-6	at Oxford, Miss.
11/30/1963:	Tied, 10-10	at Starkville
12/5/1964:	MSU, 20-17	at Oxford, Miss.
11/27/1965:	UM, 21-0	at Starkville
11/26/1966:	UM, 24-0	at Oxford, Miss.
12/2/1967:	UM, 10-3	at Starkville
11/30/1968:	Tied, 17-17	at Oxford, Miss.
11/27/1969:	UM, 48-22	at Starkville
11/21/1970:	MSU, 19-14	at Oxford, Miss.
11/25/1971:	UM, 48-0	at Starkville
11/25/1972:	UM, 51-14	at Oxford, Miss.
11/24/1973:	UM, 38-10	at Jackson, Miss.
11/23/1974:	MSU, 31-13	at Jackson, Miss.
11/22/1975:	UM, 13-7	at Jackson, Miss.
11/20/1976:	*MSU, 28-11	at Jackson, Miss.
11/19/1977:	*MSU, 18-14	at Jackson, Miss.
11/25/1978:	UM, 27-7	at Jackson, Miss.
11/24/1979:	UM, 14-9	at Jackson, Miss.
11/22/1980:	MSU, 19-14	at Jackson, Miss.
11/21/1981:	UM, 21-17	at Jackson, Miss.
11/20/1982:	MSU, 27-10	at Jackson, Miss.
11/19/1983:	UM, 24-23	at Jackson, Miss.
11/24/1984:	UM, 24-3	at Jackson, Miss.
11/23/1985:	UM, 45-27	at Jackson, Miss.
11/22/1986:	UM, 24-3	at Jackson, Miss.
11/21/1987:	MSU, 30-20	at Jackson, Miss.
11/26/1988:	UM, 33-6	at Jackson, Miss.
11/25/1989:	UM, 21-11	at Jackson, Miss.
11/24/1990:	UM, 21-9	at Jackson, Miss.
11/23/1991:	MSU, 24-9	at Starkville
11/28/1992:	UM, 17-10	at Oxford, Miss.
11/27/1993:	MSU, 20-13	at Starkville
11/26/1994:	MSU, 21-17	at Oxford, Miss.
11/25/1995:	UM, 13-10	at Starkville
11/30/1996:	MSU, 17-0	at Oxford, Miss.
11/29/1997:	UM, 15-14	at Starkville
11/26/1998:	MSU, 28-6	at Oxford, Miss.
11/25/1999:	MSU, 23-20	at Starkville
11/23/2000:	UM, 45-30	at Oxford, Miss.
11/22/2001:	MSU, 36-28	at Starkville
11/28/2002:	UM, 24-12	at Oxford, Miss.
11/27/2003:	UM, 31-0	at Starkville
11/27/2004:	UM, 20-3	at Oxford, Miss.
11/26/2005:	MSU, 35-14	at Starkville
11/25/2006:	UM, 20-17	at Oxford, Miss.
11/23/2007:	MSU, 17-14	at Starkville
11/28/2008:	UM, 45-0	at Oxford, Miss.
11/28/2009:	MSU, 41-27	at Starkville
11/27/2010:	MSU, 31-23	at Oxford, Miss.
11/26/2011:	MSU, 31-3	at Starkville
11/24/2012:	UM, 41-24	at Oxford, Miss.
11/28/2013:	MSU, 17-10 [OT]	at Starkville
11/29/2014:	UM, 31-17	at Oxford, Miss.
11/28/2015:	UM, 38-27	at Starkville
11/26/2016:	MSU, 55-20	at Oxford, Miss.
11/23/2017:	UM, 31-28	at Starkville
11/22/2018:	*MSU, 35-3	at Oxford, Miss.
11/28/2019:	MSU, 21-20	at Starkville

at Starkville: UM, 22-15-3

at Oxford: UM, 23-12-3

at Neutral Sites: UM, 19-18

OREGON (UO, 2-0)

8/31/2002:	UO, 36-13	at Eugene, Ore.
8/31/2003:	UO, 42-34	at Starkville

at Starkville: UO, 1-0

at Eugene: UO, 1-0

OUACHITA (MSU, 3-1-2)

10/8/1921:	MSU, 21-6	at Starkville
11/4/1922:	Tie, 7-7	at Starkville
10/13/1923:	MSU, 6-0	at Starkville
10/11/1924:	OU, 12-0	at Starkville
10/10/1925:	Tied, 3-3	at Starkville
9/29/1928:	MSU, 20-6	at Starkville

at Starkville: MSU, 3-1-2



PARK [TENN.] FIELD (PF, 1-0)

11/16/1918:	PF, 6-0	at Starkville
<i>at Starkville: PF, 1-0</i>		

PAYNE [WEST POINT, MISS.] FIELD (PF, 1-0)

11/2/1918:	PF, 7-6	at Starkville
<i>at Starkville: PF, 1-0</i>		

RHODES (MSU, 9-3)¹

10/2/1907:	MSU, 7-0	at Starkville
10/22/1909:	MSU, 31-0	at Columbus, Miss.
10/7/1911:	MSU, 30-0	at Starkville
9/27/1930:	SWU, 14-0	at Starkville
11/14/1931:	MSU, 14-0	at Starkville
11/12/1932:	MSU, 6-0	at Starkville
10/27/1933:	SWU, 6-0	at Memphis, Tenn.
10/20/1934:	MSU, 21-6	at Memphis, Tenn.
11/19/1938:	SWU, 7-3	at Memphis, Tenn.
10/21/1939:	MSU, 37-0	at Starkville
11/2/1940:	MSU, 13-0	at Memphis, Tenn.
11/1/1941:	MSU, 20-6	at Memphis, Tenn.

at Starkville: MSU, 5-1

at Memphis: MSU, 3-2

at Neutral Sites: MSU, 1-0

¹ Previously Southwestern

RICE (TIED, 1-1)*

10/11/1975:	*MSU, 28-14	at Houston, Texas
12/31/2013:	MSU, 44-7	at Memphis, Tenn.

at Houston: RU, 1-0

at Neutral Sites: MSU, 1-0

RICHMOND (MSU, 2-0)

10/1/1966:	MSU, 20-0	at Starkville
9/20/1969:	MSU, 17-14	at Starkville

at Starkville: MSU, 2-0

SAMFORD (MSU, 17-1-1)¹

11/15/1902:	MSU, 26-0	at Birmingham, Ala.
11/11/1905:	MSU, 44-0	at Starkville
9/29/1906:	MSU, 30-0	at Starkville
10/12/1907:	MSU, 12-5	at Birmingham, Ala.
11/8/1909:	HU, 6-0	at Birmingham, Ala.
11/18/1910:	MSU, 82-0	at Starkville
10/14/1911:	MSU, 48-0	at Starkville
10/4/1913:	MSU, 66-0	at Starkville
10/25/1919:	MSU, 39-0	at Starkville
10/14/1922:	Tied, 0-0	at Starkville
9/21/1934:	MSU, 13-7	at Birmingham, Ala.
9/20/1935:	MSU, 19-6	at Starkville
10/3/1936:	MSU, 35-0	at Starkville
10/2/1937:	MSU, 38-0	at Starkville
9/25/1938:	MSU, 19-0	at Starkville
9/23/1939:	MSU, 45-0	at Starkville
10/19/1940:	MSU, 40-7	at Starkville
9/21/1963:	MSU, 43-0	at Starkville
10/29/2016:	MSU, 56-41	at Starkville

at Starkville: MSU, 14-0-1

at Birmingham: MSU, 3-1

¹ Previously Howard College

SAN FRANCISCO (MSU, 4-0)

12/6/1941:	MSU, 26-13	at San Francisco, Calif.
12/5/1942:	MSU, 19-7	at Memphis, Tenn.
10/19/1946:	MSU, 48-20	at Memphis, Tenn.
10/11/1947:	MSU, 21-14	at San Francisco, Calif.

at San Francisco: MSU, 2-0

at Neutral Sites: MSU, 2-0

SEWANEE (MSU, 4-1)

10/10/1907:	US, 38-0	at Sewanee, Tenn.
11/18/1933:	MSU, 26-13	at Starkville
11/23/1935:	MSU, 25-0	at Starkville
10/31/1936:	MSU, 68-0	at Jackson, Miss.
11/12/1937:	MSU, 12-0	at Starkville

at Starkville: MSU, 3-0

at Sewanee: US, 1-0

at Neutral Sites: MSU, 1-0

SOUTH ALABAMA (MSU, 2-1)

9/22/2012:	MSU, 30-10	at Starkville
9/13/2014:	MSU, 35-3	at Mobile, Ala.
9/3/2016:	USA, 21-20	at Starkville
<i>at Starkville: Tied, 1-1</i>		
<i>at Mobile: MSU, 1-0</i>		

SOUTH CAROLINA (USC, 9-7)

10/17/1992:	USC, 21-6	at Columbia, S.C.
10/16/1993:	MSU, 23-0	at Starkville
10/15/1994:	MSU, 41-36	at Columbia, S.C.
10/14/1995:	USC, 65-39	at Starkville
9/28/1996:	MSU, 14-10	at Columbia, S.C.
9/27/1997:	MSU, 37-17	at Starkville
9/26/1998:	MSU, 38-0	at Columbia, S.C.
9/25/1999:	MSU, 17-0	at Starkville
9/23/2000:	USC, 23-19	at Columbia, S.C.
9/20/2001:	USC, 16-14	at Starkville
10/5/2002:	USC, 34-10	at Columbia, S.C.
8/31/2006:	USC, 15-0	at Starkville
9/29/2007:	USC, 38-21	at Columbia, S.C.
10/15/2011:	USC, 14-12	at Starkville
11/2/2013:	USC, 34-16	at Columbia, S.C.
9/10/2016:	MSU, 27-14	at Starkville

at Starkville: Tied, 4-4

at Columbia: USC, 5-3

SOUTHEASTERN LOUISIANA (MSU, 1-0)

9/6/2008:	MSU, 34-10	at Starkville
<i>at Starkville: MSU, 1-0</i>		

SOUTHERN MILITARY ACADEMY (MSU, 1-0)

10/16/1920:	MSU, 33-0	at Starkville
<i>at Starkville: MSU, 1-0</i>		

SOUTHERN MISS (MSU, 15-14-1)*

11/15/1935:	MSU, 27-0	at Hattiesburg, Miss.
11/22/1947:	MSU, 14-7	at Starkville
10/17/1964:	MSU, 48-7	at Starkville
10/9/1965:	MSU, 27-9	at Starkville
10/8/1966:	MSU, 10-9	at Starkville
10/14/1967:	USM, 21-14	at Starkville
10/12/1968:	USM, 47-14	at Starkville
10/11/1969:	MSU, 34-20	at Starkville
10/24/1970:	MSU, 51-15	at Starkville
10/21/1972:	MSU, 26-7	at Starkville
10/27/1973:	Tied, 10-10	at Starkville
10/4/1975:	*MSU, 7-3	at Starkville
9/23/1976:	*MSU, 14-6	at Hattiesburg, Miss.
10/22/1977:	USM, 14-7	at Starkville
10/7/1978:	USM, 22-17	at Hattiesburg, Miss.
10/27/1979:	USM, 21-7	at Starkville
10/11/1980:	USM, 42-14	at Starkville
11/7/1981:	USM, 7-6	at Jackson, Miss.
10/9/1982:	USM, 20-14	at Jackson, Miss.
10/8/1983:	USM, 31-6	at Jackson, Miss.
10/6/1984:	MSU, 27-18	at Jackson, Miss.
9/21/1985:	MSU, 23-20	at Jackson, Miss.
9/20/1986:	USM, 28-24	at Jackson, Miss.
10/17/1987:	USM, 18-14	at Jackson, Miss.
10/15/1988:	USM, 38-21	at Jackson, Miss.
9/9/1989:	MSU, 26-23	at Hattiesburg, Miss.
9/22/1990:	MSU, 13-10	at Starkville
8/30/2014:	MSU, 49-0	at Starkville
9/5/2015:	MSU, 34-16	at Hattiesburg, Miss.
9/7/2019:	MSU, 38-15	at Starkville

at Starkville: MSU, 10-6-1

at Hattiesburg: MSU, 3-2

at Neutral Sites: USM, 6-2

SPRING HILL (MSU, 1-0)

10/4/1919:	MSU, 12-6	at Starkville
<i>at Starkville: MSU, 1-0</i>		

STEPHEN F. AUSTIN (TIED, 0-0)^

9/1/2018:	^MSU, 63-6	at Starkville
<i>at Starkville: Tied, 0-0</i>		

SYRACUSE (MSU, 2-0)

9/14/1985:	MSU, 30-3	at Starkville
9/6/1986:	MSU, 24-17	at Syracuse, N.Y.
<i>at Starkville: MSU, 1-0</i>		
<i>at Syracuse: MSU, 1-0</i>		

TAMPA (TIED, 1-1)

10/2/1965:	MSU, 48-7	at Starkville
10/26/1968:	UT, 24-17	at Tampa, Fla.
<i>at Starkville: MSU, 1-0</i>		
<i>at Tampa: UT, 1-0</i>		

TENNESSEE (UT, 29-16-1)

11/16/1907:	UT, 11-4	at Memphis, Tenn.
10/31/1910:	MSU 48-0	at Starkville
11/13/1915:	MSU 14-0	at Knoxville, Tenn.
10/18/1919:	MSU 6-0	at Knoxville, Tenn.
10/30/1920:	MSU 13-7	at Starkville
11/5/1921:	UT, 14-7	at Memphis, Tenn.
11/11/1922:	UT, 31-3	at Memphis, Tenn.
10/27/1923:	UT, 7-3	at Memphis, Tenn.
10/25/1924:	MSU 7-2	at Memphis, Tenn.
11/14/1925:	UT, 14-9	at Knoxville, Tenn.
10/30/1926:	UT, 33-0	at Starkville
11/5/1932:	UT, 31-0	at Knoxville, Tenn.
10/7/1933:	UT, 20-0	at Knoxville, Tenn.
11/10/1934:	UT, 14-0	at Knoxville, Tenn.
9/25/1948:	MSU 21-6	at Knoxville, Tenn.
9/24/1949:	UT, 10-0	at Knoxville, Tenn.
9/30/1950:	MSU 7-0	at Starkville
9/29/1951:	UT, 14-0	at Knoxville, Tenn.
9/27/1952:	UT, 14-7	at Memphis, Tenn.
9/26/1953:	MSU 26-0	at Knoxville, Tenn.
9/25/1954:	UT, 19-7	at Memphis, Tenn.
9/24/1955:	MSU 13-7	at Knoxville, Tenn.
10/5/1957:	UT, 14-9	at Knoxville, Tenn.
10/4/1958:	UT, 13-8	at Memphis, Tenn.
10/3/1959:	UT, 22-6	at Knoxville, Tenn.
10/1/1960:	Tied, 0-0	at Memphis, Tenn.
10/7/1961:	UT, 17-3	at Knoxville, Tenn.
10/6/1962:	MSU 7-6	at Memphis, Tenn.
10/5/1963:	MSU 7-0	at Knoxville, Tenn.
10/3/1964:	UT, 14-13	at Memphis, Tenn.
10/23/1971:	UT, 10-7	at Memphis, Tenn.
10/28/1978:	MSU 34-21	at Memphis, Tenn.
10/6/1979:	MSU 28-9	at Memphis, Tenn.
9/13/1986:	MSU 27-23	at Knoxville, Tenn.
9/12/1987:	UT, 38-10	at Starkville
9/8/1990:	UT, 40-7	at Starkville
9/21/1991:	UT, 26-24	at Knoxville, Tenn.
9/24/1994:	MSU 24-21	at Starkville
9/23/1995:	UT, 52-14	at Knoxville, Tenn.
12/5/1998:	UT, 24-14	at Atlanta, Ga.
11/16/2002:	UT, 35-17	at Starkville
11/15/2003:	UT, 59-21	at Knoxville, Tenn.
10/13/2007:	UT, 33-21	at Starkville
10/18/2008:	UT, 34-3	at Knoxville, Tenn.
10/13/2012:	MSU, 41-31	at Starkville
10/12/2019:	UT, 20-10	at Knoxville, Tenn.

at Starkville: Tied, 5-5

at Knoxville: UT, 14-7

at Neutral Sites: UT, 10-4-1

TENNESSEE MEDICAL COLLEGE (MSU, 2-0)

11/11/1904:	MSU, 59-0	at Starkville
10/12/1912:	MSU, 32-0	at Starkville
<i>at Starkville: MSU, 2-0</i>		

TEXAS (TIED, 2-2)

11/11/1921:	UT, 54-7	at Austin, Texas
9/7/1991:	MSU, 13-6	at Starkville
9/5/1992:	MSU, 28-10	at Austin, Texas
1/1/1999:	UT, 38-11	at Dallas, Texas

at Starkville: MSU, 1-0

at Austin: Tied, 1-1

at Neutral Sites: UT, 1-0

TEXAS A&M (TIED, 6-6)^

11/28/1912:	TA&M, 41-7	at Houston, Texas
11/1/1913:	MSU, 6-0	at College Station, Texas
11/25/1915:	MSU, 7-0	at Dallas, Texas
10/9/1937:	TA&M, 14-0	at Tyler, Texas
12/31/2000:	MSU, 43-41 (OT)	at Shreveport, La.
11/3/2012:	TA&M, 38-13	at Starkville
11/9/2013:	TA&M, 51-41	at College Station, Texas
10/4/2014:	MSU, 48-31	at Starkville
10/3/2015:	TA&M, 30-17	at College Station, Texas
11/5/2016:	MSU, 35-28	at Starkville
10/28/2017:	MSU, 35-14	at College Station, Texas
10/27/2018:	^MSU, 28-13	at Starkville
10/26/2019:	TA&M, 49-30	at College Station, Texas

at Starkville: MSU, 2-1

at College Station: TA&M, 3-2

at Neutral Sites: Tied, 2-2

TCU (TIED, 0-0-1)

10/24/1936:	Tied, 0-0	at Dallas, Texas
-------------	-----------	------------------

at Neutral Sites: Tied, 0-0-1

TEXAS TECH (MSU, 4-2-1)

10/31/1953:	TT, 27-20	at Jackson, Miss.
9/23/1961:	MSU, 6-0	at Jackson, Miss.
9/19/1964:	TT, 21-7	at Lubbock, Texas
10/7/1967:	MSU, 7-3	at Lubbock, Texas
10/19/1968:	Tie, 28-28	at Jackson, Miss.
10/18/1969:	MSU, 30-26	at Lubbock, Texas
10/17/1970:	MSU, 20-16	at Jackson, Miss.

at Lubbock: MSU, 2-1

at Neutral Sites: MSU, 2-1-1

TRANSYLVANIA (MSU, 3-0-1)

10/31/1908:	MSU, 12-5	at Starkville
10/17/1913:	MSU, 31-0	at Columbus, Miss.
10/9/1915:	Tie, 0-0	at Starkville
10/21/1916:	MSU, 13-0	at Starkville

at Starkville: MSU, 2-0-1

at Neutral Sites: MSU, 1-0

TRINITY (MSU, 1-0)

10/13/1956:	MSU, 18-6	at Starkville
-------------	-----------	---------------

at Starkville: MSU, 1-0

TROY (MSU, 4-1)

10/13/2001:	TU, 21-9	at Starkville
10/12/2002:	MSU, 11-8	at Starkville
9/15/2012:	MSU, 30-24	at Troy, Ala.
9/21/2013:	MSU, 62-7	at Starkville
10/10/2015:	MSU, 45-17	at Starkville

at Starkville: MSU, 2-1

at Troy: MSU, 1-0

TULANE (MSU, 30-26-2)

11/19/1901:	TU, 24-6	at New Orleans, La.
11/1/1902:	Tied, 11-11	at New Orleans, La.
12/5/1903:	Tied, 0-0	at New Orleans, La.
10/29/1904:	TU, 10-0	at New Orleans, La.
11/14/1908:	TU, 23-0	at New Orleans, La.
10/30/1909:	TU, 2-0	at New Orleans, La.
11/5/1910:	MSU, 10-0	at New Orleans, La.
11/20/1911:	TU, 5-4	at Starkville
11/9/1912:	TU, 27-24	at New Orleans, La.
11/8/1913:	MSU, 32-0	at Starkville
11/14/1914:	MSU, 61-0	at Jackson, Miss.
11/13/1920:	TU, 6-0	at New Orleans, La.
10/22/1921:	TU, 7-0	at New Orleans, La.
10/28/1922:	TU, 26-0	at New Orleans, La.
11/1/1924:	MSU, 14-6	at New Orleans, La.
10/17/1925:	TU, 25-3	at New Orleans, La.
11/6/1926:	MSU, 14-0	at New Orleans, La.
10/15/1927:	MSU, 13-6	at New Orleans, La.
10/6/1928:	TU, 51-6	at Jackson, Miss.
10/12/1929:	TU, 34-0	at New Orleans, La.
11/1/1930:	TU, 53-0	at New Orleans, La.
10/31/1931:	TU, 59-7	at New Orleans, La.
11/11/1933:	TU, 33-0	at New Orleans, La.
10/29/1938:	TU, 27-0	at New Orleans, La.
11/7/1942:	MSU, 7-0	at New Orleans, La.
11/3/1945:	TU, 14-13	at New Orleans, La.

10/26/1946:	MSU, 14-7	at New Orleans, La.
11/1/1947:	MSU, 20-0	at New Orleans, La.
10/30/1948:	TU, 9-0	at New Orleans, La.
10/29/1949:	TU, 54-6	at New Orleans, La.
11/3/1951:	MSU, 10-7	at New Orleans, La.
11/1/1952:	TU, 34-21	at New Orleans, La.
11/7/1953:	MSU, 21-0	at New Orleans, La.
10/9/1954:	MSU, 14-0	at New Orleans, La.
10/8/1955:	MSU, 14-0	at Starkville
11/3/1956:	TU, 20-14	at New Orleans, La.
11/2/1957:	MSU, 27-6	at Jackson, Miss.
10/12/1962:	MSU, 35-6	at New Orleans, La.
10/12/1963:	MSU, 31-10	at Jackson, Miss.
10/10/1964:	MSU, 17-6	at Starkville
10/22/1965:	TU, 17-15	at New Orleans, La.
9/4/1982:	MSU, 30-21	at New Orleans, La.
9/3/1983:	MSU, 14-9	at Starkville
9/1/1984:	MSU, 30-3	at New Orleans, La.
10/19/1985:	MSU, 31-27	at Starkville
10/18/1986:	MSU, 34-27	at New Orleans, La.
11/7/1987:	TU, 30-19	at Starkville
11/19/1988:	TU, 27-22	at New Orleans, La.
11/11/1989:	MSU, 27-7	at Starkville
10/20/1990:	MSU, 38-17	at New Orleans, La.
9/14/1991:	MSU, 48-0	at Starkville
9/25/1993:	MSU, 36-10	at New Orleans, La.
10/22/1994:	MSU, 66-22	at Starkville
9/13/2003:	TU, 31-28	at New Orleans, La.
9/4/2004:	MSU, 28-7	at Starkville
9/17/2005:	MSU, 21-14	at Shreveport, La.
9/16/2006:	TU, 32-29	at Starkville
9/8/2007:	MSU, 38-17	at New Orleans, La.

at Starkville: MSU, 9-3

at New Orleans: TU, 22-17-2

at Neutral Sites: MSU, 4-1

UAB (MSU, 5-1)

10/9/2004:	UAB, 27-13	at Starkville
9/23/2006:	MSU, 16-10 (OT)	at Birmingham, Ala.
10/6/2007:	MSU, 30-13	at Starkville
10/23/2010:	MSU, 29-24	at Starkville
10/8/2011:	MSU, 21-3	at Birmingham, Ala.
9/6/2014:	MSU, 47-34	at Starkville

at Starkville: MSU, 3-1

at Birmingham: MSU, 2-0

UCF (MSU, 2-0)

10/25/1997:	MSU 35-28	at Starkville
12/29/2007:	MSU 10-3	at Memphis, Tenn.

at Starkville: MSU, 1-0

at Neutral Sites: MSU 1-0

UMASS (MSU, 2-0)

9/24/2016:	MSU, 47-35	at Foxborough, Mass.
11/4/2017:	MSU, 34-23	at Starkville

at Foxborough: MSU, 1-0

at Starkville: MSU, 1-0

UNION (MSU, 5-2)

11/16/1895:	UU, 21-0	at Jackson, Miss.
10/10/1896:	UU, 8-0	at Starkville
10/19/1907:	MSU, 80-0	at Starkville
11/2/1909:	MSU, 25-0	at Columbus, Miss.
11/10/1923:	MSU, 6-0	at Starkville
10/25/1941:	MSU, 56-7	at Starkville
9/26/1942:	MSU, 35-2	at Starkville

at Starkville: MSU, 4-1

at Jackson: UU, 1-0

at Neutral Sites: MSU, 1-0

UT MARTIN (MSU, 2-0)

11/5/2011:	MSU, 55-17	at Starkville
11/8/2014:	MSU, 45-16	at Starkville

at Starkville: MSU, 2-0

VANDERBILT (MSU, 13-7-2)

10/11/1904:	VU, 30-0	at Columbus, Miss.
11/3/1923:	Tied, 0-0	at Nashville, Tenn.
11/8/1924:	VU, 18-0	at Nashville, Tenn.
10/21/1933:	Tied, 7-7	at Nashville, Tenn.
9/29/1934:	VU, 7-0	at Nashville, Tenn.
9/28/1935:	VU, 14-9	at Nashville, Tenn.

10/17/1942:	MSU, 33-0	at Nashville, Tenn.
9/26/1970:	MSU, 20-6	at Memphis, Tenn.
9/25/1971:	VU, 49-19	at Starkville
9/23/1972:	MSU, 10-6	at Nashville, Tenn.
9/22/1973:	MSU, 52-21	at Starkville
9/20/1980:	MSU, 24-14	at Nashville, Tenn.
9/19/1981:	MSU, 29-9	at Starkville
9/10/1988:	VU, 24-20	at Nashville, Tenn.
9/2/1989:	MSU, 42-7	at Starkville
9/5/1998:	MSU, 42-0	at Starkville
10/2/1999:	MSU, 42-14	at Nashville, Tenn.
10/4/2003:	MSU, 30-21	at Starkville
10/2/2004:	VU, 31-13	at Nashville, Tenn.
10/11/2008:	MSU, 17-14	at Starkville
9/19/2009:	MSU, 15-3	at Nashville, Tenn.
11/22/2014:	MSU, 51-0	at Starkville

at Starkville: MSU, 7-1

at Nashville: Tied, 5-5-2

at Neutral Sites: Tied, 1-1

WAKE FOREST (MSU, 1-0)

2011:	MSU, 23-17	at Nashville, Tenn.
-------	------------	---------------------

at Neutral Sites: MSU, 1-0

WASHINGTON (UW, 1-0)*

9/10/1977:	*MSU, 27-18	at Seattle, Wash.
------------	-------------	-------------------

at Seattle: UW, 1-0

WASHINGTON [ST. LOUIS] (WU, 1-0)

1924:	WU, 12-6	at St. Louis, Mo.
-------	----------	-------------------

at St. Louis: WU, 1-0

WEST TEXAS STATE (MSU, 1-0)

1978:	MSU, 28-0	at Jackson, Miss.
-------	-----------	-------------------

at Neutral Sites: MSU, 1-0

WEST VIRGINIA (WVU, 2-0)

10/7/2006:	WVU, 42-14	at Starkville
10/20/2007:	WVU, 38-13	at Morgantown, W.Va.

at Starkville: WVU, 1-0

at Morgantown: WVU, 1-0

WILLIAM & MARY (MSU, 1-0)

9/7/1974:	MSU, 49-7	at Jackson, Miss.
-----------	-----------	-------------------

at Neutral Sites: MSU, 1-0

XAVIER [OHIO] (MSU, 1-0)

10/26/1935:	MSU, 7-0	at Cincinnati, Ohio
-------------	----------	---------------------

at Cincinnati: MSU, 1-0

* - Denotes wins which were forfeited due to NCAA infractions

^ - Denotes wins which were vacated by the NCAA Committee on Infractions



ADAMS, Deke (Southern Miss, 2008)	DL (2019)
ALDRIDGE, Dennis (Texas, 1969)	WR (1970-72); RB (1973); QB (1974-77)
AMDEDE, Lynn (LSU, 1962)	OC/QB (1996-98)
ARIANS, Bruce (Virginia Tech, 1974)	WR (1978-80); OC/QB (1993-95)
ARMSTRONG, Pee Wee (MSU)	Asst. (1937-38)
ARNETT, Zach (New Mexico, 2009)	DC/LB (2020-)
AIKEN, D.W. (Ole Miss)	Asst. (1935-37)
BAKER, Brian (Maryland, 1985)	DL (2016-18)
BARFIELD, Doug (Southern Miss, 1957)	Off. Asst. (1981)
BEAMER, Shane (Virginia Tech, 1999)	CB (2004-05); RB (2006)
BENDER, Vic (Louisiana-Monroe, 1969)	LB (1974-75)
BERRY, Todd (Tulsa, 1983)	WR (1989-90)
BLACK, Ricky (MSU, 1971)	TE (1991-96)
BLAKE, John (Oklahoma, 1986)	DL (2003)
BOYD, Bob (Texas A&M, 1964)	TE (1997-98)
BRANCH, Jesse (Arkansas, 1962)	Asst. (1966)
BREINER, Andrew (Lock Haven, 2006)	QB (2018-19)
BREWSTER, Tim (Illinois, 1983)	WR (2012)
BROCK, Matt (Baker, 2011)	Special Teams Coordinator/OLB (2020)
BROWN, Ralph "Rabbit" (MSU, 1931)	Asst. (1954-58)
BROWN, Watson (Vanderbilt, 1973)	OC/QB (1991-92)
BRUCE, Johnny (MSU, 1974)	DE (1984-85)
BUCKLEY, Terrell (Florida State, 2007)	CB (2016-19)
BURNEY, Jacob (Chattanooga, 1981)	ILB (1988)
CALHOUN, Shelby (LSU, 1934)	Asst. (1938-39)
CAMP, Jim (North Carolina, 1947)	Off. Backs (1953)
CAMPBELL, Louis (Arkansas, 1973)	LB (2008)
CAMPBELL, Steve (Troy, 1988)	OL (2003)
CARA, Mac (Inc State, 1937)	Ends (1949-53)
CARIDEO, Frank (Notre Dame, 1930)	Asst. (1935-38)
CARLISLE, Dyer (Samford, 1971)	DB (1987); DC/DB (1988)
CARMODY, Jim (Tulane, 1956)	DL (1964-66); DC/OL (1989-90)
CHADWICK, E.B. (MSU, 1927)	Asst. (1928-29)
CHADWICK, W.D. (Marietta)	Asst. (1914-17)
CHAMPION, Jim (MSU, 1949)	OL (1957-61)
CHRISTOPHEL, Rick (Austin Peay, 1975)	WR (1991-94)
CLAY, Bill (Arkansas, 1963)	DB (1989); OC (1990); DC (1991-94)
COLLINS, Bobby (MSU, 1958)	Freshmen/Asst. Backfield (1957-60)
COLLINS, Geoff (Western Carolina, 1994)	LB/Co-DC (2011-12); LB/DC (2013-14)
CONKRIGHT, William F. "Red" (Oklahoma, 1936)	Asst. (1950-51)
COOPER, Ron (Jacksonville State, 1983)	DC/S (2003)
CORRERO, John (MSU, 1962)	Asst. Freshman/Backfield (1962-63)
CRANE, Russell (Illinois)	Asst. (1930-35)
CRAWFORD, Denver (Tennessee, 1947)	Asst. (1952-53)
CROUSEN, Joe (Sul Ross State, 1963)	TE/K (1979-81); OL/K (1982-85)
DANIELS, Keith (Mississippi College, 1969)	OC/QB (1989)
DAUBER, Ray (Iowa, 1925)	Asst. (1930-31)
DAVIS, Glenn (Delta State, 1982)	RB (1997-2003)
DAVIS, Harper (MSU, 1948)	Asst. (1956-58)
DAVIS, Paul (Ole Miss, 1946)	Off. Backs (1961)
DIAZ, Manny (Florida State, 1995)	DC/LB (2010, 14)
DICKENS, Phil (Tennessee, 1936)	Asst. (1945-47)
DICKEY, Darrell (Kansas State, 1983)	QB (1990)
DOMAHUE, Ken (Tennessee, 1950)	DL (1961-63)
DOOLEY, Bill (MSU, 1955)	Freshmen/Asst. OL (1957-60); OL (1963)
DOVE, Marc (Texas Tech, 1972)	DB (1978-81); DC/DB (1982-83)
DRAYTON, Stan (Allegheny [Pa.] College, 1993)	RB (2004)
DUNN, Joe Lee (Chattanooga, 1968)	DC/DE (1996-2002)
DYKES, Spike (Stephen F. Austin, 1959)	OL (1979)
EDMONDSON, Larry (Texas A&M, 1984)	WR (1996)
ELLIOTT, Brett (Linfield, 2005)	QB (2017)
ENGLISH, Ron (UC-Berkeley, 1991)	Safeties (2003)
EWING, Hickman (Samford)	Freshmen (1948)
FABRIS, Frank (Tulane, 1953)	OL (1967-68); DL (1969)
FATHERREE, Jesse (LSU, 1935)	Backs (1949-51)
FELKER, Rocky (MSU, 1975)	JV (1975); TE (1976-77); QB (1978); Football Ops (2002-2006); RB (2006-2008); Player Development (2009-17)
FERRIS, David "Boo" (MSU)	Asst. (1967)
FIELD, Bob (Arkansas, 1970)	DB (1973-76); DC/DB (1977)
FISHER, Sonny (MSU, 1964)	Recruiting (1968)
FORD, Bob (Memphis, 1955)	Asst. Head Coach (1966)
FORD, Robert (Houston, 1973)	TE (1982-84)
FREMIN, Jerry (Southern Miss, 1976)	OL (1997-2000)
GARBER, Chip (Maryland, 1978)	DB (1990)
GARRETT, Charles (Mississippi College, 1963)	QB (1973); RB (1974-77); DE (1978)
GEBHART, Smylie (Georgia Tech, 1972)	Def. Asst. (1973-76)
GETSY, Luke (Akron, 2004)	OC/WR (2018)
GOODE, Tom (MSU, 1960)	OL (1972-75); OC (1984-85); OL (1986-88)

GONZALES, Billy (Colorado State 1994)	WR (2013-17); Co-OC (2014-17)
GOODMAN, Gerald (North Alabama, 1978)	DB (1985)
GRANTHAM, Todd (Virginia Tech, 1989)	DC/LB (2017)
GRAY, Ronnie (MSU, 1970)	DE (1974-78); DT (1985); DC/ILB (1986-87)
GREGORY, Roy (Chattanooga, 1968)	Asst. Head Coach/RB (1986-88)
GRIMES, J.B. (Henderson [Ark.] State, 1977)	OL (2004-08)
GULLETTE, Ted (Delta State, 1972)	GA (1973-74); WR (1975-78)
HALBERT, Frank (Ole Miss, 1962)	Off. Backs (1970-71); DL (1972); DE (1973)
HALE, Goat (Mississippi College)	Asst. (1933-36)
HALEY, Brick (Alabama A&M, 1989)	DL (2004-06)
HALLMAN, Craig (Texas A&M, 1978)	DB (2002-03)
HARBISON, Charlie (Gardner-Webb, 1985)	S (2007); DC (2008)
HAYES, Billy (Albion)	Asst. (1911-13; 1918-23)
HEVESY, John (Maine, 1999)	OL (2009-17); Co-OC (2014-17)
HELMIS, Jim (Texas, 1967)	Asst. Head Coach/RB (1991-96)
HENDRICK, John (Pittsburgh, 1981)	DL (1995-02)
HLDBRAND, Bill (MSU, 1947)	Ends (1947-48); Fr. (1952-53); DC (1967-68)
HILYER, Jim (Stetson, 1957)	GA (1963); LB (1964-66)
HITT, Dick (Mississippi College)	Ends (1944-47)
HOCH, Vince (Pfeiffer College, 1966)	DB (1986)
HOLLIDAY, Guy (Cheney [Pa.], 1987)	WR (2003-06)
HUDSPETH, Mark (Delta State, 1992)	WR (2009-10); Associate HC/TE (2018)
HUFF, Charles (Hampton, 2005)	Assistant HC/RB (2018)
HUGHES, Tony (Southern Miss, 1980) ... Safeties (2009-15); Associate HC/TE (2019); Associate HC/Nickelbacks (2020-)	
JENKINS, John (Arkansas, 1974)	OLB (1979-83)
JENKINS, Pete (Western Carolina, 1963)	DL (1991-94)
JOHNSON, Brian (Utah, 2008)	DB (2014-16)
JOHNSON, Denver (Tulsa, 1981)	OL (1993-94)
JOHNSON, Ellis (The Citadel, 1975)	DC (2004-07)
JOHNSON, Marcus (Ole Miss, 2004)	OL (2018-19)
JOHNSON, Michael (Akron, 2008)	WR (2019)
JONES, Alan (Delta State, 1969)	JV (1973); TE (1974); WR (1975)
JONES, Amos (Alabama, 1982)	LB/Special Teams 2004-06
JONES, Frank (North Carolina, 1948)	Off. Backs (1962-65)
JONES, Joey (Alabama, 1989)	Special Teams Coordinator (2018-19)
JONES, Leo (Southeastern Louisiana, 1951)	Freshmen (1968-72)
KELLOGG, Bob (Tulane, 1939)	Backs (1954-58)
KETTLER, Elwood (Texas A&M, 1955)	DC (1970-72)
KITCHENS, Freddie (Alabama, 1998)	TE (2004); RB (2005)
KLINDWORTH, Martin (MSU, 1920)	Asst. Coach (1930-32)
KNOX, Greg (Northeastern State, 1986)	RB (2009-17); Special Teams Coordinator (2014-17)
KOENNING, Les (Texas, 1981)	WR (1986-89); OC/QB (2009-13)
KRISTYNIK, Marvin (Texas, 1965)	Asst. Freshman (1967)
LEE, George (Delta State, 1969)	JV Secondary (1972-73)
LEWIS, Art (Ohio)	Line (1949)
LEWIS, Terry (Southern, 1970)	Tackles/TE (2001-03)
LINGUIST, Maurice (Baylor, 2006)	Safeties (2016)
LOGAN, Steve (Tulsa, 1975)	QB (1987-88)
LOONEY, D.J. (MSU, 2010)	TE (2017)
LUKABU, Tem (Colgate, 2004)	LB (2018)
MALAVASI, Ray (MSU)	Asst. (1952-53)
MAJORS, Johnny (Tennessee, 1957)	DB (1960-63)
MANEY, C.T. (Southeastern Louisiana, 1942)	Asst. (1949-51)
MAPP, Marcus (MSU, 1937)	Backs (1944-48)
MARTIN, Dan (Auburn, 1901)	Asst. (1907)
MARVE, Chris (Vanderbilt, 1989)	LB (2019)
McBATH, Darcel (Texas Tech, 2008)	CB (2020-)
McCORVEY, Woody (Alabama State, 1972)	OC/QB (2004-08)
McCRAY, Carroll (Gardner-Webb, 1983)	C/OG (2001-02)
McCULLOUGH, Leo (MSU, 1949)	[1954-56]; (1957-59); (1964-68)
McGEORGE, Hal (MSU, 1907)	Asst. (1908)
MELE, Eric (William Patterson, 2002)	RB (2020-)
MILLER, Mason (Valdosta State, 1999)	OL (2020-)
MIRANDO, Angelo (Case-Western, 2008)	WR (2011)
MOLINSKI, Ed (Tennessee, 1940)	Line (1944-48)
MOON, Lee (VMI, 1970)	LB (1982-84)
MOORE, Elwyn (MSU)	Asst. (1933-34)
MORRIS, Fred (Mississippi College, 1954)	DL (1967-68); DC/LB (1969)
MORRISS, Guy (TCU, 1984)	OL (1996)
MORRIS, Tom (MSU, 1953)	OL (1962)
MULLINS, Gary (Houston, 1972)	Off. Backs (1979-83)
MURPHY, Billy "Spook" (MSU, 1946)	DB/P (1952-53)
NICHOL, Dave (Texas Tech, 1999)	Inside Receivers (2020-)
NOBLE, Dudy (MSU, 1915)	Asst. (1919-21; 1923-29)
NUSZ, David (Maryland, 1955)	DB (1970-72)
OFSTIE, Harold (Wisconsin)	Asst. (1922)
OWENS, David (MSU, 1950)	Freshmen (1961-63); OL (1964-65); Freshmen (1966)

PARKER, Henry Lee (MSU, 1948)	Asst. Off. Coach (1956-62); LB (1963)
PATRICK, J.W. (MSU, 1942)	Asst. (1959-61)
PERKINS, Ray (Alabama, 1967)	WR (1973)
PHELPS, Jeff (Ball State, 1998)	DL (2020-)
PITTMAN, Jim (MSU, 1950)	Freshmen (1951-53); Asst. (1954-55)
PLUMMER, Johnny (Mississippi College, 1960)	Off. Backs (1984-85)
POPE, Ken (Oklahoma, 1975)	OLB (1991-94)
PROCTOR, Bobby (Arkansas, 1955)	DB (1964-66)
PULLEN, Jerry (UAB, 1979)	OLB (1987-88)
RADER, David (Tulsa, 1980)	OC/Off. Backs (1986)
RANDALL, Craig (Colgate, 1956)	DL (1979-81; 1987-88)
REED, Wesley (Louisiana College, 1963)	Fr. Line (1970-72); OL/K (1973-75); DE/K (1976-77)
RICHARDSON, Terry (Syracuse, 1994)	Assistant HC/RB (2019)
ROBERTSON, Melvin (West Texas State, 1950)	DC (1984-85)
ROYAL, Darrell (Oklahoma, 1949)	Off. Backs (1952)
SANDHAHL, Al (Louisiana College, 1963)	Freshman OL (1973); Asst. (1974)
SALLACH, Scott (Ursinus, 1994)	TE (2009-16); Player Personnel (2017)
SCALES, Walter (MSU, 1931)	Asst. (1933-34)
SHARPE, Jimmy (Alabama, 1963)	Asst. Head Coach/OC (1978)
SHELTON, John (Louisville, 1952)	Off. Backs (1966)
SHIRA, Charley (MSU, 1954)	Asst. (1952); Line Coach (1954-56)
SHOOP, Bob (Yale, 1998)	DC/Safeties (2018)
SIRMION, Peter (Oregon, 1999)	DC/LB (2016)
SMITH, Eugene (Mississippi College, 1980)	OLB (1989-90)
SMITH, Melvin (Missaps, 1982)	WR (1995); DB (1996-01); DB (2006-12)
SPOONER, Vic (Texas Tech, 1954)	Ends (1962-63); DC/Ends (1964-66)
SPRAYBERRY, Steve (Alabama, 1974)	OL (1976-78)
SPURRIER JR., Steve (Duke, 1994)	Outside Receivers (2020-)
STACY, Billy (MSU, 1959)	DB (1967-68); WR (1969)
STOKES, John (Army)	Asst. (1935-37)
STRANGE, Clarence "Pop" (LSU, 1937)	Asst. Line (1949-51)
STRINGER, Reed (Delta State, 2001)	TE (2005-); Special Teams (2007)
STUART, Clyde (MSU, 1927)	Off. Backs (1959-60)
STUMP, Craig (Texas A&M, 1987)	WR (1997-02)
SULLINS, S.E. (North Alabama, 1962)	DT (1973-75); LB (1976-77); DC (1978); DL (1982-84); LB (1985)
TAYLOR, Ronald (Southern Miss, 1980)	TE (1986-90)
TIPPETT, Howard (East Tennessee State, 1958)	Asst. Head Coach/LB (1973); DC (1979)
TOHILL, Billy (MSU, 1961)	Asst. Backs Coach (1962-65)
TOMPKINS, Jim (Troy, 1962)	ILB (1989-03); Player Relations (2004)
TORBUSH, Carl (Carson-Newman, 1974)	DC (2009)
TOWNSEND, Deshea (Alabama 1997)	CB (2013-15)
TRICKETT, Rick (Glenville State, 1972)	OL (1989-92)
TRUITT, John (MSU)	Asst. (1948-51)
TURNBOW, Bill (Texas Tech, 1960)	OL (1967; 1969); OC/OL (1970-71)
TURNER, David (Davidson, 1985)	DL (2007-09); DL (2013-15)
TYLER, Bob (Ole Miss, 1958)	OC (1972)
VALESENTE, Bob (Ithaca, 1962)	DC (1980-81)
WALKER, Ronald "Brownie" (MSU, 1963)	LB (1967-68); Freshmen (1969-72)
WALKER, Wade (Oklahoma, 1950)	Line (1954-55)
WALLACE, Bobby (MSU, 1976)	DC (1986)
WARMATH, Murray (Tennessee, 1934)	Line (1939-45)
WASHINGTON, Jason (Texas State, 2002)	Safeties (2020-)
WASHINGTON, Pat (Auburn, 1987)	WR (2007-08)
WATSON, Pat (MSU, 1965)	DL (1970-71)
WATTS, Morris (Tulsa, 1961)	OC/QB (2003)
WEAVER, DeWitt (Tennessee, 1936)	Line (1946-48)
WHITE, Alan (Wake Forest, 1962)	WR (1968); DB (1969)
WILSON, Barry (LSU, 1969)	OL (1979-83)
WILSON, Chris (Oklahoma, 1992)	Asst. DC/OL (2010); DC/OL (2011-12)
WILSON, David (Troy State, 1977)	TE (1999-00); Football Ops (2001)
WOODS, Sparky (Carson-Newman, 1976)	OC/QB (1999-02)
WRIGHT, Jim (Texas A&M, 1958)	OC (1967-69)
WYATT, Bowden (Tennessee, 1938)	Ends (1939-42; 1946)

Current MSU staff members in BOLD

Year indicates season



A

ABERNATHY, Tom	1965
ABRAM, Johnathan	2017-18
ADAMS, Hugh	1966-67-68
ADAMS, Keith	1999
ADAMS, Fletcher	2016-17-18-19
ADAMS, Nelson	2013-14-15-16
ADDERHOLT, Oliver	1965
ADEGOKE, Stephen	2018
ADKINS, Michael	1994
AINSWORTH, Brad	1994-95-96
ALDERMAN, Joe	1971
ALDRIDGE, Corwyn	1981-82-83-84
ALDRIDGE, Lance	1988-89-90-91
ALEXANDER, Leon	1973-74-75
ALEXANDER, Murry	1946-47-48-49
ALEXANDER, V.B.	1905-06
ALFORD, G.H.	1895-96
ALFORD, John	1938-39-40
ALFRED, Justin	1967-68
ALLEN, A.H.	1910-11
ALLEN, E.R.	1927-28-29
ALLEN, Eric	1995-96-97-98
ALLEN, Henry	1917-18-19
ALLEN, Michael	2001-02
ALLEN, Terry	1971
AMBERS, Robert	2008
AMBROSE, Derek	2004-05-06
AMOS, E.N.	1929
ANDERSON, Brian	1992-93-94-95
ANDERSON, Brian	2003-04-05-06
ANDERSON, Damein	2008-09-10-11
ANDERSON, Jesse	1986-87-88-89
ANDERSON, Koche	1993-94
ANDERSON, Treddis	1989-90-91
ANDREWS, Keith	2003-04-05-06
ANGER, Bob	1970-71
ARANT, Stephen	2003-04-05
ARMSTEAD, Lorenzo	1996-97-98-99
ARMSTRONG, Bobby	1970-71
ARMSTRONG, Charles	1934-35-36
ARNOLD, J.D.	1942-46
ARNOLD, Pat	1947
ARNOLD, W.F. (Bill)	1939-40-41
ARRINGTON, Dee	2011-12
ARRINGTON, M.A.	1909-10
ARTIGUES, Jeff	1991-92
ASHCROFT, W.H.	1928-29
ASHFORD, Earnest	1984-85
ASHLEY, Ben	1998
ASHLEY, Burt	1994-95-96
ASHLEY, Loren	1950-51
ASKEW, J.W.	1918-19-20-21
AUTRY, Denico	2012-13
AUTRY, Lee	2018-19

B

BADON, Adesola	1995-96-97-98
BAGGETT, Greg	1965
BAILEY, Benje	1994-95-96
BAILEY, Brent	1993
BAILEY, Jim	1946-47-48
BAILEY, Tim	2006-07-08
BAIN, Jim	1955-56
BAKER, Billy	1971-72
BAKER, H.G.	1912-13
BAKER, Johnny	1960-61-62
BAKER, Sam	1994-95-96-97
BALDWIN, Joel	2018
BALL, Hilton	1962-63-64

BALL, I.B.	1895
BALL, Kyle	1976
BALL, Richard	2001-02
BALLARD, Hugh	1993
BALLARD, N.B.	1917
BALLARD, Vick	2010-11
BANKS, J.H.	1928
BANKS, Johnthan	2009-10-11-12
BANKS, Korey	2001-02
BANKS, Wayne	1984-86-87
BARKUM, Melvin	1972-73-74
BARLOW, Bobby	1986-87-88-89
BARLOW, Mitchell	1984
BARNES, Earnest	1979-80-81-82
BARNES, Malcolm	1984
BARNETT, E.B.	1920-21-22-23
BARNETT, James	1957
BARRON, George	1965
BARRON, Jim	1953-54-55
BASKIN, W.H.	1917-18
BASS, L.G.	1909-10-11
BATES, Bobby	1958
BATES, Desmond	1987-88-89-90
BATTE, Jack	1956-57-58
BAUGHMAN, J.C.	1950
BEACH, Jerry	1966
BEAMAN, Terrance	2004-05
BEAN, David	1976-77-78
BEAN, Robert	1998-99
BECKWITH, Ben	2011-12-13-14
BEECH, Wally	1949-50-51
BEENE, Charles	1963
BELCHER, Trey	1996-97-99
BELL, Aubrey	2005-06-07-08
BELL, Bill	1978-80-81-82
BELL, C.P.	1921
BELL, Devon	2012-13-14-15
BELL, Frankie	1964-65
BELL, Jonathan	2001
BELL, Nick	2009-10-11-12
BELL, Robert	1970-71-72
BELL, Shea	1990-91-92-93
BENDER, Michael	1997-98-99-2000
BENEFIELD, Greg	1978
BENGE, John	1956-57
BENNETT, Andre	1991-92-93-94
BENNETT, Asa	1986-87-88
BENNETT, Rico	2002-03-04
BENNETT, Ron	1954-55-56
BENSON, Jack	1956-57-58
BENTON, Howard	1960-61-62
BERG, William	2012
BERRY, Leon	2009-10
BERRY, Scott	1986-87
BETCHER, Russell	1987
BETHUNE, Bobby	1959-60
BETHUNE, Frank	1942
BIGGERS, R.R.	1926
BILLIE, Ivan	2000-01
BILLINGSLEY, D.W.	1908-09
BILLINGSLEY, M.C.	1918-19-20
BISHOP, C.H.	1940-41-42
BIVINES, Ray Ray	2001-02-03-04
BLACK, Blondy	1940-41-42
BLACK, Dorian	1999
BLACK, Stan	1973-74-75-76
BLACK, Tony	1979-80
BLACKLEDGE, Royce	2004-05-06-07
BLACKMORE, Rich.	1974-76-77-78
BLACKWELL, Paul	2019

BLADE, Willie	1999-2000
BLAIR, S.H.	1918-19-20
BLAKE, Mark	1987
BLAKE, P.L.	1956-57-58
BLAND, Dan	1963-64-65
BLEDSE, Jim	1947
BLOODWORTH, James	1984-85
BLOUNT, Jack	1949-50-51
BLOUNT, Lamar	1941-42
BOATNER, Buster	1972
BOBO, Demario	2004-05-07
BOBO, W.H.	1915-16-17
BOHANNA, Ferlando	2011-12
BOISTURE, Tom	1952-54
BOLTON, Grady	1963-64
BOLTON, Ralph	1953-54
BONAVITA, Ron	2002
BOND, John	1980-81-82-83
BONNER, Wade	2008-09-10-11
BORDELON, Barry	1967-68
BOSARGE, Chris	1989-90-91-92
BOUIE, Kevin	1993-94
BOULDIN, Jerry	1987-88-89-90
BOWER, W.R.	1919
BOWLS, Anthony	2008
BOWMAN, Jessie	2007-08
BOWSER, Tay	2006-07-08-09
BOYD, Daniel	1990-91-92
BOYD, Frank	1959
BOYD, Josh	2009-10-11-12
BOZEMAN, Bob	1972-73-74
BOZEMAN, Dudley	1987-88-89
BRABHAM, Joe	1970-71
BRADLEY, Hunter	2015-16-17
BRADLEY, Odell	2002-03
BRAMLETT, Graham	1945-46-47
BRANAMAN, H.W.	1914
BRANCH, Frank	1950-51
BRANTLEY, Allen	1972-73
BRASWELL, Sandy	1972-73-74
BRAUCHLE, Sean	2009-10
BREAZEALE, Micky	1965
BRENTZ, Charley	1979-80
BRETT, Homer	1895
BRIDGERS, Jack	1975
BRIDGES, E.A.	1928-30
BRIGNONE, J.C.	2007-08-09-10
BRISLIN, Andy	1972
BRISLIN, Chuck	1973-74-75
BROCK, E.N.	1933
BROOKS, E.	1929-30
BROOKS, H.H.	1895
BROOKS, J.H.	1927-28
BROOKS, Larry	1976
BROOKS, Ned	1957-58-59
BROOME, Art	1950-51-52
BROOMFIELD, Corey	2009-10-11-12
BROWN, Beniquez	2013-14-15
BROWN, Boone	1999-2000
BROWN, Corey	2002
BROWN, Danny	1979
BROWN, Dwayne	1977-78-79-80
BROWN, Eric	1996-97
BROWN, Frankie	1982
BROWN, Fred	2013-14-15
BROWN, G.L.	1903
BROWN, Jerome	1991-92
BROWN, Karlin	2007-08
BROWN, Lee	1990
BROWN, Louie	1955

BROWN, Mark	2006-07-08
BROWN, Michael	1994-95
BROWN, Mike	2006-07
BROWN, Ralph	1931
BROWN, Randy	1992
BROWN, Richie	2013-14-15-16
BROWN, Rusty	1982-83-84-85
BROWN, Ryan	2012-13-14-15
BROWN, Steve	1969
BROWN, Titus	2004-05-06-07
BROWN, Torrance	1990-91-92
BROWN, Tre	2017-18
BRYLES, E.N.	1902
BRUCE, Johnny	1971-72-73
BRUCE, Sonny	1938-40-41
BRULE, Aaron	2019
BRUMFIELD, C.N.	1906-07
BRUNSON, Bill	1925-26-27
BRUNSON, E.	1915-16
BRYANT, Anthony	1999-2000-01
BRYANT, Brandon	2015-16-17
BRYANT, R.B.	1924
BUCKHALTER, Tony	1994-95-96-97
BUCKLEY, Bill	1971-72-73
BUCKNER, Bill	1965
BUFORD, Glen	1976-77-78-79
BUJE, Larry	1973-74-75
BULLARD, P.E.	1933-34
BULLOCK, Bobby	1961-62
BULLOCK, Rex	1945-48-49-50
BUMPHIS, Chad	2009-10-11-12
BUNCH, W.R.	1936-37
BUNTYN, J.R.	1936-37
BURCH, C.T.	1934
BURCH, Richard	2002-03-04
BURDETT, Walter	2001-02
BURE, Marvin	2010-11
BURKE, Tom	1992-93
BURKES, H.	1928
BURKS, Sam	1948
BURKS, Tony	1985-86-87-88
BURKS, Tony	2006-07
BURNS, Charles	2005-06-08-09
BURNS, Eddie	1979-80-82-83
BURRELL, Don	1978-79
BURRELL, Ode	1962-63
BURRESS, Tom	1944-45
BURTON, R.E.	1918
BUSBY, Jon	2002
BUSH, C.L.	1901
BUSH, H.L.	1901
BUSH, Marcus	1985-86-87-88
BUTLER, Brandon	2000
BUTLER, Elvis	1982-83-84
BUTLER, Eric	2004-05-06-07
BUTLER, Matthew	1996-97-98-99
BUTTRAM, Jim	1956-57
BUTTS, Anthony	1985-86-87-88
BYRD, Ricky	1987-88-89-90
BYRDSONG, Marvin	2002-03-04
BYRDSONG, Shawn	1998-99-2000-01
BYRNE, H.E.	1931

C

CADENHEAD, Bobby	1945-47
CAGINS, Derrick	1992-93-94-95
CALDWELL, Dave	1963-64-65
CALDWELL, Matt	1993-94-95
CALHOUN, Deion	2015-16-17-18
CALHOUN, John David	1971-72



CALHOUN, Prentis	1965-66	CLARK, Arceto	2008-10-11-12	CORNELIUS, Marvin	1964-65	DAVIS, N.P.	1920-21
CALHOUN, Taveze	2012-13-14-15	CLARK, Corey	2004-05	CORRERO, Chris	1987-88-89	DAVIS, R.T.	1918-20
CALLAWAY, Clarence	1996-97-98-99	CLARK, Danny	1991	CORREO, John	1959-60-61	DAVIS, Ralph	1946-47-48-49
CALVIN, Johnathan	2015-16	CLARK, Darrin	1993-94	CORSE, Cedric	1984-85-86-87	DAVIS, Steele	2000-01
CAMERON, C.B.	1921-22	CLARK, Jason	2000-01-02-03	COSBY, Artie	1983-84-85-86	DAVIS, William	1931
CAMERON, Chris	2009-10-12	CLARK, Louis	1983-84-85-86	COSTICT, Ray	1973-74-75-76	DAVISON, Henry	1974-75-76-77
CAMPBELL, Ed	1948	CLARK, O.W.	1932-33	COTNEY, Barry	1965	DAY, Dillon	2011-12-13-14
CAMPBELL, Larry	1995-96-97-98	CLARK, S.J.	1924-25-26	COTTON, Al	1994-95	DAY, Lennie	2000-01-02-03
CAMPBELL, Marvin	1938-39-40	CLARK, Steve	1950-51-52	COUCH, Jamal	2016-17	DAY, Stan	1934
CANALE, Billy	1966	CLARK, W.F.	1919-21-22	COURTNEY, Jim	1965-67	DAY, Terry	1995-96
CANALE, Conn	1967-68-69	CLARKE, J.S.	1895	COX, C.A.	1930	DAY, Tucker	2018-19
CANALE, Justin	1963-64	CLAUSELL, Blaine	2011-12-13-14	COX, Fletcher	2009-10-11	DEAN, Derrick	1987-88-89
CANNON, B.S.	1931	CLAUSELL, Chris	1984	COX, Justin	2013-14	DEAR, Malik	2015-16-18-19
CANNON, Leon	1982-83-84-85	CLAY, T.F.	1903	COX, Wally	1973-74-75-76	DEARMAN, Tom	1965
CANTON, Jason	1985	CLAYBORN, Jamaal	2013-14-15-16	CRABTREE, Brooks	2004-06	DEBAUM, E.D.	1902-05
CAPERTON, F.M.	1930-31	CLEMENT, Brad	1992	CRAFT, T.	1926	DEDAUX, Randy	1966-67
CAPRI, Sam	1938	CLEMENTS, E.C.	1930	CRAIG, W.V.	1940-41	DEE, T.H.	1905-06-07
CARLEY, G.L.	1928-29-30	CLEMENTS, Joel	1966	CRAWLEY, Davey	2000-01	DEES, Chuck	1969-70-71
CARLSON, Adam	2005-06-07-08	CLEVELAND, Tolando	2013-14-15-17	CRICK, Bill	1969	DEES, Wilbur	1939-40-41
CARMICAL, Ted	1966-67-68	CLINTON, Eugene	1997-98-99-2000	CROCKER, Jack	1948	DELOE, Ken	1951-52
CARMON, James	2010-11	CLODS, W.D.	1907	CROSS, Britt	2005	DENT, H.M.	1907
CARNELL, Roye	1969	CLOWER, Jerry	1949-50	CROSS, Dennis	1936	DEPASQUALE, Derek	2009-10-11
CAROLLO, Bobby	1964-65	COCHRAN, James	2003-04	CROSS, Tim	1983-84	DERRICKS, Anthony	1995-96-97-98
CARPENTER, Dickie	1969	COGGINS, Keith	1994	CRUMBLEY, Charles	1948-49-50	DESPER, Devon	2013-14-15-16
CARPENTER, H.H.	1914-15-16-17	COLE, Brian	2018-19	CRUMEDY, Jaden	2019	DICKERSON, A.R.	1928
CARPENTER, Johnny	2007	COLE, George	1910	CRUMPTON, F.B.	1902-03	DICKSON, Dick	1976
CARR, Johnny	1985	COLE, Prentiss	2000	CUEVAS, Ronnie	1974-75	DILLE, A.B.	1910
CARR, Keith	1990-91-92	COLEMAN, Jim	1954	CULBERSON, Quinton	2003-04-05-06	DINKINS, Jamaal	1997-98-99-2000
CARR, Michael	2010	COLEMAN, Keo	1990-91	CULPEPPER, Joe	1967	DIXON, Anthony	2006-07-08-09
CARROLL, Herman	1990-91-92-93	COLEMAN, Shaston	1994-95	CULPEPPER, R.H.	1929-30	DIXON, Larry	1975-76-77
CARROLL, James	1963-64-65	COLEMAN, Will	2015-16	CULVER, H.F.	1901	DIXON, Taury	2018-19
CARROLL, M.B.	1937	COLEY, Marvin	1997	CUMBERBATCH, Jim	1984	DIXON, William	1936-37
CARROLL, S.J.	1944-45	COLLINS, Bobby	1951-52-53-54	CUMBEST, Brad	2019	DOCKERY, Kevin	2002-03-04-05
CARROLL, Wesley	2007-08	COLLINS, Fred	1977-78-79-80	CURRY, Dwayne	1993-94-95-96	DODD, Jimmy	1955-56-57
CARTER, Cole	2014-15	COLLINS, Glen	1978-79-80-81	CURRY, Lydell	1985-87	DOIRON, J.W.	1929
CARTER, George	1937-38-39	COLLINS, Robert	1957-58	CURTIS, Johnny	1991-92-93	DOLLAR, Joe	1944-46-47
CARTER, John	1974-75-76	COLSTON, Doug	1944-47-48	CUSHMAN, Ray	1964	DOOLEY, Bill	1954-55
CARTWRIGHT, George	1947-48	COLTHARP, Will	1974-75-76	CUTRER, H.	1904-05	DORROH, C.E.	1906-07-08
CASSANOVA, T.	1911-12	COMAN, Kivon	2013-14-15-16	CUTRER, W.D.	1905-06	DORSEY, Danny	1970
CASSELL, H.S.	1919-20	COMBS, Kent	1977	CUTTIS, Tim	1983	DOSS, J.O.	1977-78-79-80
CASSIBRY, R.E.(Slim)	1932-33-34	CONKEL, Don	1954-55-56			DOTSON, Eric	1995-96-97
CASTLEBERRY, John	1965-66	CONNER, Aadreekis	2019	D		DOTT, Melvin	1981-82
CASTON, Hunter	1988-89	CONNER, Omarr	2003-04-05-06	DABBS, C.N.	1928	DOUGLAS, Dominic	2007-08
CAUSEY, Kenny	1993-94	CONRAD, Jerry	1969-70-71	DALHOITE, J.H.	1896	DOUGLAS, Douglas	1963-64-65
CAVALLARO, Sam	1950-51	COOK, A.L.	1929-30	DALE, Torrey	2014-15-16	DOWNING, Brandon	2002
CAVEN, Charles	1952-53-54	COOK, Ashby	1964-65	DALY, John	1932	DOWSING, Frank	1970-71-72
CAVETT, J.C.	1895	COOK, Bill	1976	DALY, Rudy	1947-48	DRAYTON, Willie	1956-57
CHADWICK, A.R.	1912	COOK, Billy	1961-62-63	DANIEL, Eric	1995-96-97-98	DREHER, M.F.	1940
CHADWICK, E.B.	1926-27	COOK, Jared	2001-02-03-04	DANIEL, Willie	1957-58-59	DREYSPRING, Fred	1948-49-50
CHAMBERS, Frank	1938-39	COOK, Kelly	1957	DANIELS, Gerald	1993-94	DUCKWORTH, Mike	1964-65
CHAIRS, Kelan	2014-15-16	COOK, Kendrick	2008-09-10-11	DANIELS, Jimmy	1957-1958	DUCRE, Christian	2007-08-09
CHAMPION, Jim	1947-48-49	COOK, Roger	1971-72-73	DANNER, Hugh	1930	DUDLEY Don	1968-69-70
CHAMPION, Tommy	2018	COOK, Russell	2003-04-05-06	DANTONE, Sammy	1960-61-62	DUDLEY, Joey	1986-87
CHANEY, Jamar	2005-06-07-09	COOKE, Logan	2014-15-16-17	DANTZLER, Cameron	2017-18-19	DUGAN, Bob	1962-63
CHAPMAN, Jackie	1973	COOKE, Greg	1991	DAVIDSON, Charlie	1991-92-94	DUMAS, Lamon	1997
CHAPMAN, Mike	1970	COOKS, Johnie	1977-78-80-81	D'AVIGNON, Louis	1968-69	DUNAWAY, David	1944-47
CHAPMAN, Winston	2012-13-14-15	COOLEY, Sim	1949-50	DAVIS, Art	1952-53-54-55	DUNAWAY, Rusty	1968
CHAPPELLE, Jeremy	2013	COOPER, Ashley	1998-99	DAVIS, Billy	1956	DUNCAN, Speights	1954-55
CHARLES, Korey	2017-18-19	COOPER, Brandon	2007-08-09	DAVIS, Bryson	2003-04-05-06	DUNNING, Anthony	2005
CHATMAN, Robert	1975-76-77-78	COOPER, Kevin	1997-98	DAVIS, Donovan	2003-04	DUPLAIN, Norman	1950-51-52
CHEALANDER, Hal	1971-72	COOPER, R.A.	1937	DAVIS, Dorsett	1999-2000-01	DURR, Lashard	2016-17
CHERRINGTON, Dewayne	2011-12	COOPER, S.F.	1911-12	DAVIS, Fred	1972		
CHILDRESS, Cody	2001-02	COPELAND, Len	1976-77-78-79	DAVIS, Harper	1945-46-47-48	E	
CHILDS, Mike	1964	CORBELL, Dean	1950-51	DAVIS, J.H.	1945-46	EARLS, Conley	1994-95-96-97
CHRISTIAN, E.D.	1895	CORBETT, Tommy	1965-67	DAVIS, Jimmy	1957-58	EAST, F.J.	1917-19
CHRISTIAN, Hugh	1974	CORHERN, Hunter	1938-39-40	DAVIS, Kenneth	1947-48-49	EASTERWOOD, Jeff	1988-89-90
CHRISTMANN, Jace	2017-18-19	CORLEY, Elbert	1941-42-46	DAVIS, Kermit	1941-42-46	EASTERWOOD, Hal	1952-53-54
CHRISTOPHER, A.C.	1927-28	CORLEY, F.G.	1923-24	DAVIS, Lee	1987-88	EATON, Mike	1969-70-71
CIMINI, Joe	1951-52	CORLEY, Fred	1965-66	DAVIS, Michael	1991-92-93-94	EDWARDS, Al Rickey	1980-81-82-83
CLANTON, Curt	1991-92	CORLEY, Pinson	1949	DAVIS, Mike	1987-88	EDWARDS, Don	1963-64



EDWARDS, Don	1977-78-79-80
EDWARDS, Joe	1969-70-71
EDWARDS, L.D.	1936-37
EDWARDS, Matt	1977-78-79-80
EDWARDS, Mike	1975-76-77-78
EDWARDS, Trenell	1988-89-90-91
EGAN, Brian	2011
EIDSON, Jim	1974-75
ELAND, Greg	2017-18-19
ELLARD, Andrew	2008-09
ELLARD, Head	1910-11-12-14
ELLIOTT, Robert	2008-09-10-11
ELLIS, Alton	1966
ELLIS, David	1977-78-79-80
ELLIS, Glenn	1971-72
ELLIS, Henry	1995-96
ELLIS, R.J.	1938
ELROD, Buddy	1938-39-40
EMERSON, Martin	2019
ENGLEHARDT, Kevin	1986-87-88
ENIS, Bill	1972
EPPS, Tommy	1965
ESTAY, Joe	1982-83-84
EUELL, Bernard	1992-93-94-95
EULLS, Kaleb	2011-12-13-14
EUSTIS, W.B.	1913
EVANS, Charles	1953-54
EVANS, Deontay	2013-14-15
EVANS, Ed	1950-51
EVANS, Lawrence	1980-81-82
EVANS, Marcus	2005-06
EVANS, Michael	2005
EVANS, Quay	2012
EVANS, Willie	2002-03-04-05
EVERETT, Johnny	1976
EVERETT, Ronnie	1973-74
EWING, Pat	1987-88
EZEKWE, Ifem	2000

F

FAIR, David	1987-88-90
FAIR, Michael	1997-98-99-2000
FAIRCHILD, Kenric	1998-99-2000-01
FAIRCHILD, Ollie	1951-52
FANT, Kevin	2000-01-02-03
FATHEREE, George	1933-34-35
FAULKNER, Bill	1957
FAVORS, Greg	1994-95-96-97
FELD, Aaron	2007-08-09-10
FELKER, Rocky	1972-73-74
FERGUSON, L.H.	1908
FERGUSON, Sean	2008-09-10-11
FERRILL, Tommy	2000-01-02-03
FESMIRE, Rob	1978-79-80-81
FIEDOR, Rudy	1950
FIELDS, Ronald	2001-02-03-04
FIKES, B.B.	1919
FIRLE, Chris	1988-89-90-91
FISHER, Sonny	1961-62-63
FITZGERALD, John	1984-85
FITZGERALD, Nick	2015-16-17-18
FITZGERALD, Robert	1974
FITZHUGH, Keith	2005-06-07-08
FLEMING, Bobby	1959-60-61
FLEMMING, Steve	1976-78-79
FLETCHER, Jack	1938
FLOWERS, Kent	2014
FLOWERS, Walter	1956-59-60
FLOYD, Cameron	1994-95-96-97
FLOYD, Douglas B.	1944-45

FOLLIARD, Tom	1964
FORD, Lee	1989-90-91-92
FORD, Robert	1940
FORD, Ryon	1988-89-90
FORD, W.	1918
FORTUNATO, Joe	1950-51-52
FOSTER, Tim	1992
FOUNTAIN, George	1944
FOUNTAIN, Greg	1972-73
FOUNTAIN, J.B.	1926-27
FOX, Carl	1895-96
FRANCE, Hal	1944-45
FRANK, Garry	1984-85-86-87
FREEMAN, Phillip	2009-10
FREEMAN, Steve	1972-73-74
FREEMAN, Ty	2003-04
FRENCH, William	1984-85-86
FRIDAY, Larry	1978-79-80
FRIDRICH, Ray	1938
FROHM, Martin	1941-42
FUGLER, C.S.	1903
FULLER, Eric	2003-04
FULTON, Billy	1954-55-56
FULTON, G.R.	1923-24-25
FULTON, Tom	1951-52-53
FURLOW, Charlie	1960-61-62
FURLOW, W.L.	1934
FURMAN, Harry B.	1907-08

G

GADDY, T.L.	1913-14-15-16
GALEY, Gene	1949-50
GALLOWAY, Ernie	1955-56
GALLOWAY, Tay	1990-91-92
GAMBRELL, Andrew	2005
GARDNER, Cameron	2019
GARDNER, Chris	1989-90-91-92
GARNER, Earnest	1996
GARRETT, W.D.	1944-45-46-47
GARRISON, E.	1908
GARRISON, Ernie	1955-56
GARRISON, Tommy	1965-66-67
GARVIN, Bobby	1960-61-62
GATCHELL, K.P.	1921-22-23-24
GATES, Michael	2005-06-07-08
GATLIN, Tommy	1972-73
GATLING, Emmanuel	2008-09-10
GAULT, Bill	1978-80
GAY, Willie Jr.	2017-18-19
GAYDEN, W.P.	1895
GEE, Raymond	1995-96
GELATKA, Chuck	1934-35-36
GEOGEHAN, R.E.	1926-27-28
GEORGE, Ricky	1980-81-82-83
GHOLAR, Michael	2002
GIBBS, Darrell	1988-89
GIBBS, Gene	1961-62
GIBSON, Arleye	1990-91-92-93
GIBSON, James	1991-92-93
GIBSON, Nick	2016-17-18-19
GIBSON, Rod	1998-99
GILBERT, C.F.	1909
GILLELAND, R.V.	1911-12
GILLESPIE, J.F.	1906
GILLIARD, Larry	1974-75-76-77
GILLIKIN, Jerry	1980-81
GILMORE, Tyris	1994-95
GLANTON, De'mon	2005-06-07-08
GLASGOW, Bill	1952-53-54
GLEASON, Gary	1986

GOLDBERG, Scott	2001
GOLLIDAY, Toby	1999-2000
GOMILA, Larry	1976
GOODE, Tom	1958-59-60
GOODE, Tom Jr.	1986-87
GOODMAN, Scott	2018-19
GOODSON, Buzz	1979
GOOLSBY, Shag	1937-38-39
GORDON, Reed	2011
GORKE, Bob	1947
GOSSETT, Bobby	1967-68-69
GOUGH, Byron	1948
GOUSSET, P.G.	1929-30-31
GRACE, J.R.	1901-02-03
GRACE, John	1942-46-47
GRACE, Roman	1978-79-80-81
GRAHAM, Jamil	1996
GRAHAM, Jamoral	2014-15-16
GRAHAM, S.G.	1905-06
GRANDFIELD, Charlie	2012
GRANGER, Hoyle	1963-64-65
GRANT, Barris	1999
GRANT, John	1990
GRANT, Lahitia	1995-96-97-98
GRANT, R.P.	1907
GRAVES, Westin	2015-16
GRAY, Donald	2015-16-17
GRAY, J.T.	2014-15-16-17
GRAY, Malcolm	1934-36
GRAY, Ronnie	1967-69
GRAY, W.G.	1934-37-38
GREEN, Ermon	1981-82-83-84-85
GREEN, Farrod	2016-17-18-19
GREEN, Gerri	2015-16-17-18
GREEN, Hal	1960-61
GREEN, J.S.	1925
GREEN, Marcus	2008-09-11-12
GREEN, N.E.	1901-02-03-04
GREEN, Purvie	1991
GREEN, Ronnie	1984
GREENE, Lonnie	1976-77-78-79
GREENLEE, Larry	1971-72-73
GREER, Nakia	1994-95-96-97
GREGORY, Paul	1927
GRIER, James	1994-95-96-97
GRIFFIN, Adrian	2003-05
GRIFFIN, J.B.	1938-40
GRIFFIN, Nick	2011-12-13-14
GRIFFIN, Randy	1976-77-79
GRIFFITH, Julius	2000-01
GRIFFITH, Justin	1999-2000-01-02
GRIFFITH, Slovakia	2001-02-03-04
GRINDLE, Terrell	1999-2000-01-02
GROSSCUP, Chad	1988-91
GROVE, Harold	1939-40-41
GRUBBS, Lewis	1970-71-72
GUIDRY, Landon	2018-19
GUIDRY, Stephen	2018-19
GUILLORY, Loyd	1974-75
GULLEY, P.L.	1904-05
GUMINA, Scott	1991-92-93-94
GURLEY, Robert	2008
GUSSIO, Johnny	1984-85-86
GUTTUSO, Mike	1984-85
GUYTON, T.	1910
GWIN, Jan	1970

H

HADDIX, Michael	1979-80-81-82
HADLEY, F.A.	1910
HADLEY, Fred	1984-86-87-88
HADLEY, Terry	1986
HAGGAN, Mario	1999-2000-01-02

HALBERT, Molly	1955-56-57
HALEY, J.L.	1932-33-34
HALL, Jack	1970-71-72
HALLER, Bob	1966
HAMBRICK, Jake	2000
HAMILTON, J.D.	2006-07
HAMILTON, J.R.	1915
HAMPTON, Bubba	1964-65-66
HANDLEY, Jim	1961
HANNIBAL, Avery	2004-05-06-07
HANRAHAN, Patrick	2009-10
HARBIN, Frank	1982-83-84
HARDISON, Bob	1935-36-37
HARDY, Templeton	2010-11-12
HARGRO, Antonio	2001-02-03
HARMON, Clarence	1975-76
HARWICH, Buddy	1967-68-69
HARNESS, Jim	1954-55
HARPER, Mike	1984-85-86
HARPER, Ronald	1978
HARRIS, Amos	1942-45-46
HARRIS, Andre	1985-86
HARRIS, Dezmond	2014-15-16-17
HARRIS, F.D.	1901-02
HARRIS, Grant	2017-18
HARRIS, J.C.	1928-29
HARRIS, Jerry	1971
HARRIS, John	2014
HARRIS, Johnnie	1993-94
HARRIS, Tony	1990-91
HARRIS, Walt	1992-93-94-95
HARRIS, Wayne	1979-80-81-82
HARRIS, Willie	1990-91-92
HARRISON, Calvin	1966-67-68
HARRISON, Corvell	2012-13
HARRISON, Granville	1938-39-40
HARRISON, Ralph	1938
HART, Brandon	2005-06-07-08
HART, Joe	1969-70
HARTLEIN, Alan	1976-77-78-79
HARTNESS, R.A.	1925-26-27
HARVEY, L.B.	1901
HASTINGS, Gil	1955
HATCHER, B.F.	1918
HATCHER, John	1998
HAWKINS, C.W.	1935-36-37
HAWKINS, Melvin	1988-92
HAYES, Melvin	1992-93-94
HAYES, Ralph	1976
HAYNES, M.W.	1933
HAZELWOOD, Brian	1995-96-97-98
HAZZARD, Brandon	1993
HEARD, David	2003-04-05-06
HEARD, Michael	2003-04-05-06
HEARNE, Bun	1908
HEAVENS, Brandon	2009-10-11-12
HEFLIN, Duval	1948-49-50
HEIDELBERG, G.C.	1896
HEIDENREICH, Jon	1988
HEMPHILL, Sylvester	2009-10-11-12
HENDERSHOT, Mike	1986-87-88-89
HENDERSON, Brandon	2008-09-10
HENDERSON, N.C.	1925
HENDERSON, Omar	1995-97-99
HENIG, Michael	2005-06-07
HENLEY, R.N.	1917-18-19-21
HENRY, Kevin	1990-91-92
HENSON, J.C.	1933-34-35
HERRERA, Dio	2005
HERRING, Gay	1947-48

99



LEE, Bill	1973-74-75-77	MALONE, Danny	1973-74-75	McGRAW, Dick	1965-66-67	MITCHELL, T.A.	1895-96
LEE, Courtney	2000-01	MALONE, Justin	2012-14-15	McGRAW, F.A.	1901	MIXON, Keith	2016-17-18
LEE, Donald	1999-2000-01-02	MANGUM, Wayne	1956-57-58	McGUIRE, Bill	1963-64	MIZE, William	1930
LEE, Dontavian	2015-16-17-18	MANLEY, Jack	1951	McINGVALE, George	1942-45	MOAK, Johnny	1935-36-37
LEE, S.B.	1910	MANN, Brandon	1993-94	McINNIS, D.C.	1920	MOATES, Jennings	1941-42-46
LEE, Tyson	2008-09	MAPP, Marcus	1937	McINNIS, E.C.	1905-06-07-08	MOHLER, Robert	1950
LEGGETT, Jerry	1985-86	MARBLE, John	1930	McINTOSH, Mark	1977-78	MOLDEN, Bobby	1975-76-77-78
LEIKAM, Ken	1982-83	MARCUS, Adrian	2010-11-12	McINTOSH, P.K.	1905	MOLLERE, L.A.	1934-35-36
LENOIR, R.L.	1929-30	MARKET, Kendrick	2012-13-14-15	McKAY, J.V.	1895	MONAGHAN, Mike	1973
LEONARD, R.L.	1917	MARLER, Dave	1977-78	McKEE, John	1952-53	MONROE, Henry	1976-77-78
LEWIS, Chester	1995	MARLIN, John-Michael	2000-01-03	McKELPHIN, Marvell	1984-85-86	MONROE, Willie	1976-77-78
LEWIS, D.D.	1965-66-67	MARSH, Tate	1969-70	McKENNA, R.J.	1982-83-84-85	MONROE, Willie	1985-86
LEWIS, H.R.	1926-27-28	MARTIN, Darren	1985-86-87-88	McKENZIE, Duncan	1974-75-76-77	MONTGOMERY, H.C.	1895
LEWIS, Howard	1973-74-75	MARTIN, Jason	1984	McKINLEY, Alvin	1998-99	MONTGOMERY, J.F.	1906
LEWIS, Jameon	2011-12-13-14	MARTIN, N.S.	1915-16	McKINLEY, Dennis	1995-96-97-98	MONTGOMERY, Mi.	1990-91-92-93
LEWIS, Leo	2016-17-18-19	MARTIN, Rusty	1977-78-79-80	McKINNEY, Benardrick	2012-13-14	MOODY, Jimmy	1965
LEWIS, W.I.	1929	MASON, Ryan	2007	McKINZIE, W.M.	1920-23	MOON, Bill	1963
LEWY, H.E.	1913	MASSEY, Alan	1977-78-79-80	McKISSACK, Clovis	1954	MOON, Harrison	2016-17
LIGER, Eugene	1999-2001	MATTHEWS, Miller	1928-29-30	McLAURIN, Jerome	1986	MOONEY, Paul	1996-97-98-99
LIGHTSEY, Jim	1964-65	MATTHEWS, W.M.	1895	McLAURIN, Mark	2015-16-17-18	MOONEYHAM, David	2000
LILLY, C.E.	1902	MATULICH, Wallace	1942-46-47	McMILLAN, John	2009-10	MOORE, Arnold	1938-39-40
LINDSEY, Harold	1998-99-2000-01	MAWHINNEY, T.J.	2001-02-03	McMULLAN, Stephen	1989	MOORE, Billy	1964-65
LINDSEY, Michael	1993-94-95-96	MAXEY, Bill	1976-77-78	McMULLEN, A.H.	1923-24	MOORE, Craig	1997-98
LINVILLE, Billy	1952	MAXWELL, Jessie	1978	McNAIR, E.H.	1918	MOORE, Dana	1979-80-81-82
LIPSCOMB, Jimmy	1993-94-95-96	MAXWELL, William	1930-31-32	McNEIL, Chris	2002-03-04-05	MOORE, Darrell	1982-83-84-85
LIPSCOMB, Lee	1990-91	MAY, George	1977-78-79	McNEIL, Duane	1975-76	MOORE, Duaine	1965-66-67
LITTLE, H.S.	1919-20-21	MAYE, Brandon	2011	McPHAIL, Bill	1954	MOORE, John	1985-86-87-88-89
LITTLE, Jason	1985-86-87	MAYFIELD, George	1948	McPHEE, Pernel	2009-10	MOORE, John O.	1944-47
LITTLEJOHN, Anthony	2005-06-07-08	McADAMS, Blake	2005-06-07-08	McPHERSON, H.A.	1911	MOORE, Ronnie	1968-70
LLOYD, Curtis	1959-60-61	McALPIN, Jim	1969-70-71	McRAE, Brandon	2007-08-09	MORDECAI, Art	1983-84
LOCKHART, Otis	1978	McARTHUR, Harry	1912-13-14	McRAE, Matt	1997-98-99-2000	MORGAN, Bob	1980-81-82
LOGAN, J.E.	1952-56-57-58	McARTHUR, R.	1915-16	McRANEY, Will	1983	MORGAN, Brett	2002-03-04-05
LOGAN, Joel	1987-88-89-90	McARTHUR, W.S.	1904	McREE, Alton	1976	MORGAN, C.J.	2017-18-19
LOIACANO, J.E.	1962-63	McBRIDE, B.A.	1917	McWILLIAMS, L.M.	1920	MORGAN, Josh	1999-2000-01-02
LONG, Juan	1990-91-92-93	McBRIDE, Jim	1962	McWILLIAMS, Tom	1944-46-47-48	MORGAN, Rob	1996-97-98-99
LONG, Lance	2005-06-07	McCABE, J.H.	1927	McWILLIAMS, W.K.	1916-17	MORGAN, Tarus	2002
LONG, R.I.	1918	McCAIN, W.C.	1942-46	MEEK, Omri	1994	MORGAN, William Earl	1955-56-57
LOONEY, D.J.	2008-09-10-11	McCALL, Byron	1991-92-93-94	MEES, J.H.	1924-25-26	MORGANTI, Fred	1944-45-47
LOTT, Bubba	1973	McCANN, Henry	1993-94-95-96	MEIGS, Ralph	1935-36-37	MORRELL, Al	1967-68
LOTT, S.A.	1933-34-35	McCARDELL, Shane	2009-10-11-12	MELICHAR, Mark	2007-08-09-10	MORRELL, Tommy	1990-91-92-93
LOVE, Jamerson	2011-12-13-14	McCASKEY, Terrence	1996-97-98-99	MELL, Eric	1982-83-84-85	MORRIS, Don	1952-53-54
LOVE, Melvin	1998-99	McCLELLAND, S.F.	1895-96	MENAFEE, Cornell	1996-97-98-99	MORRIS, E.S.	1907-08
LOVE, Kyle	2006-07-08-09	McCLUER, Donald	1913	MERIDETH, Charles	2001	MORRIS, Todd	1988-89-90
LOVETT, Fabien	2019	McCOLLOUGH, Bernard	1987-88	MIDDLETON, Carl	1984-85-86	MORRIS, Tom	1952-53
LOW, R.H.	1921-22-23	McCOLLOUGH, Jim	1971	MIHALIC, Mike	1941-42-46	MORROW, Bill	1950
LOWE, Fred	1944-45	McCOLLOUGH, Larry	1972-73-74	MIKETINAS, Bobby	1978-80-81-82	MORROW, Grover	1933
LOWE, John	1983-84-85-86	McCORVEY, Jackie	1977-78-79	MILLER, Andy	1974-75	MORROW, Joe	2012-13-14-15
LOWE, Jonathan	2004-05	McCOY, Kyle	1990-91	MILLER, Cameron	2018	MORROW, Robert	1994
LUCKETT, J.E.	1922-23-24	McCOY, O.R.	1930-31	MILLER, Dizenzo	1998-99-2000-01	MOTT, J.C.	1921-22
LUKE, Butch	1963	McCRACKEN, W.G.	1944	MILLER, Jimmy	2005	MOULDS, Eric	1993-94-95
LUMPKIN, Aaron	2000-01-02-03	McCRANEY, Cortez	2007-08	MILLER, John	1979-80-81-82	MUNCH, Louis	1937
LUNDIE, Orlando	1983-84-85	McCRARY, Fred	1991-92-93-94	MILLER, L.C.	1923-24	MUNIZ, Archie	2011-12-13-14
LUNDY, T.E.	1929-30-31	McCULLAND, John	1988	MILLER, Mike	1988	MUNSCH, Al	1953
LUSTER, Frankie	1990-91-92-93	McCULLEN, I.	1916	MILLER, Tom	1956-57	MURPH, Darwin	1981
LYNCH, T.R.	1922	McCULLOUGH, Colby	1993-94	MILLS, A.P.	1910-11	MURPHY, Alec	2016-17-18-19
LYNCH, Thayer	1937-38	McDOLLE, Mardye	1977-78-79-80	MILLS, E.E.	1902-03	MURPHY, Billy	1941-42-46
LYNN, Mark	2010	McDONALD, Mike	1980-81-82	MILNER, Sammy	1968-69-70	MURPHY, Marcus	2018-19
		McDOUGAL, Clarence	2003-04-05	MILONS, Tee	2002-03-04-05	MURRAY, Stan	1972-73-74
		McDOUGAL, Lloyd	1945	MILTON, Derrick	2012-13	MUSSELWHITE, W.B.	1936
		McDOWELL, G.R.	1938-39-40	MINK, Robby	1979-80	MYERS, Jerry	1985-86-88-89
		McELROY, Dick	1970-71-72	MINOR, Durward	1985-86-87-88	MYERS, W.J.	1922
		McELROY, Tom	1971	MINOR, Longstreet	1906	MYLES, Eddie	1987-88-89-90
		McELVEEN, M.	1927-28	MINOR, Marco	2000-01	MYLES, Gabe	2014-15-16-17
		McENANY, Mike	1979-80-81-82	MINYARD, B.I.	1935	MYLES, Jimmie	1991-92-93-94
		McGEE, Chauncey	1995-96	MINYARD, W.N.	1920-21	MYLES, Toby	1994-95
		McGEE, Keffer	1994-95-96	MITCHELL, Carsno	1981-82-83	MYRICK, Bo	1977-78
		McGEORGE, Hal	1904-05-06-07	MITCHELL, Charles	2008-09-10-11	MYRICK, Gordon	1955-56
		McGILL, Izell	1994-95-96-97	MITCHELL, David	1976-77		
		McGLASKER, Darryl	1974-75-76-77	MITCHELL, E.F.	1926		
		McGOWAN, W.G.	1920-21-22	MITCHELL, Osirus	2017-18-19		

M

N



NASH, Kahlil	2001-02	PATTY, R.P.	1924-25	PRESSLEY, Bobby	1998-99	RIVERS, Robert	2018
NASH, Marshall	1931	PAUL, Albert	1960-62	PRESTON JR, Shawn	2019	ROBBINS, F.W.	1917
NATALE, Steve	1971	PAYNE, Jimmy	1974	PRICE, Dave	1935-36-37	ROBERSON, Kendall	1996-97-98-2000
NEAL, Keith	1984-85-87-88	PAYNE, Preston	1970-71	PRICE, Jerry	1979-80-81-82	ROBERSON, Murphy	1951-52-53
NEAVES, Robert	1958	PAYTON, Javonta	2019	PRICE, Orlie	1931-32	ROBERTS, Kenny	1989-90-91-92
NEILL, James	1965	PEACHER, Clay	1980-81-82-83	PRICE, R.N.	1938-39-40	ROBERTSON, Bo	1980
NELSON, Aries	2003-04	PEARSON, Aaron	1984-85	PRICE, Steve	1979	ROBERTSON, Derrell	1988-89
NELSON, Bill	1966-67-68	PEARSON, H.H.	1901	PRICE, Stoney	1995-96-97	ROBERTSON, Dwayne	2000-01
NELSON, E.T.	1906	PEDERSON, Todd	1993	PRIESTER, Bill	1960-61	ROBERTSON, Joe	1952
NELSON, G.B.	1907	PEGUES, Derek	2005-06-07-08	PRINCE, Carl	1981-82	ROBERTSON, Tony	1987-88-89-90
NELSON, Jim	1969-70-71	PENDER, Runnie	1991-92-93	PRINCE, Rodney	2007-10	ROBINSON, Alvin	1983-84-85-86
NELSON, Tim	1996-97-98-99	PEOPLES, Nate	1996-97	PRINCE, William	1989-90-91-92	ROBINSON, Calvin	1983-84-85-86
NESMITH, Ed	1956-57	PEPPER, Fred	1976-77-78	PROSSER, Will	2003-04-05-06	ROBINSON, Damien	2011-12-13-15
NEVILLE, Tom	1962-63-64	PERKINS, Fred	1959-60-61	PRUITT, Dale	1988-89	ROBINSON, Deljuan	2003-04-05-06
NEWSOM, Buddy	1968-69	PERKINS, H.G.	1921-22-23	PURNELL, Hawes	1932-33-34	ROBINSON, Delmon	2008
NEWSOME, Frank	1952-53	PERKINS, LaDarius	2010-11-12-13	PYRON, Shag	1949-50-51	ROBINSON, Don	1945-48-49
NEWTON, Leslie	1964-65-66	PERRERE, Clyde	1955			ROBINSON, Josh	2012-13-14
NICHOLS, Jon	1964	PERRY, Frank	1917-18-19			ROBINSON, Michael	1986-88
NICHOLS, Sam	1973-74-75-76	PETERS, Fred	2019	Q		ROBINSON, Sleepy	1990-91-92
NICHOLS, Tom	1981-82-83-84	PETERS, Jamal	2015-16-17-18	QUILLIAN, Chris	1976-77-78	RODRIGUEZ, Wallace	1961-62
NICKELS, Vic	1973-74	PETERS, Rodney	1984-86-87			ROGERS, Casey	2005-06
NIX, Gordon	1937	PETERSON, Gil	1956-57-58	R		ROGERS, Kenny	1973
NIX, Jack	1937-38-39	PETERSON, Glenn	1971	RAINER, Fred	1975-76	ROGERS, Kenny	1982-83-84-85
NOBLE, C.R.	1912-13-14-15	PETERSON, Shelby	1988	RAINEY, Chris	1996-97-98-99	ROGERS, Tim	1994-95
NOBLE, L.W.	1921-22-23	PETRO, Emile	1970-71-72	RAINERY, E.R.	1912-13-14-15	ROGERS, W.M.	1906
NOBLE, P.A.	1927	PETTIT, Blake	2004	RANAGER, Tommy	1960-61-62	ROGERS, Will	2002-03-04
NOBLES, Bennie	1945	PEYTON, Raymond	1975-76-77-78	RANDLE, Milas	2000-01-02	ROMANOFF, Alex	1970
NORWOOD, Jerious	2002-03-04-05	PHARES, Bob	1972	RANKIN, Martinas	2016-17	ROSE, C.M.	1908
NUGENT, Dave	1965-66	PHARES, Ken	1970-71-72	RAY, E.G.	1940-41	ROSE, W.C.	1909
		PHARR, Tommy	1967-68-69	RAY, Kelly	1990	ROSENBERG, Dick	1951
O		PHILLIPS, Anwar	2006	RAY, Pete	1947-48	ROSETTI, Jerry	1965-66
OAKES, N.C.	1917	PHILLIPS, Bob	1976	RAY, R.V.	1940-41-42	ROSS, Fred	2013-14-15-16
O'CONNOR, Cliff	1948-49	PHILLIPS, Bob	1987-89	RAYFORD, Chris	2015-16-17-18	ROSS, Jim	1954-55-56
ODEN, C.S.	1915	PHILLIPS, F.M.	1929	REAGH, I.C.	1934-35-36	ROYE, J.L.	1932
ODOM, Aaron	2018-19	PHILLIPS, Hank	1985-86-87-88	REDDOCH, Bert	1934-35-36	RUCKER, Bill	1966
ODOM, Jerry	1947	PHILLIPS, John	2011	REDMOND, James	2003	RUCKER, Jack	1949-50
ODOM, Reggie	2009-10	PHILLIPS, Josiah	2016-17	REDMOND, Will	2013-14-15	RUDD, E.I.	1909
OGDEN, Charles	1930-31-32	PHILLIPS, Tyre	2018-19	REED, C.R.	1965-66	RUFFIN, D.A.	1912-13
O'NEAL, Gabe	2004-05-06-07	PICKENS, W.H.	1926-27-28	REED, Harland	1964-65-66	RUFFIN, R.	1913
O'QUINN, Jasper	2007-08	PICKERING, Nathan	2019	REED, Joe	1969-70	RUFFIN, Red	1937-38
OSBOURNE, Ray	1959-60-61	PICKLE, Ike	1934-35-36	REED, Joseph R.	1964-65	RUSCOE, Ben	1949-50
OSWALT, J.A.	1916	PILLOW, George	1932-33-34	REES, Gavin	1974-75-76-77	RUSCOE, Herb	1956-57
OVERSTREET, Hugh	1903-04	PILLOW, Robert	1942-46	REESE, Matt	1991	RUSH, Dereck	1996-97
OWENS, David	1949-50	PILLOW, W.N.	1895	REESE, R.	1916	RUSHING, Dennis	1971
OYEFE SOBI, Michael	2001-02	PILLOW, Watson	1971	REESE, Stewart	2017-18-19	RUSHING, J.B.	1958
		PITTMAN, C.	1927-28-29	REID, Bo	1950-51-52	RUSHING, Tom	1950-51
P		PITTMAN, Charles	1949-51	REID, Fred	2001-02-03-04	RUSS, Andy	1993-94-95-96
PACE, John	1949-50-51	PITTMAN, Hilton	1966-67-68	REID, W.D.	1905	RUSSELL, Adam	1995
PACKER, Steve	1982	PITTMAN, Jim	1947-48-49	RELF, Chris	2009-10-11	RUSSELL, Bo	1986-87-88-89
PACKER, Walter	1973-74-75-76	PITTMAN, Oren	1935-36-37	RENCHE, Varner	1985-86-87	RUSSELL, C.E.	1918-19
PAGE, W.C.	1931-32-33	PITTS, Walter	1976	REULE, P.A.	1912	RUSSELL, Freddy	1967-68-69
PAPA, Vic	1947-48	PLUMMER, Bruce	1983-84-85-86	RHEA, Rube	1971	RUSSELL, J.G.	1904
PAPPENHEIMER, William	1927-28-29	PLUMP, Greg	1991-92-93	RHOADES, Andy	1966-68	RUSSELL, Tyler	2010-11-12-13
PARENTON, Tim	1980-81-82-83	POLK, S.T.	1909	RHOADES, Glenn	1965-66-67	RUTLAND, Tray	2006
PARKER, Brent	1981-82-83	POLLARD, H.T.	1907-08-09-10	RHOADES, Ray	1948	RUTLEDGE, J.F.	1896
PARKER, Clarence	2000-01	POLOVINA, Pete	1950-51	RHOADES, S.W.	1909-10-11	RYE, Jerry	1979
PARKER, Dareuan	2017-18-19	POORE, Eric	1983-84-85	RHOADES, Stan	1944-45		
PARKER, Jackie	1952-53	PORTER, Alonzo	1993-94	RHODEN, Marcus	1964-65-66	S	
PARKER, John	1988-89-90	PORTER, Jay	1979	RIALS, Harold	1986	SAAB, Louis	1973-74
PARKS, Tommy	1986-87-88-89	PORTER, Jerald	1974-75-76-77	RICE, Carlton	2004-05-06	SABBATINI, Frank	1954-55-56
PARKS, W.J.	1944	POTEETE, Jim	1957-58	RICHARDSON, Derrick	1982-83-84	SADLER, Robert	1939
PARVIN, David	1959	POTTER, F.E.	1912-13	RICHARDSON, O.W.	1981-82	SAGET, Don	1965-66-67
PATRICK, J.W.	1939-40-41	POTTS, R.H.	1902	RICHMOND, W.L.	1932-33-34	SAIA, Joseph	1944-45
PATRICK, Mike	1972-73-74	POWELL, Andrew	2003-04-05-06	RICKMAN, Jack	1973-74	SAMUEL, Artimus	2013
PATRIDGE, Jim	1969-71	POWERS, Floyd	1958-59-60	RICKS, J.R.	1901	SANDERS, Danny	1981-82-83-84
PATTEN, T.W.	1915-16	PRATHER, Pig	1998-99-2000-01	RICKS, W.B.	1926	SANDERS, Harold	1934
PATTERSON, Bob	1940-41-42	PREMONT, David	1977-78-79-80	RIDDELL, Josh	2007	SANDERS, Joey	2004-05-06
PATTERSON, R.B.	1946-47-48	PRENTISS, Kevin	1997-98	RIDDLEY, Otis	2003	SANDERS, R.D.	1917
PATTERSON, W.C.	1941-42-46	PRESMOTT, Bob	1919	RILEY, Co-Eric	2007-08	SANDERS, Ricco	2010-11
PATTON, Jeff	1984-85-86-87	PRESMOTT, Dak	2012-13-14-15	RILEY, Mike	1988-89-90-91	SANFORD, Carl	1963
				RIVERS, Chauncey	2018-19		

HAILSTATE.COM



WALKER, Brownie	1960-61-62	WHITLOCK, Rod	1989-90	WRIGHT, Carroll	1930-31
WALKER, Dontae	1999-2000-01-02	WHITTINGTON, W.L.	1960	WRIGHT, Demetric	2001-03
WALKER, Jeff	1996-97-98-99	WICHMAN, Marcus	1931-32-33	WRIGHT, K.J.	2007-08-09-10
WALKER, Kevin	1983-84-85	WIELGOSZ, S.F.	1934	WRIGHT, Sam	1987-88-89
WALKER, Pete	1948-49-50	WIER, J.M.	1927-28	WYATT, Matt	1996-97-98-99
WALKER, Rob	2004	WILBANKS, Austin	2008-09	WYMS, Ellis	1997-98-99-2000
WALL, Brad	2016	WILBANKS, Scott	1983-84-85		
WALL, I.B.	1895	WILBANKS, W.H.	1925		
WALLACE, Bobby	1973-74-75	WILDER, O'neal	2009		
WALLACE, Gabe	2001-02-03	WILEY, Arthur	1978-79		
WALLACE, Kyle	1999-2000	WILKERSON, Bill	1972		
WALLACE, Ralph	1954	WILKERSON, Evans	2016-17-18-19		
WALLEY, Gus	2014-15	WILLIAMS, Aeris	2015-16-17-18		
WALLIS, Robert	2001-02-03	WILLIAMS, Albert	1987-88-89-90		
WALTERS, Bo	2008	WILLIAMS, Andre	1995		
WALTERS, Fred	1934-35-36	WILLIAMS, Austin	2018-19		
WARD, DeAndre	2014-15-16	WILLIAMS, Damian	2013-14-16		
WARD, Elwyn	1929-30-31	WILLIAMS, Darren	2002-03-04		
WARD, Fred	1991-92	WILLIAMS, Darryl	2017-18-19		
WARD, R.B.	1935-36-37	WILLIAMS, Edward	1989-91-92		
WARDLAW, Gene	1971-72	WILLIAMS, Forest	2000		
WARLICK, Joe	1941-42	WILLIAMS, Greg	1980-81		
WARREN, Powers	2018-19	WILLIAMS, James	1986-87-88-89		
WARREN, Rufus	2013-14-15	WILLIAMS, Justin	2006-07		
WASHINGTON, Marcus	2006-07-08-09	WILLIAMS, LaMarcus	2007-08		
WASHINGTON, Tim	2016-17-18-19	WILLIAMS, Larry	1994-95		
WATKINS, John	1980-81-82	WILLIAMS, Louis	1945-47-48-49		
WATKINS, Kendell	1992-93-94	WILLIAMS, Max	1953-54-55		
WATSON, Kyle	2002	WILLIAMS, Mikel	1982-83-84		
WATSON, Louis	2009-10-11-12	WILLIAMS, Nate	1990-91		
WATSON, Nathaniel	2019	WILLIAMS, Rickey	1976-77-78-79		
WATSON, Pat	1962-63-64	WILLIAMS, Robert	1945		
WATSON, Tommy	2000-01	WILLIAMS, Sam	2010-11-12		
WATSON, W.A.	1907	WILLIAMS, Tyler	2018-19		
WATTS, Sam	2011	WILLIAMS, W.J.	1909-10-11-12		
WEATHERLY, Charles	1957-58	WILLIAMSON, Karl	1991-92-93		
WEATHERS, Brad	2002	WILLIAMSON, Ke.	1997-98-99-2000		
WEAVER, Mackie	1960-61-62	WILLINGHAM, D.T.	1926		
WEAVER, Richard	1963-64-65	WILSON, Brandon	2010-11		
WEBB, A.B.	1920	WILSON, Calvin	2005		
WEBB, Hurst	1933	WILSON, DeRunnya	2013-14-15		
WEBB, Jimmy	1972-73-74	WILSON, Elmer	1982-83-84		
WEBB, Thomas	2009-10	WILSON, Reggie	1994		
WEED, Oscar	1936-37-38	WILSON, R.S.	1901-02-03-04		
WEEKS, L.R.	1916	WILSON, W.P.	1920		
WEEKS, Shed Hill	1932-33	WILSON, Zerk	1951-52-53		
WEEMS, Joseph	1934	WINDHAM, Jonny	1961-62-63		
WEISSINGER, G.C.	1918-19	WINDHAM, Lamar	1980-81-82-83		
WELCH, Lee	1959-60-61	WINSTEAD, H.D.	1945		
WELLS, Matthew	2011-12-13-14	WISEMAN, R.C.	1927-28-29		
WELLS, P.L.	1911-12-13-14	WISHMAN, M.F.	1931-32-33		
WELLS, W.C.	1927	WISNER, Jason	1991-93-94		
WESLEY, Quinton	2006-07	WITHERSPOON, Lee	2019		
WEST, Danny	1971-72-73	WOFFORD, W.J.	1901		
WEST, Mike	1973	WOHLERT, Steve	1976-77-78		
WESTBROOK, Jim	1994-95	WOHNER, Collins	1940-41		
WESTERFIELD, Scott	1999-2000	WOITT, Johnny	1965-67		
WHALEY, Steve	1969-70-71	WOLVERTON, M.L.	1944		
WHEELER, James	1944	WOMACK, Floyd	1997-98-99-2000		
WHIPPLE, Jermaine	1995	WONSLEY, Elmore	2001-02		
WHITAKER, Joe	1904-05-06	WONSLEY, George	1980-81-82-83		
WHITE, Benton	1956-57	WOOD, Gene	1967-68-69		
WHITE, Chris	2009-10	WOODARD, Marc	1989-90-91-92		
WHITE, George	1997-98-99-2000	WOODBERRY, Lamont	1996-97		
WHITE, J.J.	1929	WOODS, Earl G.	1980		
WHITE, James	1940-41-42	WOODS, Jerry	1966		
WHITE, Jordan	1997	WOODWARD, J.W.	1908		
WHITE, Lavelle	1957-58-59	WOOTEN, O.B.	1905-06-07		
WHITE, Mark	1974-75-76-77	WORD, Herbert	1973		
WHITE, Steve	1975-76-77	WORLEY, Lewis	1932-33		
WHITENER, Stuart	1984	WRIGHT, Brandon	2002-03		
WHITLEY, Nickoe	2010-11-12-13	WRIGHT, Brian	1992-93-94-95		

Y

YANCEY, Charles	1940-41-42
YARBROUGH, Butch	1969-70-71
YARBROUGH, Leron	2005-06
YARNICK, Ron	1952-53
YEATES, Edward	1996-98-99-2000
YERGER, J.L.	1904
YORK, Kyle	2002-03-04
YOUNG, Bob	1969-70
YOUNG, Cameron	2019
YOUNG, Glen	1979-80-81-82
YOUNG, J.C.	1923-24
YOUNG, Jerrod	1987-88-89-90
YOUNG, Paul	1983-84-85
YOUNG, Robert	1987-88-89-90
YOUNG, Robert	1991
YOUNG, Tarus	2008
YOUNGBLOOD, Torrey	1994
YOUNGER, Mike	1972-73
YOUNGER, Paul	1948-49-50

Z

ZANDERS, Calvin	1982-83
ZERINGUE, Lynn	1968-69
ZIMMERMAN, Bill	1952-53-54
ZINNIMON, Dennis	1981
ZUBER, Isaiah	2019

Active Mississippi State student-athletes in bold.

KEY TO AWARD OUTLETS: AFCA-AFCA FBS Coaches AP-Associated Press; ATHLETIC PUB.-Athletic Publication; ATL - Athlon Sports; BL - Bleacher Report; CAMP-Walter Camp Football Foundation; CBS-CBSports.com; COACHES-American Football Coaches Association; CS-College Sports; FN-Football News; FWAA-Football Writers Association of America; INS-International News Service; KODAK-Kodak; MIZLOU-Mizlou; NCAA GUIDE-NCAA Guide; NEA-Newspaper Enterprise Association; NYN-New York News; PFW-Pro Football Weekly; PFF- Pro Football Focus; PS-Phil Steele; RIVALS-Rivals.com; SCOUT-Scout.com; SI-Sports Illustrated; SPORT-Sports Magazine; TA - The Athletic; TSN-The Sporting News; UPI-United Press International; USAT - USA Today; WILLIAMSON-Williamson

1940: Hunter Cornhern, OG (2nd AP)
Erwin "Buddy" Elrod, E (NCAA GUIDE)



Hunter Cornhern was Mississippi State's first AP All-American.

1944: Tom "Shorty" McWilliams (2nd AP)

1951: Joe Fortunato, FB (ATHLETIC PUB.)

1953: Jackie Parker, QB (FWAA-Look)

1954: Hal Easterwood, C (FWAA-Look)

1955: Scott Suber, OG (NEA)
Art Davis, HB (FWAA-Look)

1957: Billy Stacy, QB (2nd INS)


1960: Tom Goode, OC (KODAK)

1963: Tommy Neville, DT (2nd AP)
Pat Watson, OC (WILLIAMSON)

1967: D.D. Lewis, LB (NEA, NYN)

1972: Frank Dowsing, DB (FN)
Ken Phares, DB (2nd COACHES)

1974: Jimmy Webb, DE (COACHES, CAMP)



Jimmy Webb was the initial Bulldog to earn multiple All-America honors in the same season.

1976: Stan Black, S (NEA)
Ray Costict, LB (2nd AP)
Harvey Hull, NG (2nd UPI)

1980: Mardye McDole, WR (TSN)

1981: Glen Collins, DT (TSN)
Johnie Cooks, LB
(AP, NEA, FWAA, TSN, FN)
Billy Jackson, DE (SPORT)



Johnie Cooks was placed on five All-America teams following the 1981 season, when MSU beat Kansas 10-0 in the Hall of Fame Bowl in Birmingham.

1982: Wayne Harris, OG
(3rd FN, TSN, MIZLOU)

1990: Ricky Byrd, OG (3rd AP)

1991: Nate Williams, DL (3rd FN)

1992: John James, OT (2nd FN)

1994: Jesse James, OG (3rd AP)

1995: Walt Harris, DB (1st CS, 2nd UPI)

1998: Eric Allen, C (2nd TSN)
James Johnson, TB (2nd TSN)
Randy Thomas, OT (2nd TSN)

1999: Ashley Cooper, S (2nd FN, 3rd AP, TSN)
Barrin Simpson, LB (1st TSN)

2000: Mario Haggan, LB (2nd TSN)
Pig Prather, S (2nd TSN)
Fred Smoot, CB (1st TSN, AP, CAMP)
Pork Chop Womack, OT
(1st AP; 2nd CAMP)

2010: Derek Sherrod, OL
(1st RIVALS, 1st CBS, 2nd CAMP, 2nd SI,
2nd SCOUT, 2nd AP, 2nd PS)

2011: Fletcher Cox, DL (3rd AP, 1st PFW)

2012: Johnthan Banks, DB
(1st CAMP, 1st FWAA, 1st PS, 1st
SCOUT, 1st LINDYS, 2nd AP, 2nd SI,
2nd CBS, 2nd ATHLON)
Gabe Jackson, OL
(2nd PS, 2nd SCOUT, Honorable
Mention SI, Honorable Mention PFW)
Darius Slay, DB
(Honorable Mention PFW)

2013: Gabe Jackson, OL (1st BL; 2nd AP, CAMP,
FWAA, CBS, PS, USAT, ATL;
Honorable Mention SI)



to receive All-America honors in multiple years.

2014: Ben Beckwith, OL (3rd AP)
Benardrick McKinney, LB
(1st ESPN, 1st FWAA, 1st SI, 2nd AP, 2nd TSN, 2nd CAMP)
Dak Prescott, QB (3rd PS, Honorable Mention SI)

2015: Chris Jones, DT (2nd Pro Football Focus)
Dak Prescott, QB (1st Senior CLASS)

2018: Johnathan Abram, S (2nd AFCA, 2nd CBS, 2nd SI,
2nd TA, 2nd TSN, 3rd AP)
Elgton Jenkins, OL (1st TA)
Jeffery Simmons, DT (2nd TA, 3rd AP)
Montez Sweat, DE (1st FWAA, 1st TSN,
2nd AP, 2nd CBS, 2nd SI)

**FRESHMAN ALL-AMERICANS**

1977: Mardye McDole, WR (TSN, FN)
1980: Bitly Jackson, DE (TSN)
2009: Corey Broomfield, DB (TSN)
2012: Benardrick McKinney, LB (CBS, CFN, PS, SCOUT)
2013: Chris Jones, DL (BL, ATL, PS, FN)
2016: Leo Lewis, LB (FWAA)
2017: Jace Christmann, K (FWAA)
2019: Martin Emerson, CB (Honorable Mention PFF)

NATIONAL FOOTBALL FOUNDATION HALL OF FAME

1955: Bernie Bierman - Coach
1973: Morley Jennings - Coach
 (Lettered at MSU in 1910-11)
1976: Jackie Parker - Player
1983: Darrell Royal - Coach
1991: Allyn McKeen - Coach
2001: D.D. Lewis - Player
2019: Terrell Buckley - Coach

MSU IN THE HEISMAN VOTE

1944: Tom "Shorty" McWilliams, HB/DB (10th)
2014: Dak Prescott, QB (8th, 42 points)

ALL-AMERICAN FOOTBALL FOUNDATION**ALL-AMERICA TEAM**

1994: Eric Moulds, WR (1st)
1996: Paul Lacoste, LB (2nd)
1997: Robert Hicks, OL (1st)

NATIONAL FOOTBALL FOUNDATION**SCHOLAR-ATHLETE AWARDS**

1972: Frank Dowsing, DB
1989: Bo Russell, DB
2010: Derek Sherrad, OL
2015: Taveze Calhoun, CB

BEDNARIK AWARD**(DEFENSIVE PLAYER OF THE YEAR)**

2012: Johnthan Banks - semifinalist
2014: Benardrick McKinney - semifinalist
2017: Jeffery Simmons - semifinalist
2018: Jeffery Simmons - semifinalist
 Montez Sweat - semifinalist

BURLSWORTH TROPHY**(NATION'S TOP WALK-ON)**

2014: Ben Beckwith - finalist

BUTKUS AWARD**(NATION'S TOP LINEBACKER)**

1995: Dwayne Curry - semifinalist
1999: Barrin Simpson - semifinalist
2014: Benardrick McKinney - semifinalist

DAVEY O'BRIEN AWARD**(NATION'S TOP QUARTERBACK)**

2014: Dak Prescott - finalist
2017: Nick Fitzgerald - semifinalist

LOU GROZA AWARD**(NATION'S TOP KICKER)**

1993: Tom Burke - semifinalist
1999: Scott Westerfield - semifinalist
2000: Scott Westerfield - semifinalist

LOMBARDI AWARD**(INTERIOR LINEMAN)**

1981: Johnie Cooks - semifinalist
1982: Wayne Harris - semifinalist
2014: Benardrick McKinney - semifinalist

MANNING AWARD**(NATION'S BEST QUARTERBACK)**

2014: Dak Prescott - finalist

MAXWELL AWARD**(NATION'S BEST PLAYER)**

2014: Dak Prescott - finalist
2017: Nick Fitzgerald - semifinalist

THORPE AWARD**(NATION'S TOP DEFENSIVE BACK)**

2000: Fred Smoot - finalist
2001: Pig Prather - semifinalist
2011: Johnthan Banks - semifinalist
2012: Johnthan Banks - WINNER



Johnthan Banks became the first Mississippi State player to win a national award when he received the 2012 Thorpe Award as the nation's top defensive back.

UNITAS GOLDEN ARM AWARD**(NATION'S FINEST QUARTERBACK)**

2014: Dak Prescott - finalist
2017: Nick Fitzgerald - finalist

NATIONAL COACH OF THE YEAR

1999: Jackie Sherrill (Football News - semifinalist)
2014: Dan Mullen - (Maxwell Coach of the Year - WINNER;
 Bobby Dodd Coach of the Year - finalist)

DEFENSIVE PLAYER OF THE YEAR

2000: Pig Prather - semifinalist
 Fred Smoot - semifinalist

GTE REGION II COACH OF THE YEAR

1999: Jackie Sherrill

BROYLES AWARD**(NATION'S TOP ASSISTANT COACH)**

1999: Joe Lee Dunn - finalist
2018: Bob Shoop - finalist

SENIOR CLASS AWARD

2012: Johnthan Banks - finalist
2015: Dak Prescott - WINNER

LOTT IMPACT TROPHY

2012: Johnthan Banks - semifinalist

MSU RING OF HONOR

Johnie Cooks
 Jack Cristil
 Art Davis
 Joe Fortunato
 Walt Harris
 Kent Hull
 D.D. Lewis
 Tom "Shorty" McWilliams
 Jackie Parker

1933:	Bobby Herrington, B (3rd AP)	1965:	Grady Bolton, DG (2nd AP)		Mike Riley, P (2nd AP)		Jamar Chaney, LB (2nd Coaches')
1935:	Ike Pickle, B (1st AP)		Marv Cornelius, DB (2nd AP)	1991:	Keo Coleman, LB (1st AP)	2008:	Dominic Douglas, LB (2nd AP & 2nd Coaches')
	Chuck Gelatka, E (2nd AP)	1966:	Hoyle Granger, RB (2nd AP)		John James, OT (1st AP & Coaches')		Derek Pegues, DB (2nd Coaches')
	Willie Stone, G (3rd AP)		D.D. Lewis, LB (1st AP & UPI)		Daniel Boyd, LB (2nd AP)	2009:	Anthony Dixon, RB (1st AP & 1st Coaches')
1936:	Chuck Gelatka, E (3rd AP)		Bubba Hampton, OT (2nd AP)		Nate Williams, NG (2nd AP, 1st Coaches')		Pernell McPhee, DL (2nd AP & 2nd Coaches')
	Alex Lott, T (3rd AP)	1967:	D.D. Lewis, LB (1st AP & UPI)	1992:	Daniel Boyd, LB (1st AP, 2nd Coaches')		Derek Sherrod, OL (2nd Coaches')
1938:	Malcolm Gray, T (3rd AP)		Glen Higgins, DT (2nd AP)		John James, OT (1st AP & Coaches')	2010:	Pernell McPhee, DL (1st Coaches')
1939:	Buddy Elrod, E (2nd AP)	1968:	Sammy Milner, FL (1st AP & UPI)		Todd Jordan, P (1st AP & Coaches')		Derek Sherrod, OL (1st AP & 1st Coaches')
	John Goolsby, C (2nd AP)		Tommy Pharr, QB (1st AP)		Jerome Brown, DE (2nd Coaches')		Chris White, LB (1st AP, 2nd Coaches')
	Jack Nix, B (3rd AP)	1969:	Sammy Milner, E (1st AP & UPI)		Lee Ford, C (2nd AP & Coaches')	2011:	Fletcher Cox, DT (1st AP, 2nd Coaches')
1940:	Hunter Corhern, G (1st AP)	1970:	David Smith, FL (1st AP & UPI)		Willie Harris, WR (2nd AP & Coaches')		Vick Ballard, RB (2nd AP)
	Buddy Elrod, E (1st AP)		Chuck Dees, LB (2nd AP)		Kelvin Knight, FS (2nd AP)		Johnthan Banks, CB (2nd AP)
	Harvey Johnson, B (2nd AP)		Ken Phares, DB (2nd AP)	1993:	Marc Woodard, LB (2nd Coaches')		Gabe Jackson, OG (2nd AP)
	John Tripson, T (2nd AP)	1971:	Frank Dowsing, DB (1st AP)		Arley Gibson, NT (1st AP)	2012:	Johnthan Banks, CB (1st AP & Coaches')
	Billy Jefferson, B (3rd AP)		Eric Hoggatt, LT (2nd AP)		Juan Long, LB (1st FN, 2nd Coaches')		Chad Bumphis, WR (2nd AP)
1941:	Bill Arnold, T (2nd AP)	1972:	Bill Buckley, WR (1st AP)		Walt Harris, DB (2nd Coaches')		Gabe Jackson, OG (1st AP, 2nd Coaches')
	Blondy Black, B (2nd AP)		Frank Dowsing, DB (1st UPI)	1994:	Dwayne Curry, LB (1st AP & Coaches')		Cam Lawrence, LB (2nd AP, 2nd Coaches')
1942:	Blondy Black, B (2nd AP)		John David Cathoun, LB (2nd AP)		Walt Harris, DB (1st AP & Coaches')		LaDarius Perkins, RB (2nd AP)
	Bob Patterson, E (2nd AP)		Ken Phares, DB (2nd AP)		Jesse James, OG (1st AP & Coaches')		Darius Slay, CB (2nd Coaches')
	Raymond Ray, G (2nd AP)	1973:	Wayne Jones, RB (1st AP)		Brian Anderson, C (2nd Coaches')	2013:	Gabe Jackson, OG (1st AP & Coaches')
	Curtis Patterson, G (3rd AP)		Jimmy Webb, DE (2nd AP, 1st UPI)		Kevin Bouie, RB (2nd Coaches')		Malcolm Johnson, TE (2nd Coaches')
1944:	Hillery Horne, T (1st AP)	1974:	Rockey Felker, QB (1st AP & UPI)		Eric Moulds, WR (2nd AP & Coaches')		Chris Jones, DL (Honorable Mention AP)
	Tom McWilliams, B (1st AP)		Walter Packer, RB (1st AP)	1995:	Kendell Watkins, TE (2nd Coaches')		Nickoe Whitley, S (2nd Coaches', Honorable Mention AP)
	Dub Garrett, T (2nd AP)		Jimmy Webb, DT (1st AP & UPI)		Dwayne Curry, LB (1st FN, 2nd AP & Coaches')	2014:	Ben Beckwith, OG (1st AP, 2nd Coaches')
	Bill Hildebrand, E (3rd AP)		Harvey Hull, LB (2nd AP)		Walt Harris, DB (1st AP & Coaches' & FN)		Benardrick McKinney, LB (1st Coaches', 2nd AP)
1945:	Harper Davis, B (1st AP)		Sam Nichols, OG (2nd AP)		Eric Moulds, WR (1st Coaches', FN 2nd AP)		Dak Prescott, QB (1st AP & Coaches')
	Bill Hildebrand, E (1st AP)	1975:	Richard Keys, OC (1st AP & UPI)	1996:	Dwayne Curry, LB (1st FN)		Josh Robinson, RB (2nd AP & Coaches')
	Graham Bramlett, B (3rd AP)		Stan Black, DB (2nd AP)		Andy Russ, P (1st BN, 2nd AP & Coaches')		Preston Smith, DE (1st Coaches', 2nd AP)
	Dub Garrett, T (3rd AP)		Ray Costict, LB (2nd AP)		Brent Smith, OT (1st AP & Coaches')	2015:	Dak Prescott, QB (1st AP & Coaches')
1946:	Tom McWilliams, B (1st AP)		Harvey Hull, MG (2nd AP)		Paul Lacoste, LB (2nd AP & Coaches')		Fred Ross, WR (1st Coaches', 2nd AP)
	Dub Garrett, T (2nd AP)		Sam Nichols, OG (2nd AP)	1997:	Greg Favors, DE (1st AP & Coaches', FN)		DeRunya Wilson, WR (2nd Coaches')
	Harper Davis, B (3rd AP)		Walter Packer, RB (2nd AP)		Robert Hicks, OL (1st Coaches', 2nd AP)	2016:	Fred Ross, WR (1st AP, 2nd Coaches')
	Mike Harris, G (3rd AP)	1976:	Stan Black, DB (1st AP & UPI)		Eric Allen, C (2nd AP)	2017:	Martinas Rankin, OT (1st Coaches', 2nd AP)
1947:	Dub Garrett, T (1st AP)		Ray Costict, LB (1st AP & UPI)		Eric Brown, DB (2nd AP)		Jeffery Simmons, DT (1st AP & Coaches')
	Tom McWilliams, B (1st AP)		Harvey Hull, MG (1st AP & UPI)		Brian Hazelwood, K (2nd AP & Coaches')		Montez Sweat, DE (1st AP & Coaches')
	Harper Davis, B (3rd AP)		Richard Keys, OC (1st AP & UPI)	1998:	Jeff Walker, P (2nd AP & Coaches')	2018:	Johnathan Abram, S (1st AP, 2nd Coaches')
1948:	Tom McWilliams, B (1st AP)		Dennis Johnson, RB (2nd AP)		Eric Allen, C (1st AP & FN, 2nd Coaches' & BN)		Cameron Dantzler, CB (2nd AP)
	Harper Davis, B (3rd AP)		Sam Nichols, OG (2nd AP)		J.J. Johnson, TB (1st AP & FN, Coaches', BN)		Deion Calhoun, OG (2nd Coaches')
1949:	Jerry Taylor, C (2nd AP)	1977:	Larry Gillard, DT (1st AP & UPI)		Ed Smith, DE (1st AP & FN, 2nd Coaches' & BN)		Jeffery Simmons, DT (1st AP & Coaches')
1951:	Joe Fortunato, DB (1st AP)		Mark Trogon, OT (2nd AP)		Brian Hazelwood, K (2nd BN)		Montez Sweat, DE (1st AP & Coaches')
	Billy Pyron, DT (2nd AP, 3rd UPI)	1978:	Dave Marler, QB (1st AP & UPI)		Kevin Prentiss, RS (2nd AP)		Erroll Thompson, LB (2nd AP)
1952:	Jackie Parker, B (1st AP & UPI)		Mardye McDole, WR (1st AP & UPI)	1999:	Barrin Simpson, LB (2nd Coaches')	2019:	Kylin Hill (1st AP, 2nd Coaches')
	Joe Fortunato, B (2nd AP & UPI)		Johnie Cooks, LB (2nd AP)		Randy Thomas, OG (2nd AP & Coaches', BN)		Chauncey Rivers, DE (2nd AP)
	Bo Reid, C (2nd AP)		James Jones, RB (2nd AP)		Jeff Walker, P (2nd AP & Coaches', BN)		
1953:	Jackie Parker, B (1st AP & UPI)		Tyrone Keys, DT (2nd AP)		Robert Bean, CB (1st AP & BN, 2nd Coaches')		
	Hal Easterwood, C (3rd AP, 2nd UPI)	1979:	Alan Hartlein, OG (2nd AP)		Ashley Cooper, S (1st AP & Coaches', BN, FN)		
	Tom Morris, T (3rd AP)		Kenny Johnson, DB (2nd AP)		Barrin Simpson, LB (1st AP & Coaches', BN, FN)		
1954:	Art Davis, B (1st AP & UPI)		Tyrone Keys, DT (2nd AP)		Fred Smoot, CB (1st AP, 2nd Coaches')		
	Hal Easterwood, C (1st AP, 2nd UPI)		Mardye McDole, WR (2nd AP)		John Hilliard, DT (2nd Coaches')		
	Bill Dooley, G (3rd AP, 2nd UPI)	1980:	Johnie Cooks, LB (1st AP & UPI)		Wes Shivers, OG (2nd AP)		
1955:	Scott Suber, G (1st AP & UPI)		Wayne Harris, OG (1st AP)		Jeff Walker, P (2nd AP & Coaches')		
	Art Davis, B (2nd AP & UPI)		Alan Massey, OT (1st AP)		Scott Westerfield, PK (2nd AP & Coaches')		
	Jim Barron, T (3rd AP & UPI)		Mardye McDole, WR (1st AP)	2000:	Mario Haggan, LB (1st AP)		
1956:	Ron Bennett, E (1st AP & UPI)		Glen Collins, DT (2nd AP)		Pig Prather, S (1st AP, 2nd Coaches')		
	Billy Stacy, B (1st AP & UPI)		Tyrone Keys, DE (2nd AP)		Fred Smoot, CB (1st AP & Coaches')		
1957:	Billy Stacy, B (1st AP & UPI)	1981:	Glen Collins, DT (1st AP & UPI)		Pork Chop Womack, OT (1st AP & Coaches')		
	John Benge, E (3rd AP)		Johnie Cooks, LB (1st AP & UPI)		Willie Blade, DT (2nd AP)		
	Jack Benson, C (3rd AP, 2nd UPI)		Rob Fesmire, DB (1st UPI)		Michael Fair, C (2nd AP & Coaches')		
	Jimmy Dodd, C (3rd UPI)		Billy Jackson, DE (1st AP & UPI)		Dicenzo Miller, TB (2nd AP & Coaches')		
	Sam Latham, T (3rd AP)		Wayne Harris, OG (1st AP & UPI)	2001:	Conner Stephens, DE (2nd AP)		
1958:	Jack Benson, T (2nd AP & UPI)		Jerry Price, TE (2nd AP)		Scott Westerfield, PK (2nd AP)		
	Billy Stacy, B (3rd AP, 2nd UPI)		Michael Haddix, RB (2nd AP)		Josh Morgan, FS (1st FN, 2nd AP)		
1959:	Tom Goode, E (2nd AP, 3rd UPI)	1982:	Wayne Harris, OG (1st AP & UPI)		Pig Prather, S (1st AP, 2nd Coaches')		
	Walter Suggs, T (2nd UPI)		Billy Jackson, DE (1st UPI)		Mario Haggan, LB (2nd AP)	2002:	Jason Clark, DE (2nd AP)
	LaVelle White, T (3rd AP)		Michael Haddix, RB (2nd AP)		Mario Haggan, LB (2nd AP)		
1960:	Tom Goode, E (1st AP & UPI)		Danny Knight, WR (2nd AP, 1st UPI)		Brent Smith, PK (2nd AP)		
	Walter Suggs, T (2nd UPI)	1983:	Billy Jackson, LB (1st AP & UPI)	2003:	Justin Jenkins, WR (2nd AP & Coaches')		
1961:	Johnny Baker, E (2nd AP & UPI)	1984:	Corwyn Aldredge, TE (2nd Coaches')		Nick Turner, TB (2nd AP)		
	Howard Benton, T (2nd AP)		Aaron Pearson, LB (2nd AP)	2004:	Jared Cook, P (1st AP & Coaches')		
1962:	Johnny Baker, E (1st AP, 2nd UPI)		Danny Sanders, OG (2nd AP)		Ronald Fields, DT (1st AP)		
	Pat Watson, G (3rd UPI)	1985:	Pat Swoopes, DT (2nd AP, 1st UPI)		Willie Evans, DE (2nd AP)		
1963:	Tommy Neville, T (1st AP, 2nd UPI)		Rusty Brown, OG (2nd AP)		Jerious Norwood, TB (2nd AP & Coaches')		
	Ode Burrell, B (2nd AP & UPI)		Aaron Pearson, LB (2nd AP)		David Stewart, OL (2nd AP)	2005:	Willie Evans, DE (1st AP & Coaches')
	Sonny Fisher, B (3rd UPI)		Pat Swoopes, DT (2nd AP, 1st UPI)	2006:	Quinton Culberson, LB (1st AP & Coaches')		
	Hoyle Granger, B (3rd AP & UPI)	1986:	Don Smith, QB (1st AP & UPI, Coaches')		Titus Brown, DE (2nd Coaches' & AP)		
	Tommy Inman, E (3rd UPI)	1988:	James Williams, LB (2nd AP)		Derek Pegues, DB (2nd Coaches')		
	Pat Watson, G (2nd AP, 1st UPI)	1989:	Mike Riley, P (1st AP)		Deljuan Robinson, DT (2nd AP)	2007:	Derek Pegues, DB (1st AP & 2nd Coaches')
1964:	Justin Canale, G (2nd AP, 3rd UPI)		Jesse Anderson, TE (2nd AP)		Michael Brown, OL (2nd Coaches')		
	Hoyle Granger, FB (2nd AP & UPI)		Ricky Byrd, OG (2nd AP)		Titus Brown, DE (2nd AP & Coaches')		
	Tommy Inman, E (2nd AP, 3rd UPI)		Bo Russell, DB (2nd AP)				
	Tommy Neville, DT (2nd AP & UPI)		James Williams, ILB (2nd AP)				
	Marcus Rhoden, HB (2nd AP)		Ricky Byrd, OG (1st AP)				
	Pat Watson, DG (2nd AP, 1st UPI)		Reggie Stewart, LB (1st AP)				



SEC COACH OF THE YEAR

1940:	Allyn McKeen (Nashville Banner)
1957:	Wade Walker (Nashville Banner)
1963:	Paul Davis (AP)
1970:	Charley Shira (AP)
2007:	Sylvester Croom (AP, Coaches')
2014:	Dan Mullen (AP)

NASHVILLE BANNER SEC MVP

1940:	Erwin "Buddy" Elrod, E
1944:	Tom "Shorty" McWilliams, HB
1952:	Jackie Parker, QB
1953:	Jackie Parker, QB
1954:	Art Davis, HB
1974:	Rockey Felker, QB

BIRMINGHAM QB CLUB MVP

1953:	Hal Easterwood, Lineman
	Jackie Parker, Back
1955:	Scott Suber, Lineman
1981:	Johnie Cooks, Lineman
1998:	James Johnson, Back

BIRMINGHAM TD CLUB SEC MVP

1981:	Johnie Cooks, LB
--------------	------------------

JACOBS AWARD - SEC BLOCKER

1948:	Truitt Smith
1954:	Charles Evans
1981:	Wayne Harris
1982:	Wayne Harris

ATLANTA TD CLUB AWARDS

SEC BACK OF THE YEAR

1953:	Jackie Parker, QB
--------------	-------------------

SOUTHEAST AREA BACK

1974:	Rockey Felker, QB
--------------	-------------------

SOUTHEAST AREA LINEMAN

1981:	Johnie Cooks, DL
--------------	------------------

SOUTHEAST AREA OL OF THE YEAR

1994:	Jesse James, OG
--------------	-----------------

SOUTHEAST AREA DB OF THE YEAR

2000:	Fred Smoot, CB
--------------	----------------

CONERLY TROPHY

PRESENTED TO TOP PLAYER IN MISSISSIPPI

1998:	J.J. Johnson, RB
2005:	Jerious Norwood, RB
2009:	Anthony Dixon, RB
2010:	Chris White, LB
2013:	Gabe Jackson, LB
2014:	Dak Prescott, QB
2015:	Dak Prescott, QB
2018:	Jeffery Simmons, DT
2019:	Kylin Hill, RB

KENT HULL TROPHY

PRESENTED TO TOP OL IN MISSISSIPPI

2013:	Gabe Jackson, OG
2016:	Justin Senior, OT
2017:	Martinas Rankin, OT
2018:	Elgton Jenkins, C

SEC ALL-FRESHMAN

1986:	Jesse Anderson, LB
	Asa Bennett, DB
	Tommy Parks, P
1987:	Eddie Myles, DB
	Tony Robertson, OL
	Robert Young, DL
1988:	Melvin Hawkins, LB
	Mike Riley, P
	Kenny Stewart, OL
1989:	John James, OL
	Tony James, KR
	Byron Jordan, OL
	Kenny Roberts, RB
	Rodney Stowers, DL

1990:	Marc Woodard, LB
	Shea Bell, OL
1991:	Michael Davis, FB
1993:	Kenny Causey, WR
	Dwayne Curry, LB
	Conley Earls, LB
	James Grier, DL
1996:	Kendall Robertson, FS
	Matt Wyatt, QB
1998:	Dicenzo Miller, TB
2000:	Jason Clark, LB
2001:	Ray Ray Bivines, PR (KNS)
	Ronald Fields, NT (KNS, Coaches')
2002:	Jerious Norwood, KR (KNS)
	Darren Williams, DB (KNS)
2003:	Quinton Culberson, DB (KNS, Coaches')
	Donovan Davis, OL (KNS, Coaches')
2004:	Demario Bobo, DB (Coaches')
	Titus Brown, LB (Coaches', TSN)
	Eric Butler, TE (Coaches', TSN)
	Corey Clark, DL (Coaches')
	Jonathan Lowe, RB (Coaches', TSN)
2005:	Jamar Chaney, LB (Coaches')
	Keith Fitzhugh, DB (TSN)
	Anthony Littlejohn, LB (TSN, Coaches')
	Blake McAdams, P (Coaches')
	Derek Pegues, DB (Coaches')
	Anthony Strauder, OL (TSN)
2006:	Anthony Dixon, RB (Coaches')
	Jamon Hughes, LB (Coaches')
	Craig Jenkins, OL (Coaches')
2007:	Wesley Carroll, QB (Coaches')
2008:	Charles Mitchell, DB (Coaches')
	Quentin Saulsberry, OL (Coaches')
2009:	Johnthan Banks, DB (Coaches')
	Corey Broomfield, DB (Coaches')
	Chad Bumphis, WR (Coaches')
	Fletcher Cox, DL (Coaches')
2010:	Gabe Jackson, OL (Coaches')
	Nickoe Whitley, S (Coaches')
2011:	Kaleb Eulls, DE (Coaches')
	Malcolm Johnson, TE (Coaches')
2012:	Benardrick McKinney, LB (Coaches', ESPN, CBS Sports)
2013:	Chris Jones, DT (Coaches')
2014:	J.T. Gray, LB (Coaches')
2015:	Gerri Green, LB (Coaches')
2016:	Leo Lewis, LB (Coaches')
	Jeffery Simmons, DL (Coaches')
2017:	Jace Christmann, K (Coaches')
	Erroll Thompson, LB (Coaches')
2019:	Nathan Pickering, DT (Coaches')

SEC PLAYER OF THE WEEK

OFFENSE

1986:	Don Smith (9/6)
	Don Smith (9/13)
	Tony Shell (10/15)
1988:	Kenny Roberts (9/2)
1989:	Sleepy Robinson (10/12)
1991:	Sleepy Robinson (11/23)
	Eric Moulds (11/5)
1994:	James Johnson (11/16)
1998:	Dicenzo Miller (10/7)
2000:	Jerious Norwood (9/4)
	Jerious Norwood (10/23)
2005:	Jerious Norwood (11/26)
2008:	Anthony Dixon (11/24)
2009:	Anthony Dixon (10/31)
2011:	Vick Ballard (9/5)
2012:	Tyler Russell (9/8)
	Tyler Russell (11/19)
2014:	Dak Prescott (9/22)
	Dak Prescott (10/13)
	Josh Robinson (10/27)
	Dak Prescott (11/24)
2015:	Dak Prescott (10/26)
	Dak Prescott (11/23)
2016:	Nick Fitzgerald (11/7)
	Nick Fitzgerald (11/28)
2017:	Nick Fitzgerald (9/18)
	Nick Fitzgerald (10/30)
2018:	Kylin Hill (9/10)
	Nick Fitzgerald (10/8)

2019:	Nick Fitzgerald (10/29)
	Kylin Hill (11/4)

DEFENSE

1985:	Cedric Corse (9/13)
1987:	Cedric Corse (11/21)
1988:	James Williams (9/10)
1989:	James Williams (11/25)
1990:	Reggie Stewart (10/27)
	Reggie Stewart (11/17)
1991:	Daniel Boyd (9/7)
	Daniel Boyd (10/26)
1992:	Daniel Boyd (10/4)
	Kelvin Knight (10/11)
1993:	Juan Long (10/16)
1994:	Dwayne Curry (9/24)
	Johnnie Harris (11/26)
1996:	Izell McGill (9/28)
	Paul Lacoste (11/16)
	Greg Favors (11/30)
1997:	Greg Favors (8/30)
	Anthony Derricks (11/11)
1998:	Edward Smith (9/7)
	Edward Smith (11/23)
1999:	Ashley Cooper (9/27)
	John Hilliard (10/11)
	Ashley Cooper (11/8)
	Barrin Simpson (11/29)
2000:	Josh Morgan (9/16)
	Willie Blade (9/30)
	Eugene Clinton (11/2)
2001:	Korey Banks (11/24)
2006:	Quinton Culberson (11/4)
2007:	Gabe O'Neal (9/8)
	Derek Pegues (9/15)
	Avery Hannibal (10/27)
	Anthony Johnson (11/10)
2010:	Chris White (10/16)
	Chris White (10/30)
2013:	Nickoe Whitley (12/2)
2014:	Richie Brown (10/6)
2015:	Richie Brown (9/28)
2018:	Johnathan Abram (11/19)

SPECIAL TEAMS (SINCE 2003)

2003:	Brent Smith (10/6)
	Nick Turner (11/17)
2004:	Jared Cook (10/23)
2006:	Derek Pegues (10/14)
2007:	Derek Pegues (11/23)

OFFENSIVE LINEMAN (SINCE 2004)

2004:	David Stewart (10/30)
2008:	J.C. Brignone (10/27)
2010:	Derek Sherrod (9/25)
	Derek Sherrod (10/9)
	Derek Sherrod (10/30)
	Derek Sherrod (11/27)
2012:	Tobias Smith (10/15)
2013:	Gabe Jackson (9/23)
	Gabe Jackson (10/28)
	Gabe Jackson (11/25)
2014:	Ben Beckwith (9/22)
	Ben Beckwith (10/6)
	Ben Beckwith (11/24)
2016:	Martinas Rankin (11/7)
2017:	Deion Calhoun (10/23)
	Darryl Williams (9/18)
2018:	Elgton Jenkins (9/17)
	Deion Calhoun (11/19)
	Elgton Jenkins (11/26)
2019:	Darryl Williams (9/11)
	Darryl Williams (12/2)

DEFENSIVE LINEMAN (SINCE 2004)

2005:	Willie Evans (9/17)
2008:	Jessie Bowman (9/15)
2009:	Pernell McPhee (9/21)
	Pernell McPhee (11/28)
2011:	Fletcher Cox (10/10)
	Fletcher Cox (10/17)
	Fletcher Cox (10/31)
	Fletcher Cox (11/28)
2014:	Preston Smith (9/1)
	Preston Smith (9/8)
	Preston Smith (9/15)
	Kaleb Eulls (10/25)

2015:	Ryan Brown (10/12)
	Chris Jones (11/9)
2016:	A.J. Jefferson (9/10)
2017:	Jeffery Simmons (10/11)
	Jeffery Simmons (10/18)
	Montez Sweat (10/21)
	Montez Sweat (10/30)
	Montez Sweat (11/20)
2018:	Montez Sweat (9/10)
	Montez Sweat (10/8)
	Jeffery Simmons (11/26)

FRESHMAN (SINCE 2009)

2009:	Corey Broomfield (10/17)
	Johnthan Banks (10/24)
2010:	Tyler Russell (9/4)
	LaDarius Perkins (10/2)
	LaDarius Perkins (10/23)
	LaDarius Perkins (11/27)
2012:	Benardrick McKinney (10/8)
2013:	Chris Jones (12/2)
2016:	Leo Lewis (11/28)
2019:	Garrett Shrader (9/23)

SEC COMMUNITY SERVICE TEAM

1994:	Darrin Clark, QB
1995:	Brian Anderson, C
1996:	Paul Lacoste, LB
1997:	Eric Allen, C
1998:	Eric Allen, C
1999:	Kevin Sluder, DT
2000:	Scott Westerfield, PK
2001:	Kevin Sijansky, SN
2002:	Justin Griffith, FB
2003:	Justin Jenkins, WR
2004:	McKinley Scott, WR
2005:	Dezmond Sherrod, TE
2006:	Jason Husband, TE
2007:	Anthony Strauder, OL
2008:	Tim Bailey, DL
2009:	Tyson Lee, QB
2010:	Derek Sherrod, OL
2011:	Charles Mitchell, DB
2012:	Johnthan Banks, DB
2013:	Kaleb Eulls, DL
2014:	Jay Hughes, DB
2015:	Taveze Calhoun, DB
2016:	Brandon Holloway, RB
2017:	Gabe Myles, WR
2018:	Gerri Green, DE
2019:	Kody Schexnayder, P

MAXWELL NATIONAL

PLAYER OF THE WEEK

2014:	Dak Prescott (10/6)
2017:	Nick Fitzgerald (9/19)

FWAA BRONKO NAGURSKI NATIONAL DEENSIVE PLAYER OF THE WEEK

2018:	Montez Sweat (10/9)
--------------	---------------------

BENARIK NATIONAL PLAYER OF THE WEEK

2018:	Montez Sweat (10/9)
--------------	---------------------

FWAA NATIONAL TEAM OF THE WEEK

2004:	vs. #20 Florida (10/23)
2014:	at #8 LSU (9/20)
2016:	vs. #4 Texas A&M (11/5)



SEC ACADEMIC HONOR ROLL (SINCE 2004)

2004: Brian Anderson, OL (Physical Education)
Keith Andrews, PK (Biological Sciences)
James Cochran, OL (General Business)
Jared Cook, P (Gen. Business Admin.)
Russell Cook, SN (Banking & Finance)
Britt Cross, SN (Biological Engineering)
John Davis, OL (Biological Sciences)
Ty Freeman, TE (Industrial Technology)
Brad Horton, LB (Gen. Business Admin.)
Joe Judge, QB (Industrial Technology)
Kenny Kern, LB (Business Management)
Chris McNeil, OL (Physical Education)
Brett Morgan, QB (Physical Education)
Will Prosser, WR (Physical Education)
Carlton Rice, LB (Physical Education)
McKinley Scott, WR (Gen. Business Admin.)
Dezmond Sherrod, TE (Gen. Bus. Admin.)
Kyle York, QB (Banking & Finance)

2005: Derek Ambrose (Physical Education)
Brian Anderson (Physical Education)
Keith Andrews (Biological Science)
Russell Cook (Insurance)
Britt Cross (Biological Engineering)
Marcus Evans (Interdisciplinary Studies)
Michael Henig (Gen. Business Admin.)
Dio Herrera (Gen. Business Admin.)
Jonathan Hill (Industrial Technology)
Brad Horton (Gen. Business Admin.)
Jeremy Jack (Agribusiness)
Lance Long (Business Management)
Chris McNeil (Physical Education)
Brett Morgan (Physical Education)
Will Prosser (Physical Education)
Carlton Rice (Physical Education)
Casey Rogers (Mathematics)
Dezmond Sherrod (Insurance)
Anthony Strauder (Physical Education)
Leron Yarbrough (Social Work)

2006: Derek Ambrose (Physical Education)
Keith Andrews (Biological Sciences)
Anthony Bowles (Geosciences)
Christopher Britt (Physical Education)
Mark Brown (Accounting)
Russell Cook (Gen. Business Administration)
Ty Evans (General Business Administration)
Patrick Franks (Political Science)
David Heard (Biological Engineering)
Brad Horton (Gen. Business Administration)
Jarvis Kyles (Gen. Business Administration)
Lance Long (Management)
Blake McAdams (Physical Education)
Carlton Rice (Physical Education)
Casey Rogers (Mathematics)
Ben Shelton (Real Estate & Mortgage)
Dezmond Sherrod (Insurance)
Anthony Strauder (Physical Education)

2007: J.C. Brignone (Food Nutrition)
Charles Burns (Fitness Management)
Aaron Feld (Management of Construction & Land)
Keon Humphries (Physical Education)
Jason Husband (Masters of Business Admin.)
Jarvis Kyles (General Business Administration)
Lance Long (Management)
Blake McAdams (Clinical Exercise Physiology)
Mark Melichar (Mgmt. of Construction & Land)
Dezmond Sherrod (Masters of Business Admin.)
Anthony Strauder (Fitness Management)

2008: Timothy Bailey (Sociology)
Anthony Bowles (Geosciences)
Mark Brown (Accounting)
Adam Carlson (Business Administration)
Wes Carroll (Risk Management and Insurance)
Andrew Ellard (Physical Education)
Aaron Feld (Construction and Land Development)
Phillip Freeman (Physical Education)
Michael Gates (Interdisciplinary Studies)
Robert Gurley (Physical Education)
Nelson Hurst (Physical Education)
Sam Latham (Biological Engineering)
Addison Lawrence (General Bus. Admin.)
Tyson Lee (Secondary Education)

Anthony Littlejohn (Sociology)
D.J. Looney (Management)
Blake McAdams (Physical Education)
Brandon McRae (Interdisciplinary Studies)
Mark Melichar (Construction and Land Development)
Eric Richards (General Bus. Admin.)
Derek Sherrod (Risk Management and Insurance)
Anthony Strauder (Physical Education)
Marcus Washington (Marketing)
Austin Wilbanks (Physical Education)
Jarvis Williams (Industrial Technology)
Lamarcus Williams (Management)
KJ Wright (Sociology)
Taurus Young (Industrial Technology)

2009: Sean Brauchle (Business Administration)
J.C. Brignone (Physical Education)
Jamar Chaney (Physical Education)
Kendrick Cook (Physical Education)
Andrew Ellard (Physical Education)
Aaron Feld (Mgt. Const. and Land Dev.)
Phillip Freeman (Physical Education)
Heath Hutchins (Sociology)
Maurice Langston (Marketing)
Sam Latham (Bio Engineering)
Addison Lawrence (Business Administration)
Cameron Lawrence (Physical Education)
Mark Lynn (Electrical Engineering)
John McMillan (Mgt. Const. and Land Dev.)
Brandon McRae (Interdisciplinary Studies)
Mark Melichar (Insurance/Risk Mgt.)
Tyson Lee (Secondary Education)
Derek Sherrod (Insurance/Risk Mgt.)
Baker Sweedenburg (Business Information Systems)
Louis Watson (Physical Education)
Sam Watts (Physical Education)
Chris White (Physical Education)
Sean Brauchle (Accounting)
J.C. Brignone (Kinesiology)
Corey Broomfield (Kinesiology)
Chad Bumphis (Kinesiology)
Kendric Cook (Kinesiology)
Derek DePasquale (Mechanical Engineering)
Aaron Feld (Kinesiology)
Phillip Freeman (Kinesiology)
Emmanuel Gatling (Chemical Engineering)
Heath Hutchins (Psychology)
Sam Latham (Biomedical Engineering)
Addison Lawrence (Business Administration)
Cameron Lawrence (Business Administration)
John McMillan (Kinesiology)
Mark Melichar (Kinesiology)
Derek Sherrod (Kinesiology)
Baker Swedenburg (Business Information Systems)
Louis Watson (Kinesiology)
Sam Watts (Kinesiology)
Sam Williams (Kinesiology)
Dillon Day (Kinesiology)
Derek DePasquale (Mechanical Engineering)
Nick Griffin (Kinesiology)
Brandon Hill (Kinesiology)
Cameron Lawrence (Business Administration)
Eric Lawson (Kinesiology)
Charles Mitchell (Kinesiology)
Nick Redmond (Kinesiology)
Corbin Stewart (Kinesiology)
Baker Swedenburg (Business Information Systems)
Louis Watson (Kinesiology)
Sam Watts (Kinesiology)
Sam Williams (Kinesiology)
Taveze Calhoun (Kinesiology)
Dillon Day (Kinesiology)
Quay Evans (Criminology)
Charlie Grandfield (Political Science)
Nick Griffin (Kinesiology)
Brandon Hill (Kinesiology)
PJ Jones (Kinesiology)
Daniel Knox (Kinesiology)
Cameron Lawrence (Business Administration)
Eric Lawson (Kinesiology)
Justin Malone (Criminology)
Derek Milton (Industrial Technology)
Archie Muniz (Kinesiology)
Justin Senior (English)

Charles Siddoway (Criminology)
Baker Swedenburg (Information Systems)
Sam Williams (Kinesiology)

2013: Richie Brown (Industrial Technology)
Ryan Brown (Business Administration)
Taveze Calhoun (Kinesiology)
Cole Carter (Kinesiology)
Josh Creekmore (Biological Engineering)
Devon Desper (Business Administration)
Taylor Earhart (Accounting)
Nick Griffin (Kinesiology)
Brandon Hill (Kinesiology)
Brandon Holloway (Kinesiology)
Archie Muniz (Kinesiology)
Ivan Muniz (Kinesiology)
Dak Prescott (Educational Psychology)
Justin Senior (Political Science)
Evan Sobiesk (Microbiology)
Baker Swedenburg (Information Systems)
John Van Horn (Geoscience)
Nickoe Whitley (Workforce Education)

2014: Richie Brown (Industrial Technology)
Taveze Calhoun (Interdisciplinary Studies)
Cole Carter (Kinesiology)
Shelby Christy (Criminology)
Tolando Cleveland (Kinesiology)
Kivon Coman (Kinesiology)
Devon Desper (Accounting)
Westin Graves (Civil Engineering)
Nick Griffin (Kinesiology)
Brandon Hill (Kinesiology)
Brandon Holloway (Human Sciences)
Gabe Myles (Kinesiology)
Dak Prescott (Interdisciplinary Studies)
Damien Robinson (Human Sciences)
Fred Ross (Human Sciences)
Justin Senior (Political Science)
Evan Sobiesk (Microbiology)
Jake Thomas (Business Administration)
Kareem Vance (Kinesiology)
Damian Williams (Business Administration)

2015: Richie Brown (Industrial Technology)
Ryan Brown (Business Administration)
Taveze Calhoun (Graduate School)
Winston Chapman (Agribusiness)
Tolando Cleveland (Biological Sciences)
Ronald Cochran (Undeclared)
Logan Cooke (Kinesiology)
Devon Desper (Accounting)
Nick Fitzgerald (Finance)
Westin Graves (Civil Engineering)
Aaron Hamaker (Undeclared)
Grant Harris (Business)
Brandon Holloway (Human Sciences)
Jesse Jackson (Industrial Technology)
Gabe Myles (Kinesiology)
Josiah Phillips (Industrial Technology)
Dak Prescott (Graduate School)
Nick Proby (Mechanical Engineering)
Martinas Rankin (Kinesiology)
Justin Senior (Sociology)
Jake Thomas (Biological Sciences)
Kareem Vance (Kinesiology)
Hayes Walker (Biological Engineering)
DeAndre Ward (Industrial Technology)
Rufus Warren (Human Sciences)

2016: Nelson Adams (Human Sciences)
Brett Armour (Mathematics)
Hunter Bradley (Kinesiology)
Bennie Braswell (Art)
Richie Brown (MBA)
Tolando Cleveland (Political Science)
Kivon Coman (Kinesiology)
Devon Desper (Accounting)
Nick Fitzgerald (Finance)
Nick Gibson (Kinesiology)
Westin Graves (Civil Engineering)
Brandon Holloway (Human Sciences)
Jesse Jackson (Industrial Technology)
A.J. Jefferson (Human Sciences)
Jocquell Johnson (Interdisciplinary Studies)
Mark McLaurin (Business Administration)
Harrison Moon (Kinesiology)



	Gabe Myles (Kinesiology)	Kobe Jones (Business Administration)
	Richard Perkins (Mechanical Engineering)	Alec Murphy (Workforce Education Leadership)
	Josiah Phillips (Industrial Technology)	Fred Peters (Interdisciplinary Studies)
	Martinas Rankin (Kinesiology)	Tyre Phillips (Human Development & Family Science)
	Chris Rayford (Kinesiology)	Tristan Pisacane (Mechanical Engineering)
	Fred Ross (Interdisciplinary Studies)	Kody Schexnayder (Human Development & Family Science)
	Justin Senior (Sociology)	Maurice Smitherman (Human Development & Family Science)
	Ashton Shumpert (Interdisciplinary Studies)	Marquiss Spencer (Interdisciplinary Studies)
	Chris Stamps (Kinesiology)	Geor'Quarius Spivey (Business Administration)
	Jefferson Teel (Business Administration)	Nathan Swanson (Agriculture)
	Nick Tiano (Business Administration)	Lee Tanner (Biological Sciences)
	Hayes Walker (Biological Engineering)	Deddrick Thomas (Human Development & Family Science)
	DeAndre Ward (Industrial Technology)	Keytaon Thompson (Kinesiology)
	Evans Wilkerson (Pre-accounting)	Tim Washington (Workforce Education Leadership)
2017:	Hunter Bradley (Workforce Education)	Evans Wilkerson (Accounting)
	Tolando Cleveland (Political Science)	Austin Williams (Business Administration)
	Nick Fitzgerald (Finance)	Darryl Williams (Human Development & Family Science)
	Aaron Hamaker (Biochemistry)	
	Jesse Jackson (Industrial Technology)	
	Elgton Jenkins (Industrial Technology)	
	Kobe Jones (Business Administration)	
	Harrison Moon (Psychology)	
	Gabe Myles (Kinesiology)	
	Aaron Odom (Undeclared)	
	Josiah Phillips (Industrial Technology)	
	Tyre Phillips (Human Development/Family Studies)	
	Martinas Rankin (Kinesiology)	
	Stewart Reese (Kinesiology)	
	Christian Roberson (Business Administration)	
	Jeffery Simmons (Human Development/Family Studies)	
	Marquiss Spencer (Undeclared)	
	Keytaon Thompson (Kinesiology)	
	Austin Williams (Business Administration)	
	Tyler Williams (Kinesiology)	
2018:	Fletcher Adams (Interdisciplinary Studies)	
	Stephen Adegoke (Business Administration)	
	Joel Baldwin (Political Science)	
	Paul Blackwell (Chemical Engineering)	
	Logan Burnett (Business Administration)	
	Deion Calhoun (Industrial Technology)	
	Malik Dear (Interdisciplinary Studies)	
	Nick Fitzgerald (Finance)	
	Raymond Freeman (Mechanical Engineering)	
	Cameron Gardner (Undeclared)	
	John Garner (Business Administration)	
	Joseph Garner (Business Administration)	
	Fabien Lovett (Undeclared)	
	Stephen Guidry (Interdisciplinary Studies)	
	Grant Harris (Business Administration)	
	Jesse Jackson (Industrial Technology)	
	Elgton Jenkins (Industrial Technology)	
	R.J. Jennings (Mechanical Engineering)	
	Rip Kirk (Human Development/Family Sciences)	
	Cameron Miller (Business Administration)	
	Aaron Odom (Undeclared)	
	Tyre Phillips (Human Development/Family Sciences)	
	Tristan Pisacane (Mechanical Engineering)	
	Chris Rayford (Interdisciplinary Studies)	
	Stewart Reese (Kinesiology)	
	Christian Roberson (Business Administration)	
	Kody Schexnayder (Human Development/Family Sciences)	
	Lee Tanner (Biological Sciences)	
	Keytaon Thompson (Kinesiology)	
	Evans Wilkerson (Accounting)	
	Austin Williams (Business Administration)	
	Darryl Williams (Human Development/Family Sciences)	
2019:	Fletcher Adams (Interdisciplinary Studies)	
	Somon Anderson (Business Administration)	
	Izuchukwu King Ani (Industrial Technology)	
	Paul Blackwell (Chemical Engineering)	
	Reed Bowman (Business Administration)	
	Logan Burnett (Management)	
	Tucker Day (Political Science)	
	Malik Dear (Workforce Education Leadership)	
	Raymond Freeman (Mechanical Engineering)	
	Cameron Gardner (Management)	
	John Garner (Business Administration)	
	Joseph Garner (Business Administration)	
	Nick Gibson (Kinesiology)	
	Kylin Hill (Interdisciplinary Studies)	
	R.J. Jennings (Mechanical Engineering)	
	Kendell Jones (Human Development & Family Science)	



NATIONAL FOOTBALL FOUNDATION

COLLEGE FOOTBALL HALL OF FAME

MSU has produced four National Football Foundation National Scholar-Athletes/William V. Campbell Trophy finalists with Taveze Calhoun being the most recent in December 2015. Calhoun was the SEC's only representative in 2015. Calhoun was awarded an \$18,000 post graduate scholarship and honored at the Waldorf Astoria Hotel in New York. The Campbell Trophy recognizes an individual as the absolute best football scholar-athlete in the nation and is the highest academic honor in college football.

NATIONAL FOOTBALL FOUNDATION NATIONAL SCHOLAR-ATHLETES/ CAMPBELL TROPHY FINALISTS

1972: Frank Dowsing, DB
1989: Bo Russell, DB
2010: Derek Sherrod, OL
2015: Taveze Calhoun, DB

COSIDA ACADEMIC ALL-AMERICANS

1953: Jackie Parker, QB
1954: Hal Easterwood, C
1956: Ron Bennett, DE
1972: Frank Dowsing, B
Ken Phares, QB
1973: Jimmy Webb, DT
1976: Will Coltharp, DE (1st Team)
1989: Bo Russell, DB (1st Team)
1992: Daniel Boyd, LB (2nd Team)
2000: Scott Westerfield, PK (1st Team)

CFA SCHOLAR-ATHLETE

1991: Daniel Boyd, LB
1992: Daniel Boyd, LB



Derek Sherrod was a National Football Foundation National Scholar-Athlete in 2010.



Year	Rd	Pick	Name, Pos.	Team
1937:	10		Chuck Gelatka, E	New York Giants
1940:	12		Jim Goolsby, C	Cleveland Rams
1941:	6		John Tripson, T	Detroit Lions
	7		Buddy Elrod, E	Pittsburgh Steelers
	10		Harvey Johnson, B	Brooklyn Dodgers
	12		Billy Jefferson, B	Detroit Lions
1943:	2		Arnie Moore, E	New York Giants
	22		Blondy Black, B	Brooklyn Dodgers
	22		Charles Yancey, B	Washington Redskins
1944:	2		Lamar Blount, B	New York Giants
	4		Hillery Horne, E	Philadelphia Eagles
	14		Elbert Corley, C	New York Giants
	15		Billy Murphy, B	Brooklyn Dodgers (AAFC)
	17		Kermit Davis, E	Green Bay Packers
	19		Wally Matulich, B	Cleveland Rams
	21		Mike Mihalic, G	Brooklyn Dodgers (AAFC)
	22		Joe Warlick, B	Cleveland Rams
	26		Anse Howard, E	Green Bay Packers
	27		John Hughes, E	Cleveland Rams
	29		Marty Frohm, T	Brooklyn Dodgers (AAFC)
1945:	12		Stan Rhoades, E	New York Giants
1946:	9		Mike Harris, G	New York Giants
	10		Bill Hildebrand, E	Green Bay Packers
	21		Charley Cadenhead, C	Washington Redskins
1947:	6		Elbert Corley, C	Buffalo Bills
	11		Al Sidorik, T	Boston Patriots
1948:	2		Dub Garrett, T	Chicago Bears
	2		Dub Garrett, T	Baltimore Colts (AAFC)
	16	102	Wally Matulich, B	San Francisco 49ers (AAFC)
	30		Truett Smith, B	Chicago Bears
1949:	2		Harper Davis, B	Pittsburgh Steelers
	14		Murry Alexander, E	Brooklyn Dodgers (AAFC)
	23		R.B. Patterson, G	Detroit Lions
1950:	1		Harper Davis, B	Chicago Bears
	7		Truett Smith, B	Pittsburgh Steelers
	17		Jerry Taylor, C	Philadelphia Eagles
	26		Jim Pittman, B	Chicago Cardinals
1951:	22		Jack Rucker, B	Philadelphia Eagles
	24		Tony Kotowski, E	Philadelphia Eagles
	26		Billy Stewart, B	Philadelphia Eagles
1952:	7		Joe Fortunato, B	Chicago Bears
	7		John Pace, T	Cleveland Browns
	12		Jack Blount, T	Philadelphia Eagles
	18		Bill Pyron, T	Chicago Cardinals
1953:	16		Ken Deloe, T	Los Angeles Rams
	27		Jackie Parker, B	Detroit Lions
	28		Joe Cimini, T	Pittsburgh Steelers
1954:	12		Hal Easterwood, C	San Francisco 49ers
	24		Jim Barron, T	Pittsburgh Steelers
1956:	1		Art Davis, B	Pittsburgh Steelers
	21		Jim Harness, HB	Baltimore Colts
1958:	29		Ken Irby, T	Chicago Cardinals
1959:	1		Billy Stacy, B	Chicago Cardinals
	15		Jim Poteete, C	Philadelphia Eagles
1961:	2		Tom Goode, C	Houston Oilers (AFL)
	3		Walter Suggs, T	Houston Oilers (AFL)
	9		Bobby Bethune, B	Chicago Bears
	12		Floyd Powers, G	Buffalo Bills (AFL)
	17		Tom Goode, LB	Detroit Lions
1962:	15		Ray Osborne, T	San Francisco 49ers
	18		Charles Furlow, QB	Los Angeles Rams
	19		Lee Welch, HB	Dallas Texans
1963:	3		Johnny Baker, LB	Los Angeles Rams
	7		Johnny Baker, E	Houston Oilers (AFL)
	18		Bobby Garvin, T	Cleveland Browns
1964:	3		Ode Burrell, HB	Green Bay Packers
	4		Ode Burrell, HB	Houston Oilers (AFL)
	12		Howard Benton, T	San Francisco 49ers
	20		Bob Dugan, T	Buffalo Bills (AFL)
1965:	6		Justin Canale, G	Boston Patriots (AFL)
	7		Tom Neville, T	Boston Patriots (AFL)
	7		Bill Moore, HB	Kansas City Chiefs (AFL)
	9		Tom Neville, T	Pittsburgh Steelers
	12		Justin Canale, G	Cleveland Browns
1966:	3		Dan Bland, HB	San Francisco 49ers
	4		Hoyle Granger, FB	Baltimore Colts
	5		Hoyle Granger, FB	
	5		Grady Bolton, DT	
	8		Dan Bland, HB	
	15		Grady Bolton, T	
1967:	9	236	Harland Reed, TE	
	15	388	Tom Follard, LB	
	16	394	Marcus Rhoden, FL	
1968:	6	159	D.D. Lewis, LB	
	13	340	George Barron, T	
1970:	13	320	Jack Thomas, B	
1971:	11	283	Joe Reed, QB	
	13	325	Sammy Milner, WR	
	16	404	David Smith, WR	
1973:	2	50	Ken Phares, DB	
	16	391	Frank Dowsing, DB	
1974:	6	137	Wayne Jones, RB	
	11	267	Bill Buckley, WR	
	14	343	Greg Fountain, G	
1975:	1	10	Jimmy Webb, DT	
	5	117	Steve Freeman, DB	
	10	245	Rockey Felker, QB	
1976:	2	55	Jim Eidson, G	
	7	207	Larry Buie, DB	
	11	302	Chuck Bristin, T	
1977:	4	100	Stan Black, DB	
	8	203	Walter Packer, WR	
	10	262	Harvey Hull, LB	
	11	303	Ray Costick, LB	
1978:	3	59	Dennis Johnson, RB	
	5	133	Bruce Threadgill, DB	
	11	290	Larry Gillard, DT	
1979:	7	180	Henry Monroe, DB	
	10	253	Dave Marler, QB	
	10	260	Gerald Jackson, S	
1980:	3	80	James Jones, RB	
	5	137	Kenny Johnson, DB	
1981:	2	39	Mardy McDole, WR	
	5	113	Tyrone Keys, DE	
	11	294	Willie Jackson, DB	
	11	296	Larry Friday, DB	
1982:	1	2	Johnie Cooks, LB	
	1	26	Glen Collins, DE	
	10	262	Curtis Stowers, LB	
1983:	1	8	Michael Haddix, RB	
	3	62	Glen Young, WR	
1984:	4	103	George Wonsley, RB	
1986:	11	284	Pat Swoopes, NT	
	11	285	Aaron Pearson, LB	
1987:	2	51	Don Smith, RB	
	5	129	Kirby Jackson, CB	
	9	250	Bruce Plummer, CB	
	10	270	Louis Clark, WR	
1988:	7	192	Garry Frank, G	
1989:	8	213	Fred Hadley, WR	
	10	264	Anthony Butts, DT	
1990:	4	87	Jesse Anderson, TE	
	6	158	James Williams, LB	
1991:	5	116	Robert Young, DT	
	9	250	Jerry Bouldin, WR	
1992:	4	96	Keo Coleman, LB	
	8	215	Nate Williams, DT	
1993:	4	108	Kevin Henry, DE	
	5	125	Olanda Truitt, WR	
	5	140	Marc Woodard, LB	
	7	195	Willie Harris, WR	
1994:	5	142	Herman Carroll, DE	
1995:	2	59	Kendell Watkins, TE	
	2	62	Jesse James, OG	
	4	106	Melvin Hayes, OT	
	6	208	Fred McCrary, FB	
	7	210	Kevin Bouie, RB	
	7	224	Wesley Leasy, LB	
1996:	1	13	Walt Harris, DB	
	1	24	Eric Moulds, WR	
1997:	3	96	Brent Smith, OT	
	4	102	Terry Day, DT	
1998:	2	61	Eric Brown, DB	
	3	68	Robert Hicks, OT	
	4	120	Greg Favors, LB	
1999:	2	39	James Johnson, RB	
	2	42	Reggie Kelly, TE	
	2	57	Randy Thomas, OG	
	6	206	Dennis McKinley, FB	
2000:	4	120	Alvin McKinley, DL	
	5	133	Robert Bean, DB	
	6	190	John Hilliard, DL	
	7	237	Wes Shivers, OL	
			Houston Oilers (AFL)	
			Miami Dolphins (AFL)	
			Houston Oilers (AFL)	
			Green Bay Packers	
			Green Bay Packers	
			Boston Patriots	
			New Orleans Saints	
			Dallas Cowboys	
			Philadelphia Eagles	
			St. Louis Cardinals	
			San Francisco 49ers	
			San Diego Chargers	
			Cleveland Browns	
			Pittsburgh Steelers	
			Philadelphia Eagles	
			New York Jets	
			New York Jets	
			New York Jets	
			San Francisco 49ers	
			New England Patriots	
			Cincinnati Bengals	
			Darius Slay, CB	
			Los Angeles Rams	
			Atlanta Falcons	
			San Francisco 49ers	
			Atlanta Falcons	
			Houston Oilers	
			New England Patriots	
			Buffalo Bills	
			San Francisco 49ers	
			Cleveland Browns	
			Green Bay Packers	
			Buffalo Bills	
			Kansas City Chiefs	
			Dallas Cowboys	
			Atlanta Falcons	
			San Francisco 49ers	
			Green Bay Packers	
			Buffalo Bills	
			San Francisco 49ers	
			Atlanta Falcons	
			Los Angeles Rams	
			San Francisco 49ers	
			Green Bay Packers	
			Buffalo Bills	
			San Francisco 49ers	
			Atlanta Falcons	
			Los Angeles Rams	
			San Francisco 49ers	
			Green Bay Packers	
			Buffalo Bills	
			San Francisco 49ers	
			Atlanta Falcons	
			Los Angeles Rams	
			San Francisco 49ers	
			Green Bay Packers	
			Buffalo Bills	
			San Francisco 49ers	
			Atlanta Falcons	
			Los Angeles Rams	
			San Francisco 49ers	
			Green Bay Packers	
			Buffalo Bills	
			San Francisco 49ers	
			Atlanta Falcons	
			Los Angeles Rams	
			San Francisco 49ers	
			Green Bay Packers	
			Buffalo Bills	
			San Francisco 49ers	
			Atlanta Falcons	
			Los Angeles Rams	
			San Francisco 49ers	
			Green Bay Packers	
			Buffalo Bills	
			San Francisco 49ers	
			Atlanta Falcons	
			Los Angeles Rams	
			San Francisco 49ers	
			Green Bay Packers	
			Buffalo Bills	
			San Francisco 49ers	
			Atlanta Falcons	
			Los Angeles Rams	
			San Francisco 49ers	
			Green Bay Packers	
			Buffalo Bills	
			San Francisco 49ers	
			Atlanta Falcons	
			Los Angeles Rams	
			San Francisco 49ers	
			Green Bay Packers	
			Buffalo Bills	
			San Francisco 49ers	
			Atlanta Falcons	
			Los Angeles Rams	
			San Francisco 49ers	
			Green Bay Packers	
			Buffalo Bills	
			San Francisco 49ers	
			Atlanta Falcons	
			Los Angeles Rams	
			San Francisco 49ers	
			Green Bay Packers	
			Buffalo Bills	
			San Francisco 49ers	
			Atlanta Falcons	
			Los Angeles Rams	
			San Francisco 49ers	
			Green Bay Packers	
			Buffalo Bills	
			San Francisco 49ers	
			Atlanta Falcons	
			Los Angeles Rams	
			San Francisco 49ers	
			Green Bay Packers	
			Buffalo Bills	
			San Francisco 49ers	
			Atlanta Falcons	
			Los Angeles Rams	
			San Francisco 49ers	
			Green Bay Packers	
			Buffalo Bills	
			San Francisco 49ers	
			Atlanta Falcons	
			Los Angeles Rams	
			San Francisco 49ers	
			Green Bay Packers	
			Buffalo Bills	
			San Francisco 49ers	
			Atlanta Falcons	
			Los Angeles Rams	
			San Francisco 49ers	
			Green Bay Packers	
			Buffalo Bills	
			San Francisco 49ers	
			Atlanta Falcons	
			Los Angeles Rams	
			San Francisco 49ers	
			Green Bay Packers	
			Buffalo Bills	
			San Francisco 49ers	
			Atlanta Falcons	
			Los Angeles Rams	
			San Francisco 49ers	
			Green Bay Packers	
			Buffalo Bills	
			San Francisco 49ers	
			Atlanta Falcons	
			Los Angeles Rams	
			San Francisco 49ers	
			Green Bay Packers	
			Buffalo Bills	
			San Francisco 49ers	
			Atlanta Falcons	
			Los Angeles Rams	
			San Francisco 49ers	
			Green Bay Packers	
			Buffalo Bills	
			San Francisco 49ers	
			Atlanta Falcons	
			Los Angeles Rams	
			San Francisco 49ers	
			Green Bay Packers	
			Buffalo Bills	
			San Francisco 49ers	
			Atlanta Falcons	
			Los Angeles Rams	
			San Francisco 49ers	
			Green Bay Packers	
			Buffalo Bills	
			San Francisco 49ers	
			Atlanta Falcons	
			Los Angeles Rams	
			San Francisco 49ers	
			Green Bay Packers	
			Buffalo Bills	
			San Francisco 49ers	
			Atlanta Falcons	
			Los Angeles Rams	
			San Francisco 49ers	
			Green Bay Packers	
			Buffalo Bills	
			San Francisco 49ers	
			Atlanta Falcons	
			Los Angeles Rams	
			San Francisco 49ers	
			Green Bay Packers	
			Buffalo Bills	
			San Francisco 49ers	
			Atlanta Falcons	
			Los Angeles Rams	
			San Francisco 49ers	
			Green Bay Packers	
			Buffalo Bills	
			San Francisco 49ers	
			Atlanta Falcons	
			Los Angeles Rams	
			San Francisco 49ers	
			Green Bay Packers	
			Buffalo Bills	
			San Francisco 49ers	
			Atlanta Falcons	
			Los Angeles Rams	
			San Francisco 49ers	
			Green Bay Packers	
			Buffalo Bills	
			San Francisco 49ers	
			Atlanta Falcons	



ALL-TIME NFL ROSTER

ABRAM, Johnathan, S
Oakland (2019-)

ANDERSON, Jesse, TE
Tampa Bay (1990-91), Pittsburgh (1992),
Green Bay (1993)

AUTRY, Denico, DE
Oakland (2014-17), Indianapolis (2018-)

BAKER, Johnny, LB
Houston (1963-66), San Diego (1967)

BALLARD, Vick, RB
Indianapolis (2012-15), New Orleans (2016)

BANKS, Johnthan, DB
Tampa Bay (2013-16), Chicago (2016-17)

BARNES, Ernie, DT
Baltimore (1983)

BEAN, Robert, DB
Cincinnati (2000-02), Jacksonville (2002)

BECKWITH, Ben, G
San Diego (2015)

BELL, Aubrey, WR
Houston (2009)

BETHUNE, Bobby, DB
San Diego (1962)

BLACK, Blondy, HB
Buffalo [AFC] (1946),
Baltimore [AFC] (1947)

BLACK, Stan, DB
San Francisco (1977)

BLACKMORE, Richard, CB
Philadelphia (1979-82), San Francisco (1983)

BLADE, Willie, DL
Dallas (2001, 2003, 2005), Houston (2002),
Jacksonville (2004)

BLOUNT, Lamar, E
Miami [AFC] (1946), Buffalo [AFC]
(1947), Baltimore [AFC] (1947)

BONNER, Wade, S
Philadelphia (2012)

BOYD, Josh, DL
Green Bay (2013-15), Indianapolis (2017)

BOUIE, Kevin, RB
Philadelphia (1995), San Diego (1996)

BRADLEY, Hunter, LS
Green Bay (2018-)

BROWN, Eric, S
Denver (1998-01), Houston (2002-04)

BROWN, Fred, WR
Los Angeles Rams (2017-18), Denver (2019-)

BROWN, Jerome, DE
Cleveland (1993)

BROWN, Richie, LB
Carolina (2017-18), Atlanta (2018-)

BROWN, Ryan, DE
Cincinnati (2016-17)

BROWN, Titus, DE
Cleveland (2009-11)

BRYANT, Brandon, DB
New York Jets (2018-)

BUMPHIS, Chad, WR
Miami/Denver (2013)

BURRELL, Ode, RB
Houston (1964-69)

BUTLER, Eric, TE
St. Louis (2009)

BYRDSONG, Shawn, DB
Baltimore (2002), New Orleans (2003)

CALHOUN, Deion, OG
Miami (2019-)

CALHOUN, Taveze, CB
New Orleans (2016-17), Miami (2017-18),
Atlanta (2018-)

CALVIN, Johnathan, DT
Green Bay (2017), Indianapolis (2017-18)

CANALE, Justin, G
Boston (1965-68), Cincinnati (1969)

CARMON, James, OL
Buffalo (2012)

CARROLL, Herman, DE
New Orleans (1994)

CHAPMAN, Winston, SNP
Miami (2017)

CHANEY, Jamar, LB
Philadelphia (2010-12), Atlanta (2013)

CHERRINGTON, Dewayne, DL
Seattle (2013)

CLARK, Arceto, WR
Seattle (2013)

CLARK, Louis, WR
Seattle (1987-92), Green Bay (1993)

CLAUSELL, Blaine, OT
Baltimore (2015), New England (2015),
Carolina (2016-17), Arizona (2018)

COLEMAN, Keo, LB
New York Jets (1992), Green Bay (1993)

COLLINS, Glen, DE
Cincinnati (1982-85), San Francisco (1987)

COOKE, Logan, P
Jacksonville (2018-)

COOKS, Johnie, LB
Baltimore/Indianapolis (1982-88),
New York (1988-90), Cleveland (1991)

CORLEY, Elbert, C
Buffalo [AFC] (1947),
Baltimore [AFC] (1948)

COSTICT, Ray, LB
New England (1977-80)

COX, Fletcher, DT
Philadelphia (2012-)

CULBERSON, Quinton, LB
St. Louis (2007-09), Carolina (2009)

DANIEL, Willie, DB
Pittsburgh (1961-66), Los Angeles (1967-69)

DAVIS, Art, HB
Pittsburgh (1956)

DAVIS, Dorsett, DL
Denver (2002-06)

DAVIS, Harper, HB
Los Angeles [AFC] (1949),
Chicago (1950), Green Bay (1951)

DAY, Dillon, C
Denver (2015-17), Green Bay (2017-18)

DAY, Terry, DE
New York Jets (1997-98)

DIXON, Anthony, RB
San Francisco (2010-13), Buffalo (2014-15)

DOCKERY, Kevin, DB
New York Giants (2006-09), St. Louis (2010)

DOUGLAS, Dominic, LB
St. Louis (2009)

LASHARD, DURR, DB
Indianapolis (2018)

EIDSON, Jim, OL
Dallas (1976)

ELEY, Clifton, TE
Minnesota (1987)

EULLS, Kaleb, DT
New Orleans (2015),
Los Angeles Chargers (2016-17), Jacksonville (2018)

EVANS, Willie, DE
Atlanta (2009-10)

FAVORS, Greg, LB
Kansas City (1998), Tennessee (1999-01),
Indianapolis/Buffalo (2002), Carolina/
Jacksonville (2003), Jacksonville (2004-05)

FIELDS, Ronald, DT
San Francisco (2005-08),
Denver (2009-10), Carolina (2011)

FITZHUGH, Keith, DB
New York Jets (2009)

FORTUNATO, Joe, FB
Chicago (1955-66)

FREEMAN, Steve, DB
Buffalo (1975-86), Minnesota (1987)

FRIDAY, Larry, S
Buffalo (1987)

GARRETT, Dub, T
Baltimore [AFC] (1948-49),
Chicago (1950)

GELATKA, Charles, E
New York Giants (1937-40)

GILLARD, Larry, DE
New York Giants (1978)

GOODE, Tom, C
Houston (1962-65), Miami (1966-69),
Baltimore (1970)

GOOLSBY, Jim, C
Cleveland (1940)

GRANGER, Hoyle, FB
Houston (1966-70, 72), New Orleans (1971)

GRAY, J.T., DB
New Orleans (2018-)

GREEN, Geri, LB
Indianapolis (2019-)

GRIER, James, DT
Buffalo (1998), New England (1999)

GRIFFITH, Justin, FB
Atlanta (2003-05), Oakland (2006-08),
Seattle (2009), Houston (2010)

HADDIX, Michael, RB
Philadelphia (1983-88), Green Bay (1989-90)

HAGGAN, Mario, LB
Buffalo (2003-07),
Denver (2008-11), St. Louis (2012)

HARMON, Clarence, RB
Washington (1977-82),
New Jersey [USFL] (1984-85)

HARNESS, Jim, HB
Baltimore (1956)

HARRIS, Amos (Mike), G
Brooklyn [AFC] (1947-48)

HARRIS, Johnnie, DB
Oakland (1999-01), New York Giants (2002-03)

HARRIS, Walt, CB
Chicago (1996-01), Indianapolis (2002-03),
Washington (2004-05), San Francisco
(2006-2010), Baltimore (2010)

HARRIS, Willie, WR
Buffalo (1993), Green Bay (1993),
Chicago (1993)

HARRISON, Granville, E
New York Giants (1941), Philadelphia (1941),
Detroit (1942)

HAYES, Melvin, OT
New York Jets (1995), Houston (1996)

HENRY, Kevin, DE
Pittsburgh (1993-00), Cincinnati (2001)

HICKS, Robert, OT
Buffalo (1998-00)

HILLIARD, John, DL
Seattle (2000-02)

HOYETT, Braxton, OT
Kansas City (2019-)

HUGHES, Jay, S
St. Louis (2015)

HULL, Kent, C
Buffalo (1986-96)

HUNT, Purvis, OG
Houston (1995)



HUTSON, Brian, SS
New England (1990)

JACKSON, Gabe, OG
Oakland (2014-)

JACKSON, Gerald, DB
Kansas City (1979)

JACKSON, Kirby, DB
Los Angeles Rams (1987), Buffalo (1987-93),
Seattle (1993-94)

JAMES, Jesse, C
St. Louis (1995-96)

JEFFERSON, Billy, HB
Detroit (1941), Brooklyn (1942),
Philadelphia (1942)

JENKINS, Elgton, OG
Green Bay (2019-)

JENKINS, Justin, WR
Philadelphia (2004-05), Buffalo (2007-09)

JOHNSON, Antonio, DL
Indianapolis (2008-12), Tennessee (2013)

JOHNSON, Dennis, FB
Buffalo (1978-79), New York Giants (1980-81)

JOHNSON, James, RB
Miami (1999-01), Cleveland (2002)

JOHNSON, Justin, TE
Seattle (2019-)

JOHNSON, Kenneth, DB
Green Bay (1987-88)

JOHNSON, Kenny, DB
Atlanta (1980-86), Houston (1986-89)

JOHNSON, Malcolm, FB
Cleveland (2015-16), Seattle (2016-17), San
Francisco (2018), Green Bay (2018-)

JONES, Chris, DT
Kansas City (2016-)

JONES, James, HB
Dallas (1980-82, 1984-85)

KELLY, Reggie, TE
Atlanta (1999-02, 2011), Cincinnati (2003-10)

KELLY, Tommy, DL
Oakland (2004-12), New England (2013),
Arizona (2014)

KEYS, Tyrone, DE
Chicago (1983-85), Tampa Bay (1986-87),
San Diego (1988)

KOWALSKI, Andy, E
Brooklyn (1943-44), Boston (1945),
Miami [AAFC] (1946)

LAWRENCE, Addison, OL
Baltimore (2012)

LAWRENCE, Cameron, LB
Dallas (2013-14)

LEASY, Wesley, LB
Arizona (1995-96)

LEE, Donald, TE
Miami (2003-04), Green Bay (2005-10),
Cincinnati (2011-12)

LEWIS, D.D., LB
Dallas (1968, 70-81)

LONG, Lance, WR
Arizona (2008-09), Kansas City (2009-11),
Detroit (2012)

LOVE, Kyle, DL
New England (2010-12), Jacksonville (2013),
Kansas City (2013-14), Carolina (2014-)

MANLEY, Joseph, C
San Francisco (1953)

MCCRARY, Fred, FB
Philadelphia (1995), New Orleans (1997),
San Diego (1999-02), New England (2003),
Atlanta (2004-05)

MCDOLE, Mardye, SE
Minnesota (1981-83)

McKINLEY, Alvin, DL
Carolina (2000), Cleveland (2001-06),
Denver (2007), New Orleans (2008)

McKINLEY, Dennis, FB
Arizona (1999-02)

McKINNEY, Benardrick, LB
Houston (2015-)

McLAURIN, Mark, LB
New York Giants (2019-)

McPHEE, Pernell, DE
Baltimore (2011-14), Chicago (2015-17),
Washington (2018), Baltimore (2019-)

McRAE, Brandon, WR
St. Louis (2010)

McWILLIAMS, Tom "Shorty", HB
Los Angeles [AAFC] (1949), Pittsburgh (1950)

MITCHELL, Charles, S
Atlanta (2012)

MONROE, Henry, DB
Philadelphia (1979)

MOULDS, Eric, WR
Buffalo (1996-05), Houston (2006),
Tennessee (2007)

NEVILLE, Tommy, T
New England (1965-77), Denver (1978),
New York Giants (1979)

NIX, Jack, HB
Cleveland (1940)

NORWOOD, Jerious, RB
Atlanta (2006-10), St. Louis (2011)

PACKER, Walter, RB-KR
Seattle (1977), Tampa Bay (1977)

PATRICK, Mike, P
New England (1975-78)

PEARSON, Aaron, LB
Kansas City (1986-88)

PERKINS, LaDarius, RB
Green Bay (2014), Pittsburgh (2014),
Indianapolis (2015)

PHARR, Tommy, QB
Buffalo (1970)

PLUMMER, Bruce, DB
Denver (1987-88, 90), Miami (1988),
Indianapolis (1989), San Diego (1990)

PRESCOTT, Dak, QB
Dallas (2016-)

RANKIN, Martinas, OL
Houston (2018), Kansas City (2019-)

REDMOND, Will, CB
San Francisco (2016),
Kansas City (2017-18), Green Bay (2018-)

REED, Joe, QB
San Francisco (1972-74), Detroit (1975-79)

ROBINSON, Deljuan, DT
Houston (2007-09)

ROBINSON, Josh, RB
Indianapolis (2015)

ROSS, Fred, WR
Carolina (2017-18)

SAULSBERRY, Quentin, OG
Minnesota (2012), Denver (2012-13)

SEARS, Corey, DT
Baltimore (1996), St. Louis (1998), Arizona
(1999-00), Houston (2002-05)

SHERROD, Derek, OT
Green Bay (2011-14)

SHIVERS, Wes, OL
Atlanta (2000-01)

SIDORIK, Alex, T
Boston (1947), Baltimore (1948-49)

SIMMONS, Jeffery, DL
Tennessee (2019)

SIMMONS, Michael, DT
New Orleans (1989-90)

SKINNER, Deontae, LB
New England (2014-15), Philadelphia (2015),
New York Giants (2016-17)

SLAY, Darius, CB
Detroit (2013-19), Philadelphia (2020-)

SMITH, Brent, OT
Miami (1997-02), New York Jets (2003-04),
Jacksonville (2005)

SMITH, Don, QB
Tampa Bay (1988-89), Buffalo (1990)

SMITH, Preston, LB
Washington (2015-18), Green Bay (2019-)

SMITH, Truett, QB
Pittsburgh (1950-51)

SMOOT, Fred, CB
Washington (2001-04),
Minnesota (2005-06), Washington (2007-09)

STACY, Billy, QB
Chicago/St. Louis (1959-63)

STEWART, David, OT
Tennessee (2005-13)

SUGGS, Walter, T
Houston (1962-71)

SWEAT, Montez, DE
Washington (2019-)

SWOOPES, Pat, DT
New Orleans (1987, 89), Kansas City (1991)

TAIT, Arthur, E
Dallas (1952)

THOMAS, Jordan, TE
Houston (2018-)

THOMAS, Randy, OG
New York Jets (1999-02), Washington (2003-09)

THREADGILL, Bruce, S
San Francisco (1978)

TRIPSON, John, T
Detroit (1941)

TRUITT, Olanda, WR
Los Angeles Raiders (1993), Minnesota (1993),
Washington (1994-95), Oakland (1996-97)

WATKINS, Kendall, TE
Dallas (1995-96)

WEBB, Jimmy, DT
San Francisco (1975-80), San Diego (1981)

WELLS, Matt, LB
New England (2015), Chicago (2015),
St. Louis (2015)

WHITE, Chris, LB
Buffalo (2011-12), New England (2013-14)

WILLIAMS, Greg, DB
Washington (1982-85)

WILLIAMS, James, LB
New Orleans (1990-94), Jacksonville
(1995), San Francisco (1997-98),
Cleveland (1999)

WOITT, John, DB
San Francisco (1968-69)

WOMACK, Pork Chop, OG
Seattle (2001-09), Cleveland (2009-10),
Arizona (2011)

WONSLEY, George, HB
Indianapolis (1984-88),
New England (1989)

WOODARD, Marc, LB
Pittsburgh (1993), Philadelphia (1993-96)

WRIGHT, K.J., LB
Seattle (2011-)

WYMS, Ellis, DT
Tampa Bay (2001-05), Seattle (2006),
Minnesota (2007)

YOUNG, Glen, SE
Philadelphia (1983), St. Louis (1984),
Cleveland (1984-85, 87-88)

YOUNG, Robert, DT
Los Angeles Rams/St. Louis (1991-95),
Houston (1996)

* Note 2020 NFL Draft picks/free agents not listed on roster. List is of
players who were on 2019 rosters and prior.



NFL COMBINE PARTICIPANTS (68)

1999:	J.J. Johnson, RB Reggie Kelly, TE Randy Thomas, OG
2000:	Robert Bean, CB Ashley Cooper, SS Terrance McCaskey, TE Alvin McKinley, DT Wes Shivers, OT
2001:	Floyd Womack, OG Ellis Wymys, DE
2002:	Dorsett Davis, DT Ditzen Miller, RB Korey Banks, CB Justin Griffith, FB Mario Haggan, LB Donald Lee, TE
2004:	Justin Jenkins, WR Tommy Kelly, DE
2005:	Ronald Fields, DT David Stewart, OT Jerious Norwood, RB Quinton Culberson, LB Antonio Johnson, DT
2009:	Derek Pegues, FS
2010:	Jamar Chaney, LB Anthony Dixon, RB Pernell McPhee, DE
2011:	Derek Sherrod, OT Chris White, LB K.J. Wright, LB
2012:	Vick Ballard, RB Fletcher Cox, DT Charles Mitchell, SS Quentin Saulsberry, C Johnthan Banks, CB Josh Boyd, DT Darius Slay, CB Gabe Jackson, OG LaDarius Perkins, RB
2015:	Justin Cox, S Benardrick McKinney, LB Josh Robinson, RB Preston Smith, DE
2016:	Beniquez Brown, LB Taveze Calhoun, CB Chris Jones, DT Dak Prescott, QB Will Redmond, CB DeRunya Wilson, WR
2017:	Fred Ross, WR Justin Senior, OT
2018:	Martinas Rankin, OT Jordan Thomas, TE
2019:	Johnathan Abram, S Deion Calhoun, OG Nick Fitzgerald, QB Gerri Green, DE Elgton Jenkins, C Mark McLaurin, S Jamal Peters, CB Montez Sweat, DE
2019:	Brian Cole II, S Cameron Dantzier, CB Willie Gay Jr., LB Stephen Guidry, WR Tyre Phillips, OL Chauncey Rivers, DE Darryl Williams, OL



SENIOR BOWL PARTICIPANTS (96)

1952:	Bill Stewart, B
1953:	Joe Fortunato, B
1955:	Hal Easterwood, C Charles Evans, B
1956:	Art Davis, B Scott Suber, G
1957:	Ron Bennett, E
1958:	Jimmy Dodd, C

1959:	Bill Stacy, B
1961:	Tom Goode, C Walter Suggs, T
1963:	Johnny Baker, E
1964:	Ode Burrell, B
1965:	Justin Canale, G
1966:	Hoyle Granger, B
1968:	D.D. Lewis, LB
1971:	David Smith, WR
1973:	Ken Phares, DB
1974:	Wayne Jones, RB
1975:	Steve Freeman, DB Jimmy Webb, DL

1976:	Jim Eidson, OL
1977:	Ray Costick, LB
1978:	Larry Gaillard, DL
1980:	Kenny Johnson, DB
1981:	Mardye McDole, WR
1983:	Michael Haddix, RB Wayne Harris, OL Dana Moore, K Glen Young, WR

1985:	Corwyn Aldredge, TE
1987:	Don Smith, QB
1988:	Garry Frank, OL
1990:	Jesse Anderson, TE
1991:	Robert Young, DL
1992:	Nate Williams, DL
1993:	Willie Harris, WR Kevin Henry, DL
1995:	Melvin Hayes, OL Jesse James, OL Kendell Watkins, TE Brian Anderson, OL

1996:	Walt Harris, DB Eric Moulds, WR Larry Williams, DL Terry Day, DL
1997:	Brent Smith, OL
1998:	Eric Brown, DB Eric Dotson, DL Greg Favors, LB Robert Hicks, OL
1999:	James Johnson, RB Reggie Kelly, TE Randy Thomas, OL

2000:	Robert Bean, DB Kevin Sluder, DL Jeff Walker, P
2001:	Willie Blade, DL Fred Smoot, DB Scott Westerfield, K Floyd Womack, OL Ellis Wymys, DL
2002:	Dorsett Davis, DL Conner Stephens, OL
2003:	Justin Griffith, RB Mario Haggan, LB
2004:	Justin Jenkins, WR Tommy Kelly, DL Brent Smith, K Ronald Fields, DL David Stewart, OL

2005:	Jerious Norwood, RB Antonio Johnson, DL Titus Brown, DL
2006:	Derek Pegues, DB
2007:	Jamar Chaney, LB Anthony Dixon, RB Pernell McPhee, DL
2008:	Derek Sherrod, OL
2009:	Chris White, LB K.J. Wright, LB
2010:	Vick Ballard, RB Josh Boyd, DL Gabe Jackson, OL Dillon Day, C Kaleb Eulls, DL Preston Smith, DL

2011:	Dak Prescott, QB Fred Ross, WR Justin Senior, OL Johnathan Abram, S Gerri Green, DE Elgton Jenkins, C Montez Sweat, DE
2012:	Brian Cole II, S Tyre Phillips, OL
2013:	
2014:	
2015:	
2016:	
2017:	
2019:	
2020:	

SENIOR BOWL MVP (3)

1964:	Ode Burrell, RB
1987:	Don Smith, RB
2016:	Dak Prescott, QB

EAST/WEST SHRINE GAME PARTICIPANTS (31)

1952:	Joe Fortunato, LB
1976:	Jim Eidson, T/G
1977:	Harvey Hull, LB Stan Black, DB Dennis Johnson, RB Glen Collins, DL
1982:	Wayne Harris, OL
1983:	Kevin Bouie, RB
1995:	Eric Moulds, WR
1996:	Larry Williams, DE Paul Lacoste, LB
1997:	Willie Blade, DT
2001:	Dicenzo Miller, RB
2002:	Donald Lee, TE
2003:	Justin Jenkins, WR
2010:	Jamar Chaney, LB
2011:	JC Brignone, C
2012:	Quentin Saulsberry, OL
2013:	Chad Bumphis, WR Josh Boyd, DL LaDarius Perkins, RB Dillon Day, OL Ben Beckwith, OL
2014:	Ryan Brown, DL
2015:	Taveze Calhoun, DB Richie Brown, LB Hunter Bradley, LS Jordan Thomas, TE Jamal Peters, CB Tommy Stevens, QB Darryl Williams, OL

NFLPA COLLEGIATE BOWL GAME PARTICIPANTS (9)

2014:	Denico Autry, DE Deontae Skinner, LB
2017:	Jamaal Clayborn, OL Johnathan Calvin, DE Deion Calhoun, OL
2019:	Stephen Guidry, WR
2020:	Jaquarius Landrews, S Leo Lewis, LB Chauncey Rivers, DE



NFL PRO BOWL SELECTIONS (31)

1941:	John Tripson, Detroit, OT
1958:	Joe Fortunato, Chicago, LB
1961:	Billy Stacy, St. Louis, DB
1962:	Joe Fortunato, Chicago, LB
1963:	Joe Fortunato, Chicago, LB
1964:	Joe Fortunato, Chicago, LB
1965:	Ode Burrell, Houston (AFL), HB Joe Fortunato, Chicago, LB Hoyle Granger, Houston (AFL), FB Hoyle Granger, Houston (AFL), FB
1967:	Tom Goode, Miami, C
1968:	Kent Hull, Buffalo, C
1969:	Kent Hull, Buffalo, C
1978:	Kent Hull, Buffalo, C
1988:	Eric Moulds, Buffalo, WR
1989:	Eric Moulds, Buffalo, WR
1990:	Eric Moulds, Buffalo, WR
1998:	Eric Moulds, Buffalo, WR
2000:	Eric Moulds, Buffalo, WR
2002:	Eric Moulds, Buffalo, WR
2006:	Walt Harris, San Francisco, CB
2015:	Fletcher Cox, Philadelphia, DT
2016:	Fletcher Cox, Philadelphia, DT Dak Prescott, Dallas, QB K.J. Wright, Seattle, LB Fletcher Cox, Philadelphia, DT Darius Slay, Detroit, CB Fletcher Cox, Philadelphia, DT Dak Prescott, Dallas, QB Benardrick McKinney, Houston, LB Darius Slay, Detroit, CB
2017:	Fletcher Cox, Philadelphia, DT
2018:	Fletcher Cox, Philadelphia, DT
2019:	Fletcher Cox, Philadelphia, DT Chris Jones, Kansas City, DT Darius Slay, Detroit, CB

* note year is season selected not year game played

ALL-TIME SUPER BOWL APPEARANCES (52)

*Note year listed is year played of Super Bowl, not year of season

Player	Team	Years
Richard Blackmore	Philadelphia Eagles	1981
Eric Brown	Denver Broncos	1999
Dewayne Cherrington	Seattle Seahawks	2014
Arceto Clark	Seattle Seahawks	2014
Johnnie Cooks	New York Giants	1991
Fletcher Cox	Philadelphia Eagles	2018
Dillon Day	Denver Broncos	2016
Kevin Dockery	New York Giants	2008
Greg Favors	Tennessee Titans	2000
	Carolina Panthers	2004
Tom Goode	Baltimore Colts	1971
Clarence Harmon	Washington Redskins	1983
Willie Harris	Buffalo Bills	1994
Kevin Henry	Pittsburgh Steelers	1996
Braxton Hoyett	Kansas City Chiefs	2020
Kent Hull	Buffalo Bills	1991, 92, 93, 94
Kirby Jackson	Buffalo Bills	1990, 91, 92, 93
Justin Jenkins	Philadelphia Eagles	2005
Antonio Johnson	Indianapolis Colts	2010
Chris Jones	Kansas City Chiefs	2020
Tyrone Keys	Chicago Bears	1986
Lance Long	Arizona Cardinals	2009
Donald Lee	Green Bay Packers	2011
D.D. Lewis	Dallas Cowboys	1971, 72, 76, 78, 79
Kyle Love	New England Patriots	2012
	Carolina Panthers	2016
Fred McCrary	New England Patriots	2004
Pernell McPhee	Baltimore Ravens	2013
Bruce Plummer	Denver Broncos	1988
Martinas Rankin	Kansas City Chiefs	2020
Dezmond Sherrod	Pittsburgh Steelers	2009
Deontae Skinner	New England Patriots	2015
Don Smith	Buffalo Bills	1991
Pork Chop Womack	Seattle Seahawks	2006
Kendell Watkins	Dallas Cowboys	1996
Chris White	New England Patriots	2015
Greg Williams	Washington Redskins	1983, 84
K.J. Wright	Seattle Seahawks	2014, 15
Ellis Wyms	Tampa Bay Buccaneers	2003

ALL-TIME SUPER BOWL WINNERS (25)

*Note year listed is year played of Super Bowl, not year of season

Player	Team	Years
Eric Brown	Denver Broncos	1999
Dewayne Cherrington	Seattle Seahawks	2014
Arceto Clark	Seattle Seahawks	2014
Johnnie Cooks	New York Giants	1991
Fletcher Cox	Philadelphia Eagles	2018
Dillon Day	Denver Broncos	2016
Kevin Dockery	New York Giants	2008
Braxton Hoyett	Kansas City Chiefs	2020
Chris Jones	Kansas City Chiefs	2020
Tyrone Keys	Chicago Bears	1986
Tom Goode	Baltimore Colts	1971
Clarence Harmon	Washington Redskins	1983
Donald Lee	Green Bay Packers	2011
D.D. Lewis	Dallas Cowboys	1972, 78
Fred McCrary	New England Patriots	2004
Pernell McPhee	Baltimore Ravens	2013
Martinas Rankin	Kansas City Chiefs	2020
Dezmond Sherrod	Pittsburgh Steelers	2009
Deontae Skinner	New England Patriots	2015
Kendell Watkins	Dallas Cowboys	1996
Chris White	New England Patriots	2015
Greg Williams	Washington Redskins	1983
K.J. Wright	Seattle Seahawks	2014
Ellis Wyms	Tampa Bay Buccaneers	2003



K.J. Wright (above) was one of three former Bulldogs who claimed a 2014 Super Bowl ring with the Seattle Seahawks following a 43-8 blowout victory of the Denver Broncos.



Fletcher Cox (above) won his first Super Bowl ring as the Philadelphia Eagles defeated the New England Patriots, 41-33, in the 52nd edition of the game in Minneapolis.



Chris Jones (above) became the latest Bulldog to win a Super Bowl ring in 2020 as the Kansas City Chiefs defeated the San Francisco 49ers, 31-20.



ALL-TIME BOWL RESULTS (23 GAMES)

RECORD: 13-10

Date	Bowl	Opponent	Location	Venue	Attendance	Result	Score
1/1/1937	Orange	Duquesne	Miami, Fla.	Orange Bowl	9,210	L	12-13
1/1/1941	Orange	Georgetown	Miami, Fla.	Orange Bowl	29,554	W	14-7
12/21/1963	Liberty	NC State	Philadelphia, Pa.	Philadelphia Stadium	8,309	W	16-12
12/28/1974	Sun	North Carolina	El Paso, Texas	Sun Bowl	26,035	W	26-24
12/27/1980	Sun	Nebraska	El Paso, Texas	Sun Bowl	34,723	L	17-31
12/31/1981	Hall of Fame	Kansas	Birmingham, Ala.	Legion Field	41,672	W	10-0
12/29/1991	Liberty	Air Force	Memphis, Tenn.	Liberty Bowl	61,497	L	15-38
1/1/1993	Peach	North Carolina	Atlanta, Ga.	The Georgia Dome	69,125	L	17-21
1/2/1995	Peach	NC State	Atlanta, Ga.	The Georgia Dome	64,902	L	24-28
1/1/1999	Cotton	Texas	Dallas, Texas	Cotton Bowl	72,611	L	11-38
12/30/1999	Peach	Clemson	Atlanta, Ga.	The Georgia Dome	73,315	W	17-7
12/31/2000	Independence	Texas A&M	Shreveport, La.	Independence Stadium	36,974	W	43-41 [OT]
12/29/2007	Liberty	UCF	Memphis, Tenn.	Liberty Bowl	63,816	W	10-3
1/1/2011	Gator	Michigan	Jacksonville, Fla.	EverBank Field	68,352	W	52-14
12/30/2011	Music City	Wake Forest	Nashville, Tenn.	LP Field	55,208	W	23-17
1/1/2013	Gator	Northwestern	Jacksonville, Fla.	EverBank Field	48,612	L	20-34
12/31/2013	Liberty	Rice	Memphis, Tenn.	Liberty Bowl	57,846	W	44-7
12/31/2014	Orange	Georgia Tech	Miami Gardens, Fla.	Sun Life Stadium	58,211	L	34-49
12/30/2015	Belk	NC State	Charlotte, N.C.	Bank of America Stadium	46,423	W	51-28
12/26/2016	St. Petersburg	Miami (Ohio)	St. Petersburg, Fla.	Tropicana Field	15,717	W	17-16
12/30/2017	TaxSlayer	Louisville	Jacksonville, Fla.	EverBank Field	41,310	W	31-27
1/1/2019	Outback	Iowa	Tampa, Fla.	Raymond James Stadium	40,518	L	22-27
12/30/2019	Music City	Louisville	Nashville, Tenn.	Nissan Stadium	46,850	L	28-38

COACHES IN MSU BOWL GAMES

Date	Bowl	Opponent	MSU Head Coach	Opposing Head Coach
1/1/1937	Orange	Duquesne	Ralph Sasse	John Smith
1/1/1941	Orange	Georgetown	Allyn McKeen	Jack Hagerty
12/21/1963	Liberty	North Carolina State	Paul Davis	Earle Edwards
12/28/1974	Sun	North Carolina	Bob Tyler	Bill Dooley
12/27/1980	Sun	Nebraska	Emory Bellard	Tom Osborne
12/31/1981	Hall of Fame	Kansas	Emory Bellard	Don Fambrough
12/29/1991	Liberty	Air Force	Jackie Sherrill	Fisher DeBerry
1/1/1993	Peach	North Carolina	Jackie Sherrill	Mac Brown
1/2/1995	Peach	North Carolina State	Jackie Sherrill	Mike O'Cain
1/1/1999	Cotton	Texas	Jackie Sherrill	Mac Brown
12/30/1999	Peach	Clemson	Jackie Sherrill	Tommy Bowden
12/31/2000	Independence	Texas A&M	Jackie Sherrill	R.C. Slocum
12/29/2007	Liberty	UCF	Sylvester Croom	George O'Leary
1/1/2011	Gator	Michigan	Dan Mullen	Rich Rodriguez
12/30/2011	Music City	Wake Forest	Dan Mullen	Jim Grobe
1/1/2013	Gator	Northwestern	Dan Mullen	Pat Fitzgerald
12/31/2013	Liberty	Rice	Dan Mullen	David Bailiff
12/31/2014	Orange	Georgia Tech	Dan Mullen	Paul Johnson
12/30/2015	Belk	NC State	Dan Mullen	Dave Doeren
12/26/2016	St. Petersburg	Miami (Ohio)	Dan Mullen	Chuck Martin
12/30/2017	TaxSlayer	Louisville	Greg Knox (interim)	Bobby Petrino
1/1/2019	Outback	Iowa	Joe Moorhead	Kirk Ferentz
12/30/2019	Music City	Louisville	Joe Moorhead	Scott Satterfield

BEST BOWL WINNING PCT. BY MSU COACH

Coach	Record	Pct.
Sylvester Croom	1-0	1.000
Paul Davis	1-0	1.000
Greg Knox (interim)	1-0	1.000
Allyn McKeen	1-0	1.000
Bob Tyler	1-0	1.000
Dan Mullen	5-2	.714
Emory Bellard	1-1	.500
Jackie Sherrill	2-4	.333
Ralph Sasse	0-1	.000
Joe Moorhead	0-2	.000

MOST BOWL GAME WINS BY MSU COACH

Coach	Record	Pct.
Dan Mullen	5-2	.714
Jackie Sherrill	2-4	.333
Sylvester Croom	1-0	1.000
Paul Davis	1-0	1.000
Greg Knox (interim)	1-0	1.000
Allyn McKeen	1-0	1.000
Bob Tyler	1-0	1.000
Emory Bellard	1-1	.500

MSU BOWL GAME MOST VALUABLE PLAYERS

1963 LIBERTY BOWL

Ode Burrell, HB

1974 SUN BOWL

Terry Vitrano, FB
Jimmy Webb, DT - Outstanding Lineman

1981 HALL OF FAME BOWL

John Bond, QB
John Bond, QB (MSU Offense)
Johnnie Cooks, LB (MSU Defense)

1991 MSU LIBERTY BOWL

Kenny Roberts, RB (MSU Offense)
Keo Coleman, LB (MSU Defense)

1993 PEACH BOWL

Greg Plump, QB (MSU Offense)
Marc Woodard, LB (MSU Defense)

1995 PEACH BOWL

Tim Rogers, PK (MSU Offense)
Larry Williams, OL (MSU Defense)

1999 PEACH BOWL

Wayne Madkin, QB - Offensive

2000 INDEPENDENCE BOWL

Willie Blade, DT - Defensive

2007 LIBERTY BOWL

Derek Pegues, DB

2011 GATOR BOWL

Chris Relf, QB

2011 MUSIC CITY BOWL

Vick Ballard, RB

2013 LIBERTY BOWL

Dak Prescott, QB
Jameon Lewis, WR (MSU Offense)
Preston Smith, DE (MSU Defense)

2015 BELK BOWL

Dak Prescott, QB

2016 ST. PETERSBURG BOWL

Nick Fitzgerald, QB

2017 TAXSLAYER BOWL

Mark McLaurin, S



TEAM RECORDS

PASSING

MOST COMPLETIONS

MSU: 33 vs. Georgia Tech (2014 Orange)
25 vs. NC State (2015 Belk)
25 vs. North Carolina (1993 Peach)
Opponent: 27 by Michigan (2011 Gator)
26 by Wake Forest (2011 Music City)

FEWEST COMPLETIONS

MSU: 3 vs. North Carolina (1974 Sun)
3 vs. NC State (1963 Liberty)
Opponent: 1 by Air Force (1991 Liberty)
5 by North Carolina (1974 Sun)
5 by NC State (1963 Liberty)
5 by Duquesne (1937 Orange)

MOST ATTEMPTS

MSU: 51 vs. Georgia Tech (2014 Orange)
45 vs. North Carolina (1993 Peach)
Opponent: 56 by Clemson (1999 Peach)
48 by Wake Forest (2011 Music City)

FEWEST ATTEMPTS

MSU: 6 vs. NC State (1963 Liberty)
8 vs. North Carolina (1974 Sun)
Opponent: 2 by Air Force (1991 Liberty)
11 by Texas A&M (2000 Independence)

MOST YARDS

MSU: 453 vs. Georgia Tech (2014 Orange)
380 vs. NC State (2015 Belk)
Opponent: 312 by Louisville (2019 Music City)
306 by Clemson (1999 Peach)

FEWEST YARDS

MSU: 28 vs. NC State (1963 Liberty)
44 vs. North Carolina (1974 Sun)
Opponent: 10 by Air Force (1991 Liberty)
58 by NC State (1963 Liberty)

MOST INTERCEPTIONS THROWN

MSU: 4 vs. Northwestern (2013 Gator)
2 vs. North Carolina (1993 Peach)
2 vs. Nebraska (1980 Sun)
2 vs. Wake Forest (2011 Music City)
2 vs. Iowa (2019 Outback)
Opponent: 5 by Clemson (1999 Peach)
4 by Louisville (2017 TaxSlayer)
4 by Duquesne (1937 Orange)

PUNTING

MOST PUNTS

MSU: 11 vs. UCF (2007 Liberty)
11 vs. Georgetown (1941 Orange)
Opponent: 9 by Kansas (1981 Hall of Fame)
9 by Duquesne (1937 Orange)

HIGHEST PUNTING AVERAGE

MSU: 53.0 vs. NC State (1995 Peach)
Opponent: 48.0 by NC State (1995 Peach)

RETURNS

MOST PUNT RETURNS

MSU: 5 vs. Texas A&M (2000 Independence)
5 vs. Wake Forest (2011 Music City)
Opponent: 8 by Wake Forest (2011 Music City)

MOST PUNT RETURN YARDS

MSU: 101 vs. NC State (1995 Peach)
Opponent: 54 by UCF (2007 Liberty)

MOST KICKOFF RETURNS

MSU: 6 vs. Louisville (2017 TaxSlayer)
5 vs. Northwestern (2013 Gator)
5 vs. Texas A&M (2000 Independence)
5 vs. Texas (1999 Cotton)
5 vs. North Carolina (1974 Sun)
Opponent: 8 by Michigan (2011 Gator)

MOST KICKOFF RETURN YARDS

MSU: 141 vs. Louisville (2017 TaxSlayer)
129 vs. Texas (1999 Cotton)
Opponent: 191 by Michigan (2011 Gator)

RUSHING

MOST ATTEMPTS

MSU: 68 vs. North Carolina (1974 Sun)
58 vs. Michigan (2011 Gator)
Opponent: 69 by Air Force (1991 Liberty)
61 by Georgia Tech (2014 Orange)

FEWEST ATTEMPTS

MSU: 32 vs. Texas (1999 Cotton)
33 vs. Northwestern (2013 Gator)
33 vs. Georgia Tech (2014 Orange)
33 vs. Miami (Ohio) (2016 St. Petersburg)
Opponent: 20 by Iowa (2019 Outback Bowl)
25 by Michigan (2011 Gator)

MOST YARDS

MSU: 455 vs. North Carolina (1974 Sun)
277 vs. Louisville (2017 TaxSlayer)
Opponent: 452 by Georgia Tech (2014 Orange)
318 by Air Force (1991 Liberty)

FEWEST YARDS

MSU: 87 vs. Texas (1999 Cotton)
93 vs. Nebraska (1980 Sun)
Opponent: -15 by Iowa (2019 Outback)
35 by Kansas (1981 Hall of Fame)

SCORING

MOST POINTS SCORED

MSU: 52 vs. Michigan (2011 Gator)
51 vs. NC State (2015 Belk)
Opponent: 49 by Georgia Tech (2014 Orange)
41 by Texas A&M (2000 Independence)

LARGEST MARGIN OF VICTORY

MSU: 38 pts (52-14) vs. Michigan (2011 Gator)
37 pts (44-7) vs. Rice (2013 Liberty)
Opponent: 27 pts (38-11) by Texas (1999 Cotton)
23 pts (38-15) by Air Force (1991 Liberty)

MOST FIELD GOALS ATTEMPTED

MSU: 6 vs. NC State (1995 Peach)
Opponent: 3 by Louisville (2017 TaxSlayer)
3 by UCF (2007 Liberty)

MOST FIELD GOALS MADE

MSU: 5 vs. NC State (1995 Peach)
Opponent: 2 by Iowa (2019 Outback)
2 by Louisville (2017 TaxSlayer)
2 by Northwestern (2013 Gator)
2 by NC State (1995 Peach)

TOTAL OFFENSE

MOST YARDS

MSU: 605 vs. Georgia Tech (2014 Orange)
569 vs. NC State (2015 Belk)

Opponent: 577 by Georgia Tech (2014 Orange)
510 by Louisville (2019 Music City)

FEWEST YARDS

MSU: 158 vs. Georgetown (1941 Orange)
195 vs. Nebraska (1980 Sun)
Opponent: 145 by Rice (2013 Liberty)
199 by Iowa (2019 Outback)

MOST PLAYS

MSU: 86 vs. North Carolina (1993 Peach)
84 vs. Georgia Tech (2014 Orange)
Opponent: 90 by Clemson (1999 Peach)
86 by Wake Forest (2011 Music City)

FEWEST PLAYS

MSU: 56 vs. NC State (1963 Liberty)
59 vs. Texas A&M (2000 Independence)
59 vs. Wake Forest (2011 Music City)
Opponent: 48 by Rice (2013 Liberty)
51 by Iowa (2019 Outback)

MISCELLANEOUS TEAM RECORDS

MOST FIRST DOWNS

MSU: 33 vs. Georgia Tech (2014 Orange)
27 vs. Rice (2013 Liberty)
Opponent: 27 by Texas (1999 Cotton)
26 by Georgia Tech (2014 Orange)

FEWEST FIRST DOWNS

MSU: 8 vs. Georgetown (1941 Orange)
12 vs. Kansas (1981 Hall of Fame)
12 vs. Duquesne (1937 Orange)
Opponent: 7 by Rice (2013 Liberty)
11 by Iowa (2019 Outback)

MOST PENALTIES

MSU: 21 vs. Clemson (1999 Peach)
11 vs. Louisville (2017 TaxSlayer)
11 vs. NC State (1963 Liberty)
Opponent: 8 by Clemson (1999 Peach)
7 by Kansas (1981 Hall of Fame)

MOST PENALTY YARDS

MSU: 188 vs. Clemson (1999 Peach)
122 vs. NC State (1963 Liberty)
Opponent: 90 by Georgetown (1941 Orange)
82 by Clemson (1999 Peach)
82 by Kansas (1981 Hall of Fame)

FEWEST PENALTIES

MSU: 1 vs. Duquesne (1937 Orange)
2 vs. Louisville (2019 Music City)
2 vs. Rice (2013 Liberty)
2 vs. Miami (Ohio) (2016 St. Petersburg)
Opponent: 0 by Iowa (2019 Outback)
1 by Duquesne (1937 Orange)

FEWEST PENALTY YARDS

MSU: 5 vs. Duquesne (1937 Orange)
20 vs. Louisville (2019 Music City)
Opponent: 0 by Iowa (2019 Outback)
5 by Duquesne (1937 Orange)

MOST FUMBLES

MSU: 5 vs. Kansas (1981 Hall of Fame)
5 vs. Nebraska (1980 Sun)
Opponent: 3 by North Carolina (1974 Sun)
2 by four teams

MOST FUMBLES LOST

MSU: 4 vs. Nebraska (1980 Sun)
2 vs. Louisville (2019 Music City)
2 vs. Louisville (2017 TaxSlayer)
2 vs. Air Force (1991 Liberty)
2 vs. Wake Forest (2011 Music City)
Opponent: 2 by NC State (1963 Liberty)
1 by 10 teams

INDIVIDUAL RECORDS

PASSING

MOST COMPLETIONS

	No.	Player	Opponent	Bowl
1.	33	Dak Prescott	Georgia Tech	2014 Orange
2.	25	Dak Prescott	NC State	2015 Belk
3.	24	Greg Plump	North Carolina	1993 Peach
4.	18	Chris Relf	Michigan	2011 Gator
5.	17	Tommy Stevens	Louisville	2019 Music City
	17	Dak Prescott	Rice	2013 Liberty
	17	Wayne Madkin	Clemson	1999 Peach
8.	14	Nick Fitzgerald	Iowa	2019 Outback
9.	13	Nick Fitzgerald	Miami [Ohio]	2016 St. Petersburg
10.	13	Derrick Taite	NC State	1995 Peach
11.	12	Tyler Russell	Northwestern	2013 Gator
12.	12	Chris Relf	Wake Forest	2011 Music City
13.	12	Matt Wyatt	Texas	1999 Cotton

MOST ATTEMPTS

	No.	Player	Opponent	Bowl
1.	51	Dak Prescott	Georgia Tech	2014 Orange
2.	42	Dak Prescott	NC State	2015 Belk
3.	40	Greg Plump	North Carolina	1993 Peach
4.	38	Wayne Madkin	Clemson	1999 Peach
5.	32	Nick Fitzgerald	Iowa	2019 Outback
6.	28	Dak Prescott	Rice	2013 Liberty
	28	Tyler Russell	Northwestern	2013 Gator
	28	Derrick Taite	NC State	1995 Peach
9.	26	Tommy Stevens	Louisville	2019 Music City
	26	Nick Fitzgerald	Miami [Ohio]	2016 St. Petersburg

MOST YARDS

	No.	Player	Opponent	Bowl
1.	453	Dak Prescott	Georgia Tech	2014 Orange
2.	380	Dak Prescott	NC State	2015 Belk
3.	287	Greg Plump	North Carolina	1993 Peach
4.	283	Dak Prescott	Rice	2013 Liberty
5.	281	Chris Relf	Michigan	2011 Gator
6.	221	Tommy Stevens	Louisville	2019 Music City
7.	176	Wayne Madkin	Clemson	1999 Peach
8.	156	Matt Wyatt	Texas	1999 Cotton
9.	152	Nick Fitzgerald	Iowa	2019 Outback
10.	141	Derrick Taite	NC State	1995 Peach

MOST TOUCHDOWN PASSES

	No.	Player	Opponent	Bowl
1.	4	Dak Prescott	NC State	2015 Belk
2.	3	Dak Prescott	Georgia Tech	2014 Orange
	3	Dak Prescott	Rice	2013 Liberty
	3	Chris Relf	Michigan	2011 Gator
5.	2	Tommy Stevens	Louisville	2019 Music City
	2	Tyler Russell	Northwestern	2013 Gator
	2	Wayne Madkin	Texas A&M	2000 Independence

MOST INTERCEPTIONS THROWN

	No.	Player	Opponent	Bowl
1.	4	Tyler Russell	Northwestern	2013 Gator
2.	2	Greg Plump	North Carolina	1993 Peach
	2	John Bond	Nebraska	1980 Sun
	2	Chris Relf	Wake Forest	2011 Music City
	2	Nick Fitzgerald	Iowa	2019 Outback

PUNTING

MOST PUNTS

	No.	Player	Opponent	Bowl
1.	11	Blake McAdams	UCF	2007 Liberty
	11	Sonny Bruce	Georgetown	1941 Orange

HIGHEST PUNTING AVERAGE

	Avg. Player (Punts)	Opponent	Bowl
1.	53.0 Andy Russ (3)	NC State	1995 Peach
2.	50.4 Tucker Day (5)	Iowa	2019 Outback
3.	50.0 Dana Moore (5)	Nebraska	1980 Sun

BLOCKED PUNTS

	No.	Player	Opponent	Bowl
		Andre Bennett	NC State	1995 Peach
		Hunter Cornhern	Georgetown	1941 Orange

RECEIVING

MOST RECEPTIONS

	No.	Player	Opponent	Bowl
1.	9	De'Runnya Wilson	Georgia Tech	2014 Orange
	9	Jameon Lewis	Rice	2013 Liberty
3.	8	Willie Harris	North Carolina	1993 Peach
4.	7	Fred Ross	NC State	2015 Belk
5.	6	Stephen Guidry	Louisville	2019 Music City
	6	Joe Morrow	Georgia Tech	2014 Orange
	6	Fred Ross	Georgia Tech	2014 Orange

MOST YARDS

	No.	Player	Opponent	Bowl
1.	220	Jameon Lewis	Rice 2013	Liberty
2.	127	Willie Harris	North Carolina	1993 Peach
3.	117	Joe Morrow	Georgia Tech	2014 Orange
4.	105	De'Runnya Wilson	Georgia Tech	2014 Orange
5.	102	Fred Ross	Georgia Tech	2014 Orange
6.	96	De'Runnya Wilson	NC State	2015 Belk
7.	79	LaDarius Perkins	Michigan	2011 Gator
	79	Mardye McDole	Nebraska	1980 Sun
9.	78	Brandon Holloway	NC State	2015 Belk
10.	76	Stephen Guidry	Louisville	2019 Music City

MOST TOUCHDOWN RECEPTIONS

	No.	Player	Opponent	Bowl
1.	2	Brandon Holloway	NC State	2015 Belk
	2	De'Runnya Wilson	Georgia Tech	2014 Orange
3.	1	Stephen Guidry	Louisville	2019 Music City
	1	Osirus Mitchell	Louisville	2019 Music City
	1	Kylin Hill	Iowa	2019 Outback
	1	Fred Ross	NC State	2015 Belk
	1	De'Runnya Wilson	NC State	2015 Belk
	1	Fred Ross	Georgia Tech	2014 Orange
	1	Malcolm Johnson	Rice	2013 Liberty
	1	LaDarius Perkins	Rice	2013 Liberty
	1	Artimus Samuel	Rice	2013 Liberty
	1	Arceto Clark	Northwestern	2013 Gator
	1	Malcolm Johnson	Northwestern	2013 Gator
	1	Michael Carr	Michigan	2011 Gator
	1	Arceto Clark	Michigan	2011 Gator
	1	Arceto Clark	Wake Forest	2011 Music City
	1	Ricco Sanders	Michigan	2011 Gator
	1	Donald Lee	Texas A&M	2000 Independence
	1	Dicenzo Miller	Texas A&M	2000 Independence
	1	Dontae Walker	Clemson	1999 Peach
	1	Lahitia Grant	Texas	1999 Cotton
	1	Olanda Truitt	North Carolina	1993 Peach
	1	Trenell Edwards	Air Force	1991 Liberty
	1	Michael Haddix	Nebraska	1980 Sun
	1	Fred Walters	Duquesne	1937 Orange

RUSHING

MOST ATTEMPTS

	No.	Player	Opponent	Bowl
1.	27	Keytaon Thompson	Louisville	2017 TaxSlayer
2.	24	Anthony Dixon	UCF	2007 Liberty
	24	Walter Packer	North Carolina	1974 Sun
4.	23	Donald Ray King	Nebraska	1980 Sun
5.	22	James Johnson	Texas	1999 Cotton
6.	20	Nick Fitzgerald	Iowa	2019 Outback
	20	Vick Ballard	Michigan	2011 Gator
	20	Terry Vitrano	North Carolina	1974 Sun
9.	19	LaDarius Perkins	Northwestern	2013 Gator
10.	18	Nick Fitzgerald	Miami [Ohio]	2016 St. Petersburg

MOST YARDS

	No.	Player	Opponent	Bowl
1.	183	Walter Packer	North Carolina	1974 Sun
2.	180	Vick Ballard	Wake Forest	2011 Music City
3.	164	Terry Vitrano	North Carolina	1974 Sun
4.	155	Keytaon Thompson	Louisville	2017 TaxSlayer
5.	143	Dontae Walker	Texas A&M	2000 Independence
6.	134	Nick Fitzgerald	Miami [Ohio]	2016 St. Petersburg
7.	112	James Johnson	Texas	1999 Cotton

MOST RUSHING TOUCHDOWNS

	No.	Player	Opponent	Bowl
1.	3	Keytaon Thompson	Louisville	2017 TaxSlayer
	3	Vick Ballard	Michigan	2011 Gator
	3	Dontae Walker	Texas A&M	2000 Independence
2.	2	Nick Fitzgerald	Miami [Ohio]	2016 St. Petersburg
	2	Dak Prescott	Rice	2013 Liberty
	2	Vick Ballard	Wake Forest	2011 Music City
	2	Walter Packer	North Carolina	1974 Sun



Dak Prescott set MSU bowl game records for completions, passing attempts and yards in the Orange Bowl on Dec. 31, 2014. His three passing touchdowns were also a record at the time.

SCORING

MOST POINTS SCORED

No.	Player	Opponent	Bowl
1.	18 Keytaon Thompson	Louisville	2017 TaxSlayer
	18 Vick Ballard	Michigan	2011 Gator
	18 Dontae Walker	Texas A&M	2000 Independence
2.	16 Tim Rogers	NC State	1995 Peach
3.	12 Nick Fitzgerald	Iowa	2019 Outback
	12 Nick Fitzgerald	Miami [Ohio]	2016 St. Petersburg
	12 Brandon Holloway	NC State	2015 Belk
	12 De'Runnya Wilson	Georgia Tech	2014 Orange
	12 Dak Prescott	Rice	2013 Liberty
	12 Vick Ballard	Wake Forest	2011 Music City
	12 Walter Packer	North Carolina	1974 Sun

MOST FIELD GOALS ATTEMPTED

No.	Player	Opponent	Bowl
1.	6 Tim Rogers	NC State	1995 Peach
2.	3 Jace Christmann	Iowa	2019 Outback
	3 Dana Moore	Kansas	1981 Hall of Fame
3.	2 Jace Christmann	Louisville	2017 TaxSlayer
	2 Evan Sobiesk	Georgia Tech	2014 Orange
	2 Devon Bell	Northwestern	2013 Gator
	2 Brian Hazelwood	Texas	1999 Cotton
	2 Chris Gardner	North Carolina	1993 Peach
	2 Vic Nickels	North Carolina	1974 Sun
	2 Justin Canale	NC State	1963 Liberty

MOST FIELD GOALS MADE

No.	Player	Opponent	Bowl
1.	5 Tim Rogers	NC State	1995 Peach
2.	3 Jace Christmann	Iowa	2019 Outback
3.	2 Evan Sobiesk	Georgia Tech	2014 Orange
	2 Devon Bell	Northwestern	2013 Gator
	2 Vic Nickels	North Carolina	1974 Sun

MISCELLANEOUS

MOST INTERCEPTIONS

No.	Player	Opponent	Bowl
1.	3 Mark McLaurin	Louisville	2017 TaxSlayer
2.	2 Nickoe Whitley	Northwestern	2013 Gator
3.	1 last: Willie Gay Jr.	Iowa	2019 Outback



Mark McLaurin was named the MVP of the 2017 TaxSlayer Bowl after intercepting a school record three passes in the game.

MSU LONG PLAYS

LONGEST RUSH

No.	Player	Opponent	Bowl
72	Vick Ballard	Wake Forest	2011 Music City

LONGEST PASS

No.	Pass	Opponent	Bowl
81	Chris Relf to LaDarius Perkins	Michigan	2011 Gator

LONGEST PUNT

No.	Player	Opponent	Bowl
82	Ike Pickle	Duquesne	1937 Orange

LONGEST FIELD GOAL

No.	Player	Opponent	Bowl
47	Devon Bell	Northwestern	2013 Gator
47	Dana Moore	Nebraska	1980 Sun

LONGEST PUNT RETURN

No.	Player	Opponent	Bowl
50	Keffer McGee	NC State	1995 Peach

LONGEST KICKOFF RETURN

No.	Player	Opponent	Bowl
62	Glen Young	Nebraska	1980 Sun

LONGEST INTERCEPTION RETURN

No.	Player	Opponent	Bowl
46	Willie Gay Jr.	Iowa	2019 Outback

OPPONENT LONG PLAYS

LONGEST RUSH

No.	Player	Team	Bowl
75	Lamar Jackson	Louisville	2017 TaxSlayer

LONGEST PASS

No.	Pass	Team	Bowl
75	Nate Stanley to Nick Easley	Iowa	2019 Outback

LONGEST PUNT

No.	Player	Team	Bowl
63	Bucky Scribner	Kansas	1981 Hall of Fame

LONGEST FIELD GOAL

No.	Player	Team	Bowl
47	Kris Stockton	Texas	1999 Cotton Bowl

LONGEST PUNT RETURN

No.	Player	Team	Bowl
24	Bracey Walker	North Carolina	1993 Peach

LONGEST KICKOFF RETURN

No.	Player	Team	Bowl
41	Martavious Odoms	Michigan	2011 Gator

LONGEST INTERCEPTION RETURN


No.	Player	Team	Bowl
44	Cliff Baskerville	North Carolina	1993 Peach



Chris Relf, named the 2011 Gator Bowl MVP, completed 18 of his 23 passes for 281 yards and three touchdowns, including the longest pass ever by a Bulldog in a bowl game, an 81-yard strike to LaDarius Perkins.



Willie Gay Jr. returned an interception 46 yards to the six-yard line on the opening drive of the second half of the 2019 Outback Bowl, leading to a touchdown two plays later.



MISSISSIPPI STATE DUQUESNE

12 13

January 1, 1937 • Orange Bowl • Miami, Fla.

A desperation 72-yard touchdown pass from tailback Boyd Brumbaugh to end Ernie Heffertie spelled an end to Mississippi State's upset hopes as Duquesne edged the Bulldogs, 13-12, in the first decade of Orange Bowl history.

With time running out, coach John "Little Clipper" Smith's Dukes went to the air. His team had thrown six straight incompletions before Brumbaugh heaved one after fading back all the way to his own 20-yard line. Heffertie cradled it in at the State 25 and scored untouched for the game-winner.

"A shouting, shirt-sleeved crowd of 9,210 went wild when Brumbaugh's bull's eye in the final period pulled the Dukes from almost certain defeat," a local newspaper account detailed.

Coach **Ralph Sasse**'s Bulldogs, who ended the year at a hearty 7-3-1 after the postseason clash, scored first on a 10-yard run by back **Ike Pickle**. Pickle later boomed an 82-yard punt for an Orange Bowl record that still stands.

After Brumbaugh plunged 1 yard and a PAT kick put the Dukes of Pittsburgh, Pennsylvania, ahead, 7-6, State reversed the advantage again when tailback **Pee Wee Armstrong** of Meridian lofted a 40-yard touchdown pass to **Fred Walters** of Laurel to give the Bulldogs a 12-7 lead. That same twosome had combined for a 65-yard scoring pass to give MSU a stunning 13-7 upset at Army during the 1935 season.

Armstrong's scintillating passes had provided State with the impetus to gain the lead. His aerial strikes set up Pickle's touchdown run prior to his throw to Walters to gain Mississippi State the lead.

Brumbaugh later found Heffertie for the game-winning TD pass in the fourth quarter. The Dukes edged State after two Bulldog conversion tries had failed.

The narrow loss to Duquesne was a microcosm of the '36 season for State. The Maroons lost three games by a total of 20 points.

Mississippi State	6	6	0	0	=	12
Duquesne	0	7	0	6	=	13

MSU — Pickle 10 run (kick failed)


DU — Brumbaugh 1 run (Brumbaugh kick)

MSU — Walters 40 pass from Armstrong (kick failed)

DU — Heffertie 72 pass from Brumbaugh (kick failed)

	MSU	DU
First Downs	12	14
Rushing Yards	111	199
Passing Yards	159	110
Passes (C-A-I)	8-23-0	5-15-4
Total Offense	270	309
Fumbles-Lost	0-0	0-0
Penalties-Yards	1-5	1-5





#9 MISSISSIPPI STATE #13 GEORGETOWN

14 7

January 1, 1941 • Orange Bowl • Miami, Fla.

The Associated Press proclaimed following State's standout season: "Mississippi State reigns as the undisputed king of football in the Deep South. State's 13-0 trouncing of Alabama and subsequent acceptance of an Orange Bowl bid eliminated any doubt that the Maroons were gridiron kings of these parts."

Almost a year before the United States of America officially entered World War II, Mississippi State downed the Georgetown Hoyas (who reigned strongly in Eastern football circles in those days), 14-7, in the '41 Orange Bowl to end the year with a 10-0-1 record and a No. 9 ranking nationally.

Coach **Allyn McKeen**'s crew scored in the first quarter when tackle **John Tripson** covered a blocked Hoya punt in the end zone and **Wilbur Dees**' extra point gave the Bulldogs a quick 7-0 lead.

State's rugged defense took control in the second quarter after the Bulldogs had jumped ahead 14-0 when tailback **Billy Jefferson** scored on a 2-yard dive play and **Sonny Bruce** kicked the PAT.

Georgetown dented Coach McKeen's vaunted defense for the lone Hoyas' TD of the day in the third quarter when Benny Castiglia hit paydirt on a 2-yard run. But MSU managed good ball control behind the running of tailback **Harvey Johnson** and the defensive work of All-America end **Buddy Elrod** to secure its first bowl win.

State was led by Starkville native **Hunter Corhern**, a captain of the team and an outstanding guard. MSU was considered to have the finest line in the South during the '40 season, a group that boasted three All-Southeastern Conference performers, plus the aforementioned Elrod, a consensus All-America.

When asked to compare all his great teams at Mississippi State, head coach Allyn McKeen said, "Some of the school's greatest wins came during the 1939 season, but I have to go with the 1940 team as my best."

Mississippi State	7	7	0	0	=	14
Georgetown	0	0	7	0	=	7


MSU — Tripson blocked-punt recovery (Dees kick)

MSU — Jefferson 2 run (Bruce kick)

GU — Castiglia 2 run (Lio kick)

	MSU	GU
First Downs	8	14
Rushing Yards	106	125
Passing Yards	52	104
Passes (C-A-I)	5-11-0	10-23-3
Total Offense	158	229
Fumbles-Lost	2-0	1-0
Penalty Yards	71	90

Attendance: 29,554





MISSISSIPPI STATE NC STATE

16
12

December 21, 1963 • Philadelphia Municipal Stadium • Philadelphia, Pa.

Hot coffee froze on press box ledges between kickoff and halftime, but the action on the field was warm enough to offset eight-degree temperatures and 17 mile-per-hour winds outside as coach **Paul Davis'** Bulldogs took a 16-12 win over NC State.

As the Bulldogs capped a 7-2-2 season before their first national television audience on NBC, with the legendary Lindsey Nelson providing play-by-play, at Philadelphia Stadium a blocked punt helped provide MSU's margin of victory for the second bowl game in a row.

In the first quarter, MSU end **Bill McGuire** blocked a Dave Houtz punt at the NC State 26, and fellow end **Tommy Inman** scooped up the loose football and ran it 11 yards for an MSU score. **Justin Canale's** PAT made it 7-0. Quarterback **Sonny Fisher** gave the Bulldogs a little more breathing room later in the quarter as the Laurel, Mississippi, native sprinted three yards for a second touchdown. Canale's extra-point kick failed, but the future pro football standout later redeemed himself.

He gave MSU a 16-0 second-quarter lead with a 43-yard field goal into the gusty wind.

But NC State made a bit of a comeback bid, aided by 122 yards on 11 penalties assessed against the aggressive Bulldogs. The Wolfpack scored the last two touchdowns of the game, but both two-point conversion attempts failed.

Coach Davis and his team had heaters on the State bench and a plexiglas canopy to protect them from the frigid air.

"The defense did a good job all day, especially considering the conditions," Davis said. "We had a stronger line."



Mississippi State	13	3	0	0	=	16
NC State	0	6	0	6	=	12

MSU — Inman 11 blocked-punt return (Canale kick)

MSU — Fisher 3 run (kick failed)

MSU — Canale 43 FG

NCSU — Rossi 1 run (pass failed)

NCSU — Barlow 5 pass from Rossi (pass failed)

	MSU	NCSU
First Downs	16	15
Rushing Yards	53-275	52-176
Passing Yards	28	58
Passes (C-A-I)	3-6-1	5-12-0
Total Offense	303	234
Fumbles-Lost	2-1	2-2
Penalties-Yards	11-122	3-25


Rushing: (MSU) Granger 13-94, Fisher 16-81 1TD, Burrell, 10-69, Hodges 8-21, Sparks 4-18, Edwards 2-(-8);

(NCSU) Rossi 18-67 1TD, Falzarano 12-42, Scarpati 7-22, Kazarsky 7-21, Clark 7-17, Houtz 1-7.

Passing: (MSU) Edwards 1-1-18-0; Fisher 2-5-10-1; **(NCSU)** Rossi 5-12-58-0 1TD.

Receiving: (MSU) Bland 2-17, Inman 1-11; **(NCSU)** Barlow 3-30 1TD, Clark 1-23, Scarpati 1-5.

Attendance: 8,309



MISSISSIPPI STATE NORTH CAROLINA

26 24

December 28, 1974 • Sun Bowl • El Paso, Texas

Mississippi State's 26-24 Sun Bowl win over North Carolina was one of the truly great contests of the 1974-75 bowl season.

Coach **Bob Tyler**'s Bulldogs, who finished 9-3 and No. 18 in the nation, set the stage for the game when Most Valuable Offensive Player **Terry Vitrano** took a handoff from quarterback **Rockey Felker** and sprinted 55 yards on the game's opening play.

While a rising fog blanketed the field during most of the first half, Vitrano gained big chunks of real estate to end the day with 164 yards on 20 carries, including a game-winning, 2-yard touchdown run.

That run capped a 6:29 drive that ate most of the fourth-quarter clock, ending at the 3:41 mark. Three times MSU faced third downs on the drive and State faced a fourth-and-2 at the UNC 25-yard line, where Felker called his own number, clawing for 15 yards. Felker then ran eight more yards to set up Vitrano winning score.

The drive reminded both Tyler and Felker of the Bulldogs' 29-28 win over Memphis State earlier in the year, a game in which State drove 98 yards in the closing two minutes for the win.

All-America defensive tackle **Jimmy Webb**, named Most Valuable Defensive Player in the game, registered the most critical of his 12 tackles on the day on a fourth-and-short situation at midfield in the fourth quarter to preserve the MSU win.

MSU's All-SEC tailback **Walter Packer** piled up 183 yards on 24 attempts, scoring on runs of 1 and 16 yards while **Vic Nickels** kicked field goals of 24 and 32 yards.

Mississippi State's 455 yards of rushing, which still stand as a Sun Bowl record, were just a bit much for the Tar Heels, coached by MSU grad Bill Dooley.

"This team was better than we expected in a lot of ways," Tyler said. "I think we're a year ahead. We established unity in our program that usually takes two seasons to establish. I've never been more confident or enthusiastic about the future than I am right now."



Mississippi State	7	3	10	6	=	26
North Carolina	7	0	14	3	=	24

MSU — Packer 1 run (Nickels kick)

UNC — Betterson 1 run (Alexander kick)

MSU — Nickels 24 FG

UNC — Betterson 6 run (Alexander kick)

MSU — Packer 16 run (Nickels kick)

UNC — Jerome 29 pass from Kupec (Alexander kick)

MSU — Nickels 32 FG

UNC — Alexander 26 FG

MSU — Vitrano 2 run (kick failed)

	MSU	UNC
First Downs	25	22
Rushes-Yards	68-455	54-277
Passing Yards	44	125
Passes (C-A-I)	3-8-0	5-15-1
Total Offense	499	402
Fumbles-Lost	1-1	3-0
Penalties-Yards	5-45	2-30

RUSHING: (MSU) Packer 24-183 2TD, Vitrano 20-164 1TD, Felker 14-69, Johnson 7-22, Smith 3-17; (UNC) Voight 17-90, Betterson 19-84 2TD, Oliver 9-57, Lamens 4-32, Jerome 4-14, Kupec 1-[-10].

PASSING: (MSU) Felker 2-7-33-0; Johnson 1-1-11-0; (UNC) Kupec 5-15-125-1 1TD.

RECEIVING: (MSU) Lewis 2-27, Barkum 1-17; (UNC) Norton 2-61, Jerome 2-42 1TD, Waddell 1-22.

Attendance: 26,035



#17 MISSISSIPPI STATE #8 NEBRASKA

17 31

December 27, 1980 • Sun Bowl • El Paso, Texas

The scene was the same as six years earlier in the Sun Bowl when Mississippi State engaged a team that had as much talent as any football power in the nation.

This bowl trip proved to be less successful, however, as coach Tom Osborne's Huskers prevailed in a 31-17 contest.


Mississippi State had won five consecutive regular-season games to enter the contest with a 9-2 record under coach **Emory Bellard**, but Nebraska was just a bit too deep and powerful as the Huskers took a 17-0 halftime lead.

State's high-powered offensive attack, which set school records for total offense and rushing offense, cut the margin to 24-17 behind the option play of freshman quarterback **John Bond** of Valdosta, Georgia. He ran for one touchdown on a 1-yard sneak and hit all-SEC tailback **Michael Haddix** of Walnut, Mississippi, for an 11-yard TD pass and MSU's final touchdown.

The day, however, belonged to Nebraska's defense, which held Bond to minus-8 yards rushing on 16 carries, and to seven completions on 19 attempts with two interceptions.

Sophomore kicker **Dana Moore** from Baton Rouge, Louisiana, booted a 47-yard field goal and had a 64-yard punt, enabling him to achieve an MSU-record, 50-yard punting average for the afternoon.

"I am proud of our team and the season we had," Bellard said. "We just flat out gave Nebraska too many opportunities. Our defense played well enough to win. Looking at what we have, we will be back next year."



Mississippi State	0	0	3	14	=	17
Nebraska	7	10	7	7	=	31

UN — Brown 23 run (Seibel kick), 12:30 1st

UN — Seibel 22 FG, 3:23 2nd

UN — Finn 8 pass from Quinn (Seibel kick), 1:57 2nd

MSU — Moore 47 FG, 7:12 3rd

UN — Franklin 2 run (Seibel kick), 2:16 3rd

MSU — Bond 1 run (Morgan kick), 11:44 4th

UN — McCrady 52 pass from Quinn (Seibel kick), 3:21 4th

MSU — Haddix 11 pass from Bond (Morgan kick), 1:00 4th

	MSU	UN
First Downs	15	16
Rushes-Yards	53-93	54-159
Passing Yards	102	159
Passes (C-A-I)	7-19-2	9-19-1
Total Offense	195	318
Fumbles-Lost	5-4	1-1
Penalties-Yards	4-30	4-37

RUSHING: (MSU) King 23-96, Haddix 4-14, Wonsley 1-8, McDole 5-7, Collins 1-2, Parenton 2-(-4), Bond 16-(-8), Moore 1-(-21); **(UN)** Franklin 17-67 1TD, Redwine 13-42, Brown 1-23 1TD, Craig 5-13, Steels 2-9, Kotera 2-7, Johnson 3-3, Quinn 11-(-5).

PASSING: (MSU) Bond 7-19-102-2 1TD; **(UN)** Quinn 9-19-151-1 2TD.

RECEIVING: (MSU) McDole 4-69, Price 1-25, Haddix 1-11 1TD, Doss 1-7; **(UN)** McCrady 2-107 1TD, Brown 2-16, Steels 2-14, Davies 1-9, Finn 1-8 1TD, Kotera 1-5.

Attendance: 34,723.



MISSISSIPPI STATE KANSAS

10 0

December 31, 1981 • Legion Field • Birmingham, Ala.

With Defensive Most Valuable Player and All-America linebacker **Johnie Cooks** of Leland, Mississippi, leading a fierce charge, Mississippi State scored its first bowl shutout win by downing the Kansas Jayhawks of the Big Eight Conference, 10-0, to improve its bowl record to 4-2.

It was, indeed, a day for the defense.

The Bulldogs, aided by a steady mist that fell throughout the day, held Kansas to 35 yards rushing on 40 attempts, intercepted a pair of Jayhawk passes, and forced one fumble. State recorded its first shutout since 1979.

Lightning struck early for the Bulldogs as All-SEC defensive back **Rob Fesmire** of Nashville, Tennessee, recovered a Ricky Green fumble on the opening kickoff and the opportunistic Bulldogs scored on the next play. Quarterback **John Bond**, State's Offensive Most Valuable Player and the game's MVP, sprinted 17 yards around right end on the first play from scrimmage and **Bob Morgan's** PAT gave the Bulldogs an early 7-0 lead.

The place kicker **Dana Moore** iced the game with a 22-yard field goal with just over 11 minutes left in the first half for the final margin of victory. The Bulldogs advanced to 8-4 and moved up to No. 17 in the final AP national poll.

Wingback **Danny Knight** of Natchez, Mississippi, contributed a big 37-yard sprint down the left sideline on a third-and-long situation while Cooks, defensive tackles **Glen Collins**, **Earnest Barnes** and a number of unsung heroes on the specialty teams gathered together to provide the Bulldogs with the ingredients necessary for a satisfying bowl win.

"The whole defensive unit played extremely well," MSU head coach **Emory Bellard** said. "We didn't ring the bell quite enough on offense, but we did move the ball down the field a good bit."

Mississippi State	7	3	0	0	=	10
Kansas	0	0	0	0	=	0

MSU — Bond 17 run (Morgan kick)

MSU — Moore 22 FG

	MSU	KU
First Downs	12	14
Rushing Yards	53-236	40-35
Passing Yards	51	171
Passes (C-A-I)	5-16-0	15-31-2
Total Offense	287	206
Fumbles-Lost	5-1	1-1
Penalties-Yards	10-65	7-82

RUSHING: (MSU) Knight 10-79, Bond 17-79 1TD, King 14-38, Haddix 7-25, Windham 3-5, Edwards 1-5, Wonsley 1-5; (KU) Taylor 20-61, Jones 7-20, Green 1-(-2), Smith 7-(-9), Frederick 5-(-35).

PASSING: (MSU) Bond 5-16-51-0; (KU) Smith 8-22-61-2; Frederick 7-9-110-0.

RECEIVING: (MSU) Haddix 2-16, Price 1-15, Richardson 1-13, Aldredge 1-7; (KU) Taylor 7-41, Johnson 3-34, Capers 2-57, Bastin 2-20, Jones 1-19.

Attendance: 41,672





MISSISSIPPI STATE AIR FORCE

15 38

December 29, 1991 • Liberty Bowl • Memphis, Tenn.

A then-record Liberty Bowl crowd of 61,497 looked on as the wishbone-attack of the Air Force Academy spoiled Mississippi State's return to the bowl scene with a 38-15 victory over the Bulldogs in the 33rd annual Liberty Bowl postseason contest.

Directed by All-WAC quarterback and Liberty Bowl MVP Rob Perez, the Falcons piled up 318 net yards rushing while attempting only two passes in this ESPN telecast. A potent ground attack earned AFA a 37:34-22:26 edge in possession time.

The Falcons jumped on MSU early as they posted three-straight touchdowns before the Bulldogs dented the scoreboard just before halftime. AFA scored on a pair of 1-yard plunges by Jason Jones and Perez in the opening stanza. A 35-yard fumble return by Air Force's Shannon Yates at the 6:12 mark of the second quarter stretched the lead to 21-0.

The Bulldogs got on the scoreboard with the final score of the first half, a 4-yard touchdown pass from quarterback **Sleepy Robinson** to tight end **Trenell Edwards**.

After the intermission, AFA added a third-quarter, 20-yard field goal by Joe Wood and a 31-yard touchdown gallop by Scott Hufford to build the Falcons' insurmountable lead to 31-7 with 14:19 remaining in the contest.

Making its first bowl appearance in 10 years, MSU scored its final points on a 7-yard run by fullback **Michael Davis** with 7:23 left on the game clock.



Mississippi State	0	7	0	8	=	15
Air Force	14	7	3	14	=	38

AFA — Jones 1 run (Wood kick), 5:07 1st

AFA — Perez 1 run (Wood kick), 2:11 1st

AFA — Yates 35 fumble return (Wood kick), 6:12 2nd

MSU — Edwards 4 pass from Robinson (Gardner kick), 0:35 2nd

AFA — Wood 20 FG, 2:31 3rd

AFA — Hufford 31 run (Wood kick), 14:19 4th

MSU — Davis 7 run (Robinson pass from Jordan), 7:23 4th

AFA — Simpson fumble recovery (Wood kick), 6:05 4th

	MSU	AFA
First Downs	18	19
Rushes-Yards	36-163	69-318
Passing Yards	121	10
Passes (C-A-I)	13-24-1	1-2-1
Total Offense	284	328
Fumbles-Lost	3-2	2-0
Penalties-Yards	5-35	4-31
Time of Possession	22:26	37:34

RUSHING: (MSU) Roberts 8-62, Robinson 15-41, Williamson 5-28, Davis 2-18 1TD, Jordan 3-7, Prince 2-7, Galloway 1-0; **(AFA)** Perez 26-114 1TD, Jones 21-73 1TD, Gray 1-33, Hufford 1-31 1TD, Banks 5-23, Baker 4-18, Onuoha 5-12, Young 4-11, Parisi 2-3.

PASSING: (MSU) Robinson 6-12-49-0 1TD; Jordan 7-12-72-1; **(AFA)** Perez 1-2-10-1.

RECEIVING: (MSU) Roberts 4-28, W. Harris 3-37, Edwards 2-25 1TD, Davis 2-19, Prince 1-9, James 1-3; **(AFA)** Wilkie 1-10.

Attendance: 61,497



#24 MISSISSIPPI STATE #19 NORTH CAROLINA

17
21

January 1, 1993 • Georgia Dome • Atlanta, Ga.

Despite jumping out to a 14-0 first-quarter lead, Mississippi State couldn't hold off a North Carolina squad playing an inspired second half as the Tar Heels posted a 21-17 victory in the first Peach Bowl held inside the Georgia Dome.

The Bulldogs jumped on top early, scoring on their first possession when **Greg Plump** found **Olanda Truitt** on a 2-yard touchdown pass. MSU added to that lead when **Kenny Roberts** raced 22 yards on the final play of the first quarter to give the Bulldogs a 14-0 lead.

State had a chance to put the game away in the second quarter, but a pair of Plump-to-Truitt touchdown passes were called back due to Bulldog holding penalties.

Trailing 14-0 at halftime, North Carolina took the second half kickoff and drove 82 yards to score on Natrone Means' 1-yard plunge. Later in the third period, the Tar Heels' Bracey Walker broke through to block a **Todd Jordan** punt and raced 24 yards into the end zone to tie the game at 14-14.

North Carolina took the lead for good early in the fourth quarter when UNC's Cliff Baskerville intercepted a Plump pass and returned it 44 yards for the go-ahead touchdown.

After **Chris Gardner**'s 46-yard field goal made the score 21-17, the Bulldogs had their chances to win the game late. MSU drove inside the Tar Heel 30 twice in the game's final three minutes, but an interception and turnover on downs, respectively, doomed the Bulldogs' final chances.



Mississippi State	14	0	0	3	=	17
North Carolina	0	0	14	7	=	21

MSU — Truitt 2 pass from Plump (Gardner kick), 11:09 1st

MSU — Roberts 22 run (Gardner kick), 0:00 1st

UNC — Means 1 run (Pignetti kick), 12:39 3rd

UNC — Walker 24 blocked-punt return (Pignetti kick), 6:38 3rd

UNC — Baskerville 44 interception return (Pignetti kick), 12:36 4th

MSU — Gardner 46 FG, 8:42 4th

	MSU	UNC
First Downs	24	13
Rushes-Yards	41-144	36-149
Passing Yards	296	106
Passes (C-A-I)	25-45-2	7-17-2
Total Offense	450	255
Fumbles-Lost	1-0	1-1
Penalties-Yards	9-87	4-36
Time of Possession	34:33	25:27

RUSHING: (MSU) Roberts 9-64 1TD, Davis 10-32, T. James 6-24, Prince 5-19, Jordan 1-9, Hudson 1-5, Truitt 1-0, Plump 8-[-9]; **(UNC)** Means 21-128 1TD, Faulkerson 4-9, Thomas 9-6, Jordan 1-3, Brooks 1-3.

PASSING: (MSU) Plump 24-40-2 287 1TD, Jordan 1-4-0 9, Hudson 0-1-0 0; **(UNC)** Thomas 7-16-2 106, Jerry 0-1-0 0.

RECEIVING: (MSU) Wi.Harris 8-127, Roberts 5-49, Truitt 3-31 1TD, Prince 2-23, Clanton 2-21, James 2-0, Ward 1-20, C.Jones 1-16, Knight 1-9; **(UNC)** Brooks 2-60, Jerry 2-20, Means 1-15, Holliday 1-13, Felton 1-[-2].

Attendance: 69,125



#16 MISSISSIPPI STATE #23 NC STATE

24 28

January 2, 1995 • Georgia Dome • Atlanta, Ga.

For the second time in three years, Mississippi State earned a berth in the Peach Bowl. And for the second time in three years, the Bulldogs held a third-quarter lead over its counterpart. But again, State could not maintain that advantage, dropping a 28-24 decision to NC State.

Like it had done two years prior, Mississippi State gained an early advantage in this Peach Bowl match-up. Place kicker **Tim Rogers**, MSU's Offensive Player of the Game, booted a 37-yard field goal just 2:21 into the contest, and the Bulldogs had a 3-0 advantage. It would be the first of a bowl-record and school-standard tying five field goals for Rogers.

But, as NC State was able to do throughout the game, the Wolfpack erased that early lead. Running back Tremayne Stephens capped an 80-yard drive with a 2-yard touchdown run to give NCSU a 7-3 lead.

Rogers and Steve Videtich traded field goals around the first-quarter break before the Bulldogs mounted a touchdown drive of their own. Senior running back **Michael Davis** scored from 11 yards out to give MSU a 13-10 edge.

A pair of big plays opened the door for the Bulldogs to take control of the game as the second half began. Forcing the 'Pack to punt on their first series of the second half, **Andre Bennett** blocked the NC State kick into the end zone for a safety, and MSU had a two-point lead.

On the ensuing free kick, **Keffer McGee** returned the punt an MSU-bowl-record 50 yards, putting the Bulldogs in business at the NCSU 15-yard line. Unable to advance the ball into the end zone, State settled for a Rogers field goal and its lead was just 18-13.

Three plays later, however, **Larry Williams**, State's Defensive Player of the Game, put his team back in scoring position with a standout defensive play. On a second-and-16 play from the NCSU 30, Williams sacked quarterback Terry Harvey, stripped him of the football, and then recovered the pigskin at the 21.

But once again, the Bulldog attack was not able to capitalize, and Rogers was forced to convert a 36-yard field goal.

Rejuvenated by the disaster averted, NC State struck for a game-tying touchdown and two-point conversion at the close of the third period. Harvey hit Dallas Dickerson from three yards out for the score, and then ran for the extra points.

The Wolfpack used a big play of their own, a 62-yard pass play to set up their go-ahead score. Freshman fullback Carlos King bulled in from 11 yards away and State was down 28-21.

Mississippi State	6	7	8	3	=	24
NC State	7	6	8	7	=	28

MSU — Rogers 37 FG, 12:29 1st

NCSU — Stephens 2 rush (Videtich kick), 9:21 1st

MSU — Rogers 21 FG, 2:57 1st

NCSU — Videtich 45 FG, 13:21 2nd

MSU — Davis 11 run (Rogers kick), 7:29 2nd

NCSU — Videtich 36 FG, 0:08 2nd

MSU — Safety (blocked punt), 13:27 3rd

MSU — Rogers 29 FG, 10:45 3rd

MSU — Rogers 36 FG, 8:36 3rd

NCSU — Dickerson 3 pass from Harvey (Harvey run), 1:12 3rd

NCSU — King 11 run (Videtich kick), 13:06 4th

MSU — Rogers 30 FG, 4:47 4th

	MSU	NCSU
First Downs	16	20
Rushes-Yards	35-117	48-172
Passing Yards	185	164
Passes (C-A-I)	14-29-0	14-25-1
Total Offense	302	336
Fumbles-Lost	0-0	2-1
Penalties-Yards	6-53	2-15
Time of Possession	26:49	33:11

RUSHING: (MSU) Davis 13-51 1TD, Bouie 12-51, McCrary 3-10, Moulds 2-10, Clark 2-(-1), Taite 3-(-4); **(NCSU)** Stephens 21-105 1TD, King 6-38 1TD, Brown 7-25, Hill 1-4, Fitzgerald 3-3, Bender 2-3, Harvey 7-0, Grissett 1-(-6).

PASSING: (MSU) Taite 13-28-0 141, Clark 1-1-0 44; **(NCSU)** Harvey 11-18-0 139 1TD, Bender 3-7-1 25.

RECEIVING: (MSU) McCrary 3-39, C. Jones 3-39, Watkins 3-20, McGee 2-62, Bouie 1-11, M. Brown 1-9, Moulds 1-5; **(NCSU)** Dickerson 3-31 1TD, Grissett 2-68, Guffie 2-30, King 2-9, Fitzgerald 2-5, Stephens 1-9, Thomas 1-8, Hill 1-4.

Attendance: 64,902

SOUTHWESTERN BELL COTTON BOWL CLASSIC

#23 MISSISSIPPI STATE #20 TEXAS

11
38

January 1, 1999 • Cotton Bowl • Dallas, Texas

Playing in their first traditional New Year's Day bowl game since the 1941 Orange Bowl, the Bulldogs faced an enormous task in trying to stop the University of Texas and its Heisman Trophy winner Ricky Williams. Behind Williams' then-Cotton Bowl-record 203 yards rushing and two touchdowns, the Longhorns snapped their seven-game losing slide to **Jackie Sherrill** and defeated Mississippi State 38-11 in the Southwestern Bell Cotton Bowl Classic.

Texas struck early in the contest behind the arm of quarterback Major Applewhite. The freshman found Wayne McGarity late in the opening period on a 59-yard scoring strike, giving Texas an early 7-0 lead.

The Longhorns took advantage of good field position and a long pass play to take a 14-0 lead, as Applewhite again called McGarity's number for a 52-yard touchdown with 5:11 to go in the first half.

Mississippi State would close out the scoring in the half with a 39-yard field goal from senior **Brian Hazelwood**.

After showcasing their passing game in the first half, Texas began to exploit a tired Bulldog defense with a running game that featured the NCAA's career rushing leader in Williams, who got the scoring started in the second half with a 37-yard gallop to stretch the Longhorns' lead to 21-3 just 2:26 into the second half. A Kris Stockton field goal would extend the UT lead to 24-3 six minutes later.

The Bulldog offense, led by **James Johnson**'s 112 yards on the ground, still struggled to find its niche against a stubborn Texas defense. An injury to star all-purpose receiver **Kevin Prentiss** in the opening half made their task even more difficult. Unable to keep the weary MSU defense off the field, the Bulldogs were victimized by another Williams' scoring run at the 2:42 mark of the third period as Texas grabbed control of the contest with a 31-3 advantage.



Mississippi State	0	3	0	8	=	11
Texas	7	7	24	0	=	38

UT — McGarity 59 pass from Applewhite (Stockton kick), 2:17 1st

UT — McGarity 52 pass from Applewhite (Stockton kick), 5:11 2nd

MSU — Hazelwood 39 FG, 2:32 2nd

UT — R. Williams 37 run (Stockton kick), 12:34 3rd

UT — Stockton 47 FG, 6:39 3rd

UT — R. Williams 2 run (Stockton kick), 2:42 3rd

UT — Cavin 18 pass from Applewhite (Stockton kick), 0:14 3rd

MSU — Grant 5 pass from Wyatt (J. Johnson rush), 10:07 4th

	MSU	UT
First Downs	18	27
Rushes-Yards	32-87	43-238
Passing Yards	205	225
Passes (C-A-I)	16-40-1	15-26-0
Total Offense	292	463
Fumbles-Lost	2-1	1-0
Penalties-Yards	9-89	5-55
Time of Possession	27:59	32:01

RUSHING: (MSU) J.Johnson 22-112, D.McKinley 2-7, Rainey 1-2, Prather 1-(-3), Madkin 4-(-11), Wyatt 2-(-20); (UT) R.Williams 30-203 2TD, Mitchell 7-26, Brown 3-15, Applewhite 3-(-6).

PASSING: (MSU) Wyatt 12-24-0 156 1TD, Madkin 4-16-1 49; (UT) Applewhite 15-26-0 225 3TD.

RECEIVING: (MSU) Grant 4-62 1TD, K.Cooper 4-38, Love 2-33, Kelly 2-14, J.Johnson 1-22, D.McKinley 1-20, Prentiss 1-8, Butler 1-8; (UT) R.Williams 5-45, McGarity 4-132 2TD, Cavin 3-31 1TD, Lewis 2-26, Nunez 1-(-9).

Attendance: 72,611



#15 MISSISSIPPI STATE CLEMSON

17 7

December 30, 1999 • Georgia Dome • Atlanta, Ga.

Behind the impetus that had been the key all season — defense — Mississippi State downed Clemson, 17-7, in the 1999 Chick-fil-A Peach Bowl in Atlanta's Georgia Dome.

The win gave State its 10th victory of the season, grouping the '99 Bulldogs with MSU's '40 edition which also posted 10 victories.

MSU notched the win despite allowing the most yardage it had all season (391), with 301 of that coming from quarterback Brandon Streeter who passed 50 times in the game.

Defense was the norm in the first half for both squads as the teams played to a scoreless tie at halftime. The closest either team got to a score in the first half was when Clemson advanced to State's 9-yard line late in the first quarter. But Tiger Tony Lazzara's field goal attempt was blocked by Bulldog senior **Robert Bean**, who registered his seventh career blocked kick.

State wasted little time breaking the scoring ice in the second half. After **Pig Prather** returned the opening kickoff after intermission 45 yards to the MSU 47-yard line, the Bulldogs drove 31 yards on seven plays to set up a 39-yard field goal from **Scott Westerfield** at the 12:39 mark.

Three possessions later, Clemson threatened to answer, driving to the State 13 where it faced a fourth-and-7. The Tigers elected to go for it, but the MSU defense held firm, with defensive lineman **John Hilliard** batting down a Streeter pass.

The quarter would end with State leading 3-0. The fourth quarter would be quite a different story in terms of point production, as the teams combined for three touchdowns in the final frame.

State extended its lead to 10-0 on the first full drive of the final period, going 43 yards on 10 plays with quarterback **Wayne Madkin** scrambling for a 2-yard score. The drive was set up at Clemson's 43-yard line on an interception by Bulldog **Eugene Clinton**, one of five State pickoffs in the contest.

Clemson would answer on the ensuing possession with its only score of the night. The Tigers drove 70 yards on eight plays with Streeter diving in from a yard out.

But State was not intimidated. The Bulldogs answered that challenge with a solid eight-play, 57-yard charge of their own. Madkin, the game's Most Valuable Offensive Player, found tailback **Dontae Walker** on the left side and Walker jaunted 15 yards for the touchdown which iced the game for MSU at 17-7 with 4:31 remaining in regulation.



Mississippi State	0	0	3	14	=	17
Clemson	0	0	0	7	=	28

MSU — Westerfield 39 FG, 12:39

MSU — Madkin 2 run (Westerfield kick), 11:40

CU — Streeter 1 run (Lazzara kick), 8:15

MSU — D.Walker 15 pass from Madkin (Westerfield kick), 4:31

	MSU	CU
First Downs	16	24
Rushes-Yards	33-89	34-85
Passing Yards	176	306
Passes (C-A-I)	17-38-0	25-56-5
Total Offense	265	391
Fumbles-Lost	2-1	1-1
Penalties-Yards	21-188	8-82
Time of Possession	30:41	29:19

RUSHING: (CU) Rambert 18-70, Dantzler 9-8, Streeter 4-7 1TD, Wofford 1-5, Witherspoon 1-2, Zachery 1-(-7). (MSU) Madkin 5-37 1TD, Miller 10-24, D.Walker 9-18, Rainey 3-14, Griffith 3-1, Gibson 1-0, Team 2-(-5).

PASSING: (CU) Streeter 24-44-4-301, Dantzler 1-6-1-5. (MSU) Madkin 17-38-0-176 1TD.

RECEIVING: (CU) Gardner 7-75, Wofford 6-147, Lawyer 5-46, Cyrgalis 2-21, Rambert 2-8, Bailey 1-9, Seth 1-3, Reames 1-(-3). (MSU) Miller 3-54, Sirmones 2-21, D.Walker 2-20 1TD, Griffith 2-14, McCaskey 2-9, M.Butler 1-21, Love 1-20, Huntington 1-6, Lee 1-5, Gibson 1-3, Belcher 1-3.

Attendance: 73,315



SANFORD®

INDEPENDENCE
BOWLMISSISSIPPI STATE
TEXAS A&M43
41 (OT)

December 31, 2000 • Independence Bowl • Shreveport, La.

Willie Blade blocked an extra point, **Julius Griffith** ran it to the end zone for a two-point conversion, and **Wayne Madkin** scored from 6 yards out — all in overtime — to give Mississippi State a hard-fought, 43-41 decision over Texas A&M in the snow-filled Independence Bowl.

The Aggies took advantage of a couple of early MSU miscues on the snow-covered field to take a 14-0 edge seven minutes into the game. After scoring following a mishandled MSU snap just over two minutes into the contest, A&M continued to control momentum on fullback Ja'Mar Toombs' 4-yard plunge. Toombs had a game-high 193 yards.

Jackie Sherrill's Bulldogs fought back in the second quarter. With Toombs running through the State defense, **Dontae Walker** returned the favor to the Aggie stoppers, tallying 143 yards of his own. The sophomore took a handoff up the middle and scurried for 40 of those yards over the goal line to cut the lead.

With just over a minute until halftime, State scored behind Madkin. After the junior quarterback rushed for 10 yards, he connected on two pass plays, the second a 4-yard score to **Dicenzo Miller** to tie the game at 14.

A&M bounced back with 31 seconds left in the half to take a 20-14 lead into the locker room. Quarterback Mark Farris lofted a ball high and deep into the heavy falling snow, finding Robert Ferguson on a 42-yard score.

The Aggies tried to put the game out of reach with two fourth-quarter touchdowns. On the opening play of the period, Farris once again went deep, this time connecting with Bethel Johnson on a 35-yard strike. A two-point conversion put the Aggies up 28-21. Toombs extended the lead on the following possession, rushing in from 13 yards to give A&M a 35-21 edge.

Walker cut the lead back to seven as he rushed in from 32 yards out, and, after a **Marco Minor** interception put MSU at the Aggie 4-yard line, Madkin found tight end **Donald Lee** in the end zone for the touchdown that sent the game into overtime, tied 35-35.

In the extra session, Toombs rushed in from 25 yards out on the first play to put A&M up 41-35. Blade reached up and blocked the Aggie extra point try. **Eugene Clinton** picked up the loose ball and pitched to Griffith who ran it in for two points.

Faced with a must-score situation on State's first overtime try, Madkin rushed down to the Aggies' 6-yard line and then took a keeper into the end zone to clinch the 43-41 win in what has become known as "Snow Bowl 2000".

Mississippi State	0	14	7	14	8	=	43
Texas A&M	14	6	0	15	6	=	41

TAMU — Whitaker 9 run (Kitchens kick), 12:56, 1st

TAMU — Toombs 4 run (Kitchens kick), 8:06, 1st

MSU — Walker 40 run (Westerfield kick), 9:22, 2nd

MSU — Miller 4 pass from Madkin (Westerfield kick), 7:22, 2nd

TAMU — Ferguson 42 pass from Farris (Kitchens kick failed), 0:46, 2nd

MSU — Walker 1 run (Westerfield kick), 11:55, 3rd

TAMU — Johnson 35 pass from Farris (Whitaker rush), 14:51, 4th

TAMU — Toombs 13 run (Kitchens kick), 9:20, 4th

MSU — Walker 32 run (Westerfield kick), 8:17, 4th

MSU — D.Lee 3 pass from Madkin (Westerfield kick), 1:30, 4th

TAMU — Toombs 25 run (Kitchens kick failed)

MSU — Griffith PAT return

MSU — Madkin 6 yd run

	MSU	TAMU
First Downs	16	14
Rushes-Yards	40-246	47-209
Passing Yards	71	133
Passes (C-A-I)	9-19-0	9-11-1
Total Offense	317	342
Fumbles-Lost	4-1	1-1
Penalties-Yards	6-45	7-71
Time of Possession	28:59	31:01

RUSHING: (MSU) Walker 16-143 3TD, Miller 11-48, Jus. Griffith 2-17, Madkin 11-38 TD. **(TAMU)** Toombs 35-193 3TD, Whitaker 8-16 TD, Weber 2-2, Farris 2-(-2).

PASSING: (MSU) Madkin 9-19-0-71 2TD. **(TAMU)** Farris 9-11-1-133 2TD.

RECEIVING: (MSU) Miller 4-30 TD, D.Lee 2-29 TD, Lindsey 1-7, Butler 1-3, Jus. Griffith 1-2. **(TAMU)** Ferguson 3-54 TD, Toombs 2-(-4), Johnson 1-35 TD, Porter 1-31, Taylor 1-15, Weber 1-2.

Attendance: 36,974



MISSISSIPPI STATE UCF

10 3

December 29, 2007 • Liberty Bowl Memorial Stadium • Memphis, Tenn.

Mississippi State cashed in on UCF's fourth turnover of the game, marching to the lone touchdown of the day late in the fourth quarter, to defeat the Knights 10-3 in the 49th renewal of the AutoZone Liberty Bowl, a game that was otherwise very defensive in nature.

With the win, MSU ended the 2007 season at 8-5, its most wins since 2000, and improved to 2-0 all-time over UCF which ended the year 10-4 after winning its last seven games and claiming the Conference USA crown. The Bulldogs also improved to 7-6 all-time in bowl games with the victory.

The late score, a 1-yard plunge by running back **Anthony Dixon**, came with just 1:54 remaining in the game. It capped a 10-play, 59-yard drive, State's longest of the day by almost 20 yards, that was setup by Bulldog **Keith Fitzhugh's** interception of Knight quarterback Kyle Israel, his third throwing miscue of the contest.

But until that point in the game, neither team had generated much offense in a game very much controlled by the defenses. Only two second quarter field goals - one by each team - graced the scoreboard in the first three quarters and the teams would combined for just 418 yards of total offense in the affair.

After a scoreless first quarter started what tied the lowest scoring first half in Liberty Bowl history, UCF finally broke scoring ice after gaining excellent field position at the Bulldog 46 early in the second period. The Knights then moved the ball 18 yards to set up a Michael Torres 45-yard field goal that just cleared the crossbar. UCF led 3-0 with 11:49 to go before the intermission.

After the Knights forced a State punt on the next drive, the Bulldogs got their first break of the afternoon. MSU's **Derek Pegues**, named the game's Most Valuable Player, picked off a pass at the Knight 46 and returned it 40 yards to the 6-yard line. UCF stood strong, however, and held MSU to a 22-yard **Adam Carlson** field goal, tying the game at the 6:02 mark.

UCF would have scoring chances on two consecutive drives in the third and fourth quarters but Torres, who came into the game having hit 19-of-21 field goals on the year, would miss from 32 and 37 yards on those drives, negating some offensive momentum that the Knights had built at that point in the contest.

Dixon ended the day with 86 yards on 24 carries for the Bulldogs, who managed just 198 yards from scrimmage the entire game.

The game's attendance of 63,816 established a Liberty Bowl record. The previous record of 61,497 was set in 1991 when the Bulldogs played Air Force.

UCF	0	3	0	0	=	3
Mississippi State	0	3	0	7	=	10

UCF — Torres 45 FG, 11:49, 2nd

MSU — Carlson 22 FG, 6:02, 2nd

MSU — Dixon 1 run, (Carlson kick), 1:54, 4th

	UCF	MSU
First Downs	13	10
Rushes-Yards	47-131	41-160
Passing Yards	88	39
Passes (C-A-I)	10-24-3	8-20-1
Total Offense	219	199
Fumbles-Lost	2-1	0-0
Penalties-Yards	3-25	5-45
Time of Possession	31:08	28:52

RUSHING: (UCF) Smith 35-119, Israel 11-13, Francis 1-(-1). **(MSU)** Dixon 24-86 TD, Burks 2-25, Carroll 6-21, Ducre 6-20, Smith 1-5, Hart 1-4, Team 1-(-1).

PASSING: (UCF) Israel 10-24-3-88. **(MSU)** Carroll 8-18-1-39, Henig 0-2-0-0.

RECEIVING: (UCF) Smith 3-12, Ross 2-27, Rabazinski 2-26, Watters 2-13, Aiken 1-10. **(MSU)** Ducre 3-10, Smith 2-7, Dixon 1-10, Hart 1-8, Burks 1-4.

Attendance: 63,816





#21 MISSISSIPPI STATE MICHIGAN

52 14

January 1, 2011 • EverBank Field • Jacksonville, Fla.

It was an offensive clinic from start to finish for Mississippi State, as the Bulldogs manufactured 485 total yards en route to a dominating 52-14 win against Michigan in the 66th annual Gator Bowl at EverBank Field.

Mississippi State set several school bowl records with points scored (52) and margin of victory (38). In addition, the 485 total yards of offense were second only to the 499 gained against North Carolina in the 1974 Sun Bowl at game's end.

Chris Relf, named the game's MVP, completed 18 of his 23 passes for 281 yards and three touchdowns. Relf, a junior from Montgomery, Alabama, also scored on the ground from 1-yard out and finished with 311 total yards.

As prolific as MSU's offense was, so too was the defense. The Bulldogs held the Wolverines (7-6) to 342 yards, with 153 coming in the opening quarter. Michigan did enjoy a 14-10 lead after the first frame, but failed to score another point the remainder of the game.

Quarterback Denard Robinson was limited to a season-low 51 yards after grounding out 59 in the first quarter. Robinson's arm produced the game's first points when he connected with Roy Roundtree for a 10-yard scoring strike. MSU quickly answered, though, and evened the score when Relf hit **Arceto Clark** from 4 yards out.

On their next possession, the Bulldogs took their first lead at 10-7 on a 42-yard field goal by **Derek DePasquale**. Back came the Wolverines, however, who went back on top following a 27-yard touchdown pass from Robinson to Martavious Odoms.

That play, though, would be Michigan's last highlight of the game. From that point, it was all Mississippi State.

With 11:38 left in the first half, **Vick Ballard** scored the first of his three touchdowns to give MSU a 17-14 lead. Then with 6:35 remaining, Relf found the end zone to extend the advantage to 24-14.

But the Bulldogs weren't done, as they scored again with 25 seconds left, this time on a 15-yard pass from Relf to **Ricco Sanders**, his first career TD reception, for a 31-14 lead.

In the second half, the Bulldogs, who converted 9 of their 17 third-down attempts and were 5-of-5 on fourth down, got two more touchdowns from Ballard covering 1 and 7 yards. Ballard finished the year with 19 rushing touchdowns, breaking the single-season mark of 16 set by **Jackie Parker** in 1952.

MSU's final points were the result of a 31-yard pass from Relf to **Michael Carr**, the first touchdown of his career.

Mississippi State	10	21	14	7	=	52
Michigan	14	0	0	0	=	14

MICH - Roundtree 10 pass from Robinson (Gibbons kick), 10:56, 1st

MSU - Arceto Clark 4 yd pass from Chris Relf (D. DePasquale kick), 5:31, 1st

MSU - D. DePasquale 42 yd field goal, 2:23, 1st

MICH - Odoms, M. 27 yd pass from Robinson, D. (Gibbons, B. kick), 0:34, 1st

MSU - Vick Ballard 2 yd run (D. DePasquale kick), 11:38, 2nd

MSU - Chris Relf 1 yd run (D. DePasquale kick), 6:35, 2nd

MSU - Ricco Sanders 15 yd pass from Chris Relf (D. DePasquale kick), 0:25, 2nd

MSU - Vick Ballard 1 yd run (D. DePasquale kick), 6:19, 3rd

MSU - Vick Ballard 7 yd run (D. DePasquale kick), 0:10, 3rd

MSU - Michael Carr 31 yd pass from Chris Relf (D. DePasquale kick), 10:31, 4th

	MSU	MICH
First Downs	26	17
Rushes-Yards	58-204	25-88
Passing Yards	281	254
Passes (C-A-I)	18-23-1	27-41-1
Total Offense	485	342
Fumbles-Lost	0-0	1-1
Penalties-Yards	3-23	5-40
Time of Possession	35:15	24:45

RUSHING: **(MSU)** Vick Ballard 20-76; L. Perkins 9-40; Robert Elliott 6-36; Chris Relf 15-30; Adrian Marcus 7-24; Tyler Russell 1-minus 2. **(Michigan)** Robinson, D. 11-59; Shaw, Michael 4-19; Smith, Vincent 7-13; Toussaint, F. 2-5; Grady, Kelvin 1-minus 8.

PASSING: **(MSU)** Chris Relf 18-23-1-281. **(Michigan)** Robinson, D. 27-41-1-254.

RECEIVING: **(MSU)** Chris Smith 4-46; Michael Carr 3-65; Arceto Clark 3-45; L. Perkins 2-79; Ricco Sanders 2-23; Brandon Heavens 2-12; Vick Ballard 2-11. **(Michigan)** Roundtree, Roy 9-53; Stonum, Darryl 7-59; Hemingway, J. 4-49; Koger, Kevin 2-42; Smith, Vincent 2-17; Odoms, M. 1-27; Toussaint, F. 1-5; Shaw, Michael 1-2.

Attendance: 68,325



MISSISSIPPI STATE WAKE FOREST

23 17

December 30, 2011 • LP Field • Nashville, Tenn.

Donning the maroon and white for the final time, senior running back **Vick Ballard** put the team on his back as he rushed for a career-high 180 yards and two touchdowns to propel Mississippi State to a 23-17 victory against Wake Forest in the Franklin American Mortgage Music City Bowl.

The Pascagoula, Mississippi, native was named MVP, while his production was the second best in MSU bowl history.

It was the Bulldogs' fifth consecutive bowl win, a streak that tied Rutgers for the longest in the nation at the time. MSU also improved to 9-6 in bowl outings, with a 4-2 mark against ACC foes.

Ballard deserves a bulk of the credit for MSU's latest achievement, breaking free down the sidelines for a 60-yard scoring scamper with 34 seconds left in the opening quarter to even the game at 7-apiece after the Demon Deacons had scored on a 14-yard run by Brandon Pendergrass.

In the second quarter, Mississippi State turned to its passing game to take the lead for good when senior quarterback **Chris Relf** connected with a wide open **Arceto Clark** for a 31-yard scoring strike and a 13-7 advantage following the missed PAT. The touchdown was set up when junior defensive end and All-American **Fletcher Cox** blocked a Wake Forest field goal.

The final points of the half resulted in a 33-yard **Derek DePasquale** field goal which put MSU up, 16-7.

In the second half, though, Wake Forest grabbed the early momentum when Tommy Bohanon closed the gap to 16-14 on a 1-yard plunge. However, it would be as close as the Demon Deacons would get.

Ballard made sure of that in the fourth quarter when he broke free for a 72-yard touchdown, the longest in MSU bowl history, to swell the lead to 23-14.

Wake would score again on a 46-yard field goal by Jimmy Newman, but from that point the MSU defense thwarted any comeback hopes by taking its play to another level.

Offensively, MSU outgained Wake, 382-287. Relf threw for 129 yards on 12-of-19 passing, while also rushing for another 64 yards.

The defense was led by the play of Cox and **Corey Broomfield**, who registered a career-best two tackles behind the line of scrimmage to go along with a team-high nine tackles. It was a unit that recorded 6.0 sacks, the most since having 7.0 in a 47-35 home win against No. 3 Florida on Sept. 30, 2000.



Mississippi State 7 9 0 7 = 23

Wake Forest 7 0 7 3 = 17

WF — Pendergrass 14 run (Newman kick), 4:24 1st

MSU — Vick Ballard 60 run (DePasquale kick), 3:04 1st

MSU — Arceto Clark 31 pass from Chris Relf (DePasquale kick failed), 12:41 2nd

MSU - DePasquale 33 yd field goal, 5:44 2nd

WF - Bohanon 1 run (Newman kick), 11:00 3rd

MSU - Vick Ballard 72 run (DePasquale kick), 12:53 4th

WF - Newman 46 yd field goal, 3:27 4th

	MSU	WF
First Downs	14	21
Rushes-Yards	39-253	38-63
Passing Yards	129	224
Passes (C-A-I)	12-20-2	26-48-0
Total Offense	382	287
Fumbles-Lost	3-2	0-0
Penalties-Yards	6-48	5-39
Time of Possession	24:10	35:50

RUSHING: (MSU) Ballard 14-180, Relf 15-64, Perkins 6-15, Team 2-(-2), Bumphis 2-(-4). **(WF)** Pendergrass 24-73, Reynolds 2-8, Givens 2-6, Bohanon 1-1, Team 1-(-1), Price 8-(-24).

PASSING: (MSU) Relf 12-19-2-129. **(WF)** Price 24-46-0-214, Wulfeck 1-1-0-1, Davis 1-1-0-9.

RECEIVING: (MSU) Smith 5-47, Clark 2-38, Ballard 2-9, M. Johnson 1-37, Perkins 1-1, Bumphis 1-(-3). **(WF)** Campanaro 10-128, Givens 9-54, Pendergrass 2-19, Parker 2-9, Price 1-9, Demby 1-4, Bush 1-1.

Attendance: 55,208



MISSISSIPPI STATE #20 NORTHWESTERN

20 34

January 1, 2013 • EverBank Field • Jacksonville, Fla.

The No. 20 Northwestern Wildcats (10-3) downed the Mississippi State Bulldogs (9-5), 34-20, in the TaxSlayer.com Gator Bowl.

Northwestern wasted no time getting on the board when Quentin Williams returned a **Tyler Russell** interception 29 yards just 47 seconds into the game.

Jeff Budzien added a pair of field goals on the Wildcats next two drives from 34 and 37 yards, respectively. The Bulldog defense then stopped the Northwestern offense on back-to-back drives leading to MSU's first points of the day.

Devon Bell got the scoring going with a 27-yard field goal. After MSU forced a three-and-out, Russell connected with **Arceto Clark** for an 18-yard touchdown and sent State to the locker room only trailing by three.

Nickoe Whitley stopped Northwestern's first drive of the second half with the first of his two interceptions on the day. Three minutes later, Bell tied his career-long with a 47-yard field goal to square the game at 13 apiece.

The Wildcats quickly retook the lead with a six-play, 76-yard drive that only took 1:12 off the clock and then added another touchdown with 1:35 left in the third quarter to take 27-13 lead into the final stanza.

MSU tacked on another touchdown when Russell floated a pass to **Malcolm Johnson** in the center of the end zone just 3:18 into the fourth quarter.

The MSU defense forced another three-and-out on Northwestern's next drive but, Russell's fourth interception of the day was returned 44 yards to the 5-yard line. The Wildcats punched in their final touchdown to secure the win.

Josh Robinson finished the game as State's leading rusher with 91 yards on seven carries. Junior **LaDarius Perkins** added 85 yards on 19 carries.

Clark finished with three catches for 36 yards and a touchdown, while Johnson hauled in two catches for 24 yards and a score. **Chad Bumphis** also grabbed three catches for 18 yards in his final game as a Bulldog.

Russell completed 12-of-28 for 106 yards, two touchdowns and four interceptions.



Mississippi State	0	10	3	7	=	20
Northwestern	10	3	14	7	=	34

NU - Williams 29 yd interception return (Budzien kick), 14:13 1st

NU - Budzien 34 yd field goal, 4:49 1st

NU - Budzien 37 yd field goal, 14:48 2nd

MSU - Devon Bell 27 yd field goal, 4:48 2nd

MSU - Arceto Clark 18 yd reception from Tyler Russell (Bell kick), 1:06, 2nd

MSU - Bell 47 yd field goal, 10:37 3rd

NU - Jones 3 yd run (Budzien kick), 9:25 3rd

NU - Siemian 4 yd run (Budzien kick), :26 3rd

MSU - Malcolm Johnson 14 yd reception from Russell (Bell kick), 11:42 4th

NU - Mark 3 yd run (Budzien kick) 8:10 4th

	MSU	NU
First Downs	18	19
Rushes-Yards	33-186	40-161
Passing Yards	106	196
Passes (C-A-I)	12-29-4	21-36-3
Total Offense	292	357
Fumbles-Lost	0-0	1-0
Penalties-Yards	6-47	2-20
Time of Possession	26:12	33:48

RUSHING: (MSU) Perkins 19-91, Robinson 7-91, Prescott 2-20, Bumphis 1-3, Russell 4-11. **(NU)** Colter 11-73, Mark 13-60, Siemian 2-14, Jones 6-14, Trumpy 3-7, Riley 2-5, Team 3-0.

PASSING: (MSU) Russell 12-28-4-106, Prescott 0-1-0-0. **(NU)** Siemian 12-20-1-120, Colter 9-16-2-76.

RECEIVING: (MSU) Clark 3-36, M. Johnson 2-24, Smith 2-24, Bumphis 3-18, Marcus 1-7, Robinson 1-(-3) **(NU)** Vitale 7-82, Fields 2-41, Jones 5-39, Lawrence 2-18, Prater 2-7, Riley 1-6, Mark 2-3

Attendance: 48,612



MISSISSIPPI STATE RICE

44 7

December 31, 2013 • Liberty Bowl Memorial Stadium • Memphis, Tenn.

Mississippi State ended the year and its 2013 season with a fitting celebration, ousting the Rice Owls, 44-7, to claim victory in the 55th AutoZone Liberty Bowl. The margin of victory was the largest in any bowl game played 2013.

With the win, the Bulldogs secured their fourth straight winning season and **Dan Mullen** earned the record for most bowl wins by any MSU coach ever.

State dominated the game on both sides of the ball, with the defense holding Rice's top-15 national rushing attack to only 61 yards on the ground in the game, while the Bulldog offense racked up 533 total yards on the other side of the ball.

After the Owls took an early 7-0 lead, the Bulldogs went on to score 44 unanswered points in the convincing win. Five different State players scored touchdowns in the contest.

State set school and Liberty Bowl records in the game. Sophomore quarterback **Dak Prescott** accounted for five touchdowns responsible for (a Liberty Bowl record) while throwing for 283 yards and three scores and rushing for two others. Junior receiver **Jameon Lewis** set the all-time MSU record for receiving yards in any game - regular or post season - with 220 yards on nine catches.

MSU ended 2013 on a flurry, winning consecutive overtime games at Arkansas and against arch rival Ole Miss at home to become bowl eligible.



Rice	7	0	0	0	=	7
Mississippi State	7	20	14	3	=	44

RICE — Charles Ross 1 yd run (Boswell kick), 6:41 1st

MSU — LaDarius Perkins 10 yd pass from Dak Prescott (Sobiesk kick), 2:01 1st

MSU — Ashton Shumpert 1 yd run (Sobiesk kick), 9:49 2nd

MSU — Malcolm Johnson 13 yd pass from Dak Prescott (kick blocked), 4:32 2nd

MSU — Artimus Samuel 4 yd pass from Dak Prescott (Sobiesk kick), 0:10 2nd

MSU — Dak Prescott 5 yd run (Sobiesk kick), 7:25 3rd

MSU — Dak Prescott 11 yd run (Sobiesk kick), 1:42 3rd

MSU — Taylor Earhart 19 yd field goal, 4:45 4th

	RICE	MSU
First Downs	7	27
Rushes-Yards	32-61	46-239
Passing Yards	84	294
Passes (C-A-I)	8-16-0	18-30-0
Total Offense	145	533
Fumbles-Lost	2-1	1-1
Penalties-Yards	3-18	2-30
Time of Possession	24:42	35:18

RUSHING: (RICE) Charles Ross 10-28, Jowan Davis 7-21, Luke Turner 4-17, Dennis Parks 1-2, Team 1-(-1), Taylor McHargue 6-(-2), Driphus Jackson 3-(-4). **(MSU)** Dak Prescott 14-78, LaDarius Perkins 13-47, Josh Robinson 3-45, Ashton Shumpert 7-29, Nick Griffin 4-18, Damian Williams 3-11, Sam Cowart 1-6, Josh Hand 1-5.

PASSING: (RICE) Taylor McHargue 8-15-0-84, Driphus Jackson 0-1-0-0. **(MSU)** Dak Prescott 17-28-0-283, Damian Williams 1-2-0-11.

RECEIVING: (RICE) Dennis Parks 3-38, Connor Cella 1-19, Klein Kubiak 1-15, Donte Moore 1-6, Andre Gautreaux 1-4, Jordan Taylor 1-2. **(MSU)** Jameon Lewis 9-220, De'Runnya Wilson 3-37, Malcolm Johnson 1-13, LaDarius Perkins 1-10, Robert Johnson 1-10, Artimus Samuel 1-4, Josh Robinson 1-3, Ashton Shumpert 1-(-3).

Attendance: 57,846



#7 MISSISSIPPI STATE #12 GEORGIA TECH

34 49

December 31, 2014 • Sun Life Stadium • Miami Gardens, Fla.

Mississippi State fell behind 14-0 in the first quarter and Georgia Tech's triple-option attack proved to be the difference in a 49-34 score in the 2014 Capital One Orange Bowl at Sun Life Stadium. It was the Bulldogs' first appearance in the contest in 73 years, capping a 10-win season.

A turnover on MSU's first possession led to a Tech touchdown, setting the tone for the rest of the evening. Both teams combined for nearly 1,200 total yards with most of State's coming through the air and nearly all of Tech's on the ground.

MSU junior quarterback **Dak Prescott** set several records over the course of the evening, throwing for over 400 yards and becoming the all-time record Bulldog holder for yards in a career at MSU, surpassing **Don Smith**. He also set the school single-game record for total offense with exactly 500 yards against Tech, 453 coming through the air. The highlight of the evening was Prescott's Hail Mary 42-yard touchdown pass to **Fred Ross** as time expired in the first half. Ross caught the touchdown off a deflection in the end zone that pulled the Bulldogs to within 21-20.

However, Tech's ground attack quickly got rolling in the second half with a 69-yard touchdown run a minute into the third quarter. The Yellow Jackets scored 21 straight points. MSU's **De'Runnya Wilson** caught two touchdown passes in the fourth quarter but it proved to be too late.



Mississippi State	0	20	0	14	=	34
Georgia Tech	14	7	21	7	=	49

GT — Synjyn Days 3 yd run (Butker kick), 12:38 1st

GT — Darren Waller 41 yd pass from Justin Thomas (Butker kick), 2:37 1st

MSU — Evan Sobiesk 32 yd field goal, 12:57 2nd

MSU — Dak Prescott 5 yd run (Sobiesk kick), 9:53 2nd

MSU — Evan Sobiesk 30 yd field goal, 5:12 2nd

GT — Justin Thomas 13 yd run (Butker kick), 00:29 2nd

MSU — Fred Ross 42 yd pass from Dak Prescott (Sobiesk kick), 00:00 2nd

GT — Synjyn Days 69 yd run (Butker kick), 14:05 3rd

GT — Justin Thomas 32 yd run (Butker kick), 7:58 3rd

GT — Justin Thomas 15 yd run (Butker kick), 4:17 3rd

MSU — De'Runnya Wilson 7 yd pass from Dak Prescott (Sobiesk kick), 14:53 4th

GT — Synjyn Days 4 yd run (Butker kick), 11:54 4th

MSU — De'Runnya Wilson 12 yd pass from Dak Prescott (Sobiesk kick), 2:20 4th

	MSU	GT
First Downs	33	26
Rushes-Yards	33-152	61-452
Passing Yards	453	125
Passes (C-A-I)	33-51-1	7-12-1
Total Offense	605	577
Fumbles-Lost	1-1	1-0
Penalties-Yards	5-40	3-45
Time of Possession	25:13	34:47

RUSHING: (MSU) Josh Robinson 13-75, Dak Prescott 15-47, Ashton Shumpert 4-25, Jameon Lewis 1-5. **(GT)** Synjyn Days 21-171, Justin Thomas 14-121, Zach Laskey 10-63, Charles Perkins 7-59, Deon Hill 5-23, B.J. Bostic 2-15, Dennis Andrews 1-1.

PASSING: (MSU) Dak Prescott 33-51-1-453. **(GT)** Justin Thomas 7-12-1-125.

RECEIVING: (MSU) Joe Morrow 6-117, De'Runnya Wilson 9-105, Fred Ross 6-102, Jameon Lewis 5-63, Malcolm Johnson 3-36, Robert Johnson 2-17, Gus Walley 1-7, Fred Brown 1-6. **(GT)** Darren Waller 5-114, Micheal Summers 2-11.

Attendance: 58,211



NC STATE MISSISSIPPI STATE

28 51

December 30, 2015 • Bank of America Stadium • Charlotte, N.C.

In a fitting end to the greatest career in MSU history, **Dak Prescott** threw for a then-Belk Bowl-record 380 yards and four touchdowns on a rain-soaked field as MSU capped a nine-win season with a 51-28 blowout of NC State in Charlotte.

Selected the game MVP, Prescott completed 25-of-42 passes and ran for 47 yards joining Colin Kaepernick, Tim Tebow, Dan LeFevour as the only players in FBS history to throw for 9,000 yards and run for 2,500 yards in a career. The Bulldog defense set the tone early. On the first play from scrimmage, defensive end **Jonathan Calvin** hit Jacoby Brissett as he released the ball and linebacker **Gerri Green** came up with the diving interception. Five plays later, **Fred Ross** hauled in a pass from Prescott in the left flat, turned up the left sideline and raced 14 yards for a score.

Brissett had another pass picked off later in the first quarter and Prescott capitalized by finding **De'Runnya Wilson** for a 28-yard scoring strike. MSU made it 21-0 when Ross scored on a 33-yard reverse.

Prescott lobbed his third TD pass of the game to Holloway over a blitzing defense to put the Bulldogs up 37-21 late in the third quarter. The senior quarterback hit Holloway in stride on a go route along the right sideline for a 55-yard touchdown in the fourth quarter.

Beniquez Brown and **J.T. Gray** led all tacklers with nine.

Prescott was lifted in the final minute to a standing ovation. The win propelled MSU to back-to-back seasons of at least nine victories for the first time in school history.



NC State	0	14	7	7	=	28
Mississippi State	14	17	6	14	=	51

MSU — Fred Ross 14 yd pass from Dak Prescott (Graves kick), 13:33 1st
MSU — De'Runnya Wilson 28 yd pass from Dak Prescott (Graves kick), 3:31 1st
MSU — Fred Ross 33 yd run (Graves kick), 12:17 2nd
NCSU — Pharoah McKeever 82 yd pass from Jacoby Brissett (Bambard kick), 11:16 2nd
NCSU — Jaylen Samuels 48 yd run (Bambard kick), 6:43 2nd
MSU — Justin Malone 0 yd fumble recovery (Graves kick), 3:18 2nd
MSU — Westin Graves 39 yd field goal, 0:14 2nd
NCSU — Jacoby Brissett 3 yd run (Bambard kick) 7:20 3rd
MSU — Brandon Holloway 10 yd pass from Dak Prescott (kick failed), 1:16 3rd
MSU — Brandon Holloway 55 yd pass from Dak Prescott (Graves kick), 9:41 4th
MSU — Aeris Williams 33 yd run (Graves kick), 5:38 4th
NCSU — Jaylen Samuels 1 yd run (Bambard kick), 0:45 4th

	NCSU	MSU
First Downs	20	26
Rushes-Yards	51-210	35-189
Passing Yards	214	380
Passes (C-A-I)	12-28-2	25-42-1
Total Offense	424	569
Fumbles-Lost	1-0	3-0
Penalties-Yards	4-50	5-55
Time of Possession	32:05	27:55

RUSHING: (NCSU) Nyheim Hines 13-70; Jacoby Brissett. 26-67; Jaylen Samuels 3-53; Dawaka Nichols 6-22; Bra'Lon Cherry. 1-0; TEAM 2-minus 2. (MSU) - Dak Prescott 12-47; Brandon Holloway 13-41; Aeris Williams 3-39; Fred Ross 1-33; Ashton Shumpert 5-27; Dontavian Lee 1-2; Justin Malone 0-0.

PASSING: (NCSU) - Jacoby Brissett 12-28-2-214. (MSU) - Dak Prescott 25-42-1-380.

RECEIVING: (NCSU) - Jumichael Ramos 5-75; David Grinnage 2-18; Johnathan Alston 2-16; Pharoah McKeever 1-82; Bra'Lon Cherry 1-25; Jaylen Samuels; TEAM 1-minus 2. (MSU) - Fred Ross 7-74; De'Runnya Wilson 5-96; Brandon Holloway 4-78; Malik Dear 3-25; Fred Brown 2-41; Donald Gray 2-40; Darriion Hutcherson 2-26.

Attendance: 46,423



MIAMI [OHIO] MISSISSIPPI STATE

16
17

December 26, 2016 • Tropicana Field • St. Petersburg, Fla.

A pair of blocked kicks, a field goal and two touchdown runs from quarterback **Nick Fitzgerald** led Mississippi State to a 17-16 victory over Miami [Ohio] in the 2016 St. Petersburg Bowl. With some last-second theatrics, State's **Nelson Adams** blocked Miami's potential game-winning field goal attempt with five seconds left to lift MSU to the win.

It was MSU's second block of the game with the Bulldogs' **Johnathan Calvin** also knocking down a Miami extra point attempt early in the game that would ultimately provide the one-point difference in State's triumph. Fitzgerald was named MVP of the game after totaling 268 yards and two touchdowns. He completed 13-of-26 passes for 126 yards, while he tied **Anthony Dixon's** program record with his eighth 100-yard rushing game of the year, running for a total of 142 yards and two touchdowns.

After a slow start to the game (State trailed 9-0 in the second quarter), MSU's offense began to pick up near the end of the first half, scoring on a 2-yard keeper by Fitzgerald with 22 seconds left before the intermission. Following a 44-yard touchdown run by Fitzgerald and an interception by sophomore cornerback **Jamoral Graham** in the third quarter, junior place kicker **Westin Graves** gave MSU its first lead of the game in the fourth quarter, hitting a 36-yard field goal to put the Bulldogs up 17-16.

The Bulldogs were paced defensively by senior linebacker **Richie Brown** with nine tackles, in addition to a forced fumble.

Miami [Ohio]	3	6	7	0	=	16
Mississippi State	0	7	7	3	=	17

MIAMI — Nick Dowd 18 yd field goal, 10:07 1st

MIAMI — James Gardner 6 yd pass from Gus Ragland (Nick Dowd kick blocked), 8:36 2nd

MSU — Nick Fitzgerald 2 yd run (Westin Graves kick), 0:22 2nd

MIAMI — Ryan Smith 1 yd pass from Gus Ragland (Nick Dowd kick), 8:11 3rd

MSU — Nick Fitzgerald 44 yd run (Westin Graves kick), 4:15 3rd

MSU — Westin Graves 36 yd field goal, 12:03 4th

	MIAMI	MSU
First Downs	24	18
Rushes-Yards	35-170	33-199
Passing Yards	263	136
Passes (C-A-I)	22-31-1	13-27-0
Total Offense	433	335
Fumbles-Lost	1-1	0-0
Penalties-Yards	3-30	2-25
Time of Possession	35:08	24:52

RUSHING: (MIAMI) Kenny Young 9-67; Gus Ragland. 17-62; Maurice Thomas 3-33; Alonzo Smith 4-20; Team 2-0. **(MSU)** - Nick Fitzgerald 18-134; Aeris Williams 12-64; Malik Dear 1-3; Ashton Shumpert 1-2; Team 1-0.

PASSING: (MIAMI) - Gus Ragland 22-30-1-263; Rokeem Williams 0-1-0-0 **(MSU)** - Nick Fitzgerald 13-26-0-136; Damian Williams 0-1-0-0

RECEIVING: (MIAMI) - Ryan Smith 7-72; James Gardner 5-92; Rokeem Williams 4-38; Kenny Young 3-29; Jared Murphy 1-20; Maurice Thomas 1-6; Alexx Zielinski 1-6. **(MSU)** - Fred Ross 4-44; Malik Dear 2-19; Donald Gray 2-18; Aeris Williams 1-24; Farrod Green 1-13; Keith Mixon 1-11; Justin Johnson 1-8.

Attendance: 15,717





LOUISVILLE #23 MISSISSIPPI STATE

27 31

December 30, 2017 • EverBank Field • Jacksonville, Fla.

With an interim coaching staff in place and injuries keeping big-time player makers off the field, true freshman **Keytaon Thompson**, in his first-ever start at quarterback, turned in a record-breaking performance against Heisman Trophy winner Lamar Jackson and Louisville as MSU capped off a nine-win season and earned the program's third consecutive bowl victory ousting the Cardinals 31-27 in Jacksonville.

Thompson finished 11-of-20 passing for 127 yards and one interception. The true freshman quarterback posted an MSU bowl record with 27 rushing attempts for 147 yards and three rushing scores. Ultimately, MSU racked up 404 yards of offense behind Thompson's leadership.

MSU's defense kept Jackson contained as the Bulldog defense recorded six pass break-ups, 6.0 sacks and four interceptions. Selected as the TaxSlayer Bowl MVP, **Mark McLaurin** tallied three of MSU's four interceptions to set an MSU bowl record.

Louisville led 21-17 at halftime and 24-17 through three quarters, but State rallied to outscore the Cardinals, 14-3, in the final quarter on the strength of two of Thompson's three rushing touchdowns, as well as two of McLaurin's three interceptions.



Louisville	7	14	3	3	=	27
Mississippi State	14	3	0	14	=	31

MSU — Aeris Williams 5 yd run (Christmann kick), 10:47 1st

LOU — Charles Standberry 5 yd pass from Lamar Jackson (Creque kick), 6:35 1st

MSU — Keytaon Thompson 14 yd run (Christmann kick), 3:11 1st

LOU — Lamar Jackson 13 yd run (Creque kick), 10:29 2nd

MSU — Jace Christmann 23 yd field goal, 4:21 2nd

LOU — Jay Smith 11 yd pass from Lamar Jackson (Creque kick), 0:19 2nd

LOU — Blanton Creque 23 yd field goal, 3:14 3rd

MSU — Keytaon Thompson 2 yd run (Christmann kick), 13:22 4th

LOU — Blanton Creque 31 yd field goal, 7:38 4th

MSU — Keytaon Thompson 1 yd run (Christmann kick), 3:39 4th

	LOU	MSU
First Downs	20	23
Rushes-Yards	39-187	55-277
Passing Yards	171	127
Passes (C-A-I)	13-31-4	11-20-1
Total Offense	358	404
Fumbles-Lost	1-0	2-2
Penalties-Yards	6-42	11-100
Time of Possession	30:21	29:39

RUSHING: (LOU) - Lamar Jackson 24-158; Reggie Bonnafon 7-8; Malik Williams 5-13; Dae Williams 3-3.

(MSU) - Keytaon Thompson 27-147; Aeris Williams 12-88; Kylin Hill 8-29; Nick Gibson 6-13; Jesse Jackson 1-1; TEAM 1-minus 1.

PASSING: (LOU) - Lamar Jackson 13-31-4-171. **(MSU)** - Keytaon Thompson 11-20-1-127.

RECEIVING: (LOU) - Jaylen Smith 7-107; Seth Dawkins 3-38; Charles Standberry 2-10; Kemari Averett 1-16. **(MSU)** - Jesse Jackson 3-38; Jordan Thomas 2-36; Reggie Todd 2-32; Jamal Couch 2-28; Dedrick Thomas 2-minus 7.

Attendance: 41,310



#18 MISSISSIPPI STATE IOWA

22 27

January 1, 2019 • Raymond James Stadium • Tampa, Fla.

A late fourth-quarter comeback attempt fell just short for No. 18 Mississippi State on New Year's Day as the Bulldogs dropped a 27-22 decision to Iowa in the Outback Bowl. **Nick Fitzgerald** led the Bulldog offense into Iowa territory with seconds remaining in the contest, but a failed fourth-down attempt handed the victory to the Hawkeyes.

MSU got out to a 6-0 lead with a pair of first-quarter field goals by **Jace Christmann**, but the Hawkeyes cut State's lead in half with a 44-yard kick by Miguel Recinos. Iowa then scored a pair of touchdowns through the air, with Nate Stanley hitting Nick Easley and Ihmir Smith-Marsette, respectively, to give the Hawkeyes a 17-6 lead at the half.

The Bulldogs would come out of the locker room hot to score a pair of touchdowns within 18 seconds of one another. A **Willie Gay Jr.**, interception return to the Iowa 6-yard line set up **Kylin Hill**'s 1-yard push over the goal line on a swing pass from Fitzgerald. A few seconds later, **Mark McLaurin** recovered a fumble on the kickoff return at the Iowa 33. The next play, Fitzgerald scampered for his 101st career touchdown to give State a 19-17 lead.

Iowa would reclaim the lead at 24-19 on an 8-yard touchdown catch by Easley late in the third quarter. Christmann and Recinos exchanged field goals in the fourth, giving Iowa a 27-22 advantage with 5:51. State regained possession with 2:22 left, having to go 68 yards to score the go-ahead touchdown, but with no timeouts remaining. Fitzgerald led the MSU offense into Hawkeye territory, but the nine-play drive ended on an incomplete fourth-down pass with 25 seconds left, turning the ball over on downs. Iowa took a knee to secure the victory.

In his final game as a Bulldog, Fitzgerald totaled 255 yards of total offense, passing for 152 while gaining 103 on the ground for his 21st 100-yard rushing performance. Also playing in his final game at MSU, **Jeffery Simmons** highlighted the defense, notching 1.0 sack and 2.5 tackles for loss to pace the Maroon and White.



Mississippi State	6	0	13	3	=	22
Iowa	0	17	7	3	=	27

MSU - Jace Christmann 44 yd field goal, 6:37 1st

MSU - Jace Christmann 42 yd field goal, 0:45 1st

IOWA - Miguel Recinos 44 yd field goal, 10:02 2nd

IOWA - Nick Easley 75 yd pass from Nate Stanley (Miguel Recinos kick), 7:55 2nd

IOWA - Ihmir Smith-Marsette 15 yd pass from Nate Stanley (Miguel Recinos kick), 6:18 2nd

MSU - Kylin Hill 1 yd pass from Nick Fitzgerald (Nick Fitzgerald pass failed), 11:26 3rd

MSU - Nick Fitzgerald 33 yd run (Jace Christmann kick), 11:08 3rd

IOWA - Nick Easley 8 yd pass from Nate Stanley (Miguel Recinos kick), 1:55 3rd

MSU - Jace Christmann 20 yd field goal, 12:04 4th

IOWA - Miguel Recinos 40 yd field goal, 5:51 4th

	MSU	IOWA
First Downs	15	11
Rushes-Yards	42-190	20-(-15)
Passing Yards	152	214
Passes (C-A-I)	14-32-2	21-31-1
Total Offense	342	199
Fumbles-Lost	1-1	1-1
Penalties-Yards	8-90	0-0
Time of Possession	33:34	26:26

RUSHING: (MSU) - Nick Fitzgerald 20-103; Kylin Hill 12-43; Aeris Williams 6-22; Nick Gibson 1-12; Keytaon Thompson 3-10. **(IOWA)** - Toren Young 3-7; Ihmir Smith-Marsette 5-0; Team 1-minus 1; Mekhi Sargent 7-minus 3; Nate Stanley 4-minus 18.

PASSING: (MSU) - Nick Fitzgerald 14-32-2-152. **(IOWA)** - Nate Stanley 21-31-1-214.

RECEIVING: (MSU) - Stephen Guidry 1-51; Osirus Mitchell 2-42; Aeris Williams 3-19; Dedrick Thomas 2-16; Kylin Hill 3-12; Farrod Green 1-7; Justin Johnson 2-5. **(IOWA)** - Nick Easley 8-104; T.J. Hockenson 3-43; Brandon Smith 3-33; Ihmir Smith-Marsette 4-29; Mekhi Sargent 1-4; Toren Young 2-1.

Attendance: 40,518



MISSISSIPPI STATE LOUISVILLE

28 38

December 30, 2019 • Nissan Stadium • Nashville, Tenn.

Mississippi State dropped a 38-28 decision to Louisville in the Music City Bowl. **Tommy Stevens**, in his final game as a Bulldog, led Mississippi State's offensive attack, registering 221 yards through the air and 71 on the ground. **Stephen Guidry** was the Bulldogs' leading receiver, notching 76 yards on a career-high six receptions as he accounted for one touchdown.

Willie Gay Jr. paced the Bulldog defense with a career-high 11 total tackles, all of which were solo. **Marcus Murphy** and **Tim Washington** followed with 10 and eight stops, respectively. **Kobe Jones** tallied two sacks, the most of his career, while **Marquiss Spencer** and **Aaron Brule** each recorded one. Brule's sack marked the first of his career.

Gay Jr. forced a fumble that was recovered by Washington, for the first fumble recovery of his career. Gay Jr. has recorded an interception, forced fumble or fumble recovery in seven of his last nine games.

With Washington's takeaway, State has collected at least one takeaway in 26 of their last 29 games and has compiled 51 over the stretch.

State raced out to a 14-0 lead at the 10:19 mark in the second quarter after a pair of rushing touchdowns by seniors **Stevens** and **Nick Gibson**.

Louisville found the endzone four times and added a field goal for 31 unanswered points in the second, third and fourth quarters to gain a 31-14 advantage with 13:52 remaining in the contest.

Stevens led the Bulldogs on a 75-yard march to the end zone, highlighted by a 23-yard pass to **Osirus Mitchell** and two receptions by **Farrod Green** and **Geor'quarius Spivey** that resulted in 20 yards. The drive culminated with an 18-yard pass to Guidry to cut the Cardinals' lead to 31-21 at the 10:25 mark.

Louisville extended their lead to 17 as Javian Hawkins capped off a six-play drive with a 5-yard rush into the end zone. Hawkins also recorded a 24-yard rush during the drive.

Stevens scampered 22 yards before connecting on a 20-yard pass to Guidry and 16-yard pass to Green to land at Louisville's 35-yard line. Three plays later, Stevens found Mitchell from 24 yards out to bring the Bulldogs to a final margin of 38-28.



Mississippi State	7	7	0	14	=	28
Iowa	0	10	14	14	=	38

MSU - Tommy Stevens 3 yd run (Jace Christmann kick), 4:48 1st

MSU - Nick Gibson 3 yd run (Jace Christmann kick), 10:19 2nd

LOU - Marshon Ford 33 yd pass from Tutu Atwell (Ryan Chalifoux kick), 7:57 2nd

LOU - Ryan Chalifoux 31 yd field goal, 0:00 2nd

LOU - Devante Peete 24 yd pass from Micale Cunningham (Ryan Chalifoux kick), 5:01 3rd

LOU - Khane Pass 31 yd fumble recovery (Ryan Chalifoux kick), 2:51 3rd

LOU - Marshon Ford 8 yd pass from Micale Cunningham (Ryan Chalifoux kick), 13:52 4th

MSU - Stephen Guidry 18 yd pass from Tommy Stevens (Jace Christmann kick), 10:25 4th

LOU - Javian Hawkins 5 yd run (Ryan Chalifoux kick), 2:13 4th

MSU - Osirus Mitchell 24 yd pass from Tommy Stevens (Jace Christmann kick), 0:27 4th

	MSU	LOU
First Downs	24	23
Rushes-Yards	36-145	44-198
Passing Yards	221	312
Passes (C-A-I)	17-26-0	17-25-0
Total Offense	366	510
Fumbles-Lost	4-2	1-1
Penalties-Yards	2-20	6-50
Time of Possession	28:26	31:34

RUSHING: (MSU) - Tommy Stevens 17-71; Nick Gibson 8-54; Lee Witherspoon 4-17; Kylin Hill 7-3.

(LOU) - Javian Hawkins 23-105; Micale Cunningham 16-81; Tutu Atwell 1-9; Hassan Hall 3-4; Team 1-minus 1.

PASSING: (MSU) - Tommy Stevens 17-26-0-221. **(LOU)** - Micale Cunningham 16-23-0-279; Tutu Atwell 1-2-0-33.

RECEIVING: (MSU) - Stephen Guidry 6-76; Farrod Green 3-23; Osirus Mitchell 2-47; Javonte Payton 2-39; Geor'quarius Spivey 1-13; Dedrick Thomas 1-11; Nick Gibson 1-6; Kylin Hill 1-6. **(LOU)** - Tutu Atwell 9-147; Marshon Ford 3-53; Dez Fitzpatrick 2-37; Justin Marshall 1-29; Devante Peete 1-24; Jordan Davis 1-22.

Attendance: 46,850



SINGLE-GAME DEFENSIVE RECORDS

MOST SACKS

9, Tulane (11-11-1989); at Ole Miss (11-30-1996)

MOST PLAYS AGAINST

104, Samford (10-29-2016)

FEWEST PLAYS AGAINST

35, Samford (9-21-1963)

MOST NET YARDS ALLOWED

736, at Houston (10-4-1969)

FEWEST NET YARDS ALLOWED

26, Samford (9-21-1963)

LOWEST YARDS-PER-PLAY ALLOWED

0.7, Charleston Southern (9-2-2017) [42 for 33 yards]

MOST TOUCHDOWNS ALLOWED

10, at Houston (10-4-1969)

MOST FUMBLES CAUSED

11, Kentucky (10-18-1952); at Alabama (10-31-1981)

MOST FUMBLES RECOVERED

7, at Memphis (10-16-1976); at Alabama (10-31-1981)

MOST TURNOVERS CAUSED

8, Many Times [Last: vs. Florida (9-24-1977)]

MOST RUSHING ATTEMPTS AGAINST

84, at Houston (10-4-1969)

FEWEST RUSHING ATTEMPTS AGAINST

16, at Houston (10-9-2010)

MOST NET RUSHING YARDS ALLOWED

549, at Houston (10-4-1969)

FEWEST NET RUSHING YARDS ALLOWED

-78, Florida (9-30-2000)

MOST INTERCEPTIONS FORCED

6, vs. Arkansas (9-30-1939); Troy (10-12-2002)

MOST PASSING ATTEMPTS AGAINST

70, Samford (10-29-2016)

FEWEST PASSING ATTEMPTS AGAINST

1, Union (9-26-1942)

MOST COMPLETIONS ALLOWED

42, Samford (10-29-2016)

FEWEST COMPLETIONS ALLOWED

0, Many Times [Last: at Florida (9-27-1958)]

MOST NET PASSING YARDS ALLOWED

494, Florida (9-30-2000)

FEWEST NET PASSING YARDS ALLOWED

0, Many Times [Last: at Florida (9-27-1958)]

MOST FIRST DOWNS ALLOWED

36, Texas A&M (11-3-2012)

FEWEST FIRST DOWNS ALLOWED

1, Many Times [Last: Samford (9-21-1963)]

SINGLE-GAME OFFENSIVE RECORDS

TEAM PASSING RECORDS

MOST PASSING ATTEMPTS

54, LSU (9-12-2015)

FEWEST PASSING ATTEMPTS

1, vs. San Francisco (12-5-1942); Tennessee (9-30-1950)

MOST COMPLETIONS

38, at Arkansas (11-21-2015)

FEWEST COMPLETIONS

0, Many Times [Last: Georgia (9-23-1967)]

HIGHEST COMPLETION PERCENTAGE

Min. 10 att.: .909, vs. Florida (9-22-1962) [10 of 11]

Min. 15 att.: .813, at Tulane (9-4-1982) [13 of 16]

Min. 25 att.: .800, Memphis (9-4-2010) [20 of 25]

Min. 30 att.: .744, Florida State (11-9-1968) [29 of 39]

MOST NET PASSING YARDS GAINED

508, at Arkansas (11-21-2015)

SINGLE-GAME PASSING HIGHS

Yds.	Opponent	Date	Stats
508	at Arkansas	11-21-2015	38-of-51, 5TD
466	Tulane	10-22-1994	21-of-30, 4TD
456	vs. Alabama (Birmingham)	11-4-1978	31-of-53, 1TD
453	vs. Georgia Tech (Miami)	12-31-2014	33-of-51, 5TD
421	at Arkansas (Little Rock)	11-17-2007	29-of-51, 4TD
417	Samford	10-29-2016	20-of-35, 5TD
405	at Florida	10-2-1993	24-of-44, 2TD
398	Stephen F. Austin	9-1-2018	15-of-34, 5 TD
384	Kentucky	10-28-2006	22-of-41, 3TD
382	Kentucky	10-24-2015	26-of-36, 3TD
380	vs. NC State (Charlotte)	12-30-2015	25-of-42, 4TD
379	Georgia	9-17-1988	25-of-45, 5TD
378	Florida State	10-14-1978	19-of-34, 5TD
372	Northwestern State	9-19-2015	16-of-18, 4TD
372	Memphis	9-4-2010	20-of-25, 5TD
372	Jacksonville State	9-14-2002	17-of-29, 3TD
370	Memphis	9-4-1993	23-of-43, 3TD
363	vs. Ole Miss (Jackson)	11-25-1978	25-of-46, 1TD
360	at Houston	9-20-2003	24-of-42, 3TD
349	Southern Miss	8-30-2014	23-of-34, 5TD
347	Louisiana Tech	10-17-2015	30-of-43, 3TD
346	BYU	12-1-2001	20-of-28, 3TD
340	at Ole Miss	11-28-2002	23-of-42, 1TD
336	at Memphis	9-1-2011	19-of-31, 3TD
336	Alcorn State	10-2-2010	19-of-29, 2TD
335	LSU	9-12-2015	34-of-54, 1TD
335	Alabama	10-29-1988	21-of-44, 4TD

FEWEST NET PASSING YARDS GAINED

0, Many Times [Last: at Georgia (9-23-1967)]

MOST PASSING TOUCHDOWNS THROWN

5, Murray State (11-2-1946); Florida State (10-14-1978); Georgia (9-17-1988); Memphis (9-4-2010); vs. Georgia Tech (12-31-2014); at Arkansas (11-21-2015), Samford (10-29-2016), Stephen F. Austin (9-1-2018)

MOST INTERCEPTIONS THROWN

8, at Alabama (10-10-1936)

Modern Game: 6, at Cincinnati (10-15-1949); at Arkansas (11-22-2003); at LSU (8-30-2007)

TEAM RUSHING RECORDS

MOST RUSHING ATTEMPTS

78, Louisville (9-18-1976)

FEWEST RUSHING ATTEMPTS

18, at Auburn (11-8-1969)

HIGHEST YARDS-PER-RUSH AVERAGE

9.85, at Kansas State (9-8-2018) [39 for 384 yards]

MOST RUSHING TOUCHDOWNS

12, Cumberland (10-10-1914)

Modern Game: 8, Arkansas State (9-23-1950); Louisville (10-26-1974)

MOST NET RUSHING YARDS GAINED

532, Union (10-25-1941)

Modern Game: 490, at Colorado State (10-10-1981)

FEWEST NET RUSHING YARDS GAINED

-51, Ole Miss (11-28-2008)

SINGLE-GAME RUSHING HIGHS

Yds.	Opponent	Date	Carries, TD
532	Union	10-25-1941	60, 7 TD
490	at Colorado State	10-10-1981	74, 5 TD
464	Arkansas State	10-24-1992	73, 6 TD
460	at Arkansas	11-2-2019	57, 4 TD
457	at Ole Miss	11-26-2016	47, 4 TD
449	Louisville	9-18-1976	78, 3 TD
443	Marshall	10-20-1979	63, 6 TD
427	Memphis	10-11-1958	58, 4 TD
426	Kentucky	10-12-1991	62, 3 TD
423	Vanderbilt	9-19-1981	61, 3 TD
418	at Memphis	10-16-1976	70, 5 TD
415	Arkansas State	10-4-1952	58, 6 TD

TEAM TOTAL OFFENSE RECORDS

MOST PLAYS

100, Arkansas (11-20-2010)

FEWEST PLAYS

38, vs. Georgia (10-17-1959)

MOST NET YARDS GAINED

669, Samford (10-29-2016)

FEWEST NET YARDS GAINED

37, at Ole Miss (11-27-2008)

HIGHEST YARDS-PER-PLAY AVERAGE

9.7, Tulane (10-22-1994) [57 for 554 yds]

SINGLE-GAME TOTAL OFFENSE HIGHS

No.	Opponent (Site)	Date
669	Samford	10-29-2016
647	Northwestern State	9-19-2015
645	at Memphis	9-1-2011
640	at Arkansas	11-2-2019
631	at Arkansas	11-21-2015
618	Stephen F. Austin	9-1-2018
607	Louisiana Lafayette	9-15-2018
605	vs. Georgia Tech (Miami)	12-31-2014
598	at UMass (Foxborough)	9-24-2016
596	Florida State	10-14-1978
593	Kentucky	10-12-1991
586	Kentucky	10-24-2015
581	Louisville	10-26-1974
577	Abilene Christian	11-23-2019
574	Texas A&M	11-5-2016
571	Arkansas State	9-11-1982
570	at LSU	9-20-2014
570	UT Martin	11-5-2011
569	vs. NC State (Charlotte)	12-30-2015
569	Memphis	9-4-2010
566	at Ole Miss	11-26-2016
566	Alcorn State	10-2-2010
559	Texas A&M	10-4-2014
556	at Texas A&M	11-9-2013
556	Alcorn State	9-7-2013
556	at Tulane	9-4-1982
555	Charleston Southern	9-2-2017
554	Tulane	10-22-1994
554	Arkansas State	9-23-1950
553	Louisiana-Monroe	9-16-1972



SINGLE-GAME SPECIAL TEAMS RECORDS

MOST PUNTS

20, vs. TCU (10-24-1936)

FEWEST PUNTS

0, Arkansas (11-19-2016); Troy (9-21-2013); Georgia Tech (10-3-2009); East Tennessee State (10-17-1998); Arkansas State (10-24-1992); Arkansas State (10-14-1961); Murray State (11-2-1946)

HIGHEST YARDS-PER-PUNT AVERAGE

Min. 5 punts: 51.4, at Kentucky (11-9-1996) [5 for 257 yards]

Min. 10 punts: 47.5, at South Carolina (9-28-1996) [10 for 475 yds]

MOST PUNT RETURNS

20, vs. TCU (10-24-1936)

MOST NET PUNTING YARDS GAINED

225, UT Chattanooga (9-29-1946)

MOST PUNT RETURN TOUCHDOWNS

1, Many Times [Last: UMass (11-4-2017)]

MOST KICKOFF RETURNS

10, at Tulane (10-29-1949); at Houston (10-4-1969)

MOST NET KICKOFF RETURN YARDS GAINED

227, at Houston (10-4-1969)

MOST KICKOFF RETURN TOUCHDOWNS

1, Many Times [Last: at Southern Miss (9-5-2015)]



Derek DePasquale converted a Mississippi State single-game record five field goals against UAB on Oct. 23, 2010.

SINGLE-GAME SCORING RECORDS

MOST POINTS ALLOWED

74, at Houston (10-4-1969)

FEWEST POINTS ALLOWED

0, Many Times [Last: Charleston Southern (9-2-2017)]

MOST TOUCHDOWNS ALLOWED

10, at Houston (10-4-1969)

FEWEST TOUCHDOWNS ALLOWED

0, Many Times [Last: at Ole Miss (11-22-2018)]

SINGLE-GAME OPPONENT SCORING HIGHS

Pts.	Opponent (MSU Score)	Site	Date
74	Houston (0)	Houston	10-4-1969
65	South Carolina (39)	Starkville	10-14-1995
61	LSU (6)	Baton Rouge	11-15-1969
61	Vanderbilt (0)	Columbus	10-1-1904
59	LSU (26)	Starkville	10-5-2013
59	Tennessee (21)	Knoxville	11-15-2003
59	Tulane (7)	New Orleans	10-31-1931
59	Alabama (0)	Birmingham	11-30-1922
58	Arkansas (42)	Starkville	11-19-2016
58	Alabama (14)	Tuscaloosa	11-4-1972
56	Auburn (23)	Auburn	9-28-2019
56	Auburn (0)	Birmingham	11-7-1970
55	LSU (0)	Baton Rouge	11-18-1967
55	Alabama (13)	Tuscaloosa	12-1-1945
55	New Orleans Athletic Club (0)	New Orleans	11-21-1896
54	Tulane (6)	New Orleans	10-29-1949
54	Texas (7)	Austin	11-11-1921
53	Alabama (34)	Starkville	10-29-1988
53	Alabama (0)	Montgomery	10-1-1932
53	Alabama (0)	Meridian	10-10-1931
53	Tulane (0)	New Orleans	11-1-1930
52	Auburn (13)	Auburn	11-8-1969

MOST POINTS SCORED

Quarter: 40, Samford (11-18-1910) [3rd]

Quarter (Since 1950): 35, Troy (9-21-2013) [2nd]

Half: 49, Murray State (11-2-1946) [Half]

Half (Since 1950): 45, Troy (9-21-2013) [1st]

Game: 82, Samford (11-18-1910)

Modern Game: 69, Murray State (11-2-1946)

Game (Since 1950): 67, Arkansas State (9-23-50)

FEWEST POINTS SCORED

0, Many Times [Last: at Alabama (11-10-2018)]

MOST TOUCHDOWNS SCORED

14, Samford (11-18-1910)

Modern Game: 10 vs. Sewanee (10-31-1936); Murray State (11-2-1946); Arkansas State (9-23-50)

MOST TWO-POINT PATS MADE

5, Arkansas State (10-10-1959)

MOST TWO-POINT PATS ATTEMPTED

6, Arkansas State (10-10-1959)

MOST FIELD GOALS MADE

5, vs. NC State (1-1-1995); Arkansas (11-21-1998); UAB (10-23-2010)

MOST FIELD GOALS ATTEMPTED

6, vs. NC State (1-1-1995)

MOST PAT KICKS MADE

12, Samford (11-18-1910)

Modern Game: 9, Murray State (11-2-1946)

SINGLE-GAME SCORING HIGHS

Pts.	Opponent (Opponent Score)	Site	Date
82	Samford (0)	Starkville	11-18-1910
80	Union (0)	Starkville	10-19-1907
77	Cumberland (0)	Starkville	10-10-1914
75	Mercer (0)	Columbus	10-24-1907
69	Murray State (0)	Starkville	11-2-1946
68	Sewanee (0)	Jackson	10-31-1936
68	Mississippi College (0)	Starkville	10-13-1917
67	Arkansas State (0)	Starkville	9-23-1950
66	Tulane (22)	Starkville	10-22-1994
66	Mercer (0)	Starkville	11-7-1914
66	Samford (0)	Starkville	10-4-1913
65	Ole Miss (0)	Tupelo	11-6-1915
63	Stephen F. Austin (6)	Starkville	9-1-2018
62	Northwestern St. (13)	Starkville	9-19-2015
62	Troy (7)	Starkville	9-21-2013
62	Birmingham-Southern (0)	Starkville	11-3-1911
62	Marion Military Inst. (0)	Starkville	10-13-1906
61	Middle Tennessee (35)	Starkville	10-28-2000
61	Tulane (0)	Jackson	11-14-1914

LARGEST MARGINS OF VICTORY

HOME (AT SCOTT FIELD)

Margin	Score	Opponent	Date
+82	82-0	Samford	11-18-1910
+80	80-0	Union	10-19-1907
+77	77-0	Cumberland	10-10-1914
+69	69-0	Murray State	11-2-1946
+68	68-0	Mississippi College	10-13-1917
+67	67-0	Arkansas State	9-23-1950
+66	66-0	Samford	10-4-1913
+66	66-0	Mercer	11-7-1914
+62	62-0	Marion [Ala.] Military Institute	10-13-1906
+62	62-0	Birmingham-Southern	11-3-1911
+59	59-0	Tennessee Medical College	11-11-1904
+59	59-0	Louisiana-Monroe	11-2-1996
+57	63-6	Stephen F. Austin	9-1-2018
+56	56-0	Millsaps College	10-7-1944

ROAD (AWAY FROM SCOTT FIELD)

Margin	Score	Opponent	Date
+75	75-0	*Mercer	10-24-1907
+68	68-0	*Sewanee	10-31-1936
+65	65-0	*Ole Miss	11-6-1915
+61	61-0	*Tulane	11-14-1914
+45	59-14	Memphis	9-1-2011
+43	43-0	Meridian Athletic Club	10-24-1903
+40	47-7	Kentucky	10-29-1994
+38	52-14	*Michigan	1-1-2011
+38	38-0	South Carolina	9-26-1998
+38	38-0	Marion [Ala.] Military Institute	10-20-1905
+37	44-7	*Rice	12-31-2013
+36	57-21	Louisiana Tech	9-9-2017
+36	36-0	Houston	9-18-1965
+35	55-20	Ole Miss	11-26-2016
+33	33-0	Vanderbilt	10-17-1942
+33	33-0	Chattanooga	10-14-1916
+32	35-3	Ole Miss	11-22-2018
+32	35-3	South Alabama	9-13-2014

* - denotes Neutral Site Contests

LARGEST MARGINS OF DEFEAT

Margin	Score	Opponent	Site	Date
-74	0-74	Houston	Houston	10-4-1969
-61	0-61	Vanderbilt	Columbus	10-1-1904
-59	0-59	Alabama	Birmingham	11-30-1922
-56	0-56	Auburn	Birmingham	11-7-1970
-55	0-55	NOAC	New Orleans	11-21-1896
-55	0-55	LSU	Baton Rouge	11-18-1967
-55	6-61	LSU	Baton Rouge	11-15-1969
-53	0-53	Tulane	New Orleans	11-1-1930
-53	0-53	Alabama	Meridian	10-10-1931
-53	0-53	Alabama	Montgomery	10-1-1932
-52	0-52	LSU	Baton Rouge	11-20-1896
-52	7-59	Tulane	New Orleans	10-31-1931
-52	0-52	Florida	Gainesville	9-29-2001
-51	0-51	LSU	Baton Rouge	9-25-2004
-50	0-50	LSU	Baton Rouge	11-7-1908




COMEBACKS AND LAST-MINUTE HEROICS (SINCE 1970)

LARGEST FOURTH-QUARTER COMEBACKS

Pts.	Opponent	Date	**Time Remaining	Score	Time Final Lead Taken	Final Score
14	Ole Miss	11-23-2007	7:51	0-14	0:12	17-14
14	Ole Miss	11-25-1999	12:49	6-20	0:04	23-20
14	Memphis	10-5-1985	9:12	14-28	0:00	31-28
13	at Auburn	10-9-1999	2:28	3-16	0:19	18-16
12	at Kentucky	10-31-1992	5:55	21-33	0:37	37-36
11	at Arkansas	11-21-2015	12:54	31-42	3:05	51-50
9	at Tennessee	9-23-1986	7:32	14-23	4:40	27-23
7	at Arkansas	11-18-2017	3:58	21-14	0:17	28-21
7	Kentucky	11-3-2001	13:09	7-14	7:31	17-14
7	UCF	10-25-1997	6:38	21-28	5:13	35-28
7	Memphis	8-30-1997	9:53	3-10	0:00	13-10
7	Tennessee	9-24-1994	9:32	14-21	0:36	24-21
7	Arkansas State	9-7-1985	3:41	7-14	2:28	22-14
7	Tulane	10-19-1985	11:56	20-27	0:02	31-27

LARGEST DEFICIT OVERCOME TO WIN A GAME

Pts.	Opponent	Date	**Time Remaining	Score	Time Final Lead Taken	Final Score
16	at Auburn	10-9-1999	0:56 (3)	0-16	0:19 (4)	18-16
14	at Arkansas	11-18-2017	5:20 (1)	0-14	0:17 (4)	28-21
14	Louisiana Tech	10-17-2015	4:27 (1)	0-14	0:57 (2)	45-20
14	Arkansas	11-22-2008	7:12 (1)	0-14	5:59 (2)	31-28
14	Ole Miss	11-23-2007	7:51 (4)	0-14	0:12 (4)	17-14
14	vs. Texas A&M	12-31-2000	9:22 (2)	0-14	-- (OT)	43-41
14	Ole Miss	11-25-1999	12:49 (3)	6-20	0:04 (4)	23-20
14	Tennessee	9-24-1994	12:17 (3)	7-21	0:36 (4)	24-21
14	Memphis	10-5-1985	9:12 (4)	14-28	0:00 (4)	31-28
\$ 14	Ole Miss	11-19-1977	5:22 (2)	0-14	12:05 (4)	18-14
12	Kentucky	11-4-1999	13:21 (2)	7-19	0:05 (4)	23-22
12	at Kentucky	10-31-1992	5:55 (4)	21-33	0:37 (4)	37-36
11	at Arkansas	11-21-2015	11:56 (4)	31-42	3:05 (4)	51-50
11	Kentucky	9-6-1997	9:59 (3)	10-21	1:10 (4)	35-27
11	Kentucky	10-28-1995	0:39 (2)	14-25	4:51 (4)	42-32
10	Memphis	8-30-1997	4:54 (2)	0-10	0:00 (4)	13-10



On Nov. 18, 2017, MSU trailed 14-0 and then 21-14 at Arkansas with 4:00 remaining in the game before Nick Fitzgerald threw two touchdowns in the final two drives to complete a remarkable road comeback for a 28-21 win.

GAMES WON IN LAST POSSESSION

Date	Opponent	Score	Winning Play#	Time
10/1/1977	at Kansas State \$	24-21	D. Johnson 24-yard pass from B. Threadgill	1:16
10/24/1981	at Auburn	21-17	D. Knight 18-yard pass from J. Bond	1:00
11/13/1982	LSU	27-24	D. Moore 45-yard FG	0:23
11/17/1984	LSU	16-14	A. Cosby 27-yard FG	1:15
10/5/1985	Memphis	31-28	A. Cosby 54-yard FG	0:00
10/9/1989	at Southern Miss	26-23	J. Logan 34-yard FG	0:04
10/31/1992	at Kentucky	37-36	W. Harris 5-yard pass from G. Plump (K. Roberts run)	0:37
9/30/1997	Memphis	13-10	B. Hazelwood 53-yard FG	0:00
11/21/1998	Arkansas	22-21	B. Hazelwood 27-yard FG	0:07
11/4/1999	Kentucky	23-22	S. Westerfield 45-yard FG	0:05
11/25/1999	Ole Miss	23-20	S. Westerfield 44-yard FG	0:04
12/31/2000	vs. Texas A&M	43-41	W. Madkin 6-yard run	First OT
10/23/2004	Florida	38-31	J. Norwood 37-yard run	0:32
9/23/2006	UAB	16-10	O. Conner 21-yard run	First OT
11/23/2007	Ole Miss	17-14	A. Carlson 48-yard FG	0:12
9/24/2011	Louisiana Tech	26-20	L. Perkins 17-yard pass from C. Relf	First OT
11/23/2013	Arkansas	24-17	D. Williams 25-yard run	First OT
11/28/2013	Ole Miss	17-10	D. Prescott 3-yard run	First OT
11/18/2017	at Arkansas	28-21	D. Thomas 6-yard pass from N. Fitzgerald	0:17

OTHER GAMES WON IN THE LAST TWO MINUTES

Date	Opponent	Score	Winning Play#	Time
10/26/1991	at Auburn	24-17	K. Roberts 61 run	1:49
9/24/1994	Tennessee	24-21	K. Watkins 2 pass from D. Taite	0:36
10/15/1994	at South Carolina	41-36	C. Jones 26 pass from D. Taite	1:04
10/9/1999	at Auburn	18-16	M. Butler 11 pass from M. Wyatt	0:19
10/23/1999	LSU	17-16	R. Gibson 1 run	1:39
12/29/2007	vs. UCF	10-3	A. Dixon 1 run	1:54

** — time remaining when first points of comeback were registered

— conversion included where it provided the margin of victory

\$ — game later forfeited by the NCAA

^ — game later vacated by the NCAA

OVERTIME RECORD: 5-5

Date	Opponent	Location	Result
11/23/1996	Arkansas	Starkville	L, 13-16 (1OT)
10/21/2000	LSU	Baton Rouge, La.	L, 38-45 (1OT)
11/18/2000	Arkansas	Starkville	L, 10-17 (1OT)
12/31/2000	vs. Texas A&M	Shreveport, La.	W, 43-41 (1OT)
9/23/2006	UAB	Birmingham, Ala.	W, 16-10 (1OT)
11/20/2010	Arkansas	Starkville	L, 31-38 (2OT)
9/24/2011	Louisiana Tech	Starkville	W, 26-20 (1OT)
11/23/2013	Arkansas	Little Rock, Ark.	W, 24-17 (1OT)
11/28/2013	Ole Miss	Starkville	W, 17-10 (1OT)
10/14/2016	BYU	Provo, Utah	L, 21-28 (2OT)

MSU's road overtime record: 2-2

MSU's home overtime record: 2-3

MSU's neutral site overtime record: 1-0



SINGLE-SEASON DEFENSIVE RECORDS

MOST PLAYS AGAINST

977 (2014)

FEWEST PLAYS AGAINST

431 (1936)

Since 1950: 504 (1958)

MOST NET YARDS ALLOWED

5,968 (2016)

FEWEST NET YARDS ALLOWED

1,010 (1936)

Since 1950: 2,070 (1963)

LOWEST YARDS-PER-PLAY ALLOWED

2.34 (1936) [431 for 1,010 yards]

Since 1950: 3.34 (1999) [734 for 2,448 yards]

LOWEST YARDS-PER-GAME ALLOWED

101.0 (1936) [1,010 in 10 games]

Since 1950: 207.0 (1963) [2,070 in 10 games]

MOST TOUCHDOWNS ALLOWED

63 (2003)

FEWEST TOUCHDOWNS ALLOWED

4 (1936)

Since 1950: 9 (1963)

MOST RUSHING ATTEMPTS AGAINST

608 (1977)

FEWEST RUSHING ATTEMPTS AGAINST

328 (1936)

Since 1950: 373 (1958)

MOST NET RUSHING YARDS ALLOWED

2,853 (1986)

FEWEST NET RUSHING YARDS ALLOWED

505 (1940)

Since 1950: 736 (1999)

LOWEST YARDS-PER-RUSH ALLOWED

1.44 (1940) [350 for 505 yards]

Since 1950: 1.83 (1999) [403 for 736 yards]

LOWEST RUSHING YARDS-PER-GAME ALLOWED

50.5 (1940) [505 in 10 games]

Since 1950: 66.9 (1999) [736 in 11 games]

FEWEST RUSHING TOUCHDOWNS ALLOWED

Modern Era: 2 (1936)

Since 1950: 4 (1963)

MOST PASSING ATTEMPTS AGAINST

505 (2014)

FEWEST PASSING ATTEMPTS AGAINST

102 (1950)

MOST COMPLETIONS ALLOWED

291 (2016)

FEWEST COMPLETIONS ALLOWED

40 (1936)

Since 1950: 50 (1956 & 1953)

MOST NET PASSING YARDS ALLOWED

3,660 (2016)

FEWEST NET PASSING YARDS ALLOWED

325 (1936)

Since 1950: 635 (1957)

LOWEST PASSING YARDS-PER-GAME ALLOWED

32.5 (1936) [325 in 10 games]

Since 1950: 63.9 (1953) [639 in 10 games]

FEWEST PASSING TOUCHDOWNS ALLOWED

Modern Era: 2 (1960, 1953 & 1936)

MOST INTERCEPTIONS

Rank	Interceptions	Year
1.	22	1994
2.	19	1970
	19	2000
	19	2012
5.	18	1967
	18	1977
	18	1992
	18	2007
9.	17	1963
	17	1972
	17	2009

MOST SACKS

Rank	Sacks	Year
1.	39.0	2018
	39.0	1996
3.	38.0	1991
4.	37.0	2014
5.	36.0	2017
	36.0	1998
7.	34.0	1999
8.	33.0	1989
9.	32.0	1985
10.	31.0	2000

MOST TACKLES FOR LOSS

103 (2018)

MOST POINTS ALLOWED

471 (2003)

FEWEST POINTS ALLOWED

6 (1903)

Modern Era: 25 (1936)

Since 1950: 82 (1963)

HIGHEST POINTS-PER-GAME ALLOWED

39.25 (2003) [471 in 12 games]

LOWEST POINTS-PER-GAME ALLOWED

2.5 (1936) [25 in 10 games]

Since 1950: 8.2 (1963) [82 in 10 games]

MOST SHUTOUTS BY

7 (1913 & 1936)

Since 1950: 3 (1950 & 1963)

MOST FIRST DOWNS ALLOWED

298 (2016)

FEWEST FIRST DOWNS ALLOWED

51 (1936)

Since 1950: 101 (1957)

MOST FUMBLES CAUSED

45 (1976)

MOST FUMBLES RECOVERED

29 (1953)

MOST TURNOVERS CAUSED

43 (1970)

SINGLE-SEASON SPECIAL TEAMS RECORDS

TOTAL PUNTS

Rank	Punts	Year
1.	96	1967
2.	82	2008
3.	80	1971
	80	2007
5.	75	1989

* Fewest punts: 41 (1955)

PUNTING AVERAGE

Rank	Average	Year
1.	43.6	1973
2.	43.1	1996
3.	43.0	1997
4.	42.9	2014
5.	42.8	1992

MOST PUNT RETURNS

70 (1936)

Since 1950: 47 (1956)

MOST NET PUNT RETURN YARDS GAINED

778 (1936)

Since 1950: 521 (1971)

MOST PUNT RETURN TOUCHDOWNS

3 (1965, 1971, 1981 & 1998)

MOST KICKOFF RETURNS

61 (2009)

MOST NET KICKOFF RETURN YARDS GAINED

1514 (2009)

MOST KICKOFF RETURN TOUCHDOWNS

2 (1910)

Modern Era: 1, Many Times (Last: 2015)

SINGLE-SEASON SCORING RECORDS

MOST POINTS SCORED

480 (2014)

HIGHEST POINTS-PER-GAME AVERAGE

36.9 (2014) [480 in 13 games]

FEWEST POINTS SCORED

0 (1895 & 1896)

Modern Era: 38 (1949)

Since 1950: 49 (1967)

MOST TOUCHDOWNS SCORED

64 (2014)

MOST TWO-POINT CONVERSIONS MADE

8 (1958)

MOST TWO-POINT CONVERSIONS ATTEMPTED

13 (1958)

MOST FIELD GOALS MADE

18 (1999)

MOST FIELD GOALS ATTEMPTED

27 (1992)

MOST PAT KICKS MADE

60 (2014)

MOST PAT KICKS ATTEMPTED

64 (2014)



SINGLE-SEASON PASSING RECORDS

YARDAGE

Rank	Yardage	Year
1.	4,113	2015
2.	3,649	2014
3.	3,178	2013
4.	3,091	2012
5.	2,726	2016
6.	2,637	1978
7.	2,611	2002
8.	2,433	1999
9.	2,424	2003
	2,424	2010

YARDS-PER-GAME

Rank	Yardage	Year
1.	316.4	2015
2.	280.7	2014
3.	244.5	2013
4.	239.7	1978
5.	237.8	2012
6.	221.2	1999
7.	220.2	1985
8.	217.6	2002
9.	214.9	1969
10.	214.9	2001

COMPLETION PERCENTAGE

Rank	Percentage	Year
1.	.662	2015
2.	.617	2014
3.	.590	2019
	.590	2013
5.	.587	2012
6.	.583	2010
7.	.575	2009
8.	.571	1953
9.	.569	1978
10.	.567	2011

ATTEMPTS

Rank	Attempts	Year
1.	500	2015
2.	442	2002
3.	429	2013
4.	424	2012
5.	423	2014
6.	411	2016
7.	406	1988
8.	395	2003
9.	385	2008
10.	372	2007

COMPLETIONS

Rank	Completions	Year
1.	331	2015
2.	261	2014
3.	253	2013
4.	249	2012
5.	230	2016
6.	226	2002
7.	210	2008
8.	207	2003
9.	198	2011
10.	191	2017

TOUCHDOWNS

Rank	Touchdowns	Year
1.	33	2015
2.	31	2014
3.	28	2012
4.	24	2016
5.	22	2018
6.	19	2019
	19	2011
8.	18	2013
	18	2010
10.	17	1994
	17	2017

FEWEST ATTEMPTS

Modern Era: 73 (1957)

FEWEST COMPLETIONS

Modern Era: 26 (1957)

FEWEST NET YARDS GAINED

Modern Era: 502 (1963)

MOST INTERCEPTIONS THROWN

25 (1949, 2003)

SINGLE-SEASON RUSHING RECORDS

ATTEMPTS

Rank	Rushes	Year
1.	651	1980
2.	648	1981
3.	644	1976
4.	634	2017
5.	619	2010

YARDS

Rank	Yards	Year
1.	3,272	2017
2.	3,135	1980
3.	3,030	2014
4.	2,997	2016
5.	2,971	1976

YARDS-PER-GAME

Rank	Average	Year
1.	285.0	1980
2.	270.1	1976
3.	264.3	1979
4.	263.5	1982
5.	251.7	2017

TOUCHDOWNS

Rank	Touchdowns	Year
1.	31	1974
2.	30	2017
3.	29	2014
	29	2013
5.	28	1980
	28	2010

FEWEST ATTEMPTS

Modern Era: 341 (1962)

FEWEST NET YARDS GAINED

Modern Era: 716 (1969)

HIGHEST YARDS-PER-RUSH AVERAGE

5.7 (2018) [514 for 2907 yards]

SINGLE-SEASON TOTAL OFFENSE RECORDS

TOTAL PLAYS

Rank	Plays	Year
1.	1001	2014
2.	987	2017
3.	956	2013
4.	943	2016
5.	927	2015
6.	907	2010
7.	880	2007
8.	863	2002
9.	862	2011
10.	848	2012

TOTAL OFFENSIVE YARDS

Rank	Yards	Year
1.	6,679	2014
2.	5,986	2015
3.	5,723	2016
4.	5,647	2013
5.	5,442	2017
6.	5,217	2010
7.	5,201	2019
8.	5,166	2018
9.	4,965	2012
10.	4,643	2011

PER GAME OFFENSE

Rank	Average	Year
1.	513.8	2014
2.	460.5	2015
3.	440.2	2016
4.	434.4	2013
5.	422.0	1982
6.	418.6	2017
7.	401.3	2010
8.	400.1	2019
9.	397.4	2018
10.	386.4	2000

TOTAL FIRST DOWNS

Rank	First Downs	Year
1.	334	2014
2.	305	2013
3.	302	2015
4.	299	2017
5.	287	2016
6.	280	2019
7.	268	2010
8.	262	2012
9.	255	2018
10.	241	2011

FEWEST PLAYS

Modern Era: 502 (1962)

FEWEST NET YARDS GAINED

Modern Era: 1638 (1967)

HIGHEST YARDS-PER-PLAY AVERAGE

6.7 (2014) [1001 for 6679 yards]

MOST TOUCHDOWNS (RUSH & PASS)

60 (2014)



RUSHING RECORDS

RUSHING ATTEMPTS

GAME	Player	Att.	Opp.	Date	Yds.
1.	Michael Davis	40	Ole Miss	11-27-1993	154
2.	James Johnson	36	Alabama	11-14-1998	237
3.	Tommy Garrison	35	Texas Tech	10-7-1967	110
4.	Jerious Norwood	34	Ole Miss	11-26-2005	204
5.	Michael Davis	33	South Carolina	10-16-1998	128
	Anthony Dixon	33	Kentucky	10-31-2009	252
	Vick Ballard	33	Arkansas	11-20-2010	150
8.	Tom McWilliams	32	LSU	10-21-1944	139
	Tom McWilliams	32	Tulane	11-1-1947	145
	Keffer McGee	32	Baylor	9-16-1995	132
	Anthony Dixon	32	UAB	10-6-2007	152

SEASON

	Player	Att.	Year	Yds.	Avg.
1.	Anthony Dixon	287	2007	1,066	3.7
2.	Anthony Dixon	257	2009	1,391	5.4
3.	Kylin Hill	242	2019	1,350	5.6
4.	Aeris Williams	236	2017	1,107	4.7
	James Johnson	236	1998	1,383	5.9
6.	Keffer McGee	235	1995	1,072	4.6
7.	Nick Fitzgerald	221	2018	1,121	5.1
8.	James Johnson	217	1997	1,069	4.9
9.	Wayne Jones	212	1973	1,193	5.6
10.	Dak Prescott	210	2014	986	4.7

CAREER

Player	Att.	Years	Yds.	Avg.
1. Anthony Dixon	910	2006-09	3,994	4.4
2. Nick Fitzgerald	601	2015-18	3,607	6.0
3. Michael Davis	578	1991-94	2,721	4.7
4. Jerious Norwood	573	2002-05	3,222	5.6
5. John Bond	572	1980-83	2,280	4.0
6. Dak Prescott	536	2012-15	2,521	4.7
7. LaDarius Perkins	530	2010-13	2,554	4.8
8. Don Smith	485	1983-86	1,868	3.9
9. Walter Packer	483	1973-76	2,820	5.8
10. James Johnson	453	1997-98	2,452	5.4

RUSHING YARDS

GAME	Player	Yds.	Opp.	Date	Att.
1.	Nick Fitzgerald	258	Ole Miss	11-26-2016	14
2.	Anthony Dixon	252	Kentucky	10-31-2009	33
3.	Jerious Norwood	247	Houston	10-22-2005	24
4.	James Johnson	237	Alabama	11-14-1998	36
5.	Kylin Hill	234	Arkansas	11-2-2019	21
6.	Kevin Bouie	217	Kentucky	10-29-1994	23
7.	Kylin Hill	211	Kansas State	9-8-2018	17
8.	James Johnson	209	Kentucky	11-7-1998	28
9.	Jerious Norwood	204	Ole Miss	11-26-2005	34
10.	Jerious Norwood	201	UAB	10-9-2004	24

SEASON

	Player	Yds.	Year	Att.	Avg.
1.	Anthony Dixon	1,391	2009	257	5.4
2.	James Johnson	1,383	1998	236	5.9
3.	Nick Fitzgerald	1,375	2016	218	7.1
4.	Kylin Hill	1,350	2019	242	5.6
5.	Josh Robinson	1,203	2014	190	6.3
6.	Wayne Jones	1,193	1973	212	5.6
7.	Vick Ballard	1,189	2011	193	6.2
8.	Jerious Norwood	1,126	2005	191	5.9
9.	Nick Fitzgerald	1,121	2018	221	5.1
10.	Aeris Williams	1,107	2017	236	4.7

CAREER

	Player	Yds.	Years	Att.	Avg.
1.	Anthony Dixon	3,994	2006-09	910	4.4
2.	Nick Fitzgerald	3,607	2015-18	601	6.0
3.	Jerious Norwood	3,212	2002-05	573	5.6
4.	Walter Packer	2,820	1973-76	483	5.8
5.	Michael Davis	2,721	1991-94	578	4.7
6.	Michael Haddix	2,558	1979-82	425	6.0
7.	LaDarius Perkins	2,554	2010-13	530	4.8
8.	Dak Prescott	2,521	2012-15	536	4.7
9.	Kylin Hill	2,477	2017-p	437	5.7
10.	James Johnson	2,452	1997-98	453	5.4

MOST NET YARDS GAINED (QB)

Game: 258, Nick Fitzgerald at Ole Miss (11-26-2016)

Season: 1,375, Nick Fitzgerald (2016)

Career: 3,607, Nick Fitzgerald (2015-18; also SEC record)

MOST NET YARDS GAINED (FRESHMAN)

Game: 198, Dennis Johnson at Memphis (10-19-1974)

Season: 720, John Bond (1980)

RUSHING YARDS PER GAME

SEASON	Player	YPG	Year	Games	Yds.
1.	Anthony Dixon	126.50	2009	11	1391
2.	James Johnson	115.30	1998	12	1383
3.	Wayne Jones	108.45	1973	11	1193
4.	Nick Fitzgerald	105.77	2016	13	1375
5.	Kylin Hill	103.85	2019	13	1350
6.	Jerious Norwood	102.36	2005	11	1126
6.	Keffer McGee	97.45	1995	11	1072
7.	James Johnson	97.18	1997	11	1069
8.	Jerious Norwood	95.45	2004	11	1050
9.	Nick Fitzgerald	93.42	2018	12	1121
10.	Josh Robinson	92.54	2014	13	1203

Career (Min. 20 games): 106.6, James Johnson (1997-98) [2,452 in 23 games]

Career (Min. 40 games): 83.2, Anthony Dixon (2006-09) [3,994 in 48 games]

YARDS PER RUSH

Game (Min. 5 att.): 19.5, Blondy Black, Duquesne (11-14-1942) [6 for 117 yards]

Game (Min. 10 att.): 18.4, Nick Fitzgerald at Ole Miss (11-26-2016) [14 for 258 yards]

Game (Min. 20 att.): 11.1, Kylin Hill at Arkansas (11-2-2019) [21 for 234 yards]

Game (Min. 30 att.): 7.6, Anthony Dixon vs. Kentucky (10-31-2009) [33 for 252 yards]

Season (Min. 90 att.): 7.1, Nick Fitzgerald (2016) [195 for 1,375 yards]

Season (Min. 100 att.): 7.1, Nick Fitzgerald (2016) [195 for 1,375 yards]

Career (Min. 400 att.): 6.0, Nick Fitzgerald (2015-18) [601 for 3,607]; Michael Haddix (1979-82) [425 for 2,558 yards]

LONGEST RUSHES

Player	Yards	Opponent	Date
1. Stanley Howell	98	Southern Miss	10-27-1979
2. Blondy Black	97	Duquesne	11-14-1942
3. Ode Burrell	90	Tulane	10-12-1962
Fred Collins	90	Ole Miss	11-24-1979
5. John Bond	87	Auburn	10-23-1982
Kenny Roberts	87	Vanderbilt	9-2-1989
7. Blondy Black	85	San Francisco	12-6-1941
Walter Packer	85	LSU	11-15-1975
9. Don Smith	84	Southern Miss	10-6-1984
10. James Johnson	83	Alabama	11-15-1997

100-YARD RUSHING GAMES

SEASON	Player	Games	Year
1.	Anthony Dixon	8	2009
	Nick Fitzgerald	8	2016
	Kylin Hill	8	2019
4.	Nick Fitzgerald	7	2018
	James Johnson	7	1998
	Wayne Jones	7	1973
7.	Nick Fitzgerald	6	2017
	Vick Ballard	6	2011
	Dicenzo Miller	6	2000
	Dontae Walker	6	2000
	Don Smith	6	1986
	Walter Packer	6	1974

CAREER

Player	Games	Years
1. Nick Fitzgerald	21	2015-18
2. Anthony Dixon	17	2006-09
3. Jerious Norwood	13	2002-05
4. James Johnson	12	1997-98
5. Walter Packer	12	1973-76
6. Kylin Hill	11	2017-pr.
7. Vick Ballard	10	2010-11
Dicenzo Miller	10	1998-01
Michael Davis	10	1991-94
Michael Haddix	10	1979-82

MOST 100-YARD RUSHING GAMES (QB)


Season: 8, Nick Fitzgerald (2016)

Career: 21, Nick Fitzgerald (2015-18; also SEC record)

MOST CONSECUTIVE 100-YARD RUSHING GAMES

Season: 6, Dicenzo Miller (2000)

Career: 6, Dicenzo Miller (2000)



Nick Fitzgerald left MSU as the school record-holder for most 100-yard rushing games (21), which also is an SEC record among quarterbacks.



RUSHING TOUCHDOWNS

GAME				
Player	TDs	Opp.	Date	
1. Harry McArthur	7	Cumberland	10-10-1914	
Harry Furman	7	Mercer	10-24-1907	
Harry Furman	7	Southern Baptist	10-21-1907	
4. Nick Fitzgerald	4	Louisiana Lafayette	9-15-2018	
Nick Fitzgerald	4	Arkansas	11-19-2016	
James Johnson	4	UCF	10-25-1997	
Keffer McGee	4	Louisiana-Monroe	9-30-1995	
John Bond	4	LSU	11-12-1983	
James Jones	4	Memphis	9-23-1978	
Art Davis	4	LSU	11-13-1954	
Jackie Parker	4	Arkansas State	10-4-1952	

SEASON

Player	TDs	Year	Att.	Yds.
1. Vick Ballard	19	2010	186	968
2. Nick Fitzgerald	16	2016	195	1,375
Jackie Parker	16	1952	126	455
4. Nick Fitzgerald	14	2017	162	984
Dak Prescott	14	2014	210	986
Anthony Dixon	14	2007	287	1,066
Harry Furman	14	1907	--	--
8. Nick Fitzgerald	13	2018	221	1,121
Dak Prescott	13	2013	134	829
Keffer McGee	13	1995	235	1,072
John Bond	13	1983	164	612

CAREER

Player	TDs	Years	Att.	Yds.
1. Nick Fitzgerald	46	2015-18	601	3,607
2. Anthony Dixon	42	2006-09	910	3,994
3. Dak Prescott	41	2012-15	536	2,521
4. Vick Ballard	29	2010-11	379	2,157
5. Michael Davis	27	1991-94	578	2,721
6. James Johnson	24	1997-98	453	2,452
John Bond	24	1980-83	572	2,280
Jackie Parker	24	1952-53	201	663
9. Dontae Walker	22	1999-02	417	1,875
10. Don Smith	21	1983-86	485	1,868

TOTAL OFFENSE RECORDS

TOTAL YARDS

GAME				
Player	Yds.	Opponent	Date	Stats
1. Dak Prescott	554	Arkansas	11-21-2015	46r/508p
2. Nick Fitzgerald	536	Samford	10-29-2016	119r/417p
3. Dak Prescott	500	Georgia Tech	12-31-2014	47r/453p
4. Derrick Taite	468	Tulane	10-22-1994	2r/466p
5. Keytaon Thompson	473	Stephen F. Austin	9-1-2018	109r/364p
6. Dak Prescott	465	Kentucky	10-24-2015	117r/348p
7. Nick Fitzgerald	459	Arkansas	11-19-2016	131r/328p
8. Wes Carroll	441	Arkansas	11-17-2007	20r/421p
9. Dak Prescott	427	NC State	12-30-2015	47r/380p
10. Nick Fitzgerald	415	UMass	9-24-2016	110r/305p

SEASON

Player	Year	Rush	Pass	Total
1. Dak Prescott	2014	986	3,449	4,435
2. Dak Prescott	2015	588	3,793	4,381
3. Nick Fitzgerald	2016	1,375	2,423	3,798
4. Tyler Russell	2012	(-5)	2,897	2,892
5. Nick Fitzgerald	2018	1,121	1,767	2,888
6. Don Smith	1985	554	2,332	2,886
7. Dak Prescott	2013	829	1,940	2,769
8. Nick Fitzgerald	2017	984	1,782	2,766
9. Chris Relf	2010	713	1,789	2,502
10. Dave Marler	1978	(-31)	2,422	2,391

CAREER

Player	Years	Plays	Rush	Pass	Total
1. Dak Prescott	2012-15	1,705	2,521	9,376	11,897
2. Nick Fitzgerald	2015-18	1,543	3,607	6,207	9,814
3. Don Smith	1983-86	1,223	1,868	5,229	7,097
4. John Bond	1980-83	1,237	2,280	4,621	6,901
5. Wayne Madkin	1998-01	1,121	146	6,336	6,482
6. Tyler Russell	2010-13	815	117	5,441	5,558
7. Kevin Fant	2000-03	635	(-207)	5,631	5,424
8. Derrick Taite	1993-96	924	173	5,232	5,405
9. Chris Relf	2008-11	860	1,575	3,297	4,872
10. Tommy Pharr	1967-69	976	569	3,720	4,289

YARDS PER GAME AVERAGE

Season: 485.7, Dak Prescott (2015) [6,314 in 13 games]
Career: 242.8, Dak Prescott (2012-15) [11,897 in 49 games]

PLAYS

Game: 70, Dak Prescott at Alabama (11-15-2014)

Season: 637, Dak Prescott (2015)

Career: 1,709, Dak Prescott (2012-15)

TOUCHDOWNS RESPONSIBLE FOR GAME

7. Keytaon Thompson, Stephen F. Austin (9-1-2018); Nick Fitzgerald, Samford (10-29-2016); Dak Prescott at Arkansas (11-21-2015)

SEASON

Player	Year	Rush	Pass	TDs
1. Dak Prescott	2014	14	27 & 1 rec.	42
2. Dak Prescott	2015	10	29	39
3. Nick Fitzgerald	2016	16	21	37
4. Nick Fitzgerald	2018	13	16	29
Nick Fitzgerald	2017	14	15	29
6. Tyler Russell	2012	2	24	26
7. Dak Prescott	2013	13	10 & 2 rec.	25
8. Jackie Parker	1952	16	8	24
9. Don Smith	1985	6	15	21
10. Vick Ballard	2010	19	0	19

CAREER

Player	Years	Rush	Pass	TDs
1. Dak Prescott	2012-15	41	70 & 3 rec.	114
2. Nick Fitzgerald	2015-18	46	55	101
3. Don Smith	1983-86	21	31	52
4. Anthony Dixon	2006-09	46	0	46
5. Tyler Russell	2010-13	3	42	45
6. John Bond	1980-83	24	18	42
7. Wayne Madkin	1998-01	7	34	41
8. Derrick Taite	1993-96	2	38	40
9. Jackie Parker	1952-53	24	15	39
10. Chris Relf	2008-11	9	28	37



Dak Prescott (2012-15) departed MSU with a total of 38 program records (single-game, single-season and career).

ALL-PURPOSE RECORDS

TOTAL ALL-PURPOSE YARDS

GAME				
Player	Yds.	Opponent	Date	Stats
1. Nick Turner	344	Tennessee	11-15-2003	41 rush / 37 receive / 163 KOR / 103 PR
2. LaDarius Perkins	319	Ole Miss	11-27-2010	98 rush / 140 receive / 65 KOR / 16 PR
3. James Johnson	312	Alabama	11-14-1998	237 rush / 75 receive
4. Jameon Lewis	267	Rice	12-31-2013	220 receive / 27 KOR / 20 PR
5. Anthony Dixon	266	Kentucky	10-31-2009	252 rush / 14 receive
6. David Smith	265	LSU	11-15-1969	-12 rush / 102 receive / 175 KOR
7. Jerious Norwood	265	Houston	10-22-2005	247 rush / 9 receive / 9 PR
8. LaDarius Perkins	261	Troy	9-15-2012	179 rush / -3 receive / 85 KOR
9. Eric Moulds	258	LSU	9-10-1994	95 receive / 163 KOR
Nick Fitzgerald	258	Ole Miss	11-26-2016	258 rush

SEASON

Player	Season	Yds.	Rush	Rec.	KR	PR
1. Nick Turner	2003	1,664	696	93	565	310
2. Josh Robinson	2014	1,573	1,203	370	0	0
3. Kevin Prentiss	1998	1,546	68	681	458	339
4. Jameon Lewis	2013	1,537	117	923	446	51
5. Kylin Hill	2019	1,530	1,350	180	0	0
6. Anthony Dixon	2009	1,514	1,391	123	0	0
7. Dicenso Miller	2000	1,513	1,005	344	62	102
8. LaDarius Perkins	2012	1,509	1,024	160	325	0
9. James Johnson	1998	1,481	1,383	98	0	0
10. Nick Fitzgerald	2016	1,384	1,375	9	0	0

CAREER

Player	Years	Yds.	Rush	Rec.	KR	PR
1. Anthony Dixon	2006-09	4,443	3,994	449	0	0
2. LaDarius Perkins	2010-13	4,253	2,554	714	969	16
3. Walter Packer	1973-76	4,169	2,820	171	1,166	12
4. Tony James	1989-92	3,973	218	561	1,862	1,332
5. Jerious Norwood	2002-05	3,750	3,212	186	309	43
6. Nick Fitzgerald	2015-18	3,616	3,607	9	0	0
7. David Smith	1968-70	3,572	80	2,168	1,131	193
8. Chad Bumphis	2009-12	3,380	232	2,270	526	352
9. Mardye McDole	1977-80	3,353	430	2,214	427	282
10. Dicenso Miller	1998-01	3,274	2,209	732	186	147

YARDS PER PLAY

GAME (MIN. 5 PLAYS)

34.0, Eric Moulds, Tulane (10-22-1994) [7 for 238 yds]

GAME (MIN. 10 PLAYS)

23.3, Kevin Prentiss vs. Tennessee (12-5-1998) [10 for 233 yds]

SEASON

23.0, Eric Moulds (1994) [55 for 1,263 yards]

CAREER (MIN. 150 PLAYS)

17.8, Glen Young (1979-82) [162 for 2,883 yards]

CAREER (MIN. 200 PLAYS)

14.5, Mardye McDole (1977-80) [232 for 3,353 yards]

PLAYS

GAME

40, Michael Davis, Ole Miss (11-27-1993)

SEASON

276, Anthony Dixon (2007)

CAREER

966, Anthony Dixon (2006-09)



PASSING RECORDS

PASSING ATTEMPTS
GAME

53, Joe Reed at LSU (11-14-1970)

SEASON

	Player	Att.	Year	Yds.	Pct.	Cmp.
1.	Dak Prescott	477	2015	3,793	.662	316
2.	Dak Prescott	396	2014	3,449	.616	244
3.	Tyler Russell	394	2012	2,897	.586	231
4.	Nick Fitzgerald	361	2016	2,423	.543	196
5.	Kevin Fant	351	2003	2,151	.530	186
6.	Tony Shell	335	1988	1,884	.457	153
7.	Tommy Pharr	319	1968	1,838	.542	173
8.	Don Smith	312	1985	2,332	.458	143
9.	Kevin Fant	311	2002	1,918	.524	163
10.	Derrick Taite	309	1995	2,241	.534	165

CAREER

	Player	Att.	Years	Cmp.	Yds.
1.	Dak Prescott	1,169	2012-15	734	9,376
2.	Nick Fitzgerald	942	2015-18	511	6,207
3.	Wayne Madkin	887	1998-01	462	6,336
4.	Kevin Fant	866	2000-03	461	5,631
5.	Don Smith	738	1983-86	342	5,229
6.	Derrick Taite	734	1993-96	362	5,232
7.	Tony Shell	715	1988-90	349	4,292
8.	Tyler Russell	699	2010-13	410	5,441
9.	John Bond	665	1980-83	307	4,621
10.	Tommy Pharr	648	1967-69	339	3,720

COMPLETIONS
GAME

33, Dak Prescott at Arkansas (11-21-2015)

SEASON

	Player	Cmp.	Year	Att.	Yds.
1.	Dak Prescott	316	2015	477	3,793
2.	Dak Prescott	244	2014	396	3,449
3.	Tyler Russell	231	2012	394	2,897
4.	Nick Fitzgerald	196	2016	361	2,423
5.	Kevin Fant	186	2003	351	2,151
6.	Tommy Pharr	173	1968	319	1,838
7.	Derrick Taite	165	1995	309	2,241
8.	Kevin Fant	163	2002	311	1,918
	Dave Marler	163	1978	287	2,422
10.	Dak Prescott	156	2013	267	1,940

CAREER

	Player	Cmp.	Years	Att.	Yds.
1.	Dak Prescott	734	2012-15	1169	9,376
2.	Nick Fitzgerald	511	2015-18	942	6,207
3.	Wayne Madkin	462	1998-01	887	6,336
4.	Kevin Fant	461	2000-03	866	5,631
5.	Tyler Russell	410	2010-13	699	5,441
6.	Derrick Taite	362	1993-96	734	5,232
7.	Tony Shell	349	1988-90	715	4,292
8.	Don Smith	342	1983-86	738	5,229
9.	Tommy Pharr	339	1967-69	648	3,720
10.	John Bond	307	1980-83	665	4,621

CONSECUTIVE COMPLETIONS
ONE GAME

11, Garrett Shrader, Kentucky (9-21-2019); Dave Marler vs. Tennessee (10-28-1978)

TWO GAMES

17, Dave Marler, Florida State & vs. Tennessee (10-14 & 10-28-1978)

COMPLETION PERCENTAGE
GAME (MIN. 9 ATT.)

1,000, Jackie Parker, Ole Miss (11-28-1953) [9 of 9]

GAME (MIN. 15 ATT.)

.813, John Bond at Tulane (9-4-1982) [13 of 16]

GAME (MIN. 25 ATT.)

.766, Dak Prescott, Texas A&M (10-4-14) [20 of 26]

SEASON (MIN. 50 ATT.)

	Player	Pct.	Year	Cmpt.	Att.
Cmp.					
1.	Dak Prescott	.662	2015	316	477
2.	Dak Prescott	.616	2014	244	396
3.	Tommy Stevens	.602	2019	97	161
4.	Chris Relf	.600	2011	114	190
5.	Tyson Lee	.588	2008	153	260
	Tyson Lee	.588	2009	130	221
7.	Tyler Russell	.586	2012	231	394
	Chris Relf	.586	2010	129	220
9.	Dak Prescott	.584	2013	156	267
10.	Tyler Russell	.582	2010	39	67

CAREER

	Player	Pct.	Years	Cmp.	Att.
1.	Dak Prescott	.628	2012-15	734	1,169
2.	Tommy Stevens	.602	2019	97	161
3.	Tyson Lee	.588	2008-09	283	481
4.	Tyler Russell	.587	2010-13	410	699
5.	Chris Relf	.580	2008-11	267	460
6.	Dave Marler	.568	1977-78	163	287
7.	Sleepy Robinson	.557	1989-92	108	194
8.	Charlie Furlow	.555	1960-62	161	290
9.	Nick Fitzgerald	.542	2015-18	511	942
10.	Kevin Fant	.532	2000-03	461	866

PASSING YARDS
GAME

	Player	Yds.	Opp.	Date	C-Att.
1.	Dak Prescott	508	Arkansas	11-21-2015	38-50
2.	Derrick Taite	466	Tulane	10-22-1994	21-30
3.	Dak Prescott	453	Georgia Tech	12-31-2014	33-51
4.	Dave Marler	429	Alabama	11-4-1978	28-46
5.	Wesley Carroll	421	Arkansas	11-17-2007	29-51
6.	Nick Fitzgerald	417	Samford	10-29-2016	20-35
7.	Todd Jordan	405	Florida	10-2-1993	24-44
8.	Mike Henig	384	Kentucky	10-28-2006	22-41
9.	Dak Prescott	380	NC State	12-30-2015	25-42
10.	Todd Jordan	370	Memphis	9-4-1993	23-43

SEASON

	Player	Yds.	Year	Cmp.	Att.	Pct.
1.	Dak Prescott	3,793	2015	316	477	.662
2.	Dak Prescott	3,449	2014	244	396	.616
3.	Tyler Russell	2,897	2012	231	394	.586
4.	Nick Fitzgerald	2,423	2016	196	361	.552
5.	Dave Marler	2,422	1978	163	287	.568
6.	Don Smith	2,332	1985	143	312	.458
7.	Derrick Taite	2,241	1995	165	309	.534
8.	Kevin Fant	2,151	2003	186	351	.530
9.	Dak Prescott	1,940	2013	156	267	.584
10.	Todd Jordan	1,935	1993	131	294	.446

CAREER

	Player	Yds.	Years	Cmp.	Att.	Pct.
1.	Dak Prescott	9,376	2012-15	734	1169	.628
2.	Wayne Madkin	6,336	1998-01	462	887	.521
3.	Nick Fitzgerald	6,207	2015-18	511	942	.542
4.	Kevin Fant	5,631	2000-03	461	866	.532
5.	Tyler Russell	5,441	2010-13	410	699	.587
6.	Derrick Taite	5,232	1993-96	362	734	.493
7.	Don Smith	5,229	1983-86	342	738	.463
8.	John Bond	4,621	1980-83	307	665	.462
9.	Tony Shell	4,292	1988-90	349	715	.488
10.	Tommy Pharr	3,720	1967-69	339	648	.523

PASSING YARDS PER ATTEMPT
CAREER (MIN. 150 ATTEMPTS)

	Player	Yds/Att.	Years	Att.	Yds.
1.	Jackie Parker	8.518	1952-53	166	1,414
2.	Dave Marler	8.439	1977-78	287	2,422
3.	Dak Prescott	8.021	2012-15	1169	9,376
4.	Sleepy Robinson	7.789	1989-92	194	1,511
5.	Tyler Russell	7.784	2010-13	699	5,441
6.	Garrett Shrader	7.647	2019-p.	153	1,170
7.	Tommy Stevens	7.174	2019	161	1,155
8.	Chris Relf	7.167	2008-11	460	3,297
9.	Wayne Madkin	7.143	1998-01	462	6,336
10.	Greg Plump	7.134	1991-93	157	1,120

PASSING YARDS PER GAME
SEASON

	Player	YPG	Year	GP	Cmp.	Att.	Yds.
1.	Dak Prescott	291.77	2015	13	316	477	3,793
2.	Dak Prescott	265.31	2014	13	244	396	3,449
3.	Tyler Russell	222.85	2012	13	231	394	2,897
4.	Dave Marler	220.18	1978	11	163	287	2,422
5.	Don Smith	212.00	1985	11	143	312	2,332
6.	Derrick Taite	203.73	1995	11	165	309	2,241
7.	Tommy Pharr	200.38	1969	8	140	258	1,603
8.	Kevin Fant	191.80	2002	10	163	311	1,918
9.	Tony Shell	188.40	1988	10	153	335	1,884
10.	Nick Fitzgerald	186.38	2016	13	196	361	2,423

200-YARD PASSING GAMES
SEASON

	Player	Games	Year
1.	Dak Prescott	12	2015
	Dak Prescott	12	2014
3.	Tyler Russell	8	2012
4.	Derrick Taite	6	1995
	Dave Marler	6	1978
	Tommy Pharr	6	1968
7.	Nick Fitzgerald	5	2016
	Dak Prescott	5	2013
	Kevin Fant	5	2003
	Tommy Pharr	5	1969
	Wayne Madkin	5	2000
	Tony Shell	5	1988
	Don Smith	5	1985

CAREER

	Player	Games	Years
1.	Dak Prescott	29	2012-15
2.	Tommy Pharr	11	1967-69
	Wayne Madkin	11	1998-01
	Kevin Fant	11	2000-03
5.	Nick Fitzgerald	10	2015-18
	Tyler Russell	10	2010-13
7.	Derrick Taite	9	1993-96
	Don Smith	8	1983-86
9.	Tony Shell	7	1988-90

300-YARD PASSING GAMES
SEASON

7, Dak Prescott (2015)

CAREER

9, Dak Prescott (2012-15)

LONGEST PASSES

	Yds.	Players	Opponent	Year
1.	91	Kevin Fant to Terrell Grindle	Kentucky	2002
2.	89	Kevin Fant to Ray Ray Bivines	Jacksonville State	2002
3.	88	Tommy Stevens to Kylin Hill	Abilene Christian	2019
4.	87	Tommy Pharr to Eric Hoggatt	Florida	1969
5.	84	Nick Fitzgerald to Stephen Guidry	Texas A&M	2018
	84	Omarr Conner to Ty Freeman	Ole Miss	2004
	84	Derrick Taite to Keffer McGee	Auburn	1995
8.	83	Bill Stanton to William Earl Morgan	Kentucky	1955
9.	82	Wayne Madkin to Terrell Grindle	LSU	2000
10.	81	Chris Relf to LaDarius Perkins	Michigan	2011
	81	Matt Wyatt to Jeremy Jones	Auburn	1996
	81	Derrick Taite to Chris Jones	Tennessee	1995
	81	Bruce Threadgill to Dennis Johnson	Washington	1977



PASSING TOUCHDOWNS

GAME				
Player	TDs	Opp.	Date	
1. Keytaon Thompson	5	Stephen F. Austin	9-1-2018	
Nick Fitzgerald	5	Samford	10-29-2016	
Dak Prescott	5	Arkansas	11-21-2015	
4. Nick Fitzgerald	4	Arkansas	11-17-2018	
Nick Fitzgerald	4	Texas A&M	10-27-2018	
Dak Prescott	4	NC State	12-30-2015	
Dak Prescott	4	Missouri	11-5-2015	
Dak Prescott	4	UAB	9-6-2014	
Dak Prescott	4	Southern Miss	8-30-2014	
Tyler Russell	4	Arkansas	11-17-2012	
Tyler Russell	4	Memphis	9-4-2010	
Wesley Carroll	4	Arkansas	11-17-2007	
Omarr Conner	4	Murray State	9-3-2005	
Derrick Taite	4	Memphis	9-2-1995	
Derrick Taite	4	Tulane	10-22-1994	
Tony Shell	4	Alabama	10-29-1988	
Tony Shell	4	Georgia	9-17-1988	

SEASON

Player	TDs	Year	Cmp.	Att.	Yds.
1. Dak Prescott	29	2015	316	477	3,793
2. Dak Prescott	27	2014	244	396	3,449
3. Tyler Russell	24	2012	231	394	2,897
4. Nick Fitzgerald	21	2016	196	361	2,423
5. Nick Fitzgerald	16	2018	145	281	1,767
Derrick Taite	16	1995	165	309	2,241
7. Nick Fitzgerald	15	2017	159	286	1,782
Don Smith	15	1985	143	312	2,332
9. Kevin Fant	14	2003	186	351	2,151
Derrick Taite	14	1994	110	220	1,806

CAREER

Player	TDs	Years	Yds.	Int.
1. Dak Prescott	70	2012-15	9,376	23
2. Nick Fitzgerald	55	2015-18	6,207	30
3. Tyler Russell	42	2010-13	5,441	23
4. Derrick Taite	38	1993-96	5,232	25
5. Wayne Madkin	34	1998-01	6,336	35
6. Kevin Fant	33	2000-03	5,631	43
7. Don Smith	31	1983-86	5,229	35
8. Chris Relf	28	2008-11	3,297	18
9. Tony Shell	25	1988-90	4,292	29
Tommy Pharr	24	1967-69	3,720	36

CONSECUTIVE GAMES WITH A TD PASS

One Season: 13, Dak Prescott (2014)

Two Seasons: 17, Dak Prescott (2014-15)

PASSING EFFICIENCY

SEASON (MIN. 50 ATT.)					
Player	P.E.	Year	Yds.	TD	Int.
1. Dak Prescott	151.72	2014	3,449	27	11
2. Dak Prescott	151.01	2015	3,793	29	5
3. Tyler Russell	144.54	2010	635	5	6
4. Bruce Threadgill	143.69	1976	807	7	4
5. Tyler Russell	142.20	2013	875	5	3
6. Chris Relf	140.99	2010	1,789	13	6
7. Tommy Stevens	136.84	2019	1,155	11	5
8. Tyler Russell	135.42	2012	2,897	24	10
9. Tyler Russell	135.08	2011	1,034	8	4
10. Sleepy Robinson	132.93	1991	1,167	8	7

CAREER

Player	P.E.	Years	Yds.	TD	Int.
1. Dak Prescott	146.10	2012-15	9,376	70	23
2. Tyler Russell	137.29	2010-13	5,441	42	23
3. Tommy Stevens	136.84	2019	1,155	11	5
4. Jackie Parker	135.11	1952-53	1,414	15	5
5. Sleepy Robinson	133.57	1989-92	1,511	14	11
6. Chris Relf	130.57	2008-11	3,297	28	18
7. Dave Marler	128.48	1977-78	2,422	11	17
8. Nick Fitzgerald	122.49	2015-18	6,207	55	30
9. Derrick Taite	119.47	1993-96	5,232	38	25
10. Wayne Madkin	116.85	1998-01	6,336	34	35

INTERCEPTION PERCENTAGE

CAREER				
Player	Pct.	Years	Int.	Att.
1. Dak Prescott	.0196	2012-15	23	1,169
2. Omarr Conner	.0296	2003-06	15	507
3. Tommy Stevens	.0310	2019	5	161
4. Nick Fitzgerald	.0318	2015-18	30	942
5. Tyler Russell	.0329	2010-13	23	699
6. Derrick Taite	.0341	1993-96	25	734
7. Ashby Cook	.0356	1963-65	8	225
8. Wesley Carroll	.0378	2007-08	14	370
9. Chris Relf	.0391	2008-11	18	460
10. Wayne Madkin	.0394	1998-01	35	887

INTERCEPTIONS THROWN

GAME	
6, Max Stainbrook at Cincinnati (10-15-49); Michael Henig, LSU (8-30-2007)	

SEASON

21, Kevin Fant (2003)

CAREER

43, Kevin Fant (2000-03)

CONSECUTIVE ATTEMPTS WITHOUT AN INTERCEPTION

GAME	
52, Dak Prescott, LSU (9-12-2015)	

SEASON

238, Dak Prescott (2015)

CAREER

288, Dak Prescott (2014-15)

RECEIVING RECORDS

RECEPTIONS

GAME				
Player	No.	Opponent	Date	Yds.
1. Eric Moulds	15	Tennessee	9-23-1995	183
2. David Smith	14	Ole Miss	11-27-1969	194
3. Fred Ross	12	Ole Miss	11-28-2015	117
David Smith	12	Texas Tech	10-17-1970	215
Sammy Milner	12	Auburn	9-28-1968	146
6. Fred Ross	11	Missouri	11-5-2015	115
Fred Ross	11	Texas A&M	10-3-2015	103
David Smith	11	Richmond	9-20-1969	138
Bobby Gossett	11	Florida State	11-9-1968	96

SEASON

Player	Rec.	Year	Yds.	Avg.
1. Fred Ross	88	2015	1,007	11.4
2. David Smith	74	1970	987	13.3
3. Fred Ross	72	2016	917	12.7
4. Jameon Lewis	64	2013	923	14.4
Sammy Milner	64	1969	745	11.6
Sammy Milner	64	1968	909	14.2
7. Justin Jenkins	62	2003	880	14.2
Eric Moulds	62	1995	779	12.6
9. De'Runnya Wilson	60	2015	918	15.3
10. Chad Bumphis	58	2012	922	15.9

* By a running back: 37, Justin Griffith (1999)

CAREER

Player	Rec.	Years	Yds.	Avg.
1. Fred Ross	199	2013-16	2,528	12.7
2. David Smith	162	1968-70	2,168	13.4
3. Chad Bumphis	159	2009-12	2,270	14.3
4. Sammy Milner	146	1968-70	1,806	12.4
5. Justin Jenkins	139	2000-03	1,974	14.2
6. De'Runnya Wilson	133	2013-15	1,758	13.2
7. Terrell Grindle	119	1999-02	1,724	14.5
8. Eric Moulds	118	1993-95	2,022	17.1
9. Mardye McDole	116	1977-80	2,214	19.1
10. Chris Smith	109	2009-12	1,180	10.8

CONSECUTIVE GAMES WITH A CATCH

CAREER	
35, Fred Ross (2013-16)	

RECEIVING YARDS

GAME				
Player	No.	Opponent	Date	Rec.
1. Jameon Lewis	220	Rice	12-31-2013	9
2. David Smith	215	Texas Tech	10-17-1970	12
3. Jamayel Smith	208	Arkansas	11-17-2007	10
Danny Knight	208	Florida	9-25-1982	8
Sammy Milner	208	Texas Tech	10-19-1968	9
6. Donald Gray	207	Samford	10-29-2016	4
7. David Smith	194	Ole Miss	11-27-1969	14
8. Tony Burks	192	Kentucky	10-28-2006	7
9. Eric Moulds	183	Tennessee	9-23-1995	15
10. Chad Bumphis	180	Troy	9-15-2012	6

SEASON

Player	Yds.	Year	Rec.	Avg.
1. Mardye McDole	1,035	1978	48	21.6
2. Fred Ross	1,007	2015	88	11.4
3. David Smith	987	1970	74	13.3
4. Danny Knight	924	1982	37	25.0
5. Jameon Lewis	923	2013	64	14.4
6. Chad Bumphis	922	2012	58	15.9
7. De'Rynnya Wilson	918	2015	60	15.3
8. Fred Ross	917	2016	72	12.7
9. Sammy Milner	909	1968	64	14.2
10. Justin Jenkins	880	2003	62	14.2

CAREER

Player	Yds.	Years	Rec.
1. Fred Ross	2,528	2013-16	199
Chad Bumphis	2,270	2009-12	159
3. Mardye McDole	2,214	1977-80	116
4. David Smith	2,168	1968-70	162
5. Eric Moulds	2,022	1993-95	118
6. Justin Jenkins	1,974	2000-03	139
7. Sammy Milner	1,806	1968-70	146
8. Danny Knight	1,773	1980-83	81
9. Terrell Grindle	1,724	1999-02	119
10. Bill Buckley	1,632	1971-73	102

100-YARD RECEIVING GAMES

SEASON		
Player	Games	Year
1. Fred Ross	5	2015
Tony Burks	5	2006
Mardye McDole	5	1978
4. Chad Bumphis	4	2012
Justin Jenkins	4	2003
Danny Knight	4	1982
Bill Buckley	4	1972
David Smith	4	1969

CAREER

Player	Games	Years
1. Fred Ross	10	2013-16
2. David Smith	8	1968-70
3. Chad Bumphis	7	2009-12
Mardye McDole	7	1977-80
5. Justin Jenkins	6	2000-03
Bill Buckley	6	1971-73
7. Tony Burks	5	2006-07
Danny Knight	5	1980-83
9. Jameon Lewis	4	2011-14
Fred Hadley	4	1984-88
Willie Harris	4	1989-92
Eric Moulds	4	1993-95
Terrell Grindle	4	1999-02



YARDS PER CATCH

GAME

Min. 5 catches: 32.0, Eric Moulds, Tulane (10-22-1994) [5 for 160]

Min. 10 catches: 20.8, Jamayel Smith vs. Arkansas (11-17-2007) [10 for 208]

SEASON

Player	YPC	Year	Rec.	Yds.
1. Danny Knight	24.97	1982	37	924
2. Tony Burks	24.28	2006	35	850
3. Stephen Guidry	23.16	2018	19	440
4. Chris Jones	22.54	1993	24	541
5. Willie Harris	22.04	1991	24	529
6. Eric Moulds	21.67	1994	39	845
7. Mardye McDole	21.56	1978	48	1035
8. Danny Knight	19.74	1983	34	671
9. Kelvin Love	19.40	1999	43	834
10. Kevin Prentiss	19.25	1997	20	385

CAREER (MIN. 40 CATCHES)

Player	YPC	Years	Rec.	Yds.
1. Danny Knight	21.89	1980-83	81	1,773
2. Kelvin Love	21.15	1998-99	52	1,100
3. Chris Jones	19.34	1992-95	62	1,199
4. Louis Clark	19.23	1983-86	62	1,192
5. Mardye McDole	19.09	1977-80	116	2,214
6. Willie Harris	18.80	1989-92	74	1,391
7. Kevin Prentiss	18.38	1997-98	58	1,066
8. Fred Hadley	17.67	1984, 86-88	86	1,520
9. Eric Moulds	17.14	1993-95	118	2,022

RECEIVING YARDS PER GAME

SEASON

94.5, David Smith (1969) [756 in 8 games]

CAREER

74.8, David Smith (1968-70) [2,168 in 29]

RECEIVING TOUCHDOWNS

GAME

3, Donald Gray, Samford (10-29-2016); Chad Bumphis at Troy (9-15-2012); Sammy Milner vs. Florida (9-27-1969)

SEASON

Player	TDs	Year	Rec.	Yds.	Avg.
1. Chad Bumphis	12	2012	58	922	15.9
Fred Ross	12	2016	72	917	12.7
3. DeRunnya Wilson	10	2015	60	918	15.3
4. DeRunnya Wilson	9	2014	47	680	14.5
Justin Jenkins	9	2003	62	880	14.2
6. Justin Jenkins	8	2001	42	661	15.7
7. Eric Moulds	7	1994	39	845	21.7
Danny Knight	7	1982	37	924	25.0
Mardye McDole	7	1978	48	1,035	21.6
Bill Buckley	7	1973	41	661	16.1

CAREER

Player	TDs	Years	Rec.
1. Chad Bumphis	24	2009-12	159
2. Fred Ross	22	2013-16	199
DeRunnya Wilson	22	2013-15	133
4. Justin Jenkins	17	2000-03	139
Eric Moulds	17	1993-95	118
6. Bill Buckley	14	1971-73	102
7. Jerry Bouldin	13	1987-90	78
Mardye McDole	13	1977-80	116
9. David Smith	12	1968-70	162
10. Sammy Milner	11	1968-70	146

CONSECUTIVE GAMES WITH A TD CATCH

SEASON

5, Justin Jenkins (2003)

CAREER

5, Justin Jenkins (2003)

SCORING RECORDS

POINTS

GAME

Any game: 42, Harry McArthur, Cumberland (10-10-1914) [7 TD]

Modern game: 29, Jackie Parker, Arkansas State (10-4-1952)

By a kicker: 16, Brian Hazelwood, Arkansas (11-21-1998)

SEASON

Player	Pts.	Year	TD	FG	PAT
1. Vick Ballard	120	2010	20	0	0
Jackie Parker	120	1952	16	0	24
3. Westin Graves	97	2015	0	15	52
4. Anthony Dixon	96	2007	16	0	0
Nick Fitzgerald	96	2016	16	0	0
6. Dak Prescott	92	2013	15	0	*1
Keffer McGee	92	1995	15	0	*1

* - 2-point conversions

By a kicker: 97, Westin Graves (2015) [15 field goals & 52 extra points]

CAREER

Player	Pts.	Years	TD	FG	PAT
1. Nick Fitzgerald	276	2015-18	46	0	0
Anthony Dixon	276	2006-09	46	0	0
3. Dak Prescott	266	2012-15	44	0	0
4. Jace Christmann	218	2017-p	0	32	122
Brian Hazelwood	218	1995-98	0	43	89
6. Artie Cosby	211	1983-86	0	48	67
7. Joel Logan	199	1987-90	0	41	76
8. Vick Ballard	186	2010-11	31	0	0
9. Jackie Parker	185	1952-53	24	0	41
10. Westin Graves	182	2014-16	0	26	104

* - 2-point conversions

By a kicker: 218, Jace Christmann (2017-p) [32 field goals & 122 extra points]; Brian Hazelwood (1995-98) [48 field goals & 67 extra points]

POINTS RESPONSIBLE FOR

Game: 42, Harry McArthur, Cumberland (10-10-1914) [7 TD];

Jackie Parker at Auburn (11-8-1952) [6 TD & 6 PAT]

Season: 168, Jackie Parker (1952) [24 TD & 24 PAT]

Career: 318, Don Smith (1983-86) [52 TD & 3 2-pt PAT]

TOUCHDOWNS SCORED

Game: 7, Harry Furman, Southern Baptist (10-19-1907) & vs. Mercer (10-24-1907); Harry McArthur, Cumberland (10-7-1914)

Season: 20, Vick Ballard (2010)

Career: 46, Anthony Dixon (2006-09)



Brian Hazelwood ranks fourth in career points scored at MSU and owns the record for points scored by a Bulldog kicker (218).

KICKING RECORDS

FIELD GOAL ATTEMPTS

GAME

Player	FGA	Opp.	Date
1. Tim Rogers	6	NC State	1-1-1995
2. Dave Marler	5	Ole Miss	11-19-1977
Artie Cosby	5	Kentucky	10-12-1985
Joel Logan	5	Tulane	11-7-1987
Brian Hazelwood	5	Arkansas	11-21-1998
Derek DePasquale	5	UAB	10-23-2010

SEASON

Player	FGA	Year	FGM
1. Chris Gardner	27	1992	15
2. Brian Hazelwood	26	1997	16
Dave Marler	26	1977	13
4. Scott Westerfield	24	1999	18
Brian Hazelwood	24	1998	15

CAREER

Player	FGA	Years	FGM
1. Artie Cosby	81	1983-86	48
2. Brian Hazelwood	73	1995-98	43
3. Joel Logan	61	1987-90	41
4. Dana Moore	51	1979-82	34
5. Derek DePasquale	42	2009-11	32
Adam Carlson	42	2005-08	25
Scott Westerfield	42	1999-00	30
8. Chris Gardner	41	1989-92	24
9. Jace Christmann	40	2017-p	32
Kinney Jordan	40	1975-76	23

FIELD GOALS MADE

GAME

Player	FG	Opp.	Date
1. Derek DePasquale	5	UAB	10-23-2010
Brian Hazelwood	5	Arkansas	11-21-1998
Tim Rogers	5	NC State	1-1-1995

SEASON

Player	FG	Years	FGA
1. Scott Westerfield	18	1999	24
Tom Burke	17	1993	23
3. Brent Smith	16	2002	20
Brian Hazelwood	16	1997	26
5. Westin Graves	15	2015	18

CAREER

Player	FG	Years	FGA
1. Artie Cosby	48	1983-86	81
2. Brian Hazelwood	43	1995-98	73
3. Joel Logan	41	1987-90	61
4. Dana Moore	34	1979-82	51
5. Jace Christmann	32	2017-p	40
Derek DePasquale	32	2009-11	42
7. Scott Westerfield	30	1999-00	42
8. Evan Sobiesk	27	2013-15	30
9. Westin Graves	26	2014-16	38
10. Adam Carlson	25	2005-08	42

FIELD GOAL PERCENTAGE

CAREER (MIN. 30 ATT.)

Player	Pct.	Years	FG	FGA
1. Jace Christmann	.800	2017-p	32	40
Brent Smith	.800	2002-03	24	30
3. Derek DePasquale	.762	2009-11	32	42
4. Scott Westerfield	.714	1999-00	30	42
5. Westin Graves	.684	2014-16	26	38
6. Joel Logan	.672	1987-90	41	61
7. Dana Moore	.667	1979-82	34	51
8. Adam Carlson	.595	2005-08	25	42
9. Artie Cosby	.593	1983-86	48	81
10. Brian Hazelwood	.589	1995-98	43	73



LONGEST FIELD GOALS

Player	Yards	Opponent	Date
1. Artie Cosby	54	Memphis	10-5-1985
2. Brent Smith	53	Tennessee	11-16-2002
Brian Hazelwood	53	Memphis	8-30-1997
Kinney Jordan	53	Louisville	9-18-1976
Kinney Johnson	53	Florida	9-27-1975
6. Brian Hazelwood	52	Vanderbilt	9-5-1998
Brent Smith	52	LSU	9-28-2002
8. Jace Christmann	51	Tennessee	10-12-2019
Scott Westerfield	51	Middle Tennessee	9-4-1999
Brian Hazelwood	51	Memphis	8-30-1997
Brian Hazelwood	51	Georgia	10-5-1996
Artie Cosby	51	Ole Miss	11-19-1983
Artie Cosby	51	LSU	11-12-1983
Dana Moore	51	Auburn	10-23-1982
Dana Moore	51	Memphis	9-5-1981

PAT KICKS ATTEMPTED
SEASON

Player	Att.	Year	Pct.	Made
1. Evan Sobiesk	59	2014	.949	56
2. Westin Graves	54	2015	.963	52
Westin Graves	49	2016	.980	48
4. Devon Bell	44	2012	.977	43
5. Jace Christmann	42	2017	1.000	42
6. Jace Christmann	41	2018	1.000	41
7. Jace Christmann	40	2019	.975	39
8. Scott Westerfield	39	2000	.949	37
9. Vic Nickels	38	1974	.947	36
Ted Shuff	38	1946	.789	30

CAREER

Player	Att.	Years	Made	Pct.
1. Jace Christmann	123	2017-p	122	.992
2. Westin Graves	108	2014-16	104	.963
Brian Hazelwood	94	1995-98	89	.947
4. Adam Carlson	91	2005-08	89	.978
5. Derek DePasquale	88	2009-11	87	.989
6. Joel Logan	84	1987-90	76	.905
7. Bob Morgan	78	1980-82	74	.949
8. Evan Sobiesk	75	2013-14	71	.947
9. Devon Bell	72	2012-15	70	.972
10. Artie Cosby	69	1983-86	67	.971

PAT KICKS MADE
SEASON

Player	Made	Year	Pct.	Att.
1. Evan Sobiesk	56	2014	.949	59
2. Westin Graves	52	2015	.963	54
Westin Graves	48	2016	.980	49
4. Devon Bell	43	2012	.977	44
5. Jace Christmann	42	2017	1.000	42
6. Jace Christman	41	2018	1.000	41
7. Jace Christmann	39	2019	.975	40
8. Scott Westerfield	37	2000	.949	39
9. Derek DePasquale	36	2011	.973	37
Vic Nickels	36	1974	.947	38

CAREER

Player	Made	Years	Pct.	Att.
1. Jace Christmann	122	2017-p	.992	123
2. Westin Graves	104	2014-16	.963	108
3. Adam Carlson	89	2005-08	.978	91
Brian Hazelwood	89	1995-99	.947	94
5. Derek DePasquale	87	2009-11	.989	88
6. Joel Logan	76	1987-90	.905	84
7. Bob Morgan	74	1980-82	.949	78
8. Evan Sobiesk	71	2013-14	.947	75
9. Devon Bell	70	2012-15	.972	72
10. Artie Cosby	67	1983-86	.971	69

CONSECUTIVE PAT KICKS MADE

One Season: 42, Westin Graves (2015) & Jace Christmann (2017)

Career: 95, Jace Christmann (2017-19)

PUNTING RECORDS

MOST PUNTS
GAME

16, Bob Hardison vs. TCU (10-24-1936)

SEASON

Player	Punts	Year	Yds.	Avg.
1. Dick McGraw	95	1967	3,567	37.55
2. Blake McAdams	79	2008	3,049	38.60
3. Blake McAdams	77	2007	3,024	39.27
Lanny Sheffield	77	1971	3,035	39.42
5. Mike Riley	75	1989	3,078	41.04
6. Baker Swedenburg	71	2011	2,970	41.83
Dick McGraw	71	1966	2,777	39.11
8. Blake McAdams	69	2005	2,891	41.89
9. Blake McAdams	68	2006	2,598	32.21
10. Conn Canale	67	1969	2,550	38.06

CAREER

Player	Punts	Years	Yds.	Avg.
1. Blake McAdams	293	2005-08	11,562	39.46
2. Dana Moore	217	1979-82	8,860	40.83
3. Dick McGraw	214	1965-67	8,363	39.08
4. Mike Riley	213	1987-91	8,572	40.24
5. Jared Cook	198	2001-04	8,313	41.98
6. Mike Patrick	171	1972-74	6,999	40.93
7. Andy Russ	159	1993-96	6,672	41.96
8. Bobby Collins	156	1951-54	5,817	37.29
9. Baker Swedenburg	153	2010-13	6,373	41.65
10. Logan Cooke	150	2014-17	6,250	41.67

YARDS PUNTED
SEASON

Player	Yards	Year	Avg.	Punts
1. Dick McGraw	3,567	1967	37.55	95
2. Mike Riley	3,078	1989	41.04	75
3. Blake McAdams	3,049	2008	38.60	79
4. Lanny Sheffield	3,035	1971	39.42	77
5. Blake McAdams	3,024	2007	39.27	77
6. Baker Swedenburg	2,970	2011	41.83	71
7. Blake McAdams	2,891	2005	41.89	69
8. Dick McGraw	2,777	1966	39.11	71
9. Mike Patrick	2,667	1973	44.45	60
10. Prentiss Cole	2,601	2000	41.28	63

CAREER

Player	Yards	Years	Avg.	Punts
1. Blake McAdams	11,562	2005-08	39.46	293
2. Dana Moore	8,860	1979-82	40.83	217
3. Mike Riley	8,572	1987-91	40.24	213
4. Dick McGraw	8,363	1965-67	39.08	214
5. Jared Cook	8,313	2001-04	41.98	198
6. Mike Patrick	6,999	1972-74	40.93	171
7. Andy Russ	6,672	1993-96	41.96	159
8. Baker Swedenburg	6,373	2010-13	41.65	153
9. Logan Cooke	6,250	2014-17	41.67	150
10. Jeff Walker	6,126	1996-99	43.44	141

LONGEST PUNTS

Player	Yards	Opponent	Date
1. Mike Patrick	84	Alabama	11-2-1974
2. Mike Patrick	82	William & Mary	9-7-1974
3. Jeff Walker	79	Alabama	11-13-1999
4. Billy Murphy	78	Auburn	11-9-1946
Tom McWilliams	78	Arkansas A&M	10-14-1944
6. Bill Schoenrock	77	Tennessee	10-3-1959
7. Sonny Bruce	74	Tulane	10-29-1938
8. Blake McAdams	73	Auburn	9-15-2007
Mike Riley	73	Auburn	10-26-1991
10. Blake McAdams	72	Kentucky	11-01-2008
Andy Russ	72	Kentucky	11-9-1996
Tom McWilliams	72	Duquesne	10-18-1947

YARDS PER PUNT

GAME (MIN. 5 ATT.)

51.4, Andy Russ at Kentucky (11-9-1996) [5 for 257]

GAME (MIN. 10 ATT.)

47.5, Andy Russ at South Carolina (9-28-1996) [10 for 475]

SEASON (MIN. 20 ATT.)

Player	Avg.	Year	Punts	Yds.
1. Andy Russ	46.53	1996	53	2466
2. Jeff Walker	45.53	1997	45	2049
3. Mike Patrick	44.45	1973	60	2667
4. Jared Cook	43.73	2004	49	2143
5. Todd Jordan	43.60	1992	52	2267
6. Robert Wallis	43.33	2003	30	1300
7. Devon Bell	43.20	2014	50	2160
8. Todd Jordan	42.91	1993	51	2175
9. Jeff Walker	42.71	1999	52	2221
10. Logan Cooke	42.69	2017	52	2220

CAREER

Player	Avg.	Years	Punts	Yds.
1. Jeff Walker	43.44	1996-99	141	6126
2. Todd Jordan	42.80	1989-93	112	4793
3. Devon Bell	42.56	2012-15	74	3150
4. Jared Cook	41.98	2001-04	198	8313
5. Andy Russ	41.96	1993-96	159	6672
6. Logan Cooke	41.67	2014-17	150	6250
7. Baker Swedenburg	41.65	2010-13	153	6373
8. Tucker Day	41.07	2017-p	98	4025
9. Mike Patrick	40.93	1972-74	171	6999
10. Dana Moore	40.83	1979-82	217	8860

PUNT RETURN RECORDS

MOST RETURNS

GAME

17, A.B. Stubbs vs. TCU (10-24-1936)

SEASON

Player	Returns	Year	Avg.	Yds.
1. Tony James	40	1989	10.9	437
2. Bobby Herrington	38	1933	11.2	425
3. Tony James	36	1992	9.9	358
4. Eddie Myles	29	1987	9.2	266
5. Nick Turner	28	2003	11.1	310

CAREER

Player	Returns	Years	Avg.	Yds.
1. Tony James	121	1989-92	11.0	1332
2. Bobby Herrington	88	1930-31, '33	8.8	777
3. Derek Pegues	79	2005-08	10.0	792
4. Bernard Euell	56	1992-95	7.3	411
5. Tom McWilliams	55	1944, '46-48	14.5	795



Tony James holds the MSU single-season (40) and career (121) punt return records.



PUNT RETURN YARDS

GAME

157, Bobby Herrington at Vanderbilt (10-21-1933)

SEASON

	Player	Yds.	Year	Ret.	Avg.
1.	Tony James	437	1989	40	10.9
2.	Bobby Herrington	425	1933	38	11.2
3.	Marcus Rhoden	413	1965	19	21.7
4.	Tony James	358	1992	36	9.9
5.	Derek Pegues	350	2006	25	14.0
6.	Tony James	341	1990	23	14.8
7.	Kevin Prentiss	339	1998	26	13.0
8.	Nick Turner	310	2003	28	11.1
9.	Glen Young	307	1981	19	16.2
10.	Tom McWilliams	306	1946	19	16.1

CAREER

	Player	Yds.	Years	Ret.	Avg.
1.	Tony James	1332	1989-92	121	11.0
2.	Tom McWilliams	795	1944, 46-48	55	14.5
3.	Derek Pegues	792	2005-08	79	10.0
4.	Bobby Herrington	777	1930-31, 33	88	8.8
5.	Marcus Rhoden	585	1964-66	42	13.9

YARDS PER PUNT RETURN

SEASON (MIN. 10 ATT.)

	Player	Avg.	Year	Ret.	Yds.
1.	Marcus Rhoden	21.7	1965	19	413
2.	Frank Dowsing	18.6	1971	14	260
3.	Tony Kotowski	16.8	1951	13	219
4.	Glen Young	16.2	1981	19	307
5.	Tom McWilliams	16.1	1946	19	306

CAREER (MIN. 25 ATT.)

	Player	Avg.	Years	Ret.	Yds.
1.	Frank Dowsing	15.2	1970-72	26	395
2.	Tom McWilliams	14.5	1944, 46-48	55	795
3.	Marcus Rhoden	13.9	1964-66	42	585
4.	Kevin Prentiss	12.4	1997-98	31	383
5.	Billy Stacy	11.2	1956-58	52	580

LONGEST PUNT RETURNS

	Player	Yards	Opponent	Date
1.	Ken Phares	90	Lamar	10-16-1971
2.	Marcus Rhoden	89	Houston	9-18-1965
3.	Frank Dowsing	88	Alabama	10-30-1971
4.	Glen Young	87	Vanderbilt	9-19-1981
5.	Dedrick Thomas	83	UMass	11-3-2017
	Kevin Prentiss	83	Tennessee	12-5-1998
7.	Chad Bumphis	82	Louisiana Tech	9-24-2011
	Jim Tait	82	Memphis	10-1-1955
9.	Derek Pegues	81	Jacksonville State	10-14-2006
10.	Harvey Johnson	80	Samford	9-23-1939

PUNT RETURN YARDS PER GAME

SEASON

60.7, Bobby Herrington (1933) [425 in 7 games]

SEASON (MODERN ERA)

41.3, Marcus Rhoden (1965) [413 in 20 games]

CAREER

32.4, Bobby Herrington (1930-33) [777 in 24 games]

CAREER (MODERN ERA)

30.3, Tony James (1989-92) [1332 in 44 games]

PUNT RETURN TOUCHDOWNS

GAME

1, Many Times [Last: Dedrick Thomas, UMass] (11-3-2017)

SEASON

3, Marcus Rhoden (1965)

CAREER

4, Tom McWilliams (1944, 46-48)

KICKOFF RETURN RECORDS

MOST KICKOFF RETURNS

GAME

	Player	Returns	Opp.	Date
1.	Leon Berry	7	Florida	10-24-2009
	Leon Berry	7	Auburn	9-12-2009
	Nick Turner	7	Tennessee	11-15-2003
	Fred Reid	7	Kentucky	11-2-2002

SEASON

	Player	Returns	Year	Avg.	Yds.
1.	Leon Berry	38	2009	26.7	1,015
2.	Derek Pegues	31	2008	22.8	708
3.	Derek Pegues	29	2006	23.7	687
4.	Derek Pegues	28	2005	20.0	559
5.	Eddie Myles	27	1988	19.8	535
	John Moore	27	1987	17.2	464
	David Smith	27	1968	21.9	590

CAREER

	Player	Returns	Years	Avg.	Yds.
1.	Derek Pegues	112	2005-08	22.3	2,498
2.	Tony James	78	1989-92	23.9	1,862
3.	John Moore	68	1985-89	17.6	1,197
4.	Glen Young	66	1979-82	23.3	1,538
5.	Walter Packer	60	1973-76	19.4	1,166

KICKOFF RETURN YARDS

GAME

186, Leon Berry at Auburn (9-12-2009)

SEASON

	Player	Yds.	Year	Ret.	Avg.
1.	Leon Berry	1,015	2009	38	26.7
2.	Derek Pegues	708	2008	31	22.8
3.	Derek Pegues	687	2006	29	23.7
4.	Michael Robinson	643	1986	26	24.7
5.	David Smith	590	1968	27	21.9
6.	Fred Reid	577	2003	25	23.1
7.	Marcus Rhoden	572	1966	26	22.0
8.	Pig Prather	569	2001	25	22.8
9.	Brandon Holloway	567	2015	24	23.6
10.	Nick Turner	565	2003	24	23.5

CAREER

	Player	Yds.	Years	Ret.	Avg.
1.	Derek Pegues	2,498	2005-08	112	22.3
2.	Tony James	1,862	1989-92	78	23.9
3.	Glen Young	1,538	1979-82	66	23.3
4.	Leon Berry	1,390	2009-10	52	26.7
	Pig Prather	1,390	1998-01	59	23.6

YARDS PER KICKOFF RETURN

SEASON (MIN. 10 ATT.)

	Player	Avg.	Year	Ret.	Yds.
1.	Eric Moulds	32.8	1994	13	426
2.	James Otis Doss	28.1	1977	16	450
3.	Dan Bland	27.9	1964	20	558
4.	Glen Young	27.6	1980	19	525

CAREER (MIN. 30 ATT.)

	Player	Avg.	Years	Ret.	Yds.
1.	Leon Berry	26.7	2009-10	52	1,015
2.	Dan Bland	26.6	1963-65	42	1,118
3.	Michael Robinson	24.3	1986-89	35	850
4.	Tony James	23.9	1989-92	78	1,862
5.	Brandon Holloway	23.7	2013-16	51	1,209

KICKOFF RETURN YARDS PER GAME

SEASON

84.6, Leon Berry (2009) [1,015 in 12 games]

CAREER

84.6, Leon Berry (2009) [1,015 in 12 games]

LONGEST KICKOFF RETURNS

	Player	Yards	Opponent	Date
1.	Brandon Holloway	100	Southern Miss	9-5-2015
	Jameon Lewis	100	Ole Miss	11-24-2012
	Fred Reid	100	Memphis	10-11-2003
	Glen Young	100	LSU	11-15-1980
5.	Carl Sikes	99	LSU	11-25-1933
6.	Dennis Cross	98	Samford	10-3-1936
7.	Leon Berry	97	Alcorn State	10-2-2010
8.	Jerry Bouldin	96	Southern Miss	9-9-1989
9.	Brandon Holloway	95	Alcorn State	9-7-2013
	Marcus Rhoden	95	Southern Miss	10-8-1966
	Blondy Black	95	Ole Miss	11-28-1942
	Morley Jennings	95	Samford	11-18-1910
	Frank Smith	95	Samford	11-18-1910

KICKOFF RETURN TOUCHDOWNS

GAME

1, Many Times [Last: Brandon Holloway 100yd at Southern Miss (9-5-15)]

SEASON

1, Many Times [Last: Brandon Holloway 100yd at Southern Miss (9-5-15)]

CAREER

2, Leon Berry (10-3-2009, Georgia Tech; 10-2-2010, Alcorn State)
Kevin Prentiss (9-6-1997, Kentucky; 9-26-1998 at South Carolina)

TOTAL RETURN RECORDS

MOST RETURNS

SEASON

61, Tony James (1989) [40 PR & 21 KR]

CAREER

199, Tony James (1989-92) [121 PR & 78 KR]

MOST YARDS

SEASON

1,037, Derek Pegues (2006) [350 PR & 687 KR]

CAREER

3,290, Derek Pegues (2005-08) [792 PR & 2498 KR]

YARDS PER RETURN

SEASON

26.8, Leon Berry (2010) [14 for 378 yards]

CAREER

26.7, Leon Berry (2009-10) [61 for 1459 yards]

TOUCHDOWNS

SEASON

3, Marcus Rhoden (1965) [3 PR]

CAREER

5, Tom McWilliams (1944, '46-48) [4 PR & 1 KR]



Leon Berry owns MSU career records for yards per kickoff return in a season (26.8) and career (26.7).



DEFENSIVE RECORDS

TACKLES

GAME

29, Ray Costict vs. Kentucky (10-9-1976)

SEASON

Player	Tackles	Year
1. Calvin Zanders	186	1983
2. Billy Jackson	180	1983
3. Reggie Stewart	179	1990
4. John Miller	164	1982
5. James Williams	163	1988
6. James Williams	157	1989
7. Ray Costict	156	1976
Ray Costict	156	1974
9. Ray Costict	155	1975
10. Aaron Pearson	148	1984

CAREER

Player	Tackles	Years
1. Ray Costict	467	1973-76
2. Harvey Hull	454	1973-76
3. James Williams	448	1986-89
4. Reggie Stewart	442	1987-90
5. Johnnie Cooks	392	1977-81
6. Dwayne Curry	391	1993-96
7. Billy Jackson	360	1980-83
8. Mario Haggan	359	1999-02
9. Cedric Corse	355	1984-87
10. Daniel Boyd	335	1990-92

SACKS

GAME

5.5, Greg Favors at Ole Miss (11-30-1996)

SEASON

Player	Sacks	Year	Yds.
1. Billy Jackson	17.0	1980	--
2. Willie Evans	15.0	2005	96
Billy Jackson	15.0	1981	--
4. Greg Favors	12.5	1996	112
5. Mike McEnany	12.0	1981	--
Edward Smith	12.0	1998	112
7. Montez Sweat	11.5	2018	96
8. Montez Sweat	10.5	2017	64
9. Tyrone Keys	10.0	1980	--
Robert Young	10.0	1989	72

CAREER

Player	Sacks	Years	Yds.
1. Billy Jackson	49.0	1980-83	--
2. Tyrone Keys	26.0	1977-80	--
3. Willie Evans	24.5	2002-05	145
4. Johnnie Cooks	24.0	1977-81	--
5. Montez Sweat	22.0	2017-18	160
Mike McEnany	22.0	1979-82	--
7. Greg Favors	19.5	1994-97	179
8. Titus Brown	18.5	2004-07	114
9. Robert Young	16.0	1987-90	119
Preston Smith	16.0	2011-14	100

TACKLES FOR LOSS

SEASON

Player	TFLs	Season	Yards
1. Willie Evans	21.0	2005	-118
2. Billy Jackson	19.0	1980	-116
3. Jeffery Simmons	17.0	2018	-49
Johnnie Cooks	17.0	1981	-63
5. Billy Jackson	16.0	1981	-112
6. Montez Sweat	15.5	2017	-73
Chris White	15.5	2010	-51
8. Tyrone Keys	15.0	1979	-75
Glen Collins	15.0	1981	-45
Ashley Cooper	15.0	1999	-45
Kevin Sluder	15.0	1999	-41
Preston Smith	15.0	2014	-31

CAREER

Player	TFLs	Years
1. Billy Jackson	55.0	1980-83
2. Willie Evans	48.5	2002-05
3. Glen Collins	35.0	1978-81
Johnnie Cooks	35.0	1977-81
A.J. Jefferson	35.0	2013-16
6. Jeffery Simmons	32.5	2016-18
7. Tyrone Keys	32.0	1977-80
8. Montez Sweat	29.5	2017-18
9. Titus Brown	27.0	2004-07
Mike McEnany	27.0	1979-82
Preston Smith	27.0	2011-14

INTERCEPTIONS

GAME (MODERN ERA)

Player	Int.	Opp.	Date
1. Mark McLaurin	3	Louisville	12-30-2017
Richie Brown	3	Texas A&M	10-4-2014
Jeramie Johnson	3	Ole Miss	11-26-2005
Darren Williams	3	Troy	10-12-2002
Henry Davison	3	Auburn	11-6-1976
Billy Stacy	3	Ole Miss	11-29-1958
Billy Murphy	3	Ole Miss	11-23-1946

SEASON

Player	Int.	Year	Yds.	Avg.
1. Mark McLaurin	6	2017	85	14.2
Corey Broomfield	6	2009	118	19.7
Izell McGill	6	1997	94	15.7
Walt Harris	6	1994	41	6.8
Walt Harris	6	1993	59	9.8
Bill Crick	6	1969	84	14.0
Bobby Bethune	6	1960	30	5.0
8. 18 tied with 5				
Last: Nickoe Whitley	5	2013	42	8.4

CAREER

Player	Int.	Years	Yds.	Avg.
1. Johnthan Banks	16	2009-12	320	20.0
Walt Harris	16	1992-95	162	10.1
3. Nickoe Whitley	15	2010-13	158	10.5
4. Derek Pegues	12	2005-08	241	20.1
Izell McGill	12	1994-97	165	13.8
6. Henry Davison	11	1974-77	123	11.2
Kenny Johnson	11	1976-79	146	13.3
8. Corey Broomfield	10	2009-12	158	15.8
Fred Smoot	10	1999-00	44	4.4
Kelvin Knight	10	1990-93	157	15.7
Steve Freeman	10	1972-74	75	7.5
Frank Dowsing	10	1970-72	52	5.2

LONGEST INTERCEPTION RETURNS

Player	Yards	Opponent	Date
1. Anthony Johnson	100	Alabama	11-10-2007
Johnthan Banks	100	Florida	10-24-2009
3. Jack Nix	97	Ole Miss	11-26-1938
4. Red McEveen	95	Auburn	11-12-1927
Larry Buie	95	Florida	9-29-1973
6. Anthony Derricks	90	Auburn	11-1-1997
7. James Stuart	88	Murray State	11-2-1946
8. Ben Griffin	85	Birmingham-Southern	11-4-1939
9. Gerri Green	84	Kentucky	10-21-2017
10. Eugene Clinton	81	Kentucky	11-4-2000

INTERCEPTION RETURN YARDS

GAME

120, Johnthan Banks, Florida (10-24-2009) [2 INT]

SEASON

145, Johnthan Banks (2009) [4 INT]

CAREER

320, Johnthan Banks (2009-12) [16 INT]

RETURN YARDS PER INTERCEPTION
GAME (MIN. 2 INT)

60.0, Johnthan Banks, Florida (10-24-2009) [2 for 120 yards]

SEASON (MIN. 4 INT)

36.2, Johnthan Banks (2009) [4 for 145 yards]

CAREER (MIN. 6 INT)

36.5, Anthony Derricks (1995-1998) [6 for 219 yards]

INTERCEPTION TOUCHDOWNS

GAME

2, Johnthan Banks at Florida (10-24-2009)

SEASON

Player	TDs	Year
1. Johnthan Banks	2	2009
Corey Broomfield	2	2009
Anthony Johnson	2	2007
Derek Pegues	2	2006
Conner Stephens	2	2000
Walt Harris	2	1994
Harper Davis	2	1948

CAREER

Player	TDs	Years
1. Johnthan Banks	3	2009-12
Corey Broomfield	3	2009-12
Derek Pegues	3	2005-08

FORCED FUMBLES

SEASON

Player	FF	Year
1. Jeramie Johnson	5	2006
2. Arleye Gibson	4	1992
Gregory Favors	4	1997
Ashley Cooper	4	1999
5. 12 others	3	
Last: Gerri Green	3	2017

CAREER

Player	FF	Years
1. Jeramie Johnson	7	2003-06
2. Arleye Gibson	6	1990-93
Gregory Favors	6	1994-97
Michael Hearn	6	2003-06
5. Willie Evans	5.5	2002-05
6. 8 others	5	
Last: Jeffery Simmons	5	2016-18

FUMBLES RECOVERED

SEASON

Player	FR	Year
1. Glen Buford	5	1976
2. Michael Simmons	4	1986
3. 15 players	3	Several
Last: Bernardrick McKinney	3	2014

CAREER

Player	FR	Years
1. Glen Buford	6	1976-79
Michael Simmons	6	1984-87
Tyrone Keys	6	1977-80
Marc Woodard	6	1989-92
Walt Harris	6	1993-95
Josh Morgan	6	1999-2002
Benardrick McKinney	6	2012-14
8. Kenny Johnson	5	1976-79
Raymond Peyton	5	1975-78
Leon Cannon	5	1982-85

BLOCKED KICKS

SEASON

Player	Blks	Year
1. Robert Bean, CB	4	1999
2. Jeffery Simmons, DT	3	2017
Adesola Badon, CB	3	1998
4. 12 others	2	
Last: Nelson Adams, DL	2	2016
Johnathan Calvin, DL	2	2016

CAREER

Player	Blks	Years
1. Adesola Badon, CB	6	1995-98
Robert Bean, CB	6	1998-99
3. Fletcher Cox, DT	5	2009-11
4. Jeffery Simmons, DT	3	2016-18
Walt Harris, DB	3	1992-95
6. 6 others	2	Several
Last: Nelson Adams, DL	2	2016
Johnathan Calvin, DL	2	2016



200-YARD RUSHING GAMES

Yds.	Player	Opponent	Date	Att.
258	Nick Fitzgerald	at Ole Miss	11-26-2016	14
252	Anthony Dixon	at Kentucky	10-31-2009	33
247	Jerious Norwood	Houston	10-22-2005	24
237	James Johnson	Alabama	11-14-1998	36
234	Kylin Hill	at Arkansas	11-2-2019	21
217	Kevin Bouie	at Kentucky	10-29-1994	23
211	Kylin Hill	at Kansas State	9-8-2018	17
209	James Johnson	at Kentucky	11-7-1998	28
204	Jerious Norwood	Ole Miss	11-26-2005	34
201	Jerious Norwood	UAB	10-9-2004	24

100-YARD RUSHING GAMES

Yds.	Player	Opponent	Date	Att.
198	Josh Robinson	at Kentucky	10-25-2014	23
198	James Johnson	at Alabama	11-15-1997	23
198	Dennis Johnson	at Memphis	10-19-1974	26
197	Kylin Hill	Louisiana Lafayette	8-31-2019	27
197	Josh Robinson	at LSU	9-20-2014	16
195	Nick Fitzgerald	Auburn	10-6-2018	28
195	Nick Fitzgerald	South Carolina	9-10-2016	17
192	James Johnson	at Memphis	9-12-1998	25
191	Aeris Williams	at Ole Miss	11-26-2016	25
191	Keffer McGee	at Memphis	9-7-1996	23
183	Walter Packer	vs. North Carolina	12-28-1974	24
182	Nick Fitzgerald	Texas A&M	11-5-2016	20
182	Keffer McGee	Louisiana Tech	9-21-1996	26
181	Keffer McGee	Louisiana-Monroe	9-30-1995	31
181	Michael Haddix	at Colorado State	10-10-1981	17
180	Vick Ballard	vs. Wake Forest	12-30-2011	14
179	LaDarius Perkins	at Troy	9-15-2012	23
179	Anthony Dixon	Arkansas	11-22-2008	23
176	Anthony Dixon	vs. Arkansas	11-21-2009	24
174	Jerious Norwood	Florida	10-23-2004	29
174	Hank Phillips	Tulane	11-7-1987	26
172	Dicenzo Miller	Florida	9-30-2000	19
169	Joe Fortunato	North Texas	10-11-1952	23
167	Kenny Roberts	Vanderbilt	9-2-1989	14
166	Vick Ballard	at Memphis	9-1-2011	10
165	Jerious Norwood	Kentucky	10-30-2004	24
164	Terry Vitano	vs. North Carolina	12-28-1974	20
163	John Bond	vs. Ole Miss	11-22-1980	15
162	James Jones	vs. LSU	11-18-1978	30
159	Nick Fitzgerald	at Kansas State	9-9-2018	19
158	John Bond	at LSU	11-12-1983	21
156	Dontae Walker	Florida	9-30-2000	25
156	Kenny Roberts	at LSU	11-16-1991	22
156	Bruce Threadgill	vs. LSU	11-13-1976	20
155	Nick Turner	at Tulane	9-13-2003	20
155	Jim Cumberbatch	Colorado State	9-8-1984	21
154	Dak Prescott	at Texas A&M	11-9-2013	16
154	Michael Davis	Ole Miss	11-27-1993	40
153	Kylin Hill	Abilene Christian	11-23-2019	16
152	Anthony Dixon	UAB	10-6-2007	32
150	Kylin Hill	at Texas A&M	10-26-2019	21
150	Vick Ballard	Arkansas	11-20-2010	33
150	William Prince	Louisiana-Monroe	10-7-1989	19
149	Don Smith	Memphis	10-5-1985	26
149	Walter Packer	at Memphis	10-16-1976	17
148	William Prince	Memphis	10-21-1989	20
148	Walter Packer	vs. Georgia	9-21-1974	20
148	Tom McWilliams	vs. Auburn	11-11-1944	16
147	Keytaon Thompson	vs. Louisville	12-30-2017	27
147	Joe Robertson	at Alabama	10-25-1952	17
146	Aeris Williams	LSU	9-16-2017	23
146	James Johnson	UCF	10-25-1997	26
146	Walter Packer	at Louisville	10-25-1975	29
145	Fred Collins	vs. Ole Miss	11-24-1979	16
145	Tom McWilliams	at Tulane	11-1-1947	32
144	Vick Ballard	Ole Miss	11-26-2011	23
144	James Johnson	at South Carolina	9-26-1998	16
144	Michael Haddix	at Vanderbilt	9-20-1980	21
144	Wayne Jones	at Florida State	10-13-1973	16
143	Dontae Walker	vs. Texas A&M	12-31-2000	16
142	Kevin Bouie	Arkansas	11-5-1994	22

141	Kevin Bouie	at Ole Miss	11-26-1994	27
141	Walter Packer	at LSU	11-15-1975	16
140	Aeris Williams	Texas A&M	11-5-2016	24
139	Dak Prescott	at South Alabama	9-13-2014	14
139	Dak Prescott	Bowling Green	10-12-2013	15
139	Michael Davis	at Ole Miss	11-26-1994	24
139	Tom McWilliams	at LSU	10-21-1944	32
138	Jerious Norwood	at Kentucky	10-25-2003	11
138	Jerious Norwood	Kentucky	11-2-2002	15
137	James Johnson	East Tennessee State	10-17-1998	21
137	Don Smith	Tulane	10-19-1985	20
137	Rockey Felker	at Lamar	10-12-1974	18
137	Dennis Johnson	at Florida	9-28-1974	24
136	Dicenzo Miller	Auburn	10-9-2000	20
135	Nick Fitzgerald	UMass	11-4-2017	17
135	Vick Ballard	at Auburn	9-10-2011	21
135	Anthony Dixon	at Middle Tennessee	10-17-2009	27
135	Michael Haddix	Vanderbilt	9-19-1981	14
134	Vick Ballard	at Houston	10-9-2010	14
134	Anthony Dixon	Houston	10-10-2009	21
134	Sleepy Robinson	Kentucky	10-12-1991	23
133	Dak Prescott	at Auburn	9-14-2013	22
133	Anthony Dixon	Ole Miss	11-28-2009	29
133	Jerious Norwood	at Kentucky	10-25-2003	11
133	James Johnson	Auburn	10-10-1998	25
133	James Johnson	Memphis	8-30-1997	21
133	David Fair	Tennessee	9-12-1987	12
132	Kylin Hill	Ole Miss	11-28-2019	14
132	Nick Fitzgerald	vs. Miami (Ohio)	12-26-2016	18
132	Keffer McGee	at Baylor	9-16-1995	32
132	Dennis Johnson	Louisville	9-18-1976	17
132	Wayne Jones	vs. Florida	11-24-1973	21
131	Nick Fitzgerald	at LSU	10-20-2018	23
131	Nick Fitzgerald	Arkansas	11-9-2016	17
131	LaDarius Perkins	UAB	10-23-2010	18
131	Chris Relf	Ole Miss	11-28-2009	15
131	Anthony Dixon	at Tulane	9-8-2007	27
131	Dicenzo Miller	Kentucky	11-3-2001	26
131	Dennis Johnson	vs. Florida	9-27-1975	15
131	Joe Reed	vs. Vanderbilt	9-26-1970	18
130	Keffer McGee	South Carolina	10-14-1995	29
130	Don Smith	vs. Southern Miss	10-6-1984	11
130	Joe Fortunato	at Tulane	11-7-1952	19
129	Nick Gibson	at Arkansas	11-2-2019	12
129	John Bond	vs. Ole Miss	11-19-1983	30
129	Charles Evans	at Tulane	11-7-1953	38
128	Michael Davis	South Carolina	10-16-1993	13
128	Lawrence Matulich	Southern Miss	11-22-1947	22
127	Keffer McGee	Kentucky	10-28-1995	29
127	Kenny Roberts	at Memphis	11-10-1990	25
126	Kylin Hill	Auburn	10-6-2018	23
126	Anthony Dixon	Middle Tennessee	10-25-2008	27
126	Kenny Roberts	at Texas	9-5-1992	16
126	James Jones	North Texas	9-3-1977	12
126	Marcus Rhoden	vs. Florida	9-26-1964	10
125	LaDarius Perkins	Middle Tennessee	10-20-2012	20
125	Anthony Dixon	at Ole Miss	11-25-2006	25
125	Rodney Peters	at Tulane	10-18-1986	14
125	Walter Packer	at Memphis	10-19-1974	18
125	Walter Packer	Kansas State	10-5-1974	16
124	Josh Robinson	UAB	9-6-2014	20
124	Michael Davis	at Tulane	9-25-1993	21
124	Hank Phillips	at LSU	11-14-1987	29
123	Kylin Hill	Southern Miss	9-7-2019	14
123	Anthony Dixon	at Vanderbilt	9-19-2009	21
123	Jerious Norwood	Murray State	9-3-2005	16
123	Nick Turner	at Auburn	10-6-2003	13
123	Kevin Bouie	Alabama	11-12-1994	17
123	Walter Packer	vs. William & Mary	9-7-1974	8
121	Keytaon Thompson	Ole Miss	11-23-2017	26
121	Dak Prescott	Auburn	10-11-2014	21
121	Anthony Dixon	at Alabama	11-4-2006	25
121	Jerious Norwood	at Kentucky	10-29-2005	22
121	Dicenzo Miller	Ole Miss	11-22-2001	22
121	Dontae Walker	at Ole Miss	11-23-2000	14
121	Kenny Roberts	at Tulane	10-20-1990	10
121	Wayne Jones	at LSU	11-17-1973	19
121	Andy Rhoades	vs. Georgia	9-17-1966	20

120	Kylin Hill	Kentucky	9-21-2019	26
120	Dontae Walker	Oklahoma State	9-18-1999	8
120	Tony Buckhalter	Louisiana-Monroe	11-2-1996	19
120	Michael Davis	at South Carolina	10-15-1994	21
120	Michael Davis	Arkansas State	10-1-1994	17
120	Michael Davis	Tennessee	9-24-1994	26
120	Kevin Bouie	vs. Arkansas	11-6-1993	25
120	Walter Packer	at Florida	9-25-1976	12
120	Walter Packer	Louisville	10-26-1974	11
120	Joe Fortunato	Arkansas State	10-4-1952	13
119	Nick Fitzgerald	Samford	10-29-2016	19
119	Vick Ballard	Alcorn State	10-2-2010	8
119	Christian Ducre	at Kentucky	10-27-2007	19
119	Dicenzo Miller	BYU	12-1-2001	12
119	James Johnson	Ole Miss	11-29-1997	21
119	Dennis Johnson	at Memphis	10-16-1976	15
119	Wayne Jones	vs. Alabama	11-3-1973	22
118	Dicenzo Miller	at LSU	10-21-2000	17
118	Hank Phillips	vs. Alabama	10-31-1987	25
118	Joe Fortunato	at Ole Miss	11-29-1952	21
117	Nick Fitzgerald	at Ole Miss	11-22-2018	18
117	Dak Prescott	Kentucky	10-24-2015	13
117	Dicenzo Miller	at Kentucky	11-4-2000	19
117	Dontae Walker	Alabama	11-13-2000	16
117	Keffer McGee	vs. Arkansas	11-4-1995	27
117	Hank Phillips	at Alabama	11-2-1985	22
117	Michael Haddix	Louisiana Tech	9-13-1980	15
117	Wayne Jones	Vanderbilt	9-22-1973	13
116	John Bond	Louisiana Tech	9-13-1980	13
116	Wayne Jones	at Auburn	11-10-1973	29
115	Nick Fitzgerald	Kentucky	10-21-2017	12
115	Orlando Lundie	LSU	11-17-1984	22
115	Wally Beech	at Alabama	10-28-1950	18
114	Aeris Williams	UMass	11-4-2017	24
114	Aeris Williams	BYU	10-14-2017	23
114	Dicenzo Miller	Middle Tennessee	10-28-2000	12
114	Rodney Peters	Arkansas State	9-7-1985	20
114	John Bond	Arkansas State	9-11-1982	13
114	James Jones	at Memphis	9-23-1978	10
114	Walter Packer	at Rice	10-11-1975	18
114	Harper Davis	vs. Auburn	11-8-1947	7
113	Wayne Jones	at Louisville	10-20-1973	23
113	Jerious Norwood	Vanderbilt	10-4-2003	22
113	Robert Isaac	Memphis	8-30-1997	20
113	Michael Haddix	at Memphis	9-18-1982	10
113	Dennis Johnson	at Washington	9-10-1977	23
113	Bruce Threadgill	vs. Florida	9-27-1975	22
112	Jerious Norwood	Tulane	9-4-2004	20
112	James Johnson	vs. Texas	1-1-1999	22
112	Michael Haddix	LSU	11-13-1982	15
111	Kylin Hill	Kansas State	9-14-2019	24
111	Nick Fitzgerald	at Louisiana Tech	9-9-2017	10
111	Dak Prescott	UAB	9-6-2014	18
111	Jerious Norwood	at Florida	10-8-2005	13
111	Fred Reid	Troy State	10-12-2002	18
111	James Johnson	Vanderbilt	9-5-1998	23
111	Tay Galloway	vs. LSU	11-17-1990	22
111	Orlando Wade	Vanderbilt	9-2-1989	19
111	Albert Williams	Louisiana Lafayette	9-5-1987	8
110	Nick Fitzgerald	vs. UMass	9-25-2016	15
110	LaDarius Perkins	at Kentucky	10-6-2012	25
110	Nakia Greer	Louisiana-Monroe	11-2-1996	10
110	Tommy Garrison	at Texas Tech	10-7-1967	35
109	Keytaon Thompson	Stephen F. Austin	9-1-2018	10
109	Chris Relf	Georgia	9-25-2010	20
109	Jerious Norwood	Arkansas	11-22-2004	23
109	Don Smith	vs. Ole Miss	11-22-1986	21
109	Hank Phillips	at Auburn	10-26-1985	15
109	Stanley Howell	Southern Miss	10-27-1979	8
109	Dennis Johnson	vs. Kentucky	10-9-1976	23
109	Billy Hill	Memphis	10-24-1959	10
108	Kylin Hill	at Ole Miss	11-22-2018	17
108	Anthony Dixon	Tennessee	10-13-2007	26
108	Dicenzo Miller	Memphis	9-3-2001	12
108	Keffer McGee	at South Carolina	9-28-1996	24
108	Wally Beech	at Clemson	10-9-1949	17
107	Nick Fitzgerald	Louisiana Tech	11-3-2018	18
107	Nick Fitzgerald	Louisiana Lafayette	9-15-2018	15



107	Aeris Williams	at Louisiana Tech	9-9-2017	9
107	Nick Fitzgerald	at Kentucky	10-22-2016	16
107	Josh Robinson	Texas A&M	10-4-2014	17
107	Anthony Dixon	Vanderbilt	10-11-2008	27
107	Michael Davis	Alabama	11-12-1994	21
107	Don Smith	at Tulane	10-18-1986	17
107	Donald King	at Miami (Fla.)	10-18-1980	13
107	Barry Cotney	Tampa	10-2-1965	11
106	Chris Relf	at Auburn	9-10-2011	27
106	Anthony Dixon	Georgia Tech	10-3-2009	18
106	Anthony Dixon	LSU	9-26-2009	27
106	Michael Haddix	at Tulane	9-4-1982	14
106	Lewis Grubbs	at Alabama	10-31-1970	8
106	Ode Burrell	at Tulane	10-12-1962	4
105	Nick Fitzgerald	at Texas A&M	10-28-2017	18
105	Dak Prescott	at LSU	9-20-2014	22
105	Kevin Bouie	at Tulane	9-25-1993	15
105	Hank Phillips	Louisiana Tech	9-3-1988	19
105	Henry Koontz	at Colorado State	10-10-1981	23
105	Bruce Threadgill	vs. Kentucky	10-9-1976	24
105	Jackie Parker	Arkansas State	10-4-1952	18
104	Aeris Williams	Arkansas	11-17-2018	15
104	Dicenzo Miller	Alabama	11-11-2000	16
104	Dontae Walker	Middle Tennessee	10-28-2000	14
104	Wayne Madkin	at BYU	9-14-2000	7
104	Don Smith	Florida	9-27-1986	24
104	Don Smith	Syracuse	9-14-1985	17
104	Al Rickey Edwards	vs. Navy	9-17-1983	16
104	Stanley Howell	at Auburn	11-10-1979	8
104	Dwayne Brown	vs. Memphis	9-8-1979	14
104	Bruce Threadgill	at Auburn	11-8-1975	20
104	Rockey Felker	Vanderbilt	9-22-1973	7
104	Andy Rhoades	Richmond	10-1-1966	21
103	Nick Fitzgerald	vs. Iowa	1-1-2019	20
103	Nick Fitzgerald	BYU	10-14-2017	15
103	Dak Prescott	LSU	10-5-2013	12
103	Chris Relf	Arkansas	11-20-2010	31
103	Vick Ballard	Kentucky	10-30-2010	14
103	Anthony Dixon	at Auburn	9-15-2007	29
103	Robert Isaac	Louisiana-Monroe	11-2-1996	14
103	Dwayne Brown	at Florida State	10-13-1979	25
102	Vick Ballard	UT Martin	11-5-2011	11
102	Michael Davis	at Alabama	11-13-1993	23
102	Karl Williamson	at Tulane	9-25-1993	12
102	Don Smith	at Tennessee	9-13-1986	14
102	Don Smith	at Syracuse	9-6-1986	23
102	Melvin Barkum	vs. Florida State	10-14-1972	12
102	Hoyle Granger	vs. Alabama	10-30-1965	21
101	Aeris Williams	Louisiana Lafayette	9-15-2018	11
101	Nick Fitzgerald	at Arkansas	11-18-2017	22
101	Josh Robinson	vs. Arkansas	11-23-2013	17
101	Vick Ballard	at UAB	10-8-2011	11
101	Dontae Walker	at Alabama	11-10-2001	15
101	Dontae Walker	at Kentucky	11-4-2000	15
101	Michael Haddix	vs. Ole Miss	11-20-1982	15
101	Dennis Johnson	at Southern Miss	10-23-1976	19
101	Hoyle Granger	vs. Alabama	10-31-1964	17
101	Don Morris	at Tulane	11-7-1953	15
100	LaDarius Perkins	Tennessee	10-13-2012	23
100	Michael Davis	at Kentucky	10-31-1992	8
100	Don Smith	at Missouri	9-22-1984	19
100	Michael Haddix	Marshall	10-20-1979	8
100	Walter Packer	Southern Miss	10-4-1975	15
100	Wally Beech	at Ole Miss	12-2-1950	19

YEAR-BY-YEAR INDIVIDUAL 100-YARD RUSHING GAMES

1944	0
1945	0
1946	0
1947	3
1948	0
1949	1
1950	2
1951	0
1952	6
1953	2
1954	0
1955	0
1956	0
1957	0
1958	0
1959	1
1960	0
1961	0
1962	1
1963	0
1964	2
1965	2
1966	2
1967	1
1968	0
1969	0
1970	2
1971	0
1972	1
1973	8
1974	10
1975	7
1976	8
1977	2
1978	2
1979	6
1980	5
1981	3
1982	5
1983	3
1984	4
1985	6
1986	6
1987	5
1988	1
1989	4
1990	3
1991	2
1992	2
1993	7
1994	9
1995	5
1996	6
1997	5
1998	7
1999	2
2000	13
2001	5
2002	2
2003	5
2004	5
2005	5
2006	2
2007	5
2008	3
2009	9
2010	7
2011	7
2012	4
2013	5
2014	8
2015	1
2016	10
2017	12
2018	13
2019	9
TOTAL	291

SAME GAME 100-YARD RUSHING PERFORMANCES


NAMES (ATT./YARDS)	OPPONENT	COMBINED ATT./YDS.
Kylin Hill (21/234) and Nick Gibson (12/129)	at Arkansas, 2019	33/363
Nick Fitzgerald (18/117) and Kylin Hill (17/108)	at Ole Miss, 2018	35/225
Nick Fitzgerald (28/195) and Kylin Hill (23/126)	Auburn, 2018	51/321
Nick Fitzgerald (15/107) and Aeris Williams (11/101)	Louisiana Lafayette, 2018	26/208
Nick Fitzgerald (19/159) and Kylin Hill (17/211)	at Kansas State, 2018	36/370
Nick Fitzgerald (17/135) and Aeris Williams (24/114)	UMass, 2017	41/249
Aeris Williams (23/114) and Nick Fitzgerald (15/103)	BYU, 2017	38/217
Nick Fitzgerald (10/111) and Aeris Williams (9/107)	at Louisiana Tech, 2017	19/218
Nick Fitzgerald (14/258) and Aeris Williams (25/191)	at Ole Miss, 2016	39/449
Nick Fitzgerald (20/182) and Aeris Williams (24/140)	Texas A&M, 2016	44/324
Josh Robinson (20/124) and Dak Prescott (18/111)	UAB, 2014	38/235
Josh Robinson (16/197) and Dak Prescott (22/105)	at LSU, 2014	38/302
Vick Ballard (21/135) and Chris Relf (27/106)	at Auburn, 2011	48/241
Vick Ballard (33/150) and Chris Relf (31/103)	Arkansas, 2010	64/253
Dicenzo Miller (19/117) and Dontae Walker (15/101)	at Kentucky, 2000	34/218
Anthony Dixon (29/133) and Chris Relf (15/131)	Ole Miss, 2009	44/264
Dicenzo Miller (12/114) and Dontae Walker (14/104)	Middle Tennessee State, 2000	26/218
Dicenzo Miller (19/172) and Dontae Walker (25/156)	Florida, 2000	44/328
Dontae Walker (16/117) and Dicenzo Miller (16/104)	Alabama, 2000	32/221
James Johnson (21/133) and Robert Isaac (20/113)	Memphis, 1997	41/246
Tony Buckhalter (19/120), Nakia Greer (10/110) and Robert Isaac (14/103)	Louisiana-Monroe, 1996	43/333
Kevin Bouie (27/141) and Michael Davis (24/139)	at Ole Miss, 1994	51/280
Kevin Bouie (17/123) and Michael Davis (21/107)	Alabama, 1994	38/230
Michael Davis (21/124), Kevin Bouie (15/105) and Karl Williamson (12/102)	at Tulane, 1993	48/331
Kenny Roberts (14/167) and Orlando Wade (19/111)	Vanderbilt, 1989	33/278
Rodney Peters (14/125) and Don Smith (17/107)	at Tulane, 1986	31/232
Michael Haddix (17/181) and Henry Koonz (23/105)	at Colorado State, 1981	40/286
Michael Haddix (15/117) and John Bond (13/116)	Louisiana Tech, 1980	28/233
Walter Packer (17/149) and Dennis Johnson (15/119)	at Memphis, 1976	32/268
Dennis Johnson (23/109) and Bruce Threadgill (24/105)	vs. Kentucky, 1976	47/214
Dennis Johnson (15/131) and Bruce Threadgill (22/113)	vs. Florida, 1975	37/244
Walter Packer (24/183) and Terry Vitrano (20/164)	vs. North Carolina, 1974	44/347
Dennis Johnson (26/198) and Walter Packer (18/125)	at Memphis, 1974	44/323
Wayne Jones (13/117) and Rocky Felker (7/104)	Vanderbilt, 1973	20/221
Charles Evans (18/129) and Don Morris (15/101)	at Tulane, 1953	33/230
Joe Fortunato (13/120) and Jackie Parker (18/105)	Arkansas State, 1952	31/225

SAME GAME 100-YARD RECEIVING PERFORMANCES

NAMES (REC./YARDS)	OPPONENT	COMBINED REC./YDS.
Donald Gray (4/207) and Fred Ross (9/107)	Samford, 2016	13/314
Fred Ross (10/154) and Brandon Holloway (4/101)	at Arkansas, 2015	14/255
Fred Ross (11/115) and De'Runnya Wilson (4/102)	at Missouri, 2015	15/117
Joe Morrow (6/117), De'Runnya Wilson (9/105) and Fred Ross (6/102)	vs. Georgia Tech, 2014	21/324
Josh Robinson (6/110) and Fred Ross (4/107)	Arkansas, 2014	10/217
Brandon Heavens (5/112) and Chad Bumphis (4/100)	Memphis, 2010	9/212
Justin Jenkins (9/172) and McKinley Scott (6/115)	at Houston, 2003	15/287
Terrell Grindle (3/118) and Ray Ray Bivins (2/109)	Jacksonville State, 2002	5/227
Fred Hadley (7/166) and Jerry Bouldin (5/115)	Alabama, 1988	12/281
Sandy Braswell (5/118) and Bill Buckley (4/105)	Louisiana-Monroe, 1972	9/223

300-YARDS PASSING/100-YARDS RUSHING BY SAME PLAYER

NAME	DATE	OPPONENT	YARDS PASSING	YARDS RUSHING
Keytaon Thompson	9-1-18	Stephen F. Austin	364	109
Nick Fitzgerald	10-29-16	Samford	417	119
Dak Prescott	10-24-15	Kentucky	348	117
Nick Fitzgerald	11-19-16	Arkansas	328	131
Nick Fitzgerald	9-24-16	at UMass	305	110



Fred Ross broke the school record for career 100-yard receiving games with 10 from 2014-16.

YEAR-BY-YEAR INDIVIDUAL 100-YARD RECEIVING GAMES

1944	0
1945	0
1946	1
1947	0
1948	0
1949	0
1950	0
1951	0
1952	0
1953	0
1954	0
1955	0
1956	0
1957	0
1958	0
1959	0
1960	0
1961	0
1962	0
1963	0
1964	0
1965	0
1966	1
1967	0
1968	2
1969	5
1970	2
1971	0
1972	5
1973	2
1974	1
1975	1
1976	0
1977	2
1978	5
1979	0
1980	0
1981	2
1982	3
1983	1
1984	1
1985	3
1986	0
1987	2
1988	3
1989	0
1990	1
1991	1
1992	1
1993	3
1994	2
1995	4
1996	1
1997	1
1998	2
1999	3
2000	0
2001	2
2002	5
2003	5
2004	1
2005	0
2006	5
2007	1
2008	1
2009	1
2010	4
2011	1
2012	4
2013	1
2014	6
2015	7
2016	4
2017	0
2018	2
2019	0
TOTAL	111



500-YARD PASSING GAMES

Yds.	Player	Opponent	Date
508	Dak Prescott	at Arkansas	11-21-2015

400-YARD PASSING GAMES

Yds.	Player	Opponent	Date
466	Derrick Taite	Tulane	10-22-1994
453	Dak Prescott	vs. Georgia Tech	12-31-2014
429	Dave Marler	vs. Alabama	11-4-1978
421	Wesley Carroll	vs. Arkansas	11-17-2007
417	Nick Fitzgerald	Samford	10-29-2016
405	Todd Jordan	at Florida	10-2-1993

300-YARD PASSING GAMES

Yds.	Player	Opponent	Date
384	Mike Henig	Kentucky	10-28-2006
380	Dak Prescott	vs. NC State	12-30-2015
370	Todd Jordan	Memphis	9-4-1993
364	Keytaon Thompson	Stephen F. Austin	9-1-2018
360	Kevin Fant	at Houston	9-20-2003
348	Dak Prescott	Kentucky	10-24-2015
347	Dak Prescott	Louisiana Tech	10-17-2015
346	Kevin Fant	BYU	12-1-2001
340	Kevin Fant	at Ole Miss	11-28-2002
336	Kevin Fant	Jacksonville State	9-14-2002
335	Dak Prescott	LSU	9-12-2015
335	Tony Shell	Alabama	10-29-1988
331	Dak Prescott	Arkansas	11-1-2014
328	Nick Fitzgerald	Arkansas	11-29-2016
312	Tony Shell	vs. Southern Miss	10-15-1988
311	Derrick Taite	at Tennessee	9-23-1995
309	Tony Shell	at Kentucky	10-13-1990
307	Dave Marler	Florida State	10-14-1978
306	Dave Marler	vs. Ole Miss	11-25-1978
305	Nick Fitzgerald	vs. UMass	9-25-2016
303	Dak Prescott	at Missouri	11-5-2015
300	Dak Prescott	Alabama	11-14-2015



Dak Prescott shattered the MSU career record for 300-yard passing games with nine.

250-YARD PASSING GAMES

Yds.	Player	Opponent	Date
297	Don Smith	at Alabama	11-2-1985
296	Derrick Taite	Memphis	9-2-1995
295	Tyler Russell	at LSU	11-12-2012
291	Tyler Russell	Tennessee	10-13-2012
290	Dak Prescott	at Alabama	11-15-2014
290	Tommy Pharr	Ole Miss	11-27-1969
288	Chris Relf	at Ole Miss	11-27-2010
288	Derrick Taite	at Auburn	10-7-1995
287	Greg Plump	vs. North Carolina	1-2-1993
287	Don Smith	at Kentucky	10-12-1985
285	Kevin Fant	Oregon	8-31-2003
284	Dak Prescott	Southern Miss	8-30-2014
284	Don Smith	vs. Southern Miss	9-21-1985
283	Dak Prescott	vs. Rice	12-31-2013
283	Mike Davis	vs. Southern Miss	10-17-1987
282	Dak Prescott	at Ole Miss	11-29-2014
281	Chris Relf	vs. Michigan	1-1-2011
278	Tyson Lee	Georgia Tech	10-3-2009

277	Tommy Pharr	Florida State	11-9-1968
274	Tyler Russell	Arkansas	11-17-2012
274	Dave Marler	at Memphis	9-23-1978
270	Dak Prescott	at Auburn	9-26-2015
269	Tyler Russell	at Kentucky	10-6-2012
268	Dak Prescott	Texas A&M	10-4-2014
268	Dak Prescott	at LSU	9-20-2014
268	Dak Prescott	Kentucky	10-24-2013
268	Tyler Russell	at Ole Miss	11-24-2012
266	Tony Shell	Georgia	9-17-1988
263	Tyler Russell	vs. Arkansas	11-23-2013
263	Kevin Fant	Ole Miss	11-22-2001
262	Wayne Madkin	Alabama	11-11-2000
261	Tyson Lee	at Kentucky	11-01-2008
261	Wayne Madkin	South Carolina	9-20-2001
261	Derrick Taite	LSU	9-9-1995
260	Tony Shell	at Tulane	11-19-1988
258	John Bond	at Florida	9-25-1982
258	Tommy Pharr	vs. Alabama	11-1-1969
257	Wayne Madkin	at Vanderbilt	10-2-1999
256	Tyler Russell	Memphis	9-4-2010
256	Bruce Threadgill	at Auburn	11-5-1977
254	Dak Prescott	Ole Miss	11-28-2015
250	Omarr Conner	Maine	9-18-2004
250	Tommy Pharr	Southern Miss	10-11-1969

200-YARD RECEIVING GAMES

Yds.	Player	Opponent	Date	Rec.
220	Jameon Lewis	vs. Rice	12-31-2013	9
215	David Smith	vs. Texas Tech	10-17-1970	12
208	Jamaye Smith	vs. Arkansas	11-17-2007	10
208	Danny Knight	at Florida	9-25-1982	8
208	Sammy Milner	vs. Texas Tech	10-19-1968	9
207	Donald Gray	Samford	10-29-2016	4

100-YARD RECEIVING GAMES

Yds.	Player	Opponent	Date	Rec.
194	David Smith	Ole Miss	11-27-1969	14
192	Tony Burks	Kentucky	10-28-2006	7
183	Eric Moulds	at Tennessee	9-23-1995	15
180	Chad Bumphis	at Troy	9-15-2012	6
175	Mardye McDole	Florida State	10-14-1978	9
174	Mardye McDole	vs. Tennessee	10-28-1978	4
172	Justin Jenkins	at Houston	9-20-2003	9
171	Fred Ross	Arkansas	11-29-2016	10
168	Mardye McDole	vs. Alabama	11-4-1978	9
166	Fred Hadley	Alabama	10-29-1988	7
164	Justin Jenkins	at Tulane	9-13-2003	9
160	Eric Moulds	Tulane	10-22-1994	5
160	Danny Knight	at Tulane	9-4-1982	8
157	Eric Moulds	LSU	9-9-1995	8
154	Fred Ross	at Arkansas	11-14-2015	10
154	Bill Buckley	at Florida State	10-13-1973	6
153	Louis Clark	at Kentucky	10-12-1985	7
148	Mardye McDole	at Auburn	11-5-1977	6
147	Kelvin Love	Kentucky	11-4-1999	6
146	Chad Bumphis	at Ole Miss	11-24-2012	6
146	Sammy Milner	vs. Auburn	9-28-1968	12
144	Chris Jones	at Florida	10-2-1993	5
143	Mardye McDole	vs. Ole Miss	11-25-1978	7
140	Donald Gray	Northwestern State	9-19-2015	4
140	Chad Bumphis	at LSU	11-10-2012	9
140	LaDarius Perkins	at Ole Miss	11-27-2010	3
138	David Smith	Richmond	9-20-1969	11
136	Bill Buckley	at Kentucky	10-7-1972	8
133	Chad Bumphis	Alcorn State	10-2-2010	9
133	Justin Jenkins	BYU	12-1-2001	7
132	Kevin Prentiss	Arkansas	11-21-1998	7
131	David Smith	Ole Miss	11-21-1970	6
130	Stephen Guidry	Texas A&M	10-27-2018	3
130	Tony Burks	Tulane	9-16-2006	4
127	Willie Harris	vs. North Carolina	1-2-1993	8
127	Willie Harris	at South Carolina	10-17-1992	8
127	Fred Hadley	vs. Alabama	10-31-1987	5
126	Fred Ross	vs. UMass	9-25-2016	8
126	Mardye McDole	vs. Ole Miss	11-19-1977	6
125	Fred Hadley	vs. Southern Miss	10-15-1988	7
125	Art Mordecai	at Memphis	10-27-1984	3
124	Bill Buckley	Houston	10-28-1972	9
123	Chad Bumphis	Georgia Tech	10-3-2009	6
120	Kaffer McGee	at Auburn	10-7-1995	3
120	Eric Moulds	Arkansas	11-5-1994	7
119	Shaston Coleman	Memphis	9-2-1995	4
119	Sammy Milner	at Florida	10-5-1968	8
118	Tony Burks	West Virginia	10-7-2006	4

118	Justin Jenkins	Vanderbilt	10-4-2003	8
118	Terrell Grindle	Jacksonville State	9-14-2002	3
118	Sandy Braswell	Louisiana-Monroe	9-16-1972	5
118	David Smith	Southern Miss	10-11-1969	6
117	Fred Ross	Ole Miss	11-28-2015	12
117	Joe Morrow	vs. Georgia Tech	12-31-2014	6
117	De Runnya Wilson	at Ole Miss	11-29-2014	8
117	Will Prosser	Maine	9-18-2004	4
117	David Smith	at Florida	9-19-1970	10
116	Jameon Lewis	at LSU	9-20-2014	5
116	Justin Jenkins	Ole Miss	11-22-2001	7
116	Glen Young	at Auburn	10-24-1981	8
115	Fred Ross	at Missouri	11-5-2015	11
115	McKinley Scott	at Houston	9-20-2003	6
115	Ray Ray Bivines	at Ole Miss	11-28-2002	6
115	Kenny Causey	at Alabama	11-13-1993	7
115	Jerry Bouldin	Alabama	10-29-1988	5
114	Osirus Mitchell	Stephen F. Austin	9-1-2018	2
114	Fred Ross	Alabama	11-14-2015	8
113	Jameon Lewis	at Memphis	9-1-2011	4
113	Justin Jenkins	at Auburn	10-18-2003	7
113	Willie Harris	Memphis	10-19-1991	5
113	Willie Harris	at Kentucky	10-13-1990	5
114	James Bloodworth	at Alabama	11-2-1985	5
114	Bill Buckley	vs. Kentucky	10-6-1973	9
112	Brandon Heavens	Memphis	9-4-2010	5
112	Danny Knight	Arkansas State	9-11-1982	3
112	Jerry Price	at LSU	11-14-1981	3
111	Jameon Lewis	LSU	10-5-2013	7
111	Danny Knight	at Alabama	10-29-1983	6
110	Josh Robinson	Arkansas	11-1-2014	6
110	Danny Knight	vs. Ole Miss	11-20-1982	3
110	Mardye McDole	at Memphis	9-23-1978	5
109	Ray Ray Bivines	Jacksonville State	9-14-2002	2
109	Kelvin Love	at Alabama	11-13-1999	4
109	Terrell Grindle	at Auburn	10-9-1999	6
109	Harland Reed	at LSU	11-12-1966	6
108	Terrell Grindle	Kentucky	11-2-2002	3
107	Fred Ross	Samford	10-29-2016	9
107	Fred Ross	Arkansas	11-1-2014	4
106	Tony Burks	at Georgia	10-21-2006	4
106	Terrell Grindle	at South Carolina	10-5-2002	5
106	Kevin Prentiss	at Oklahoma State	9-19-1998	3
106	Robert Isaac	Louisiana Tech	9-21-1996	6
106	Gavin Rees	at Rice	10-11-1975	7
105	De Runnya Wilson	vs. Georgia Tech	12-31-2014	9
105	Bill Buckley	Louisiana-Monroe	9-16-1972	4
105	John Grace	Murray State	11-2-1946	2
104	Chad Bumphis	at Kentucky	10-6-2012	9
103	Fred Ross	at Texas A&M	10-3-2015	11
103	Tony Burks	at LSU	9-30-2006	4
103	Fred Hadley	vs. Southern Miss	10-17-1987	7
103	Kenny Rogers	Florida	9-28-1985	7
103	Bill Buckley	at Ole Miss	11-25-1972	6
102	De Runnya Wilson	at Missouri	11-5-2015	4
102	Fred Ross	vs. Georgia Tech	12-31-2014	6
102	Brandon McRae	at Georgia Tech	9-20-2008	10
102	David Smith	at LSU	11-15-1969	5
102	Sammy Milner	vs. Florida	9-27-1969	9
101	Brandon Holloway	at Arkansas	11-21-2015	4
101	Anthony Dixon	Ole Miss	11-23-2007	7
101	Kevin Prentiss	South Carolina	9-27-1997	2
100	Chad Bumphis	Memphis	9-4-2010	4
100	Howard Lewis	vs. Auburn	9-22-1974	7



Jameon Lewis holds the MSU single-game record for receiving yards with 220 in the 2013 Liberty Bowl.



PASSING

Year	Player	Cmp.	Att.	Pct.	Yds.	TD
1946	Billy Murphy	21	60	.350	279	5
1947	Tom McWilliams	30	61	.492	360	3
1948	Tom McWilliams	41	74	.554	412	4
1949	Don Robinson	29	105	.276	303	1
1950	Frank Branch	24	40	.600	313	1
1951	Frank Branch	20	44	.455	198	0
1952	Jackie Parker	45	97	.464	811	8
1953	Jackie Parker	41	69	.594	603	7
1954	Bobby Collins	20	45	.444	337	3
1955	Bill Stanton	27	57	.474	554	5
1956	Billy Stacy	32	71	.451	464	3
1957	Billy Stacy	13	41	.317	248	3
1958	Billy Stacy	32	70	.457	388	2
1959	John Corroero	21	44	.477	251	2
1960	Charlie Furlow	63	114	.553	599	2
1961	Charlie Furlow	36	65	.554	389	0
1962	Charlie Furlow	62	111	.559	744	3
1963	Sonny Fisher	36	74	.486	353	2
1964	Ashby Cook	35	61	.574	426	2
1965	Ashby Cook	78	162	.481	1,032	8
1966	Don Saget	69	166	.416	753	2
1967	Tommy Pharr	26	71	.366	279	4
1968	Tommy Pharr	173	319	.542	1,838	9
1969	Tommy Pharr	140	258	.543	1,603	11
1970	Joe Reed	138	294	.469	1,616	8
1971	Hal Chealander	66	155	.426	937	2
1972	Rockey Felker	74	161	.460	992	6
1973	Rockey Felker	60	106	.566	782	9
1974	Rockey Felker	73	155	.471	1,147	8
1975	Bruce Threadgill	43	123	.350	575	2
1976	Bruce Threadgill	45	89	.506	807	7
1977	Bruce Threadgill	91	219	.416	1,317	7
1978	Dave Marler	163	287	.568	2,422	11
1979	Tony Black	23	62	.371	363	2
1980	John Bond	59	133	.444	849	5
1981	John Bond	65	144	.451	875	4
1982	John Bond	91	183	.497	1,591	7
1983	John Bond	92	205	.449	1,306	2
1984	Don Smith	75	176	.426	1,236	6
1985	Don Smith	143	312	.458	2,332	15
1986	Don Smith	120	244	.492	1,609	10
1987	Mike Davis	60	129	.465	779	2
1988	Tony Shell	153	335	.457	1,884	13
1989	Tony Shell	45	87	.517	499	2
1990	Tony Shell	151	293	.515	1,909	10
1991	Sleepy Robinson	77	141	.546	1,167	8
1992	Greg Plump	54	129	.419	863	4
1993	Todd Jordan	131	294	.446	1,935	11
1994	Derrick Taitte	110	220	.500	1,806	14
1995	Derrick Taitte	165	309	.534	2,241	16
1996	Derrick Taitte	75	171	.439	1,009	6
1997	Matt Wyatt	92	201	.458	1,369	6
1998	Wayne Madkin	96	199	.482	1,532	11
1999	Wayne Madkin	135	257	.525	1,884	10
2000	Wayne Madkin	138	246	.561	1,908	8
2001	Kevin Fant	94	170	.521	1,352	8
2002	Kevin Fant	163	311	.524	1,918	10
2003	Kevin Fant	186	351	.530	2,151	14
2004	Omarr Conner	107	205	.522	1,224	6
2005	Omarr Conner	86	167	.515	903	8
2006	Michael Henig	74	169	.438	1,201	7
2007	Wesley Carroll	134	255	.525	1,392	9
2008	Tyson Lee	153	260	.588	1,519	7
2009	Tyson Lee	130	221	.588	1,444	4
2010	Chris Relf	129	220	.586	1,789	13
2011	Chris Relf	114	190	.600	1,212	10
2012	Tyler Russell	231	394	.586	2,897	24
2013	Dak Prescott	156	267	.584	1,940	10
2014	Dak Prescott	244	396	.616	3,449	27
2015	Dak Prescott	316*	477*	.662	3,793	29
2016	Nick Fitzgerald	196	361	.543	2,423	21
2017	Nick Fitzgerald	159	286	.556	1,782	15
2018	Nick Fitzgerald	145	281	.516	1,767	16
2019	Garrett Shrader	153	88	.575	1,170	8

*Led SEC

RECEIVING

Year	Player	Rec.	Yds.	Avg.	TD
1946	Kermit Davis	11	158	14.4	1
1947	Harper Davis	15	229	15.3	3
1948	Harper Davis	12	94	7.8	1
1949	Murry Alexander	14	131	9.4	1
1950	Steve Clark	14	150	11.5	3
1951	John Katusa	10	73	7.3	0
1952	Norm Duplain	14	265	18.9	0
1953	Art Davis	11	150	13.6	3
1954	Levine Hollingshead	11	180	16.4	2
1955	Ron Bennett	12	248	20.7	3
1956	Ron Bennett	15	227	15.1	2
1957	Gil Peterson	7	95	13.6	2
1958	P.L. Blake	6	85	14.2	0
1959	Lee Welch	14	127	9.1	0
1960	Lee Welch	12	98	8.2	0
1961	Johnny Baker	22	323	14.7	1
1962	Ode Burrell	24	204	8.5	2
1963	Tommy Inman	12	179	14.9	2
1964	Tommy Inman	21	338	16.1	2
1965	Don Saget	24	373	15.5	4
1966	Marcus Rhoden	31	365	11.8	0
1967	Johnny Woitt	8	82	10.3	2
1968	Sammy Milner	*64	909	14.2	5
1969	Sammy Milner	64	745	11.6	6
1970	David Smith	*74	987	13.3	6
1971	Eric Hoggatt	28	365	13.0	0
1972	Bill Buckley	*47	776	16.5	6
1973	Bill Buckley	*41	661	16.1	7
1974	Howard Lewis	21	330	15.7	1
1975	Gavin Rees	18	292	16.2	2
1976	Robert Chatman	15	277	18.5	3
1977	Mardy McDole	29	510	17.6	2
1978	Mardy McDole	*48	1,035	21.6	7
1979	Mardy McDole	20	380	19.0	3
1980	Mardy McDole	19	289	15.2	1
1981	Glen Young	19	263	13.8	1
1982	Danny Knight	37	924	25.0	7
1983	Danny Knight	34	671	19.7	2
1984	Mikel Williams	23	177	7.7	1
1985	Jeff Patton	34	416	12.2	2
1986	Fred Hadley	28	529	18.9	3
1987	Fred Hadley	28	499	17.8	1
1988	Fred Hadley	29	477	16.5	5
1989	Jesse Anderson	21	230	11.0	0
1990	Jerry Bouldin	32	447	14.0	6
1991	Willie Harris	24	529	22.0	1
1992	Willie Harris	35	574	16.4	3
1993	Chris Jones	24	541	22.5	2
1994	Eric Moulds	39	845	21.7	7
1995	Eric Moulds	62	779	12.6	6
1996	Lamont Woodberry	27	305	11.3	2
1997	Lamont Woodberry	24	342	14.2	3
1998	Kevin Prentiss	38	681	17.9	3
1999	Kelvin Love	43	834	19.4	3
2000	Terrell Grindle	31	436	14.1	2
2001	Justin Jenkins	42	661	15.7	8
2002	Ray Ray Bivines	40	511	12.8	4
2003	Justin Jenkins	62	880	14.2	9
2004	Will Prosser	24	328	13.7	0
2005	Will Prosser	28	286	10.2	0
2006	Tony Burks	35	850	24.3	5
2007	Jamaye Smith	33	510	15.5	3
2008	Brandon McRae	51	518	10.2	3
2009	Chad Bumphis	32	375	11.7	4
2010	Chad Bumphis	44	634	14.4	5
2011	Arceto Clark	30	442	14.7	4
2012	Chad Bumphis	58	922	15.9	12*
2013	Jameon Lewis	64	923	14.4	5
2014	De Runnya Wilson	47	680	14.5	9
2015	Fred Ross	88	1,007	11.4	5
2016	Fred Ross	72	917	12.7	12*
2017	Jesse Jackson	27	276	10.2	0
2018	Stephen Guidry	19	440	23.2	3
2019	Osirus Mitchell	29	430	14.8	6

*Led SEC

RUSHING

Year	Player	Att.	Yds.	Avg.	TD
1946	Tom McWilliams	77	347	4.5	2
1947	Tom McWilliams	137	625	4.6	5
1948	Tom McWilliams	121	436	3.6	1
1949	Wally Beech	90	403	4.5	5
1950	Wally Beech	111	529	4.8	2
1951	Wally Beech	98	421	4.3	5
	Bill Stewart	117	421	3.6	--
1952	Joe Fortunato	128	779	6.1	5
1953	Charles Evans	109	549	5.0	2
1954	Art Davis	132	670	5.1	9
1955	Jim Harness	90	497	5.5	4
1956	Billy Stacy	138	613	4.4	6
1957	Molly Halbert	76	386	5.1	7
1958	Jack Batte	62	292	4.7	3
1959	Billy Hill	63	257	4.1	3
1960	Mackie Weaver	88	354	4.0	3
1961	Billy Hill	85	337	4.0	2
1962	Ode Burrell	71	310	4.4	5
1963	Hoyle Granger	113	481	4.3	7
1964	Hoyle Granger	129	604	4.7	2
1965	Hoyle Granger	108	449	4.2	3
1966	Andy Rhoades	75	295	3.9	1
1967	Tommy Pharr	136	326	2.4	1
1968	Tommy Pharr	141	239	1.7	3
1969	Steve Whaley	89	275	3.1	7
1970	Lewis Grubbs	155	644	4.2	7
1971	Lewis Grubbs	134	419	3.1	3
1972	Melvin Barkum	132	522	4.0	6
1973	Wayne Jones	212	1,193	5.6	6
1974	Walter Packer	157	994	6.3	6
1975	Walter Packer	180	1,012	5.6	7
1976	Dennis Johnson	152	859	5.7	6
1977	Dennis Johnson	114	529	4.6	2
1978	James Jones	130	687	5.3	10
1979	Fred Collins	128	591	4.6	4
1980	Michael Haddix	133	724	5.4	5
1981	Michael Haddix	110	622	5.7	3
1982	Michael Haddix	122	813	6.7	8
1983	John Bond	164	612	3.7	13
1984	Don Smith	128	545	4.3	9
1985	Don Smith	190	554	2.9	6
1986	Don Smith	159	740	4.7	6
1987	Hank Phillips	184	848	4.6	8
1988	Jesse Anderson	102	468	4.6	0
1989	Kenny Roberts	108	511	4.7	4
1990	Kenny Roberts	93	523	5.6	3
1991	Sleepy Robinson	154	543	3.5	5
1992	Kenny Roberts	106	597	5.6	0
1993	Michael Davis	205	883	4.3	7
1994	Michael Davis	196	929	4.7	10
1995	Keffer McGee	235	1,072	4.6	13
1996	Robert Isaac	117	527	4.5	3
1997	James Johnson	217	1,069	4.9	12
1998	James Johnson	236	1,383	5.9	12
1999	Dontae Walker	76	384	5.1	3
2000	Dicenzo Miller	160	1,005	6.3	10
2001	Dicenzo Miller	132	676	5.1	4
2002	Justin Griffith	91	471	5.2	2
2003	Nick Turner	123	696	5.7	7
2004	Jerious Norwood	195	1,050	5.4	7
2005	Jerious Norwood	191	1,126	5.9	6
2006	Anthony Dixon	169	668	4.0	9
2007	Anthony Dixon	287	1,066	3.7	14
2008	Anthony Dixon	197	869	4.4	7
2009	Anthony Dixon	257	1,391	5.4	12
2010	Vick Ballard	186	968	5.2	19
2011	Vick Ballard	193	1,189	6.2	10
2012	LaDarius Perkins	205	1,024	5.0	8
2013	Dak Prescott	134	829	6.2	13
2014	Josh Robinson	190	1,238	6.3	11
2015	Dak Prescott	160	588	3.7	10
2016	Nick Fitzgerald	195	1,375	7.1	16*
2017	Aeris Williams	236	1,107	4.7	6
2018	Nick Fitzgerald	221	1,121	5.1	13
2019	Kylin Hill	242	1,350	5.6	10



SCORING


Year	Player	TD	PAT	FG	Pts.
1946	Wallace Matulich	7	0	0	42
1947	Harper Davis	7	0	0	42
1948	Harper Davis	3	0	0	18
1949	Wally Beech	5	0	0	30
1950	Tom Rushing	7	0	0	42
1951	Wally Beech	5	0	0	30
1952	Jackie Parker	16	24	0	+120
1953	Jackie Parker	8	17	0	65
1954	Art Davis	10	0	0	6
1955	William E. Morgan	5	13	0	43
1956	Billy Stacy	6	0	0	36
1957	Molly Halbert	7	0	0	42
1958	Billy Stacy	3	2	0	20
1959	Billy Hill	3	0	0	18
1960	Billy Hill	3	#1	0	20
1961	Sammy Dantone	1	#8	4	27
1962	Ode Burrell	5	0	0	30
1963	Ode Burrell	7	0	0	42
1964	Marcus Rhoden	7	0	0	42
1965	Marcus Rhoden	7	0	0	42
1966	Don Saget	3	0	0	18
1967	Johnny Woitt	3	0	0	18
1968	Sammy Milner	5	0	0	30
1969	Steve Whaley	7	0	0	42
1970	Lewis Grubbs	8	0	0	48
1971	Glenn Ellis	0	12	6	30
1972	Melvin Barkum	6	0	0	36
1973	Vic Nickels	0	23	8	47
1974	Rockey Felker	7	#2	0	46
1975	Kinney Jordan	0	14	13	53
1976	Kinney Jordan	0	31	10	61
1977	Dave Marler	0	18	13	57
1978	James Jones	13	#3	0	84
1979	Fred Collins	4	#1	0	26
1980	Mardy McDole	7	0	0	42
1981	Dana Moore	0	0	10	30
1982	Michael Haddix	9	0	0	54
1983	John Bond	13	0	0	78
1984	Artie Cosby	0	17	13	56
1985	Artie Cosby	0	18	11	51
1986	Artie Cosby	0	21	12	57
1987	Joel Logan	0	17	12	53
1988	Joel Logan	0	17	11	50
1989	Joel Logan	0	23	8	47
1990	Joel Logan	0	19	10	49
1991	Chris Gardner	0	33	9	60
1992	Chris Gardner	0	13	15	58
1993	Tom Burke	0	18	17	69
1994	Tim Rogers	0	34	12	70
1995	Keffer McGee	15	#1	0	92
1996	Brian Hazelwood	0	25	8	49
1997	James Johnson	12	0	0	72
1998	Brian Hazelwood	0	32	15	77
1999	Scott Westerfield	0	18	18	72
2000	Scott Westerfield	0	37	12	73
2001	Justin Jenkins	8	#1	0	50
2002	Brent Smith	0	16	16	64
2003	Justin Jenkins	9	#1	0	56
2004	Jerious Norwood	7	0	0	42
2005	Jerious Norwood	8	0	0	48
2006	Anthony Dixon	9	0	0	54
2007	Anthony Dixon	16	0	0	96
2008	Anthony Dixon	9	0	0	54
2009	Anthony Dixon	12	0	0	72
2010	Vick Ballard	20	0	0	120
2011	Derek DePasquale	0	36	12	72
2012	Devon Bell	0	43	14	85
2013	Dak Prescott	15	#1	0	92
2014	Evan Sobieski	0	56	12	92
2015	Westin Graves	0	52	15	97
2016	Nick Fitzgerald	16	0	0	96
2017	Nick Fitzgerald	14	0	0	84
2018	Nick Fitzgerald	13	0	0	78
2019	Kylin Hill	11	0	0	66

- Total includes made two-point conversions + - Led NCAA

TOTAL OFFENSE

Year	Player	Rush	Pass	Plays	Yds.	TD
1946	Wallace Matulich	107	507	--	614	--
1947	Tom McWilliams	625	360	198	985	8
1948	Tom McWilliams	436	412	195	848	5
1949	Wally Beech	403	0	90	403	5
1950	Wally Beech	529	0	111	529	2
1951	Wally Beech	421	0	98	421	5
	Bill Stewart	421	0	117	421	--
1952	Jackie Parker	455	811	223	1,266	24
1953	Jackie Parker	208	603	144	811	15
1954	Art Davis	670	25	137	695	10
1955	Bill Stanton	135	554	121	689	6
1956	Billy Stacy	613	464	209	1,077	9
1957	Billy Stacy	350	248	151	598	4
1958	Billy Stacy	269	388	177	657	5
1959	Billy Hill	257	248	125	505	4
1960	Charlie Furlow	(-50)	599	167	549	2
1961	Billy Hill	337	299	138	636	3
1962	Charlie Furlow	(-35)	744	178	709	3
1963	Sonny Fisher	220	353	142	573	3
1964	Hoyle Granger	604	0	130	604	2
1965	Ashby Cook	65	1,032	231	1,097	11
1966	Don Saget	150	753	257	903	5
1967	Tommy Pharr	326	279	207	605	5
1968	Tommy Pharr	239	1,838	460	*2,077	12
1969	Tommy Pharr	4	1,603	309	1,607	12
1970	Joe Reed	316	1,616	449	1,932	15
1971	Hal Chealander	(-96)	937	209	841	2
1972	Melvin Barkum	522	591	228	1,113	8
1973	Wayne Jones	1,193	0	212	1,193	6
1974	Rockey Felker	446	1,147	304	*1,593	15
1975	Walter Packer	1,012	0	180	1,012	7
1976	Bruce Threadgill	554	807	249	1,361	11
1977	Bruce Threadgill	274	1,317	362	1,591	8
1978	Dave Marler	(-31)	2,422	375	*2,391	12
1979	Dwayne Brown	378	274	155	652	3
1980	John Bond	720	849	264	1,569	10
1981	John Bond	339	875	277	1,214	6
1982	John Bond	609	1,591	327	2,200	11
1983	John Bond	612	1,306	369	1,918	15
1984	Don Smith	545	1,236	304	1,781	15
1985	Don Smith	554	2,332	502	*2,886	21
1986	Don Smith	740	1,609	403	*2,349	16
1987	Hank Phillips	848	0	184	848	8
1988	Tony Shell	(-55)	1,884	363	1,829	13
1989	Kenny Roberts	511	0	108	511	4
1990	Tony Shell	(-66)	1,909	333	1,843	10
1991	Sleepy Robinson	543	1,167	295	1,710	13
1992	Greg Plump	112	863	209	975	7
1993	Todd Jordan	(-13)	1,935	336	1,922	12
1994	Derrick Taite	51	1,806	286	1,857	15
1995	Derrick Taite	16	2,241	370	2,257	16
1996	Derrick Taite	6	1,009	212	1,015	6
1997	Matt Wyatt	(-178)	2,199	237	2,021	6
1998	Wayne Madkin	(-36)	1,532	260	1,496	13
1999	Wayne Madkin	(-1)	1,884	308	1,883	10
2000	Wayne Madkin	179	1,908	315	2,087	13
2001	Kevin Fant	9	1,352	120	1,361	8
2002	Kevin Fant	(-69)	1,918	224	1,849	10
2003	Kevin Fant	(-149)	2,151	256	2,002	16
2004	Omarr Conner	115	1,224	174	1,339	7
2005	Jerious Norwood	1,126	0	191	1,317	6
2006	Michael Henig	18	1,201	187	1,219	7
2007	Wesley Carroll	67	1,392	302	1,459	9
2008	Tyson Lee	37	1,519	322	1,556	8
2009	Tyson Lee	175	1,444	295	1,619	6
2010	Chris Relf	713	1,789	414	2,502	18
2011	Chris Relf	375	1,212	313	1,587	12
2012	Tyler Russell	-5	2,897	437	2,892	26
2013	Dak Prescott	829	1,940	401	2,769	23
2014	Dak Prescott	986	3,449	606	*4,435	41
2015	Dak Prescott	588	3,793	637	4,381	39
2016	Nick Fitzgerald	1,375	2,423	556	*3,798	37
2017	Nick Fitzgerald	984	1,782	448	2,766	29
2018	Nick Fitzgerald	1,121	1,767	502	2,888	29
2019	Garrett Shrader	587	1,170	266	1,757	14

* - Led SEC (ranked on yards-per-game since 1970)



Quarterback John Bond led Mississippi State in total offense all four years of his career (1980-83).



Don Smith led the Bulldogs in total offense from 1984-86, and he was tops in the SEC in the category in back-to-back years.



INTERCEPTIONS

Year	Player	Int.	Yds.	Avg.
1946	Billy Murphy	5	20	4.0
1947	Harper Davis	2	13	6.5
1948	Harper Davis	5	134	26.8
1949	Max Stainbrook	5	91	8.2
1950	Joe Fortunato	3	33	11.0
1951	Dick Rosenberg	4	71	17.8
1952	Ollie Fairchild	3	32	10.7
1953	Jackie Parker	4	22	5.5
1954	Art Davis	4	93	23.3
1955	Jimmy Dodd	2	19	9.5
1956	Jimmy Dodd	2	75	37.5
1957	Tom Miller	4	93	23.3
1958	Billy Stacy	4	14	3.5
1959	Bobby Bethune	2	0	0.0
1960	Bobby Bethune	6	30	5.0
1961	Lee Welch	1	35	35.0
1962	Jonny Windham	2	15	7.5
1963	Sonny Fisher	5	109	21.8
1964	James Carroll	5	70	14.0
1965	Bill Kiser	2	30	15.0
	Jim Courtney	2	14	7.0
	Tommy Corbett	2	1	0.5
1966	Bill Kiser	5	46	9.2
1967	Jim Courtney	5	47	9.4
1968	Al Morrell	2	34	17.0
	Buddy Hardwich	2	6	3.0
1969	Bill Crick	6	84	14.0
1970	Ken Phares	5	63	12.6
1971	Frank Dowsing	3	29	9.7
	Emile Petro	3	9	3.0
1972	John David Calhoun	4	25	6.3
1973	Steve Freeman	5	14	2.8
1974	Steve Freeman	4	56	14.0
1975	Henry Davison	3	17	5.7
	Bobby Wallace	3	9	3.0
	Stan Black	3	8	2.7
1976	Henry Davison	5	98	19.6
1977	Kenny Johnson	4	54	13.5
1978	Kenny Johnson	3	28	9.3
1979	Rob Fesmire	4	18	4.5
1980	Larry Friday	5	53	10.6
1981	Kenneth Johnson	4	25	6.3
1982	Gary Lambert	2	35	17.5
	Kenneth Johnson	2	20	10.0
	Calvin Zanders	2	14	7.0
1983	Billy Jackson	2	45	22.5
	Kenneth Johnson	2	0	0.0
	Clay Preacher	2	0	0.0
	Calvin Zanders	2	-4	-2.0
1984	Bruce Plummer	2	15	7.5
	Kirby Jackson	2	8	4.0
	Tom Nichols	2	5	2.5
1985	Brian Hutson	2	24	12.0
	Kirby Jackson	2	15	7.5
1986	Bruce Plummer	3	34	11.3
1987	Michael Taylor	2	9	4.5
1988	Bo Russell	4	36	9.0
1989	Marc Woodard	3	9	3.0
1990	Albert Williams	2	51	25.5
	Lance Aldridge	2	22	11.0
1991	Kelvin Knight	4	58	14.5
	Tony Harris	4	42	10.5
1992	Kelvin Knight	4	90	22.5
	Charlie Davidson	4	66	16.5
1993	Walt Harris	6	59	9.8
1994	Walt Harris	6	41	6.8
1995	Walt Harris	4	62	15.5
1996	Izell McGill	4	71	17.8
1997	Izell McGill	6	94	15.7
1998	Robert Bean	5	136	27.2
1999	Fred Smoot	5	13	2.6
2000	Fred Smoot	5	31	6.2
2001	Korey Banks	4	29	7.3
2002	Darren Williams	3	44	14.7
	Korey Banks	3	6	2.0

2003	Odell Bradley	2	56	28.0
	Eric Fuller	2	13	6.5
2004	Darren Williams	4	31	7.8
2005	Jeramie Johnson	4	51	12.8
2006	Derek Pegues	4	95	23.8
2007	Derek Pegues	5	120	24.0
2008	Karlin Brown	2	31	15.5
	Derek Pegues	2	23	11.5
	Keith Fitzhugh	2	11	5.5
2009	Corey Broomfield	6	118	19.7
2010	Corey Broomfield	3	40	13.3
	Johnthan Banks	3	24	8.0
	Nickoe Whitley	3	0	0.0
2011	Johnthan Banks	5	27	5.4
2012	Darius Slay	*5	101	20.2
2013	Nickoe Whitley	5	42	8.4
2014	Richie Brown	3	54	18.0
	Will Redmond	3	5	1.7
2015	Brandon Bryant	3	73	24.3
2016	Jamoral Graham	3	105	35.0
2017	Mark McLaurin	*6	85	14.2
2018	Willie Gay Jr.	2	49	24.5
	Johnathan Abram	2	9	4.5
	Cameron Dantzler	2	8	4.0
	C.J. Morgan	2	7	3.5
	Erroll Thompson	2	0	0.0
2019	Marcus Murphy	2	38	19.0
	Cam Dantzler	2	0	0.0

* - Led SEC

TOTAL TACKLES

Year	Player, Pos.	UT	AT	TT
1975	Ray Costict, LB	67	88	155
1976	Ray Costict, LB	96	60	156
1977	Mike Lawrence, LB	71	43	114
1978	Johnnie Cooks, LB	73	42	115
1979	Rusty Martin, LB	53	72	125
1980	Don Edwards, LB	58	60	118
1981	Johnnie Cooks, LB	78	45	123
1982	John Miller, LB	63	101	164
1983	Calvin Zanders, LB	80	106	186
1984	Aaron Pearson, LB	104	44	148
1985	Aaron Pearson, MLB	70	45	115
1986	Cedric Corse, ILB	86	58	144
1987	Bo Russell, SS	36	49	85
1988	James Williams, ILB	102	61	*163
1989	James Williams, ILB	95	62	157
1990	Reggie Stewart, ILB	100	79	+179
1991	Keo Coleman, ILB	59	55	114
1992	Daniel Boyd, ILB	76	52	128
1993	Juan Long, ILB	68	49	117
1994	Dwayne Curry, ILB	67	56	123
1995	Dwayne Curry, ILB	63	50	113
1996	Paul Lacoste, ILB	75	67	142
1997	Dereck Rush, ILB	53	55	108
1998	Edward Smith, OSE	69	58	127
1999	Barrin Simpson, LB	54	51	105
2000	Mario Haggan, LB	70	62	*132
2001	Mario Haggan, LB	62	33	95
2002	Mario Haggan, LB	66	53	119
2003	T.J. Mawhinney, LB	61	49	110
2004	Slovakia Griffith, DB	37	35	72
2005	Quinton Culbertson, LB	49	29	78
2006	Quinton Culbertson, LB	52	50	102
2007	Jamar Chaney, LB	35	54	89
2008	Dominic Douglas, LB	51	65	116
2009	Jamar Chaney, LB	39	51	90
2010	Chris White, LB	54	56	110
2011	Cameron Lawrence, LB	50	73	123
2012	Cameron Lawrence, LB	54	66	120
2013	Benardrick McKinney, LB	42	29	71
2014	Benardrick McKinney, LB	35	36	71
2015	Richie Brown, LB	51	58	109
2016	Richie Brown, LB	51	51	102
2017	Mark McLaurin, S	36	43	79
2018	Johnathan Abram, S	53	46	99
2019	Erroll Thompson, LB	38	46	84

SACKS

Year	Player, Pos.	No.	Yds.
1985	Aaron Pearson, LB	6.0	53
1986	Michael Simmons, DT	3.0	NA
1987	Michael Simmons, DT	3.0	16
	Anthony Butts, DT	3.0	13
1988	Darren Martin, LB	5.0	32
1989	Robert Young, DL	10.0	72
1990	Kevin Henry, DE	6.0	51
1991	Nate Williams, NT	7.0	32
1992	Jerome Brown, DE	4.0	22
1993	Herman Carroll, DE	5.0	45
1994	Larry Williams, DE	6.0	45
1995	Larry Williams, DE	6.5	39
1996	Greg Favors, DE	*12.5	112
1997	Greg Favors, DE	7.0	67
1998	Edward Smith, OSE	*12.0	112
1999	Ellis Wymys, DT	5.0	25
2000	Mario Haggan, LB	5.0	47
	Pig Prather, DOG	5.0	42
2001	Mario Haggan, LB	4.0	33
	Conner Stephens, DE	4.0	28
2002	Michael Gholar, DOG	3.0	26
2003	Tommy Kelly, DT	4.0	31
2004	Willie Evans, DE	5.5	25
2005	Willie Evans, DE	*15.0	96
2006	Titus Brown, DE	7.5	54
2007	Titus Brown, DE	8.0	48
2008	K.J. Wright, LB	4.0	41
2009	Pernell McPhee, DE	5.0	24
2010	Chris White, LB	6.0	30
2011	Fletcher Cox, DT	5.0	18
2012	Preston Smith, DE	4.5	25
2013	Benardrick McKinney, LB	3.5	36
2014	Preston Smith, DE	9.0	60
2015	Richie Brown, LB	6.5	45
2016	Johnathan Calvin, DE	7.0	51
2017	Montez Sweat, DE	*10.5	64
2018	Montez Sweat, DE	11.5	96
2019	Chauncey Rivers, DE	5.0	

+ - Led NCAA * - Led SEC



In 2017, Montez Sweat became the first MSU player to lead the SEC in sacks and tackles for loss since 2005.



PUNTING

Year	Player	No.	Yds.	Avg.
1946	Billy Murphy	24	998	41.6
1947	Tom McWilliams	41	1436	35.0
1948	Tom McWilliams	44	1616	36.7
1949	Jim Pittman	25	1010	40.4
1950	Joe Fortunato	37	1402	37.9
1951	Bobby Collins	55	1854	33.7
1952	Bobby Collins	44	1703	38.7
1953	Bobby Collins	24	930	38.8
1954	Bobby Collins	33	1330	40.3
1955	Art Davis	16	652	40.8
1956	Gil Peterson	20	746	37.3
1957	Gil Peterson	25	920	36.8
1958	Gil Peterson	36	1424	39.6
1959	Bill Schoenrock	48	1827	38.1
1960	Charlie Furlow	38	1273	33.5
1961	Randy Hutto	24	835	34.8
1962	Charlie Furlow	41	1357	33.1
1963	Ode Burrell	41	1532	37.4
1964	James Carroll	56	2048	36.6
1965	Dick McGraw	48	2014	*42.0
1966	Dick McGraw	71	2777	39.1
1967	Dick McGraw	95	3567	37.5
1968	Conn Canale	51	2065	40.5
1969	Conn Canale	67	2550	38.1
1970	Sammy Milner	30	1131	37.7
1971	Lanny Sheffield	77	3035	39.4
1972	Mike Patrick	48	1853	38.6
1973	Mike Patrick	60	2667	44.5
1974	Mike Patrick	63	2479	39.3
1975	Gerald Vaught	60	2150	35.8
1976	Gerald Vaught	62	2473	39.9
1977	Jim Nabers	56	2224	39.7
1978	Jim Nabers	36	1456	40.4
1979	Dana Moore	52	2053	39.5
1980	Dana Moore	52	2104	40.5
1981	Dana Moore	60	2504	41.7
1982	Dana Moore	53	2199	41.5
1983	Tim Cutts	54	2235	41.4
1984	Brian Hutson	42	1572	37.4
1985	Robert Smith	50	1916	38.3
1986	Tommy Parks	38	1513	39.8
1987	Tommy Parks	55	2149	39.1
1988	Mike Riley	36	1453	40.4
1989	Mike Riley	75	3078	41.0
1990	Mike Riley	57	2332	40.9
1991	Mike Riley	42	1660	39.5
1992	Todd Jordan	52	2267	*43.6
1993	Todd Jordan	56	2403	42.9
1994	Andy Russ	50	1906	38.1
1995	Andy Russ	49	2031	41.4
1996	Andy Russ	53	2466	46.5
1997	Jeff Walker	45	2049	45.5
1998	Jeff Walker	44	1856	42.2
1999	Jeff Walker	52	2221	42.7
2000	Prentiss Cole	63	2601	41.3
2001	Jared Cook	60	2445	40.8
2002	Jared Cook	48	2024	42.2
2003	Robert Wallis	30	1300	43.3
2004	Jared Cook	49	2143	*43.7
2005	Blake McAdams	69	2891	41.9
2006	Blake McAdams	68	2598	38.2
2007	Blake McAdams	77	3024	39.3
2008	Blake McAdams	79	3049	38.6
2009	Heath Hutchins	50	1986	39.7
2010	Heath Hutchins	59	2450	41.5
2011	Baker Swendenburg	71	2970	41.8
2012	Baker Swendenburg	57	2340	41.1
2013	Baker Swendenburg	25	1063	42.5
2014	Devon Bell	50	2160	43.2
2015	Logan Cooke	44	1856	42.2
2016	Logan Cooke	44	1760	40.0
2017	Logan Cooke	52	2220	42.7
2018	Tucker Day	47	1851	39.4
2019	Tucker Day	51	2174	42.6

* - Led SEC

KICKOFF RETURNS

Year	Player	Ret.	Yds.	Avg.	TD
1946	Harper Davis	5	142	28.4	--
1947	Harper Davis	7	117	16.7	--
1948	Carl Scheider	2	96	48.0	--
1949	Cliff O'Connor	10	161	16.1	--
1950	Norm Duplain	11	226	20.5	--
1951	Norm Duplain	9	248	27.6	--
1952	Jackie Parker	13	305	23.5	0
1953	Jackie Parker	6	121	20.2	0
1954	Bobby Collins	8	109	13.6	--
1955	William E. Morgan	10	239	23.9	--
1956	Billy Stacy	12	248	20.7	0
1957	Billy Stacy	11	273	24.8	0
1958	Billy Stacy	12	309	25.8	0
1959	Willie Daniel	10	226	22.6	0
1960	Pat Shute	11	263	23.9	0
1961	Jimmy Jenkins	7	146	20.9	0
1962	Ode Burrell	11	225	20.5	0
1963	Ode Burrell	10	261	26.1	0
1964	Dan Bland	20	558	+27.9	1
1965	Dan Bland	20	499	*25.0	0
1966	Marcus Rhoden	26	572	+22.0	1
1967	Tommy Garrison	11	202	18.4	0
1968	David Smith	27	590	*21.9	0
1969	David Smith	16	394	24.6	0
1970	Frank Dowsing	16	371	23.2	0
1971	Lewis Grubbs	18	336	18.7	0
1972	Ken Phares	25	544	21.8	0
1973	Walter Packer	26	547	*21.0	0
1974	Steve Wohliert	10	203	20.3	0
1975	Walter Packer	12	242	20.2	0
1976	Walter Packer	12	195	16.3	0
1977	James Otis Doss	16	450	28.1	0
1978	Willie Jackson	12	222	18.5	0
1979	James Jones	8	199	24.9	1
1980	Glen Young	19	525	*27.6	1
1981	Glen Young	18	407	22.6	0
1982	Glen Young	20	431	21.6	0
1983	Danny Knight	9	201	22.3	0
1984	John Lowe	16	329	20.6	0
1985	John Moore	25	524	21.0	0
1986	Michael Robinson	26	643	24.7	0
1987	John Moore	27	464	17.2	0
1988	Eddie Myles	27	535	19.8	0
1989	Tony James	21	477	22.7	0
1990	Tony James	18	432	24.0	0
1991	Tony James	21	515	24.5	0
1992	Tony James	18	438	24.3	0
1993	Kenny Causey	8	163	20.4	0
1994	Eric Moulds	13	426	+32.8	0
1995	Eric Moulds	9	259	28.8	0
1996	Robert Isaac	20	469	23.5	0
1997	Robert Isaac	20	455	22.8	0
1998	Kevin Prentiss	19	458	24.1	1
1999	Pig Prather	12	325	27.1	0
2000	Pig Prather	14	321	22.9	0
2001	Pig Prather	25	569	22.8	0
2002	Fred Reid	18	441	24.5	0
2003	Fred Reid	25	577	23.1	1
2004	Jonathan Lowe	19	343	18.1	0
2005	Derek Pegues	28	559	20.0	0
2006	Derek Pegues	29	687	23.7	0
2007	Derek Pegues	24	544	22.7	0
2008	Derek Pegues	31	708	22.8	0
2009	Leon Berry	38	1015	26.7	1
2010	Leon Berry	14	375	26.8	1
2011	Jameon Lewis	21	386	18.4	0
2012	Jameon Lewis	20	517	25.9	1
2013	Jameon Lewis	19	446	23.5	0
2014	Robert Johnson	12	214	17.8	0
2015	Brandon Holloway	24	567	23.6	1
2016	Brandon Holloway	16	370	23.1	0
2017	Reggie Todd	15	278	18.5	0
2018	Brian Cole	10	225	22.5	0
2019	Isaiah Zuber	12	189	15.8	0

+ - Led NCAA

PUNT RETURNS

Year	Player	Ret.	Yds.	Avg.	TD
1946	Tom McWilliams	19	306	16.1	1
1947	Tom McWilliams	16	226	14.1	1
1948	Tom McWilliams	11	100	9.1	0
1949	Max Stainbrook	16	103	6.4	--
1950	Norm Duplain	15	212	14.1	--
1951	Tony Kotowski	13	217	16.7	--
1952	Charles Caven	22	153	7.0	--
1953	Jackie Parker	17	156	9.2	0
1954	Bobby Collins	13	137	10.5	--
1955	Jim Tait	3	103	34.3	--
1956	Billy Stacy	24	290	+12.1	1
1957	Billy Stacy	17	144	8.5	0
1958	Billy Stacy	11	146	13.3	0
1959	Billy Hill	6	85	14.2	0
1960	Billy Tohill	5	43	8.6	0
1961	Billy Hill	7	47	6.7	0
1962	Ode Burrell	10	102	10.2	0
1963	Ode Burrell	15	163	10.9	0
1964	Dan Bland	17	115	6.8	0
1965	Marcus Rhoden	19	413	*21.7	3
1966	Marcus Rhoden	22	170	7.7	0
1967	Conn Canale	9	76	8.4	0
1968	David Smith	9	98	10.9	0
1969	David Smith	6	54	9.0	0
1970	David Smith	5	40	8.0	0
1971	Frank Dowsing	14	260	18.6	2
1972	Frank Dowsing	12	135	11.3	1
1973	Steve Freeman	8	50	6.3	0
1974	Richard Blackmore	12	126	10.5	1
1975	Stan Black	14	64	4.6	0
1976	Stan Black	16	196	12.3	0
1977	Henry Davison	18	97	5.4	0
1978	Richard Blackmore	11	155	*14.1	0
1979	Kenny Johnson	15	71	4.7	0
1980	Mardy McDole	23	251	10.9	1
1981	Glen Young	19	307	+16.2	2
1982	Glen Young	27	205	7.6	0
1983	Danny Knight	9	73	8.1	0
1984	Orlando Lundie	22	189	8.6	0
1985	Orlando Lundie	13	46	3.5	0
1986	Milton Smith	10	40	4.0	0
1987	Eddie Myles	29	266	9.2	0
1988	Eddie Myles	16	126	7.9	0
1989	Tony James	40	437	10.9	0
1990	Tony James	23	341	*14.8	2
1991	Tony James	22	196	8.9	0
1992	Tony James	36	358	10.0	1
1993	Scott Gumina	13	180	13.8	1
1994	Bernard Euell	25	199	8.0	0
1995	Bernard Euell	11	57	5.2	0
1996	Robert Isaac	19	189	9.9	0
1997	Robert Isaac	23	198	8.6	0
1998	Kevin Prentiss	26	339	*13.0	1
1999	Pig Prather	17	125	7.4	0
2000	Larry Huntington	22	212	9.6	0
2001	Ray Ray Bivines	12	125	10.4	0
2002	Korey Banks	20	200	10.0	0
2003	Nick Turner	28	310	11.1	0
2004	Jonathan Lowe	17	195	11.5	1
2005	Jerious Norwood	4	43	10.8	0
2006	Derek Pegues	25	350	14.0	1
2007	Derek Pegues	27	268	9.9	1
2008	Derek Pegues	26	172	6.6	0
2009	Leon Berry	9	69	7.7	0
2010	Chad Bumphis	16	137	8.6	0
2011	Johnthan Banks	16	166	10.4	1
2012	Johnthan Banks	14	123	8.8	0
2013	Jameon Lewis	22	51	2.3	0
2014	Jamorat Graham	14	67	4.8	0
2015	Fred Ross	15	157	10.5	1
2016	Fred Ross	15	85	5.7	0
2017	Gabe Myles	8	29	3.6	0
2018	Keith Mixon	11	72	6.6	0
2019	Malik Dear	7	52	7.4	0

RECORDS // YEARLY TEAM OFFENSIVE STATISTICS



YEAR	G	TOTAL OFFENSE			RUSHING			PASSING								POINTS	PPG
		PLAYS	YDS	YPG	RUSH	YDS	YPG	TDS	ATT	COMP.	YDS	YPG	COMP%	TDS	INTS.		
2019	13	844	5,201	400.1	529	2,868	220.6	27	315	186	2,333	179.5	59.0	19	10	359	27.6
2018	13	837	5,166	397.4	514	2,907	223.6	26	323	165	2,259	173.8	51.1	22	10	371	28.5
2017	13	987	5,442	418.6	634	3,272	251.7	30	353	191	2,170	166.9	54.1	17	14	416	32.0
2016	13	943	5,723	440.2	532	2,997	230.5	24	411	230	2,726	209.7	56.0	24	10	395	30.4
2015	13	927	5,986	460.5	427	1,873	144.1	21	500	331	4,113	316.4	66.2	33	5	447	34.4
2014	13	1,001	6,679	513.8	578	3,030	233.1	29	423	261	3,649	280.7	61.7	31	12	480	36.9
2013	13	956	5,647	434.4	527	2,469	189.9	29	429	253	3,178	244.5	59.0	18	12	360	27.7
2012	13	848	4,965	381.9	424	1,874	144.2	18	424	249	3,091	237.8	58.7	28	10	383	29.5
2011	13	862	4,643	357.2	513	2,279	175.3	19	349	198	2,364	181.8	56.7	19	13	329	25.3
2010	13	907	5,217	401.3	619	2,793	214.8	28	288	168	2,424	186.5	58.3	18	13	377	29.0
2009	12	821	4,463	371.9	555	2,731	227.6	21	266	153	1,732	144.3	57.5	9	17	307	25.6
2008	12	782	3,312	276.0	397	1,220	101.7	13	385	210	2,092	174.3	54.5	10	12	183	15.2
2007	13	880	3,863	297.2	508	1,784	137.2	18	372	188	2,079	159.9	50.5	12	18	279	21.5
2006	12	754	3,442	286.8	394	1,142	95.2	14	360	171	2,300	191.7	47.5	10	16	221	18.4
2005	11	687	3,038	276.2	385	1,514	137.6	9	302	146	1,524	138.5	48.3	10	10	153	13.9
2004	11	692	3,335	303.2	401	1,744	158.5	11	291	147	1,591	144.6	50.5	9	13	173	15.7
2003	12	766	3,848	320.7	371	1,424	118.7	13	395	207	2,424	202.0	52.4	15	25	225	18.8
2002	12	863	4,042	336.8	421	1,431	119.2	10	442	226	2,611	217.6	51.1	13	22	227	18.9
2001	11	752	3,779	343.5	397	1,415	128.6	10	355	187	2,364	214.9	52.7	13	16	196	17.8
2000	12	743	4,250	386.4	461	2,132	193.8	27	282	156	2,118	192.5	55.3	9	9	347	28.9
1999	11	718	3,562	323.8	367	1,129	102.6	13	351	184	2,433	221.2	52.4	13	14	238	21.6
1998	12	727	3,870	322.5	476	2,063	171.9	21	251	118	1,807	150.6	47.0	11	14	339	28.3
1997	11	691	3,460	314.5	441	1,748	158.9	16	250	120	1,712	155.6	48.0	8	17	226	20.5
1996	11	748	3,593	326.6	442	1,744	158.5	15	306	140	1,849	168.1	45.8	13	10	249	22.6
1995	11	703	3,770	342.7	385	1,464	133.1	15	318	170	2,306	209.6	53.5	16	11	261	23.7
1994	11	733	4,133	375.7	496	2,161	196.5	21	237	120	1,972	179.3	50.6	17	8	349	31.7
1993	11	767	3,932	357.5	436	1,791	162.8	12	331	144	2,141	194.6	43.5	14	10	241	21.9
1992	11	741	3,523	320.3	511	2,079	189.0	18	230	106	1,444	131.6	46.1	6	13	235	21.4
1991	11	709	4,100	372.7	529	2,873	235.4	24	180	100	1,511	137.4	55.6	10	10	276	25.1
1990	11	694	3,368	306.2	392	1,434	130.4	7	302	158	1,934	175.8	52.3	14	9	207	18.8
1989	11	685	2,886	262.4	446	1,690	153.6	20	239	117	1,196	108.7	49.0	5	11	205	18.6
1988	11	771	3,467	315.2	365	1,188	108.0	5	406	186	2,279	207.2	45.8	15	21	172	15.6
1987	11	783	3,671	333.7	501	1,958	178.0	13	282	137	1,713	155.7	48.6	6	15	169	15.4
1986	11	738	3,743	340.2	480	2,055	186.8	12	358	128	1,688	153.5	49.8	11	12	195	17.7
1985	11	787	4,150	377.3	462	1,728	157.1	16	325	150	2,422	220.8	46.2	16	15	257	23.4
1984	11	765	3,922	356.5	522	2,394	217.6	17	243	100	1,528	138.9	41.2	6	14	198	18.0
1983	11	749	3,640	330.9	524	2,177	197.9	19	225	103	1,463	133.0	45.8	3	14	196	17.8
1982	11	771	4,642	422.0	565	2,899	263.5	22	206	99	1,743	158.5	48.1	9	13	252	22.9
1981	12	809	3,433	312.1	647	2,448	222.5	17	161	73	985	89.5	45.3	4	8	202	18.4
1980	11	817	4,189	380.8	651	3,135	285.0	28	166	73	1,054	95.8	44.0	5	7	284	25.8
1979	11	733	3,701	336.5	593	2,907	264.3	15	140	50	794	72.2	35.7	5	11	162	14.7
1978	11	747	4,120	374.5	436	1,483	134.8	18	311	177	2,637	239.7	56.9	14	18	232	21.1
1977	11	780	3,479	316.3	533	2,082	189.3	14	247	97	1,397	127.0	39.3	8	16	193	17.5
1976	11	744	3,803	345.7	644	2,971	270.1	26	100	48	832	75.6	48.0	7	5	269	24.5
1975	11	753	3,362	305.6	594	2,564	233.1	14	159	58	798	72.5	36.5	3	11	165	15.0
1974	12	795	4,065	369.5	608	2,753	250.3	31	187	86	1,312	119.3	46.0	9	9	301	27.4
1973	11	755	3,755	341.4	517	2,125	193.2	15	238	119	1,630	148.2	50.0	11	19	219	19.9
1972	11	741	3,356	305.1	484	1,761	160.1	16	257	113	1,595	145.0	44.0	8	23	197	17.9
1971	11	693	2,368	215.3	458	1,064	96.7	7	235	97	1,304	118.5	41.3	5	20	120	10.9
1970	11	807	3,169	288.1	493	1,485	135.0	15	314	146	1,684	153.1	46.5	9	17	171	15.5
1969	10	699	2,865	286.5	347	716	71.6	10	352	189	2,149	214.9	53.7	16	18	193	19.3
1968	10	705	3,014	301.4	363	967	96.7	10	342	186	2,047	204.7	54.4	10	19	146	14.6
1967	10	563	1,638	163.8	421	1,064	106.4	3	142	54	574	57.4	38.0	4	12	49	4.9
1966	10	571	1,853	185.3	361	865	86.5	6	210	87	988	98.8	41.4	3	20	75	7.5
1965	10	606	2,520	252.0	402	1,333	133.3	14	204	94	1,187	118.7	46.1	10	12	202	20.2
1964	10	543	2,293	229.3	406	1,520	152.0	15	137	66	773	77.3	48.2	3	8	155	15.5
1963	11	593	2,379	237.9	497	1,877	187.7	19	96	45	502	50.2	46.9	3	7	169	16.9
1962	9	502	1,716	190.7	341	782	86.9	4	161	80	934	103.8	49.7	5	14	76	8.4
1961	10	643	2,531	253.1	478	1,529	152.9	11	165	87	1,002	100.2	52.7	3	17	111	11.1
1960	9	565	2,258	250.9	409	1,415	157.2	9	156	87	844	93.8	55.8	4	10	101	11.2
1959	9	504	2,090	232.2	348	1,411	156.8	10	156	65	679	75.4	41.7	3	19	96	10.7
1958	9	538	2,281	253.4	433	1,714	190.4	15	105	42	567	63.0	40.0	4	12	127	14.1
1957	9	602	2,346	260.7	529	1,842	204.7	20	73	26	504	56.0	35.7	5	7	175	19.4
1956	10	643	2,807	280.7	553	2,209	220.9	18	90	43	598	59.8	47.8	4	10	148	14.8
1955	10	604	2,855	285.5	515	2,174	217.4	--	89	36	681	68.1	40.5	6	11	173	17.3
1954	10	563	3,015	301.5	482	2,433	243.3	--	81	32	572	57.2	39.5	5	10	192	19.2
1953	10	566	2,707	270.7	482	1,981	198.1	--	84	48	726	72.6	57.1	8	4	196	19.6

BOLD denotes school record



YEARLY TEAM DEFENSIVE STATISTICS

RECORDS

YEAR	G	TOTAL OFFENSE			RUSHING			PASSING					INTS.	POINTS	PPG
		PLAYS	YDS	YPG	YDS	YPG	TDS	ATT	COMP.	YDS	YPG	COMP%	TDS		
2019	13	824	5,189	399.2	1,981	152.4	25	368	224	3,208	246.8	60.9	22	10	375
2018	13	829	3,420	263.1	1,236	95.1	7	398	220	2,184	168.0	55.3	8	13	171
2017	13	761	3,982	306.3	1,711	131.6	18	313	159	2,271	174.7	50.8	13	13	272
2016	13	957	5,968	459.1	2,308	177.5	17	472	291	3,660	281.5	61.7	33	14	413
2015	13	955	5,085	391.1	2,270	174.6	16	424	257	2,815	216.5	60.6	16	13	302
2014	13	977	5,517	424.4	1,970	151.5	17	505	264	3,547	272.8	52.3	17	16	282
2013	13	833	4,541	349.3	1,874	144.2	17	388	240	2,667	205.2	62.9	18	14	299
2012	13	918	5,036	387.4	2,153	165.6	16	414	265	2,883	221.8	64.0	17	19	303
2011	13	970	4,568	350.6	1,995	153.5	15	434	280	2,563	197.2	64.5	12	12	256
2010	13	881	4,639	356.8	1,548	119.1	11	446	258	3,091	237.8	57.8	19	13	258
2009	12	774	4,392	366.0	1,752	146	18	332	187	2,640	220.0	56.3	18	17	321
2008	12	767	3,930	327.5	1,811	150.9	19	324	169	2,119	176.6	52.2	13	8	296
2007	13	883	4,313	331.8	2,039	156.8	14	387	207	2,274	174.9	53.5	20	18	301
2006	12	713	3,856	321.3	1,385	115.4	16	309	179	2,471	205.9	57.9	18	12	309
2005	11	734	3,690	335.5	1,545	140.5	13	316	194	2,145	195.0	61.4	13	12	259
2004	11	750	4,013	364.8	2,094	190.4	17	272	159	1,919	174.5	58.5	15	12	280
2003	12	898	5,682	473.5	2,283	190.3	30	373	232	3,399	283.3	62.2	31	6	471
2002	12	807	3,888	324.0	2,041	170.1	17	282	140	1,847	153.9	49.7	22	14	339
2001	11	756	4,086	371.5	1,726	156.9	14	311	170	2,360	214.5	54.7	21	13	288
2000	12	798	3,735	339.5	1,073	97.5	16	426	206	2,662	242.0	48.4	18	19	265
1999	11	734	2,448	222.5	736	66.9	7	331	172	1,712	155.6	51.9	7	15	149
1998	12	835	3,755	312.9	1,769	147.4	14	309	157	1,986	165.5	50.8	13	16	218
1997	11	763	3,713	337.5	1,216	110.5	7	390	224	2,497	227.0	57.4	20	14	215
1996	11	777	3,865	351.4	1,436	130.5	9	330	176	2,429	220.8	53.3	19	10	229
1995	11	806	4,808	437.1	2,319	210.8	30	304	194	2,489	226.3	63.8	15	10	357
1994	11	749	3,736	339.6	1,392	126.5	10	343	174	2,344	213.1	50.7	20	22	234
1993	11	771	3,862	351.1	1,535	139.5	10	185	331	2,327	211.5	55.9	14	15	245
1992	11	758	3,609	328.1	1,479	193.6	9	313	166	2,130	193.6	53.0	8	18	176
1991	11	793	3,514	319.5	1,423	129.4	6	329	163	2,029	190.1	49.5	10	14	156
1990	11	831	4,283	389.4	1,984	180.4	14	328	185	2,299	209.0	56.4	11	9	236
1989	11	767	3,259	296.3	1,660	150.9	13	288	148	1,599	145.4	51.4	10	12	207
1988	11	801	4,502	409.3	2,259	205.4	25	283	158	2,243	203.9	55.8	15	10	332
1987	11	715	3,936	357.8	2,001	181.9	17	271	141	1,935	175.9	52.0	12	7	259
1986	11	769	4,276	388.7	2,853	259.4	24	197	103	1,423	129.4	52.3	9	8	285
1985	11	787	3,565	324.1	1,742	158.4	20	263	109	1,823	165.7	41.4	14	7	288
1984	11	761	3,592	326.5	1,751	159.2	17	266	119	1,841	167.4	44.7	9	10	230
1983	11	795	4,004	364.0	1,818	165.3	20	313	177	2,186	198.7	56.5	14	10	279
1982	11	810	3,983	362.1	2,405	218.6	25	236	132	1,578	143.5	55.9	6	11	244
1981	12	755	2,871	261.0	968	88.0	6	326	172	1,903	173.0	52.8	9	14	137
1980	11	714	3,236	294.3	1,495	135.9	15	272	133	1,741	158.3	48.9	12	14	216
1979	11	735	3,459	314.5	2,108	191.6	15	192	94	1,351	122.8	49.0	7	12	179
1978	11	802	3,629	329.9	2,133	193.9	15	205	98	1,496	136.0	47.8	10	11	205
1977	11	812	3,633	330.3	2,332	212.0	20	204	105	1,301	118.3	51.5	6	18	227
1976	11	767	3,063	278.5	1,716	156.0	17	223	95	1,347	122.5	42.6	5	14	178
1975	11	739	2,853	259.4	1,864	169.5	10	187	76	989	89.9	40.6	6	13	166
1974	12	801	3,155	286.8	1,892	172.0	17	233	97	1,263	114.8	41.6	9	14	200
1973	11	712	3,724	338.5	2,326	211.5	6	201	101	1,398	127.1	50.2	0	16	255
1972	11	782	3,744	340.4	2,369	215.4	26	217	105	1,348	122.5	48.4	7	17	254
1971	11	827	3,722	338.4	2,455	223.2	21	220	102	1,267	115.2	46.4	12	14	311
1970	11	805	3,906	355.1	1,849	168.1	21	313	158	2,057	187.0	50.5	0	19	264
1969	10	814	4,843	484.3	2,331	233.1	34	316	184	2,512	251.2	58.2	16	15	385
1968	10	767	3,825	382.5	1,563	156.3	16	318	176	2,262	226.2	55.3	14	9	260
1967	10	766	3,569	356.9	1,811	181.1	--	248	130	1,758	175.8	52.4	--	18	259
1966	10	682	2,783	278.3	1,608	160.8	--	205	99	1,175	117.5	48.3	--	12	176
1965	10	653	2,655	265.5	1,438	143.8	--	197	94	1,217	121.7	47.7	--	10	172
1964	10	641	2,615	261.5	1,422	142.2	--	185	96	1,193	119.3	51.9	--	16	143
1963	11	555	2,059	205.9	1,291	129.1	--	134	63	779	77.9	47.0	--	17	82
1962	9	581	2,465	273.9	1,698	188.7	--	155	66	767	85.2	42.6	--	5	132
1961	10	569	2,434	243.4	1,589	158.9	--	145	65	845	84.5	44.9	--	17	135
1960	9	523	2,574	286.0	1,902	211.3	--	107	56	672	74.7	52.3	--	14	119
1959	9	599	2,633	292.6	1,874	208.2	--	118	52	759	84.3	44.1	--	6	198
1958	9	504	2,280	253.3	1,377	153.0	--	131	69	903	100.3	52.7	--	13	129
1957	9	667	2,074	230.4	1,444	160.4	--	115	54	635	70.6	47.0	--	10	100
1956	10	607	2,453	245.3	1,790	179.0	--	133	50	663	66.3	37.6	--	15	152
1955	10	581	2,548	254.8	1,754	175.4	--	135	59	798	79.8	43.7	--	9	142
1954	10	638	2,473	247.3	1,739	173.9	--	138	76	734	73.4	55.1	--	11	120
1953	10	593	2,350	235.0	1,711	171.1	--	119	50	639	63.9	42.0	--	8	119

BOLD denotes school record



WELCOME TO #STARKVEGAS

"You can't duplicate it. That is the only stadium I have broadcast a game in where I actually had to use an earplug in my non-earpiece ear to be able to focus, hear our broadcast and actually do my job. The only one."

– Tom Luginbill, ESPN (9.25.18)

"Mississippi State has become the loudest stadium in America. They get those cowbells ringing about three hours before kickoff out in the parking lots. You go through a game there, you come out of there and you can't hear for about a day and a half. It is unbelievable."

– Pat Forde, Yahoo Sports on Dan Patrick Show (8.22.17)

"Mississippi State was truly incredible. If I was to rank the SEC Nation shows and experiences this year, Mississippi State is No. 1. You cannot find a square inch of open grass (in the Junction). The loudest fans we have heard so far in college football this year."

– Joe Tessitore, SEC Network (10.23.14)

"When there is a big game at Davis Wade, I'd put that atmosphere up against anything in college football. You gotta see it to believe it."

– John Hayes, The Athletic (9.19.17)

"Want to know what a revolution sounds like? Between the third and fourth quarter, Journey's 'Don't Stop Believin' blares through the stadium speakers. The throng rings cowbells to the beat, creating a deafening roar as they try to hold on to the feeling."

– Pete Thamel, Sports Illustrated (10.10.14)

"The weekend in Starkville was one of the most electric and extraordinary I've ever experienced covering the Southeastern Conference. I have never seen anything quite like this in my 35 years of covering college football. We could spend the rest of our lives trying to top that show."

– Paul Finebaum, SEC Network



DAVIS WADE STADIUM AT SCOTT FIELD

"The loudest game I have ever attended – start to finish – even postgame. You haven't lived until you've heard 'Don't Stop Believing' with accompaniment from 50,000 cowbells."

– Stewart Mandel, Fox Sports (10.11.14)

"Furthermore, Scott Field had become a virtual noise factory, louder than ever and that is really loud. You could not hear the guy next to you even when he was yelling."

– Rick Cleveland, Mississippi Sports Hall of Fame writer (11.11.17)

"Poor you. You spent Saturday somewhere other than Mississippi. I'm sorry. You didn't get goose bumps from a late-morning Starkville din so loud it seemed set to jar loose the Mississippi-Alabama borderline and hurl it nearer Tuscaloosa."

– Chuck Culpepper, Washington Post (10.5.14)

"These are the most genuine, authentic fans in America."

– Paul Finebaum, SEC Network on SEC Nation (11.14.15)

"The environment Saturday at Davis Wade Stadium was as electric as any college sporting event you're ever going to find. It was the loudest stadium I've ever been in, and it wasn't just the cowbells. It was an awesome environment all the way around and great people."

– Chris Low, ESPN.com (10.11.14)

"To all those Bulldog fans shining those cell phone flashlights and signing along to 'Don't Stop Believin', they make Davis Wade Stadium the most fun place to watch a football game in the SEC."

– Kevin Scarbinsky, AL.com (11.14.15)

"Alabama at Mississippi State last year was the loudest stadium I've ever been in."

– Greg McElroy, ESPN (Summer 2018)

"Anyone with noise sensitivity needs to beware before entering Davis Wade Stadium. Pack earplugs and noise-canceling headphones for small children. Because it's going to be loud."

– Alex Scarborough, ESPN (Summer 2019)



DAVIS WADE STADIUM AT SCOTT FIELD

Capacity: 61,337

Davis Wade Stadium, the home of the Mississippi State football team, enters a new decade and remains one of the loudest and most unique venues in all of college football.

All of the top 20 crowds in stadium history have come since 2014.

Christened after Olympic track and field athlete Don Magruder Scott, one of State's first football superstars, the 105-year-old historic facility (the nation's second-oldest FBS campus football stadium) has undergone seven renovation and expansion projects during its history. The first game at Scott Field came with an MSU win over Marion (Ala.) Military Institute, 54-0, on Oct. 3, 1914.

More than \$100 million in football projects have been initiated in the last decade. Of that figure, \$75 million of it went towards the nationally praised 2014 expansion.

The latest addition of note was a new, state-of-the-art locker room in the north end zone of Davis Wade Stadium, which was completed in August 2018. The locker room, which housed the Bulldogs for the first time during the 2018 season, features 11,100 square-feet of space and includes custom-built lockers, separate coach and staff locker rooms, an expansive athletic training room, as well as an equipment room.

The players' locker room features high-gloss metal panel ceiling, color-changing LED linear lighting, internally lit ceiling logos and a state-of-the-art sound system. In addition, a new recruiting lounge spanning over 3,000 square feet is adjacent to the locker room. The previous home locker room in the south end zone now serves as the visiting team locker room.

The \$3.6 million project was privately funded through the Bulldog Club. LPK Architects was the project's architect. ICM was the construction manager, and Copeland and Johns served as the general contractor.

Completed in August 2014, the north end zone expansion increased capacity to 61,337, provided additional premium seating, elevators, restrooms and concessions along with a completely new west side concourse. Construction began in August 2012.

MSU opened the 2014 season against Southern Miss in a 49-0 win and 61,889 people were on hand to see the dynamically improved Davis Wade Stadium.

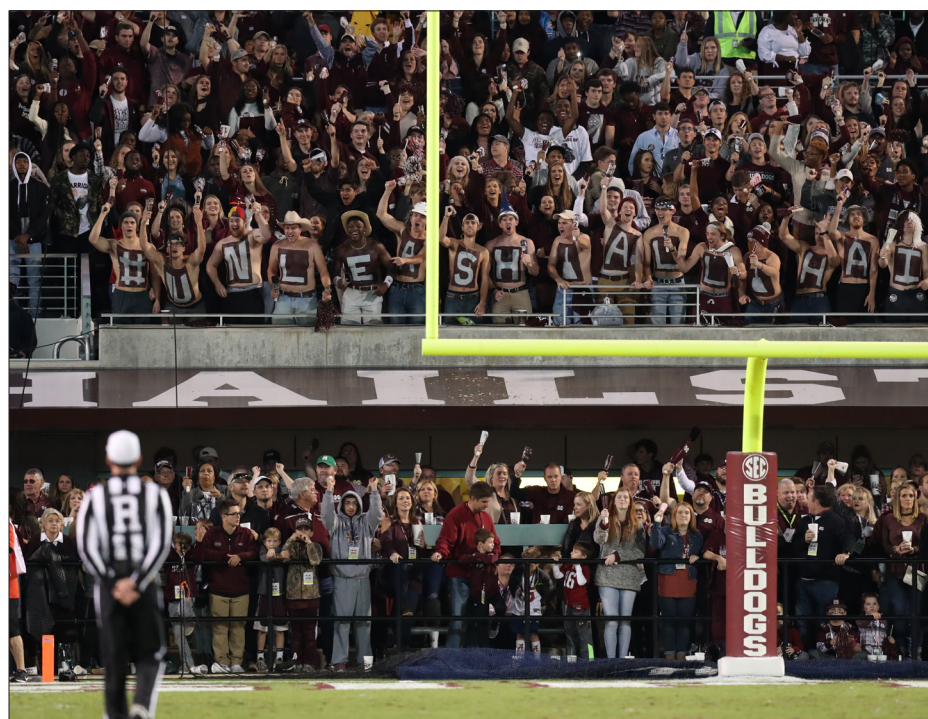
The north end zone addition created a total of 8,815 new seats, which, factored with the loss of the previously existing bleacher seating in the north end zone, resulted in a net 6,255-seat increase. Included in those 8,815 seats were 7,076 grandstand seats, 1,155 Scoreboard Club seats, 236 loge seats, 22 traditional suites, totaling approximately 288 seats, and 60 field-level suite seats. Additionally, standing room availability and ADA-compliant seating were also included in the project.

Also included in the north end zone is a non-seated, field level premium area, The Gridiron Club, which provides club-like amenities to any season ticket holder who buys a membership regardless of that person's stadium seat location. The new area has become a fan favorite as the Bulldogs sing the alma mater and take a victory lap in front of The Gridiron Club.

The north end also features a high-definition video board similar in size to the one on the stadium's south end, which is among the largest in college football.

The west side renovation showcases a rebuilt concourse under the west stands, the addition of four high-capacity elevators, an increase in restroom and concession point of sale facilities and a brick facade that matches the new construction on the north side.

In 2014, fans saw the number of elevators at Davis Wade Stadium more than double (from five to 12), the restroom fixture total nearly double (from 313 to 621), and permanent concession point of sale positions increase by over 40 percent (from 110 to 156).



The new North End Zone and Gridiron Club were part of a \$75 million Davis Wade Stadium expansion completed in 2014 that increased capacity by over 6,000.



Earning a reputation of being one of the nation's toughest places to play, the facility has been host to average attendances in excess of 55,000 the last six seasons. In fact, the last 10 years have seen the largest cumulative totals in the stadium's history.

In 2011, the program watched as each game recorded a then top-15 all-time attendance mark at Davis Wade Stadium, including 57,871 against Alabama (second) and 56,924 vs. LSU (then fourth). The 335,695 total fans to watch a game in Starkville was then the highest ever for a six-game schedule at the venue.

State fans broke the school record for total attendance again in 2013 with 389,868 total fans, including a seven-game record average of 55,695. On Nov. 16, 2013, 57,211 people wrapped in Maroon and White attended the Alabama game, the fourth-largest crowd in school history.

During the memorable 2014 campaign, the first in the new expansion, MSU set attendance records for single-season total attendance (427,892), single-game average attendance (61,127) and single-game attendance (62,945). The 2014 Bulldogs also tied the school record for home wins as their 7-0 mark matched the 1999 team. The seven home victories also helped State to the first 10-win regular season in program history.

MSU broke total attendance (432,490) and single-game average attendance (61,784) for the third straight year in 2015. That year, the Bulldogs eclipsed 50,000 in season ticket sales for the first time in program history. The previous high for season ticket sales was 45,575 in 2014, and prior to that was 43,894 in 2013.

Scott Field's playing surface, which hosted 16-straight home victories from 1998 to 2000, is lush Hybrid Bermuda Grass (Certified Tifway 419), complete with a brand-new underground drainage and irrigation system. The field is encircled by a holly-lined sideline fence and end zone landscaping.

Entering the 2020 season, a total of 10,835,296 Bulldog fans have entered the turnstiles at Davis Wade Stadium since 1970.

For media, the project included a new television compound away from the stadium property. The TV compound is now located west of the stadium, allowing network broadcast trucks to connect to stadium equipment via underground cable runs.

The renovation and expansion was funded by the sale of \$68 million in bonds and \$7 million in private giving. Private contributions for the stadium project were part of the Bulldog Club's "Today. Tomorrow. Forever" Athletics Facilities Initiative, which is completely independent of annual giving and priority seating donations.

Construction and renovation design for the Davis Wade Stadium expansion and renovation was handled by local architect LPK of Meridian, Mississippi, along with national sports consultants 360 Architecture of Kansas City. The design team engineered the north end zone facility to support future expansion of approximately 5,000 seats, including 22 additional suites and an upper deck.

National media have proclaimed the new north end zone expansion makes Davis Wade Stadium arguably the noisiest from start to finish in college football. A sea of maroon and white in The Junction turned out for the first-ever SEC Nation broadcast in Starkville on the SEC Network prior to State's thumping of Texas A&M on Oct. 4, 2014. One week later, ESPN College GameDay made its first appearance in Starkville as No. 3 MSU battled No. 2 Auburn in a matchup of the highest ranked teams in the stadium's history. ESPN personality Lee Corso donned a Bulldog mascot head to a roar from the crowd. Hours later, MSU topped Auburn, 38-23, before a record crowd of 62,945 in the loudest game in school history. The victory ascended the program to its first No. 1 national ranking.

The 2014 renovation and expansion came on the heels of installing \$1.4 million LED ribbon boards in the summer of 2011. The project, funded by the Bulldog Club, is located on the upper deck facades on the east and west sides, and brings fans in-game graphics, scores, stats and other pertinent information to improve the gameday experience.

One of the most talked about features at Davis Wade, however, is one of college football's largest high-definition video boards, located in the south end zone of the stadium. The \$6.1 million true HD board spans the roof of the Leo Seal M-Club Center in the south end zone at Scott Field. The board measures 152 feet wide by 135 feet, 6 inches tall, with a main HD screen 111 feet wide by 47 feet high.

The previous expansion came in the summer of 2000 and raised capacity to 55,082 with the addition of 50 skyboxes and 1,700 club-level seats. The expansion continued into the 2001 season with the addition of 7,000 upper-deck seats. The entire project, completed at a cost in excess of \$30 million, was made possible, in large part, by a financial commitment from the late Floyd Davis Wade Sr., of Meridian, Mississippi, for whom the stadium itself is now named.

Earlier building efforts in 1936 and 1948 brought capacity at Scott Field to 35,000 seats and provided the basic concrete grandstand structure (35 years after the 1948 expansion, the end zone seating structures were removed, lowering the capacity to 32,000 in 1983). But after 25 years, Scott Field was ready for another facelift and an expanded seating potential for the school's growing following.

A \$7.2 million drive in 1986, spearheaded by former MSU athletic director Carl Maddox and an active group of university and community leaders, financed the addition of 9,000 seats to Scott Field's capacity without the use of appropriated state funding. A 5,500-seat upper deck, an additional 1,700 chair back seats that extend from the stadium's original structure, and another 1,000 chair back seats flanking the Bob Hartley Press Box on the second level were added to the west side. Two 1,700-seat sections were added to the east side stands to bring capacity to 40,656.



On Oct. 11, 2014, No. 3 MSU hosted No. 2 Auburn and set a Davis Wade Stadium attendance record of 62,945 as the Bulldogs downed the Tigers, 38-23, with ESPN's College GameDay on hand for the first time.



SCOTT FIELD TIMELINE

- 1914** – Mississippi A&M's football field moves to its current stadium location and is called the "New Athletic Field."
- 1920** – Student body adopts a resolution to name the field Scott Field in honor of Don Scott, famed Olympic runner and Bulldog football standout from 1915-16.
- 1928** – Permanent seating for 3,000 fans is built on the west side of Scott Field at a cost of \$15,000. In addition, portable stands are placed on the east side of the field with a similar capacity.
- 1936** – Construction begins on concrete stands on the west side with Works Progress Administration labor. The new concrete facility sits 8,000, while bleachers on the east side and in the end zone brings capacity to 20,000.
- 1948** – Scott Field is enlarged to 35,000 by increasing the west side concrete stands to 15,000 and the construction of 12,000 concrete seats on the east side of the stadium.
- 1983** – End zone seating structures are removed, reducing capacity to 32,000.
- 1986** – A \$7.2 million expansion occurs, adding 9,000 seats to Scott Field's west side, including a 5,500-seat upper deck, 1,700 chairback seats extending from the stadium's original structure, and another 1,000 chairbacks flanking the press box. Two 1,700-seat sections are also added to the west side stands, bringing total capacity to 40,656.
- 1999** – Plans are announced for the largest expansion project in stadium history. A \$30-million effort, backed largely by longtime MSU supporter Davis Wade, adds 10,500 seats and 50 luxury skyboxes, bringing total capacity to approximately 55,000 by the 2002 season. The new stadium, when completed, is renamed Davis Wade Stadium at Scott Field.
- 2005** – Permanent end zone seating replaces temporary bleacher seating at the north end of the stadium, bringing official capacity to 55,082.
- 2012** – Construction begins on a \$75-million expansion of the north end zone and the renovation of the west side concourse, bringing official capacity to 61,337 by the start of the 2014 season.
- 2014** – In a 49-0 win over Southern Miss on Saturday, Aug. 30, MSU celebrates 100 years of Scott Field and officially opens the new north end zone expansion before a record crowd of 61,889. The record would later be broken that season when 62,945 fans packed the stadium for MSU's victory over No. 2 Auburn.
- 2018** – A new, state-of-the-art locker room in the north end zone expansion is completed before the start of the season.

AGE BEFORE BEAUTY

In 2014, MSU celebrated 100 years of Scott Field in conjunction with the expansion and renovation of Davis Wade Stadium, which was originally built in 1914. Scott Field is the second-oldest on-campus stadium in FBS behind Georgia Tech's Bobby Dodd Stadium.

OLDEST STADIUMS IN COLLEGE FOOTBALL

Stadium	School	Built	Location
1. Franklin Field	Penn	1895	Pennsylvania, Penn.
2. Harvard Stadium	Harvard	1903	Boston, Mass.
3. Bobby Dodd	Georgia Tech	1913	Atlanta, Ga.
4. Yale Bowl	Yale	1913	New Haven, Conn.
5. Davis Wade	Mississippi State	1914	Starkville, Miss.

While it may be one of the oldest in college football, it is in no way outdated. The \$75-million renovation and expansion that was completed in 2014 makes it the only stadium among the top five oldest in FBS to be expanded since 2005.

BY THE NUMBERS

267

Total MSU victories at Scott Field

29-12

Home record since DWS expansion opened in 2014

20


The school record for consecutive home victories, set from Sept. 23, 1939 - Nov. 22, 1946

10,835,296

Fans who have attended games at DWS since 1970



1923



1946



1955



1986



2008



2014



TOP 20 HOME CROWDS

Date	Opponent	Res.	Score	Att.
1. 10-11-2014	Auburn	W	38-23	62,945
2. 9-12-2015	LSU		19-21 L	62,531
3. 11-14-2015	Alabama		6-31 L	62,435
4. 11-1-2014	Arkansas	W	17-10	62,307
5. 11-28-2015	Ole Miss		27-38 L	62,265
6. 9-29-2018	Florida		6-13 L	61,406
7. 8-30-2014	Southern Miss	W	49-0	61,889
8. 10-17-2015	Louisiana Tech	W	45-20	61,651
9. 9-19-2015	Northwestern State	W	62-13	61,574
10. 11-8-2014	UT Martin	W	45-16	61,421
11. 11-11-2017	Alabama		24-31 L	61,344
12. 10-24-2015	Kentucky	W	42-16	61,168
13. 10-4-2014	Texas A&M	W	48-31	61,113
14. 10-10-2015	Troy	W	45-17	60,866
15. 10-6-2018	Auburn	W	23-9	61,406
16. 9-16-2017	LSU	W	37-7	60,596
17. 11-22-2014	Vanderbilt	W	51-0	60,493
18. 10-8-2016	Auburn		14-38 L	60,102
19. 11-23-2017	Ole Miss		28-31 L	59,345
20. 10-19-2019	LSU		13-36 L	59,282

YEARLY HOME ATTENDANCE

Year	Gms	Att.	Avg.	Record
2019	7	393,277	56,182	4-3
2018	7	406,401	58,057	6-1^
2017	7	406,703	58,100	5-2
2016	6	349,904	58,317	3-3
2015	7	432,490*	61,784*	4-3
2014	7	427,892	61,127	7-0*
2013	7	389,868	55,695	5-2
2012	7	389,396	55,628	6-1
2011	6	335,695	55,949	3-3
2010	7	384,995	54,999	5-2
2009	7	376,544	53,792	2-5
2008	6	260,716	43,453	4-2
2007	6	295,775	49,296	4-2
2006	7	290,688	41,527	1-6
2005	6	286,127	47,688	2-4
2004	6	306,545	43,792	3-4
2003	6	286,000	47,667	2-4
2002	6	289,748	48,291	2-4
2001	7	296,456	42,351	3-4
2000	5	214,790	42,958	4-1
1999	7	264,749	37,821	7-0*
1998	5	186,925	37,385	5-0
1997	7	234,259	33,466	5-2
1996	6	207,360	34,560	2-4
1995	6	201,507	33,584	2-4
1994	6	219,088	36,515	4-2
1993	6	206,721	34,454	2-3-1
1992	5	197,099	39,420	4-1
1991	6	212,519	35,420	5-1
1990	5	172,827	34,565	2-3
1989	4	119,080	29,770	4-0
1988	4	135,218	33,805	1-3
1987	5	141,011	28,202	3-2
1986	4	157,565	39,391	2-2
1985	5	145,974	29,195	4-1
1984	4	119,913	29,978	2-2
1983	4	116,845	29,211	1-3
1982	4	127,665	31,916	2-2
1981	2	65,270	32,635	2-0
1980	2	68,924	34,462	1-1
1979	2	61,000	30,500	1-1
1978	2	69,100	34,550	1-1
1977	2	67,000	33,500	1-1^
1976	3	89,000	29,667	3-0^
1975	2	60,000	30,000	2-0^
1974	2	66,000	33,000	2-0
1973	3	83,667	27,889	1-0-2
1972	3	76,000	25,333	3-0
1971	3	82,000	27,333	1-2
1970	2	61,000	30,500	1-1
TOTAL	244	10,835,296	44,407	151-98-3

* — denotes school record

^ — includes games forfeited or vacated by the NCAA

SEASON ATTENDANCE RECORDS

No. of Games	Attendance	Year	Avg.
2	69,100	1978	34,550
3	89,000	1976	29,667
4	157,565	1986	39,391
5	214,790	2000	42,958
6	349,904	2016	58,317
7	432,490	2015	61,784

SCOTT FIELD RECORD

267-151-13 (.635)

(includes five games forfeited by the NCAA from 1975-77 and six wins vacated in 2018)

SCOTT FIELD YEARLY ATTENDANCE (RANKED BY TOTAL ATTENDANCE)

No.	Year	Avg.	Games	Total
1.	2015	61,784	7	432,490
2.	2014	61,127	7	427,892
3.	2017	58,100	7	406,703
4.	2018	58,057	7	406,401
5.	2019	56,182	7	393,277
6.	2013	55,695	7	389,868
7.	2012	55,628	7	389,396
8.	2010	54,999	7	384,995
9.	2009	53,792	7	376,544
10.	2016	58,317	6	349,904

SCOTT FIELD YEARLY ATTENDANCE (RANKED BY AVERAGE ATTENDANCE)

No.	Year	Total	Games	Avg.
1.	2015	432,490	7	61,784
2.	2014	427,892	7	61,127
3.	2016	349,904	6	58,317
4.	2017	406,703	7	58,100
5.	2018	406,401	7	58,057
6.	2019	393,277	7	56,182
7.	2011	335,695	6	55,949
8.	2013	389,868	7	55,695
9.	2012	389,396	7	55,628
10.	2010	384,995	7	54,999

LARGEST ATTENDED MSU GAMES

No.	Date	Opponent	Score	Att.
1.	10-3-2015	at Texas A&M	L, 30-17	104,455
2.	11-15-2003	at Tennessee	L, 21-59	104,223
3.	9-20-2014	at LSU	W, 34-29	102,321
4.	10-26-2019	at Texas A&M	L, 30-49	102,025
5.	11-10-2018	at Alabama	L, 0-24	101,821
	11-5-2016	at Alabama	L, 3-51	101,821
	11-15-2014	at Alabama	L, 20-25	101,821
	10-27-2012	at Alabama	L, 7-38	101,821
	11-13-2010	at Alabama	L, 10-30	101,821

BEST RECORDS AT SCOTT FIELD

No.	Year	Record
1.	2014	7-0
	1999	7-0
3.	1998	5-0
	1910	5-0
5.	6 occasions	4-0

MOST WINS AT SCOTT FIELD

No.	Year	Wins (Record)
1.	2014	7 (7-0)
	1999	7 (7-0)
3.	2018	6 (6-1)
	2012	6 (6-1)
5.	1998	5 (5-0)
	1910	5 (5-0)
	1991	5 (5-1)
	2017	5 (5-2)
	2013	5 (5-2)
	2010	5 (5-2)
	1997	5 (5-2)

WINNING STREAKS AT SCOTT FIELD

No.	Wins	Span	Ended Against
1.	20	9/23/1939 - 11/22/1947	Ole Miss (L, 14-33)
2.	17	10/2/1907 - 11/3/1911	Tulane (L, 4-5)
3.	16	9/5/1998 - 11/10/2000	Arkansas (L, 10-17 [OT])
4.	12	10/26/1934 - 11/12/1937	Duquesne (L, 0-9)
5.	10	11/28/1918 - 10/8/1921	LSU (L, 14-17)

TOTAL ATTENDANCE RANKS

11-GAME SCHEDULE

619,230	2001
585,448	2005
569,457	1989
568,396	1983
563,695	2004
539,606	1995
533,048	1994
531,908	1987
524,459	1993
512,333	1985
512,018	1979

12-GAME SCHEDULE

689,449	2002
672,660	2008
661,294	2006
659,379	1991
655,930	2003
641,122	2009
627,658	2000
594,887	1999
592,594	1992
574,504	1981
533,048	1994

13-GAME SCHEDULE

828,888	2010
816,462	2018
816,041	2017
797,012	2014
791,851	2015
747,093	2011
743,345	2016
742,911	2019
738,358	2013
723,564	2012

MISSISSIPPI VETERANS MEMORIAL STADIUM TOP MSU CROWDS

No.	Date	Opponent	Score	Att.
1.	11-7-1981	Southern Miss	L, 6-7	64,112
2.	11-22-1980	Ole Miss	W, 19-14	62,520
3.	10-30-1982	Alabama	L, 12-20	62,110
4.	11-20-1982	Ole Miss	W, 27-10	61,286
5.	11-21-1981	Ole Miss	L, 17-21	61,153
6.	11-19-1983	Ole Miss	L, 23-24	59,758
7.	10-8-1983	Southern Miss	L, 6-31	58,311
8.	11-24-1990	Ole Miss	L, 9-21	56,652
9.	9-21-1985	Southern Miss	W, 23-20	54,300
10.	10-9-1982	Southern Miss	L, 14-20	54,236

BEST ROAD WIN-LOSS RECORDS

Year	Record
1. 1940	5-0
2. 1986	4-0

MOST ROAD WINS

	Year	Wins (Record)
1.	1940	5 (5-0)
	1935	5 (5-3)
3.	1986	4 (4-0)
	2015	4 (4-1)
	1994	4 (4-1)
	1980	4 (4-1)
	1953	4 (4-1-1)
	1941	4 (4-1-1)
9.	12 times (Last: 2017)	3 (3-2)

2020 SEC FOOTBALL SCHEDULE

	Sept. 26	Oct. 3	Oct. 10	Oct. 17	Oct. 24	Oct. 31	Nov. 7	Nov. 14	Nov. 21	Nov. 28	Dec. 5	Dec. 19
Alabama	at Missouri	Texas A&M	at Ole Miss	Georgia	at Tennessee	Mississippi State		at LSU	Kentucky	Auburn	at Arkansas	
Arkansas	Georgia	at Mississippi State	at Auburn	Ole Miss		at Texas A&M	Tennessee	at Florida	LSU	at Missouri	Alabama	
Auburn	Kentucky	at Georgia	Arkansas	at South Carolina	at Ole Miss	LSU		at Mississippi State	Tennessee	at Alabama	Texas A&M	
Florida	at Ole Miss	South Carolina	at Ole Miss	LSU	Missouri		vs. Georgia	Arkansas	at Vanderbilt	Kentucky	at Tennessee	
Georgia	at Arkansas	Auburn	Tennessee	at Alabama	at Kentucky		vs. Florida	at Missouri	Mississippi State	at South Carolina	Vanderbilt	
Kentucky	at Auburn	Ole Miss	Mississippi State	at Tennessee	Georgia	at Missouri		Vanderbilt	at Alabama	at Florida	South Carolina	
LSU	Mississippi State	at Vanderbilt	Missouri	at Florida	South Carolina	at Auburn		Alabama	at Arkansas	at Texas A&M	Ole Miss	
Ole Miss	Florida	at Kentucky	Alabama	at Arkansas	Auburn	at Vanderbilt		South Carolina	at Texas A&M	Mississippi State	at LSU	
Mississippi State	at LSU	Arkansas	at Kentucky	Texas A&M		at Alabama	Vanderbilt	Auburn	at Georgia	at Ole Miss	Missouri	
Missouri	Alabama	at Tennessee	at LSU	Vanderbilt	at Florida	Kentucky		Georgia	at South Carolina	Arkansas	at Mississippi State	
South Carolina	Tennessee	at Florida	at Vanderbilt	Auburn	at LSU		Texas A&M	at Ole Miss	Missouri	Georgia	at Kentucky	
Tennessee	at South Carolina	Missouri	at Georgia	Kentucky	Alabama		Arkansas	Texas A&M	at Auburn	at Vanderbilt	Florida	
Texas A&M	Vanderbilt	at Alabama	Florida	at Mississippi State		Arkansas	at South Carolina	at Tennessee	Ole Miss	LSU	at Auburn	
Vanderbilt	at Texas A&M	LSU	South Carolina	at Missouri		Ole Miss	at Mississippi State	at Kentucky	Florida	Tennessee	at Georgia	

SEC CHAMPIONSHIP GAME
MERCEDES-BENZ STADIUM
ATLANTA, GA.

