

MISSISSIPPI STATE
THE MAROON & WHITE
& THE BRAND WITH
THREE STRIPES



THE RECORD BOOK



2021 MISSISSIPPI STATE FOOTBALL RECORD BOOK

INTRODUCTION

Table of Contents	1
Quick Facts	2
2021 Outlook	3

2020 SEASON IN REVIEW

Final Statistics	4-5
Final Defensive Statistics	6
Game-by-Game Starters	7
Participation	8
Team Game-by-Game Statistics/Final Polls	9
Game Recaps	10-20

HISTORY

Year-by-Year Results	21-28
Year-by-Year History/Homecoming	29
Head Coaching Records	30
Miscellaneous Records	31
Streaks	32
Series History	33-39
All-Time Assistant Coaches	40
Letterwinners	41-48
All-Americans	49
National Award Winners	50
All-Southeastern Conference	51
SEC/Weekly Award Winners	52-53
Academic Honors	54-56

PRO BULLDOGS

NFL Draft History	57
Bulldogs in the NFL	58-59
NFL Combine/Pro Bowl	60
Super Bowl Participants/Winners	61

BOWL HISTORY

Bowl History	62
Bowl Records	63-65
1937 Orange Bowl	66
1941 Orange Bowl	67
1963 Liberty Bowl	68
1974 Sun Bowl	69
1980 Sun Bowl	70
1981 Hall of Fame Bowl	71
1991 Liberty Bowl	72
1993 Peach Bowl	73
1995 Peach Bowl	74
1999 Cotton Bowl	75
1999 Peach Bowl	76
2000 Independence Bowl	77
2007 Liberty Bowl	78
2011 Gator Bowl	79
2011 Music City Bowl	80
2013 Gator Bowl	81
2013 Liberty Bowl	82
2014 Orange Bowl	83
2015 Belk Bowl	84
2016 St. Petersburg Bowl	85
2017 TaxSlayer Bowl	86
2019 Outback Bowl	87
2019 Music City Bowl	88
2020 Armed Forces Bowl	89

RECORDS

Team Game Records	90-92
Team Season Records	93-94
Individual Records	95-104
High Rushing Games	105-106
Miscellaneous Rushing/Receiving Records	107
High Passing/Receiving Games	108-109
Yearly Offensive Leaders	110-111
Yearly Defensive Leaders	112
Yearly Special Teams Leaders	113
Yearly Team Offensive Statistics	114
Yearly Team Defensive Statistics	115

DAVIS WADE STADIUM

Welcome to #StarkVegas	116-117
Davis Wade Stadium at Scott Field	118-120
Attendance Records	121

CREDITS

Editor:	Brian Ogden
Assistant Editors:	Brandon Langlois Madelon Allen Mitch Phillips
Covers Design:	Austin Perryman
Photography:	Aaron Cornia Kelly Donoho Russ Houston Mansel Guerry David Lann Bill Simmonds Bob Smith John R. Cade Blake McCollum Getty Images NFL

#HAILSTATE SOCIAL MEDIA



Facebook.com/HailStateFB



@HailStateFB



@HailStateFB



GENERAL INFORMATION

Location:	Starkville, Miss.
Founded:	February 28, 1878
Nickname:	Bulldogs
Enrollment:	22,986
Official Athletics Website:	HailState.com
President:	Dr. Mark Keenum
Faculty Athletics Representative:	Brent J. Fountain
Conference:	Southeastern (Western Division)
Colors:	Maroon (PMS 202) and White
Stadium (Capacity):	Davis Wade Stadium at Scott Field (61,337)
Constructed:	1914
Playing Surface:	Hybrid Bermuda Grass (Certified Tifway 419)
DWS Record:	269-154-13 (.632) ^

^ includes five games forfeited by the NCAA from 1975-77 and six wins vacated in 2018

COACHING STAFF

Head Coach (Alma Mater):	Mike Leach (BYU, 1983)
Record at Mississippi State:	4-7 (second season)
Career Record:	143-97 (20th season)

ASSISTANT COACHES (YEAR AT MSU):

Tony Hughes	Associate Head Coach/Nickelbacks (10th year)
Zach Arnett	Defensive Coordinator/Linebackers (second year)
Matt Brock	Special Teams Coordinator/Outside Linebackers (second year)
Darcel McBath	Cornerbacks (second year)
Eric Mele	Running Backs (second year)
Mason Miller	Offensive Line (second year)
Dave Nichol	Inside Receivers (second year)
Jeff Phelps	Defensive Line (second year)
Steve Spurrier Jr.	Outside Receivers (second year)
Jason Washington	Safeties (second year)

COACHING QUALITY CONTROL (YEAR AT MSU):

Jamar Chaney	Senior Defensive Analyst (second year)
Ryan Lindley	Defensive Analyst (first year)
Carson Cramer	Offensive Quality Control (second year)
Drew Hollingshead	Offensive Quality Control (second year)
Allen Tucker	Special Teams Quality Control (fourth year)

OPERATIONS (YEAR AT MSU):

Dave Emerick	Senior Associate Athletic Director/Football (second year)
David Wilczewski	Assistant Athletic Director/Football Operations (third year)
Jay Perry	Director of Player Development (fourth year)
Juliana Prezelski	Coordinator of Football Operations (first year)

RECRUITING (YEAR AT MSU):

Matt Dudek	Director of Recruiting (first year)
Rod Gibson	Director of Communications (sixth year)
Andrea Hollis	Director of On-Campus Recruiting (fifth year)
Jay Hopson	Director of High School Relations (sixth year)
Marielle McLoughlin	Coordinator of Recruiting Operations (first year)
Jamar Mitchell	Recruiting Specialist (first year)
Brittany Thackery	Director of Player Personnel (second year)

STRENGTH & CONDITIONING (YEAR AT MSU):

Tyson Brown	Head Strength and Conditioning Coach (second year)
Dan Kistler Jr.	Associate Strength and Conditioning Coach (second year)
Chad Traver	Assistant Strength and Conditioning Coach (second year)
DeAndre Ward	Assistant Strength and Conditioning Coach (second year)
Alex Watkins	Assistant Strength and Conditioning Coach (second year)

FOOTBALL INFORMATION

2020 Overall Record	4-7
2020 SEC Record/Finish	3-7/seventh in West, 10th overall
2020 Bowl	2020 Armed Forces (defeated Tulsa, 28-26, on Dec. 31)
2020 Final Rankings	NR AP, NR Coaches, NR College Football Playoff
Offensive System	Air Raid
Defensive System	3-3-5
2019 Letterwinners Returning/Lost:	
Total	42/19 (19 returning starters)
Offense	14/11 (8 returning starters)
Defense	25/5 (7 returning starters)
Specialists	3/3 (4 returning starters)

FOOTBALL HISTORY

First Year of Football	1895
All-Time Overall Record	565-592-39 (.489, entering 122nd season)
All-Time SEC Record	202-379-13 (.351)
All-Time Bowl Record	14-10 (.583)

2021 FOOTBALL SCHEDULE

DATE	OPPONENT	LOCATION	SERIES
Sept. 4	Louisiana Tech	Starkville, Miss.	MSU leads 10-3
Sept. 11	NC State	Starkville, Miss.	Tied, 3-3
Sept. 18	at Memphis	Memphis, Tenn.	MSU leads, 33-11
Sept. 25	LSU *	Starkville, Miss.	LSU leads, 75-36-3
Oct. 2	at Texas A&M *	Bryan-College Station, Texas	Texas A&M leads, 7-6
Oct. 16	Alabama *	Starkville, Miss.	UA leads, 84-18-3
Oct. 23	at Vanderbilt *	Nashville, Tenn.	MSU leads, 14-7-2
Oct. 30	Kentucky * (HC)	Starkville, Miss.	Tied, 24-24
Nov. 6	at Arkansas *	Fayetteville, Ark.	UA leads, 17-12-1
Nov. 13	at Auburn *	Auburn, Ala.	AU leads, 65-26-2
Nov. 20	Tennessee State	Starkville, Miss.	First meeting
Nov. 25	Ole Miss *	Starkville, Miss.	UM leads, 63-47-6

2020 FOOTBALL RESULTS

DATE	OPPONENT	RESULT	LOCATION (ATT.)
Sept. 26	at #6/5 LSU * [CBS]	W, 44-34	Baton Rouge, La. (21,124)
Oct. 3	Arkansas * [SECN Alt.]	L, 14-21	Starkville, Miss. (13,564)
Oct. 10	at Kentucky * [SECN]	L, 2-24	Lexington, Ky. (12,000)
Oct. 17	#11/11 Texas A&M * [ESPN]	L, 14-28	Starkville, Miss. (13,142)
Oct. 31	at #2/2 Alabama * [ESPN]	L, 0-41	Tuscaloosa, Ala. (19,424)
Nov. 7	Vanderbilt * [SECN]	W, 24-17	Starkville, Miss. (12,888)
Nov. 21	at #13/11 Georgia * [SECN]	L, 24-31	Athens, Ga. (20,524)
Nov. 28	at Ole Miss * [SECN]	L, 24-31	Oxford, Miss. (16,218)
Dec. 12	Auburn * [SECN]	L, 10-24	Starkville, Miss. (12,986)
Dec. 19	Missouri * [SECN Alt.]	W, 51-32	Starkville, Miss. (11,748)
Dec. 31	vs. #22/25 Tulsa ^ [ESPN]	W, 28-26	Fort Worth, Texas (9,000)

* - denotes SEC game | ^ - denotes Armed Forces Bowl | Rankings AP/Coaches'

DEPARTMENT OF ATHLETICS

Director of Athletics:	John Cohen (@JohnCohenAD)
Deputy Director of Athletics/External Affairs:	Leah Beasley
Deputy Director of Athletics/Compliance:	Bracky Brett
Deputy Director of Athletics/SWA/Chief Diversity Officer:	Ann Carr
Deputy Director of Athletics/Development:	Bo Hemphill
Executive Senior Associate AD/CFD:	Eric George
Executive Senior Associate AD/Internal Affairs:	Jay Logan
Executive Senior Associate AD/Sports Medicine & Performance:	Mary McLendon
Executive Senior Associate AD/Bulldog Club:	Mike Richey

COMMUNICATIONS

Brandon Langlois (@BMLanglois)	Associate AD/Communications
Langlois Phone	662-325-0967 (office)/601-405-5650 (cell)
Langlois E-Mail	BLanglois@athletics.msstate.edu
Brian Ogden (@brianogden)	Assistant Director
Ogden Phone	662-325-8040 (office)/972-977-7459 (cell)
Ogden E-Mail	BOgden@athletics.msstate.edu
TBD	Associate Director
Phone	TBD
E-Mail	TBD

STAFF (TWITTER HANDLE):

Matt Dunaway (@HailStateMatt)	Associate Director
TBD	Associate Director
TBD	Assistant Director
Joel Coleman (@joeltcoleman)	Assistant Director/Senior Writer
Madelon Allen (@madelonalen)	Assistant Coordinator
TBD	Assistant Coordinator
Susan Jones	Accounting Assistant

RETURNING STAT LEADERS (2020 STATS)

Points Scored	K Brandon Ruiz (54)
Touchdowns	RB Dillon Johnson (4)
Rushing Yards	RB Jo'quavious Marks (312)
Rushing Touchdowns	RB Dillon Johnson (4)
Receiving Yards	WR Jaden Walley (718)
Receiving Touchdowns	WR Austin Williams and WR Malik Heath (3)
Passing Yards	QB Will Rogers (1976)
Passing Touchdowns	QB Will Rogers (11)
Tackles	LB Aaron Brule (77)
Tackles For Loss	LB Aaron Brule (8.5)
Sacks	LB Tyrus Wheat (5.0)
Interceptions	CB Emmanuel Forbes (5)

WHO RETURNS IN 2020

Starters Returning From 2020

Offense (8)

QB – Will Rogers (6 starts)
RB – Jo'quavious Marks (8 starts)
WR – Malik Heath (6 starts)
WR – Jaden Walley (8 starts)
WR – Austin Williams (9 starts)
OL – Charles Cross (10 starts at left tackle)
OL – Kameron Jones (6 starts at right tackle)
OL – Cole Smith (9 starts at center)

Defense (7)

DT – Jaden Crumedy (11 starts at nose tackle)
SLB – Tyrus Wheat (8 starts)
WLB – Aaron Brule (11 starts)
CB – Emmanuel Forbes (11 starts)
CB – Emmanuel Forbes (9 starts)
S – Londyn Craft (8 starts)
S – Collin Duncan (7 starts)

Specialists (4)

PK/KO – Brandon Ruiz
P – Tucker Day
KR – Lideatrick Griffin
PR – Austin Williams

Starters Lost From 2020

Offense (3)

WR – Osirus Mitchell (6 starts)
OL – Greg Eiland (6 starts at left guard, 1 start at right tackle)
OL – Dareuan Parker (11 starts at right guard)

Defense (4)

DE – Kobe Jones (11 starts)
DT – Marquiss Spencer (9 starts)
MLB – Erroll Thompson (11 starts)
S – Marcus Murphy (6 starts)

Specialists (3)

PK – Jace Christmann
H/P – Reed Bowman
LS – Paul Blackwell

OFFENSIVE LETTERMEN RETURNING (14)

Quarterback (1): Will Rogers

Running Back (2): Dillon Johnson, Jo'quavious Marks

Wide Receiver (6): Brad Cumbest, Lideatrick Griffin, Malik Heath, Brodie King, Jaden Walley, Austin Williams

Offensive Line (6): Charles Cross, Kwatrivous Johnson, Kameron Jones, LaQuinston Sharp, Cole Smith, Cordavien Suggs (2019)

DEFENSIVE LETTERMEN RETURNING (25)

Cornerback (5): Martin Emerson, Emmanuel Forbes, Esaia Furdge, Jay Jimison, Decamerion Richardson

Safety (7): Londyn Craft, Collin Duncan, Landon Guidry, Dylan Lawrence, Fred Peters, Shawn Preston Jr., J.P. Purvis

Linebacker (5): Aaron Brule, R.J. Jennings, Jett Johnson, Nathaniel Watson, Tyrus Wheat

Defensive End (5): Jevon Banks, Jordan Davis, Jack Harris, Aaron Odom, Sherman Timbs

Defensive Tackle (3): Jaden Crumedy, Nathan Pickering, Cameron Young

SPECIALTY LETTERMEN RETURNING (3)

Kicker (2): Scott Goodman, Brandon Ruiz

Punter (1): Tucker Day

2020 RESULTS

Overall Record: 4-7 • SEC Record: 3-7 • 7th West

DATE	OPPONENT	RESULT	LOCATION (ATT.)
Sept. 26	at #6/5 LSU * [CBS]	W, 44-34	Baton Rouge, La. (21,124)
Oct. 3	Arkansas * [SECN Alt.]	L, 14-21	Starkville, Miss. (13,564)
Oct. 10	at Kentucky * [SECN]	L, 2-24	Lexington, Ky. (12,000)
Oct. 17	#11/11 Texas A&M * [ESPN]	L, 14-28	Starkville, Miss. (13,142)
Oct. 31	at #2/2 Alabama * [ESPN]	L, 0-41	Tuscaloosa, Ala. (19,424)
Nov. 7	Vanderbilt * [SECN]	W, 24-17	Starkville, Miss. (12,888)
Nov. 21	at #13/11 Georgia * [SECN]	L, 24-31	Athens, Ga. (20,524)
Nov. 28	at Ole Miss * [SECN]	L, 24-31	Oxford, Miss. (16,218)
Dec. 12	Auburn * [SECN]	L, 10-24	Starkville, Miss. (12,986)
Dec. 19	Missouri * [SECN Alt.]	W, 51-32	Starkville, Miss. (11,748)
Dec. 31	vs. #22/25 Tulsa ^ [ESPN]	W, 28-26	Fort Worth, Texas (9,000)

* - denotes SEC game | ^ - denotes Armed Forces Bowl | Rankings AP/Coaches'

TEAM STATISTICS

	MSU	OPP
SCORING	235	309
Points Per Game	21.4	28.1
Points Off Turnovers	59	84
FIRST DOWNS	207	235
Rushing	41	90
Passing	150	125
Penalty	16	20
RUSHING YARDAGE	483	1390
Yards gained rushing	780	1713
Yards lost rushing	297	323
Rushing Attempts	204	391
Average Per Rush	2.4	3.6
Average Per Game	43.9	126.4
TDs Rushing	8	11
PASSING YARDAGE	3259	2897
Comp-Att-Int	373-557-18	240-389-11
Average Per Pass	5.9	7.4
Average Per Catch	8.7	12.1
Average Per Game	296.3	263.4
TDs Passing	17	23
TOTAL OFFENSE	3742	4287
Total Plays	761	780
Average Per Play	4.9	5.5
Average Per Game	340.2	389.7
KICK RETURNS: #-Yards	14-393	8-171
PUNT RETURNS: #-Yards	10-69	18-104
INT RETURNS: #-Yards	11-281	18-283
KICK RETURN AVERAGE	28.1	21.4
PUNT RETURN AVERAGE	6.9	5.8
INT RETURN AVERAGE	25.5	15.7
FUMBLES-LOST	7-7	12-7
PENALTIES-Yards	72-661	74-636
Average Per Game	60.1	57.8
PUNTS-Yards	60-2504	52-2232
Average Per Punt	41.7	42.9
Net punt average	38.7	39.7
KICKOFFS-Yards	49-3087	59-3615
Average Per Kick	63.0	61.3
Net kick average	39.6	38.5
TIME OF POSSESSION/Game	30:58	29:02
3RD-DOWN Conversions	51/157	66/161
3rd-Down Pct	32%	41%
4TH-DOWN Conversions	12/21	9/21
4th-Down Pct	57%	43%
SACKS BY-Yards	25-145	34-240
MISC YARDS	0	0
TOUCHDOWNS SCORED	29	38
FIELD GOALS-ATTEMPTS	10-12	14-15
ON-SIDE KICKS	0-0	0-4
RED-ZONE SCORES	(25-33) 76%	(32-40) 80%
RED-ZONE TOUCHDOWNS	(18-33) 55%	(22-40) 55%
PAT-ATTEMPTS	(29-29) 100%	(35-35) 100%
ATTENDANCE	64,328/12,866	89,290/17,858
Neutral Site Games	--	1/9,000

SCORE BY QUARTERS

	1st	2nd	3rd	4th	Total	Average
Mississippi State	48	61	54	72	235	21.4
Opponents	48	95	63	103	309	28.1

INDIVIDUAL STATISTICS

RUSHING	GP	Att	Gain	Loss	Net	Avg	TD	Long	Avg/G
Jo'quavious Marks	11	70	325	13	312	4.5	3	28	28.4
Dillon Johnson	11	51	231	6	225	4.4	4	11	20.5
Kylin Hill	3	15	58	--	58	3.9	--	12	19.3
Lee Witherspoon	11	6	35	--	35	5.8	--	20	3.2
TEAM	11	8	--	41	(-41)	(-5.1)	--	--	(-5.1)
Will Rogers	9	30	94	135	(-41)	(-1.4)	1	18	(-4.6)
K.J. Costello	6	24	37	102	(-65)	(-2.7)	--	7	(-10.8)
Total	11	204	780	297	483	2.4	8	28	43.9
Opponents	11	391	1,713	323	1,390	3.6	11	51	126.4

PASSING	GP	Effic	Comp-Att-Int	Pct	Yards	TD	Long	Avg/G
Will Rogers	9	123.49	239-346-7	69.1	1,976	11	51	219.6
K.J. Costello	6	114.63	134-209-11	64.1	1,283	6	75	213.8
TEAM	11	--	0-2-0	--	--	--	--	--
Total	11	119.72	373-557-18	67.0	3,259	17	75	296.3
Opponents	11	138.11	240-389-11	61.7	2,897	23	81	263.4

Statistician's Note: Passing rating formula = $\left[\frac{(8.4 \times \text{yards}) + (330 \times \text{touchdowns}) - (200 \times \text{interceptions}) + (100 \times \text{completions})}{\text{attempts}} \right]$

RECEIVING	GP	No.	Yards	Avg	TD	Long	Avg/G
Jo'quavious Marks	11	60	268	4.5	--	19	24.4
Jaden Walley	11	52	718	13.8	2	51	65.3
Osirus Mitchell	11	47	505	10.7	4	43	45.9
Austin Williams	11	43	372	8.7	3	24	33.8
Malik Heath	10	37	307	8.3	3	32	30.7
Dillon Johnson	11	36	157	4.4	--	10	14.3
Kylin Hill	3	23	237	10.3	1	75	79.0
JaVonta Payton	9	19	225	11.8	1	34	25.0
Cameron Gardner	10	12	110	9.2	--	24	11.0
Geor'quarius Spivey	11	11	121	11.0	--	41	11.0
Lideatrick Griffin	9	10	61	6.1	1	13	6.8
Tyrell Shavers	4	9	107	11.9	1	37	26.8
Lee Witherspoon	11	9	49	5.4	--	13	4.5
Brad Cumbest	7	2	12	6.0	1	10	1.7
Garret Shrader	4	1	8	8.0	--	8	2.0
Kameron Jones	6	1	5	5.0	--	5	0.8
Kwatrivous Johnson	8	1	(-3)	(-3.0)	--	--	(-0.4)
Total	11	373	3,259	8.7	17	75	296.3
Opponents	11	240	2,897	12.1	23	81	263.4

PUNT RETURNS	No.	Yards	Avg	TD	Long
Austin Williams	8	48	6.0	--	17
Jaden Walley	2	21	10.5	--	20
Total	10	69	6.9	--	20
Opponents	18	104	5.8	--	22

KICK RETURNS	No.	Yards	Avg	TD	Long
Lideatrick Griffin	7	261	37.3	--	65
JaVonta Payton	6	121	20.2	--	26
Jaden Walley	1	11	11.0	--	11
Total	14	393	28.1	--	65
Opponents	8	171	21.4	--	47

TOTAL OFFENSE	GP	Plays	Rush	Pass	Total	Avg/G
Will Rogers	9	376	(-41)	1,976	1,935	215.0
K.J. Costello	6	233	(-65)	1,283	1,218	203.0
Jo'quavious Marks	11	70	312	--	312	28.4
Dillon Johnson	11	51	225	--	225	20.5
Kylin Hill	3	15	58	--	58	19.3
Lee Witherspoon	11	6	35	--	35	3.2
TEAM	11	10	(-41)	--	(-41)	(-5.1)
Total	11	761	483	3,259	3,742	340.2
Opponents	11	780	1,390	2,897	4,287	389.7



Emmanuel Forbes

INTERCEPTIONS	No.	Yards	Avg	TD	Long
Emmanuel Forbes	5	183	36.6	3	90
Collin Duncan	2	28	14.0	--	28
Erroll Thompson	1	--	--	--	--
Marquiss Spencer	1	27	27.0	--	27
Tyrus Wheat	1	23	23.0	--	23
Esaías Furdge	1	20	20.0	--	20
Total	11	281	25.5	3	90
Opponents	18	283	15.7	4	76

FUMBLE RETURNS	No.	Yards	Avg	TD	Long
Tyrus Wheat	1	13	13.0	--	13
Paul Blackwell	--	--	--	1	--
Total	1	13	13.0	1	13
Opponents	2	103	51.5	--	84

SCORING	TD	FGs	Kick	Rush	Rcv	Pass	DXP	Saf	Points
Brandon Ruiz	--	10-12	24-24	--	--	--	--	--	54
Dillon Johnson	4	--	--	--	--	--	--	--	24
Osirus Mitchell	4	--	--	--	--	--	--	--	24
Malik Heath	3	--	--	--	--	--	--	--	18
Austin Williams	3	--	--	--	--	--	--	--	18
Emmanuel Forbes	3	--	--	--	--	--	--	--	18
Jo'quavious Marks	3	--	--	--	--	--	--	--	18
Jaden Walley	2	--	--	--	--	--	--	--	12
JaVonta Payton	1	--	--	--	--	--	--	--	6
Brad Cumbest	1	--	--	--	--	--	--	--	6
Will Rogers	1	--	--	--	--	--	--	--	6
Kylin Hill	1	--	--	--	--	--	--	--	6
Lideatrick Griffin	1	--	--	--	--	--	--	--	6
Tyrell Shavers	1	--	--	--	--	--	--	--	6
Paul Blackwell	1	--	--	--	--	--	--	--	6
Jace Christmann	--	--	5-5	--	--	--	--	--	5
TEAM	--	--	--	--	--	--	--	1	2
Total	29	10-12	29-29	--	--	--	--	1	235
Opponents	38	14-15	35-35	--	2	2-3	--	--	309

FIELD GOALS	Made-Att	Pct	01-19	20-29	30-39	40-49	50-99	Long	Blkd
Brandon Ruiz	10-12	83.3	--	4-4	2-2	4-5	0-1	43	--
FG SEQUENCE	MSU	Opp	() - Made						
at LSU	(35), (24), (43)	(26), (40)							
Arkansas	--	--							
at Kentucky	56	(35)							
Texas A&M	--	--							
at Alabama	--	(40), (24)							
Vanderbilt	(25)	50, (41)							
at Georgia	(22)	(41)							
at Ole Miss	(25)	(26)							
Auburn	(41), (40)	(27), (37), (45)							
Missouri	(40), (43), (35)	(33)							
vs. Tulsa	--	(27), (33)							
PUNTING	No.	Yards	Avg	Long	TB	FC	I20	50+	Blkd
Reed Bowman	30	1,260	42.0	63	1	14	12	6	--
Tucker Day	29	1,244	42.9	66	3	5	6	6	--
TEAM	1	--	--	--	--	--	--	--	1
Total	60	2,504	41.7	66	4	19	18	12	1
Opponents	52	2,232	42.9	58	5	24	23	11	--
KICKOFFS	No.	Yards	Avg	TB	OB				
Brandon Ruiz	43	2,792	64.9	37	1				
Scott Goodman	5	279	55.8	2	--				
Jace Christmann	1	16	16.0	--	--				
Total	49	3,087	63.0	39	1				
Opponents	59	3,615	61.3	38	1				
ALL PURPOSE	GP	Rush	Rcv	PR	KR	IR	Total	Avg/G	
Jaden Walley	11	--	718	21	11	--	750	68.2	
Jo'quavious Marks	11	312	268	--	--	--	580	52.7	
Osirus Mitchell	11	--	505	--	--	--	505	45.9	
Austin Williams	11	--	372	48	--	--	420	38.2	
Dillon Johnson	11	225	157	--	--	--	382	34.7	
JaVonta Payton	9	--	225	--	121	--	346	38.4	
Lideatrick Griffin	9	--	61	--	261	--	322	35.8	
Malik Heath	10	--	307	--	--	--	307	30.7	
Kylin Hill	3	58	237	--	--	--	295	98.3	
Emmanuel Forbes	11	--	--	--	--	183	183	16.6	
Geor'quarius Spivey	11	--	121	--	--	--	121	11.0	
Cameron Gardner	10	--	110	--	--	--	110	11.0	
Tyrell Shavers	4	--	107	--	--	--	107	26.8	
Lee Witherspoon	11	35	49	--	--	--	84	7.6	
Collin Duncan	10	--	--	--	--	28	28	2.8	
Marquiss Spencer	9	--	--	--	--	27	27	3.0	
Tyrus Wheat	9	--	--	--	--	23	23	2.6	
Esaías Furdge	10	--	--	--	--	20	20	2.0	
Brad Cumbest	7	--	12	--	--	--	12	1.7	
Garret Shrader	4	--	8	--	--	--	8	2.0	
Kameron Jones	6	--	5	--	--	--	5	0.8	
Kwatrivous Johnson	8	--	(-3)	--	--	--	(-3)	(-0.4)	
TEAM	11	(-41)	--	--	--	--	(-41)	(-5.1)	
Will Rogers	9	(-41)	--	--	--	--	(-41)	(-4.6)	
K.J. Costello	6	(-65)	--	--	--	--	(-65)	(-10.8)	
Total	11	483	3,259	69	393	281	4,485	407.7	
Opponents	11	1,390	2,897	104	171	283	4,845	440.5	



Martin Emerson



Aaron Brule

Player	GP-GS	Tackles			TFL-Yds	Sacks-Yds	Pass Defense				FR-Yds	FF	Blkd Kick	Saf
		Solo	Ast	Total			Int-Yds	PBU	PD	QBH				
Erroll Thompson	11-11	37	59	96	4.0-20	3.0-19	1-0	1	2	3	--	--	--	--
Aaron Brule	11-11	31	46	77	8.5-31	4.0-21	--	3	3	10	1-0	--	--	--
Martin Emerson	11-11	45	27	72	1.5-2	--	--	11	11	1	--	--	--	--
Shawn Preston Jr.	10-6	35	30	65	3.0-5	--	--	4	4	--	--	--	--	--
Londyn Craft	10-8	31	25	56	1.5-3	--	--	2	2	--	1-0	--	--	--
Collin Duncan	10-7	21	25	46	2.5-4	--	2-28	4	6	1	--	1	--	--
Emmanuel Forbes	11-9	24	20	44	0.5-1	--	5-183	6	11	1	--	--	--	--
Nathaniel Watson	11-3	15	25	40	3.0-6	--	--	1	1	--	--	--	--	--
Marcus Murphy	6-6	12	22	34	1.0-6	--	--	1	1	--	--	--	--	--
Kobe Jones	11-11	8	24	32	4.0-28	2.0-17	--	--	--	2	--	--	--	--
Jaden Crumedy	11-11	8	23	31	3.5-17	2.0-12	--	2	2	3	--	--	--	--
Tyrus Wheat	9-8	12	18	30	6.0-29	5.0-27	1-23	2	3	2	2-13	2	--	--
Marquiss Spencer	9-9	16	14	30	8.0-30	3.0-18	1-27	--	1	1	--	1	--	--
Jordan Davis	9-0	7	15	22	--	--	--	1	1	1	--	--	--	--
Fred Peters	4-4	10	10	20	--	--	--	1	1	--	1-0	1	--	--
Aaron Odom	11-2	8	9	17	4.0-7	2.0-4	--	1	1	--	--	--	--	--
Nathan Pickering	5-0	2	14	16	2.0-10	2.0-10	--	--	--	1	--	--	--	--
Esaías Furdge	10-2	11	3	14	--	--	1-20	--	1	--	1-0	--	--	--
Cameron Young	8-0	5	8	13	2.5-13	1.0-7	--	1	1	--	--	--	--	--
Landon Guidry	6-1	8	4	12	1.5-5	--	--	--	--	--	--	--	--	--
Jack Harris	9-0	4	6	10	1.0-1	--	--	--	--	1	--	--	--	--
Sherman Timbs	10-0	4	3	7	1.0-10	1.0-10	--	--	--	1	--	--	--	--
Jay Jimison	5-1	2	3	5	--	--	--	2	2	--	--	--	--	--
JaVonta Payton	9-3	5	--	5	--	--	--	--	--	--	--	--	--	--
Jevon Banks	4-0	1	3	4	1.0-1	--	--	--	--	--	--	--	--	--
Dylan Lawrence	1-0	--	3	3	--	--	--	--	--	--	--	--	--	--
Jaden Walley	11-8	1	2	3	--	--	--	--	--	--	--	--	--	--
Jett Johnson	5-0	--	3	3	0.5-1	--	--	--	--	--	--	--	--	--
Lee Witherspoon	11-1	--	2	2	--	--	--	--	--	--	--	--	--	--
Jo'quavious Marks	11-8	2	--	2	--	--	--	--	--	--	--	--	--	--
Brad Cumbest	7-1	1	1	2	--	--	--	--	--	--	--	--	--	--
J.P. Purvis	5-0	2	--	2	--	--	--	--	--	--	--	--	--	--
Lideatrick Griffin	9-2	1	1	2	--	--	--	--	--	--	--	--	--	--
Tre Lawson	3-0	--	1	1	--	--	--	--	--	--	--	--	--	--
Kylin Hill	3-3	1	--	1	--	--	--	--	--	--	--	--	--	--
Cole Smith	10-9	1	--	1	--	--	--	--	--	--	--	--	--	--
R.J. Jennings	11-0	--	1	1	0.5-1	--	--	--	--	--	--	--	--	--
Cody Swanson	1-0	--	1	1	--	--	--	--	--	--	--	--	--	--
Malik Heath	10-6	1	--	1	--	--	--	--	--	--	--	--	--	--
Charles Cross	10-10	--	1	1	--	--	--	--	--	--	--	--	--	--
James Jackson	11-2	1	--	1	--	--	--	--	--	--	--	--	--	--
Tyrell Shavers	4-1	1	--	1	--	--	--	--	--	--	--	--	--	--
Dillon Johnson	11-1	--	1	1	--	--	--	--	--	--	--	--	--	--
Tucker Day	9-0	--	1	1	--	--	--	--	--	--	--	--	--	--
TEAM	1-0	--	--	--	--	--	--	--	--	--	--	--	--	1
Paul Blackwell	11-0	--	--	--	--	--	--	--	--	--	1-0	--	--	--
Total	11-0	374	454	828	61.0-231	25-145	11-281	43	54	28	7-13	5	--	1
Opponents	11-0	366	392	758	58.0-298	34-240	18-283	68	86	34	7-103	5	1	--



MSU OFFENSIVE GAME-BY-GAME STARTERS

Game	LT	LG	C	RG	RT	QB	RB	WR	WR	WR	WR
at LSU	Cross	Eiland	Smith	Parker	Johnson, K.	Costello	Hill	Marks*	Heath	Williams	Shavers
ARKANSAS	Cross	Sharp	Smith	Parker	Johnson, K.	Costello	Hill	Payton	Gardner	Walley	Mitchell
at Kentucky	Cross	Eiland	Jackson	Parker	Johnson, K.	Costello	Hill	Payton	Gardner	Williams	Mitchell
TEXAS A&M	Cross	Sharp	Jackson	Parker	Eiland	Costello	Marks	Payton	Heath	Williams	Mitchell
at Alabama	Cross	Sharp	Smith	Parker	Jones, Ka.	Costello	Marks	Cumbest	Heath	Williams	Walley
VANDERBILT	Eiland	Sharp	Smith	Parker	Cunningham	Rogers	Marks	Spivey	Heath	Williams	Walley
at Georgia	Cross	Sharp	Smith	Parker	Jones, Ka.	Rogers	Marks	Mitchell	Gardner	Williams	Walley
at Ole Miss	Cross	Eiland	Smith	Parker	Jones, Ka.	Rogers	Marks	Mitchell	Heath	Williams	Walley
AUBURN	Cross	Eiland	Smith	Parker	Jones, Ka.	Rogers	Johnson, D.	Spivey	Griffin	Witherspoon*	Walley
MISSOURI	Cross	Eiland	Smith	Parker	Jones, Ka.	Rogers	Marks	Spivey	Griffin	Williams	Walley
vs. Tulsa	Cross	Eiland	Smith	Parker	Jones, Ka.	Rogers	Marks	Mitchell	Heath	Williams	Walley

* - Started two running backs

MSU DEFENSIVE GAME-BY-GAME STARTERS

Game	DE	NT	DT	SLB	MLB	WLB	CB	FS	Bulldog	SS	CB
at LSU	Jones, Ko.	Crumedy	Spencer	Wheat	Thompson	Brule	Emerson	Peters	Murphy	Craft	Furdge
ARKANSAS	Jones, Ko.	Crumedy	Spencer	Wheat	Thompson	Brule	Emerson	Peters	Murphy	Craft	Furdge
at Kentucky	Jones, Ko.	Crumedy	Spencer	Wheat	Thompson	Brule	Emerson	Peters	Murphy	Craft	Forbes
TEXAS A&M	Jones, Ko.	Crumedy	Spencer	Wheat	Thompson	Brule	Emerson	Peters	Murphy	Craft	Forbes
at Alabama	Jones, Ko.	Crumedy	Spencer	Wheat	Thompson	Brule	Emerson	Duncan	Murphy	Craft	Forbes
VANDERBILT	Jones, Ko.	Crumedy	Spencer	Wheat	Thompson	Brule	Emerson	Duncan	Murphy	Preston Jr.	Forbes
at Georgia	Jones, Ko.	Crumedy	Spencer	Watson	Thompson	Brule	Emerson	Duncan	Preston Jr.	Craft	Forbes
at Ole Miss	Jones, Ko.	Crumedy	Spencer	Watson	Thompson	Brule	Emerson	Duncan	Preston Jr.	Guidry	Forbes
AUBURN	Jones, Ko.	Crumedy	Spencer	Watson	Thompson	Brule	Emerson	Duncan	Preston Jr.	Jimison	Forbes
MISSOURI	Jones, Ko.	Crumedy	Odom	Wheat	Thompson	Brule	Emerson	Duncan	Preston Jr.	Craft	Forbes
vs. Tulsa	Jones, Ko.	Crumedy	Odom	Wheat	Thompson	Brule	Emerson	Duncan	Preston Jr.	Craft	Forbes

CAREER STARTS BY POSITION (2020 ROSTER)

Player	Total	LT	LG	C	RG	RT	QB	RB	WR	DE	DT	NT	LB	CB	S	Bulldog
Thompson, Erroll	40	--	--	--	--	--	--	--	--	--	--	--	40	--	--	--
Eiland, Greg	33	18	7	--	--	9	--	--	--	--	--	--	--	--	--	--
Costello, K.J.	30^	--	--	--	--	--	30^	--	--	--	--	--	--	--	--	--
Mitchell, Osirus	30	--	--	--	--	--	--	--	30	--	--	--	--	--	--	--
Spencer, Marquiss	23	--	--	--	--	--	--	--	--	13	10	--	--	--	--	--
Parker, Dareuan	22	--	10	--	12	--	--	--	--	--	--	--	--	--	--	--
Crumedy, Jaden	18	--	--	--	--	--	--	--	--	--	7	11	--	--	--	--
Emerson, Martin	16	--	--	--	--	--	--	--	--	--	--	--	16	--	--	--
Williams, Austin	14	--	--	--	--	--	--	--	14	--	--	--	--	--	--	--
Morgan, C.J.	12	--	--	--	--	--	--	--	--	--	--	--	--	12	--	--
Jones, Kobe	13	--	--	--	--	--	--	--	--	12	1	--	--	--	--	--
Brule, Aaron	11	--	--	--	--	--	--	--	--	--	--	--	11	--	--	--
Cross, Charles	10	10	--	--	--	--	--	--	--	--	--	--	--	--	--	--
Forbes, Emmanuel	9	--	--	--	--	--	--	--	--	--	--	--	--	9	--	--
Sharp, LaQuinston	9	--	4	--	5	--	--	--	--	--	--	--	--	--	--	--
Smith, Cole	9	--	--	9	--	--	--	--	--	--	--	--	--	--	--	--
Craft, Londyn	8	--	--	--	--	--	--	--	--	--	--	--	--	--	8	--
Marks, Jo'quavius	8	--	--	--	--	--	--	8	--	--	--	--	--	--	--	--
Walley, Jaden	8	--	--	--	--	--	--	--	8	--	--	--	--	--	--	--
Wheat, Tyrus	8	--	--	--	--	--	--	--	--	--	--	--	8	--	--	--
Duncan, Collin	7	--	--	--	--	--	--	--	--	--	--	--	--	--	7	--
Preston Jr., Shawn	7	--	--	--	--	--	--	--	--	--	--	--	1	--	2	4
Heath, Malik	6	--	--	--	--	--	--	--	6	--	--	--	--	--	--	--
Jones, Kameron	6	--	--	--	--	6	--	--	--	--	--	--	--	--	--	--
Rogers, Will	6	--	--	--	--	--	6	--	--	--	--	--	--	--	--	--
Payton, JaVonta	5	--	--	--	--	--	--	--	5	--	--	--	--	--	--	--
Spivey, Geor'quarius	5	--	--	--	--	--	--	--	5*	--	--	--	--	--	--	--
Gardner, Cameron	4	--	--	--	--	--	--	--	4	--	--	--	--	--	--	--
Peters, Fred	4	--	--	--	--	--	--	--	--	--	--	--	--	--	4	--
Johnson, Kwatrivous	3	--	--	--	--	3	--	--	--	--	--	--	--	--	--	--
Watson, Nathaniel	3	--	--	--	--	--	--	--	--	--	--	--	3	--	--	--
Furdge, Esaia	2	--	--	--	--	--	--	--	--	--	--	--	--	2	--	--
Griffin, Lideatrick	2	--	--	--	--	--	--	--	2	--	--	--	--	--	--	--
Jackson, James	2	--	--	2	--	--	--	--	--	--	--	--	--	--	--	--
Odom, Aaron	2	--	--	--	--	--	--	--	--	--	2	--	--	--	--	--
Seven Tied	1	Cumbest, Brad, WR; Cunningham, Brandon, RT; Guidry, Landon, S; Jimison, Jay, S; Johnson, Dillon, RB; Witherspoon, Lee, RB.														

* - Two (2) starts came at tight end in 2019 / ^ - 25 starts came at QB for Stanford



Name	GP/GS	at LSU	ARK	at UK	TA&M	at Ala	VAN	at UGA	at OM	AUB	MIZ	vs. TLS
Jay Banks	1/-	--	--	--	--	--	--	--	--	--	P	--
Jevon Banks	4/-	--	--	--	--	--	P	--	--	P	P	P
Paul Blackwell	11/-	P	P	P	P	P	P	P	P	P	P	P
Reed Bowman	11/-	P	P	P	P	P	P	P	P	P	P	P
Aaron Brule	11/11	START	START	START	START	START	START	START	START	START	START	START
Jace Christmann	3/-	--	--	--	--	--	--	--	P	--	P	P
K.J. Costello	6/5	START	START	START	START	START	--	--	--	--	P	--
Londyn Craft	10/8	START	START	START	START	START	--	START	P	P	START	START
Charles Cross	10/10	START	START	START	START	START	--	START	START	START	START	START
Jaden Crumedy	11/11	START	START	START	START	START	START	START	START	START	START	START
Brad Cumbest	7/1	--	--	P	P	START	P	--	--	P	P	P
Brandon Cunningham	9/1	P	P	P	P	P	START	P	P	--	P	--
Jordan Davis	9/-	P	P	P	P	P	P	--	--	P	P	P
Tucker Day	9/-	P	P	P	P	P	--	--	P	P	P	P
Collin Duncan	10/7	P	P	--	P	START	START	START	START	START	START	START
Greg Eiland	10/9	START	--	START	START	P	START	START	START	START	START	START
Martin Emerson	11/11	START	START	START	START	START	START	START	START	START	START	START
Emmanuel Forbes	11/9	P	P	START	START	START	START	START	START	START	START	START
Esaias Furdge	10/2	START	START	P	P	P	P	P	P	P	P	--
Cameron Gardner	10/3	P	START	START	--	P	P	START	P	P	P	P
Scott Goodman	1/-	--	--	--	--	--	--	--	--	--	--	P
Lideatrick Griffin	9/2	P	P	--	--	P	P	P	P	START	START	P
Rodney Groce Jr.	1/-	P	--	--	--	--	--	--	--	--	--	--
Landon Guidry	6/1	--	--	P	--	P	P	P	START	P	--	--
Jack Harris	9/-	P	P	P	P	P	--	P	P	--	P	P
Malik Heath	10/6	START	P	P	START	START	START	--	START	P	P	START
Kylin Hill	3/3	START	START	START	--	--	--	--	--	--	--	--
Grant Jackson	3/-	--	--	--	--	--	--	--	--	P	P	P
James Jackson	11/2	P	P	START	START	P	P	P	P	P	P	P
R.J. Jennings	11/-	P	P	P	P	P	P	P	P	P	P	P
Jay Jimison	5/1	--	--	--	--	--	--	P	P	START	P	P
Dillon Johnson	11/1	P	P	P	P	P	P	P	P	START	P	P
Jett Johnson	5/-	P	--	--	--	--	--	P	--	P	P	P
Kwatrivous Johnson	8/3	START	START	START	P	--	--	P	P	--	P	P
Kameron Jones	6/6	--	--	--	--	START	--	START	START	START	START	START
Kobe Jones	11/11	START	START	START	START	START	START	START	START	START	START	START
Brodie King	4/-	--	--	--	--	--	--	--	P	P	P	P
Dylan Lawrence	1/-	P	--	--	--	--	--	--	--	--	--	--
Tre Lawson	3/-	P	--	P	P	--	--	--	--	--	--	--
Allen Love	1/-	--	--	--	--	--	--	--	--	--	P	--
Jo'quavious Marks	11/8	START	P	P	START	START	START	START	START	P	START	START
Osirus Mitchell	11/6	P	START	START	START	P	P	START	START	P	P	START
Marcus Murphy	6/6	START	START	START	START	START	START	--	--	--	--	--
Aaron Odom	11/2	P	P	P	P	P	P	P	P	P	START	START
Dareuan Parker	11/11	START	START	START	START	START	START	START	START	START	START	START
JaVonta Payton	9/3	P	START	START	START	P	P	P	P	--	--	P
Nick Pendley	4/-	P	P	P	P	--	--	--	--	--	--	--
Fred Peters	4/4	START	START	START	START	--	--	--	--	--	--	--
Nathan Pickering	5/-	P	P	P	P	P	--	--	--	--	--	--
Shawn Preston Jr.	10/6	P	P	--	P	P	START	START	START	START	START	START
J.P. Purvis	5/-	--	--	--	--	--	P	P	P	P	--	P
Decameron Richardson	7/-	--	P	P	--	P	--	P	--	P	P	P
Will Rogers	9/6	--	--	P	P	P	START	START	START	START	START	START
Brandon Ruiz	10/-	P	P	P	P	P	P	P	P	P	P	--
LaQuinston Sharp	9/4	P	START	P	START	START	START	--	--	P	P	P
Tyrell Shavers	4/1	START	P	P	P	--	--	--	--	--	--	--
Garret Shrader	4/-	P	P	P	P	--	--	--	--	--	--	--
Cole Smith	10/9	START	START	--	P	START	START	START	START	START	START	START
Marquiss Spencer	9/9	START	START	START	START	START	START	START	START	START	--	--
Geor'quarius Spivey	11/3	P	P	P	P	P	START	P	P	START	START	P
Cody Swanson	1/-	--	--	--	--	--	--	--	--	--	P	--
Erroll Thompson	11/11	START	START	START	START	START	START	START	START	START	START	START
Sherman Timbs	10/-	P	P	P	P	P	P	--	P	P	P	P
Kareem Walker	2/-	--	--	P	P	--	--	--	--	--	--	--
Jaden Walley	11/8	P	START	P	P	START	START	START	START	START	START	START
Nathaniel Watson	11/3	P	P	P	P	P	P	START	START	START	P	P
Tyrus Wheat	9/8	START	START	START	START	START	START	--	--	P	START	START
Austin Williams	11/9	START	P	START	START	START	START	START	START	P	START	START
Lee Witherspoon	11/1	P	P	P	P	P	P	P	P	START	P	P
Cameron Young	8/-	P	--	--	--	P	P	P	P	P	P	P



Opponent	Score	FIRST DOWNS				Pen	RUSHING		PASSING		TOTAL OFFENSE	Return	Turn- Overs
		Total	Rush	Pass			Att-Yards		Comp-Att-Int	Yards	Plays-Yards	Yards	
at LSU	44-34	24/25	2/8	22/16	0/1		16-9 / 38-80		36-60-2 / 27-46-2	623/345	76-632 / 84-425	20/28	
ARKANSAS	14-21	24/17	5/6	19/10	0/1		24-87 / 37-63		43-60-3 / 20-28-0	313/212	84-400 / 65-275	70/94	4/2
at Kentucky	2-24	18/10	2/6	15/4	1/0		14-20 / 32-84		45-70-6 / 8-21-0	275/73	84-295 / 53-157	54/89	6/1
TEXAS A&M	14-28	15/17	5/13	9/4	1/0		20--2 / 34-186		30-40-1 / 13-23-1	219/139	60-217 / 57-325	60/74	2/1
at Alabama	0-41	12/26	3/12	7/11	2/3		15-37 / 40-208		28-48-2 / 24-33-0	163/291	63-200 / 73-499	85/69	3/1
VANDERBILT	24-17	14/30	3/9	9/16	2/5		11--22 / 36-142		35-46-0 / 31-46-3	226/336	57-204 / 82-478	87/23	0/5
at Georgia	24-31	20/18	2/2	17/15	1/1		14-22 / 23-8		41-52-0 / 28-38-0	336/401	66-358 / 61-409	0/30	0/0
at Ole Miss	24-31	23/24	3/9	18/14	2/1		16-39 / 45-163		45-62-0 / 25-37-0	440/387	78-479 / 82-550	0/116	1/0
AUBURN	10-24	17/19	4/13	10/3	3/3		16-19 / 36-218		30-51-2 / 15-32-0	221/125	67-240 / 68-343	91/111	2/0
MISSOURI	51-32	25/22	5/4	15/14	5/4		28-151 / 30-101		21-38-2 / 23-39-3	295/241	66-446 / 69-342	33/-11	3/4
vs. Tulsa	28-26	16/27	7/8	9/18	0/1		30-123 / 40-137		19-30-0 / 26-46-2	148/347	60-271 / 86-484	256/38	0/2
Totals	235-309	208/235	41/90	150/125	17/20		204-483 / 391-1390		373-557-18 / 240-389-11	3259/2897	761-3742 / 780-4287	756/661	25/18

Note: Game totals are displayed in the format TEAM/OPPONENT for each category

	3rd Down Conversions	4th Down Conversions	Time of Possession	TOP Margin	Avg Yards/Rush	Avg Yards/Pass	Avg Yards/Play	Punting Number-Avg	Penalties Number-Yds
at LSU	8-16 / 5-17	0-0 / 1-1	30:28 / 29:32	0:56	0.6 / 2.1	10.4/7.5	8.3/5.1	3-44.7 / 7-49.4	7-40 / 7-31
ARKANSAS	6-17 / 5-14	4-6 / 0-1	36:20 / 23:40	12:40	3.6 / 1.7	5.2/7.6	4.8/4.2	5-42.6 / 8-42.2	4-25 / 5-40
at Kentucky	3-17 / 4-14	2-4 / 0-1	34:49 / 25:11	9:38	1.4 / 2.6	3.9/3.5	3.5/3.0	6-55.2 / 8-44.9	8-57 / 3-25
TEXAS A&M	7-15 / 4-10	0-0 / 0-0	29:28 / 30:32	-1:04	-0.1 / 5.5	5.5/6.0	3.6/5.7	7-36.3 / 5-43.4	3-25 / 5-40
at Alabama	2-15 / 6-14	2-2 / 0-2	28:18 / 31:42	-3:24	2.5 / 5.2	3.4/8.8	3.2/6.8	10-38.8 / 4-38.0	9-85 / 10-71
VANDERBILT	4-13 / 8-15	0-0 / 2-3	27:50 / 32:10	-4:20	-2.0 / 3.9	4.9/7.3	3.6/5.8	7-45.6 / 1-29.0	8-92 / 6-52
at Georgia	7-13 / 8-13	0-1 / 0-0	32:07 / 27:53	4:14	1.6 / 0.3	6.5/10.6	5.4/6.7	4-42.2 / 4-43.5	3-25 / 5-60
at Ole Miss	3-14 / 8-18	3-3 / 3-6	32:27 / 27:33	4:54	2.4 / 3.6	7.1/10.5	6.1/6.7	6-42.0 / 3-46.0	5-47 / 10-81
AUBURN	4-16 / 5-16	0-2 / 1-2	29:04 / 30:56	-1:52	1.2 / 6.1	4.3/3.9	3.6/5.0	5-41.4 / 6-37.8	7-90 / 8-80
MISSOURI	3-9 / 3-12	0-0 / 1-3	31:03 / 28:57	2:06	5.4 / 3.4	7.8/6.2	6.8/5.0	2-42.0 / 3-44.3	7-73 / 8-90
vs. Tulsa	4-12 / 10-18	1-3 / 1-2	28:41 / 31:19	-2:38	4.1 / 3.4	4.9/7.5	4.5/5.6	5-30.6 / 3-39.7	11-102 / 7-66
Totals	51-157 / 66-161	12-21 / 9-21	340:35 / 319:25	21:10	2.4 / 3.6	5.9 / 7.4	4.9 / 5.5	60-41.7 / 52-42.9	72-661 / 74-636

Note: Game totals are displayed in the format TEAM/OPPONENT for each category

FINAL POLLS

ASSOCIATED PRESS

RK.	TEAM	REC.	POINTS
1.	Alabama (61)	13-0	1525
2.	Ohio State	7-1	1463
3.	Clemson	10-2	1378
4.	Texas A&M	9-1	1324
5.	Notre Dame	10-2	1279
6.	Oklahoma	9-2	1243
7.	Georgia	8-2	1144
8.	Cincinnati	9-1	1074
9.	Iowa State	9-3	1035
10.	Northwestern	7-2	893
11.	BYU	11-1	862
12.	Indiana	6-2	773
13.	Florida	8-4	764
14.	Coastal Carolina	11-1	725
15.	Louisiana	10-1	664
16.	Iowa	6-2	581
17.	Liberty	10-1	576
18.	North Carolina	8-4	532
19.	Texas	7-3	485
20.	Oklahoma State	8-3	417
21.	USC	5-1	306
22.	Miami	8-3	284
23.	Ball State	7-1	183
24.	San José State	7-1	80
25.	Buffalo	6-1	51

Others receiving votes: Appalachian State 41, Tulsa 35, Army 24, Oregon 21, TCU 12, Memphis 12, Washington 10, UAB 10, Nevada 7, NC State 7, Wisconsin 3, West Virginia 1, Marshall 1

USA TODAY COACHES

RK.	TEAM	REC.	POINTS
1.	Alabama (60)	13-0	1500
2.	Ohio State	7-1	1432
3.	Clemson	10-2	1349
4.	Texas A&M	9-1	1317
5.	Notre Dame	10-2	1247
6.	Oklahoma	9-2	1219
7.	Georgia	8-2	1146
8.	Cincinnati	9-1	1031
9.	Iowa State	9-3	997
10.	Northwestern	7-2	919
11.	BYU	11-1	796
12.	Florida	8-4	766
13.	Indiana	6-2	762
14.	Coastal Carolina	11-1	649
15.	Iowa	6-2	606
16.	Louisiana	10-1	596
17.	North Carolina	8-4	538
18.	Liberty	10-1	476
19.	Oklahoma State	8-3	456
20.	Texas	7-3	402
21.	USC	5-1	400
22.	Miami	8-3	275
23.	Ball State	7-1	157
24.	San José State	7-1	100
25.	Buffalo	6-1	51

Others receiving votes: Wisconsin 38, Oregon 36, NC State 35, Army 34, Appalachian State 30, Tulsa 30, Nevada 17, Auburn 17, Memphis 14, Utah 11, Ole Miss 10, SMU 7, West Virginia 7, Missouri 6, Boise State 6, Colorado 6, UAB 4, Marshall 2, Washington 2, Kentucky 1

COLLEGE FOOTBALL PLAYOFF

RK.	TEAM	REC.
1.	Alabama	11-0
2.	Clemson	10-1
3.	Ohio State	6-0
4.	Notre Dame	10-1
5.	Texas A&M	8-1
6.	Oklahoma	8-2
7.	Florida	8-3
8.	Cincinnati	9-0
9.	Georgia	7-2
10.	Iowa State	8-3
11.	Indiana	6-1
12.	Coastal Carolina	11-0
13.	North Carolina	8-3
14.	Northwestern	6-2
15.	Iowa	6-2
16.	BYU	10-1
17.	USC	5-1
18.	Miami	8-2
19.	Louisiana	9-1
20.	Texas	6-3
21.	Oklahoma State	7-3
22.	San José State	7-0
23.	NC State	8-3
24.	Tulsa	6-2
25.	Oregon	4-2

GAME 1

Mississippi State #6 LSU

44
34

Sept. 26, 2020
Tiger Stadium
Baton Rouge, La.
21,124

Mississippi State

RUSHING	Att.	Gain	Lost	Net	TD	Long	Avg.
Kylin Hill	7	34	0	34	0	12	4.9
Joquavious Marks	3	15	0	15	0	11	5.0
TEAM	1	0	2	(-2)	0	0	(-2.0)
K.J. Costello	5	0	38	(-38)	0	0	(-7.6)

PASSING	Com	Att	Int	Yds	TD	Long	Sacks
K.J. Costello	36	60	2	623	5	75	5

RECEIVING	No.	Yds.	TD	Long
Kylin Hill	8	158	1	75
Osirus Mitchell	7	183	2	43
Austin Williams	7	57	1	14
JaVonta Payton	6	122	0	34
Tyrell Shavers	2	68	1	37
Cameron Gardner	2	35	0	24
Dillon Johnson	1	4	0	4
Malik Heath	1	1	0	1
Joquavious Marks	1	(-2)	0	0
Kwatrivous Johnson	1	(-3)	0	0

PUNTING	No.	Yds.	Avg.	Long	I20	TB
Tucker Day	2	95	47.5	58	0	0
Reed Bowman	1	39	39.0	39	1	0

FIELD GOALS	Att.	Made	Long	KICKS
Brandon Ruiz	3	3	43	made 35, made 24, made 43

ALL RETURNS	Punts			Kickoffs			Intercepted		
	No.	Yds.	Lg.	No.	Yds.	Lg.	No.	Yds.	Lg.
Emmanuel Forbes	0	0	0	0	0	0	1	0	0
Esaias Furdge	0	0	0	0	0	0	1	20	20

LSU

RUSHING	Att.	Gain	Lost	Net	TD	Long	Avg.
Chris Curry	9	47	0	47	0	12	5.2
Ty Davis-Price	11	43	0	43	0	7	3.9
John Emery	7	27	0	27	0	10	3.9
Myles Brennan	11	8	45	(-37)	0	4	(-3.4)

PASSING	Com	Att	Int	Yds	TD	Long	Sacks
Myles Brennan	27	46	2	345	3	47	7

RECEIVING	No.	Yds.	TD	Long
Terrace Marshall Jr.	8	122	2	37
Jaray Jenkins	5	85	0	47
Arik Gilbert	4	37	1	16
Racey McMath	3	50	0	28
John Emery	3	25	0	11
Jontre Kirklín	1	12	0	12
Kayshon Boutte	1	6	0	6
Koy Moore	1	5	0	5
Trey Palmer	1	3	0	3

PUNTING	No.	Yds.	Avg.	Long	I20	TB
Zach Von Rosenberg	7	346	49.4	58	5	0

FIELD GOALS	Att.	Made	Long	KICKS
Cade York	2	2	40	made 26, made 40

ALL RETURNS	Punts			Kickoffs			Intercepted		
	No.	Yds.	Lg.	No.	Yds.	Lg.	No.	Yds.	Lg.
Trey Palmer	1	(-2)	0	1	16	16	0	0	0
Jabril Cox	0	0	0	0	0	0	1	14	14
Eli Ricks	0	0	0	0	0	0	1	0	0

State Shocks No. 6/Defending National Champ LSU

The Mike Leach era of Mississippi State football was ushered in on Saturday afternoon as a record-setting day for **K.J. Costello** propelled the Bulldogs over the defending national champions, No. 6 LSU, 44-34, at Tiger Stadium. The win marked the first time a defending national champion lost its season opener since 1998 and snapped the longest active win streak in the country. It was also MSU's highest-ranked road win in program history. The Bulldogs came away with just their second win in Baton Rouge since 1992. State grabbed their first lead of the game near the end of the first quarter, when a 12-play, 66-yard drive culminated in a **Brandon Ruiz** 35-yard field goal. The lead would change four times in the second quarter, with the Bulldogs landing on top heading into the locker room. With 5:20 on the clock, **Kylin Hill** scampered 12 yards to the MSU 37-yard line before Costello found **Osirus Mitchell** from 43 yards out, giving the Bulldogs a 17-14 advantage. The Tigers' largest lead came in the third quarter, when Myles Brennan connected with Terrace Marshall on a 37-yard pass for a 24-20 lead. A 75-yard strike from Costello to Hill on the ensuing drive was all it took for the Maroon and White to regain the lead. With the score even at 34-34 in the fourth, a Ruiz 43-yard field goal and Mitchell's 24-yard touchdown reception gave the Bulldogs the lead for good. On LSU's (0-1) final drive of the game, **Emmanuel Forbes** intercepted Myles Brennan's pass in the end zone to secure the victory for State. **Shawn Preston Jr.** led the Bulldogs with 11 tackles, ignited by six solo stops. **Aaron Brule** and **Erroll Thompson** followed with 10 tackles and one sack a piece. Mississippi State racked up seven sacks, including two contributed by **Marquiss Spencer** for a loss of 10 yards.

Mississippi State	3	14	10	17	44
LSU	0	14	10	10	34

1st	04:47	MS	Brandon Ruiz 35 yd field goal
2nd	09:45	LSU	Jabril Cox 14 yd interception return (Cade York kick)
	07:45	MS	Tyrell Shavers 31 yd pass from K.J. Costello (Brandon Ruiz kick)
	05:20	LSU	Arik Gilbert 2 yd pass from Myles Brennan (Cade York kick)
	02:27	MS	Osirus Mitchell 43 yd pass from K.J. Costello (Brandon Ruiz kick)
3rd	09:33	LSU	Cade York 26 yd field goal
	06:23	MS	Brandon Ruiz 24 yd field goal
	05:01	LSU	Terrace Marshall Jr. 37 yd pass from Myles Brennan (Cade York kick)
	04:46	MS	Kylin Hill 75 yd pass from K.J. Costello (Brandon Ruiz kick)
4th	14:14	MS	Austin Williams 9 yd pass from K.J. Costello (Brandon Ruiz kick)
	11:01	LSU	Terrace Marshall Jr. 33 yd pass from Myles Brennan (Cade York kick)
	09:37	LSU	Cade York 40 yd field goal
	07:27	MS	Brandon Ruiz 43 yd field goal
	03:39	MS	Osirus Mitchell 24 yd pass from K.J. Costello (Brandon Ruiz kick)

Team Stats

	MSU	LSU
FIRST DOWNS	24	25
Rushing	2	8
Passing	22	16
Penalty	0	1
NET YARDS RUSHING	9	80
Rushing Attempts	16	38
Average Per Rush	0.6	2.1
NET YARDS PASSING	623	345
Completions-Attempts-Int	36-60-2	27-46-2
Average Per Attempt	10.4	7.5
Average Per Completion	17.3	12.8
TOTAL OFFENSE YARDS	632	425
Total Offense Plays	76	84
Average Gain Per Play	8.3	5.1
Fumbles: Number-Lost	2-2	0-0
Penalties: Number-Yards	7-40	7-31
PUNTS-YARDS	3-134	7-346
KICKOFFS-YARDS	9-585	7-455
Punt Returns: Number-Yards-TD	0-0-0	1-(-2)-0
Kickoff Returns: Number-Yds-TD	0-0-0	1-16-0
Interceptions: Number-Yds-TD	2-20-0	2-14-1
Fumble Returns: Number-Yds-TD	0-0-0	0-0-0
Possession Time	30:28	29:32
Third-Down Conversions	8 of 16	5 of 17
Fourth-Down Conversions	0 of 0	1 of 1
Red-Zone Scores-Chances	4-4	3-3
Sacks By: Number-Yards	7-45	5-38
PAT Kicks	5-5	4-4
Field Goals	3-3	2-2
Points Off Turnovers	7	17



GAME 2

Arkansas
#16 Mississippi State21
14Oct. 3, 2020
Davis Wade Stadium
Starkville, Miss.
13,564

Mississippi State

RUSHING	Att.	Gain	Lost	Net	TD	Long	Avg.
Dillon Johnson	9	39	0	39	1	9	4.3
Jo'quavious Marks	10	39	2	37	0	10	3.7
Kylin Hill	1	7	0	7	0	7	7.0
K.J. Costello	4	15	11	4	0	7	1.0

PASSING	Com	Att	Int	Yds	TD	Long	Sacks
K.J. Costello	43	59	3	313	1	34	1
TEAM	0	1	0	0	0	0	0

RECEIVING	No.	Yds.	TD	Long
Jo'quavious Marks	10	50	0	13
Dillon Johnson	8	35	0	10
Jaden Walley	6	56	0	16
Osirus Mitchell	5	61	0	34
Malik Heath	5	27	0	12
Cameron Gardner	3	32	0	12
Tyrell Shavers	3	21	0	11
JaVonta Payton	2	23	1	17
Garrett Shrader	1	8	0	8

PUNTING	No.	Yds.	Avg.	Long	I20	TB
Tucker Day	2	75	37.5	45	0	0
Reed Bowman	3	138	46.0	51	1	0

FIELD GOALS	Att.	Made	Long	KICKS
none				

ALL RETURNS	Punts			Kickoffs			Intercepted		
	No.	Yds.	Lg.	No.	Yds.	Lg.	No.	Yds.	Lg.
Jaden Walley	2	21	20	0	0	0	0	0	0
JaVonta Payton	0	0	0	2	49	26	0	0	0
Austin Williams	1	0	0	0	0	0	0	0	0

Arkansas

RUSHING	Att.	Gain	Lost	Net	TD	Long	Avg.
Trelon Smith	14	50	2	48	0	11	3.4
Rakeem Boyd	8	28	0	28	0	5	3.5
Feleipe Franks	8	21	13	8	0	9	1.0
KJ Jefferson	2	1	1	0	0	1	0.0
DeVion Warren	2	3	9	(-6)	0	3	(-3.0)
TEAM	3	0	15	(-15)	0	0	(-5.0)

PASSING	Com	Att	Int	Yds	TD	Long	Sacks
Feleipe Franks	20	28	0	212	2	52	3

RECEIVING	No.	Yds.	TD	Long
Trelon Smith	5	22	0	10
DeVion Warren	4	100	1	52
Hudson Henry	4	20	1	12
Trey Knox	3	31	0	12
Mike Woods	3	29	0	20
Treyton Burks	1	10	0	10

PUNTING	No.	Yds.	Avg.	Long	I20	TB
Reid Bauer	1	38	38.0	38	1	0
George Caratan	7	300	42.9	48	3	1

FIELD GOALS	Att.	Made	Long	KICKS
none				

ALL RETURNS	Punts			Kickoffs			Intercepted		
	No.	Yds.	Lg.	No.	Yds.	Lg.	No.	Yds.	Lg.
Joe Foucha	0	0	0	0	0	0	2	26	26
Greg Brooks Jr.	0	0	0	0	0	0	1	69	69
Nathan Parodi	1	(-1)	0	0	0	0	0	0	0

Arkansas Upends No. 16 Bulldogs, 21-14

No. 16 Mississippi State suffered its first setback of the 2020 campaign Saturday night as the Bulldogs dropped a 21-14 decision to the Arkansas Razorbacks at Davis Wade Stadium. Quarterback **K.J. Costello** led the Bulldogs' to a team single-game record 43 completions as State tallied 400 total yards. The Bulldogs held Arkansas to just 275 yards. The Razorbacks drew first blood on State's opening drive as Greg Brooks Jr. intercepted Costello's pass at the Arkansas 31-yard line and returned it 69 yards for the first score of the game. MSU responded with a 15-play and 7:45 drive that culminated with a 17-yard strike to **JaVonta Payton** to knot the score at 7-7. The drive marked the Bulldogs' longest scoring drive of the season in terms of both plays and time. A toss from Feleipe Franks to DeVion Warren gave Arkansas a one score advantage at halftime. The Razorbacks maintained the momentum out of the locker room. Franks found Hudson Henry in the end zone from 12 yards out to go up 21-7. **Dillon Johnson** capped off a 76-yard drive as he hauled himself into the end zone to bring the Bulldogs within one touchdown, but the Arkansas defense forced turnovers on downs in the red zone twice to hold on for the victory.

Arkansas	7	7	7	0	21
Mississippi State	7	0	7	0	14

1st	11:44	AR	Greg Brooks Jr. 69 yd interception return (AJ Reed kick)
	03:59	MS	JaVonta Payton 17 yd pass from K.J. Costello (Brandon Ruiz kick)
2nd	05:27	AR	DeVion Warren 19 yd pass from Feleipe Franks (AJ Reed kick)
3rd	11:21	AR	Hudson Henry 12 yd pass from Feleipe Franks (AJ Reed kick)
	03:50	MS	Dillon Johnson 6 yd run (Brandon Ruiz kick)

Team Stats

	MSU	ARK
FIRST DOWNS	17	24
Rushing	6	5
Passing	10	19
Penalty	1	0
NET YARDS RUSHING	63	87
Rushing Attempts	37	24
Average Per Rush	1.7	3.6
Rushing Touchdowns	0	1
Yards Gained Rushing	103	100
Yards Lost Rushing	40	13
NET YARDS PASSING	212	313
Completions-Attempts-Int	20-28-0	43-60-3
Average Per Attempt	7.6	5.2
Average Per Completion	10.6	7.3
Passing Touchdowns	2	1
TOTAL OFFENSE YARDS	275	400
Total Offense Plays	65	84
Average Gain Per Play	4.2	4.8
Fumbles: Number-Lost	2-2	1-1
Penalties: Number-Yards	5-40	4-25
PUNTS-YARDS	8-338	5-213
KICKOFFS-YARDS	4-258	3-195
Punt returns: Number-Yards-TD	1-(-1)-0	3-21-0
Kickoff returns: Number-Yds-TD	0-0-0	2-49-0
Interceptions: Number-Yds-TD	3-95-1	0-0-0
Fumble Returns: Number-Yds-TD	0-0-0	0-0-0
Possession Time	23:40	36:20
Third-Down Conversions	5 of 14	6 of 17
Fourth-Down Conversions	0 of 1	4 of 6
Red-Zone Scores-Chances	2-3	2-4
Sacks By: Number-Yards	1-11	3-13
PAT Kicks	3-3	2-2
Field Goals	0-0	0-0
Points off turnovers	7	0

GAME 3

Mississippi State Kentucky

2
24

Oct. 10, 2020
Kroger Field
Lexington, Ky.
12,000

Mississippi State

RUSHING	Att.	Gain	Lost	Net	TD	Long	Avg.
Kylin Hill	7	17	0	17	0	4	2.4
Jo'quavious Marks	2	12	0	12	0	9	6.0
K.J. Costello	4	7	11	(-4)	0	5	(-1.0)
TEAM	1	0	5	(-5)	0	0	(-5.0)

PASSING	Com	Att	Int	Yds	TD	Long	Sacks
K.J. Costello	36	55	4	232	0	23	2
Will Rogers	9	15	2	43	0	13	0

RECEIVING	No.	Yds.	TD	Long
Kylin Hill	15	79	0	12
Malik Heath	6	52	0	23
Austin Williams	5	39	0	13
Javonta Payton	5	34	0	10
Tyrell Shavers	4	18	0	6
Cameron Gardner	3	20	0	10
Jo'quavious Marks	3	13	0	9
Jaden Walley	2	17	0	13
Osirus Mitchell	2	3	0	5

PUNTING	No.	Yds.	Avg.	Long	I20	TB
Tucker Day	5	298	59.6	66	2	2
Reed Bowman	1	33	33.0	33	1	0

FIELD GOALS	Att.	Made	Long	KICKS
Brandon Ruiz	1	0	--	missed 56

ALL RETURNS	Punts			Kickoffs			Intercepted		
	No.	Yds.	Lg.	No.	Yds.	Lg.	No.	Yds.	Lg.
Austin Williams	5	43	17	0	0	0	0	0	0
Jaden Walley	0	0	0	1	11	11	0	0	0

Kentucky

RUSHING	Att.	Gain	Lost	Net	TD	Long	Avg.
Terry Wilson	13	75	25	50	0	51	3.8
Chris Rodriguez	7	38	0	38	1	12	5.4
Asim Rose	8	22	0	22	0	6	2.8
JuTahn McClain	1	17	0	17	0	17	17.0
Joey Gatewood	2	7	2	5	0	7	2.5
TEAM	1	0	48	(-48)	0	0	(-48.0)

PASSING	Com	Att	Int	Yds	TD	Long	Sacks
Terry Wilson	8	20	0	73	1	17	2
Joey Gatewood	0	1	0	0	0	0	0

RECEIVING	No.	Yds.	TD	Long
Josh Ali	2	22	0	17
Brenden Bates	1	14	0	14
Keaton Upshaw	1	12	1	12
Justin Rigg	1	12	0	12
Asim Rose	1	8	0	8
Demarcus Harris	1	4	0	4
Allen Dailey	1	1	0	1

PUNTING	No.	Yds.	Avg.	Long	I20	TB
Max Duffy	8	359	44.9	57	3	0

FIELD GOALS	Att.	Made	Long	KICKS
Matt Ruffolo	1	1	35	made 35

ALL RETURNS	Punts			Kickoffs			Intercepted		
	No.	Yds.	Lg.	No.	Yds.	Lg.	No.	Yds.	Lg.
Joshua Paschal	0	0	0	0	0	0	1	76	76
Jordan Wright	0	0	0	0	0	0	1	8	8
Jamar Watson	0	0	0	0	0	0	1	0	0
Jamin Davis	0	0	0	0	0	0	1	0	0
D'Eryk Jackson	0	0	0	0	0	0	1	5	5
Kelvin Joseph	0	0	0	0	0	0	1	0	0

Mississippi State Falls at Kentucky

Mississippi State was handed a 24-2 defeat by Kentucky at Kroger Field. After a scoreless first quarter, Kentucky jumped out to a 14-0 lead in the second. Terry Wilson found Keaton Upshaw from 12 yards out for the first touchdown of the game. Later in the second, Joshua Paschal intercepted **K.J. Costello's** pass at the UK 22-yard line and returned it 76 yards, before Chris Rodriguez plunged two yards into the end zone to extend Kentucky's lead to two scores. The Bulldogs' scoring drought came to an end in the third quarter. A high snap sailed over punter Max Duffy's head and Duffy kicked the ball out of the back of the end zone, resulting in a safety. The safety marked the first for the Bulldogs since MSU had two safeties against Charleston Southern in 2017. The Wildcats took advantage of another turnover in the fourth quarter when Jordan Wright intercepted Costello's pass and returned it eight yards for a score. A Kentucky field goal with 49 seconds left accounted for the final margin. Through the air, Costello was 36-of-55 passing for 232 yards and four interceptions. Freshman **Will Rogers** completed 9-of-15 passes for 43 yards and two interceptions in his collegiate debut. **Kylin Hill** led all receivers with a school-record-tying 15 catches for 79 yards.

Mississippi State	0	0	2	0	2
Kentucky	0	14	0	10	24

2nd	12:13	UK	Keaton Upshaw 12 yd pass from Terry Wilson (Matt Ruffolo kick)
	03:48	UK	Chris Rodriguez 2 yd run (Matt Ruffolo kick)
3rd	05:49	MS	Team safety
4th	06:25	UK	Jordan Wright 8 yd interception return (Matt Ruffolo kick)
	00:49	UK	Matt Ruffolo 35 yd field goal

Team Stats

	MSU	UK
FIRST DOWNS	18	10
Rushing	2	6
Passing	15	4
Penalty	1	0
NET YARDS RUSHING	20	84
Rushing Attempts	14	32
Average Per Rush	1.4	2.6
Rushing Touchdowns	0	1
Yards Gained Rushing	36	159
Yards Lost Rushing	16	75
NET YARDS PASSING	275	73
Completions-Attempts-Int	45-70-6	8-21-0
Average Per Attempt	3.9	3.5
Average Per Completion	6.1	9.1
Passing Touchdowns	0	1
TOTAL OFFENSE YARDS	295	157
Total offense plays	84	53
Average Gain Per Play	3.5	3.0
Fumbles: Number-Lost	0-0	1-1
Penalties: Number-Yards	8-57	3-25
PUNTS-YARDS	6-331	8-359
KICKOFFS-YARDS	1-65	6-375
Punt returns: Number-Yards-TD	5-43-0	0-0-0
Kickoff returns: Number-Yds-TD	-11-0	0-0-0
Interceptions: Number-Yds-TD	0-0-0	6-89-1
Fumble Returns: Number-Yds-TD	0-0-0	0-0-0
Possession Time	34:49	25:11
Third-Down Conversions	3 of 17	4 of 14
Fourth-Down Conversions	2 of 4	0 of 1
Red-Zone Scores-Chances	0-3	3-3
Sacks By: Number-Yards	2-16	2-11
PAT Kicks	0-0	3-3
Field Goals	0-1	1-1
Points off turnovers	0	14



GAME 4

#11 Texas A&M
Mississippi State28
14Oct. 17, 2020
Davis Wade Stadium
Starkville, Miss.
13,142

Mississippi State

RUSHING	Att.	Gain	Lost	Net	TD	Long	Avg.
Joquavious Marks	7	25	0	25	0	8	3.6
Dillon Johnson	3	7	0	7	0	3	2.3
Will Rogers	1	0	7	(-7)	0	0	(-7.0)
K.J. Costello	9	11	38	(-27)	0	7	(-3.0)

PASSING	Com	Att	Int	Yds	TD	Long	Sacks
K.J. Costello	15	22	1	99	0	19	5
Will Rogers	15	18	0	120	1	32	1

RECEIVING	No.	Yds.	TD	Long
Joquavious Marks	9	40	0	19
Osirus Mitchell	6	40	0	17
Malik Heath	5	57	1	32
Jaden Walley	3	37	0	19
Austin Williams	3	32	0	16
JaVonta Payton	2	9	0	5
Dillon Johnson	2	4	0	4

PUNTING	No.	Yds.	Avg.	Long	I20	TB
Tucker Day	5	216	43.2	54	0	1
Reed Bowman	1	38	38.0	38	0	1
TEAM	1	0	0.0	0	0	0

FIELD GOALS	Att.	Made	Long	KICKS
none				

ALL RETURNS	Punts			Kickoffs			Intercepted		
Emmanuel Forbes	No.	Yds.	Lg.	No.	Yds.	Lg.	No.	Yds.	Lg.
	0	0	0	0	0	0	1	60	60

Texas A&M

RUSHING	Att.	Gain	Lost	Net	TD	Long	Avg.
Isaiah Spiller	18	114	0	114	2	26	6.3
Ainias Smith	10	53	1	52	0	14	5.2
Devon Achane	4	20	0	20	0	11	5.0
Kellen Mond	1	1	0	1	0	1	1.0
TEAM	1	0	1	-1	0	0	-1.0

PASSING	Com	Att	Int	Yds	TD	Long	Sacks
Kellen Mond	13	23	1	139	2	51	0

RECEIVING	No.	Yds.	TD	Long
Ainias Smith	5	20	1	9
Jalen Wydermyer	4	30	0	11
Chase Lane	2	70	1	51
Isaiah Spiller	2	19	0	13

PUNTING	No.	Yds.	Avg.	Long	I20	TB
Nik Constantinou	5	217	43.4	54	2	1

FIELD GOALS	Att.	Made	Long	KICKS
none				

ALL RETURNS	Punts			Kickoffs			Intercepted		
Ainias Smith	No.	Yds.	Lg.	No.	Yds.	Lg.	No.	Yds.	Lg.
Chris Russell	3	34	22	0	0	0	0	0	0
Myles Jones	1	21	0	0	0	0	0	0	0
	0	0	0	0	0	0	1	0	0

No. 11 Texas A&M beats Mississippi State 28-14

Texas A&M built a 14-0 halftime lead and rode that momentum to a 28-14 victory over Mississippi State at Davis Wade Stadium. The Bulldogs got a 60-yard interception return for a score early in the third quarter to trim the Aggie lead to 14-7 but A&M responded with a 4-play, 75-yard drive and never looked back after that. State's other score in the game came when quarterback **Will Rogers** connected with **Malik Heath** on a 32-yard strike in the fourth quarter. It was the first career touchdown for both Bulldogs and the longest play of their MSU careers. Defensively, State was led by **Erroll Thompson**'s 11 tackles. **Martin Emerson** added nine stops and one pass breakup. The Aggies struck first on their fourth drive of the game with a 3-yard touchdown run by Isaiah Spiller. On the Bulldogs' ensuing drive, Texas A&M blocked MSU's punt to take over on downs at the 1-yard line. Spiller again rushed across the line for six. **Emmanuel Forbes** intercepted a deflected pass in the third quarter and took it to the end zone for MSU's first points, but the Aggies immediately answered with a 51-yard touchdown pass. Texas A&M also scored on a 6-yard pass with 8:39 left in the third quarter before the Bulldog offense put up the final points of the game in the fourth quarter.

Texas A&M	0	14	14	0	28
Mississippi State	0	0	7	7	14

2nd	14:57	TAMU	Isaiah Spiller 3 yd run (Seth Small kick)
	13:27	TAMU	Isaiah Spiller 1 yd run (Seth Small kick)
3rd	11:38	MS	Emmanuel Forbes 60 yd interception return (Brandon Ruiz kick),
	10:05	TAMU	Chase Lane 51 yd pass from Kellen Mond (Seth Small kick)
	08:39	TAMU	Ainias Smith 6 yd pass from Kellen Mond (Seth Small kick)
4th	11:11	MS	Malik Heath 32 yd pass from Will Rogers (Brandon Ruiz kick)

Team Stats

	TAMU	MSU
FIRST DOWNS	17	15
Rushing	13	5
Passing	4	9
Penalty	0	1
NET YARDS RUSHING	186	-2
Rushing Attempts	34	20
Average Per Rush	5.5	-0.1
Rushing Touchdowns	2	0
Yards Gained Rushing	188	43
Yards Lost Rushing	2	45
NET YARDS PASSING	139	219
Completions-Attempts-Int	13-23-1	30-40-1
Average Per Attempt	6.0	5.5
Average Per Completion	10.7	7.3
Passing Touchdowns	2	1
TOTAL OFFENSE YARDS	325	217
Total offense plays	57	60
Average Gain Per Play	5.7	3.6
Fumbles: Number-Lost	0-0	1-1
Penalties: Number-Yards	5-40	3-25
PUNTS-YARDS	5-217	7-254
KICKOFFS-YARDS	5-325	3-195
Punt returns: Number-Yards-TD	4-55-0	0-0-0
Kickoff returns: Number-Yds-TD	0-0-0	0-0-0
Interceptions: Number-Yds-TD	1-0-0	1-60-1
Fumble Returns: Number-Yds-TD	1-19-0	0-0-0
Possession Time	30:32	29:28
Third-Down Conversions	4 of 10	7 of 15
Fourth-Down Conversions	2 of 0	0 of 0
Red-Zone Scores-Chances	3-4	0-0
Sacks By: Number-Yards	6-47	0-0
PAT Kicks	4-4	2-2
Field Goals	0-0	0-0
Points off turnovers	7	7

GAME 5

Mississippi State #2 Alabama

0
41

Oct. 31, 2020
Bryant-Denny Stadium
Tuscaloosa, Ala.
19,424

Mississippi State

RUSHING	Att.	Gain	Lost	Net	TD	Long	Avg.
Joquavious Marks	9	41	9	32	0	20	3.6
Will Rogers	2	11	7	4	0	11	2.0
Dillon Johnson	1	1	0	1	0	1	1.0
Lee Witherspoon	1	0	0	0	0	0	0.0
K.J. Costello	2	4	4	0	0	4	0.0

PASSING	Com	Att	Int	Yds	TD	Long	Sacks
Will Rogers	24	37	2	147	0	19	1
K.J. Costello	4	11	0	16	0	7	1

RECEIVING	No.	Yds.	TD	Long
Joquavious Marks	8	38	0	12
Lee Witherspoon	4	25	0	13
Dillon Johnson	4	13	0	7
Austin Williams	3	32	0	19
Jaden Walley	3	18	0	9
Osirus Mitchell	2	17	0	10
JaVonta Payton	2	16	0	8
Malik Heath	1	2	0	2
Brad Cumbest	1	2	0	2

PUNTING	No.	Yds.	Avg.	Long	I20	TB
Tucker Day	5	192	38.4	48	0	0
Reed Bowman	5	196	39.2	54	2	0

FIELD GOALS	Att.	Made	Long	KICKS
none				

ALL RETURNS	Punts	No.	Yds.	Lg.	Kickoffs	No.	Yds.	Lg.	Intercepted	No.	Yds.	Lg.
JaVonta Payton	0	0	0	0	4	72	22	0	0	0	0	0

Alabama

RUSHING	Att.	Gain	Lost	Net	TD	Long	Avg.
Najee Harris	21	120	1	119	0	14	5.7
Trey Sanders	12	82	2	80	0	25	6.7
Brian Robinson Jr.	2	5	0	5	0	5	2.5
Mac Jones	4	16	12	4	0	14	1.0
Bryce Young	1	0	0	0	0	0	0.0

PASSING	Com	Att	Int	Yds	TD	Long	Sacks
Mac Jones	24	31	0	291	4	53	1
Bryce Young	0	2	0	0	0	0	0

RECEIVING	No.	Yds.	TD	Long
DeVonta Smith	11	203	4	53
Najee Harris	6	36	0	11
Stade Bolden	3	20	0	13
John Metchie	3	18	0	9
Miller Forristall	1	14	0	14

PUNTING	No.	Yds.	Avg.	Long	I20	TB
Charlie Scott	4	152	38.0	46	1	0

FIELD GOALS	Att.	Made	Long	KICKS
Will Reichard	2	2	40	made 40, made 24

ALL RETURNS	Punts	No.	Yds.	Lg.	Kickoffs	No.	Yds.	Lg.	Intercepted	No.	Yds.	Lg.
Stade Bolden	4	26	14	0	0	0	0	0	0	0	0	0
Patrick Surtain	0	0	0	0	0	0	0	1	25	25		
Dylan Moses	0	0	0	0	0	0	1	1	1			
Trey Sanders	0	0	0	1	17	17	0	0	0			

Bulldogs Fall To No. 2 Crimson Tide In Tuscaloosa

Mississippi State could not overcome No. 2 Alabama's passing game, as the Bulldogs fell to the Crimson Tide in a 41-0 loss at Bryant-Denny Stadium. Alabama jumped out to an early 17-0 lead in the first quarter. On its first possession, the Crimson Tide put together an 8-play, 61-yard march that culminated in a Will Reichard field goal from 40 yards out. A pair of touchdown passes from Mac Jones to DeVonta Smith in three minutes extended Alabama's advantage to 17 and set the tone for the night. Reichard successfully hit another field goal eight seconds into the second quarter, and Jones found Smith from 11 yards out to bring the score to 27-0 at halftime. The Bulldogs were able to gain momentum late in the contest, registering 162 yards of total offense during the second half. Late in the third quarter, MSU drove into Alabama territory but Dylan Moses intercepted **Will Rogers'** pass in the endzone to hold State scoreless and end their threat. Smith reeled in his fourth touchdown reception of the game and Patrick Surtain intercepted Rogers' pass and returned it 25 yards to the endzone to bring the score to its final 41-0 margin. Through the air, Rogers, who entered the game in the second quarter, was 24-of-37 passing for a career-high 147 yards with two interceptions. **K.J. Costello** hit on 4-of-11 of his pass attempts for 16 yards. Running back **Joquavious Marks** caught eight passes for a team-high 38 yards. He also carried nine times for 32 yards. Defensively, State was led by **Erroll Thompson** who posted double-digit tackles for the fourth time in five games this season. Additionally, four Bulldogs matched or surpassed their previous career highs in tackles..

Mississippi State	0	0	0	0	0
Alabama	17	10	0	14	41

1st	11:57	UA	Will Reichard 40 yd field goal
	05:04	UA	DeVonta Smith 35 yd pass from Mac Jones (Will Reichard kick)
	02:14	UA	DeVonta Smith 53 yd pass from Mac Jones (Will Reichard kick)
2nd	14:52	UA	Will Reichard 24 yd field goal
	01:43	UA	DeVonta Smith 11 yd pass from Mac Jones (Will Reichard kick)
4th	13:50	UA	DeVonta Smith 10 yd pass from Mac Jones (Will Reichard kick)
	02:12	UA	Patrick Surtain 25 yd interception return (Will Reichard kick)

Team Stats

	MSU	UA
FIRST DOWNS	12	26
Rushing	3	12
Passing	7	11
Penalty	2	3
NET YARDS RUSHING	37	208
Rushing Attempts	15	40
Average Per Rush	2.5	5.2
Rushing Touchdowns	0	0
Yards Gained Rushing	57	223
Yards Lost Rushing	20	15
NET YARDS PASSING	163	291
Completions-Attempts-Int	28-48-2	24-33-0
Average Per Attempt	3.4	8.8
Average Per Completion	5.8	12.1
Passing Touchdowns	0	4
TOTAL OFFENSE YARDS	200	499
Total offense plays	63	73
Average Gain Per Play	3.2	6.8
Fumbles: Number-Lost	1-1	2-1
Penalties: Number-Yards	9-85	10-71
PUNTS-YARDS	10-388	4-152
KICKOFFS-YARDS	1-65	8-484
Punt returns: Number-Yards-TD	0-0-0	4-26-0
Kickoff returns: Number-Yds-TD	4-72-0	1-17-0
Interceptions: Number-Yds-TD	0-0-0	2-26-1
Fumble Returns: Number-Yds-TD	1-13-0	0-0-0
Possession Time	28:18	31:42
Third-Down Conversions	2 of 15	6 of 14
Fourth-Down Conversions	2 of 2	0 of 2
Red-Zone Scores-Chances	0-1	3-4
Sacks By: Number-Yards	1-10	2-11
PAT Kicks	0-0	5-5
Field Goals	0-0	2-2
Points off turnovers	0	14



GAME 6

Vanderbilt
Mississippi State17
24Nov. 8, 2020
Davis Wade Stadium
Starkville, Miss.
12,888

Mississippi State

RUSHING	Att.	Gain	Lost	Net	TD	Long	Avg.
Jo'quavious Marks	6	11	1	10	1	4	1.7
Dillon Johnson	1	4	0	4	1	4	4.0
TEAM	1	0	5	(-5)	0	0	(-5.0)
Will Rogers	3	0	31	(-31)	0	0	(-10.3)

PASSING	Com	Att	Int	Yds	TD	Long	Sacks
Will Rogers	35	46	0	226	1	17	3

RECEIVING	No.	Yds.	TD	Long
Malik Heath	9	79	0	17
Jo'quavious Marks	7	22	0	6
Austin Williams	6	33	0	9
Jaden Walley	5	43	0	14
Osirus Mitchell	4	32	1	16
Lee Witherspoon	2	11	0	6
Dillon Johnson	1	7	0	7
Geor'quarius Spivey	1	(-1)	0	0

PUNTING	No.	Yds.	Avg.	Long	I20	TB
Reed Bowman	7	319	45.6	63	4	0

FIELD GOALS	Att.	Made	Long	KICKS
Brandon Ruiz	1	1	25	made 25

ALL RETURNS	Punts			Kickoffs			Intercepted		
	No.	Yds.	Lg.	No.	Yds.	Lg.	No.	Yds.	Lg.
Collin Duncan	0	0	0	0	0	0	1	28	28
Erroll Thompson	0	0	0	0	0	0	1	0	0
Marquiss Spencer	0	0	0	0	0	0	1	27	27
Lideatrick Griffin	0	0	0	1	32	32	0	0	0

Vanderbilt

RUSHING	Att.	Gain	Lost	Net	TD	Long	Avg.
Keyon Henry-Brooks	20	117	2	115	1	27	5.8
Rocko Griffin	13	26	7	19	0	7	1.5
Jamauri Wakefield	1	7	0	7	0	7	7.0
Ken Seals	2	3	2	1	0	3	0.5

PASSING	Com	Att	Int	Yds	TD	Long	Sacks
Ken Seals	31	46	3	336	1	30	1

RECEIVING	No.	Yds.	TD	Long
Keyon Henry-Brooks	11	97	0	30
Cam Johnson	10	114	0	29
Chris Pierce	6	76	1	21
Amir Abdur-Rahman	3	49	0	28
Jaden Harrison	1	0	0	0

PUNTING	No.	Yds.	Avg.	Long	I20	TB
Harrison Smith	1	29	29.0	29	1	0

FIELD GOALS	Att.	Made	Long	KICKS
Pierson Cooke	2	1	41	missed 50, made 41

ALL RETURNS	Punts			Kickoffs			Intercepted		
	No.	Yds.	Lg.	No.	Yds.	Lg.	No.	Yds.	Lg.
Cam Johnson	2	23	21	0	0	0	0	0	0

Bulldogs Oust Vandy 24-17 For Homecoming Victory

True freshman **Will Rogers** propelled Mississippi State back into the win column as the Bulldogs defeated Vanderbilt, 24-17, at Davis Wade Stadium. In his first career start, Rogers fueled MSU's offensive attack as he registered 226 yards through the air and one touchdown while completing 35-of-46 attempts. The 35 completions are the most by an MSU freshman in program history, besting the 29 completions by Wesley Carroll at Arkansas in 2007. It only took 3:13 for State to grasp the lead, one that they would maintain for the remainder of the game. **Collin Duncan** intercepted Ken Seals' pass on Vanderbilt's first drive and returned it 28 yards to the VU 27-yard line. The Bulldogs took advantage of the turnover as Rogers found **Osirus Mitchell** from six yards out five plays later. The Maroon and White struck again on their next possession as Rogers ripped off seven consecutive completions for 51 yards to land at Vanderbilt's 17-yard line. Four snaps later, **Dillon Johnson** plunged four yards into the end zone to give State to a two-score lead over the Commodores with 2:33 remaining in the first quarter. MSU headed into the break with a 17-0 lead after a successful field goal attempt by **Brandon Ruiz**. Vanderbilt ended their scoring drought in the third quarter courtesy of a Chris Pierce 2-yard touchdown reception. The eight-play, 71-yard march was ignited by a Amir Abdur-Rahman 28-yard pass from Seals and highlighted by four receptions of 10-plus yards. Keyon Henry-Brooks tacked on a 27-yard rushing touchdown with 12:27 on the clock to cut the Bulldogs' lead to 17-14. Vanderbilt marched to Mississippi State's 28-yard line, but **Marquiss Spencer** intercepted Seals' pass and returned it 27 yards to end the Commodore threat. **Jo'quavious Marks** put the finishing touches on State's victory with a 1-yard scamper with 2:43 remaining in the contest. VU's Pierson Cooke connected on a career-long 41-yard field goal to bring the score to its final 24-17 margin.

Vanderbilt	0	0	7	10	17
Mississippi State	14	3	0	7	24

1st	11:47	MS	Osirus Mitchell 6 yd pass from Will Rogers (Brandon Ruiz kick)
	02:33	MS	Dillon Johnson 4 yd run (Brandon Ruiz kick)
2nd	09:24	MS	Brandon Ruiz 25 yd field goal
3rd	04:27	VU	Chris Pierce 2 yd pass from Ken Seals (Wes Farley kick)
4th	12:27	VU	Keyon Henry-Brooks 27 yd run (Wes Farley kick)
	02:43	MS	Jo'quavious Marks 1 yd run (Brandon Ruiz kick)
	00:38	VU	Pierson Cooke 41 yd field goal

Team Stats

	VU	MS
FIRST DOWNS	30	14
Rushing	9	3
Passing	16	9
Penalty	5	2
NET YARDS RUSHING	142	-22
Rushing Attempts	36	11
Average Per Rush	3.9	-2.0
Rushing Touchdowns	1	2
Yards Gained Rushing	153	15
Yards Lost Rushing	11	37
NET YARDS PASSING	336	226
Completions-Attempts-Int	31-46-3	35-46-0
Average Per Attempt	7.3	4.9
Average Per Completion	10.8	6.5
Passing Touchdowns	1	1
TOTAL OFFENSE YARDS	478	204
Total offense plays	82	57
Average Gain Per Play	5.8	3.6
Fumbles: Number-Lost	3-2	0-0
Penalties: Number-Yards	6-52	8-92
PUNTS-YARDS	1-29	7-319
KICKOFFS-YARDS	3-170	5-330
Punt returns: Number-Yards-TD	2-23-0	0-0-0
Kickoff returns: Number-Yds-TD	0-0-0	1-32-0
Interceptions: Number-Yds-TD	0-0-0	3-55-0
Fumble Returns: Number-Yds-TD	0-0-0	0-0-0
Possession Time	32:10	27:50
Third-Down Conversions	8 of 15	4 of 13
Fourth-Down Conversions	2 of 3	0 of 0
Red-Zone Scores-Chances	1-2	4-4
Sacks By: Number-Yards	3-31	1-1
PAT Kicks	2-2	3-3
Field Goals	1-2	1-1
Points off turnovers	0	14

GAME 7

Mississippi State #13 Georgia

24
31

Nov. 21, 2020
Sanford Stadium
Athens, Ga.
20,524

Mississippi State

RUSHING	Att.	Gain	Lost	Net	TD	Long	Avg.
Dillon Johnson	8	23	4	19	2	7	2.4
Jo'quavious Marks	4	16	0	16	0	9	4.0
Will Rogers	2	0	13	(-13)	0	0	(-6.5)

PASSING	Com	Att	Int	Yds	TD	Long	Sacks
Will Rogers	41	52	0	336	1	51	2

RECEIVING	No.	Yds.	TD	Long
Jaden Walley	7	115	1	51
Osirus Mitchell	7	53	0	15
Dillon Johnson	7	42	0	10
Jo'quavious Marks	6	23	0	8
Austin Williams	3	32	0	19
Cameron Gardner	3	18	0	7
Lideatrick Griffin	3	15	0	8
JaVonta Payton	2	21	0	17
Lee Witherspoon	2	11	0	6
Geor'quavious Spivey	1	6	0	6

PUNTING	No.	Yds.	Avg.	Long	I20	TB
Reed Bowman	4	169	42.2	50	1	0

FIELD GOALS	Att.	Made	Long	KICKS
Brandon Ruiz	1	1	22	made 22

ALL RETURNS	Punts			Kickoffs			Intercepted		
	No.	Yds.	Lg.	No.	Yds.	Lg.	No.	Yds.	Lg.
None									

Georgia

RUSHING	Att.	Gain	Lost	Net	TD	Long	Avg.
Zamir White	11	25	4	21	0	10	1.9
James Cook	4	11	4	7	0	6	1.8
Kenny McIntosh	3	8	3	5	0	8	1.7
TEAM	2	0	4	(-4)	0	0	(-2.0)
JT Daniels	3	0	21	(-21)	0	0	(-7.0)

PASSING	Com	Att	Int	Yds	TD	Long	Sacks
JT Daniels	28	38	0	401	4	49	3

RECEIVING	No.	Yds.	TD	Long
Jermaine Burton	8	197	2	49
George Pickens	8	87	1	28
Kearis Jackson	4	55	1	40
Demetris Robertson	3	45	0	31
James Cook	2	-2	0	0
John FitzPatrick	1	8	0	8
Zamir White	1	6	0	6
Tre' McKitty	1	5	0	5

PUNTING	No.	Yds.	Avg.	Long	I20	TB
Jake Camarda	4	174	43.5	56	2	0

FIELD GOALS	Att.	Made	Long	KICKS
Jack Podlesny	1	1	41	made 41

ALL RETURNS	Punts			Kickoffs			Intercepted		
	No.	Yds.	Lg.	No.	Yds.	Lg.	No.	Yds.	Lg.
Kearis Jackson	0	0	0	1	30	30	0	0	0

No. 13 Georgia Holds Off Feisty MSU In Athens

A spirited effort from Mississippi State fell just short at No. 13 Georgia, as the homestanding Bulldogs held on for a 31-24 victory. The teams went back and forth for the entire first half and were tied 17-17 at halftime, despite MSU's stout defensive effort to hold Georgia to just seven rushing yards. In the first quarter, **Will Rogers** completed seven consecutive pass attempts to start the game, as State put together a 15-play drive that ended in 22-yard field goal from **Brandon Ruiz** to open the scoring. The drive was MSU's longest of the season by time taking up 8:06 of clock, and it tied the Bulldogs longest drive by plays. **Dillon Johnson** scored Mississippi State's first touchdown from four yards out in the second quarter. Not long after, Georgia would tie it up again with a field goal. Before the break, Rogers connected with **Jaden Walley** on a 51-yard touchdown strike to regain the lead. After UGA scored a touchdown on the first drive of the second half, State answered when Johnson scored for the second time on the night, this time on a three-yard dash. Georgia went up 31-24 on a third-and-long, 40-yard pass in the fourth quarter before halting State's final drive on downs to secure the win. Rogers ended his passing night 41-of-52 for 336 yards and a touchdown while breaking his own freshman record of 35 completions set against Vanderbilt. Walley had a huge night on the other end of that air attack, hauling in seven catches for 115 yards and a score. **Osirus Mitchell** and Johnson also both totaled seven receptions. Johnson led the rushing game with eight carries and two touchdowns. Defensively, State was led by **Martin Emerson** who posted a career-high 11 total tackles, all solo stops. Emerson also added a career-high four pass breakups. **Erroll Thompson** and **Jaden Crumedy** each recorded a sack.

Mississippi State	3	14	7	0	24
Georgia	0	17	7	7	31

1st	06:54	MS	Brandon Ruiz 22 yd field goal
2nd	12:28	UGA	George Pickens 4 yd pass from JT Daniels (Jack Podlesny kick)
	05:24	MS	Dillon Johnson 4 yd run (Brandon Ruiz kick)
	03:10	UGA	Jack Podlesny 41 yd field goal
	01:28	MS	Jaden Walley 51 yd pass from Will Rogers (Brandon Ruiz kick)
	00:30	UGA	Jermaine Burton 18 yd pass from JT Daniels (Jack Podlesny kick)
3rd	11:03	UGA	Jermaine Burton 48 yd pass from JT Daniels (Jack Podlesny kick)
	05:17	MS	Dillon Johnson 3 yd run (Brandon Ruiz kick)
4th	09:50	UGA	Kearis Jackson 40 yd pass from JT Daniels (Jack Podlesny kick)

Team Stats

	UGA	MS
FIRST DOWNS	18	20
Rushing	2	2
Passing	15	17
Penalty	1	1
NET YARDS RUSHING	8	22
Rushing Attempts	23	14
Average Per Rush	0.3	1.6
Rushing Touchdowns	0	2
Yards Gained Rushing	44	39
Yards Lost Rushing	36	17
NET YARDS PASSING	401	336
Completions-Attempts-Int	28-38-0	41-52-0
Average Per Attempt	10.6	6.5
Average Per Completion	14.3	8.2
Passing Touchdowns	4	1
TOTAL OFFENSE YARDS	409	358
Total offense plays	61	66
Average Gain Per Play	6.7	5.4
Fumbles: Number-Lost	0-0	0-0
Penalties: Number-Yards	5-60	3-25
PUNTS-YARDS	4-169	4-174
KICKOFFS-YARDS	6-365	5-332
Punt returns: Number-Yards-TD	0-0-0	0-0-0
Kickoff returns: Number-Yds-TD	1-30-0	0-0-0
Interceptions: Number-Yds-TD	0-0-0	0-0-0
Fumble Returns: Number-Yds-TD	0-0-0	0-0-0
Possession Time	27:53	32:07
Third-Down Conversions	8 of 13	7 of 13
Fourth-Down Conversions	0 of 0	0 of 1
Red-Zone Scores-Chances	1-2	4-4
Sacks By: Number-Yards	2-13	3-21
PAT Kicks	4-4	3-3
Field Goals	1-1	1-1
Points off turnovers	0	0



GAME 8

Mississippi State
Ole Miss24
31Nov. 28, 2020
Vaught-Hemingway Stadium
Oxford, Miss.
16,218

Mississippi State

RUSHING

	Att.	Gain	Lost	Net	TD	Long	Avg.
Will Rogers	4	31	5	26	0	15	6.5
Dillon Johnson	6	21	0	21	0	7	3.5
Jo'quavious Marks	4	10	0	10	0	5	2.5
TEAM	2	0	18	(-18)	0	0	(-9.0)

PASSING

	Com	Att	Int	Yds	TD	Long	Sacks
Will Rogers	45	61	0	440	3	44	1

RECEIVING

	No.	Yds.	TD	Long
Jaden Walley	9	176	0	44
Dillon Johnson	8	22	0	9
Austin Williams	6	31	1	12
Jo'quavious Marks	6	27	0	13
Geor'quarious Spivey	5	97	0	41
Osirus Mitchell	5	42	0	18
Malik Heath	4	35	2	11
Cameron Gardner	1	5	0	5
Kameron Jones	1	5	0	5

PUNTING

	No.	Yds.	Avg.	Long	I20	TB
Tucker Day	1	35	35.0	35	0	0
Reed Bowman	5	217	43.4	51	0	0

FIELD GOALS

	Att.	Made	Long	KICKS
Brandon Ruiz	1	1	25	made 25

ALL RETURNS

	Punts			Kickoffs			Intercepted		
	No.	Yds.	Lg.	No.	Yds.	Lg.	No.	Yds.	Lg.
None									

Ole Miss

RUSHING

	Att.	Gain	Lost	Net	TD	Long	Avg.
Jerrion Ealy	18	93	0	93	1	16	5.2
Henry Parrish	8	40	4	36	0	11	4.5
Snoop Conner	6	28	6	22	1	16	3.7
Matt Corral	11	27	17	10	0	9	0.9
Elijah Moore	2	2	0	2	0	1	1.0

PASSING

	Com	Att	Int	Yds	TD	Long	Sacks
Matt Corral	24	36	0	385	2	81	2
Elijah Moore	1	1	0	2	0	2	0

RECEIVING

	No.	Yds.	TD	Long
Elijah Moore	12	139	0	53
Jonathan Mingo	3	33	0	31
Jerrion Ealy	3	23	0	14
Braylon Sanders	2	87	1	81
Dontario Drummond	2	84	1	48
Kenny Yeboah	2	15	0	8
Snoop Conner	1	6	0	6

PUNTING

	No.	Yds.	Avg.	Long	I20	TB
Jake Camarda	3	138	46.0	53	1	2

FIELD GOALS

	Att.	Made	Long	KICKS
Luke Logan	1	1	26	made 26

ALL RETURNS

	Punts			Kickoffs			Intercepted		
	No.	Yds.	Lg.	No.	Yds.	Lg.	No.	Yds.	Lg.
Elijah Moore	1	10	10	0	0	0	0	0	0
Dannis Jackson	0	0	0	1	22	22	0	0	0

State Edged In Egg Bowl, 31-24

The 2020 Egg Bowl came down to the final moments in Oxford as Mississippi State's late comeback attempt fell short in a 31-24 loss to in-state rival, Ole Miss. **Will Rogers** shined in his first Egg Bowl appearance and set a new freshman passing yardage record in the rivalry. The true freshman completed an MSU single-game-record 45 passes for 440 yards and three touchdowns. His 440 yards marks the most by a Bulldog freshman in school history. The Rebels controlled the first quarter as they held the Bulldogs scoreless and jumped out to a two-score lead. Ole Miss struck first when Matt Corral found Dontario Drummond from 48 yards out at the 6:03 mark. On the next drive, Mississippi State raced to the Ole Miss four-yard line before **Austin Williams** fumbled at the goal line on a potential game-tying touchdown. The Rebels' Deane Leonard returned the ball 84 yards to set up a Snoop Conner one-yard plunge into the endzone to put Ole Miss ahead 14-0. MSU didn't waste time in the second quarter, finding the endzone just 1:23 in to cut the Rebels' lead to seven. Rogers led the Bulldogs down the field as he completed all four of his passes in the drive, including a six-yard touchdown toss to **Malik Heath**. The possession was ignited by a 44-yard catch by **Jaden Walley** at the Ole Miss 31-yard line. The Rebels relied on a 81-yard pass to Braylon Sanders to extend their lead back to 14, but State fired back with a 13-play, 93-yard march that culminated in another Heath reception in the end zone to give the Bulldogs momentum heading into the locker room. After a scoreless third quarter, both squads recorded a field goal and touchdown to allow the Rebels to maintain their double-digit lead. Trailing 31-24 with 2:08 on the clock, State was unable to convert an onside kick attempt. Ole Miss received the ball at their 49-yard line but MSU's defense was able to force the Rebels to punt. The Bulldogs marched to the Ole Miss 36-yard line with five seconds remaining, but Rogers final pass into the end zone fell to the turf as time expired.

Mississippi State	0	14	0	10	24
Ole Miss	14	7	0	10	31

1st	06:03	OM	Dontario Drummond 48 yd pass from Matt Corral (Luke Logan kick)
	00:16	OM	Snoop Conner 1 yd run (Luke Logan kick)
2nd	13:37	MS	Malik Heath 6 yd pass from Will Rogers (Brandon Ruiz kick)
	09:44	OM	Braylon Sanders 81 yd pass from Matt Corral (Luke Logan kick)
	00:06	MS	Malik Heath 11 yd pass from Will Rogers (Brandon Ruiz kick)
4th	13:40	OM	Luke Logan 26 yd field goal
	07:51	MS	Austin Williams 7 yd pass from Will Rogers (Brandon Ruiz kick)
	04:48	OM	Jerrion Ealy 8 yd run (Luke Logan kick)
	02:08	MS	Brandon Ruiz 25 yd field goal

Team Stats

	MS	OM
FIRST DOWNS	23	24
Rushing	3	9
Passing	18	14
Penalty	2	1
NET YARDS RUSHING	39	163
Rushing Attempts	16	45
Average Per Rush	2.4	3.6
Rushing Touchdowns	0	2
Yards Gained Rushing	62	190
Yards Lost Rushing	23	27
NET YARDS PASSING	440	387
Completions-Attempts-Int	45-62-0	25-37-0
Average Per Attempt	7.1	10.5
Average Per Completion	9.8	15.5
Passing Touchdowns	3	2
TOTAL OFFENSE YARDS	479	550
Total offense plays	78	82
Average Gain Per Play	6.1	6.7
Fumbles: Number-Lost	1-1	1-0
Penalties: Number-Yards	5-47	10-81
PUNTS-YARDS	6-252	3-138
KICKOFFS-YARDS	5-275	6-340
Punt returns: Number-Yards-TD	0-0-0	1-10-0
Kickoff returns: Number-Yds-TD	1-30-0	1-22-0
Interceptions: Number-Yds-TD	0-0-0	0-0-0
Fumble Returns: Number-Yds-TD	0-0-0	1-84-0
Possession Time	32:27	27:33
Third-Down Conversions	3 of 14	8 of 18
Fourth-Down Conversions	3 of 3	3 of 6
Red-Zone Scores-Chances	4-5	3-5
Sacks By: Number-Yards	2-10	1-5
PAT Kicks	3-3	4-4
Field Goals	1-1	1-1
Points off turnovers	0	7

GAME 9

Auburn Mississippi State

24
10

Dec. 12, 2020
Davis Wade Stadium
Starkville, Miss.
12,986

Mississippi State

RUSHING	Att.	Gain	Lost	Net	TD	Long	Avg.
Dillon Johnson	5	30	0	30	0	10	6.0
Jo'quavious Marks	2	13	0	13	0	12	6.5
Will Rogers	9	21	45	(-24)	0	13	(-2.7)

PASSING	Com	Att	Int	Yds	TD	Long	Sacks
Will Rogers	30	51	2	221	1	27	6

RECEIVING	No.	Yds.	TD	Long
Jaden Walley	8	100	0	27
Austin Williams	4	33	1	16
Osirus Mitchell	3	27	0	15
Dillon Johnson	3	17	0	9
Lideatrick Griffin	3	16	0	8
Geor'quarius Spivey	3	9	0	5
Jo'quavious Marks	3	3	0	7
Malik Heath	2	14	0	10
Lee Witherspoon	1	2	0	2

PUNTING	No.	Yds.	Avg.	Long	I20	TB
Tucker Day	4	169	42.2	47	1	0
Reed Bowman	1	38	38.0	38	1	0

FIELD GOALS	Att.	Made	Long	KICKS
Brandon Ruiz	2	1	41	made 41, missed 40

ALL RETURNS	Punts			Kickoffs			Intercepted		
	No.	Yds.	Lg.	No.	Yds.	Lg.	No.	Yds.	Lg.
Lideatrick Griffin	0	0	0	2	91	65	0	0	0

Auburn

RUSHING	Att.	Gain	Lost	Net	TD	Long	Avg.
Tank Bigsby	26	194	2	192	0	34	7.4
Bo Nix	7	24	0	24	1	8	3.4
Shaun Shivers	2	4	0	4	0	3	2.0
TEAM	1	0	2	(-2)	0	0	(-2.0)

PASSING	Com	Att	Int	Yds	TD	Long	Sacks
Bo Nix	15	32	0	125	1	32	0

RECEIVING	No.	Yds.	TD	Long
Anthony Schwartz	5	32	0	12
Eli Stove	5	23	0	8
Seth Williams	3	57	1	32
Luke Deal	1	7	0	7
Brandon Frazier	1	6	0	6

PUNTING	No.	Yds.	Avg.	Long	I20	TB
Oscar Chapman	6	227	37.8	47	2	1

FIELD GOALS	Att.	Made	Long	KICKS
Anders Carlson	3	3	45	made 27, made 37, made 45

ALL RETURNS	Punts			Kickoffs			Intercepted		
	No.	Yds.	Lg.	No.	Yds.	Lg.	No.	Yds.	Lg.
Eli Stove	1	5	5	1	47	47	0	0	0
Smoke Monday	0	0	0	0	0	0	1	31	31
Roger McCreary	0	0	0	0	0	0	1	28	28

Auburn Posts 24-10 Victory Over Bulldogs

In a game that was largely defensive for most of the night, visiting Auburn pulled away for a 24-10 victory over Mississippi State at Davis Wade Stadium. A pair of fourth-quarter touchdowns by Auburn proved to be the difference after the teams exchanged nothing but field goals through the first three quarters of play. Auburn marched to Mississippi State's 10-yard line midway through the first quarter, before **Collin Duncan** broke up a pass to the end zone and forced the Tigers to settle for a field goal. The Bulldogs knotted the score at 3-3 with 5:27 remaining in the first half as **Brandon Ruiz** successfully nailed a 41-yard field goal. In Auburn's final drive of the first half, Tank Bigsby rushed for 47 yards on four carries to lead the Tigers to MSU's 20-yard line. Anders Carlson kicked the ball through the uprights as time expired to allow AU to carry a 6-3 lead into the locker room at halftime. In the third quarter, Smoke Monday intercepted **Will Rogers'** pass and returned it 31 yards to the Mississippi State 38-yard line to set up a Carlson field goal and extend the Tigers' advantage to 9-3. The 45-yard field goal would be the only score in the quarter. The first touchdown of the game came when the Tigers put together a 10-play, 95-yard drive to start the fourth quarter that culminated in a Seth Williams 32-yard touchdown reception in the end zone. State didn't take long to fire back with a touchdown of its own. **Lideatrick Griffin** gave the Bulldogs great field position after he returned the ensuing kickoff 65 yards to the Auburn 29-yard line. After rushing to the Tigers' 16-yard line, Rogers tossed a pair of eight-yard passes to **Jaden Walley** and **Austin Williams** to slice AU's lead to 16-10. Auburn answered with 6:03 to play when Bo Nix plunged three yards into the end zone before successfully finding Ze'Vian Capers for the two-point conversion to bring the score to its final 24-10 margin. Walley hauled in eight of those passes for 100 yards, making him the first freshman in MSU history with three 100-yard receiving games. Defensively, **Erroll Thompson** paced the Bulldogs with 11 tackles as he became the first Bulldog since 2002 to reach 300 career stops.

Auburn	3	3	3	15	24
Mississippi State	0	3	0	7	10

1st	06:47	AU	Anders Carlson 27 yd field goal
2nd	05:27	MS	Brandon Ruiz 41 yd field goal
	00:00	AU	Anders Carlson 37 yd field goal
3rd	04:28	AU	Anders Carlson 45 yd field goal
4th	10:03	AU	Seth Williams 32 yd pass from Bo Nix (Anders Carlson kick)
	08:24	MS	Austin Williams 8 yd pass from Will Rogers (Brandon Ruiz kick)
	06:03	AU	Bo Nix 3 yd run (Ze'Vian Capers pass from Bo Nix)

Team Stats

	AU	MS
FIRST DOWNS	19	17
Rushing	13	4
Passing	3	10
Penalty	3	3
NET YARDS RUSHING	218	19
Rushing Attempts	36	16
Average Per Rush	6.1	1.2
Rushing Touchdowns	1	0
Yards Gained Rushing	222	64
Yards Lost Rushing	4	45
NET YARDS PASSING	125	221
Completions-Attempts-Int	15-32-0	30-51-2
Average Per Attempt	3.9	4.3
Average Per Completion	8.3	7.4
Passing Touchdowns	1	1
TOTAL OFFENSE YARDS	343	240
Total offense plays	68	67
Average Gain Per Play	5.0	3.6
Fumbles: Number-Lost	0-0	0-0
Penalties: Number-Yards	8-80	7-90
PUNTS-YARDS	6-227	5-207
KICKOFFS-YARDS	5-315	3-193
Punt returns: Number-Yards-TD	1-5-0	1-10-0
Kickoff returns: Number-Yds-TD	1-47-0	2-91-0
Interceptions: Number-Yds-TD	2-59-0	0-0-0
Fumble Returns: Number-Yds-TD	0-0-0	1-84-0
Possession Time	30:56	29:04
Third-Down Conversions	5 of 16	4 of 16
Fourth-Down Conversions	1 of 2	0 of 2
Red-Zone Scores-Chances	3-4	1-1
Sacks By: Number-Yards	6-45	0-0
PAT Kicks	1-1	1-1
Field Goals	3-3	1-2
Points off turnovers	3	0



GAME 10

Missouri
Mississippi State32
51Dec. 19, 2020
Davis Wade Stadium
Starkville, Miss.
11,748

Mississippi State

RUSHING	Att.	Gain	Lost	Net	TD	Long	Avg.
Joquavious Marks	12	71	1	70	1	16	5.8
Dillon Johnson	8	47	0	47	0	9	5.9
Lee Witherspoon	3	26	0	26	0	20	8.7
Will Rogers	4	18	5	13	0	18	3.2
TEAM	1	0	5	(-5)	0	0	(-5.0)

PASSING	Com	Att	Int	Yds	TD	Long	Sacks
Will Rogers	21	36	1	295	3	39	2
K.J. Costello	0	2	1	0	0	0	0

RECEIVING	No.	Yds.	TD	Long
Jaden Walley	5	129	1	39
Osirus Mitchell	5	44	1	14
Austin Williams	3	41	0	19
Joquavious Marks	3	24	0	12
Lideatrick Griffin	2	13	0	7
Malik Heath	1	24	0	24
Brad Cumbest	1	10	1	10
Georquarius Spivey	1	10	0	10

PUNTING	No.	Yds.	Avg.	Long	I20	TB
Tucker Day	1	46	46.0	46	1	0
Reed Bowman	1	38	38.0	38	1	0

FIELD GOALS	Att.	Made	Long	KICKS
Brandon Ruiz	3	3	43	made 40, made 43, made 35

ALL RETURNS	Punts			Kickoffs			Intercepted		
	No.	Yds.	Lg.	No.	Yds.	Lg.	No.	Yds.	Lg.
Austin Williams	2	2	0	0	0	0	0	0	0
Emmanuel Forbes	0	0	0	0	0	0	2	33	29
Collin Duncan	0	0	0	0	0	0	1	0	0

Missouri

RUSHING	Att.	Gain	Lost	Net	TD	Long	Avg.
Larry Rountree	25	133	12	121	2	18	4.8
Elijah Young	1	6	0	6	0	6	6.0
Tyler Badie	1	3	0	3	0	3	3.0
Connor Bazelak	2	0	13	(-13)	0	0	(-6.5)
TEAM	1	0	16	(-16)	0	0	(-16.0)

PASSING	Com	Att	Int	Yds	TD	Long	Sacks
Connor Bazelak	22	38	3	225	2	29	1
Tauskie Dove	1	1	0	16	0	16	0

RECEIVING	No.	Yds.	TD	Long
Keke Chism	6	64	1	21
Tauskie Dove	4	42	0	29
Barrett Banister	3	33	0	12
Damon Hazelton	3	33	0	12
Tyler Badie	3	19	0	9
Niko Hea	2	31	1	24
Daniel Parker	2	19	0	16

PUNTING	No.	Yds.	Avg.	Long	I20	TB
Grant McKinnis	3	134	44.7	57	1	0

FIELD GOALS	Att.	Made	Long	KICKS
Harrison Mevis	1	1	43	made 33

ALL RETURNS	Punts			Kickoffs			Intercepted		
	No.	Yds.	Lg.	No.	Yds.	Lg.	No.	Yds.	Lg.
Shawn Robinson	0	0	0	0	0	0	1	0	0
Cade Musser	1	-11	0	0	0	0	0	0	0
Joshuah Bledsoe	0	0	0	0	0	0	1	0	0

State Rolls Past Missouri To End Regular Season

MSU ended the 2020 regular season on a very high note, as an inspired Bulldog squad rolled past visiting Missouri for a 51-32 victory. Missouri opened the scoring on its first possession of the game. Larry Rountree rushed for 31 yards on the drive, including an 18-yard haul into the end zone to strike first. After failing to convert on third down on the following drive, MSU took advantage of a muffed punt that rolled into the end zone. Long snapper **Paul Blackwell** fell on the ball to knot the score at 7-7. The Bulldogs went on to score on each of their next six possessions. On State's second drive quarterback **Will Rogers** led the march to Missouri's seven-yard line before finding **Jaden Walley** in the end zone for a 7-yard touchdown pass. Both teams traded field goals to open the second quarter, before Rogers tossed another 7-yard pass – this time to **Osirus Mitchell** – to cap a 75-yard touchdown drive. The march featured five consecutive passes to four different Bulldog receivers, including a 37-yard toss to Walley. **Brandon Ruiz** kicked a 43-yard field goal on the final play of the half to give MSU a 27-10 lead at the break. **Joquavious Marks** and Missouri's Keke Chism each scored a touchdown for their respective teams in the third quarter to bring the score to 34-18. A **Collin Duncan** interception at the end of the third quarter set up **Brad Cumbest**'s first career touchdown in the fourth. Leading 44-25 with 5:28 to play, **Emmanuel Forbes** picked off Connor Bazelak's pass for his second interception of the day and returned it 29 yards to the end zone to extend the Bulldogs' lead to 51-25. Missouri scored twice in the fourth quarter on a 6-yard run by Rountree and a 24-yard touchdown pass to Niko Hea to result in the final score. Walley hauled in five passes for a game-high 129 yards and a touchdown, giving him four straight 100-yard games to close the regular season. On defense, **Nathaniel Watson** led MSU with a career-high 13 tackles. He also had a tackle for loss.

Missouri	7	3	8	14	32
Mississippi State	14	13	7	17	51

1st	10:07	MIZ	Larry Rountree 18 yd run (Harrison Mevis kick)
	08:52	MS	Paul Blackwell 0 yd fumble recovery (Brandon Ruiz kick)
	03:33	MS	Jaden Walley 7 yd pass from Will Rogers (Brandon Ruiz kick)
2nd	12:14	MS	Brandon Ruiz 40 yd field goal
	06:47	MIZ	Harrison Mevis 33 yd field goal
	02:49	MS	Osirus Mitchell 7 yd pass from Will Rogers (Brandon Ruiz kick)
	00:00	MS	Brandon Ruiz 43 yd field goal
3rd	10:07	MS	Joquavious Marks 1 yd run (Brandon Ruiz kick)
	06:18	MIZ	Keke Chism 2 yd pass from Connor Bazelak (Keke Chism pass from Connor Bazelak)
4th	13:26	MS	Brad Cumbest 10 yd pass from Will Rogers (Brandon Ruiz kick)
	11:13	MS	Brandon Ruiz 35 yd field goal
	08:39	MIZ	Larry Rountree 6 yd run (Harrison Mevis kick)
	05:28	MS	Emmanuel Forbes 29 yd interception return (Jace Christmann kick)
	02:34	MIZ	Niko Hea 24 yd pass from Connor Bazelak (Harrison Mevis kick)

Team Stats

	MIZ	MS
FIRST DOWNS	23	24
Rushing	4	5
Passing	14	15
Penalty	5	4
NET YARDS RUSHING	101	151
Rushing Attempts	30	28
Average Per Rush	3.4	5.4
Rushing Touchdowns	2	1
Yards Gained Rushing	142	162
Yards Lost Rushing	41	11
NET YARDS PASSING	241	295
Completions-Attempts-Int	23-39-3	21-38-2
Average Per Attempt	6.2	7.8
Average Per Completion	10.5	14.0
Passing Touchdowns	2	3
TOTAL OFFENSE YARDS	342	446
Total offense plays	69	66
Average Gain Per Play	5.0	6.8
Fumbles: Number-Lost	3-1	2-2
Penalties: Number-Yards	8-89	7-73
PUNTS-YARDS	3-134	2-84
KICKOFFS-YARDS	4-260	9-580
Punt returns: Number-Yards-TD	1-(-11)-0	2-2-0
Kickoff returns: Number-Yds-TD	0-0-0	0-0-0
Interceptions: Number-Yds-TD	2-0-0	3-33-1
Fumble Returns: Number-Yds-TD	0-0-0	0-0-1
Possession Time	28:57	31:03
Third-Down Conversions	3 of 12	3 of 9
Fourth-Down Conversions	1 of 3	0 of 0
Red-Zone Scores-Chances	4-4	5-6
Sacks By: Number-Yards	2-6	1-8
PAT Kicks	3-3	6-6
Field Goals	1-1	3-3
Points off turnovers	15	24

GAME 11

#24 Tulsa Mississippi State

26
28

Dec. 31, 2020
Amon G. Carter Stadium
Fort Worth, Texas
9,000

Mississippi State

RUSHING	Att.	Gain	Lost	Net	TD	Long	Avg.
Jo'quavious Marks	11	72	0	72	1	28	6.5
Dillon Johnson	10	59	2	57	0	11	5.7
L. Witherspoon	2	9	0	9	0	6	4.5
TEAM	2	0	6	(-6)	0	0	(-3.0)
Will Rogers	5	13	22	(-9)	1	13	(-1.8)

PASSING	Com	Att	Int	Yds	TD	Long	Sacks
Will Rogers	19	30	0	148	1	24	4

RECEIVING	No.	Yds.	TD	Long
Jo'quavious Marks	4	30	0	10
Jaden Walley	4	27	0	13
Austin Williams	3	42	0	24
Malik Heath	3	16	0	9
Lideatrick Griffin	2	17	1	13
Dillon Johnson	2	13	0	9
Osirus Mitchell	1	3	0	3

PUNTING	No.	Yds.	Avg.	Long	I20	TB
Tucker Day	4	118	29.5	44	2	0
Reed Bowman	1	35	35.0	35	0	0

FIELD GOALS	Att.	Made	Long	KICKS
None				

ALL RETURNS	Punts	No.	Yds.	Lg.	Kickoffs	No.	Yds.	Lg.	Intercepted	No.	Yds.	Lg.
Austin Williams	1	5	5	0	0	0	0	0	0	0	0	0
Lideatrick Griffin	0	0	0	0	4	138	53	0	0	0	0	0
Emmanuel Forbes	0	0	0	0	0	0	0	1	90	90		
Tyrus Wheat	0	0	0	0	0	0	0	1	23	23		

Tulsa

RUSHING	Att.	Gain	Lost	Net	TD	Long	Avg.
Corey Taylor II	20	90	5	85	1	20	4.2
Deneric Prince	8	42	1	41	1	14	5.1
Juancarlos Santana	1	6	0	6	0	6	6.0
Keylon Stokes	1	4	0	4	0	4	4.0
Zach Smith	10	22	21	1	0	9	0.1

PASSING	Com	Att	Int	Yds	TD	Long	Sacks
Zach Smith	26	46	2	347	1	57	5

RECEIVING	No.	Yds.	TD	Long
Keylon Stokes	9	117	1	34
Malik Rodgers	5	51	0	14
Juancarlos Santana	4	112	0	57
Sam Crawford Jr.	4	41	0	17
Josh Stewart	2	17	0	11
Corey Taylor II	1	5	0	5
Josh Johnson	1	4	0	4

PUNTING	No.	Yds.	Avg.	Long	I20	TB
Lachlan Wilson	3	119	39.7	42	1	0

FIELD GOALS	Att.	Made	Long	KICKS
Zack Long	2	2	33	made 27, made 33

ALL RETURNS	Punts	No.	Yds.	Lg.	Kickoffs	No.	Yds.	Lg.	Intercepted	No.	Yds.	Lg.
Keylon Stokes	2	-1	1	1	1	24	24	0	0	0	0	0
Josh Stewart	0	0	0	0	1	6	6	0	0	0	0	0
Mitchell Kutkin	0	0	0	0	1	9	9	0	0	0	0	0
Trevor Reh	1	0	0	0	0	0	0	0	0	0	0	0

State Holds Off No. 24 Tulsa For Bowl Victory

Mississippi State brought 2020 to a close with a victory as the Bulldogs edged No. 24 Tulsa, 28-26, in the Lockheed Martin Armed Forces Bowl at Amon G. Carter Stadium. State improved to 14-10 all-time in bowl games. The game started in exciting fashion as MSU's freshman **Lideatrick Griffin** returned the opening kickoff 53 yards to the Tulsa 39-yard line. Just three plays later, **Jo'quavious Marks** darted into the end zone for a 28-yard rushing touchdown and State led 7-0 just 1:19 into the contest. But the remainder of the first half took a turn very much to the defensive side of the ball, as MSU did not score again and the Golden Hurricane managed only a pair of fields goals. The Bulldogs led 7-6 at the intermission. In the second half, both teams' offenses seemed to get back on track. After forcing a three-and-out on Tulsa's first drive of the third quarter, State marched 64 yards on nine plays for a touchdown. Quarterback **Will Rogers** capped the drive with a 13-yard scoring rush. Tulsa answered with a 7-play, 75-yard drive, Deneric Prince scampering in from 14 yards out as the Golden Hurricane cut the State lead back to one at 14-13. Tulsa would force a turnover on downs on MSU's next drive, but the Bulldogs would return the favor on the ensuing drive when **Emmanuel Forbes** picked off TU quarterback Zach Smith and returned it 90 yards for a touchdown. State led 21-13 with 3:29 remaining in the third period. After an MSU punt attempt went awry and left the Golden Hurricane with excellent field position, Tulsa drove 32 yards for a score. However, the ensuing two-point try failed, leaving the Bulldogs in the lead at 21-19 with 12:30 to go in regulation. State then answered with a solid 11-play, 65-yard jaunt to take a 28-19 advantage. Rogers found Griffin on a 13-yard touchdown strike to cap the 4:29 march. The play ended a huge day for Griffin who amassed 155 all-purpose yards, including two kick returns of 40-plus yards. The Bulldogs would then get what would be seemingly be the game clincher late in the fourth. With Tulsa driving inside the MSU 10-yard line, State's **Tyrus Wheat** intercepted Smith. Though the play didn't totally end the game, it did two big things at the time - halted a potential TU touchdown and gave State possession with the opportunity to run more time off the clock. The Golden Hurricane was able to stop State quickly on the ensuing drive and score a touchdown to cut the margin to two at 28-26 with 1:23 on the clock. Tulsa's onside kick attempt was recovered by the Bulldogs and, as TU had no timeouts remaining, MSU was able to run the clock out for the victory.

Tulsa	0	6	7	13	26
Mississippi State	7	0	14	7	28

1st	13:41	MS	Jo'quavious Marks 28 yd run (Jace Christmann kick)
2nd	11:15	TLS	Zack Long 27 yd field goal
	02:34	TLS	Zack Long 33 yd field goal
3rd	09:04	MS	Will Rogers 13 yd run (Jace Christmann kick)
	06:37	TLS	Deneric Prince 14 yd run (Zack Long kick)
	03:29	MS	Emmanuel Forbes 90 yd interception return (Jace Christmann kick)
4th	12:30	TLS	Corey Taylor II 5 yd run (Zach Smith pass failed)
	08:01	MS	Lideatrick Griffin 13 yd pass from Will Rogers (Jace Christmann kick)
	01:23	TLS	Keylon Stokes 15 yd pass from Zach Smith (Zack Long kick)

Team Stats

	TUL	MS
FIRST DOWNS	27	16
Rushing	8	7
Passing	18	9
Penalty	1	0
NET YARDS RUSHING	137	123
Rushing Attempts	40	30
Average Per Rush	3.4	4.1
Rushing Touchdowns	2	2
Yards Gained Rushing	164	153
Yards Lost Rushing	27	30
NET YARDS PASSING	347	148
Completions-Attempts-Int	26-46-2	19-30-0
Average Per Attempt	7.5	4.9
Average Per Completion	13.3	7.8
Passing Touchdowns	1	1
TOTAL OFFENSE YARDS	484	271
Total offense plays	86	60
Average Gain Per Play	5.6	4.5
Fumbles: Number-Lost	0-0	0-0
Penalties: Number-Yards	7-66	11-102
PUNTS-YARDS	3-119	5-153
KICKOFFS-YARDS	5-268	5-279
Punt returns: Number-Yards-TD	3-(-1)-0	1-5-0
Kickoff returns: Number-Yds-TD	3-39-0	4-138-0
Interceptions: Number-Yds-TD	0-0-0	2-113-1
Fumble Returns: Number-Yds-TD	0-0-0	0-0-0
Possession Time	31:19	28:41
Third-Down Conversions	10 of 18	4 of 12
Fourth-Down Conversions	1 of 2	1 of 3
Red-Zone Scores-Chances	5-6	2-2
Sacks By: Number-Yards	4-22	5-21
PAT Kicks	2-2	4-4
Field Goals	2-2	0-0
Points off turnovers	0	7

**1895 (0-2)**

0-0 H • 0-2 A • 0-0 N		W.M. Matthews	
11/16	at Union	0-21	L
12/7	at Memphis Athletic Club	0-16	L

1896 (0-4)

0-1 H • 0-3 A • 0-0 N		J.B. Hildebrand	
10/10	UNION	0-8	L
10/24	at Alabama	0-20	L
11/20	at LSU [Fri.]	0-52	L
11/21	at New Orleans Athletic Club	0-55	L

1901 (2-2-1)

1-0 H • 1-2-1 A • 0-0 N		L.B. Harvey	
10/26	at Christian Brothers	0-0	T
10/28	OLE MISS [Mon.]	17-0	W
11/2	at Meridian Athletic Club	11-5	W
11/19	at Tulane [Tue.]	6-24	L
11/26	at Alabama [Tue.]	0-45	L

1902 (1-4-1)

0-3 H • 1-1-1 A • 0-0 N		L. Gwinn	
10/17	CUMBERLAND [Fri.]	6-15	L
10/25	OLE MISS	0-21	L
11/1	at Tulane	11-11	T
11/8	at Alabama	0-27	L
11/15	at Samford	26-0	W
11/27	LSU [Thu.]	0-6	L

1903 (3-0-2)

1-0 H • 1-0-2 A • 1-0 N		Dan Martin	
10/16	vs. Alabama (at Columbus) [Fri.]	11-0	W
10/24	at Meridian Athletic Club	43-0	W
11/7	LSU	11-0	W
11/14	at Ole Miss	6-6	T
12/5	at Tulane	0-0	T

1904 (2-5)

2-1 H • 0-1 A • 0-3 N		Dan Martin	
10/1	vs. Vanderbilt (at Columbus)	0-30	L
10/15	vs. Alabama (at Columbus)	0-6	L
10/22	vs. Ole Miss (at Columbus)	5-17	L
10/29	at Tulane	0-10	L
11/11	TENNESSEE MEDICAL COLLEGE [Fri.]	59-0	W
11/18	CUMBERLAND [Fri.]	5-27	L
11/25	LOUISIANA TECH [Fri.]	32-5	W

1905 (3-4)

1-1 H • 1-2 A • 1-1 N		Dan Martin	
10/14	at Alabama	0-34	L
10/20	at Marion [Ala.] Military Institute [Fri.]	38-0	W
10/27	vs. Auburn (at Columbus) [Fri.]	0-18	L
11/11	SAMFORD	44-0	W
11/18	CUMBERLAND	5-27	L
11/30	vs. Ole Miss (at Jackson) [Thu.]	11-0	W
12/2	at LSU	0-15	L

1906 (2-2-1)

2-1 H • 0-0 A • 0-1-1 N		Dan Martin	
9/29	SAMFORD	30-0	W
10/13	MARION [Ala.] MILITARY INSTITUTE	62-0	W
10/26	vs. LSU (at Columbus) [Fri.]	0-0	T
11/3	ALABAMA	4-16	L
11/25	vs. Ole Miss (at Jackson) [Sun.]	5-29	L

1907 (6-3)

3-0 H • 1-2 A • 2-1 N		Fred Furman	
10/2	RHODES [Wed.]	7-0	W
10/10	at Sewanee [Thu.]	0-38	L
10/12	at Samford	12-5	W
10/19	UNION	80-0	W
10/24	vs. Mercer (at Columbus) [Thu.]	75-0	W
10/30	DRURY COLLEGE [Wed.]	6-0	W
11/9	at LSU	11-23	L
11/16	vs. Tennessee (at Memphis)	4-11	L
11/28	vs. Ole Miss (at Jackson) [Thu.]	15-0	W

1908 (3-4)

2-0 H • 0-3 A • 1-1 N		Fred Furman	
10/10	LOUISIANA TECH	47-0	W
10/17	at Georgia Tech	0-23	L
10/23	vs. Louisiana Lafayette (at Columbus) [Fri.]	5-6	L
10/31	TRANSYLVANIA	12-5	W
11/7	at LSU	0-50	L
11/14	at Tulane	0-23	L
11/20	vs. Ole Miss (at Jackson) [Fri.]	44-6	W

1909 (5-4)

3-0 H • 0-3 A • 2-1 N		W.D. Chadwick	
10/2	BIRMINGHAM-SOUTHERN	21-0	W
10/9	CUMBERLAND	34-6	W
10/16	at LSU	0-15	L
10/22	vs. Rhodes (at Columbus) [Fri.]	31-0	W
10/30	at Tulane	0-2	L
11/2	vs. Union (at Columbus) [Tue.]	25-0	W
11/8	at Samford [Mon.]	0-6	L
11/13	CHATTANOOGA	37-6	W
11/25	vs. Ole Miss (at Jackson) [Thu.]	5-9	L

1910 (7-2)

5-0 H • 1-1 A • 1-1 N		W.D. Chadwick	
10/1	MISSISSIPPI COLLEGE	24-0	W
10/8	at Auburn	0-6	L
10/15	MEMPHIS UNIVERSITY SCHOOL	6-0	W
10/21	vs. LSU (at Columbus) [Fri.]	3-0	W
10/31	TENNESSEE [Mon.]	48-0	W
11/5	at Tulane	10-0	W
11/12	BIRMINGHAM-SOUTHERN	46-0	W
11/18	SAMFORD [Fri.]	82-0	W
11/24	vs. Ole Miss (at Jackson) [Thu.]	0-30	L

1911 (7-2-1)

4-1 H • 1-0 A • 2-1-1 N		W.D. Chadwick	
9/29	MISSISSIPPI COLLEGE [Fri.]	27-6	W
10/7	RHODES	30-0	W
10/14	SAMFORD [Fri.]	48-0	W
10/20	vs. Alabama (at Columbus) [Fri.]	6-6	T
10/27	vs. Auburn (at Birmingham) [Fri.]	5-11	L
11/3	BIRMINGHAM-SOUTHERN [Fri.]	62-0	W
11/11	vs. LSU (at Gulfport)	6-0	W
11/20	TULANE [Mon.]	4-5	L
11/30	vs. Ole Miss (at Jackson) [Thu.]	6-0	W
1/1	at Havana [Cuba] Athletic Club [Mon.]	12-0	W

1912 (4-3)

2-0 H • 1-1 A • 1-2 N		W.D. Chadwick	
10/4	MISSISSIPPI COLLEGE [Fri.]	19-0	W
10/12	TENNESSEE MEDICAL COLLEGE	32-0	W
10/18	vs. Alabama (at Aberdeen) [Fri.]	7-0	W
10/26	vs. Auburn (at Birmingham, Ala.)	0-7	L
11/2	at LSU	7-0	W
11/9	at Tulane	24-27	L
11/28	vs. Texas A&M (at Houston) [Thu.]	7-41	L

1913 (6-1-1)

3-0-1 H • 1-0 A • 2-1 N		W.D. Chadwick	
10/4	SAMFORD	66-0	W
10/10	MISSISSIPPI COLLEGE [Fri.]	1-0	W
10/17	vs. Transylvania (at Columbus) [Fri.]	31-0	W
10/25	vs. Auburn (at Birmingham)	0-34	L
11/1	at Texas A&M	6-0	W
11/8	TULANE	32-0	W
11/15	LSU	0-0	T
11/27	vs. Alabama (at Birmingham) [Thu.]	7-0	W

1914 (6-2)

3-0 H • 1-1 A • 2-1 N		E.C. Hayes	
10/3	MARION [Ala.] MILITARY INSTITUTE	54-0	W
10/10	CUMBERLAND	77-0	W
10/17	at Kentucky	13-19	L
10/24	vs. Auburn (at Birmingham)	0-19	L
10/31	at Georgia	9-0	W
11/7	MERCER	66-0	W
11/14	vs. Tulane (at Jackson)	61-0	W
11/26	vs. Alabama (at Birmingham) [Thu.]	9-0	W

1915 (5-2-1)

1-0-1 H • 1-1 A • 3-1 N		E.C. Hayes	
10/2	vs. Mississippi College (at Jackson)	12-0	W
10/9	TRANSYLVANIA	0-0	T
10/16	KENTUCKY	12-0	W
10/23	vs. Auburn (at Birmingham)	0-26	L
10/30	at LSU	0-10	L
11/6	vs. Ole Miss (at Tupelo)	65-0	W
11/13	at Tennessee	14-0	W
11/25	vs. Texas A&M (at Dallas) [Thu.]	7-0	W

1916 (4-4-1)

1-1 H • 1-1-1 A • 2-2 N		E.C. Hayes	
10/6	vs. Mississippi College (at Aberdeen) [Fri.]	6-13	L
10/14	at Chattanooga	33-0	W
10/21	TRANSYLVANIA	13-0	W
10/27	vs. Auburn (at Birmingham) [Fri.]	3-7	L
11/3	vs. Ole Miss (at Tupelo) [Fri.]	36-0	W
11/11	LSU	3-13	L
11/18	at Kentucky	3-13	L
11/20	at Maryville College [Mon.]	7-7	T
11/30	vs. Arkansas (at Memphis) [Thu.]	20-7	W

1917 (6-1)

3-0 H • 1-0 A • 2-1 N		Sid Robinson	
10/5	MARION [Ala.] MILITARY INSTITUTE [Fri.]	18-6	W
10/13	MISSISSIPPI COLLEGE	68-0	W
10/27	vs. Auburn (at Birmingham)	6-13	L
11/3	vs. Ole Miss (at Tupelo)	41-14	W
11/10	KENTUCKY	14-0	W
11/17	at LSU	9-0	W
11/29	vs. Haskell Institute (at Memphis) [Thu.]	7-6	W

1918 (3-2)

2-2 H • 1-0 A • 0-0 N		Sid Robinson	
11/2	PAYNE FIELD [Miss.]	6-7	L
11/9	CAMP SHELBY [Miss.]	12-0	W
11/16	PARK FIELD [Tenn.]	0-6	L
11/28	OLE MISS [Thu.]	34-0	W
12/7	at Ole Miss	13-0	W

1919 (6-2)

4-0 H • 1-0 A • 1-2 N		Sid Robinson	
10/4	SPRING HILL [Ala.] COLLEGE	12-6	W
10/11	MISSISSIPPI COLLEGE	56-7	W
10/18	at Tennessee	6-0	W
10/25	SAMFORD	39-0	W
11/1	LSU	6-0	W
11/8	vs. Ole Miss (at Clarksdale)	33-0	W
11/15	vs. Auburn (at Birmingham)	0-7	L
11/27	vs. Alabama (at Birmingham) [Thu.]	6-14	L

**1920 (5-3)**

3-0 H • 1-2 A • 1-1 N		Fred Holtkamp
10/2	MISSISSIPPI COLLEGE	27-0 W
10/9	at Indiana	0-24 L
10/16	SOUTHERN MILITARY ACADEMY	33-0 W
10/23	at LSU	12-7 W
10/30	TENNESSEE	13-7 W
11/6	vs. Ole Miss (at Greenwood)	20-0 W
11/13	at Tulane	0-6 L
11/25	vs. Alabama (at Birmingham) [Thu.]	7-24 L

1921 (4-4-1)

2-1 H • 0-2 A • 2-1-1 N		Fred Holtkamp
10/1	BIRMINGHAM-SOUTHERN	20-7 W
10/8	OUACHITA	21-6 W
10/15	vs. Mississippi College (at Jackson)	14-13 W
10/22	at Tulane	0-7 L
10/29	vs. Ole Miss (at Greenwood)	21-0 W
11/5	vs. Tennessee (at Memphis)	7-14 L
11/11	at Texas [Fri.]	7-54 L
11/24	vs. Alabama (at Birmingham) [Thu.]	7-7 T
12/3	LSU	14-17 L

1922 (3-4-2)

1-1-2 H • 1-1 A • 1-2 N		C.R. "Dudy" Noble
10/7	BIRMINGHAM-SOUTHERN	14-0 W
10/14	SAMFORD	0-0 T
10/21	vs. Ole Miss (at Jackson)	19-13 W
10/28	at Tulane	0-26 L
11/4	OUACHITA	7-7 T
11/11	vs. Tennessee (at Memphis)	3-31 L
11/18	at LSU	7-0 W
11/25	DRAKE	6-48 L
11/30	vs. Alabama (at Birmingham) [Thu.]	0-59 L

1923 (5-2-2)

4-0 H • 0-1-1 A • 1-1-1 N		Earl Able
10/6	MILLSAPS COLLEGE	28-6 W
10/13	OUACHITA	6-0 W
10/20	vs. Ole Miss (at Jackson)	13-6 W
10/27	vs. Tennessee (at Memphis)	3-7 L
11/3	at Vanderbilt	0-0 T
11/10	UNION	6-0 W
11/17	at Illinois	0-27 L
11/24	vs. Florida (at Jacksonville)	13-13 T
12/1	LSU	14-7 W

1924 (5-4)

2-1 H • 1-2 A • 2-1 N		Earl Able
10/4	MILLSAPS COLLEGE	28-6 W
10/11	OUACHITA	0-12 L
10/18	vs. Ole Miss (at Jackson)	20-0 W
10/25	vs. Tennessee (at Memphis)	7-2 W
11/1	at Tulane	14-6 W
11/8	at Vanderbilt	0-18 L
11/15	MISSISSIPPI COLLEGE	7-6 W
11/22	vs. Florida (at Montgomery, Ala.)	0-27 L
11/27	at Washington [St. Louis] [Thu.]	6-12 L

1925 (3-4-1)

2-0-1 H • 0-3 A • 1-1 N		Bernie Bierman
10/3	MILLSAPS COLLEGE	34-0 W
10/10	OUACHITA	3-3 T
10/17	at Tulane	3-25 L
10/24	vs. Ole Miss (at Jackson)	6-0 W
10/31	at Alabama	0-6 L
11/7	MISSISSIPPI COLLEGE	46-0 W
11/14	at Tennessee	9-14 L
11/21	vs. Florida (at Tampa)	0-12 L

1926 (5-4)

2-2 H • 2-1 A • 1-1 N		Bernie Bierman
9/25	at Birmingham-Southern	19-7 W
10/2	MISSISSIPPI COLLEGE	41-0 W
10/9	vs. Alabama (at Meridian)	7-26 L
10/16	MILLSAPS COLLEGE	34-0 W
10/23	vs. LSU (at Jackson)	7-6 W
10/30	TENNESSEE	0-33 L
11/6	at Tulane	14-0 W
11/13	at Indiana	6-19 L
11/25	OLE MISS [Thu.]	6-7 L

1927 (5-3)

3-0 H • 1-2 A • 1-1 N		J.W. Hancock
10/1	BIRMINGHAM-SOUTHERN	27-0 W
10/8	LOUISIANA TECH	14-0 W
10/15	at Tulane	13-6 W
10/22	vs. LSU (at Jackson)	7-9 L
10/29	at Alabama	7-13 L
11/12	vs. Auburn (at Birmingham)	7-0 W
11/18	MILLSAPS COLLEGE [Fri.]	6-0 W
11/25	at Ole Miss [Fri.]	12-20 L

1928 (2-4-2)

1-2-1 H • 0-0-1 A • 1-2 N		J.W. Hancock
9/29	OUACHITA	20-6 W
10/6	vs. Tulane (at Jackson)	6-51 L
10/13	ALABAMA	0-46 L
10/21	vs. LSU (at Jackson) [Sun.]	0-31 L
11/3	at Michigan State	6-6 T
11/10	CENTENARY	6-6 T
11/17	vs. Auburn (at Birmingham)	13-0 W
11/29	OLE MISS [Thu.]	19-20 L

1929 (1-5-2)

1-1-1 H • 0-2-1 A • 0-2 N		J.W. Hancock
9/27	HENDERSON-BROWN [Fri.]	0-7 L
10/5	at Georgia Tech	13-27 L
10/12	at Tulane	0-34 L
10/19	vs. LSU (at Jackson)	6-31 L
11/2	MISSISSIPPI COLLEGE	6-0 W
11/9	vs. Michigan State (at Jackson)	19-33 L
11/16	MILLSAPS COLLEGE	0-0 T
11/28	at Ole Miss [Thu.]	7-7 T

1930 (2-7)

0-4 H • 0-2 A • 2-1 N		Chris Cagle
9/27	RHODES	0-14 L
10/4	vs. Mississippi College (at Jackson)	12-13 L
10/11	MILLSAPS COLLEGE	13-19 L
10/18	vs. LSU (at Jackson)	8-6 W
10/25	at NC State	0-14 L
11/1	at Tulane	0-53 L
11/8	HENDERSON STATE	7-25 L
11/15	vs. Auburn (at Birmingham)	7-6 W
11/27	OLE MISS [Thu.]	0-20 L

1931 (2-6)

1-2 H • 1-3 A • 0-1 N		Ray Dauber
9/26	at Millsaps College	10-7 W
10/3	MISSISSIPPI COLLEGE	2-6 L
10/10	vs. Alabama (at Meridian)	0-53 L
10/17	at LSU	0-31 L
10/31	at Tulane	7-59 L
11/7	NC STATE	0-6 L
11/14	RHODES	14-0 W
11/26	at Ole Miss [Thu.]	14-25 L

1932 (3-5)

2-1 H • 0-2 A • 1-2 N		Ray Dauber
10/1	vs. Alabama (at Montgomery)	0-53 L
10/8	vs. Mississippi College (at Jackson)	18-7 W
10/15	vs. LSU (at Monroe, La.)	0-24 L
10/22	MILLSAPS COLLEGE	9-8 W
10/27	at Indiana [Thu.]	0-19 L
11/5	at Tennessee	0-31 L
11/12	RHODES	6-0 W
11/24	OLE MISS [Thu.]	0-13 L

1933 (3-6-1, 1-5-1 SEC)

3-0 H • 0-5-1 A • 0-1 N		Ross McKechnie
9/30	MILLSAPS COLLEGE	12-0 W
10/7	* at Tennessee	0-20 L
10/14	* at Alabama	0-18 L
10/21	* at Vanderbilt	7-7 T
10/27	at Rhodes [Fri.]	0-6 L
11/4	MISSISSIPPI COLLEGE	18-0 W
11/11	* at Tulane	0-33 L
11/18	* SEWANEES	26-13 W
11/25	* vs. LSU (at Monroe)	6-21 L
12/2	* at Ole Miss	0-31 L

1934 (4-6, 0-5 SEC)

1-1 H • 3-4 A • 0-1 N		Ross McKechnie
9/21	at Samford [Fri.]	13-7 W
9/29	* at Vanderbilt	0-7 L
10/5	MILLSAPS COLLEGE [Fri.]	6-7 L
10/13	* at Alabama	0-41 L
10/20	at Rhodes	21-6 W
10/26	MISSISSIPPI COLLEGE [Fri.]	13-6 W
11/3	* at LSU	3-25 L
11/10	* at Tennessee	0-14 L
11/17	at Loyola [New Orleans]	20-6 W
12/1	* vs. Ole Miss (at Jackson)	3-7 L

1935 (8-3, 2-3 SEC)

3-0 H • 5-3 A • 0-0 N		Ralph Sasse
9/20	SAMFORD [Fri.]	19-6 W
9/28	* at Vanderbilt	9-14 L
10/4	MILLSAPS COLLEGE [Fri.]	45-0 W
10/12	* at Alabama	20-7 W
10/18	at Loyola [New Orleans] [Fri.]	6-0 W
10/26	at Xavier [Ohio]	7-0 W
11/2	at Army	13-7 W
11/9	* at LSU	13-28 L
11/15	at Southern Miss [Fri.]	27-0 W
11/23	* SEWANEES	25-0 W
11/30	* at Ole Miss	6-14 L

1936 (7-3-1, 3-2 SEC)

4-0 H • 1-2 A • 2-1-1 N		Ralph Sasse
9/26	MILLSAPS COLLEGE	20-0 W
10/3	SAMFORD	35-0 W
10/10	* at Alabama	0-7 L
10/17	vs. Loyola [New Orleans] (at Meridian)	32-0 W
10/24	vs. TCU (at Dallas)	0-0 T
10/31	* vs. Sewanee (at Jackson)	68-0 W
11/7	* at LSU (NR-#7)	0-12 L
11/21	* OLE MISS	26-6 W
11/28	MERCER	32-0 W
12/5	* at Florida	7-0 W

ORANGE BOWL (at MIAMI, Fla.)

1/1	vs. Duquesne [Fri.]	12-13 L
-----	---------------------	---------



1937 (5-4-1, 3-2 SEC)

4-1 H • 1-1-1 A • 0-2 N		Ralph Sasse
9/25	DELTA STATE	39-0 W
10/2	SAMFORD	38-0 W
10/9	vs. Texas A&M (@ Tyler, Texas)	0-14 L
10/16	* vs. Auburn (@ Birmingham)	7-33 L
10/23	* FLORIDA (HC)	14-13 W
10/30	at Centenary	0-0 T
11/6	* at LSU (NR-#18)	0-41 L
11/12	* SEWANEE (Fri.)	12-0 W
11/30	* at Ole Miss [Tue.]	9-7 W
12/4	DUQUESNE	0-9 L

1938 (4-6, 1-4 SEC)

3-1 H • 1-3 A • 0-2 N		Spike Nelson
9/25	SAMFORD [Sun.]	19-0 W
10/1	* FLORIDA (HC)	22-0 W
10/8	LOUISIANA TECH	48-0 W
10/14	* vs. Auburn (@ Montgomery) [Fri.]	6-20 L
10/21	at Duquesne [Fri.]	12-7 W
10/29	* at Tulane	0-27 L
11/5	* at LSU	7-32 L
11/12	vs. Centenary (@ Meridian)	0-19 L
11/19	at Rhodes	3-7 L
11/26	* OLE MISS	6-19 L

1939 (8-2, 3-2 SEC)

4-0 H • 3-1 A • 1-1 N		Alllyn McKeen
9/23	SAMFORD	45-0 W
9/30	vs. Arkansas (@ Memphis)	19-0 W
10/7	* at Florida	14-0 W
10/14	* vs. Auburn (@ Birmingham)	0-7 L
10/21	RHODES	37-0 W
10/28	* at Alabama	0-7 L
11/4	BIRMINGHAM-SOUTHERN (HC)	28-0 W
11/11	* at LSU	15-12 W
11/18	MILLSAPS COLLEGE	40-0 W
11/25	* at Ole Miss	18-6 W

1940 (10-0-1, 4-0-1 SEC)

Final Rank: #9 AP

4-0 H • 5-0 A • 1-0-1 N		Alllyn McKeen
9/28	* at Florida	27-7 W
10/5	LOUISIANA LAFAYETTE	20-0 W
10/12	* vs. Auburn (@ Birmingham)	7-7 T
10/19	SAMFORD (HC)	40-7 W
10/26	at NC State	26-10 W
11/2	at Rhodes (#20-NR)	13-0 W
11/9	* at LSU (#19-NR)	22-7 W
11/16	MILLSAPS (#15-NR)	46-13 W
11/23	* OLE MISS (#16-#11)	19-0 W
11/30	* at Alabama (#11-NR)	13-0 W

ORANGE BOWL (@ MIAMI, Fla.)

1/1	vs. Georgetown (#9-#13) [Wed.]	14-7 W
-----	--------------------------------	--------

1941 (8-1-1, 4-0-1 SEC)

Final Rank: #16 AP

SEC CHAMPIONS

3-0 H • 4-1-1 A • 1-0 N		Alllyn McKeen
9/27	* FLORIDA	6-0 W
10/4	* at Alabama (#19-NR)	14-0 W
10/11	* at LSU	0-0 T
10/25	UNION (HC)	56-7 W
11/1	at Rhodes (#17-NR)	20-6 W
11/8	* vs. Auburn (@ Birmingham) (#16-NR)	14-7 W
11/15	at Duquesne (#13-#10)	0-16 L
11/22	MILLSAPS COLLEGE	49-6 W
11/29	* at Ole Miss (NR-#14)	6-0 W
12/6	at San Francisco (#16-NR)	26-13 W

1942 (8-2, 5-2 SEC)

Final Rank: #18 AP

3-0 H • 3-2 A • 2-0 N		Alllyn McKeen
9/26	UNION	35-2 W
10/3	* at Alabama	6-21 L
10/10	* at LSU	6-16 L
10/17	* at Vanderbilt (NR-#12)	33-0 W
10/24	* at Florida (#16-NR)	26-12 W
10/31	* vs. Auburn (@ Birmingham)	6-0 W
11/7	* at Tulane	7-0 W
11/14	DUQUESNE (HC)	28-6 W
11/28	* OLE MISS (#16-NR)	34-13 W
12/5	vs. San Francisco (@ Memphis) (#18-NR)	19-7 W

1943 No Team (World War II)

1944 (6-2, 3-2 SEC)

3-0 H • 1-2 A • 2-0 N		Alllyn McKeen
9/30	JACKSON [Miss.] AIR FORCE BASE	41-0 W
10/7	MILLSAPS COLLEGE	56-0 W
10/14	ARKANSAS MONTICELLO	49-20 W
10/21	* at LSU	13-6 W
11/4	* vs. Kentucky (@ Memphis)	26-0 W
11/11	* vs. Auburn (@ Birmingham) (#19-NR)	26-21 W
11/18	* at Alabama (#16-NR)	0-19 L
11/25	* at Ole Miss	8-13 L

1945 (6-3, 2-3 SEC)

3-1 H • 1-2 A • 2-0 N		Alllyn McKeen
9/29	LOUISIANA LAFAYETTE	31-0 W
10/6	* vs. Auburn (@ Birmingham)	20-0 W
10/13	vs. Detroit (@ Memphis) (#20-NR)	41-6 W
10/20	MAXWELL [Ala.] FIELD (HC) (#20-NR)	16-6 W
11/3	* at Tulane (#15-#17)	13-14 L
11/10	* at LSU (NR-#14)	27-20 W
11/17	NORTHWESTERN STATE (#16-NR)	54-0 W
11/24	* OLE MISS (#15-NR)	6-7 L
12/1	* at Alabama	13-55 L

1946 (8-2, 3-2 SEC)

3-0 H • 3-2 A • 2-0 N		Alllyn McKeen
9/29	CHATTANOOGA [Sun.]	41-7 W
10/5	* at LSU	6-13 L
10/12	at Michigan State	6-0 W
10/19	vs. San Francisco (@ Memphis)	48-20 W
10/26	* at Tulane	14-7 W
11/2	MURRAY STATE (HC)	69-0 W
11/9	* vs. Auburn (@ Birmingham)	33-0 W
11/16	NORTHWESTERN STATE	27-0 W
11/23	* at Ole Miss	20-0 W
11/30	* at Alabama (#19-NR)	7-24 L

1947 (7-3, 2-2 SEC)

4-1 H • 2-2 A • 1-0 N		Alllyn McKeen
9/26	CHATTANOOGA [Fri.]	19-0 W
10/4	at Michigan State	0-7 L
10/11	at San Francisco	21-14 W
10/18	DUQUESNE	34-0 W
10/25	HARDIN-SIMMONS (HC)	27-7 W
11/1	* at Tulane	20-0 W
11/8	* vs. Auburn (@ Birmingham)	14-0 W
11/15	* at LSU (NR-#15)	6-21 L
11/22	SOUTHERN MISS	14-7 W
11/29	* OLE MISS	14-33 L

1948 (4-4-1, 3-3 SEC)

1-2 H • 2-2 A • 1-0-1 N		Alllyn McKeen
9/25	* at Tennessee	21-6 W
10/2	vs. Baylor (@ Memphis)	7-7 T
10/9	CLEMSON	7-21 L
10/16	CINCINNATI (HC)	27-0 W
10/23	* ALABAMA	7-10 L
10/30	* at Tulane (NR-#19)	0-9 L
11/6	* vs. Auburn (@ Birmingham)	20-0 W
11/13	* at LSU	7-0 W
11/27	* at Ole Miss	7-34 L

1949 (0-8-1, 0-6 SEC)

0-2 H • 0-6-1 A • 0-0 N		Slick Morton
9/24	* at Tennessee	0-10 L
10/1	BAYLOR (HC)	6-14 L
10/8	at Clemson	7-7 T
10/15	at Cincinnati	0-19 L
10/22	* at Alabama	6-35 L
10/29	* at Tulane	6-54 L
11/5	* at Auburn	6-25 L
11/12	* at LSU (NR-#16)	7-34 L
11/26	* OLE MISS	0-26 L

1950 (4-5, 3-4 SEC)

3-1 H • 1-3 A • 0-1 N		Slick Morton
9/23	ARKANSAS STATE	67-0 W
9/30	* TENNESSEE (NR-#4)	7-0 W
10/7	vs. Baylor (@ Shreveport)	7-14 L
10/14	* at Georgia	0-27 L
10/28	* at Alabama	7-14 L
11/4	* AUBURN	27-0 W
11/11	* KENTUCKY (HC) (NR-#4)	21-48 L
11/18	* at LSU	13-7 W
12/2	* at Ole Miss	20-27 L

1951 (4-5, 2-5 SEC)

2-2 H • 2-3 A • 0-0 N		Slick Morton
9/22	ARKANSAS STATE	32-0 W
9/29	* at Tennessee	0-14 L
10/6	* GEORGIA (NR-#13)	6-0 W
10/13	* at Kentucky	0-27 L
10/27	* ALABAMA (HC)	0-7 L
11/3	* at Tulane	10-7 W
11/10	at Memphis	27-20 W
11/17	* at LSU	0-3 L
12/1	* OLE MISS	7-49 L

1952 (5-4, 3-4 SEC)

3-0 H • 2-3 A • 0-1 N		Murray Warmath
9/27	* vs. Tennessee (@ Memphis) (NR-#6)	7-14 L
10/4	ARKANSAS STATE	41-14 W
10/11	NORTH TEXAS	14-0 W
10/18	* KENTUCKY (HC)	27-14 W
10/25	* at Alabama	19-42 L
11/1	* at Tulane	21-34 L
11/8	* at Auburn	49-34 W
11/15	* at LSU	33-14 W
11/29	* at Ole Miss (NR-#6)	14-20 L

1953 (5-2-3, 3-1-3 SEC)

1-0-2 H • 4-1-1 A • 0-1 N		Murray Warmath
9/19	at Memphis	34-6 W
9/26	* at Tennessee (NR-#17)	26-0 W
10/3	NORTH TEXAS (#11-NR)	21-6 W
10/10	* AUBURN (HC) (#13-NR)	21-21 T
10/17	* at Kentucky (#20-NR)	13-32 L
10/24	* at Alabama	7-7 T
10/31	vs. Texas Tech (@ Jackson)	20-27 L
11/7	* at Tulane	21-0 W
11/14	* at LSU	26-13 W
11/28	* OLE MISS	7-7 T

**1954 (6-4, 3-3 SEC)**

3-0 H • 3-3 A • 0-1 N	Darrell Royal
9/18 MEMPHIS	27-7 W
9/25 * vs. Tennessee (@ Memphis)	7-19 L
10/2 ARKANSAS STATE	46-13 W
10/9 * at Tulane	14-0 W
10/15 at Miami [Fla.] [Fri.]	13-27 L
10/23 * at Alabama	12-7 W
10/30 * at Florida	0-7 L
11/6 NORTH TEXAS (HC)	48-26 W
11/13 * at LSU	25-0 W
11/27 * at Ole Miss	0-14 L

1955 (6-4, 4-4 SEC)

3-1 H • 3-3 A • 0-0 N	Darrell Royal
9/17 * at Florida	14-20 L
9/24 * at Tennessee	13-7 W
10/1 MEMPHIS	33-0 W
10/8 * TULANE (HC)	14-0 W
10/15 * at Kentucky (NR-#20)	20-14 W
10/22 * at Alabama	26-7 W
10/29 NORTH TEXAS	20-7 W
11/5 * at Auburn (#20-#14)	26-27 L
11/12 * at LSU (#18-NR)	7-34 L
11/26 * OLE MISS (NR-#15)	0-26 L

1956 (4-6, 2-5 SEC)

2-1 H • 2-5 A • 0-0 N	Wade Walker
9/22 * FLORIDA	0-26 L
9/29 at Houston	7-18 L
10/6 * at Georgia	19-7 W
10/13 TRINITY (HC)	18-6 W
10/20 ARKANSAS STATE	19-9 W
10/27 * at Alabama	12-13 L
11/3 * at Tulane	14-20 L
11/10 * at Auburn	20-27 L
11/17 * at LSU	32-13 W
12/1 * at Ole Miss	7-13 L

1957 (6-2-1, 4-2-1 SEC)**Final Rank: #14 AP**

2-0-1 H • 3-1 A • 1-1 N	Wade Walker
9/28 MEMPHIS	10-6 W
10/5 * at Tennessee	9-14 L
10/12 ARKANSAS STATE (HC)	47-13 W
10/19 * at Florida	29-20 W
10/26 * at Alabama	25-13 W
11/2 * vs. Tulane (@ Jackson)	27-6 W
11/9 * vs. Auburn (@ Birmingham) (#17-#3)	7-15 L
11/16 * at LSU (#12-NR)	14-6 W
11/30 * OLE MISS (#13-#7)	7-7 T

1958 (3-6, 1-6 SEC)

2-1 H • 1-3 A • 0-2 N	Wade Walker
9/27 * at Florida (#11-#18)	14-7 W
10/4 * vs. Tennessee (@ Memphis) (#11-NR)	8-13 L
10/11 MEMPHIS	28-6 W
10/18 ARKANSAS STATE	38-0 W
10/25 * ALABAMA (HC) (#19-NR)	7-9 L
11/1 * at Kentucky	12-33 L
11/8 * at Auburn (NR-#5)	14-33 L
11/15 * vs. LSU (@ Jackson) (NR-#1)	6-7 L
11/29 * at Ole Miss (NR-#13)	0-21 L

1959 (2-7, 0-7 SEC)

2-1 H • 0-4 A • 0-2 N	Wade Walker
9/26 * at Florida (NR-#19)	13-14 L
10/3 * at Tennessee (NR-#9)	6-22 L
10/10 ARKANSAS STATE	49-14 W
10/17 * vs. Georgia (@ Atlanta)	0-15 L
10/24 MEMPHIS (HC)	28-23 W
10/31 * at Alabama	0-10 L
11/7 * vs. Auburn (@ Birmingham) (NR-#8)	0-31 L
11/14 * at LSU (NR-#3)	0-27 L
11/28 * OLE MISS (NR-#2)	0-42 L

1960 (2-6-1, 0-5-1 SEC)

2-2 H • 0-4 A • 0-0-1 N	Wade Walker
9/24 HOUSTON	10-14 L
10/1 * vs. Tennessee (@ Memphis) (NR-#11)	0-0 T
10/8 ARKANSAS STATE	29-9 W
10/15 * at Georgia	17-20 L
10/22 MEMPHIS	21-0 W
10/29 * ALABAMA (HC)	0-7 L
11/5 * at Auburn	12-27 L
11/12 * at LSU	3-7 L
11/26 * at Ole Miss (NR-#3)	9-35 L

1961 (5-5, 1-5 SEC)

1-1 H • 2-3 A • 2-1 N	Wade Walker
9/23 vs. Texas Tech (@ Jackson)	6-0 W
9/30 at Houston	10-7 W
10/7 * at Tennessee	3-17 L
10/14 ARKANSAS STATE (HC)	38-0 W
10/21 * vs. Georgia (@ Atlanta)	7-10 L
10/28 at Memphis	23-16 W
11/4 * at Alabama (NR-#4)	0-24 L
11/11 * vs. Auburn (@ Birmingham)	11-10 W
11/18 * at LSU (NR-#4)	6-14 L
12/2 * OLE MISS (NR-#5)	7-37 L

1962 (3-6, 2-5 SEC)

0-2 H • 2-2 A • 1-2 N	Paul Davis
9/22 * vs. Florida (@ Jackson)	9-19 L
10/6 * vs. Tennessee (@ Memphis)	7-6 W
10/12 * at Tulane [Fri.]	35-6 W
10/20 at Houston	9-3 W
10/27 MEMPHIS	7-28 L
11/3 * ALABAMA (HC) (NR-#2)	0-20 L
11/10 * at Auburn	3-9 L
11/17 * vs. LSU (@ Jackson) (NR-#10)	0-28 L
12/1 * at Ole Miss (NR-#3)	6-13 L

1963 (7-2-2, 4-1-2 SEC)

2-0-1 H • 1-2-1 A • 4-0 N	Paul Davis
9/21 SAMFORD	43-0 W
9/28 * at Florida	9-9 T
10/5 * at Tennessee	7-0 W
10/12 * vs. Tulane (@ Jackson)	31-10 W
10/19 HOUSTON (HC)	20-0 W
10/26 at Memphis	10-17 L
11/2 * at Alabama (NR-#7)	19-20 L
11/9 * vs. Auburn (@ Jackson)	13-10 W
11/16 * vs. LSU (@ Jackson)	7-6 W
11/30 * OLE MISS (NR-#3)	10-10 T
LIBERTY BOWL (@ PHILADELPHIA, Pa.)	
12/21 vs. NC State	16-12 W

1964 (4-6, 2-5 SEC)

3-0 H • 1-3 A • 0-3 N	Paul Davis
9/19 at Texas Tech	7-21 L
9/26 * vs. Florida (@ Jackson)	13-16 L
10/3 * vs. Tennessee (@ Memphis)	13-14 L
10/10 * TULANE (HC)	17-6 W
10/17 SOUTHERN MISS	48-7 W
10/24 HOUSTON	18-13 W
10/31 * vs. Alabama (@ Jackson) (NR-#3)	6-23 L
11/7 * at Auburn	3-12 L
11/14 * at LSU (NR-#9)	10-14 L
12/5 * at Ole Miss	20-17 W

1965 (4-6, 1-5 SEC)

2-1 H • 2-3 A • 0-2 N	Paul Davis
9/18 at Houston	36-0 W
9/25 * at Florida (NR-#8)	18-13 W
10/2 TAMPA	48-7 W
10/9 SOUTHERN MISS (HC) (#9-NR)	27-9 W
10/16 at Memphis (#10-NR)	13-33 L
10/22 * at Tulane [Fri.]	15-17 L
10/30 * vs. Alabama (@ Jackson)	7-10 L
11/6 * vs. Auburn (@ Birmingham)	18-25 L
11/13 * at LSU	20-37 L
11/27 * OLE MISS	0-21 L

1966 (2-8, 0-6 SEC)

2-0 H • 0-6 A • 0-2 N	Paul Davis
9/17 * vs. Georgia (@ Jackson)	17-20 L
9/24 * at Florida	7-28 L
10/1 RICHMOND	20-0 W
10/8 SOUTHERN MISS (HC)	10-9 W
10/15 at Houston	0-28 L
10/22 at Florida State	0-10 L
10/29 * at Alabama (NR-#4)	14-27 L
11/5 * vs. Auburn (@ Jackson)	0-13 L
11/12 * at LSU	7-17 L
11/26 * at Ole Miss	0-24 L

1967 (1-9, 0-6 SEC)

0-3 H • 1-5 A • 0-1 N	Charley Shira
9/23 * at Georgia (NR-#7)	0-30 L
9/30 * vs. Florida (@ Jackson)	7-24 L
10/7 at Texas Tech	7-3 W
10/14 SOUTHERN MISS	14-21 L
10/21 HOUSTON (HC)	6-43 L
10/28 at Florida State	12-24 L
11/4 * at Alabama	0-13 L
11/11 * at Auburn	0-36 L
11/18 * at LSU	0-55 L
12/2 * OLE MISS	3-10 L

1968 (0-8-2, 0-4-2 SEC)

0-3 H • 0-4-1 A • 0-1-1 N	Charley Shira
9/21 LOUISIANA TECH	13-20 L
9/28 * vs. Auburn (@ Jackson)	0-26 L
10/5 * at Florida (NR-#4)	14-31 L
10/12 SOUTHERN MISS (HC)	14-47 L
10/19 * vs. Texas Tech (@ Jackson)	28-28 T
10/26 at Tampa	17-24 L
11/2 * at Alabama	13-20 L
11/9 FLORIDA STATE	14-27 L
11/16 * at LSU	16-20 L
11/30 * at Ole Miss	17-17 T

(Note: Texas Tech was an appointed conference game for State)

1969 (3-7, 0-5 SEC)

2-1 H • 1-4 A • 0-2 N	Charley Shira
9/20 RICHMOND	17-14 W
9/27 * vs. Florida (@ Jackson) (NR-#12)	35-47 L
10/4 at Houston	0-74 L
10/11 SOUTHERN MISS (HC)	34-20 W
10/18 at Texas Tech	30-26 W
10/25 at Florida State	17-20 L
11/1 * vs. Alabama (@ Jackson)	19-23 L
11/8 * at Auburn (NR-#11)	13-52 L
11/15 * at LSU (NR-#12)	6-61 L
11/27 * OLE MISS [Thu.] (NR-#14)	22-48 L

**1970 (6-5, 3-4 SEC)**

1-1 H • 1-3 A • 4-1 N		Charley Shira
9/12	vs. Oklahoma State (l @ Jackson)	14-13 W
9/19	* at Florida (NR-#14)	13-34 L
9/26	* vs. Vanderbilt (l @ Memphis)	20-6 W
10/3	* vs. Georgia (l @ Jackson)	7-6 W
10/10	HOUSTON	14-31 L
10/17	vs. Texas Tech (l @ Jackson)	20-16 W
10/24	SOUTHERN MISS (HC)	51-15 W
10/31	* at Alabama	6-35 L
11/7	* vs. Auburn (l @ Birmingham) (NR-#10)	0-56 L
11/14	* at LSU (NR-#9)	7-38 L
11/21	* at Ole Miss (NR-#10)	19-14 W

1971 (2-9, 1-7 SEC)

1-2 H • 0-4 A • 1-3 N		Charley Shira
9/11	at Oklahoma State	7-26 L
9/18	* vs. Florida (l @ Jackson)	13-10 W
9/25	* VANDERBILT	19-49 L
10/2	* at Georgia (NR-#11)	7-35 L
10/9	at Florida State	9-27 L
10/16	LAMAR (HC)	24-7 W
10/23	* vs. Tennessee (l @ Memphis) (NR-#18)	7-10 L
10/30	* vs. Alabama (l @ Jackson) (NR-#4)	10-41 L
11/6	* at Auburn (NR-#5)	21-30 L
11/13	* vs. LSU (l @ Jackson) (NR-#20)	3-28 L
11/25	* OLE MISS (Thu.) (NR-#15)	0-48 L

1972 (4-7, 1-6 SEC)

3-0 H • 1-5 A • 0-2 N		Charley Shira
9/9	* vs. Auburn (l @ Jackson)	3-14 L
9/16	LOUISIANA-MONROE	42-7 W
9/23	* at Vanderbilt	10-6 W
9/30	* at Florida	13-28 L
10/7	* at Kentucky	13-17 L
10/14	vs. Florida State (l @ Jackson)	21-25 L
10/21	SOUTHERN MISS	26-7 W
10/28	HOUSTON (HC)	27-13 W
11/4	* at Alabama (NR-#2)	14-58 L
11/18	* at LSU (NR-#8)	14-28 L
11/25	* at Ole Miss	14-51 L

1973 (4-5-2, 2-5 SEC)

1-0-2 H • 2-2 A • 1-3 N		Bob Tyler
9/15	LOUISIANA-MONROE	21-21 T
9/22	* VANDERBILT	52-21 W
9/29	* vs. Florida (l @ Jackson) (NR-#16)	33-12 W
10/6	* vs. Kentucky (l @ Jackson)	14-42 L
10/13	at Florida State	37-12 W
10/20	at Louisville	18-7 W
10/27	SOUTHERN MISS (HC)	10-10 T
11/3	* vs. Alabama (l @ Jackson) (NR-#2)	0-35 L
11/10	* at Auburn	17-31 L
11/17	* at LSU (NR-#7)	7-26 L
11/24	* vs. Ole Miss (l @ Jackson)	10-38 L

1974 (9-3, 3-3 SEC)**Final Rank: #17 AP/#17 UPI**

2-0 H • 2-2 A • 5-1 N		Bob Tyler
9/7	vs. William & Mary (l @ Jackson)	49-7 W
9/21	* vs. Georgia (l @ Jackson)	38-14 W
9/28	* at Florida	13-29 L
10/5	KANSAS STATE	21-16 W
10/12	at Lamar	37-21 W
10/19	at Memphis	29-28 W
10/26	LOUISVILLE (HC)	56-7 W
11/2	* at Alabama (#17-#4)	0-35 L
11/9	* vs. Auburn (l @ Jackson) (NR-#10)	20-24 L
11/16	* vs. LSU (l @ Jackson)	7-6 W
11/23	* vs. Ole Miss (l @ Jackson)	31-13 W

SUN BOWL (l @ EL PASO, TEXAS)

12/28	vs. North Carolina	26-24 W
-------	--------------------	---------

1975 (\$2-9, 0-6 SEC)

1-1 H • 1-5 A • 0-3 N		Bob Tyler
9/6	at Memphis	17-7 W
9/20	* at Georgia	6-28 L
9/27	* vs. Florida (l @ Jackson) (NR-#19)	10-27 L
10/4	\$ SOUTHERN MISS	7-3 W
10/11	\$ at Rice	28-14 W
10/18	NORTH TEXAS (HC)	15-12 W
10/25	\$ at Louisville	28-14 W
11/1	* vs. Alabama (l @ Jackson) (NR-#6)	10-21 L
11/8	*\$ at Auburn	21-21 T
11/15	*\$ at LSU	16-6 W
11/22	* vs. Ole Miss (l @ Jackson)	7-13 L

1976 (\$0-11, 0-6 SEC)**Final Rank: #20 AP**

0-3 H • 0-4 A • 0-4 N		Bob Tyler
9/4	\$ NORTH TEXAS	7-0 W
9/18	\$ LOUISVILLE	30-21 W
9/25	* at Florida	30-34 L
10/2	\$ CAL POLY POMONA (HC)	38-0 W
10/9	*\$ vs. Kentucky (l @ Jackson)	14-7 W
10/16	\$ at Memphis	42-33 W
10/23	\$ at Southern Miss (#20-NR)	14-6 W
10/30	* at Alabama (#18-#17)	17-34 L
11/6	*\$ vs. Auburn (l @ Jackson)	28-19 W
11/13	*\$ vs. LSU (l @ Jackson)	21-13 W
11/20	*\$ vs. Ole Miss (l @ Jackson)	28-11 W

1977 (\$0-11, 0-6 SEC)

0-2 H • 0-6 A • 0-3 N		Bob Tyler
9/3	\$ NORTH TEXAS	17-15 W
9/10	\$ at Washington	27-18 W
9/24	* vs. Florida (l @ Jackson) (#12-#13)	22-24 L
10/1	\$ at Kansas State (#18-NR)	24-21 W
10/8	* at Kentucky (NR-#16)	7-23 L
10/15	at Memphis	13-21 L
10/22	SOUTHERN MISS (HC)	7-14 L
10/29	* vs. Alabama (l @ Jackson) (NR-#2)	7-37 L
11/5	*\$ at Auburn	27-13 W
11/12	* at LSU	24-27 L
11/19	*\$ vs. Ole Miss (l @ Jackson)	18-14 W

\$—All wins during 1975-77 were forfeited by the NCAA, except the 1975 Memphis and North Texas games

1978 (6-5, 2-4 SEC)

1-1 H • 1-2 A • 4-2 N		Bob Tyler
9/2	vs. West Texas State (l @ Jackson)	28-0 W
9/9	vs. North Texas (l @ Irving)	17-5 W
9/23	at Memphis	44-14 W
9/30	* at Florida	0-34 L
10/7	at Southern Miss	17-22 L
10/14	FLORIDA STATE (HC) (NR-#15)	55-27 W
10/28	* vs. Tennessee (l @ Memphis)	34-21 W
11/4	* vs. Alabama (l @ Birmingham) (NR-#3)	14-35 L
11/11	* AUBURN	0-6 L
11/18	* vs. LSU (l @ Jackson) (NR-#17)	16-14 W
11/25	* vs. Ole Miss (l @ Jackson)	7-27 L

1979 (3-8, 2-4 SEC)

1-1 H • 0-5 A • 2-2 N		Emory Bellard
9/8	vs. Memphis (l @ Jackson)	13-14 L
9/22	at Maryland	14-35 L
9/29	* vs. Florida (l @ Jackson)	24-10 W
10/6	* vs. Tennessee (l @ Memphis) (NR-#19)	28-9 W
10/13	at Florida State (NR-#9)	6-17 L
10/20	MARSHALL (HC)	48-0 W
10/27	SOUTHERN MISS	7-21 L
11/3	* at Alabama (NR-#1)	7-24 L
11/10	* at Auburn	3-14 L
11/17	* at LSU	3-21 L
11/24	* vs. Ole Miss (l @ Jackson)	9-14 L

1980 (9-3, 5-1 SEC)**Final Rank: #19 AP**

1-1 H • 4-1 A • 4-1 N		Emory Bellard
9/6	at Memphis	34-7 W
9/13	LOUISIANA TECH	31-11 W
9/20	* at Vanderbilt	24-14 W
9/27	* at Florida	15-21 L
10/4	at Illinois	28-21 W
10/11	SOUTHERN MISS (HC)	14-42 L
10/18	at Miami [Fla.] (NR-#18)	34-31 W
10/25	* vs. Auburn (l @ Jackson)	24-21 W
11/1	* vs. Alabama (l @ Jackson) (NR-#1)	6-3 W
11/15	* vs. LSU (l @ Jackson) (#19-NR)	55-31 W
11/22	* vs. Ole Miss (l @ Jackson) (#17-NR)	19-14 W

SUN BOWL (l @ EL PASO, Texas)

12/27	vs. Nebraska (#17-#8)	17-31 L
-------	-----------------------	---------

1981 (8-4, 4-2 SEC)**Final Rank: #17 UPI**

2-0 H • 3-1 A • 3-3 N		Emory Bellard
9/5	vs. Memphis (l @ Jackson) (#14-NR)	20-3 W
9/19	* VANDERBILT (#14-NR)	29-9 W
9/26	* vs. Florida (l @ Jackson) (#12-#19)	28-7 W
10/3	vs. Missouri (l @ Jackson) (#9-#17)	3-14 L
10/10	at Colorado State (#19-NR)	37-27 W
10/17	MIAMI [Fla.] (HC) (#16-#13)	14-10 W
10/24	* at Auburn (#9-NR)	21-17 W
10/31	* at Alabama (#7-#8)	10-13 L
11/7	vs. Southern Miss (l @ Jackson) (#15-#19)	6-7 L
11/14	* at LSU	17-9 W
11/21	* vs. Ole Miss (l @ Jackson)	17-21 L

HALL OF FAME BOWL (l @ BIRMINGHAM, ALA.)

12/31	vs. Kansas [Thu.]	10-0 W
-------	-------------------	--------

1982 (5-6, 2-4 SEC)

2-2 H • 2-2 A • 1-2 N		Emory Bellard
9/4	at Tulane	30-21 W
9/11	ARKANSAS STATE	31-10 W
9/18	at Memphis	41-17 W
9/25	* at Florida (NR-#5)	17-27 L
10/2	* GEORGIA (NR-#6)	22-29 L
10/9	vs. Southern Miss. (l @ Jackson)	14-20 L
10/16	at Miami [Fla.] (NR-#17)	14-31 L
10/23	* AUBURN (HC)	17-35 L
10/30	* vs. Alabama (l @ Jackson) (NR-#9)	12-20 L
11/13	* LSU (NR-#6)	27-24 W
11/20	* vs. Ole Miss (l @ Jackson)	27-10 W

1983 (3-8, 1-5 SEC)

1-3 H • 1-3 A • 1-2 N		Emory Bellard
9/3	TULANE	14-9 W
9/17	vs. Navy (l @ Jackson)	38-10 W
9/24	* FLORIDA (NR-#15)	12-35 L
10/1	* at Georgia (NR-#11)	7-20 L
10/8	vs. Southern Miss (l @ Jackson)	6-31 L
10/15	MIAMI [Fla.] (HC) (NR-#10)	7-31 L
10/22	* at Auburn (NR-#3)	13-28 L
10/29	* at Alabama (NR-#18)	18-35 L
11/5	MEMPHIS	13-30 L
11/12	* at LSU	45-26 W
11/19	* vs. Ole Miss (l @ Jackson)	23-24 L

1984 (4-7, 1-5 SEC)

2-2 H • 1-3 A • 1-2 N		Emory Bellard
9/1	at Tulane	30-3 W
9/8	COLORADO STATE	14-9 W
9/22	at Missouri	30-47 L
9/29	* at Florida	12-27 L
10/6	vs. Southern Miss (l @ Jackson)	27-18 W
10/13	* KENTUCKY (HC)	13-17 L
10/20	at Memphis	12-23 L
10/27	* AUBURN (NR-#12)	21-24 L
11/3	* vs. Alabama (l @ Jackson)	20-24 L
11/17	* LSU (NR-#9)	16-14 W
11/24	* vs. Ole Miss (l @ Jackson)	3-24 L

**1985 (5-6, 0-6 SEC)**

4-1 H • 0-4 A • 1-1 N		Emory Bellard	
9/7	ARKANSAS STATE	22-14	W
9/14	SYRACUSE	30-3	W
9/21	vs. Southern Miss (R Jackson)	23-20	W
9/28	* FLORIDA	22-36	L
10/5	MEMPHIS	31-28	W
10/12	* at Kentucky	19-33	L
10/19	TULANE (HC)	31-27	W
10/26	* at Auburn (NR-#6)	9-21	L
11/2	* at Alabama	28-44	L
11/16	* at LSU (NR-#19)	15-17	L
11/23	* vs. Ole Miss (R Jackson)	27-45	L

1986 (6-5, 2-4 SEC)

2-2 H • 4-0 A • 0-3 N		Rockey Felker	
9/6	at Syracuse	24-17	W
9/13	* at Tennessee (NR-#8)	27-23	W
9/20	vs. Southern Miss (R Jackson)	24-28	L
9/27	* FLORIDA	16-10	W
10/4	at Memphis	34-17	W
10/11	ARKANSAS STATE (#19-NR)	24-9	W
10/18	at Tulane (#13-NR)	34-27	W
10/25	* AUBURN (HC) (#13-#7)	6-35	L
11/1	* ALABAMA (#19-#8)	3-38	L
11/15	* vs. LSU (R Jackson) (NR-#11)	0-47	L
11/22	* vs. Ole Miss (R Jackson)	3-24	L

1987 (4-7, 1-5 SEC)

3-2 H • 0-3 A • 1-2 N		Rockey Felker	
9/5	LOUISIANA LAFAYETTE	31-3	W
9/12	* TENNESSEE (NR-#14)	10-38	L
9/19	LOUISIANA TECH	14-13	W
9/26	* at Florida	3-38	L
10/3	MEMPHIS (HC)	9-6	W
10/17	vs. Southern Miss (R Jackson)	14-18	L
10/24	* at Auburn (NR-#6)	7-38	L
10/31	* vs. Alabama (R Birmingham) (NR-#16)	18-21	L
11/7	TULANE	19-30	L
11/14	* at LSU (NR-#10)	14-34	L
11/21	* vs. Ole Miss (R Jackson)	30-20	W

1988 (1-10, 0-7 SEC)

1-3 H • 0-5 A • 0-2 N		Rockey Felker	
9/3	LOUISIANA TECH	21-14	W
9/10	* at Vanderbilt	20-24	L
9/17	* GEORGIA (NR-#7)	35-42	L
9/24	* at Florida (NR-#20)	0-17	L
10/1	at Memphis	10-31	L
10/15	vs. Southern Miss (R Jackson)	21-38	L
10/22	* at Auburn (NR-#10)	0-33	L
10/29	* ALABAMA (HC) (NR-#19)	34-53	L
11/12	* LSU (NR-#12)	3-20	L
11/19	at Tulane	22-27	L
11/26	* vs. Ole Miss (R Jackson)	6-33	L

1989 (5-6, 1-6 SEC)

4-0 H • 1-3 A • 0-3 N		Rockey Felker	
9/2	* VANDERBILT	42-7	W
9/9	at Southern Miss (NR-#18)	26-23	W
9/23	* at Georgia	6-23	L
9/30	* vs. Florida (R Tampa)	0-21	L
10/7	LOUISIANA-MONROE	28-14	W
10/21	MEMPHIS (HC)	35-10	W
10/28	* at Auburn (NR-#16)	0-14	L
11/4	* vs. Alabama (R Birmingham) (NR-#5)	10-23	L
11/11	TULANE	27-7	W
11/18	* at LSU	20-44	L
11/25	* vs. Ole Miss (R Jackson)	11-21	L

1990 (5-6, 1-6 SEC)

2-3 H • 2-2 A • 1-1 N		Rockey Felker	
9/8	* TENNESSEE (NR-#8)	7-40	L
9/15	CAL STATE FULLERTON	27-13	W
9/22	SOUTHERN MISS	13-10	W
9/29	* at Florida (NR-#17)	21-34	L
10/13	* at Kentucky	15-17	L
10/20	at Tulane	38-17	W
10/27	* AUBURN (HC) (NR-#2)	16-17	L
11/3	* ALABAMA	0-22	L
11/10	at Memphis	27-23	W
11/17	* vs. LSU (R Jackson)	34-22	W
11/24	* vs. Ole Miss (R Jackson)	9-21	L

1991 (7-5, 4-3 SEC)

5-1 H • 2-2 A • 0-2 N		Jackie Sherrill	
8/31	CAL STATE FULLERTON	47-3	W
9/7	TEXAS (NR-#13)	13-6	W
9/14	TULANE (#25-NR)	48-0	W
9/21	* at Tennessee (#23-#6)	24-26	L
9/28	* vs. Florida (R Orlando) (#21-#14)	7-29	L
10/12	* KENTUCKY	31-6	W
10/19	MEMPHIS (HC)	23-28	L
10/26	* at Auburn	24-17	W
11/2	* at Alabama (NR-#7)	7-13	L
11/16	* at LSU	28-19	W
11/23	* OLE MISS	24-9	W

LIBERTY BOWL (R MEMPHIS, Tenn.)

12/29	vs. Air Force [Sun.]	15-38	L
-------	----------------------	-------	---

1992 (7-5, 4-4 SEC) Final Rank: #23 AP/#24 Coaches

4-1 H • 3-3 A • 0-1 N		Jackie Sherrill	
9/5	at Texas (#21-NR)	28-10	W
9/12	* at LSU (#18-NR)	3-24	L
9/19	at Memphis (#24-NR)	20-16	W
10/1	* FLORIDA (#24-#13) [Thu.]	30-6	W
10/10	* AUBURN (#18-NR)	14-7	W
10/17	* at South Carolina (#15-NR)	6-21	L
10/24	ARKANSAS STATE (HC) (#25-NR)	56-6	W
10/31	* at Kentucky (#24-NR)	37-36	W
11/7	* ARKANSAS (#19-NR)	10-3	W
11/14	* ALABAMA (#16-#2)	21-30	L
11/28	* at Ole Miss (#16-#24)	10-17	L

PEACH BOWL (R ATLANTA, GA.)

1/2	vs. North Carolina (#24-#19)	17-21	L
-----	------------------------------	-------	---

1993 (\$4-5-2, 3-4-1 SEC)

2-3-1 H • 2-2-1 A • 0-0 N		Jackie Sherrill	
9/4	MEMPHIS (#23-NR)	35-45	L
9/11	* LSU	16-18	L
9/25	at Tulane	36-10	W
10/2	* at Florida (NR-#5)	24-38	L
10/9	* at Auburn (NR-#22)	17-31	L
10/16	* SOUTH CAROLINA	23-0	W
10/23	ARKANSAS STATE (HC)	15-15	T
10/30	* KENTUCKY	17-26	L
11/6	* at Arkansas (R Little Rock)	13-13	T
11/13	*\$ at Alabama (NR-#12)	25-36	L
11/27	* OLE MISS	20-13	W

\$—Alabama's win was forfeited by the NCAA to Mississippi State

1994 (8-4, 5-3 SEC) Final Rank: #24 AP/#25 Coaches

4-2 H • 4-1 A • 0-1 N		Jackie Sherrill	
9/3	at Memphis	17-6	W
9/10	* at LSU	24-44	L
9/24	* TENNESSEE (NR-#23)	24-21	W
10/1	ARKANSAS STATE	49-3	W
10/8	* AUBURN (NR-#9)	18-42	L
10/15	* at South Carolina	41-36	W
10/22	TULANE (HC)	66-22	W
10/29	* at Kentucky	47-7	W
11/5	* ARKANSAS (#24-NR)	17-7	W
11/12	* ALABAMA (#20-#6)	25-29	L
11/26	* at Ole Miss (#19-NR)	21-17	W

PEACH BOWL (R ATLANTA, Ga.)

1/1	vs. NC State (#16-#23) [Sun.]	24-28	L
-----	-------------------------------	-------	---

1995 (3-8, 1-7 SEC)

2-4 H • 1-4 A • 0-0 N		Jackie Sherrill	
9/2	MEMPHIS	28-18	W
9/9	* LSU	16-34	L
9/16	at Baylor	30-21	W
9/23	* at Tennessee (NR-#15)	14-52	L
9/30	LOUISIANA-MONROE	32-34	L
10/7	* at Auburn (NR-#11)	20-48	L
10/14	* SOUTH CAROLINA	39-65	L
10/28	* KENTUCKY (HC)	42-32	W
11/4	* at Arkansas (R Little Rock) (NR-#18)	21-26	L
11/11	* at Alabama (NR-#16)	9-14	L
11/25	* OLE MISS	10-13	L

1996 (5-6, 3-5 SEC)

2-4 H • 3-2 A • 0-0 N		Jackie Sherrill	
9/7	at Memphis	31-10	W
9/21	LOUISIANA TECH	23-38	L
9/28	* at South Carolina	14-10	W
10/5	* GEORGIA	19-38	L
10/12	* AUBURN (NR-#18)	15-49	L
10/26	* at LSU (NR-#13)	20-28	L
11/2	LOUISIANA-MONROE (HC)	59-0	W
11/9	* at Kentucky	21-24	L
11/16	* ALABAMA (NR-#8)	17-16	W
11/23	* ARKANSAS	OT 13-16	L
11/30	* at Ole Miss	17-0	W

1997 (7-4, 4-4 SEC)

5-2 H • 2-2 A • 0-0 N		Jackie Sherrill	
8/30	MEMPHIS	13-10	W
9/6	* KENTUCKY	35-27	W
9/13	* LSU (NR-#10)	9-24	L
9/27	* SOUTH CAROLINA	37-17	W
10/4	* at Georgia (NR-#18)	0-47	L
10/11	LOUISIANA-MONROE	24-10	W
10/25	UCF (HC)	35-28	W
11/1	* at Auburn (NR-#11)	20-0	W
11/15	* at Alabama (#17-NR)	32-20	W
11/22	* at Arkansas (#15-NR)	7-17	L
11/29	* OLE MISS (#22-NR)	14-15	L

1998 (8-5, 6-2 SEC)**SEC WEST CHAMPIONS**

5-0 H • 3-3 A • 0-2 N		Jackie Sherrill	
9/5	* VANDERBILT	42-0	W
9/12	at Memphis	14-6	W
9/19	at Oklahoma State (#25-NR)	23-42	L
9/26	* at South Carolina	38-0	W
10/10	* AUBURN	38-21	W
10/17	EAST TENNESSEE STATE (HC)	53-6	W
10/24	* at LSU (#24-NR)	6-41	L
11/7	* at Kentucky	35-37	L
11/14	* ALABAMA	26-14	W
11/21	* ARKANSAS (NR-#9)	22-21	W
11/26	* at Ole Miss (#25-NR) [Thu.]	28-6	W

SEC CHAMPIONSHIP (R ATLANTA, Ga.)

12/5	vs. Tennessee (#23-#1)	14-24	L
------	------------------------	-------	---

COTTON BOWL (R DALLAS, Texas)

1/1	vs. Texas (#23-#20) [Fri.]	11-38	L
-----	----------------------------	-------	---

**1999 (10-2, 6-2 SEC) Final Rank: #13 AP/#12 Coaches**

7-0 H • 2-2 A • 1-0 N		Jackie Sherrill
9/4	MIDDLE TENNESSEE	40-7 W
9/11	MEMPHIS	13-10 W
9/18	OKLAHOMA STATE	29-11 W
9/25	* SOUTH CAROLINA (#23-NR)	17-0 W
10/2	* at Vanderbilt (#16-NR)	42-14 W
10/9	* at Auburn (#14-NR)	18-16 W
10/23	* LSU (HC) (#12-NR)	17-16 W
11/4	* KENTUCKY (#8-NR) [Thu.]	23-22 W
11/13	* at Alabama (#8-#11)	7-19 L
11/20	* at Arkansas (@ Little Rock) (#12-#22)	9-14 L
11/25	* OLE MISS (#18-#23) [Thu.]	23-20 W
PEACH BOWL (@ ATLANTA, Ga.)		
12/30	vs. Clemson (#15-NR) [Thu.]	17-7 W

2000 (8-4, 4-4 SEC) Final Rank: #24 AP/#22 Coaches

4-1 H • 3-3 A • 1-0 N		Jackie Sherrill
9/2	at Memphis	17-3 W
9/14	at BYU [Thu.]	44-28 W
9/23	* at South Carolina (#25-NR)	19-23 L
9/30	* FLORIDA (NR-#3)	47-35 W
10/7	* AUBURN (#20-#15)	17-10 W
10/21	* at LSU (#13-NR)	OT 38-45 L
10/28	MIDDLE TENNESSEE (HC) (#20-NR)	61-35 W
11/4	* at Kentucky (#18-NR)	35-17 W
11/11	* ALABAMA (#15-NR)	29-7 W
11/18	* ARKANSAS (#13-NR)	OT 10-17 L
11/23	* at Ole Miss (#23-NR) [Thu.]	30-45 L
INDEPENDENCE BOWL (@ SHREVEPORT, La.)		
12/31	vs. Texas A&M [Sun.]	OT 43-41 W

2001 (3-8, 2-6 SEC)

3-4 H • 0-4 A • 0-0 N		Jackie Sherrill
9/3	MEMPHIS [Mon.]	30-10 W
9/20	* SOUTH CAROLINA (#17-#18) [Thu.]	14-16 L
9/29	* at Florida (#21-#2)	0-52 L
10/6	* at Auburn	14-16 L
10/13	TROY (HC)	9-21 L
10/20	* LSU	0-42 L
11/3	* KENTUCKY	17-14 W
11/10	* at Alabama	17-24 L
11/17	* at Arkansas	21-24 L
11/22	* OLE MISS [Thu.]	36-28 W
12/1	BYU (NR-#10)	38-41 L

2002 (3-9, 0-8 SEC)

2-4 H • 1-5 A • 0-0 N		Jackie Sherrill
8/31	at Oregon (NR-#15)	13-36 L
9/14	JACKSONVILLE STATE	51-13 W
9/19	* AUBURN [Thu.]	14-42 L
9/28	* at LSU (NR-#22)	13-31 L
10/5	* at South Carolina	10-34 L
10/12	TROY [HC]	11-8 W
10/19	at Memphis	29-17 W
11/2	* KENTUCKY	24-45 L
11/9	* at Alabama (NR-#11)	14-28 L
11/16	* TENNESSEE	17-35 L
11/23	* ARKANSAS	19-26 L
11/28	* at Ole Miss [Thu.]	12-24 L

2003 (2-10, 1-7 SEC)

2-4 H • 0-6 A • 0-0 N		Jackie Sherrill
8/31	OREGON	34-42 L
9/13	at Tulane	28-31 L
9/20	at Houston	35-42 L
9/27	* LSU (NR-#7)	6-41 L
10/4	* VANDERBILT	30-21 W
10/11	MEMPHIS (HC)	35-27 W
10/18	* at Auburn (NR-#19)	13-45 L
10/25	* at Kentucky	17-42 L
11/8	* ALABAMA	0-38 L
11/15	* at Tennessee (NR-#9)	21-59 L
11/22	* at Arkansas	6-52 L
11/27	* OLE MISS [Thu.]	0-31 L

2004 (3-8, 2-6 SEC)

3-3 H • 0-5 A • 0-0 N		Sylvester Croom
9/4	TULANE	28-7 W
9/11	* AUBURN (NR-#18)	14-43 L
9/18	MAINE	7-9 L
9/25	* at LSU (NR-#13)	0-51 L
10/2	* at Vanderbilt	13-31 L
10/9	UAB (HC)	13-27 L
10/23	* FLORIDA (NR-#20)	38-31 W
10/30	* KENTUCKY	22-7 W
11/6	* at Alabama	14-30 L
11/20	* ARKANSAS	21-24 L
11/27	* at Ole Miss	3-20 L

2005 (3-8, 1-7 SEC)

2-4 H • 0-4 A • 1-0 N		Sylvester Croom
9/3	MURRAY STATE	38-6 W
9/10	* at Auburn (NR-#25)	0-28 L
9/17	vs. Tulane (@ Shreveport)	21-14 W
9/24	* GEORGIA (NR-#6)	10-23 L
10/1	* LSU (NR-#5)	7-37 L
10/8	* at Florida (NR-#13)	9-35 L
10/22	HOUSTON (HC)	16-28 L
10/29	* at Kentucky	7-13 L
11/5	* ALABAMA (NR-#4)	0-17 L
11/19	* at Arkansas (@ Little Rock)	10-44 L
11/26	* OLE MISS	35-14 W

2006 (3-9, 1-7 SEC)

1-6 H • 2-3 A • 0-0 N		Sylvester Croom
8/31	* SOUTH CAROLINA [Thu.]	0-15 L
9/9	* AUBURN (NR-#4)	0-34 L
9/16	TULANE	29-32 L
9/23	at UAB	OT 16-10 W
9/30	* at LSU (NR-#9)	17-48 L
10/7	WEST VIRGINIA (NR-#4)	14-42 L
10/14	JACKSONVILLE STATE (HC)	35-3 W
10/21	* at Georgia (NR-#24)	24-27 L
10/28	* KENTUCKY	31-34 L
11/4	* at Alabama	24-16 W
11/18	* ARKANSAS	14-28 L
11/25	* at Ole Miss	17-20 L

2007 (8-5, 4-4 SEC)

4-2 H • 3-3 A • 1-0 N		Sylvester Croom
8/30	* LSU (NR-#2) [Thu.]	0-45 L
9/8	at Tulane	38-17 W
9/15	* at Auburn	19-14 W
9/22	GARDNER-WEBB	31-15 W
9/29	* at South Carolina	21-38 L
10/6	UAB (HC)	30-13 W
10/13	* TENNESSEE (NR-#25)	21-33 L
10/20	at West Virginia (NR-#7)	13-38 L
10/27	* at Kentucky (NR-#14)	31-14 W
11/10	* ALABAMA (NR-#21)	17-12 W
11/17	* at Arkansas (@ Little Rock)	31-45 L
11/23	* OLE MISS [Fri.]	17-14 W

LIBERTY BOWL (@ MEMPHIS, Tenn.)

12/29	vs. UCF	10-3 W
-------	---------	--------

2008 (4-8, 2-6 SEC)

4-2 H • 0-6 A • 0-0 N		Sylvester Croom
8/30	at Louisiana Tech	14-22 L
9/6	SOUTHEASTERN LOUISIANA	34-10 W
9/13	* AUBURN (NR-#9)	2-3 L
9/20	at Georgia Tech	7-38 L
9/27	* at LSU (NR-#5)	24-34 L
10/11	* VANDERBILT (NR-#13)	17-14 W
10/18	* at Tennessee	3-34 L
10/25	MIDDLE TENNESSEE (HC)	31-22 W
11/1	* KENTUCKY	13-14 L
11/15	* at Alabama (NR-#1)	7-32 L
11/22	* ARKANSAS	31-28 W
11/28	* at Ole Miss [Fri.]	0-45 L

2009 (5-7, 3-5 SEC)

2-5 H • 3-2 A • 0-0 N		Dan Mullen
9/5	JACKSON STATE	45-7 W
9/12	* at Auburn	24-49 L
9/19	* at Vanderbilt	15-3 W
9/26	* LSU (NR-#7)	26-30 L
10/3	GEORGIA TECH (NR-#25)	31-42 L
10/10	HOUSTON (HC)	24-31 L
10/17	at Middle Tennessee	27-6 W
10/24	* FLORIDA (NR-#1)	19-29 L
10/31	* at Kentucky	31-24 W
11/14	* ALABAMA (NR-#3)	3-31 L
11/21	* at Arkansas (@ Little Rock)	21-42 L
11/28	* OLE MISS (NR-#25)	41-27 W

2010 (9-4, 4-4 SEC) Final Rank: #15 AP/#17 Coaches

5-2 H • 3-2 A • 1-0 N		Dan Mullen
9/4	MEMPHIS	49-7 W
9/9	* AUBURN (NR-#21) [Thu.]	14-17 L
9/18	* at LSU (NR-#15)	7-29 L
9/25	* GEORGIA	24-12 W
10/2	ALCORN STATE	49-16 W
10/9	at Houston	47-24 W
10/16	* at Florida (NR-#22)	10-7 W
10/23	UAB (HC) (#24-NR)	29-24 W
10/30	* KENTUCKY (#21-NR)	24-17 W
11/13	* at Alabama (#19-#11)	10-30 L
11/20	* ARKANSAS (#21-#13)	2OT 31-38 L
11/27	* at Ole Miss (#25-NR)	31-23 W

GATOR BOWL (@ JACKSONVILLE, Fla.)

1/1	vs. Michigan (#21-NR)	52-14 W
-----	-----------------------	---------

2011 (7-6, 2-6 SEC)

3-3 H • 3-3 A • 1-0 N		Dan Mullen
9/1	at Memphis (#20-NR) [Thu.]	59-17 W
9/10	* at Auburn (#16-#22)	34-41 L
9/15	* LSU (#25-#3) [Thu.]	6-19 L
9/24	LOUISIANA TECH	OT 26-20 W
10/1	* at Georgia	10-24 L
10/8	at UAB	21-3 W
10/15	* SOUTH CAROLINA (NR-#13)	12-14 L
10/29	* at Kentucky	28-16 W
11/5	UT MARTIN (HC)	55-17 W
11/12	* ALABAMA (NR-#3)	7-24 L
11/19	* at Arkansas (NR-#6) (@ Little Rock)	17-44 L
11/26	* OLE MISS	31-3 W

MUSIC CITY BOWL (@ NASHVILLE, Tenn.)

12/30	vs. Wake Forest [Fri.]	23-17 W
-------	------------------------	---------

**2012 (8-5, 4-4 SEC)**

6-1 H • 2-3 A • 0-1 N		Dan Mullen	
9/1	JACKSON STATE	56-9	W
9/8	* AUBURN	28-10	W
9/15	at Troy	30-24	W
9/22	SOUTH ALABAMA (#23-NR)	30-10	W
10/6	* at Kentucky (#19-NR)	27-14	W
10/13	* TENNESSEE (#18-NR)	41-31	W
10/20	MIDDLE TENNESSEE (HC) (#12-NR)	45-3	W
10/27	* at Alabama (#11-#1)	7-38	L
11/3	* TEXAS A&M (#15-#16)	13-38	L
11/10	* at LSU (#21-#7)	17-37	L
11/17	* ARKANSAS	45-14	W
11/24	* at Ole Miss (#25-NR)	24-41	L
GATOR BOWL (at JACKSONVILLE, Fla.)			
1/1	vs. Northwestern (NR-#20) [Tue.]	20-34	L

2013 (7-6, 3-5 SEC)

5-2 H • 1-3 A • 1-1 N		Dan Mullen	
8/31	vs. Oklahoma State (NR-#13) (at Houston)	3-21	L
9/7	ALCORN STATE	51-7	W
9/14	* at Auburn	20-24	L
9/21	TROY	62-7	W
10/5	* LSU (NR-#10)	26-49	L
10/12	BOWLING GREEN (HC)	21-20	W
10/24	* KENTUCKY [Thu.]	28-22	W
11/2	* at South Carolina (NR-#14)	16-34	L
11/9	* at Texas A&M (NR-#11)	41-51	L
11/16	* ALABAMA (NR-#1)	3-20	L
11/23	* at Arkansas (at Little Rock)	OT 24-17	W
11/28	* OLE MISS [Thu.]	OT 17-10	W
LIBERTY BOWL (at MEMPHIS, Tenn.)			
12/31	vs. Rice [Tue.]	44-7	W

2014 (10-3, 6-2 SEC) Final Rank: #11 AP/#12 Coaches

7-0 H • 3-2 A • 0-1 N		Dan Mullen	
8/30	SOUTHERN MISS	49-0	W
9/6	UAB	47-34	W
9/13	at South Alabama	35-3	W
9/20	* at LSU (NR-#8)	34-29	W
10/4	* TEXAS A&M (#12-#6)	48-31	W
10/11	* AUBURN (#3-#2)	38-23	W
10/25	* at Kentucky (#1-NR)	45-31	W
11/1	* ARKANSAS (#1-NR)	17-10	W
11/8	UT MARTIN (HC) (#1-NR)	45-16	W
11/15	* at Alabama (#1-#3)	20-25	L
11/22	* VANDERBILT (#4-NR)	51-0	W
11/29	* at Ole Miss (#4-#18)	17-31	L
ORANGE BOWL (at MIAMI, Fla.)			
12/31	vs. Georgia Tech (#7-#9) [Wed.]	34-49	L

2015 (9-4, 4-4 SEC)

4-3 H • 4-1 A • 1-0 N		Dan Mullen	
9/5	at Southern Miss	34-16	W
9/12	* LSU (#25-#14)	19-21	L
9/19	NORTHWESTERN STATE	62-13	W
9/26	* at Auburn (NR-#25)	17-9	W
10/3	* at Texas A&M (#21-#14)	17-30	L
10/10	TROY	45-17	W
10/17	LOUISIANA TECH (HC)	45-20	W
10/24	* KENTUCKY	42-16	W
11/5	* at Missouri (#20-NR) [Thu.]	31-13	W
11/14	* ALABAMA (#17-#2)	6-31	L
11/21	* at Arkansas (#25-NR)	51-50	W
11/28	* OLE MISS (#21-#18)	27-38	L
BELK BOWL (at CHARLOTTE, N.C.)			
12/30	vs. NC State [Wed.]	51-28	W

2016 (6-7, 3-5 SEC)

3-3 H • 2-4 A • 1-0 N		Dan Mullen	
9/3	SOUTH ALABAMA	20-21	L
9/10	* SOUTH CAROLINA	27-14	W
9/17	* at LSU (NR-#20)	20-23	L
9/24	at UMass (at Foxborough)	47-35	W
10/8	* AUBURN	14-38	L
10/14	at BYU [Fri.]	20T 21-28	L
10/22	* at Kentucky	38-40	L
10/29	SAMFORD (HC)	56-41	W
11/5	* TEXAS A&M (NR-#4)	35-28	W
11/12	* at Alabama (NR-#1)	3-51	L
11/19	* ARKANSAS	42-58	L
11/26	* at Ole Miss	55-20	W
ST. PETERSBURG BOWL (at ST. PETERSBURG, Fla.)			
12/26	vs. Miami (Ohio) [Mon.]	17-16	W

2017 (9-4, 4-4 SEC)

Final Rank: #19 AP/#20 Coaches

5-2 H • 3-2 A • 1-0 N		Dan Mullen	
9/2	CHARLESTON SOUTHERN	49-0	W
9/9	at Louisiana Tech	57-21	W
9/16	* LSU (NR-#11)	37-7	W
9/23	* at Georgia (#17-#11)	3-31	L
9/30	* at Auburn (#24-#13)	10-49	L
10/14	BYU	35-10	W
10/21	* KENTUCKY (HC)	45-7	W
10/28	* at Texas A&M (NR-#24)	35-14	W
11/4	UMASS (#16-NR)	34-23	W
11/11	* ALABAMA (#16-#1)	24-31	L
11/18	* at Arkansas (#16-NR)	28-21	W
11/23	* OLE MISS (#14-NR) [Thu.]	28-31	L
TAXSLAYER BOWL (at JACKSONVILLE, Fla.)			
12/30	vs. Louisville (#23-NR)	31-27	W

2018 (\$0-5, \$0-4 SEC)

Final Rank: #25 Coaches

6-1 H • 2-3 A • 0-1 N		Joe Moorhead	
9/1	\$ STEPHEN F. AUSTIN (#18-NR)	63-6	W
9/8	\$ at Kansas State (#18-NR)	31-10	W
9/15	\$ LOUISIANA LAFAYETTE (#16-NR)	56-10	W
9/22	* at Kentucky (#14-NR)	7-28	L
9/29	* FLORIDA (#23-NR)	6-13	L
10/6	*\$ AUBURN (NR-#8)	23-9	W
10/20	* at LSU (#22-#5)	3-19	L
10/27	*\$ TEXAS A&M (NR-#16)	28-13	W
11/3	\$ LOUISIANA TECH (HC) (#21-NR)	45-3	W
11/10	* at Alabama (#25-#1)	0-24	L
11/17	*\$ ARKANSAS (#25-NR)	52-6	W
11/22	*\$ at Ole Miss (#22-NR) [Thu.]	35-3	W
OUTBACK BOWL (at TAMPA, Fla.)			
1/1	vs. Iowa (#18-NR) [Tue.]	22-27	L

\$—All wins during 2018 were vacated by the NCAA Committee on Infractions

2019 (6-7, 3-5 SEC)

4-3 H • 2-3 A • 0-1 N		Joe Moorhead	
8/31	at Louisiana Lafayette (at New Orleans)	38-28	W
9/7	SOUTHERN MISS	38-15	W
9/14	KANSAS STATE	24-31	L
9/21	* KENTUCKY	28-13	W
9/28	* at Auburn (NR-#7)	23-56	L
10/12	* at Tennessee	10-20	L
10/19	* LSU (NR-#2)	13-36	L
10/26	* at Texas A&M	30-49	L
11/2	* at Arkansas	54-24	W
11/16	* ALABAMA (NR-#5)	7-38	L
11/23	* ABILENE CHRISTIAN (HC)	45-7	W
11/26	* OLE MISS [Thu.]	21-20	W
MUSIC CITY BOWL (at NASHVILLE, Tenn.)			
12/30	vs. Louisville [Mon.]	28-38	L

2020 (4-7, 3-7 SEC)

2-3 H • 1-4 A • 1-0 N		Mike Leach	
9/26	* at LSU (NR-#6)	44-34	W
10/3	* ARKANSAS	14-21	L
10/10	* at Kentucky	2-24	L
10/17	* TEXAS A&M (NR-#11)	14-28	L
10/31	* at Alabama (NR-#2)	0-41	L
11/7	* VANDERBILT (HC)	24-17	W
11/21	* at Georgia (NR-#13)	24-31	L
11/28	* at Ole Miss	24-31	L
12/12	* AUBURN	10-24	L
12/19	* MISSOURI	51-32	W
ARMED FORCES BOWL (at FORT WORTH, Texas)			
12/31	vs. Tulsa (NR-#22) [Thur.]	28-26	W



1895-1932 (PRE-SEC YEARS)

Year	Overall Record	Conf.	Head Coach
1895	0-2	—	W.M. Matthews
1896	0-4	SIAA	J.B. Hildebrand
1901	2-2-1	SIAA	L.B. Harvey
1902	1-4-1	SIAA	L. Gwinn
1903	3-0-2	SIAA	Dan Martin
1904	2-5	SIAA	Dan Martin
1905	3-4	SIAA	Dan Martin
1906	2-2-1	SIAA	Dan Martin
1907	6-3	SIAA	Fred Furman
1908	3-4	SIAA	Fred Furman
1909	5-4	SIAA	W.D. Chadwick
1910	7-2	SIAA	W.D. Chadwick
1911	7-2-1	SIAA	W.D. Chadwick
1912	4-3	SIAA	W.D. Chadwick
1913	6-1-1	SIAA	W.D. Chadwick
1914	6-2	SIAA	E.C. Hayes
1915	5-2-1	SIAA	E.C. Hayes
1916	4-4-1	SIAA	E.C. Hayes
1917	6-1	SIAA	Sid Robinson
1918	3-2	SIAA	Sid Robinson
1919	6-2	SIAA	Sid Robinson
1920	5-3	SIAA	Fred Holtkamp
1921	4-4-1	SC	Fred Holtkamp
1922	3-4-2	SC	C.R. Dudy Noble
1923	5-2-2	SC	Earl Able
1924	5-4	SC	Earl Able
1925	3-4-1	SC	Bernie Bierman
1926	5-4	SC	Bernie Bierman
1927	5-3	SC	J.W. Hancock
1928	2-4-2	SC	J.W. Hancock
1929	1-5-2	SC	J.W. Hancock
1930	2-7	SC	Chris Cagle
1931	2-6	SC	Ray Dauber
1932	3-5	SC	Ray Dauber

SIAA — Southern Intercollegiate Athletic Association

SC — Southern Conference

1933-PRESENT

Year	Overall Record	SEC Record	SEC Finish	Head Coach
1933	3-6-1	1-5-1	12th	Ross McKechnie
1934	4-6	0-5	12th	Ross McKechnie
1935	8-3	2-3	t-9th	Ralph Sasse
1936	7-3-1	3-2	5th	Ralph Sasse
1937	5-4-1	3-2	5th	Ralph Sasse
1938	4-6	1-4	11th	Spike Nelson
1939	8-2	3-2	4th	Allyn McKeen
1940	10-0-1	4-0-1	2nd	Allyn McKeen
1941	8-1-1	4-0-1	1st	Allyn McKeen
1942	8-2	5-2	4th	Allyn McKeen
1943	No team due to World War II			
1944	6-2	3-2	5th	Allyn McKeen
1945	6-3	2-3	t-7th	Allyn McKeen
1946	8-2	3-2	5th	Allyn McKeen
1947	7-3	2-2	4th	Allyn McKeen
1948	4-4-1	3-3	7th	Allyn McKeen
1949	0-8-1	0-6	12th	Slick Morton
1950	4-5	3-4	7th	Slick Morton
1951	4-5	2-5	11th	Slick Morton
1952	5-4	3-4	7th	Murray Warmath
1953	5-2-3	3-1-3	6th	Murray Warmath
1954	6-4	3-3	t-6th	Darrell Royal
1955	6-4	4-4	6th	Darrell Royal
1956	4-6	2-5	t-8th	Wade Walker
1957	6-2-1	4-2-1	t-3rd	Wade Walker
1958	3-6	1-6	12th	Wade Walker
1959	2-7	0-7	12th	Wade Walker
1960	2-6-1	0-5-1	11th	Wade Walker
1961	5-5	1-5	t-10th	Wade Walker

1962	3-6	2-5	9th	Paul Davis
1963	7-2-2	4-1-2	4th	Paul Davis
1964	4-6	2-5	8th	Paul Davis
1965	4-6	1-5	t-9th	Paul Davis
1966	2-8	0-6	t-9th	Paul Davis
1967	1-9	0-6	t-9th	Charley Shira
1968	0-8-2	0-4-2	9th	Charley Shira
1969	3-7	0-5	10th	Charley Shira
1970	6-5	3-4	t-7th	Charley Shira
1971	2-9	1-7	10th	Charley Shira
1972	4-7	1-6	9th	Charley Shira
1973	4-5-2	2-5	t-8th	Bob Tyler
1974	9-3	3-3	t-4th	Bob Tyler
1975*	2-9	0-6	t-9th	Bob Tyler
1976*	0-11	0-6	t-9th	Bob Tyler
1977*	0-11	0-6	t-9th	Bob Tyler
1978	6-5	2-4	t-7th	Bob Tyler
1979	3-8	2-4	8th	Emory Bellard
1980	9-3	5-1	t-2nd	Emory Bellard
1981	8-4	4-2	3rd	Emory Bellard
1982	5-6	2-4	8th	Emory Bellard
1983	3-8	1-5	8th	Emory Bellard
1984	4-7	1-5	t-9th	Emory Bellard
1985	5-6	0-6	9th	Emory Bellard
1986	6-5	2-4	t-7th	Rockey Felker
1987	4-7	1-5	t-7th	Rockey Felker
1988	1-10	0-7	10th	Rockey Felker
1989	5-6	1-6	9th	Rockey Felker
1990	5-6	1-6	t-8th	Rockey Felker
1991	7-5	4-3	t-4th	Jackie Sherrill
1992	7-5	4-4	3rd (W)	Jackie Sherrill
1993\$	4-5-2	3-4-1	4th (W)	Jackie Sherrill
1994	8-4	5-3	2nd (W)	Jackie Sherrill
1995	3-8	1-7	4th (W)	Jackie Sherrill
1996	5-6	3-5	4th (W)	Jackie Sherrill
1997	7-4	4-4	t-3rd (W)	Jackie Sherrill
1998	8-5	6-2	t-1st (W)	Jackie Sherrill
1999	10-2	6-2	2nd (W)	Jackie Sherrill
2000	8-4	4-4	t-3rd (W)	Jackie Sherrill
2001	3-8	2-6	6th (W)	Jackie Sherrill
2002	3-9	0-8	5th (W)	Jackie Sherrill
2003	2-10	1-7	5th (W)	Jackie Sherrill
2004	3-8	2-6	6th (W)	Sylvester Croom
2005	3-8	1-7	5th (W)	Sylvester Croom
2006	3-9	1-7	6th (W)	Sylvester Croom
2007	8-5	4-4	t-3rd (W)	Sylvester Croom
2008	4-8	2-6	t-4th (W)	Sylvester Croom
2009	5-7	3-5	t-4th (W)	Dan Mullen
2010	9-4	4-4	5th (W)	Dan Mullen
2011	7-6	2-6	5th (W)	Dan Mullen
2012	8-5	4-4	4th (W)	Dan Mullen
2013	7-6	3-5	5th (W)	Dan Mullen
2014	10-3	6-2	2nd (W)	Dan Mullen
2015	9-4	4-4	t-5th (W)	Dan Mullen
2016	6-7	3-5	t-5th (W)	Dan Mullen
2017	9-4	4-4	t-4th (W)	Dan Mullen
2018^	0-5	0-4	4th (W)	Joe Moorhead
2019	6-7	3-5	t-4th (W)	Joe Moorhead
2020	4-7	3-7	7th (W)	Mike Leach
121 yrs. 565-592-39 202-379-13 34 Coaches				

* — All wins in the 1975-77 seasons were forfeited by the NCAA, except for the 1975 Memphis and North Texas games.

\$ — Win over Alabama in 1993 was forfeited to MSU by the NCAA.

^ — All wins in the 2018 season were vacated by the NCAA Committee on Infractions.

MSU HOMECOMING HISTORY

Date	Opponent	Score
10-23-37	Florida	W, 14-13
10-1-38	Florida	W, 22-0
11-4-39	Birmingham-Southern	W, 28-0
10-19-40	Samford	W, 40-7
10-25-41	Union	W, 56-7
11-14-42	Duquesne	W, 28-6
10-20-45	Maxwell [Ala.] Field	W, 16-6

11-2-46	Murray State	W, 69-0
10-25-47	Hardin-Simmons	W, 27-7
10-16-48	Cincinnati	W, 27-0
10-1-49	Baylor	L, 6-14
11-11-50	Kentucky	L, 21-48
10-27-51	Alabama	L, 0-7
10-18-52	Kentucky	W, 27-14
10-10-53	Auburn	T, 21-21
11-6-54	North Texas	W, 48-26
10-8-55	Tulane	W, 14-0
10-13-56	Trinity	W, 18-6
10-12-57	Arkansas State	W, 47-13
10-25-58	Alabama	L, 7-9
10-24-59	Memphis	W, 28-23
10-29-60	Alabama	L, 0-7
10-14-61	Arkansas State	W, 38-0
11-3-62	Alabama	L, 0-20
10-19-63	Houston	W, 20-0
10-10-64	Tulane	W, 17-6
10-9-65	Southern Miss	W, 27-9
10-8-66	Southern Miss	W, 10-9
10-21-67	Houston	L, 6-43
10-12-68	Southern Miss	L, 14-47
10-11-69	Southern Miss	W, 34-20
10-24-70	Southern Miss	W, 51-15
10-16-71	Lamar	W, 24-7
10-28-72	Houston	W, 27-13
10-27-73	Southern Miss	T, 10-10
10-26-74	Louisville	W, 56-7
10-18-75	North Texas	W, 15-12
10-2-76	*Cal Poly Pomona	W, 38-0
10-22-77	Southern Miss	L, 7-14
10-14-78	Florida State	W, 55-27
10-20-79	Marshall	W, 48-0
10-11-80	Southern Miss	L, 14-42
10-17-81	Miami (Fla.)	W, 14-10
10-23-82	Auburn	L, 17-35
10-15-83	Miami (Fla.)	L, 7-31
10-13-84	Kentucky	L, 13-17
10-19-85	Tulane	W, 31-27
10-25-86	Auburn	L, 6-35
10-3-87	Memphis	W, 9-6
10-29-88	Alabama	L, 34-53
10-21-89	Memphis	W, 35-10
10-27-90	Auburn	L, 16-17
10-19-91	Memphis	L, 23-28
10-24-92	Arkansas State	W, 56-6
10-23-93	Arkansas State	T, 15-15
10-22-94	Tulane	W, 66-22
10-28-95	Kentucky	W, 42-32
11-2-96	Louisiana-Monroe	W, 59-0
10-25-97	UCF	W, 35-28
10-17-98	East Tennessee State	W, 53-6
10-23-99	LSU	W, 17-16
10-28-00	Middle Tennessee	W, 61-35
10-13-01	Troy	L, 9-21
10-12-02	Troy	W, 11-8
10-11-03	Memphis	W, 35-27
10-9-04	UAB	L, 13-27
10-22-05	Houston	L, 16-28
10-14-06	Jacksonville State	W, 35-3
10-6-07	UAB	W, 30-13
10-25-08	Middle Tennessee	W, 31-22
10-10-09	Houston	L, 24-31
10-23-10	UAB	W, 29-24
11-5-11	UT Martin	W, 55-17
10-20-12	Middle Tennessee	W, 45-3
10-12-13	Bowling Green	W, 21-20
11-8-14	UT Martin	W, 45-16
10-17-15	Louisiana Tech	W, 45-20
10-29-16	Samford	W, 56-41
10-21-17	Kentucky	W, 45-7
11-3-18	^Louisiana Tech	W, 45-3
11-23-19	Abilene Christian	W, 45-7
11-7-20	Vanderbilt	W, 24-17
82 Games — 39 Different Opponents — 56-22-3		

* — All wins in the 1975-77 seasons were forfeited by the NCAA, except for the 1975 Memphis and North Texas games.

^ — All wins in the 2018 season were vacated by the NCAA Committee on Infractions.

WINNINGEST MSU HEAD COACHES (WINS)

	Head Coach	Years	Tenure	Record	Pct.
1.	Jackie Sherrill	13	1991-2003	75-75-2	.500
2.	Dan Mullen	9	2009-17	69-46	.600
3.	Allyn McKeen	9	1939-48	65-19-3	.764
4.	Emory Bellard	7	1979-85	37-42	.468
5.	W.D. Chadwick	5	1909-13	29-12-2	.698
6.	Wade Walker	6	1956-61	22-32-2	.411
7.	Rockey Felker	5	1986-90	21-34	.382
	Sylvester Croom	4	2004-08	21-38	.356
	Bob Tyler*	6	1973-78	21-44-2	.328
10.	Ralph Sasse	3	1935-37	20-10-2	.656
	Paul Davis	5	1962-66	20-28-2	.420

* — All wins in the 1975-77 seasons were forfeited by the NCAA, except for the 1975 Memphis State and North Texas games.

WINNINGEST MSU HEAD COACHES (PERCENTAGE)

	Head Coach	Years	Tenure	Record	Pct.
--	Greg Knox*	1 game	2017	1-0	1.000
1.	Allyn McKeen	9	1939-48	65-19-3	.764
2.	Sid Robinson	3	1917-19	15-5	.750
3.	W.D. Chadwick	5	1909-13	29-12-2	.698
4.	Ralph Sasse	3	1935-37	20-10-2	.656
5.	E.C. Hayes	3	1914-16	15-8-2	.640
6.	Earl Able	2	1923-24	10-6-2	.611
7.	Murray Warmath	2	1952-53	10-6-3	.605
8.	Dan Mullen	9	2009-17	69-46	.600
	Darrell Royal	2	1954-55	12-8	.600
10.	Fred Furman	2	1907-08	9-7	.563

* — Interim coach who coached the 2017 TaxSlayer Bowl vs. Louisville following the departure of Dan Mullen at the end of the regular season



Allyn McKeen, a 1991 College Football Hall of Fame inductee, holds the highest winning percentage by a permanent MSU head coach, compiling a .764 mark (65-19-3) from 1939-48.

MSU CHRONOLOGICAL COACHING RECORDS

	Head Coach (Alma Mater)	Years	Tenure	Record	Pct.
	W.M. Matthews (Mississippi State)	1	1895	0-2	.000
	J.B. Hildebrand (Vanderbilt)	1	1896	0-4	.000
	L.B. Harvey (Georgetown)	1	1901	2-2-1	.500
	L. Gwinn (Auburn)	1	1902	1-4-1	.250
	Dan Martin (Auburn)	4	1903-06	10- 11-3	.479
	Fred Furman (Cornell)	2	1907-08	9- 7	.563
	W.D. Chadwick (Marietta)	5	1909-13	29-12-2	.698
	E.C. Hayes (Albion)	3	1914-16	15- 8-2	.640
	Sid Robinson (Colgate)	3	1917-19	15- 5	.750
	Fred Holtkamp (Ohio State)	2	1920-21	9- 7-1	.559
	C.R. Dudy Noble (Mississippi State)	1	1922	3- 4-2	.444
	Earl Able (Colgate)	2	1923-24	10- 6-2	.611
	Bernie Bierman (Minnesota)	2	1925-26	8- 8-1	.500
	J.W. Hancock (Iowa)	3	1927-29	8-12-4	.417
	Chris Cagle (Army)	1	1930	2- 7	.222
	Ray Dauber (Iowa)	2	1931-32	5- 11	.313
	Ross McKechnie (Washington)	2	1933-34	7-12-1	.375
	Ralph Sasse (Army)	3	1935-37	20-10-2	.656
	Spike Nelson (Iowa)	1	1938	4- 6	.400
	Allyn McKeen (Tennessee)	9	1939-48	65-19-3	.764
	Slick Morton (LSU)	3	1949-51	8-18-1	.315
	Murray Warmath (Tennessee)	2	1952-53	10- 6-3	.605
	Darrell Royal (Oklahoma)	2	1954-55	12- 8	.600
	Wade Walker (Oklahoma)	6	1956-61	22-32-2	.411
	Paul Davis (Ole Miss)	5	1962-66	20-28-2	.420
	Charley Shira (Mississippi State)	6	1967-72	16-45-2	.270
	*Bob Tyler (Ole Miss)	6	1973-78	21-44-2	.328
	Emory Bellard (Southwest Texas State)	7	1979-85	37-42	.468
	Rockey Felker (Mississippi State)	5	1986-90	21-34	.382
	Jackie Sherrill (Alabama)	13	1991-2003	75-75-2	.500
	Sylvester Croom (Alabama)	5	2004-08	21-38	.356
	Dan Mullen (Ursinus College)	9	2009-17	69-46	.600
	^Joe Moorhead (Fordham)	2	2018-19	6-12	.333
	Mike Leach (BYU)	1	2020-present	4-7	.364

MOST WINS BY MSU COACH IN EGG BOWL

	Head Coach	Seasons	Years	Record	Pct.
1.	Jackie Sherrill	13	1991-2003	7-6	.538
2.	Dan Mullen	9	2009-17	5-4	.556
	Allyn McKeen	9	1939-48	5-4	.556
4.	Sid Robinson\$	3	1917-19	4-0	1.000
5.	Bob Tyler*	6	1973-78	3-3	.500

HIGHEST WINNING PERCENTAGE IN EGG BOWL (MINIMUM THREE YEARS)

	Head Coach	Seasons	Years	Record	Pct.
1.	Sid Robinson\$	3	1917-19	4-0	1.000
2.	Dan Mullen	9	2009-17	5-4	.556
	Allyn McKeen	9	1939-48	5-4	.556
4.	Jackie Sherrill	13	1991-2003	7-6	.538
5.	Bob Tyler*	6	1973-78	3-3	.500

* — All wins in the 1975-77 seasons were forfeited by the NCAA, except for the 1975 Memphis State and North Texas State games.

^ — All wins in the 2018 season were vacated by the NCAA Committee on Infractions.

\$ — The Golden Egg trophy was not awarded until 1927.



MSU IN THE FINAL NATIONAL RANKINGS

Year	AP	UPI	Coaches	CFP
1940	9	--	--	--
1941	16	--	--	--
1942	18	--	--	--
1957	14	--	--	--
1963	--	11	--	--
1974	17	17	--	--
1976	20	--	--	--
1980	19	--	--	--
1981	--	17	--	--
1992	23	25	--	--
1994	24	--	25	--
1999	13	--	12	--
2000	24	--	22	--
2010	15	--	17	--
2014	11	--	12	7
2017	19	--	20	23
2018	--	--	25	18

MSU'S RECORD IN ...

State/Country	Record	Pct.
Alabama	39-99-3	.287
Arkansas	4-9-1	.321
California	2-0	1.000
Colorado	1-0	1.000
Cuba	1-0	1.000
Florida	14-34-2	.320
Georgia	3-20	.130
Illinois	1-1	.500
Indiana	0-3	.000
Kansas	0-1	.000
Kentucky	10-17	.370
Louisiana	44-76-4	.371
Maryland	0-1	.000
Massachusetts	1-0	1.000
Michigan	1-1-1	.500
Mississippi	369-259-20	.585
Missouri	1-2	.333
New York	2-0	1.000
North Carolina	2-1	.667
Ohio	1-1	.500
Oklahoma	0-2	.000
Oregon	0-1	.000
Pennsylvania	2-1	.667
South Carolina	3-5-1	.389
Tennessee	50-39-6	.558
Texas	15-15-1	.500
Utah	1-1	.500
Washington	0-1	.000
West Virginia	0-1	.000
TOTALS	565-592-39	.489

MSU'S RECORD AT ...

Site	Record	Pct.
Home	292-161-14	.640
Away	172-309-17	.362
Neutral	101-122-8	.455
TOTALS	565-592-39	.489

MSU IN DOMES/RETRACTABLE ROOF STADIUMS ...

Dome	Record	Pct.
Astrodome	1-2	.333
Carrier Dome	1-0	1.000
Georgia Dome	1-3	.250
NRG Stadium	0-1	.000
Superdome	7-2	.778
Tropicana Field	1-0	1.000
TOTALS	11-8	.579

(last dome game: def. Louisiana Lafayette, 38-28, in New Orleans, La., on Aug. 31, 2019)

MSU ON ARTIFICIAL TURF ...

40-47 (last field turf game: lost at Kentucky, 2-24, on Oct. 10, 2020 in Lexington)
[NOTE: includes four wins that were forfeited from 1975-77 and one win that was vacated in 2018.]

MSU'S RECORD BY DECADE ...

Decade	Record	Pct.
1890s	0-6	.000
1900s	27-28-5	.492
1910s	54-21-4	.709
1920s	38-37-10	.506
1930s	46-48-3	.490
1940s	57-25-4	.686
1950s	45-45-4	.500
1960s	31-63-5	.338
1970s	36-73-2	.333
1980s	50-62-0	.446
1990s	64-50-2	.560
2000s	42-76-0	.356
2010s	75-58-0	.564
TOTALS	565-592-39	.489

MSU'S RECORD BY MONTH ...

Month	Record	Pct.
August	4-6	.400
September	135-104-2	.564
October	236-218-19	.519
November	170-238-17	.420
December	18-20-1	.474
January	2-6	.250
TOTALS	565-592-39	.489

MSU'S RECORD BY DAY ...

Day	Record	Pct.
Sunday	3-4	.429
Monday	5-3-1	.611
Tuesday	3-4	.529
Wednesday	4-1	.800
Thursday	24-27-2	.472
Friday	30-20-2	.596
Saturday	496-533-34	.483
TOTALS	565-592-39	.489

MSU'S RECORD IN ...

Season Openers \$&	83-35-2	.700
@ Home \$&	55-16-1	.801
@ Away Sites	20-10-1	.661
@ Neutral Sites	7-9	.438
vs. SEC opponents	7-12	.368
vs. Non-SEC opponents \$&	76-23-2	.782
Home Openers* \$&	85-32-2	.723
vs. SEC opponents	9-8	.529
vs. Non-SEC opp. \$&	76-23-2	.784
Road Openers % \$&	54-59-6	.479
vs. SEC opponents	11-33-1	.256
vs. Non-SEC opp. \$&	43-26-5	.628
SEC Openers	30-55-2	.356
@ Home	13-16	.448
@ Away Sites	13-29-1	.314
@ Neutral Sites	4-10-1	.300
SEC Home Openers^	31-41-2	.432
SEC Road Openers	24-62-1	.282

* — MSU did not play a home game in 1895

% — MSU did not play a road game in 1906

^ — MSU did not play a home SEC game in the following years: 1939, 1944, 1946, 1954, 1966, 1968, 1970, 1972, 1975, 1976, 1977, 1979, 1980

& — All wins in 1975-77 were forfeited by the NCAA, except the 1975 Memphis and North Texas games

\$ — All wins in 2018 were vacated by the NCAA Committee on Infractions

LAST MSU SEC RECORD OF...

0-1: 2018**	3-0: 2014
0-2: 2018**	3-1: 2012
0-3: 2011**	3-2: 2017
0-4: 2011**	3-3: 2017
0-5: 2006	3-4: 2018
0-6: 2005	3-5: 2019
0-7: 2005	3-6: Never
0-8: 2002	3-7: 2020

1-0: 2020	4-0: 2014
1-1: 2020	4-1: 1981
1-2: 2020	4-2: 2000
1-3: 2020	4-3: 2017
1-4: 2020	4-4: 2018
1-5: 2013	
1-6: 2011	5-0: 2014
1-7: 2006	5-1: 1999

2-0: 2014	5-2: 1999
2-1: 2000	5-3: 1994
2-2: 2017	6-0: Never
2-3: 2018	6-1: 2014
2-4: 2020	6-2: 1999

2-5: 2020	
2-6: 2020	7-0: Never
2-7: 2020	7-1: 2014

LAST MSU RECORD OF...

0-1: 2016**	4-0: 2014
0-2: 2006**	4-1: 2000
0-3: 2006**	4-2: 2018
0-4: 2003**	4-3: 2018
0-5: Never**	4-4: 2013
0-6: Never**	4-5: 2019
0-7: Never**	4-6: 2019
0-8: Never**	4-7: 2020
0-9: Never**	4-8: 2008

0-10: Never**	5-0: 2014
0-11: Never**	5-1: 1998
	5-2: 2017
1-0: 2020	5-3: 2018
1-1: 2020	5-4: 2011
1-2: 2020	5-5: 2011
1-3: 2020	5-6: 2019
1-4: 2020	5-7: 2016

1-5: 2006	
1-6: 1988	
1-7: 1988	6-0: 2014
1-8: 1988	6-1: 1986
1-9: 1988	6-2: 2017
1-10: 1988	6-3: 2018

6-4: 2018	6-5: 2007
2-0: 2018	6-6: 2019
2-1: 2019	6-7: 2019

2-2: 2016	
2-3: 2016	
2-4: 2020	7-0: 2014
2-5: 2020	7-1: 2012
2-6: 2020	7-2: 2017
2-7: 2020	7-3: 2017
2-8: 2005	7-4: 2018
2-9: 2003	7-5: 2007
2-10: 2003	

	8-0: 2014
3-0: 2018	8-1: 1999
3-1: 2019	8-2: 1999
3-2: 2019	8-3: 2017
3-3: 2019	8-4: 2018
3-4: 2019	8-5: 2018

3-5: 2019	
3-6: 2004	9-0: 2014
3-7: 2020	9-1: 2014
3-8: 2006	9-2: 1999
3-9: 2006	9-3: 1980
	9-4: 2017

	10-0: Never\$
	10-1: 2014
	10-2: 2014
	10-3: 2014

** — Reflects on-field results

(MSU was 2-9 in 1975 and 0-11 in 1976 and 1977 due to wins forfeited and 0-5 in 2018 due to wins vacated.)

\$ — 10-0-1 in 1940

LONGEST WINNING STREAKS

	Wins	Span	Ended Against
1.	13	10/17/1942 - 11/11/1944	at Alabama (L, 0-19, 11/18/1944)
2.	12	11/23/2013 - 11/8/2014	at Alabama (L, 20-25, 11/15/2014)
3.	10	10/19/1940 - 10/4/1941	at LSU (T, 0-0, 10/11/1941)
4.	9	11/26/2011 - 10/20/2012	at Alabama (L, 7-38, 10/27/2012)
5.	8	9/4/1999 - 11/4/1999	at Alabama (L, 7-19, 11/13/1999)
	8	11/28/1918 - 11/8/1919	vs. Auburn (at Birmingham) (L, 0-7, 11/15/1919)

LONGEST HOME WINNING STREAK:

20 games (9/23/1939 - 11/22/1947)

LONGEST ROAD WINNING STREAK (NO NEUTRAL SITES):

8 games (11/11/1939 - 10/4/1941)

LONGEST ROAD WINNING STREAK (INCLUDES NEUTRAL SITES):

8 games (10/17/1942 - 11/11/1944)

LONGEST SEC WINNING STREAKS

	Wins	Span	Ended Against
1.	8	11/14/1998 - 11/4/1999	at Alabama (L, 7-19, 11/13/1999)
	8	10/17/1942 - 11/11/1944	at Alabama (L, 0-19, 11/18/1944)
3.	7	11/23/2013 - 11/1/2014	at Alabama (L, 20-25, 11/15/2014)
	7	9/20/1980 - 10/24/1981	at Alabama (L, 10-13, 10/31/1981)
5.	5	11/9/1940 - 10/4/1941	at LSU (T, 0-0, 10/11/1941)
6.	4	9/24/1955 - 10/22/1955	at Auburn (L, 26-27, 11/5/1955)
	4	11/26/2011 - 10/13/2012	at Alabama (L, 7-38, 10/27/2012)

LONGEST SEC HOME WINNING STREAK:

11 games (9/5/1998 - 11/11/2000)

LONGEST SEC ROAD WINNING STREAK (NO NEUTRAL SITES):

6 games (11/11/1939 - 10/4/1941)

LONGEST SEC ROAD WINNING STREAK (INCLUDES NEUTRAL SITES):

7 games (10/17/1942 - 11/11/1944)

LONGEST UNBEATEN STREAKS

	Games	Span (Wins, Ties)	Ended Against
1.	21	11/4/1939 - 11/8/1941 (19W, 2T)	at Duquesne (L, 0-16, 11/15/1941)
2.	13	10/17/1942 - 11/11/1944 (13W)	at Alabama (L, 0-19, 11/18/1944)
3.	12	11/23/2013 - 11/8/2014	at Alabama (L, 20-25, 11/15/2014)
4.	9	11/26/2011 - 10/20/2012 (9W)	at Alabama (L, 7-38, 10/27/2012)
5.	8	9/4/1999 - 11/4/1999 (8W)	at Alabama (L, 7-19, 11/13/1999)
	8	11/28/1918 - 11/8/1919 (8W)	vs. Auburn (at Birmingham) (L, 0-7, 11/15/1919)

LONGEST SEC UNBEATEN STREAKS

	Games	Span (Wins, Ties)	Ended Against
1.	12	11/1/1939 - 11/29/1941 (10W, 2T)	at Alabama (L, 6-21, 10/3/1942)
2.	8	11/14/1998 - 11/4/1999 (8W)	at Alabama (L, 7-19, 11/13/1999)
	8	10/17/1942 - 11/11/1944 (8W)	at Alabama (L, 0-19, 11/18/1944)
4.	7	11/23/2013 - 11/1/2014 (7W)	at Alabama (L, 20-25, 11/15/2014)
	7	9/20/1980 - 10/24/1981 (7W)	at Alabama (L, 10-13, 10/31/1981)
6.	4	9/24/1955 - 10/22/1955 (4W)	at Auburn (L, 26-27, 11/5/1955)
	4	11/26/2011 - 10/13/2012 (4W)	at Alabama (L, 7-38, 10/27/2012)



Quarterback Dak Prescott led Mississippi State on a 12-game win streak from 2013-14.

LONGEST LOSING STREAKS

	Losses	Span	Ended Against
1.	11	10/14/1967 - 10/12/1968	vs. Texas Tech (at Jackson) (T, 28-28, 10/19/1968)
2.	10	9/10/1988 - 11/26/1988	VANDERBILT (W, 42-7, 9/2/1989)
3.	8	10/15/1966 - 9/30/1967	at Texas Tech (W, 7-3, 10/7/1967)
	8	10/16/1965 - 9/24/1966	RICHMOND (W, 20-0, 10/1/1966)
5.	7	9/24/1983 - 11/5/1983	at LSU (W, 45-26, 11/12/1983)
	7	10/25/1958 - 10/3/1959	ARKANSAS STATE (W, 49-14, 10/10/1959)
	7	9/24/2005 - 11/19/2005	OLE MISS (W, 35-14, 11/26/2005)

LONGEST SEC LOSING STREAKS

	Losses	Span	Ended Against
1.	19	10/22/1965 - 10/5/1968	vs. Texas Tech (at Jackson) (T, 28-28, 10/19/1968) ¹
2.	13	10/4/1958 - 11/28/1959	vs. Tennessee (at Memphis) (T, 0-0, 10/1/1960)
3.	11	9/23/1989 - 11/3/1990	vs. LSU (at Jackson) (W, 34-22, 11/17/1990)
4.	10	11/6/2004 - 11/19/2005	OLE MISS (W, 35-14, 11/26/2005)
5.	9	10/18/2003 - 10/2/2004	FLORIDA (W, 38-31, 10/23/2004)
	9	9/19/2002 - 9/27/2003	VANDERBILT (W, 30-21, 10/4/2003)
	9	10/25/1986 - 11/14/1987	vs. Ole Miss (at Jackson) (W, 30-20, 11/21/1987)

LONGEST WINLESS STREAKS

	Games	Span	Ended Against
1.	17	10/14/1967 - 11/30/1968 (15L, 2T)	RICHMOND (W, 17-14, 9/20/1969)
2.	10	9/10/1988 - 11/26/1988 (10L)	VANDERBILT (W, 42-7, 9/2/1989)
	10	11/27/1948 - 11/26/1949 (9L, 1T)	ARKANSAS STATE (W, 67-0, 9/23/1950)
4.	8	10/15/1966 - 9/30/1967 (8L)	at Texas Tech (W, 7-3, 10/7/1967)
	8	10/16/1965 - 9/24/1966 (8L)	RICHMOND (W, 20-0, 10/1/1966)

LONGEST SEC WINLESS STREAKS

	Games	Span	Ended Against
1.	29	10/22/1965 - 9/19/1970 (27L, 2T)	vs. Vanderbilt (at Memphis) (W, 20-6, 9/26/1970)
2.	22	10/4/1958 - 11/4/1961 (21L, 1T)	vs. Auburn (at Birmingham) (W, 11-10, 11/11/1961)
3.	11	9/23/1989 - 11/3/1990 (11L)	LSU (W, 34-22, 11/17/1990)
4.	10	11/6/2004 - 11/19/2005	OLE MISS (W, 35-14, 11/26/2005)
5.	9	10/18/2003 - 10/2/2004 (9L)	FLORIDA (W, 38-31, 10/23/2004)
	9	9/19/2002 - 9/27/2003 (9L)	VANDERBILT (W, 30-21, 10/4/2003)
	9	10/25/1986 - 11/14/1987 (9L)	vs. Ole Miss (at Jackson) (W, 30-20, 11/21/1987)

LONGEST WITHOUT BEING SHUTOUT

	Games	Span	Ended Against
1.	125	9/5/2009 - 11/3/2018 (76-49)	at Alabama (L, 0-24, 11/10/2018)
2.	90	11/18/1978 - 11/1/1986 (44-46-0)	vs. LSU (at Jackson) (L, 0-47, 11/15/1986)
3.	76	11/10/1990 - 9/27/1997 (39-35-2)	at Georgia (L, 0-47, 10/4/1997)
4.	45	10/11/1997 - 9/20/2001 (31-14-0)	at Florida (L, 0-52, 9/29/2001)
5.	40	11/9/1974 - 9/23/1978 (8-32-0)	at Florida (L, 0-34, 9/30/1978)

LONGEST WIN STREAKS AGAINST SAME OPPONENT

	Games	Span	Opponent
1.	14	9/23/1950 - 10/24/1992	Arkansas State
2.	13	11/30/1911 - 10/24/1925	Ole Miss
3.	12	9/3/1994 - Present	Memphis
4.	9	11/10/1951 - 10/28/1961	Memphis
5.	9	9/20/1934 - Present	Samford

** — All streaks reflect on-field results

¹ — Texas Tech was an appointed conference game for MSU in 1968



MSU has won 12-straight games against Memphis. In the last meeting, Sept. 1, 2011, Vick Ballard rushed for three TDs.

**ABILENE CHRISTIAN (MSU, 1-0)**

11/23/2019:	MSU, 45-7	at Starkville
-------------	-----------	---------------

*at Starkville: MSU, 1-0***AIR FORCE (AFA, 1-0)**

12/29/1991:	AFA, 38-15	at Memphis, Tenn.
-------------	------------	-------------------

*at Neutral Sites: AFA, 1-0***ALABAMA (UA, 84-18-3)***

10/24/1896:	UA, 20-0	at Tuscaloosa, Ala.
11/26/1901:	UA, 45-0	at Tuscaloosa, Ala.
11/8/1902:	UA, 27-0	at Tuscaloosa, Ala.
10/16/1903:	MSU, 11-0	at Columbus, Miss.
10/15/1904:	UA, 6-0	at Columbus, Miss.
10/14/1905:	UA, 34-0	at Tuscaloosa, Ala.
11/3/1906:	UA, 16-4	at Starkville
10/20/1911:	Tied, 6-6	at Columbus, Miss.
10/18/1912:	MSU, 7-0	at Aberdeen, Miss.
11/27/1913:	MSU, 7-0	at Birmingham, Ala.
11/26/1914:	MSU, 9-0	at Birmingham, Ala.
11/27/1919:	UA, 14-6	at Birmingham, Ala.
11/25/1920:	UA, 24-7	at Birmingham, Ala.
11/24/1921:	Tied, 7-7	at Birmingham, Ala.
11/30/1922:	UA, 59-0	at Birmingham, Ala.
10/31/1925:	UA, 6-0	at Tuscaloosa, Ala.
10/9/1926:	UA, 26-7	at Meridian, Miss.
10/29/1927:	UA, 13-7	at Tuscaloosa, Ala.
10/13/1928:	UA, 46-0	at Starkville
10/10/1931:	UA, 53-0	at Meridian, Miss.
10/1/1932:	UA, 53-0	at Montgomery, Ala.
10/14/1933:	UA, 18-0	at Tuscaloosa, Ala.
10/13/1934:	UA, 41-0	at Tuscaloosa, Ala.
10/12/1935:	MSU, 20-7	at Tuscaloosa, Ala.
10/10/1936:	UA, 7-0	at Tuscaloosa, Ala.
10/28/1939:	UA, 7-0	at Tuscaloosa, Ala.
11/30/1940:	MSU, 13-0	at Tuscaloosa, Ala.
10/4/1941:	MSU, 14-0	at Tuscaloosa, Ala.
10/3/1942:	UA, 21-6	at Tuscaloosa, Ala.
11/18/1944:	UA, 19-0	at Tuscaloosa, Ala.
12/1/1945:	UA, 55-13	at Tuscaloosa, Ala.
11/30/1946:	UA, 24-7	at Tuscaloosa, Ala.
10/23/1948:	UA, 10-7	at Starkville
10/22/1949:	UA, 35-6	at Tuscaloosa, Ala.
10/28/1950:	UA, 14-7	at Tuscaloosa, Ala.
10/27/1951:	UA, 7-0	at Starkville
10/25/1952:	UA, 42-19	at Tuscaloosa, Ala.
10/24/1953:	Tied, 7-7	at Tuscaloosa, Ala.
10/23/1954:	MSU, 12-7	at Tuscaloosa, Ala.
10/22/1955:	MSU, 26-7	at Tuscaloosa, Ala.
10/27/1956:	UA, 13-12	at Tuscaloosa, Ala.
10/26/1957:	MSU, 25-13	at Tuscaloosa, Ala.
10/25/1958:	UA, 9-7	at Starkville
10/31/1959:	UA, 10-0	at Tuscaloosa, Ala.
10/29/1960:	UA, 7-0	at Starkville
11/4/1961:	UA, 24-0	at Tuscaloosa, Ala.
11/3/1962:	UA, 20-0	at Starkville
11/2/1963:	UA, 20-19	at Tuscaloosa, Ala.
10/31/1964:	UA, 23-6	at Jackson, Miss.
10/30/1965:	UA, 10-7	at Jackson, Miss.
10/29/1966:	UA, 27-14	at Tuscaloosa, Ala.
11/4/1967:	UA, 13-0	at Tuscaloosa, Ala.
11/2/1968:	UA, 20-13	at Tuscaloosa, Ala.
11/1/1969:	UA, 23-19	at Jackson, Miss.
10/31/1970:	UA, 35-6	at Tuscaloosa, Ala.
10/30/1971:	UA, 41-10	at Jackson, Miss.
11/4/1972:	UA, 58-14	at Tuscaloosa, Ala.
11/3/1973:	UA, 35-0	at Jackson, Miss.
11/2/1974:	UA, 35-0	at Tuscaloosa, Ala.
11/1/1975:	UA, 21-10	at Jackson, Miss.
10/30/1976:	UA, 34-17	at Tuscaloosa, Ala.
10/29/1977:	UA, 37-7	at Jackson, Miss.
11/4/1978:	UA, 35-14	at Birmingham, Ala.
11/3/1979:	UA, 24-7	at Tuscaloosa, Ala.
11/1/1980:	MSU, 6-3	at Jackson, Miss.
10/31/1981:	UA, 13-10	at Tuscaloosa, Ala.
10/30/1982:	UA, 20-12	at Jackson, Miss.
10/29/1983:	UA, 35-18	at Tuscaloosa, Ala.
11/3/1984:	UA, 24-20	at Jackson, Miss.
11/2/1985:	UA, 44-28	at Tuscaloosa, Ala.
11/1/1986:	UA, 38-3	at Starkville
10/31/1987:	UA, 21-18	at Birmingham, Ala.

10/29/1988:	UA, 53-34	at Starkville
11/4/1989:	UA, 23-10	at Birmingham, Ala.
11/3/1990:	UA, 22-0	at Starkville
11/2/1991:	UA, 13-7	at Tuscaloosa, Ala.
11/14/1992:	UA, 30-21	at Starkville
11/13/1993:	*UA, 36-25	at Tuscaloosa, Ala.
11/12/1994:	UA, 29-25	at Starkville
11/11/1995:	UA, 14-9	at Tuscaloosa, Ala.
11/16/1996:	MSU, 17-16	at Starkville
11/15/1997:	MSU, 32-20	at Tuscaloosa, Ala.
11/14/1998:	MSU, 26-14	at Starkville
11/13/1999:	UA, 19-7	at Tuscaloosa, Ala.
11/11/2000:	MSU, 29-7	at Starkville
11/10/2001:	UA, 24-17	at Tuscaloosa, Ala.
11/9/2002:	UA, 28-14	at Tuscaloosa, Ala.
11/8/2003:	UA, 38-0	at Starkville
11/6/2004:	UA, 30-14	at Tuscaloosa, Ala.
11/5/2005:	UA, 17-0	at Starkville
11/4/2006:	MSU, 24-16	at Tuscaloosa, Ala.
11/10/2007:	MSU, 17-12	at Starkville
11/15/2008:	UA, 32-7	at Tuscaloosa, Ala.
11/14/2009:	UA, 31-3	at Starkville
11/13/2010:	UA, 30-10	at Tuscaloosa, Ala.
11/12/2011:	UA, 24-7	at Starkville
10/27/2012:	UA, 38-7	at Tuscaloosa, Ala.
11/16/2013:	UA, 20-7	at Starkville
11/15/2014:	UA, 25-20	at Tuscaloosa, Ala.
11/14/2015:	UA, 31-6	at Starkville
11/12/2016:	UA, 51-3	at Tuscaloosa, Ala.
11/11/2017:	UA, 31-24	at Starkville
11/10/2018:	UA, 24-0	at Tuscaloosa, Ala.
11/16/2019:	UA, 38-7	at Starkville
10/31/2020:	UA, 41-0	at Tuscaloosa, Ala.

*at Starkville: UA, 20-4**at Tuscaloosa: UA, 45-9-1**at Neutral Sites: UA, 19-5-2***ALCORN STATE (MSU, 2-0)**

10/2/2010:	MSU, 49-16	at Starkville
9/7/2013:	MSU, 51-7	at Starkville

*at Starkville: MSU, 2-0***ARKANSAS (UA, 17-12-1)^**

11/30/1916:	MSU, 20-7	at Memphis, Tenn.
9/30/1939:	MSU, 19-0	at Memphis, Tenn.
11/7/1992:	MSU, 10-3	at Starkville
11/6/1993:	Tied, 13-13	at Little Rock, Ark.
11/5/1994:	MSU, 17-7	at Starkville
11/4/1995:	UA, 26-21	at Little Rock, Ark.
11/23/1996:	UA, 16-13	at Starkville
11/22/1997:	UA, 17-7	at Fayetteville, Ark.
11/21/1998:	MSU, 22-21	at Starkville
11/20/1999:	UA, 14-9	at Little Rock, Ark.
11/18/2000:	UA, 17-10 (OT)	at Starkville
11/17/2001:	UA, 24-21	at Fayetteville, Ark.
11/23/2002:	UA, 26-19	at Starkville
11/22/2003:	UA, 52-6	at Fayetteville, Ark.
11/20/2004:	UA, 24-21	at Starkville
11/19/2005:	UA, 44-10	at Little Rock, Ark.
11/18/2006:	UA, 28-14	at Starkville
11/17/2007:	UA, 45-31	at Little Rock, Ark.
11/22/2008:	MSU, 31-28	at Starkville
11/21/2009:	UA, 42-21	at Little Rock, Ark.
11/20/2010:	UA, 38-31 (2OT)	at Starkville
11/19/2011:	UA, 44-17	at Little Rock, Ark.
11/17/2012:	MSU, 45-14	at Starkville
11/23/2013:	MSU, 24-17 (OT)	at Little Rock, Ark.
11/1/2014:	MSU, 17-10	at Starkville
11/21/2015:	MSU, 51-50	at Fayetteville, Ark.
11/19/2016:	UA, 58-42	at Starkville
11/18/2017:	MSU, 28-21	at Fayetteville, Ark.
11/17/2018:	*MSU, 52-6	at Starkville
11/2/2019:	MSU, 54-24	at Fayetteville, Ark.
10/3/2020:	UA, 14-21	at Starkville

*at Starkville: UA, 8-6**at Fayetteville: Tied, 3-3**at Little Rock: UA, 6-1-1**at Neutral Sites: MSU, 2-0***ARKANSAS MONTICELLO (MSU, 1-0)¹**

10/14/1944:	MSU, 49-20	at Starkville
-------------	------------	---------------

*at Starkville: MSU, 1-0*¹ *Previously Arkansas A&M***ARKANSAS STATE (MSU, 15-0-1)**

9/23/1950:	MSU, 67-0	at Starkville
9/22/1951:	MSU, 32-0	at Starkville
10/4/1952:	MSU, 41-14	at Starkville
10/2/1954:	MSU, 46-13	at Starkville
10/20/1956:	MSU, 19-9	at Starkville
10/12/1957:	MSU, 47-13	at Starkville
10/18/1958:	MSU, 38-0	at Starkville
10/10/1959:	MSU, 49-14	at Starkville
10/8/1960:	MSU, 29-9	at Starkville
10/14/1961:	MSU, 38-0	at Starkville
9/11/1982:	MSU, 31-10	at Starkville
9/7/1985:	MSU, 22-14	at Starkville
10/11/1986:	MSU, 24-9	at Starkville
10/24/1992:	MSU, 56-6	at Starkville
10/23/1993:	Tied, 15-15	at Starkville
10/1/1994:	MSU, 49-3	at Starkville

*at Starkville: MSU, 15-0-1***ARMY (MSU, 1-0)**

1935:	MSU, 13-7	at West Point, Miss.
-------	-----------	----------------------

*at West Point: MSU, 1-0***AUBURN (AU, 65-26-2)^***

10/27/1905:	AU, 18-0	at Columbus, Miss.
10/8/1910:	AU, 6-0	at Auburn, Ala.
10/27/1911:	AU, 11-5	at Birmingham, Ala.
10/26/1912:	AU, 7-0	at Birmingham, Ala.
10/25/1913:	AU, 34-0	at Birmingham, Ala.
10/24/1914:	AU, 19-0	at Birmingham, Ala.
10/23/1915:	AU, 26-0	at Birmingham, Ala.
10/27/1916:	AU, 7-3	at Birmingham, Ala.
10/27/1917:	AU, 13-6	at Birmingham, Ala.
11/15/1919:	AU, 7-0	at Birmingham, Ala.
11/12/1927:	MSU, 7-0	at Birmingham, Ala.
11/17/1928:	MSU, 13-0	at Birmingham, Ala.
11/15/1930:	MSU, 7-6	at Birmingham, Ala.
10/16/1937:	AU, 33-7	at Birmingham, Ala.
10/14/1938:	AU, 20-6	at Montgomery, Ala.
10/14/1939:	AU, 7-0	at Birmingham, Ala.
10/12/1940:	Tied, 7-7	at Birmingham, Ala.
11/8/1941:	MSU, 14-7	at Birmingham, Ala.
10/31/1942:	MSU, 6-0	at Birmingham, Ala.
11/1/1944:	MSU, 26-21	at Birmingham, Ala.
10/6/1945:	MSU, 20-0	at Birmingham, Ala.
11/9/1946:	MSU, 33-0	at Birmingham, Ala.
11/8/1947:	MSU, 14-0	at Birmingham, Ala.
11/6/1948:	MSU, 20-0	at Birmingham, Ala.
11/5/1949:	AU, 25-6	at Auburn, Ala.
11/4/1950:	MSU, 27-0	at Starkville
11/8/1952:	MSU, 49-34	at Auburn, Ala.
10/10/1953:	Tied, 21-21	at Starkville
11/5/1955:	AU, 27-26	at Auburn, Ala.
11/10/1956:	AU, 27-20	at Auburn, Ala.
11/9/1957:	AU, 15-7	at Birmingham, Ala.
11/8/1958:	AU, 33-14	at Auburn, Ala.
11/7/1959:	AU, 31-0	at Birmingham, Ala.
11/5/1960:	AU, 27-12	at Auburn, Ala.
11/11/1961:	MSU, 11-10	at Birmingham, Ala.
11/10/1962:	AU, 9-3	at Auburn, Ala.
11/9/1963:	MSU, 13-10	at Jackson, Miss.
11/7/1964:	AU, 12-3	at Auburn, Ala.
11/6/1965:	AU, 25-18	at Birmingham, Ala.
11/5/1966:	AU, 13-0	at Jackson, Miss.
11/11/1967:	AU, 36-0	at Auburn, Ala.
9/28/1968:	AU, 26-0	at Jackson, Miss.
11/8/1969:	AU, 52-13	at Auburn, Ala.
11/7/1970:	AU, 56-0	at Birmingham, Ala.
11/6/1971:	AU, 30-21	at Auburn, Ala.
9/9/1972:	AU, 14-3	at Jackson, Miss.
11/10/1973:	AU, 31-17	at Auburn, Ala.
11/9/1974:	AU, 24-20	at Jackson, Miss.
11/8/1975:	*Tied, 21-21	at Auburn, Ala.
11/6/1976:	*MSU, 28-19	at Jackson, Miss.
11/5/1977:	*MSU, 27-13	at Auburn, Ala.
11/11/1978:	AU, 6-0	at Starkville

11/10/1979:	AU, 14-3	at Auburn, Ala.
10/25/1980:	MSU, 24-21	at Jackson, Miss.
10/24/1981:	MSU, 21-17	at Auburn, Ala.
10/23/1982:	AU, 35-17	at Starkville
10/22/1983:	AU, 28-13	at Auburn, Ala.
10/27/1984:	AU, 24-21	at Starkville
10/26/1985:	AU, 21-9	at Auburn, Ala.
10/25/1986:	AU, 35-6	at Starkville
10/24/1987:	AU, 38-7	at Auburn, Ala.
10/22/1988:	AU, 33-0	at Auburn, Ala.
10/28/1989:	AU, 14-0	at Auburn, Ala.
10/27/1990:	AU, 17-16	at Starkville
10/26/1991:	AU, 24-17	at Auburn, Ala.
10/10/1992:	MSU, 14-7	at Starkville
10/9/1993:	AU, 31-17	at Auburn, Ala.
10/8/1994:	AU, 42-18	at Starkville
10/7/1995:	AU, 48-20	at Auburn, Ala.
10/12/1996:	AU, 49-15	at Starkville
11/1/1997:	MSU, 20-0	at Auburn, Ala.
10/10/1998:	MSU, 38-21	at Starkville
10/9/1999:	MSU, 18-16	at Auburn, Ala.
10/7/2000:	MSU, 17-10	at Starkville
10/6/2001:	AU, 16-14	at Auburn, Ala.
9/19/2002:	AU, 42-14	at Starkville
10/18/2003:	AU, 45-13	at Auburn, Ala.
9/11/2004:	AU, 43-14	at Starkville
9/10/2005:	AU, 28-0	at Auburn, Ala.
9/9/2006:	AU, 34-0	at Starkville
9/15/2007:	MSU, 19-14	at Auburn, Ala.
9/13/2008:	AU, 3-2	at Starkville
9/12/2009:	AU, 49-24	at Auburn, Ala.
9/9/2010:	AU, 17-14	at Starkville
9/10/2011:	AU, 41-34	at Auburn, Ala.
9/8/2012:	MSU, 28-10	at Starkville
9/14/2013:	AU, 24-20	at Auburn, Ala.
10/11/2014:	MSU, 38-23	at Starkville
9/26/2015:	MSU, 17-9	at Auburn, Ala.
10/8/2016:	AU, 38-14	at Starkville
9/30/2017:	AU, 49-10	at Auburn, Ala.
10/6/2018:	^MSU, 23-9	at Starkville
9/28/2019:	AU, 56-23	at Auburn, Ala.
12/12/2020:	AU, 24-10	at Starkville
<i>at Starkville: AU, 14-6-1</i>		
<i>at Auburn: AU, 30-7</i>		
<i>at Neutral Sites: AU, 21-13-1</i>		

BAYLOR (BU, 2-1-1)

9/12/1948:	Tied, 7-7	at Memphis, Tenn.
10/1/1949:	BU, 14-6	at Starkville
10/7/1950:	BU, 14-7	at Shreveport, La.
9/16/1995:	MSU, 30-21	at Waco, Texas
<i>at Starkville: BU, 1-0</i>		
<i>at Waco: MSU, 1-0</i>		
<i>at Neutral Sites: BU, 1-0-1</i>		

BIRMINGHAM-SOUTHERN (MSU, 8-0)

10/2/1909:	MSU, 21-0	at Starkville
11/12/1910:	MSU, 46-0	at Starkville
11/3/1911:	MSU, 62-0	at Starkville
10/1/1921:	MSU, 20-7	at Starkville
10/7/1922:	MSU, 14-0	at Starkville
9/25/1926:	MSU, 19-7	at Birmingham, Ala.
10/1/1927:	MSU, 27-0	at Starkville
11/4/1939:	MSU, 28-0	at Starkville
<i>at Starkville: MSU, 7-0</i>		
<i>at Birmingham: MSU, 1-0</i>		

BOWLING GREEN (MSU, 1-0)

10/13/2013:	MSU, 21-20	at Starkville
<i>at Starkville: MSU, 1-0</i>		

BYU (TIED, 2-2)

9/14/2000:	MSU, 44-28	at Provo, Utah
12/1/2001:	BYU, 41-38	at Starkville
10/14/2016:	BYU, 28-21 (2OT)	at Provo, Utah
10/14/2017:	MSU, 35-10	at Starkville
<i>at Starkville: Tied, 1-1</i>		
<i>at Provo: Tied, 1-1</i>		

CAL POLY POMONA (CPP, 1-0)*

10/2/1976:	*MSU, 38-0	at Starkville
<i>at Starkville: CPP, 1-0</i>		

CAL STATE FULLERTON (MSU, 2-0)

9/15/1990:	MSU, 27-13	at Starkville
8/31/1991:	MSU, 47-3	at Starkville
<i>at Starkville: MSU, 2-0</i>		

CAMP SHELBY (MSU, 1-0)

11/9/1918:	MSU, 12-0	at Starkville
<i>at Starkville: MSU, 1-0</i>		

CENTENARY (CC, 1-0-2)

11/10/1928:	Tie, 6-6	at Starkville
10/30/1937:	Tie, 0-0	at Shreveport, La.
11/12/1938:	CC, 19-0	at Meridian, Miss.
<i>at Starkville: Tied 0-0-1</i>		
<i>at Shreveport: Tied 0-0-1</i>		
<i>at Neutral Sites: CC, 1-0</i>		

CHARLESTON SOUTHERN (MSU, 1-0)

9/2/2017:	MSU, 49-0	at Starkville
<i>at Starkville: MSU, 1-0</i>		

CHATTANOOGA (MSU, 4-0)

11/13/1909:	MSU, 37-6	at Starkville
10/14/1916:	MSU, 33-0	at Chattanooga, Tenn.
9/29/1946:	MSU, 41-7	at Starkville
9/26/1947:	MSU, 19-0	at Starkville
<i>at Starkville: MSU, 3-0</i>		
<i>at Chattanooga: MSU, 1-0</i>		

CHRISTIAN BROTHERS (TIED, 0-0-1)

10/26/1901:	Tied, 0-0	at Memphis, Tenn.
<i>at Memphis: Tied, 0-0-1</i>		

CINCINNATI (TIED, 1-1)

10/16/1948:	MSU, 27-0	at Starkville
10/15/1949:	UC, 19-0	at Cincinnati, Ohio
<i>at Starkville: MSU, 1-0</i>		
<i>at Cincinnati: UC, 1-0</i>		

CLEMSON (TIED 1-1-1)

10/9/1948:	CU, 21-7	at Starkville
10/8/1949:	Tied, 7-7	at Clemson, S.C.
12/30/1999:	MSU, 17-7	at Atlanta, Ga.
<i>at Starkville: CU, 1-0</i>		
<i>at Clemson: Tied 0-0-1</i>		
<i>at Neutral Sites: MSU, 1-0</i>		

COLORADO STATE (MSU, 2-0)

10/10/1981:	MSU, 37-27	at Fort Collins, Colo.
9/8/1984:	MSU, 14-9	at Starkville
<i>at Starkville: MSU, 1-0</i>		
<i>at Fort Collins: MSU, 1-0</i>		

CUMBERLAND (CU, 3-2)

10/17/1902:	CU, 15-6	at Starkville
11/18/1904:	CU, 27-5	at Starkville
11/18/1905:	CU, 27-5	at Starkville
10/9/1909:	MSU, 34-6	at Starkville
10/10/1914:	MSU, 77-0	at Starkville
<i>at Starkville: CU, 3-2</i>		

DELTA STATE (MSU, 1-0)

9/25/1937:	MSU, 39-0	at Starkville
<i>at Starkville: MSU, 1-0</i>		

DETROIT (MSU, 1-0)

10/13/1945:	MSU, 41-6	at Memphis, Tenn.
<i>at Neutral Sites: MSU, 1-0</i>		

DRAKE (DU, 1-0)

11/25/1922:	DU, 48-6	at Starkville
<i>at Starkville: DU, 1-0</i>		

DRURY COLLEGE (MSU, 1-0)

10/30/1907:	MSU, 6-0	at Starkville
<i>at Starkville: MSU, 1-0</i>		

DUQUESNE (TIED 3-3)

1/1/1937:	DU, 13-12	at Miami, Fla.
12/4/1937:	DU, 9-0	at Starkville
10/21/1938:	MSU, 12-7	at Pittsburgh, Pa.
11/15/1941:	DU, 16-0	at Pittsburgh, Pa.

11/14/1942:	MSU, 28-6	at Starkville
10/18/1947:	MSU, 34-0	at Starkville
<i>at Starkville: MSU, 2-1</i>		
<i>at Pittsburgh: Tied 1-1</i>		
<i>at Neutral Sites: DU, 1-0</i>		
EAST TENNESSEE STATE (MSU, 1-0)		
10/17/1998:	MSU, 53-6	at Starkville
<i>at Starkville: MSU, 1-0</i>		

FLORIDA (UF, 34-19-2)

11/24/1923:	Tied, 13-13	at Jacksonville, Fla.
11/22/1924:	UF, 27-0	at Montgomery, Ala.
11/21/1925:	UF, 12-0	at Tampa, Fla.
12/5/1936:	MSU, 7-0	at Gainesville, Fla.
10/23/1937:	MSU, 14-13	at Starkville
10/1/1938:	MSU, 22-0	at Starkville
10/7/1939:	MSU, 14-0	at Gainesville, Fla.
9/28/1940:	MSU, 27-7	at Gainesville, Fla.
9/27/1941:	MSU, 6-0	at Starkville
10/24/1942:	MSU, 26-12	at Gainesville, Fla.
10/30/1954:	UF, 7-0	at Gainesville, Fla.
9/17/1955:	UF, 20-14	at Gainesville, Fla.
9/22/1956:	UF, 26-0	at Starkville
10/19/1957:	MSU, 29-20	at Gainesville, Fla.
9/27/1958:	MSU, 14-7	at Gainesville, Fla.
9/26/1959:	UF, 14-13	at Gainesville, Fla.
9/22/1962:	UF, 19-9	at Jackson, Miss.
9/28/1963:	Tied, 9-9	at Gainesville, Fla.
9/26/1964:	UF, 16-13	at Jackson, Miss.
9/25/1965:	MSU, 18-13	at Gainesville, Fla.
9/24/1966:	UF, 28-7	at Gainesville, Fla.
9/30/1967:	UF, 24-7	at Jackson, Miss.
10/5/1968:	UF, 31-14	at Gainesville, Fla.
9/27/1969:	UF, 47-35	at Jackson, Miss.
9/19/1970:	UF, 34-13	at Gainesville, Fla.
9/18/1971:	MSU, 13-10	at Jackson, Miss.
9/30/1972:	UF, 28-13	at Gainesville, Fla.
9/29/1973:	MSU, 33-12	at Jackson, Miss.
9/28/1974:	UF, 29-13	at Gainesville, Fla.
9/27/1975:	UF, 27-10	at Jackson, Miss.
9/25/1976:	UF, 34-30	at Gainesville, Fla.
9/24/1977:	UF, 24-22	at Jackson, Miss.
9/30/1978:	UF, 34-0	at Gainesville, Fla.
9/29/1979:	MSU, 24-10	at Jackson, Miss.
9/27/1980:	UF, 21-15	at Gainesville, Fla.
9/26/1981:	MSU, 28-7	at Jackson, Miss.
9/25/1982:	UF, 27-17	at Gainesville, Fla.
9/24/1983:	UF, 35-12	at Starkville
9/29/1984:	UF, 27-12	at Gainesville, Fla.
9/28/1985:	UF, 36-22	at Starkville
9/27/1986:	MSU, 16-10	at Starkville
9/26/1987:	UF, 38-3	at Gainesville, Fla.
9/24/1988:	UF, 17-0	at Gainesville, Fla.
9/30/1989:	UF, 21-0	at Tampa, Fla.
9/29/1990:	UF, 34-21	at Gainesville, Fla.
9/28/1991:	UF, 29-7	at Orlando, Fla.
10/1/1992:	MSU, 30-6	at Starkville
10/2/1993:	UF, 38-24	at Gainesville, Fla.
9/30/2000:	MSU, 47-35	at Starkville
9/29/2001:	UF, 52-0	at Gainesville, Fla.
10/23/2004:	MSU, 38-31	at Starkville
10/8/2005:	UF, 35-9	at Gainesville, Fla.
10/24/2009:	UF, 29-19	at Starkville
10/16/2010:	MSU, 10-7	at Gainesville, Fla.
9/29/2018:	UF, 13-6	at Starkville
<i>at Starkville: MSU, 7-5</i>		
<i>at Gainesville: UF, 19-8-1</i>		
<i>at Neutral Sites: UF, 10-4-1</i>		

FLORIDA STATE (FSU, 7-2)

10/22/1966:	FSU, 10-0	at Tallahassee, Fla.
10/28/1967:	FSU, 24-12	at Tallahassee, Fla.
11/9/1968:	FSU, 27-14	at Starkville
10/25/1969:	FSU, 20-17	at Tallahassee, Fla.
10/9/1971:	FSU, 27-9	at Tallahassee, Fla.
10/14/1972:	FSU, 25-21	at Jackson, Miss.
10/13/1973:	MSU, 37-12	at Tallahassee, Fla.
10/14/1978:	MSU, 55-27	at Starkville
10/13/1979:	FSU, 17-6	at Tallahassee, Fla.
<i>at Starkville: Tied, 1-1</i>		
<i>at Tallahassee: FSU, 5-1</i>		
<i>at Neutral Sites: FSU, 1-0</i>		

**GARDNER-WEBB (MSU, 1-0)**

9/22/2007: MSU, 31-15 at Starkville
at Starkville: MSU, 1-0

GEORGETOWN (MSU, 1-0)

1/1/1941: MSU, 14-7 at Miami, Fla.
at Neutral Sites: MSU, 1-0

GEORGIA (UGA, 19-6)

10/31/1914: MSU, 9-0 at Athens, Ga.
10/14/1950: UGA, 27-0 at Athens, Ga.
10/6/1951: MSU, 6-0 at Starkville
10/6/1956: MSU, 19-7 at Athens, Ga.
10/17/1959: UGA, 15-0 at Atlanta, Ga.
10/15/1960: UGA, 20-17 at Athens, Ga.
10/21/1961: UGA, 10-7 at Atlanta, Ga.
9/17/1966: UGA, 20-17 at Jackson, Miss.
9/23/1967: UGA, 30-0 at Athens, Ga.
10/3/1970: MSU, 7-6 at Jackson, Miss.
10/2/1971: UGA, 35-7 at Athens, Ga.
9/21/1974: MSU, 38-14 at Jackson, Miss.
9/20/1975: UGA, 28-6 at Athens, Ga.
10/2/1982: UGA, 29-22 at Starkville
10/1/1983: UGA, 20-7 at Athens, Ga.
9/17/1988: UGA, 42-35 at Starkville
9/23/1989: UGA, 23-6 at Athens, Ga.
10/5/1996: UGA, 38-19 at Starkville
10/4/1997: UGA, 47-0 at Athens, Ga.
9/24/2005: UGA, 23-10 at Starkville
10/21/2006: UGA, 27-24 at Athens, Ga.
9/25/2010: MSU, 24-12 at Starkville
10/1/2011: UGA, 24-10 at Athens, Ga.
9/23/2017: UGA, 31-3 at Athens, Ga.
11/21/2020: UGA, 31-24 at Athens, Ga.

at Starkville: UGA, 4-2

at Athens: UGA, 12-2

at Neutral Sites: UGA, 3-2

GEORGIA TECH (GT, 5-0)

10/17/1908: GT, 23-0 at Atlanta, Ga.
10/5/1929: GT, 27-13 at Atlanta, Ga.
9/20/2008: GT, 38-7 at Atlanta, Ga.
10/3/2009: GT, 42-31 at Starkville
12/31/2014: GT, 49-34 at Miami, Fla.

at Starkville: GT, 1-0

at Atlanta: GT, 3-0

at Neutral Sites: GT, 1-0

HARDIN-SIMMONS (MSU, 1-0)

10/25/1947: MSU, 27-7 at Starkville
at Starkville: MSU, 1-0

HASKELL INSTITUTE (MSU, 1-0)

11/29/1917: MSU, 7-6 at Memphis, Tenn.
at Neutral Sites: MSU, 1-0

HAVANA ATHLETIC CLUB (MSU, 1-0)

1/1/1912: MSU, 12-0 at Havana, Cuba
at Havana: MSU, 1-0

HENDERSON BROWN (HB, 1-0)

9/27/1929: HB, 7-0 at Starkville
at Starkville: HB, 1-0

HENDERSON STATE (HSU, 1-0)

11/8/1930: HSU, 25-7 at Starkville
at Starkville: HSU, 1-0

HOUSTON (UH, 9-7)

9/29/1956: UH, 18-7 at Houston, Texas
9/24/1960: UH, 14-10 at Starkville
9/30/1961: MSU, 10-7 at Houston, Texas
10/20/1962: MSU, 9-3 at Houston, Texas
10/19/1963: MSU, 20-0 at Starkville
10/24/1964: MSU, 18-13 at Starkville
9/18/1965: MSU, 36-0 at Houston, Texas
10/15/1966: UH, 28-0 at Houston, Texas
10/21/1967: UH, 43-6 at Starkville
10/4/1969: UH, 74-0 at Houston, Texas
10/10/1970: UH, 31-14 at Starkville
10/28/1972: MSU, 27-13 at Starkville

9/20/2003: UH, 42-35 at Houston, Texas
10/22/2005: UH, 28-16 at Starkville
10/10/2009: UH, 31-24 at Starkville
10/9/2010: MSU, 47-24 at Houston, Texas
at Starkville: UH, 5-3
at Houston: Tied, 4-4

ILLINOIS (TIED, 1-1)

11/17/1923: UI, 27-0 at Champaign, Ill.
10/4/1980: MSU, 28-21 at Champaign, Ill.
at Champaign: Tied, 1-1

INDIANA (IU, 3-0)

10/9/1920: IU, 24-0 at Bloomington, Ind.
11/13/1926: IU, 19-6 at Bloomington, Ind.
10/27/1932: IU, 19-0 at Bloomington, Ind.
at Bloomington: IU, 3-0

IOWA (IOWA, 1-0)

1/1/2019: IOWA, 27-22 at Tampa, Fla.
at Neutral Sites: Iowa, 1-0

JACKSON AIR FORCE BASE (MSU, 1-0)

9/30/1944: MSU, 41-0 at Starkville
at Starkville: MSU, 1-0

JACKSON STATE (MSU, 2-0)

9/5/2009: MSU, 45-7 at Starkville
9/1/2012: MSU, 56-9 at Starkville
at Starkville: MSU, 2-0

JACKSONVILLE STATE (MSU, 2-0)

9/14/2002: MSU, 51-13 at Starkville
10/14/2006: MSU, 35-3 at Starkville
at Starkville: MSU, 2-0

KANSAS (MSU, 1-0)

12/31/1981: MSU, 10-0 at Birmingham, Ala.
at Neutral Sites: MSU, 1-0

KANSAS STATE (KSU, 2-1)*^

10/5/1974: MSU, 21-16 at Starkville
10/1/1977: *MSU, 24-21 at Manhattan, Kan.
9/8/2018: ^MSU, 31-10 at Manhattan, Kan.
9/14/2019: KSU, 31-24 at Starkville
at Starkville: Tied, 1-1
at Manhattan: KSU, 1-0

KENTUCKY (TIED, 24-24)*

10/17/1914: UK, 19-13 at Lexington, Ky.
10/16/1915: MSU, 12-0 at Starkville
11/18/1916: UK, 13-3 at Lexington, Ky.
11/10/1917: MSU, 14-0 at Starkville
11/4/1944: MSU, 26-0 at Memphis, Tenn.
11/11/1950: UK, 48-21 at Starkville
10/13/1951: UK, 27-0 at Lexington, Ky.
10/18/1952: MSU, 27-14 at Starkville
10/17/1953: UK, 32-13 at Lexington, Ky.
10/15/1955: MSU, 20-14 at Lexington, Ky.
11/1/1958: UK, 33-12 at Lexington, Ky.
10/7/1972: UK, 17-13 at Lexington, Ky.
10/6/1973: UK, 42-14 at Jackson, Miss.
10/9/1976: *MSU, 14-7 at Jackson, Miss.
10/8/1977: UK, 23-7 at Lexington, Ky.
10/13/1984: UK, 17-13 at Starkville
10/12/1985: UK, 33-19 at Lexington, Ky.
10/13/1990: UK, 17-15 at Lexington, Ky.
10/12/1991: MSU, 31-6 at Starkville
10/31/1992: MSU, 37-36 at Lexington, Ky.
10/30/1993: UK, 26-17 at Starkville
10/29/1994: MSU, 47-7 at Lexington, Ky.
10/28/1995: MSU, 42-32 at Starkville
11/9/1996: UK, 24-21 at Lexington, Ky.
9/6/1997: MSU, 35-27 at Starkville
11/7/1998: UK, 37-35 at Lexington, Ky.
11/4/1999: MSU, 23-22 at Starkville
11/4/2000: MSU, 35-17 at Lexington, Ky.
11/3/2001: MSU, 17-14 at Starkville
11/2/2002: UK, 45-24 at Starkville
10/25/2003: UK, 42-17 at Lexington, Ky.
10/30/2004: MSU, 22-7 at Starkville
10/29/2005: UK, 13-7 at Lexington, Ky.

10/28/2006: UK, 34-31 at Starkville
10/27/2007: MSU, 31-14 at Lexington, Ky.
11/1/2008: UK, 14-13 at Starkville
10/31/2009: MSU, 31-24 at Lexington, Ky.
10/30/2010: MSU, 24-17 at Starkville
10/29/2011: MSU, 28-16 at Lexington, Ky.
10/6/2012: MSU, 27-14 at Lexington, Ky.
10/24/2013: MSU, 28-22 at Starkville
10/25/2014: MSU, 45-31 at Lexington, Ky.
10/24/2015: MSU, 42-16 at Starkville
10/22/2016: UK, 40-38 at Lexington, Ky.
10/21/2017: MSU, 45-7 at Starkville
9/22/2018: UK, 28-7 at Lexington, Ky.
9/21/2019: MSU, 28-13 at Starkville
10/10/2020: UK, 24-2 at Lexington, Ky.

at Starkville: MSU, 14-6

at Lexington: UK, 16-9

at Neutral Sites: UK, 2-1

LAMAR (MSU, 2-0)

10/16/1971: MSU, 24-7 at Starkville
10/12/1974: MSU, 37-21 at Beaumont, Texas
at Starkville: MSU, 1-0
at Beaumont: MSU, 1-0

LOUISIANA LAFAYETTE (MSU, 4-1)*

10/23/1908: ULL, 6-5 at Columbus, Miss.
10/5/1940: MSU, 20-0 at Starkville
9/29/1945: MSU, 31-0 at Starkville
9/5/1987: MSU, 31-3 at Starkville
9/15/2018: ^MSU, 56-10 at Starkville
8/31/2019: MSU, 38-28 at New Orleans, La.

at Starkville: MSU, 3-0

at New Orleans: MSU, 1-0

at Neutral Sites: ULL, 1-0

LOUISIANA-MONROE (MSU, 4-1-1)¹

9/16/1972: MSU, 42-7 at Starkville
9/15/1973: Tied, 21-21 at Starkville
10/7/1989: MSU, 28-14 at Starkville
9/30/1995: ULM, 34-32 at Starkville
11/2/1996: MSU, 59-0 at Starkville
10/11/1997: MSU, 24-10 at Starkville

at Starkville: MSU, 4-1-1

¹*Previously Northeast Louisiana*

LSU (LSU, 75-36-3)*

11/20/1896: LSU, 52-0 at Baton Rouge, La.
11/27/1902: LSU, 6-0 at Starkville
11/7/1903: MSU, 11-0 at Starkville
12/2/1905: LSU, 15-0 at Baton Rouge, La.
10/26/1906: Tied, 0-0 at Columbus, Miss.
11/9/1907: LSU, 23-11 at Baton Rouge, La.
11/7/1908: LSU, 50-0 at Baton Rouge, La.
10/16/1909: LSU, 15-0 at Baton Rouge, La.
10/21/1910: MSU, 3-0 at Columbus, Miss.
11/1/1911: MSU, 6-0 at Gulfport, Miss.
11/2/1912: MSU, 7-0 at Baton Rouge, La.
11/15/1913: Tied, 0-0 at Starkville
10/30/1915: LSU, 10-0 at Baton Rouge, La.
11/1/1916: LSU, 13-3 at Starkville
11/17/1917: MSU, 9-0 at Baton Rouge, La.
11/1/1919: MSU, 6-0 at Starkville
10/23/1920: MSU, 12-7 at Baton Rouge, La.
12/3/1921: LSU, 17-14 at Starkville
11/18/1922: MSU, 7-0 at Baton Rouge, La.
12/1/1923: MSU, 14-7 at Starkville
10/23/1926: MSU, 7-6 at Jackson, Miss.
10/22/1927: LSU, 9-7 at Jackson, Miss.
10/21/1928: LSU, 31-0 at Jackson, Miss.
10/19/1929: LSU, 31-6 at Jackson, Miss.
10/18/1930: MSU, 8-6 at Jackson, Miss.
10/17/1931: LSU, 31-0 at Baton Rouge, La.
10/15/1932: LSU, 24-0 at Monroe, La.
11/25/1933: LSU, 21-6 at Monroe, La.
11/3/1934: LSU, 25-3 at Baton Rouge, La.
11/9/1935: LSU, 28-13 at Baton Rouge, La.
11/7/1936: LSU, 12-0 at Baton Rouge, La.
11/6/1937: LSU, 41-0 at Baton Rouge, La.
11/5/1938: LSU, 32-7 at Baton Rouge, La.
11/11/1939: MSU, 15-12 at Baton Rouge, La.
11/9/1940: MSU, 22-7 at Baton Rouge, La.



10/11/1941:	Tied, 0-0	at Baton Rouge, La.
10/10/1942:	LSU, 16-6	at Baton Rouge, La.
10/21/1944:	MSU, 13-6	at Baton Rouge, La.
11/10/1945:	MSU, 27-20	at Baton Rouge, La.
10/5/1946:	LSU, 13-6	at Baton Rouge, La.
11/15/1947:	LSU, 21-6	at Baton Rouge, La.
11/13/1948:	MSU, 7-0	at Baton Rouge, La.
11/12/1949:	LSU, 34-7	at Baton Rouge, La.
11/18/1950:	MSU, 13-7	at Baton Rouge, La.
11/17/1951:	LSU, 3-0	at Baton Rouge, La.
11/15/1952:	MSU, 33-14	at Baton Rouge, La.
11/14/1953:	MSU, 26-13	at Baton Rouge, La.
11/13/1954:	MSU, 25-0	at Baton Rouge, La.
11/12/1955:	LSU, 34-7	at Baton Rouge, La.
11/17/1956:	MSU, 32-13	at Baton Rouge, La.
11/16/1957:	MSU, 14-6	at Baton Rouge, La.
11/15/1958:	LSU, 7-6	at Jackson, Miss.
11/14/1959:	LSU, 27-0	at Baton Rouge, La.
11/12/1960:	LSU, 7-3	at Baton Rouge, La.
11/18/1961:	LSU, 14-6	at Baton Rouge, La.
11/17/1962:	LSU, 28-0	at Jackson, Miss.
11/16/1963:	MSU, 7-6	at Jackson, Miss.
11/14/1964:	LSU, 14-10	at Baton Rouge, La.
11/13/1965:	LSU, 37-20	at Baton Rouge, La.
11/12/1966:	LSU, 17-7	at Baton Rouge, La.
11/18/1967:	LSU, 55-0	at Baton Rouge, La.
11/16/1968:	LSU, 20-16	at Baton Rouge, La.
11/15/1969:	LSU, 61-6	at Baton Rouge, La.
11/14/1970:	LSU, 38-7	at Baton Rouge, La.
11/13/1971:	LSU, 28-3	at Jackson, Miss.
11/18/1972:	LSU, 28-14	at Baton Rouge, La.
11/17/1973:	LSU, 26-7	at Baton Rouge, La.
11/16/1974:	MSU, 7-6	at Jackson, Miss.
11/15/1975:	*MSU, 16-6	at Baton Rouge, La.
11/13/1976:	*MSU, 21-13	at Jackson, Miss.
11/12/1977:	LSU, 27-24	at Baton Rouge, La.
11/18/1978:	MSU, 16-14	at Jackson, Miss.
11/17/1979:	LSU, 21-3	at Baton Rouge, La.
11/15/1980:	MSU, 55-31	at Jackson, Miss.
11/14/1981:	MSU, 17-9	at Baton Rouge, La.
11/13/1982:	MSU, 27-24	at Starkville
11/12/1983:	MSU, 45-26	at Baton Rouge, La.
11/17/1984:	MSU, 16-14	at Starkville
11/16/1985:	LSU, 17-15	at Baton Rouge, La.
11/15/1986:	LSU, 47-0	at Jackson, Miss.
11/14/1987:	LSU, 34-14	at Baton Rouge, La.
11/12/1988:	LSU, 20-3	at Starkville
11/18/1989:	LSU, 44-20	at Baton Rouge, La.
11/17/1990:	MSU, 34-22	at Jackson, Miss.
11/16/1991:	MSU, 28-19	at Baton Rouge, La.
9/12/1992:	LSU, 24-3	at Baton Rouge, La.
9/11/1993:	LSU, 18-16	at Starkville
9/10/1994:	LSU, 44-24	at Baton Rouge, La.
9/9/1995:	LSU, 34-16	at Starkville
10/26/1996:	LSU, 28-20	at Baton Rouge, La.
9/13/1997:	LSU, 24-9	at Starkville
10/24/1998:	LSU, 41-6	at Baton Rouge, La.
10/23/1999:	MSU, 17-16	at Starkville
10/21/2000:	LSU, 45-38 (OT)	at Baton Rouge, La.
10/20/2001:	LSU, 42-0	at Starkville
9/28/2002:	LSU, 31-13	at Baton Rouge, La.
9/27/2003:	LSU, 41-6	at Starkville
9/25/2004:	LSU, 51-0	at Baton Rouge, La.
10/1/2005:	LSU, 37-7	at Starkville
9/30/2006:	LSU, 47-17	at Baton Rouge, La.
8/30/2007:	LSU, 45-0	at Starkville
9/27/2008:	LSU, 34-24	at Baton Rouge, La.
9/26/2009:	LSU, 30-26	at Starkville
9/18/2010:	LSU, 29-7	at Baton Rouge, La.
9/15/2011:	LSU, 19-6	at Starkville
11/10/2012:	LSU, 37-17	at Baton Rouge, La.
10/5/2013:	LSU, 59-26	at Starkville
9/20/2014:	MSU, 34-29	at Baton Rouge, La.
9/12/2015:	LSU, 21-19	at Starkville
9/17/2016:	LSU, 23-20	at Baton Rouge, La.
9/16/2017:	MSU, 37-7	at Starkville
10/20/2018:	LSU, 19-3	at Baton Rouge, La.
10/19/2019:	LSU, 36-13	at Starkville
9/26/2020:	MSU, 44-34	at Baton Rouge, La.

at Starkville: LSU, 16-7-1

at Baton Rouge: LSU, 49-20-1

at Neutral Sites: LSU, 10-9-1

LOUISIANA TECH (MSU, 10-3)^

11/25/1904:	MSU, 32-5	at Starkville
10/10/1908:	MSU, 47-0	at Starkville
10/8/1927:	MSU, 14-0	at Starkville
10/8/1938:	MSU, 48-0	at Starkville
9/21/1968:	LTU, 20-13	at Starkville
9/13/1980:	MSU, 31-11	at Starkville
9/19/1987:	MSU, 14-13	at Starkville
9/3/1988:	MSU, 21-14	at Starkville
9/21/1996:	LTU, 38-23	at Starkville
8/30/2008:	LTU, 22-14	at Ruston, La.
9/24/2011:	MSU, 26-20 (OT)	at Starkville
10/17/2015:	MSU, 45-20	at Starkville
9/9/2017:	MSU, 57-21	at Ruston, La.
11/3/2018:	^MSU, 45-3	at Starkville

at Starkville: MSU, 9-2

at Ruston: Tied, 1-1

LOUISVILLE (TIED, 3-3)*

10/20/1973:	MSU, 18-7	at Louisville, Ky.
10/26/1974:	MSU, 56-7	at Starkville
10/25/1975:	*MSU, 28-14	at Louisville, Ky.
9/18/1976:	*MSU, 30-21	at Starkville
12/30/2017:	MSU, 31-27	at Jacksonville, Fla.
12/30/2019:	LOU, 38-28	at Nashville, Tenn.

at Starkville: Tied, 1-1

at Louisville: Tied, 1-1

at Neutral Sites: Tied, 1-1

LOYOLA [N.O.] (MSU, 3-0)

11/17/1934:	MSU, 20-6	at New Orleans, La.
10/18/1935:	MSU, 6-0	at New Orleans, La.
10/17/1936:	MSU, 32-0	at Meridian, Miss.

at New Orleans: MSU, 2-0

at Neutral Sites: MSU, 1-0

MAINE (MAINE, 1-0)

9/18/2004:	Maine, 9-7	at Starkville
------------	------------	---------------

at Starkville: Maine, 1-0

MARION [ALA.] MILITARY INSTITUTE (MSU, 4-0)

10/20/1905:	MSU, 38-0	at Marion, Ala.
10/13/1906:	MSU, 62-0	at Starkville
10/3/1914:	MSU, 54-0	at Starkville
10/5/1917:	MSU, 18-6	at Starkville

at Starkville: MSU, 3-0

at Marion: MSU, 1-0

MARSHALL (MSU, 1-0)

10/20/1979:	MSU, 48-0	at Starkville
-------------	-----------	---------------

at Starkville: MSU, 1-0

MARYLAND (UM, 1-0)

9/22/1979:	UM, 35-14	at College Park, Md.
------------	-----------	----------------------

at College Park: UM, 1-0

MARYVILLE COLLEGE (TIED, 0-0-1)

11/20/1916:	Tied, 7-7	at Maryville, Tenn.
-------------	-----------	---------------------

at Maryville: Tied, 0-0-1

MAXWELL FIELD (MSU, 1-0)

10/20/1945:	MSU, 16-6	at Starkville
-------------	-----------	---------------

at Starkville: MSU, 1-0

MEMPHIS (MSU, 33-11)*

11/10/1951:	MSU, 27-20	at Memphis, Tenn.
9/19/1953:	MSU, 34-6	at Memphis, Tenn.
9/18/1954:	MSU, 27-7	at Starkville
10/1/1955:	MSU, 33-0	at Starkville
9/28/1957:	MSU, 10-6	at Starkville
10/11/1958:	MSU, 28-6	at Starkville
10/24/1959:	MSU, 28-23	at Starkville
10/22/1960:	MSU, 21-0	at Starkville
10/28/1961:	MSU, 23-16	at Memphis, Tenn.
10/27/1962:	MEM, 28-7	at Starkville
10/26/1963:	MEM, 17-10	at Memphis, Tenn.
10/16/1965:	MEM, 33-13	at Memphis, Tenn.
10/19/1974:	MSU, 29-28	at Memphis, Tenn.
9/6/1975:	MSU, 17-7	at Memphis, Tenn.
10/16/1976:	*MSU, 42-33	at Memphis, Tenn.
10/15/1977:	MEM, 21-13	at Memphis, Tenn.

9/23/1978:	MSU, 44-14	at Memphis, Tenn.
9/8/1979:	MEM, 14-13	at Jackson, Miss.
9/6/1980:	MSU, 34-7	at Memphis, Tenn.
9/5/1981:	MSU, 20-3	at Jackson, Miss.
9/18/1982:	MSU, 41-17	at Memphis, Tenn.
11/5/1983:	MEM, 30-13	at Starkville
10/20/1984:	MEM, 23-12	at Memphis, Tenn.
10/5/1985:	MSU, 31-28	at Starkville
10/4/1986:	MSU, 34-17	at Memphis, Tenn.
10/3/1987:	MSU, 9-6	at Starkville
10/1/1988:	MEM, 31-10	at Memphis, Tenn.
10/21/1989:	MSU, 35-10	at Starkville
11/10/1990:	MSU, 27-23	at Memphis, Tenn.
10/19/1991:	MEM, 28-23	at Starkville
9/19/1992:	MSU, 20-16	at Memphis, Tenn.
9/4/1993:	MEM, 45-35	at Starkville
9/3/1994:	MSU, 17-6	at Memphis, Tenn.
9/2/1995:	MSU, 28-18	at Starkville
9/7/1996:	MSU, 31-10	at Memphis, Tenn.
8/30/1997:	MSU, 13-10	at Starkville
9/12/1998:	MSU, 14-6	at Memphis, Tenn.
9/11/1999:	MSU, 13-10	at Starkville
9/2/2000:	MSU, 17-3	at Memphis, Tenn.
9/3/2001:	MSU, 30-10	at Starkville
10/19/2002:	MSU, 29-17	at Memphis, Tenn.
10/11/2003:	MSU, 35-27	at Starkville
9/4/2010:	MSU, 49-7	at Starkville
9/1/2011:	MSU, 59-14	at Memphis, Tenn.

at Starkville: MSU, 15-4

at Memphis: MSU, 17-6

at Neutral Sites: Tied, 1-1

MEMPHIS ATHLETIC CLUB (MAC, 1-0)

12/7/1895:	MAC, 16-0	at Memphis, Tenn.
------------	-----------	-------------------

at Memphis: MAC, 1-0

MEMPHIS UNIVERSITY SCHOOL (MSU, 1-0)

10/15/1910:	MSU, 6-0	at Starkville
-------------	----------	---------------

at Starkville: MSU, 1-0

MERCER (MSU, 3-0)

10/24/1907:	MSU, 75-0	at Columbus, Miss.
11/7/1914:	MSU, 66-0	at Starkville
11/28/1936:	MSU, 32-0	at Starkville

at Starkville: MSU, 2-0

at Neutral Sites: MSU, 1-0

MERIDIAN ATHLETIC CLUB (MSU, 2-0)

11/2/1901:	MSU, 11-5	at Meridian, Miss.
10/24/1903:	MSU, 43-0	at Meridian, Miss.

at Meridian: MSU, 2-0

MIAMI [FLA.] (UM, 3-2)

10/15/1954:	UM, 27-13	at Miami, Fla.
10/18/1980:	MSU, 34-31	at Miami, Fla.
10/17/1981:	MSU, 14-10	at Starkville
10/16/1982:	UM, 31-14	at Miami, Fla.
10/15/1983:	UM, 31-7	at Starkville

at Starkville: Tied 1-1

at Miami: UM, 2-1

MIAMI [OHIO] (MSU, 1-0)

12/26/2016:	MSU, 17-16	at St. Petersburg, Fla.
-------------	------------	-------------------------

at Neutral Sites: MSU, 1-0

MICHIGAN (MSU, 1-0)

1/1/2011:	MSU, 52-14	at Jacksonville, Fla.
-----------	------------	-----------------------

at Neutral Sites: MSU, 1-0

MICHIGAN STATE (MICH. STATE, 2-1-1)

11/3/1928:	Tie, 6-6	at East Lansing, Mich.
11/9/1929:	MICH. ST., 33-19	at Jackson, Miss.
10/12/1946:	MSU, 6-0	at East Lansing, Mich.
10/4/1947:	MICH. ST., 7-0	at East Lansing, Mich.

at East Lansing: Tied, 1-1-1

at Neutral Sites: MICH. ST., 1-0



MIDDLE TENNESSEE (MSU, 5-0)

9/4/1999:	MSU, 40-7	at Starkville
10/28/2000:	MSU, 61-35	at Starkville
10/25/2008:	MSU, 31-22	at Starkville
10/17/2009:	MSU, 27-6	at Murfreesboro, Tenn.
10/20/2012:	MSU, 45-3	at Starkville

at Starkville: MSU, 4-0

at Murfreesboro: MSU, 1-0

MILLSAPS (MSU, 14-2-1)

10/6/1923:	MSU, 28-6	at Starkville
10/4/1924:	MSU, 28-6	at Starkville
10/3/1925:	MSU, 34-0	at Starkville
10/16/1926:	MSU, 34-0	at Starkville
11/18/1927:	MSU, 6-0	at Starkville
11/16/1929:	Tied, 0-0	at Starkville
10/11/1930:	MC, 19-13	at Starkville
9/26/1931:	MSU, 10-7	at Jackson, Miss.
10/22/1932:	MSU, 9-8	at Starkville
9/30/1933:	MSU, 12-0	at Starkville
10/5/1934:	MC, 7-6	at Starkville
10/4/1935:	MSU, 45-0	at Starkville
9/26/1936:	MSU, 20-0	at Starkville
11/18/1939:	MSU, 40-0	at Starkville
11/16/1940:	MSU, 46-13	at Starkville
11/22/1941:	MSU, 49-6	at Starkville
10/7/1944:	MSU, 56-0	at Starkville

at Starkville: MSU, 13-2-1

at Jackson: MSU, 1-0

MISSISSIPPI COLLEGE (MSU, 16-3)

10/1/1910:	MSU, 24-0	at Starkville
9/29/1911:	MSU, 27-6	at Starkville
10/4/1912:	MSU, 19-0	at Starkville
10/10/1913:	MSU, 1-0	at Starkville
10/2/1915:	MSU, 12-0	at Jackson, Miss.
10/6/1916:	MC, 13-6	at Aberdeen, Miss.
10/13/1917:	MSU, 68-0	at Starkville
10/11/1919:	MSU, 56-7	at Starkville
10/2/1920:	MSU, 27-0	at Starkville
10/15/1921:	MSU, 14-13	at Jackson, Miss.
11/15/1924:	MSU, 7-6	at Starkville
11/7/1925:	MSU, 46-0	at Starkville
10/2/1926:	MSU, 41-0	at Starkville
11/2/1929:	MSU, 6-0	at Starkville
10/4/1930:	MC, 13-12	at Jackson, Miss.
10/3/1931:	MC, 6-2	at Starkville
10/8/1932:	MSU, 18-7	at Jackson, Miss.
11/4/1933:	MSU, 18-0	at Starkville
10/26/1934:	MSU, 13-6	at Starkville

at Starkville: MSU, 12-2

at Neutral Sites: MSU, 4-1

MISSOURI (TIED, 2-2)

10/3/1981:	UM, 14-3	at Jackson, Miss.
9/22/1984:	UM, 47-30	at Columbia, Mo.
11/5/2015:	MSU, 31-13	at Columbia, Mo.
12/19/2020:	MSU, 51-32	at Starkville

at Starkville: MSU, 1-0

at Columbia: Tied, 1-1

at Neutral Sites: UM, 1-0

MURRAY STATE (MSU, 2-0)

11/2/1946:	MSU, 69-0	at Starkville
9/3/2005:	MSU, 38-6	at Starkville

at Starkville: MSU, 2-0

NAVY (MSU, 1-0)

9/17/1983:	MSU, 38-10	at Jackson, Miss.
------------	------------	-------------------

at Neutral Sites: MSU, 1-0

NEBRASKA (UN, 1-0)

12/27/1980:	UN, 31-17	at El Paso, Texas
-------------	-----------	-------------------

at Neutral Sites: UN, 1-0

NEW ORLEANS ATHLETIC CLUB (NOAC, 1-0)

11/21/1896:	NOAC, 55-0	at New Orleans, La.
-------------	------------	---------------------

at New Orleans: NOAC, 1-0

NORTH CAROLINA (TIED, 1-1)

12/28/1974:	MSU, 26-24	at El Paso, Texas
1/2/1993:	UNC, 21-17	at Atlanta, Ga.

at Neutral Sites: Tied, 1-1

NC STATE (TIED, 3-3)

10/25/1930:	NCSU, 14-0	at Raleigh, N.C.
11/7/1931:	NCSU, 6-0	at Starkville
10/26/1940:	MSU, 26-10	at Raleigh, N.C.
12/21/1963:	MSU, 16-12	at Philadelphia, Pa.
1/1/1995:	NCSU, 28-24	at Atlanta, Ga.
12/30/2015:	MSU, 51-28	at Charlotte, N.C.

at Starkville: NCSU, 1-0

at Raleigh: Tied, 1-1

at Neutral Sites: MSU, 2-1

NORTH TEXAS (MSU, 6-2)*

10/11/1952:	MSU, 14-0	at Starkville
10/3/1953:	MSU, 21-6	at Starkville
11/6/1954:	MSU, 48-26	at Starkville
10/29/1955:	MSU, 20-7	at Starkville
10/18/1975:	MSU, 15-12	at Starkville
9/4/1976:	*MSU, 7-0	at Starkville
9/3/1977:	*MSU, 17-15	at Starkville
9/9/1978:	MSU, 17-5	at Irving, Texas

at Starkville: MSU, 5-2

at Neutral Sites: MSU, 1-0

NORTHWESTERN (NW, 1-0)

1/1/2013:	NW, 34-20	at Jacksonville, Fla.
-----------	-----------	-----------------------

at Neutral Sites: NW, 1-0

NORTHWESTERN STATE (MSU, 3-0)

11/17/1945:	MSU, 54-0	at Starkville
11/16/1946:	MSU, 27-0	at Starkville
9/19/2015:	MSU, 62-13	at Starkville

at Starkville: MSU, 2-0

OKLAHOMA STATE (OSU, 3-2)

9/12/1970:	MSU, 14-13	at Jackson, Miss.
9/11/1971:	OSU, 26-7	at Stillwater, Okla.
9/19/1998:	OSU, 42-23	at Stillwater, Okla.
9/18/1999:	MSU, 29-11	at Starkville
8/31/2013:	OSU, 21-3	at Houston, Texas

at Starkville: MSU, 1-0

at Stillwater: OSU, 2-0

at Neutral Sites: Tied, 1-1

OLE MISS (UM, 63-47-6)**

10/28/1901:	MSU, 17-0	at Starkville
10/25/1902:	UM, 21-0	at Starkville
11/14/1903:	Tied, 6-6	at Oxford, Miss.
10/22/1904:	UM, 17-5	at Columbus, Miss.
11/30/1905:	MSU, 11-0	at Jackson, Miss.
11/25/1906:	UM, 29-5	at Jackson, Miss.
11/28/1907:	MSU, 15-0	at Jackson, Miss.
11/20/1908:	MSU, 44-6	at Jackson, Miss.
11/25/1909:	UM, 9-5	at Jackson, Miss.
11/24/1910:	UM, 30-0	at Jackson, Miss.
11/30/1911:	MSU, 6-0	at Jackson, Miss.
11/6/1915:	MSU, 65-0	at Tupelo, Miss.
11/3/1916:	MSU, 36-0	at Tupelo, Miss.
11/3/1917:	MSU, 41-14	at Tupelo, Miss.
11/28/1918:	MSU, 34-0	at Starkville
12/7/1918:	MSU, 13-0	at Oxford, Miss.
11/8/1919:	MSU, 33-0	at Clarksdale, Miss.
11/6/1920:	MSU, 20-0	at Greenwood, Miss.
10/29/1921:	MSU, 21-0	at Greenwood, Miss.
10/21/1922:	MSU, 19-13	at Jackson, Miss.
10/20/1923:	MSU, 13-6	at Jackson, Miss.
10/18/1924:	MSU, 20-0	at Jackson, Miss.
10/24/1925:	MSU, 6-0	at Jackson, Miss.
11/25/1926:	UM, 7-6	at Starkville
11/25/1927:	UM, 20-12	at Oxford, Miss.
11/29/1928:	UM, 20-19	at Starkville
11/28/1929:	Tied, 7-7	at Oxford, Miss.
11/27/1930:	UM, 20-0	at Starkville
11/26/1931:	UM, 25-14	at Oxford, Miss.
11/24/1932:	UM, 13-0	at Starkville
12/2/1933:	UM, 31-0	at Oxford, Miss.
12/1/1934:	UM, 7-3	at Jackson, Miss.

11/30/1935:	UM, 14-6	at Oxford, Miss.
11/21/1936:	MSU, 26-6	at Starkville
11/30/1937:	MSU, 9-7	at Oxford, Miss.
11/26/1938:	UM, 19-6	at Starkville
11/25/1939:	MSU, 18-6	at Oxford, Miss.
11/23/1940:	MSU, 19-0	at Starkville
11/29/1941:	MSU, 6-0	at Oxford, Miss.
11/28/1942:	MSU, 34-13	at Starkville
11/25/1944:	UM, 13-8	at Oxford, Miss.
11/24/1945:	UM, 7-6	at Starkville
11/23/1946:	MSU, 20-0	at Oxford, Miss.
11/29/1947:	UM, 33-14	at Starkville
11/27/1948:	UM, 34-7	at Oxford, Miss.
11/26/1949:	UM, 26-0	at Starkville
12/2/1950:	UM, 27-20	at Oxford, Miss.
12/1/1951:	UM, 49-7	at Starkville
11/29/1952:	UM, 20-14	at Oxford, Miss.
11/28/1953:	Tied, 7-7	at Starkville
11/27/1954:	UM, 14-0	at Oxford, Miss.
11/26/1955:	UM, 26-0	at Starkville
12/1/1956:	UM, 13-7	at Oxford, Miss.
11/30/1957:	Tied, 7-7	at Starkville
11/29/1958:	UM, 21-0	at Oxford, Miss.
11/28/1959:	UM, 42-0	at Starkville
11/26/1960:	UM, 35-9	at Oxford, Miss.
12/2/1961:	UM, 37-7	at Starkville
12/1/1962:	UM, 13-6	at Oxford, Miss.
11/30/1963:	Tied, 10-10	at Starkville
12/5/1964:	MSU, 20-17	at Oxford, Miss.
11/27/1965:	UM, 21-0	at Starkville
11/26/1966:	UM, 24-0	at Oxford, Miss.
12/2/1967:	UM, 10-3	at Starkville
11/30/1968:	Tied, 17-17	at Oxford, Miss.
11/27/1969:	UM, 48-22	at Starkville
11/21/1970:	MSU, 19-14	at Oxford, Miss.
11/25/1971:	UM, 48-0	at Starkville
11/25/1972:	UM, 51-14	at Oxford, Miss.
11/24/1973:	UM, 38-10	at Jackson, Miss.
11/23/1974:	MSU, 31-13	at Jackson, Miss.
11/22/1975:	UM, 13-7	at Jackson, Miss.
11/20/1976:	*MSU, 28-11	at Jackson, Miss.
11/19/1977:	*MSU, 18-14	at Jackson, Miss.
11/25/1978:	UM, 27-7	at Jackson, Miss.
11/24/1979:	UM, 14-9	at Jackson, Miss.
11/22/1980:	MSU, 19-14	at Jackson, Miss.
11/21/1981:	UM, 21-17	at Jackson, Miss.
11/20/1982:	MSU, 27-10	at Jackson, Miss.
11/19/1983:	UM, 24-23	at Jackson, Miss.
11/24/1984:	UM, 24-3	at Jackson, Miss.
11/23/1985:	UM, 45-27	at Jackson, Miss.
11/22/1986:	UM, 24-3	at Jackson, Miss.
11/21/1987:	MSU, 30-20	at Jackson, Miss.
11/26/1988:	UM, 33-6	at Jackson, Miss.
11/25/1989:	UM, 21-11	at Jackson, Miss.
11/24/1990:	UM, 21-9	at Jackson, Miss.
11/23/1991:	MSU, 24-9	at Starkville
11/28/1992:	UM, 17-10	at Oxford, Miss.
11/27/1993:	MSU, 20-13	at Starkville
11/26/1994:	MSU, 21-17	at Oxford, Miss.
11/25/1995:	UM, 13-10	at Starkville
11/30/1996:	MSU, 17-0	at Oxford, Miss.
11/29/1997:	UM, 15-14	at Starkville
11/26/1998:	MSU, 28-6	at Oxford, Miss.
11/25/1999:	MSU, 23-20	at Starkville
11/23/2000:	UM, 45-30	at Oxford, Miss.
11/22/2001:	MSU, 36-28	at Starkville
11/28/2002:	UM, 24-12	at Oxford, Miss.
11/27/2003:	UM, 31-0	at Starkville
11/27/2004:	UM, 20-3	at Oxford, Miss.
11/26/2005:	MSU, 35-14	at Starkville
11/25/2006:	UM, 20-17	at Oxford, Miss.
11/23/2007:	MSU, 17-14	at Starkville
11/28/2008:	UM, 45-0	at Oxford, Miss.
11/28/2009:	MSU, 41-27	at Starkville
11/27/2010:	MSU, 31-23	at Oxford, Miss.
11/26/2011:	MSU, 31-3	at Starkville
11/24/2012:	UM, 41-24	at Oxford, Miss.
11/28/2013:	MSU, 17-10 [OT]	at Starkville
11/29/2014:	UM, 31-17	at Oxford, Miss.
11/28/2015:	UM, 38-27	at Starkville
11/26/2016:	MSU, 55-20	at Oxford, Miss.
11/23/2017:	UM, 31-28	at Starkville

11/22/2018:	^MSU, 35-3	at Oxford, Miss.
11/28/2019:	MSU, 21-20	at Starkville
11/28/2020:	UM, 24-31	at Oxford, Miss.
<i>at Starkville: UM, 22-15-3</i>		
<i>at Oxford: UM, 24-12-3</i>		
<i>at Neutral Sites: UM, 19-18</i>		

OREGON (UO, 2-0)

8/31/2002:	UO, 36-13	at Eugene, Ore.
8/31/2003:	UO, 42-34	at Starkville
<i>at Starkville: UO, 1-0</i>		
<i>at Eugene: UO, 1-0</i>		

OUACHITA (MSU, 3-1-2)

10/8/1921:	MSU, 21-6	at Starkville
11/4/1922:	Tie, 7-7	at Starkville
10/13/1923:	MSU, 6-0	at Starkville
10/11/1924:	OU, 12-0	at Starkville
10/10/1925:	Tied, 3-3	at Starkville
9/29/1928:	MSU, 20-6	at Starkville
<i>at Starkville: MSU, 3-1-2</i>		

PARK [TENN.] FIELD (PF, 1-0)

11/16/1918:	PF, 6-0	at Starkville
<i>at Starkville: PF, 1-0</i>		

PAYNE [WEST POINT, MISS.] FIELD (PF, 1-0)

11/2/1918:	PF, 7-6	at Starkville
<i>at Starkville: PF, 1-0</i>		

RHODES (MSU, 9-3-1[†])

10/2/1907:	MSU, 7-0	at Starkville
10/22/1909:	MSU, 31-0	at Columbus, Miss.
10/7/1911:	MSU, 30-0	at Starkville
9/27/1930:	SWU, 14-0	at Starkville
11/14/1931:	MSU, 14-0	at Starkville
11/12/1932:	MSU, 6-0	at Starkville
10/27/1933:	SWU, 6-0	at Memphis, Tenn.
10/20/1934:	MSU, 21-6	at Memphis, Tenn.
11/19/1938:	SWU, 7-3	at Memphis, Tenn.
10/21/1939:	MSU, 37-0	at Starkville
11/2/1940:	MSU, 13-0	at Memphis, Tenn.
11/1/1941:	MSU, 20-6	at Memphis, Tenn.
<i>at Starkville: MSU, 5-1</i>		
<i>at Memphis: MSU, 3-2</i>		
<i>at Neutral Sites: MSU, 1-0</i>		
[†] Previously Southwestern		

RICE (TIED, 1-1)*

10/11/1975:	*MSU, 28-14	at Houston, Texas
12/31/2013:	MSU, 44-7	at Memphis, Tenn.
<i>at Houston: RU, 1-0</i>		
<i>at Neutral Sites: MSU, 1-0</i>		

RICHMOND (MSU, 2-0)

10/1/1966:	MSU, 20-0	at Starkville
9/20/1969:	MSU, 17-14	at Starkville
<i>at Starkville: MSU, 2-0</i>		

SAMFORD (MSU, 17-1-1)[†]

11/15/1902:	MSU, 26-0	at Birmingham, Ala.
11/11/1905:	MSU, 44-0	at Starkville
9/29/1906:	MSU, 30-0	at Starkville
10/12/1907:	MSU, 12-5	at Birmingham, Ala.
11/8/1909:	HU, 6-0	at Birmingham, Ala.
11/18/1910:	MSU, 82-0	at Starkville
10/14/1911:	MSU, 48-0	at Starkville
10/4/1913:	MSU, 66-0	at Starkville
10/25/1919:	MSU, 39-0	at Starkville
10/14/1922:	Tied, 0-0	at Starkville
9/21/1934:	MSU, 13-7	at Birmingham, Ala.
9/20/1935:	MSU, 19-6	at Starkville
10/3/1936:	MSU, 35-0	at Starkville
10/2/1937:	MSU, 38-0	at Starkville
9/25/1938:	MSU, 19-0	at Starkville
9/23/1939:	MSU, 45-0	at Starkville
10/19/1940:	MSU, 40-7	at Starkville
9/21/1963:	MSU, 43-0	at Starkville
10/29/2016:	MSU, 56-41	at Starkville
<i>at Starkville: MSU, 14-0-1</i>		
<i>at Birmingham: MSU, 3-1</i>		
[†] Previously Howard College		

SAN FRANCISCO (MSU, 4-0)

12/6/1941:	MSU, 26-13	at San Francisco, Calif.
12/5/1942:	MSU, 19-7	at Memphis, Tenn.
10/19/1946:	MSU, 48-20	at Memphis, Tenn.
10/11/1947:	MSU, 21-14	at San Francisco, Calif.
<i>at San Francisco: MSU, 2-0</i>		
<i>at Neutral Sites: MSU, 2-0</i>		

SEWANEES (MSU, 4-1)

10/10/1907:	US, 38-0	at Sewanee, Tenn.
11/18/1933:	MSU, 26-13	at Starkville
11/23/1935:	MSU, 25-0	at Starkville
10/31/1936:	MSU, 68-0	at Jackson, Miss.
11/12/1937:	MSU, 12-0	at Starkville
<i>at Starkville: MSU, 3-0</i>		
<i>at Sewanee: US, 1-0</i>		
<i>at Neutral Sites: MSU, 1-0</i>		

SOUTH ALABAMA (MSU, 2-1)

9/22/2012:	MSU, 30-10	at Starkville
9/13/2014:	MSU, 35-3	at Mobile, Ala.
9/3/2016:	USA, 21-20	at Starkville
<i>at Starkville: Tied, 1-1</i>		
<i>at Mobile: MSU, 1-0</i>		

SOUTH CAROLINA (USC, 9-7)

10/17/1992:	USC, 21-6	at Columbia, S.C.
10/16/1993:	MSU, 23-0	at Starkville
10/15/1994:	MSU, 41-36	at Columbia, S.C.
10/14/1995:	USC, 65-39	at Starkville
9/28/1996:	MSU, 14-10	at Columbia, S.C.
9/27/1997:	MSU, 37-17	at Starkville
9/26/1998:	MSU, 38-0	at Columbia, S.C.
9/25/1999:	MSU, 17-0	at Starkville
9/23/2000:	USC, 23-19	at Columbia, S.C.
9/20/2001:	USC, 16-14	at Starkville
10/5/2002:	USC, 34-10	at Columbia, S.C.
8/31/2006:	USC, 15-0	at Starkville
9/29/2007:	USC, 38-21	at Columbia, S.C.
10/15/2011:	USC, 14-12	at Starkville
11/2/2013:	USC, 34-16	at Columbia, S.C.
9/10/2016:	MSU, 27-14	at Starkville
<i>at Starkville: Tied, 4-4</i>		
<i>at Columbia: USC, 5-3</i>		

SOUTHEASTERN LOUISIANA (MSU, 1-0)

9/6/2008:	MSU, 34-10	at Starkville
<i>at Starkville: MSU, 1-0</i>		

SOUTHERN MILITARY ACADEMY (MSU, 1-0)

10/16/1920:	MSU, 33-0	at Starkville
<i>at Starkville: MSU, 1-0</i>		

SOUTHERN MISS (MSU, 15-14-1)*

11/15/1935:	MSU, 27-0	at Hattiesburg, Miss.
11/22/1947:	MSU, 14-7	at Starkville
10/17/1964:	MSU, 48-7	at Starkville
10/9/1965:	MSU, 27-9	at Starkville
10/8/1966:	MSU, 10-9	at Starkville
10/14/1967:	USM, 21-14	at Starkville
10/12/1968:	USM, 47-14	at Starkville
10/11/1969:	MSU, 34-20	at Starkville
10/24/1970:	MSU, 51-15	at Starkville
10/21/1972:	MSU, 26-7	at Starkville
10/27/1973:	Tied, 10-10	at Starkville
10/4/1975:	*MSU, 7-3	at Starkville
10/23/1976:	*MSU, 14-6	at Hattiesburg, Miss.
10/22/1977:	USM, 14-7	at Starkville
10/7/1978:	USM, 22-17	at Hattiesburg, Miss.
10/27/1979:	USM, 21-7	at Starkville
10/11/1980:	USM, 42-14	at Starkville
11/7/1981:	USM, 7-6	at Jackson, Miss.
10/9/1982:	USM, 20-14	at Jackson, Miss.
10/8/1983:	USM, 31-6	at Jackson, Miss.
10/6/1984:	MSU, 27-18	at Jackson, Miss.
9/21/1985:	MSU, 23-20	at Jackson, Miss.
9/20/1986:	USM, 28-24	at Jackson, Miss.
10/17/1987:	USM, 18-14	at Jackson, Miss.
10/15/1988:	USM, 38-21	at Jackson, Miss.
9/9/1989:	MSU, 26-23	at Hattiesburg, Miss.
9/22/1990:	MSU, 13-10	at Starkville

8/30/2014:	MSU, 49-0	at Starkville
9/5/2015:	MSU, 34-16	at Hattiesburg, Miss.
9/7/2019:	MSU, 38-15	at Starkville
<i>at Starkville: MSU, 10-6-1</i>		
<i>at Hattiesburg: MSU, 3-2</i>		
<i>at Neutral Sites: USM, 6-2</i>		

SPRING HILL (MSU, 1-0)

10/4/1919:	MSU, 12-6	at Starkville
<i>at Starkville: MSU, 1-0</i>		

STEPHEN F. AUSTIN (TIED, 0-0)[^]

9/1/2018:	^MSU, 63-6	at Starkville
<i>at Starkville: Tied, 0-0</i>		

SYRACUSE (MSU, 2-0)

9/14/1985:	MSU, 30-3	at Starkville
9/6/1986:	MSU, 24-17	at Syracuse, N.Y.
<i>at Starkville: MSU, 1-0</i>		
<i>at Syracuse: MSU, 1-0</i>		

TAMPA (TIED, 1-1)

10/2/1965:	MSU, 48-7	at Starkville
10/26/1968:	UT, 24-17	at Tampa, Fla.
<i>at Starkville: MSU, 1-0</i>		
<i>at Tampa: UT, 1-0</i>		

TENNESSEE (UT, 29-16-1)

11/16/1907:	UT, 11-4	at Memphis, Tenn.
10/31/1910:	MSU 48-0	at Starkville
11/13/1915:	MSU 14-0	at Knoxville, Tenn.
10/18/1919:	MSU 6-0	at Knoxville, Tenn.
10/30/1920:	MSU 13-7	at Starkville
11/5/1921:	UT, 14-7	at Memphis, Tenn.
11/11/1922:	UT, 31-3	at Memphis, Tenn.
10/27/1923:	UT, 7-3	at Memphis, Tenn.
10/25/1924:	MSU 7-2	at Memphis, Tenn.
11/14/1925:	UT, 14-9	at Knoxville, Tenn.
10/30/1926:	UT, 33-0	at Starkville
11/5/1932:	UT, 31-0	at Knoxville, Tenn.
10/7/1933:	UT, 20-0	at Knoxville, Tenn.
11/10/1934:	UT, 14-0	at Knoxville, Tenn.
9/25/1948:	MSU 21-6	at Knoxville, Tenn.
9/24/1949:	UT, 10-0	at Knoxville, Tenn.
9/30/1950:	MSU 7-0	at Starkville
9/29/1951:	UT, 14-0	at Knoxville, Tenn.
9/27/1952:	UT, 14-7	at Memphis, Tenn.
9/26/1953:	MSU 26-0	at Knoxville, Tenn.
9/25/1954:	UT, 19-7	at Memphis, Tenn.
9/24/1955:	MSU 13-7	at Knoxville, Tenn.
10/5/1957:	UT, 14-9	at Knoxville, Tenn.
10/4/1958:	UT, 13-8	at Memphis, Tenn.
10/3/1959:	UT, 22-6	at Knoxville, Tenn.
10/1/1960:	Tied, 0-0	at Memphis, Tenn.
10/7/1961:	UT, 17-3	at Knoxville, Tenn.
10/6/1962:	MSU 7-6	at Memphis, Tenn.
10/5/1963:	MSU 7-0	at Knoxville, Tenn.
10/3/1964:	UT, 14-13	at Memphis, Tenn.
10/23/1971:	UT, 10-7	at Memphis, Tenn.
10/28/1978:	MSU 34-21	at Memphis, Tenn.
10/6/1979:	MSU 28-9	at Memphis, Tenn.
9/13/1986:	MSU 27-23	at Knoxville, Tenn.
9/12/1987:	UT, 38-10	at Starkville
9/8/1990:	UT, 40-7	at Starkville
9/21/1991:	UT, 26-24	at Knoxville, Tenn.
9/24/1994:	MSU 24-21	at Starkville
9/23/1995:	UT, 52-14	at Knoxville, Tenn.
12/5/1998:	UT, 24-14	at Atlanta, Ga.
11/16/2002:	UT, 35-17	at Starkville
11/15/2003:	UT, 59-21	at Knoxville, Tenn.
10/13/2007:	UT, 33-21	at Starkville
10/18/2008:	UT, 34-3	at Knoxville, Tenn.
10/13/2012:	MSU, 41-31	at Starkville
10/12/2019:	UT, 20-10	at Knoxville, Tenn.

at Starkville: Tied, 5-5

at Knoxville: UT, 14-7

at Neutral Sites: UT, 10-4-1

**TENNESSEE MEDICAL COLLEGE (MSU, 2-0)**

11/11/1904:	MSU, 59-0	at Starkville
10/12/1912:	MSU, 32-0	at Starkville

*at Starkville: MSU, 2-0***TEXAS (TIED, 2-2)**

11/11/1921:	UT, 54-7	at Austin, Texas
9/7/1991:	MSU, 13-6	at Starkville
9/5/1992:	MSU, 28-10	at Austin, Texas
1/1/1999:	UT, 38-11	at Dallas, Texas

*at Starkville: MSU, 1-0**at Austin: Tied, 1-1**at Neutral Sites: UT, 1-0***TEXAS A&M (TA&M, 7-6)[^]**

11/28/1912:	TA&M, 41-7	at Houston, Texas
11/1/1913:	MSU, 6-0	at College Station, Texas
11/25/1915:	MSU, 7-0	at Dallas, Texas
10/9/1937:	TA&M, 14-0	at Tyler, Texas
12/31/2000:	MSU, 43-41 (OT)	at Shreveport, La.
11/3/2012:	TA&M, 38-13	at Starkville
11/9/2013:	TA&M, 51-41	at College Station, Texas
10/4/2014:	MSU, 48-31	at Starkville
10/3/2015:	TA&M, 30-17	at College Station, Texas
11/5/2016:	MSU, 35-28	at Starkville
10/28/2017:	MSU, 35-14	at College Station, Texas
10/27/2018:	[^] MSU, 28-13	at Starkville
10/26/2019:	TA&M, 49-30	at College Station, Texas
10/17/2020:	TA&M, 28-14	at Starkville

*at Starkville: MSU, 2-2**at College Station: TA&M, 3-2**at Neutral Sites: Tied, 2-2***TCU (TIED, 0-0-1)**

10/24/1936:	Tied, 0-0	at Dallas, Texas
-------------	-----------	------------------

*at Neutral Sites: Tied, 0-0-1***TEXAS TECH (MSU, 4-2-1)**

10/31/1953:	TT, 27-20	at Jackson, Miss.
9/23/1961:	MSU, 6-0	at Jackson, Miss.
9/19/1964:	TT, 21-7	at Lubbock, Texas
10/7/1967:	MSU, 7-3	at Lubbock, Texas
10/19/1968:	Tie, 28-28	at Jackson, Miss.
10/18/1969:	MSU, 30-26	at Lubbock, Texas
10/17/1970:	MSU, 20-16	at Jackson, Miss.

*at Lubbock: MSU, 2-1**at Neutral Sites: MSU, 2-1-1***TRANSYLVANIA (MSU, 3-0-1)**

10/31/1908:	MSU, 12-5	at Starkville
10/17/1913:	MSU, 31-0	at Columbus, Miss.
10/9/1915:	Tie, 0-0	at Starkville
10/21/1916:	MSU, 13-0	at Starkville

*at Starkville: MSU, 2-0-1**at Neutral Sites: MSU, 1-0***TRINITY (MSU, 1-0)**

10/13/1956:	MSU, 18-6	at Starkville
-------------	-----------	---------------

*at Starkville: MSU, 1-0***TROY (MSU, 4-1)**

10/13/2001:	TU, 21-9	at Starkville
10/12/2002:	MSU, 11-8	at Starkville
9/15/2012:	MSU, 30-24	at Troy, Ala.
9/21/2013:	MSU, 62-7	at Starkville
10/10/2015:	MSU, 45-17	at Starkville

*at Starkville: MSU, 2-1**at Troy: MSU, 1-0***TULANE (MSU, 30-26-2)**

11/19/1901:	TU, 24-6	at New Orleans, La.
11/1/1902:	Tied, 11-11	at New Orleans, La.
12/5/1903:	Tied, 0-0	at New Orleans, La.
10/29/1904:	TU, 10-0	at New Orleans, La.
11/14/1908:	TU, 23-0	at New Orleans, La.
10/30/1909:	TU, 2-0	at New Orleans, La.
11/5/1910:	MSU, 10-0	at New Orleans, La.
11/20/1911:	TU, 5-4	at Starkville
11/9/1912:	TU, 27-24	at New Orleans, La.
11/8/1913:	MSU, 32-0	at Starkville
11/14/1914:	MSU, 61-0	at Jackson, Miss.
11/13/1920:	TU, 6-0	at New Orleans, La.

10/22/1921:	TU, 7-0	at New Orleans, La.
10/28/1922:	TU, 26-0	at New Orleans, La.
11/1/1924:	MSU, 14-6	at New Orleans, La.
10/17/1925:	TU, 25-3	at New Orleans, La.
11/6/1926:	MSU, 14-0	at New Orleans, La.
10/15/1927:	MSU, 13-6	at New Orleans, La.
10/6/1928:	TU, 51-6	at Jackson, Miss.
10/12/1929:	TU, 34-0	at New Orleans, La.
11/1/1930:	TU, 53-0	at New Orleans, La.
10/31/1931:	TU, 59-7	at New Orleans, La.
11/11/1933:	TU, 33-0	at New Orleans, La.
10/29/1938:	TU, 27-0	at New Orleans, La.
11/7/1942:	MSU, 7-0	at New Orleans, La.
11/3/1945:	TU, 14-13	at New Orleans, La.
10/26/1946:	MSU, 14-7	at New Orleans, La.
11/1/1947:	MSU, 20-0	at New Orleans, La.
10/30/1948:	TU, 9-0	at New Orleans, La.
10/29/1949:	TU, 54-6	at New Orleans, La.
11/3/1951:	MSU, 10-7	at New Orleans, La.
11/1/1952:	TU, 34-21	at New Orleans, La.
11/7/1953:	MSU, 21-0	at New Orleans, La.
10/9/1954:	MSU, 14-0	at New Orleans, La.
10/8/1955:	MSU, 14-0	at Starkville
11/3/1956:	TU, 20-14	at New Orleans, La.
11/2/1957:	MSU, 27-6	at Jackson, Miss.
10/12/1962:	MSU, 35-6	at New Orleans, La.
10/12/1963:	MSU, 31-10	at Jackson, Miss.
10/10/1964:	MSU, 17-6	at Starkville
10/22/1965:	TU, 17-15	at New Orleans, La.
9/4/1982:	MSU, 30-21	at New Orleans, La.
9/3/1983:	MSU, 14-9	at Starkville
9/1/1984:	MSU, 30-3	at New Orleans, La.
10/19/1985:	MSU, 31-27	at Starkville
10/18/1986:	MSU, 34-27	at New Orleans, La.
11/7/1987:	TU, 30-19	at Starkville
11/19/1988:	TU, 27-22	at New Orleans, La.
11/1/1989:	MSU, 27-7	at Starkville
10/20/1990:	MSU, 38-17	at New Orleans, La.
9/14/1991:	MSU, 48-0	at Starkville
9/25/1993:	MSU, 36-10	at New Orleans, La.
10/22/1994:	MSU, 66-22	at Starkville
9/13/2003:	TU, 31-28	at New Orleans, La.
9/4/2004:	MSU, 28-7	at Starkville
9/17/2005:	MSU, 21-14	at Shreveport, La.
9/16/2006:	TU, 32-29	at Starkville
9/8/2007:	MSU, 38-17	at New Orleans, La.

*at Starkville: MSU, 9-3**at New Orleans: TU, 22-17-2**at Neutral Sites: MSU, 4-1***TULSA (MSU, 1-0)**

12/31/2020:	MSU, 28-26	at Fort Worth, Texas
-------------	------------	----------------------

*at Neutral Sites: MSU, 1-0***UAB (MSU, 5-1)**

10/9/2004:	UAB, 27-13	at Starkville
9/23/2006:	MSU, 16-10 (OT)	at Birmingham, Ala.
10/6/2007:	MSU, 30-13	at Starkville
10/23/2010:	MSU, 29-24	at Starkville
10/8/2011:	MSU, 21-3	at Birmingham, Ala.
9/6/2014:	MSU, 47-34	at Starkville

*at Starkville: MSU, 3-1**at Birmingham: MSU, 2-0***UCF (MSU, 2-0)**

10/25/1997:	MSU 35-28	at Starkville
12/29/2007:	MSU 10-3	at Memphis, Tenn.

*at Starkville: MSU, 1-0**at Neutral Sites: MSU 1-0***UMASS (MSU, 2-0)**

9/24/2016:	MSU, 47-35	at Foxborough, Mass.
11/4/2017:	MSU, 34-23	at Starkville

*at Foxborough: MSU, 1-0**at Starkville: MSU, 1-0***UNION (MSU, 5-2)**

11/16/1895:	UU, 21-0	at Jackson, Miss.
10/10/1896:	UU, 8-0	at Starkville
10/19/1907:	MSU, 80-0	at Starkville
11/2/1909:	MSU, 25-0	at Columbus, Miss.
11/10/1923:	MSU, 6-0	at Starkville
10/25/1941:	MSU, 56-7	at Starkville
9/26/1942:	MSU, 35-2	at Starkville

*at Starkville: MSU, 4-1**at Jackson: UU, 1-0**at Neutral Sites: MSU, 1-0***UT MARTIN (MSU, 2-0)**

11/5/2011:	MSU, 55-17	at Starkville
11/8/2014:	MSU, 45-16	at Starkville

*at Starkville: MSU, 2-0***VANDERBILT (MSU, 14-7-2)**

10/1/1904:	VU, 30-0	at Columbus, Miss.
11/3/1923:	Tied, 0-0	at Nashville, Tenn.
11/8/1924:	VU, 18-0	at Nashville, Tenn.
10/21/1933:	Tied, 7-7	at Nashville, Tenn.
9/29/1934:	VU, 7-0	at Nashville, Tenn.
9/28/1935:	VU, 14-9	at Nashville, Tenn.
10/17/1942:	MSU, 33-0	at Nashville, Tenn.
9/26/1970:	MSU, 20-6	at Memphis, Tenn.
9/25/1971:	VU, 49-19	at Starkville
9/23/1972:	MSU, 10-6	at Nashville, Tenn.
9/22/1973:	MSU, 52-21	at Starkville
9/20/1980:	MSU, 24-14	at Nashville, Tenn.
9/19/1981:	MSU, 29-9	at Starkville
9/10/1988:	VU, 24-20	at Nashville, Tenn.
9/2/1989:	MSU, 42-7	at Starkville
9/5/1998:	MSU, 42-0	at Starkville
10/2/1999:	MSU, 42-14	at Nashville, Tenn.
10/4/2003:	MSU, 30-21	at Starkville
10/2/2004:	VU, 31-13	at Nashville, Tenn.
10/11/2008:	MSU, 17-14	at Starkville
9/19/2009:	MSU, 15-3	at Nashville, Tenn.
11/22/2014:	MSU, 51-0	at Starkville
11/7/2020:	MSU, 24-17	at Starkville

*at Starkville: MSU, 8-1**at Nashville: Tied, 5-5-2**at Neutral Sites: Tied, 1-1***WAKE FOREST (MSU, 1-0)**

2011:	MSU, 23-17	at Nashville, Tenn.
-------	------------	---------------------

*at Neutral Sites: MSU, 1-0***WASHINGTON (UW, 1-0)***

9/10/1977:	*MSU, 27-18	at Seattle, Wash.
------------	-------------	-------------------

*at Seattle: UW, 1-0***WASHINGTON [ST. LOUIS] (WU, 1-0)**

1924:	WU, 12-6	at St. Louis, Mo.
-------	----------	-------------------

*at St. Louis: WU, 1-0***WEST TEXAS STATE (MSU, 1-0)**

1978:	MSU, 28-0	at Jackson, Miss.
-------	-----------	-------------------

*at Neutral Sites: MSU, 1-0***WEST VIRGINIA (WVU, 2-0)**

10/7/2006:	WVU, 42-14	at Starkville
10/20/2007:	WVU, 38-13	at Morgantown, W.Va.

*at Starkville: WVU, 1-0**at Morgantown: WVU, 1-0***WILLIAM & MARY (MSU, 1-0)**

9/7/1974:	MSU, 49-7	at Jackson, Miss.
-----------	-----------	-------------------

*at Neutral Sites: MSU, 1-0***XAVIER [OHIO] (MSU, 1-0)**

10/26/1935:	MSU, 7-0	at Cincinnati, Ohio
-------------	----------	---------------------

at Cincinnati: MSU, 1-0

* - Denotes wins which were forfeited due to NCAA infractions

[^] - Denotes wins which were vacated by the NCAA Committee on Infractions



ADAMS, Deke (Southern Miss, 2008)	DL (2019)
ALDRIDGE, Dennis (Texas, 1969)	WR (1970-72); RB (1973); QB (1974-77)
AMDEDE, Lynn (LSU, 1962)	OC/QB (1996-98)
ARIANS, Bruce (Virginia Tech, 1974)	WR (1978-80); OC/QB (1993-95)
ARMSTRONG, Pee Wee (MSU)	Asst. (1937-38)
ARNETT, Zach (New Mexico, 2009)	DC/LB (2020-)
AIKEN, D.W. (Ole Miss)	Asst. (1935-37)
BAKER, Brian (Maryland, 1985)	DL (2016-18)
BARFIELD, Doug (Southern Miss, 1957)	Off. Asst. (1981)
BEAMER, Shane (Virginia Tech, 1999)	CB (2004-05); RB (2006)
BENDER, Vic (Louisiana-Monroe, 1969)	LB (1974-75)
BERRY, Todd (Tulsa, 1983)	WR (1989-90)
BLACK, Ricky (MSU, 1971)	TE (1991-96)
BLAKE, John (Oklahoma, 1986)	DL (2003)
BOYD, Bob (Texas A&M, 1964)	TE (1997-98)
BRANCH, Jesse (Arkansas, 1962)	Asst. (1966)
BREINER, Andrew (Lock Haven, 2006)	QB (2018-19)
BREWSTER, Tim (Illinois, 1983)	WR (2012)
BROCK, Matt (Baker, 2011)	Special Teams Coordinator/OLB (2020-)
BROWN, Ralph "Rabbit" (MSU, 1931)	Asst. (1954-58)
BROWN, Watson (Vanderbilt, 1973)	OC/QB (1991-92)
BRUCE, Johnny (MSU, 1974)	DE (1984-85)
BUCKLEY, Terrell (Florida State, 2007)	CB (2016-19)
BURNEY, Jacob (Chattanooga, 1981)	ILB (1988)
CALHOUN, Shelby (LSU, 1934)	Asst. (1938-39)
CAMP, Jim (North Carolina, 1947)	Off. Backs (1953)
CAMPBELL, Louis (Arkansas, 1973)	LB (2008)
CAMPBELL, Steve (Troy, 1988)	OL (2003)
CARA, Mac (Inc State, 1937)	Ends (1949-53)
CARIDEO, Frank (Notre Dame, 1930)	Asst. (1935-38)
CARLISLE, Dyer (Samford, 1971)	DB (1987); DC/DB (1988)
CARMODY, Jim (Tulane, 1956)	DL (1964-66); DC/OL (1989-90)
CHADWICK, E.B. (MSU, 1927)	Asst. (1928-29)
CHADWICK, W.D. (Marietta)	Asst. (1914-17)
CHAMPION, Jim (MSU, 1949)	OL (1957-61)
CHRISTOPHEL, Rick (Austin Peay, 1975)	WR (1991-94)
CLAY, Bill (Arkansas, 1963)	DB (1989); OC (1990); DC (1991-94)
COLLINS, Bobby (MSU, 1958)	Freshmen/Asst. Backfield (1957-60)
COLLINS, Geoff (Western Carolina, 1994)	LB/Co-DC (2011-12); LB/DC (2013-14)
CONKRIGHT, William F. "Red" (Oklahoma, 1936)	Asst. (1950-51)
COOPER, Ron (Jacksonville State, 1983)	DC/S (2003)
CORRERO, John (MSU, 1962)	Asst. Freshman/Backfield (1962-63)
CRANE, Russell (Illinois)	Asst. (1930-35)
CRAWFORD, Denver (Tennessee, 1947)	Asst. (1952-53)
CROUSEN, Joe (Sul Ross State, 1963)	TE/K (1979-81); OL/K (1982-85)
DANIELS, Keith (Mississippi College, 1969)	OC/QB (1989)
DAUBER, Ray (Iowa, 1925)	Asst. (1930-31)
DAVIS, Glenn (Delta State, 1982)	RB (1997-2003)
DAVIS, Harper (MSU, 1948)	Asst. (1956-58)
DAVIS, Paul (Ole Miss, 1946)	Off. Backs (1961)
DIAZ, Manny (Florida State, 1995)	DC/LB (2010, 14)
DICKENS, Phil (Tennessee, 1936)	Asst. (1945-47)
DICKEY, Darrell (Kansas State, 1983)	QB (1990)
DOMAHUE, Ken (Tennessee, 1950)	DL (1961-63)
DODLEY, Bill (MSU, 1955)	Freshmen/Asst. OL (1957-60); OL (1963)
DOVE, Marc (Texas Tech, 1972)	DB (1978-81); DC/DB (1982-83)
DRAYTON, Stan (Allegheny [Pa.] College, 1993)	RB (2004)
DUNN, Joe Lee (Chattanooga, 1968)	DC/DE (1996-2002)
DYKES, Spike (Stephen F. Austin, 1959)	OL (1979)
EDMONDSON, Larry (Texas A&M, 1984)	WR (1996)
ELLIOTT, Brett (Linfield, 2005)	QB (2017)
ENGLISH, Ron (UC-Berkeley, 1991)	Safeties (2017)
EWING, Hickman (Samford)	Freshmen (1948)
FABRIS, Frank (Tulane, 1953)	OL (1967-68); DL (1969)
FATHERREE, Jesse (LSU, 1935)	Backs (1949-51)
FELKER, Rocky (MSU, 1975)	JV (1975); TE (1976-77); QB (1978); Football Ops (2002-2006); RB (2006-2008); Player Development (2009-17)
FERRIS, David "Boo" (MSU)	Asst. (1967)
FIELD, Bob (Arkansas, 1970)	DB (1973-76); DC/DB (1977)
FISHER, Sonny (MSU, 1964)	Recruiting (1968)
FORD, Bob (Memphis, 1955)	Asst. Head Coach (1966)
FORD, Robert (Houston, 1973)	TE (1982-84)
FREMIN, Jerry (Southern Miss, 1976)	OL (1997-2000)
GARBER, Chip (Maryland, 1978)	DB (1990)
GARRETT, Charles (Mississippi College, 1963)	QB (1973); RB (1974-77); DE (1978)
GEBHART, Smylie (Georgia Tech, 1972)	Def. Asst. (1973-76)
GETSY, Luke (Akron, 2004)	OC/WR (2018)
GOODE, Tom (MSU, 1960)	OL (1972-75); OC (1984-85); OL (1986-88)

GONZALES, Billy (Colorado State 1994)	WR (2013-17); Co-OC (2014-17)
GOODMAN, Gerald (North Alabama, 1978)	DB (1985)
GRANTHAM, Todd (Virginia Tech, 1989)	DC/LB (2017)
GRAY, Ronnie (MSU, 1970)	DE (1974-78); DT (1985); DC/ILB (1986-87)
GREGORY, Roy (Chattanooga, 1968)	Asst. Head Coach/RB (1986-88)
GRIMES, J.B. (Henderson [Ark.] State, 1977)	OL (2004-08)
GULLETTE, Ted (Delta State, 1972)	GA (1973-74); WR (1975-78)
HALBERT, Frank (Ole Miss, 1962)	Off. Backs (1970-71); DL (1972); DE (1973)
HALE, Goat (Mississippi College)	Asst. (1933-36)
HALEY, Brick (Alabama A&M, 1989)	DL (2004-06)
HALLMAN, Cruiley (Texas A&M, 1978)	DB (2002-03)
HARBISON, Charlie (Gardner-Webb, 1985)	S (2007); DC (2008)
HAYES, Billy (Albion)	Asst. (1911-13; 1918-23)
HEVESY, John (Maine, 1999)	OL (2009-17); Co-OC (2014-17)
HELMIS, Jim (Texas, 1967)	Asst. Head Coach/RB (1991-96)
HENDRICK, John (Pittsburgh, 1981)	DL (1995-02)
HLDBRAND, Bill (MSU, 1947)	Ends (1947-48); Fr. (1952-53); DC (1967-68)
HILYER, Jim (Stetson, 1957)	GA (1963); LB (1964-66)
HITT, Dick (Mississippi College)	Ends (1944-47)
HOCH, Vince (Pfeiffer College, 1966)	DB (1986)
HOLLIDAY, Guy (Cheney [Pa.], 1987)	WR (2003-06)
HUDSPETH, Mark (Delta State, 1992)	WR (2009-10); Associate HC/TE (2018)
HUFF, Charles (Hampton, 2005)	Assistant HC/RB (2018)
HUGHES, Tony (Southern Miss, 1980) ... Safeties (2009-15); Associate HC/TE (2019); Associate HC/Nickelbacks (2020-)	
JENKINS, John (Arkansas, 1974)	OLB (1979-83)
JENKINS, Pete (Western Carolina, 1963)	DL (1991-94)
JOHNSON, Brian (Utah, 2008)	DB (2014-16)
JOHNSON, Denver (Tulsa, 1981)	OL (1993-94)
JOHNSON, Ellis (The Citadel, 1975)	DC (2004-07)
JOHNSON, Marcus (Ole Miss, 2004)	OL (2018-19)
JOHNSON, Michael (Akron, 2008)	WR (2019)
JONES, Alan (Delta State, 1969)	JV (1973); TE (1974); WR (1975)
JONES, Amos (Alabama, 1982)	LB/Special Teams (2004-06)
JONES, Frank (North Carolina, 1948)	Off. Backs (1962-65)
JONES, Joey (Alabama, 1989)	Special Teams Coordinator (2018-19)
JONES, Leo (Southeastern Louisiana, 1951)	Freshmen (1968-72)
KELLOGG, Bob (Tulane, 1939)	Backs (1954-58)
KETTLER, Elwood (Texas A&M, 1955)	DC (1970-72)
KITCHENS, Freddie (Alabama, 1998)	TE (2004); RB (2005)
KLINDWORTH, Martin (MSU, 1920)	Asst. Coach (1930-32)
KNOX, Greg (Northeastern State, 1986)	RB (2009-17); Special Teams Coordinator (2014-17)
KOENING, Les (Texas, 1981)	WR (1986-89); OC/DB (2009-13)
KRISTYNIK, Marvin (Texas, 1965)	Asst. Freshman (1967)
LEE, George (Delta State, 1969)	JV Secondary (1972-73)
LEWIS, Art (Ohio)	Line (1949)
LEWIS, Terry (Southern, 1970)	Tackles/TE (2001-03)
LINGUIST, Maurice (Baylor, 2006)	Safeties (2016)
LOGAN, Steve (Tulsa, 1975)	QB (1987-88)
LOONEY, D.J. (MSU, 2010)	TE (2017)
LUKABU, Tem (Colgate, 2004)	LB (2018)
MALAVASI, Ray (MSU)	Asst. (1952-53)
MAJORS, Johnny (Tennessee, 1957)	DB (1960-63)
MANLEY, C.T. (Southeastern Louisiana, 1942)	Asst. (1949-51)
MAPP, Marcus (MSU, 1937)	Backs (1944-48)
MARTIN, Dan (Auburn, 1901)	Asst. (1907)
MARVE, Chris (Vanderbilt, 1989)	LB (2019)
McBATH, Darcel (Texas Tech, 2008)	CB (2020-)
McCORVEY, Woody (Alabama State, 1972)	OC/DB (2004-08)
McCRAY, Carroll (Gardner-Webb, 1983)	C/OG (2001-02)
McCULLOUGH, Leo. (MSU, 1949)	[1954-56]; (1957-59); (1964-68)
McGEORGE, Hal (MSU, 1907)	Asst. (1908)
MELE, Eric (William Patterson, 2002)	RB (2020-)
MILLER, Mason (Valdosta State, 1999)	OL (2020-)
MIRANDO, Angelo (Case-Western, 2008)	WR (2011)
MOLINSKI, Ed (Tennessee, 1940)	Line (1944-48)
MOON, Lee (VMI, 1970)	LB (1982-84)
MOORE, Elwyn (MSU)	Asst. (1933-34)
MORRIS, Fred (Mississippi College, 1954)	DL (1967-68); DC/LB (1969)
MORRISS, Guy (TCU, 1984)	OL (1996)
MORRIS, Tom (MSU, 1953)	OL (1962)
MULLINS, Gary (Houston, 1972)	Off. Backs (1979-83)
MURPHY, Billy "Spook" (MSU, 1946)	DB/P (1952-53)
NICHOL, Dave (Texas Tech, 1999)	Inside Receivers (2020-)
NOBLE, Dudy (MSU, 1915)	Asst. (1919-21; 1923-29)
NUSZ, David (Maryland, 1955)	DB (1970-72)
OFSTIE, Harold (Wisconsin)	Asst. (1922)
OWENS, David (MSU, 1950)	Freshmen (1961-63); OL (1964-65); Freshmen (1966)

PARKER, Henry Lee (MSU, 1948)	Asst. Off. Coach (1956-62); LB (1963)
PATRICK, J.W. (MSU, 1942)	Asst. (1959-61)
PERKINS, Ray (Alabama, 1967)	WR (1973)
PHELPS, Jeff (Ball State, 1998)	DL (2020-)
PITTMAN, Jim (MSU, 1950)	Freshmen (1951-53); Asst. (1954-55)
PLUMMER, Johnny (Mississippi College, 1960)	Off. Backs (1984-85)
POPE, Ken (Oklahoma, 1975)	OLB (1991-94)
PROCTOR, Bobby (Arkansas, 1955)	DB (1964-66)
PULLEN, Jerry (UAB, 1979)	OLB (1987-88)
RADER, David (Tulsa, 1980)	OC/Off. Backs (1986)
RANDALL, Craig (Colgate, 1956)	DL (1979-81; 1987-88)
REED, Wesley (Louisiana College, 1963)	Fr. Line (1970-72); OL/K (1973-75); DE/K (1976-77)
RICHARDSON, Terry (Syracuse, 1994)	Assistant HC/RB (2019)
ROBERTSON, Melvin (West Texas State, 1950)	DC (1984-85)
ROYAL, Darrell (Oklahoma, 1949)	Off. Backs (1952)
SANDHAHL, Al (Louisiana College, 1963)	Freshman OL (1973); Asst. (1974)
SALLACH, Scott (Ursinus, 1994)	TE (2009-16); Player Personnel (2017)
SCALES, Walter (MSU, 1931)	Asst. (1933-34)
SHARPE, Jimmy (Alabama, 1963)	Asst. Head Coach/OC (1978)
SHELTON, John (Louisville, 1952)	Off. Backs (1966)
SHIRA, Charley (MSU, 1954)	Asst. (1952); Line Coach (1954-56)
SHOOP, Bob (Yale, 1998)	DC/Safeties (2018)
SIRMION, Peter (Oregon, 1999)	DC/LB (2016)
SMITH, Eugene (Mississippi College, 1980)	OLB (1989-90)
SMITH, Melvin (Missaps, 1982)	WR (1995); DB (1996-01); DB (2006-12)
SPOONER, Vic (Texas Tech, 1954)	Ends (1962-63); DC/Ends (1964-66)
SPRAYBERRY, Steve (Alabama, 1974)	OL (1976-78)
SPURRIER JR., Steve (Duke, 1994)	Outside Receivers (2020-)
STACY, Billy (MSU, 1959)	DB (1967-68); WR (1969)
STOKES, John (Army)	Asst. (1935-37)
STRANGE, Clarence "Pop" (LSU, 1937)	Asst. Line (1949-51)
STRINGER, Reed (Delta State, 2001)	TE (2005-); Special Teams (2007)
STUART, Clyde (MSU, 1927)	Off. Backs (1959-60)
STUMP, Craig (Texas A&M, 1987)	WR (1997-02)
SULLINS, S.E. (North Alabama, 1962)	DT (1973-75); LB (1976-77); DC (1978); DL (1982-84); LB (1985)
TAYLOR, Ronald (Southern Miss, 1980)	TE (1986-90)
TIPPETT, Howard (East Tennessee State, 1958)	Asst. Head Coach/LB (1973); DC (1979)
TOHILL, Billy (MSU, 1961)	Asst. Backs Coach (1962-65)
TOMPKINS, Jim (Troy, 1962)	ILB (1989-03); Player Relations (2004)
TORBUSH, Carl (Carson-Newman, 1974)	DC (2009)
TOWNSEND, Deshea (Alabama 1997)	CB (2013-15)
TRICKETT, Rick (Glenville State, 1972)	OL (1989-92)
TRUITT, John (MSU)	Asst. (1948-51)
TURNBOW, Bill (Texas Tech, 1960)	OL (1967; 1969); OC/OL (1970-71)
TURNER, David (Davidson, 1985)	DL (2007-09); DL (2013-15)
TYLER, Bob (Ole Miss, 1958)	OC (1972)
VALESENTE, Bob (Ithaca, 1962)	DC (1980-81)
WALKER, Ronald "Brownie" (MSU, 1963)	LB (1967-68); Freshmen (1969-72)
WALKER, Wade (Oklahoma, 1950)	Line (1954-55)
WALLACE, Bobby (MSU, 1976)	DC (1986)
WARMATH, Murray (Tennessee, 1934)	Line (1939-45)
WASHINGTON, Jason (Texas State, 2002)	Safeties (2020-)
WASHINGTON, Pat (Auburn, 1987)	WR (2007-08)
WATSON, Pat (MSU, 1965)	DL (1970-71)
WATTS, Morris (Tulsa, 1961)	OC/QB (2003)
WEAVER, DeWitt (Tennessee, 1936)	Line (1946-48)
WHITE, Alan (Wake Forest, 1962)	WR (1968); DB (1969)
WILSON, Barry (LSU, 1969)	OL (1979-83)
WILSON, Chris (Oklahoma, 1992)	Asst. DC/OL (2010); DC/OL (2011-12)
WILSON, David (Troy State, 1977)	TE (1999-00); Football Ops (2001)
WOODS, Sparky (Carson-Newman, 1976)	OC/QB (1999-02)
WRIGHT, Jim (Texas A&M, 1958)	OC (1967-69)
WYATT, Bowden (Tennessee, 1938)	Ends (1939-42; 1946)

Current MSU staff members in BOLD

Year indicates season

41

D

43



HEIDELBERG, G.C.	1896	HUDSON, Rodney	1992-94	JAMES, Mike	1993-94	JONES, Kenzaki	1996-97-98-99
HEIDENREICH, Jon	1988	HUFF, J.H.	1919-20	JAMES, Nick	2012-14-15-16	JONES, Kobe	2017-18-19-20
HEMPHILL, Sylvester	2009-10-11-12	HUGHES, Chris	2010-11-12	JAMES, Tony	1989-90-91-92	JONES, L.I.	1922
HENDERSHOT, Mike	1986-87-88-89	HUGHES, Jamon	2006-07	JANOUS, Frank	1960	JONES, Murphy	1932-33-34
HENDERSON, Brandon	2008-09-10	HUGHES, Jay	1969-71	JASON, Devonta	2018	JONES, P.J.	2011-12-13-14
HENDERSON, N.C.	1925	HUGHES, Jay	2011-12-14	JAYNE, J.M.	1895-96	JONES, Rodney	1975-76
HENDERSON, Omar	1995-97-99	HUGHES, Jesse	1941-42-46-47	JEFFCOAT, Jeff	1990	JONES, Ronny	1970-71-72
HENIG, Michael	2005-06-07	HUGHES, John	1941-42	JEFFERSON, A.J.	2013-14-15-16	JONES, W.W.	1946-47
HENLEY, R.N.	1917-18-19-21	HUGHES, T.G.	1902	JEFFERSON, Billy	1938-39-40	JONES, Wayne	1971-72-73
HENRY, Kevin	1990-91-92	HUGHES, Vernon	1944-46	JEFFREY, Bob	1948-49-50	JORDAN, Byron	1989-90-91-92
HENSON, J.C.	1933-34-35	HULL, Harvey	1973-74-75-76	JEFFREY, R.H.	1945	JORDAN, Chuck	1969-70-71
HERRERA, Dio	2005	HULL, Kent	1979-80-81-82	JENKINS, Anthony	1978-79	JORDAN, Jack	1973
HERRING, Gay	1947-48	HULL, Maury	1983	JENKINS, Craig	2006-07-08-09	JORDAN, Kinney	1975-76
HERRINGTON, Bob	1930-31-33	HULL, W.A.	1906	JENKINS, Elgton	2015-16-17-18	JORDAN, Todd	1989-91-92-93
HERRINGTON, Ken	1962	HUMPHRIES, C.D.	1905	JENKINS, Jimmy	1960-61-62	JOSEPH, Donald	1951-53
HESTER, C.F.	1902-03	HUMPHRIES, Keon	2005-06-07	JENKINS, Justin	2000-01-02-03	JOSEPH, Keith	1989-90-91-92
HICKS, Robert	1994-95-96-97	HUNT, Mike	2010	JENNINGS, Joe	1967-68-69	JOSEPH, Norman	1975-76
HIGGINS, Glenn	1965-66	HUNT, Purvis	1993-94	JENNINGS, John	1995-96-97	JOY, Buzz	1969
HIGH, Terry	1988-89-91	HUNTER, Paul	1996-97-98-99	JENNINGS, Morley	1910-11	JUDGE, Joe	2002-03-04
HIGHT, Fred	1935-36-37	HUNTINGTON, Larry	1999-2000	JENNINGS, R.J.	2018-19-20	JUNG, Traver	2016-17
HILDEBRAND, Bill	1944-45-46	HURDLE, Bud	1988	JEWELL, Rob	1992	JUNKIN, Bobby	1980-81-82
HILL, Billy	1959-60-61	HURLEY, Drake	1984-85	JILES, Cedric	2013-15-16		
HILL, Brandon	2011-12-13-14	HURST, F.J.	1913-14	JIMISON, Jay	2020		
HILL, Demetrius	1989-90	HURST, J.I.	1917	JOHNSON, Anthony	2006-07	KAPP, Athony	1997-98
HILL, Jonathan	2004-05-06	HURST, Nelson	2008	JOHNSON, Antonio	2005-06	KATUSA, John	1951-52-53
HILL, Kylin	2017-18-19-20	HUSBAND, Jason	2004-05-06-07	JOHNSON, Chris	1992-93-94	KELLY, David	1959-60-61
HILLIARD, John	1995-97-98-99	HUTCHERSON, Darriion	2014-15	JOHNSON, Dennis	1974-75-76-77	KELLY, M.E.	1917-18
HILLMAN, Grant	1997	HUTCHINS, Carl	1999-2000-01-02	JOHNSON, Dillon	2020	KELLY, Reginald	1995-96-97-98
HINE, C.R.	1934	HUTCHINS, Heath	2009-10	JOHNSON, Harvey	1938-39-40	KELLY, Tommy	2001-02-03
HITT, Mark	1975-76-77	HUTCHINSON, Willie	1994	JOHNSON, Jamaal	2004-05	KENNAN, Robert	1934-35-36
HODGES, Dave	1958	HUTSON, Brian	1984-85-86	JOHNSON, James "J.J."	1997-98	KENNEDY, Buck	1958-59-60
HODGES, Price	1963-64	HUTSON, Frank	1960-61	JOHNSON, Jeramie	2003-04-05-06	KENNEYBREW, Darrell	1985-87-88
HOELSCHER, Bob	1954	HUTTO, Randy	1960-61-62	JOHNSON, Jerry	1972	KERBY, E.M.	1944-45
HOGAN, Dan	1980-83	HYDRICK, Joey	2000	JOHNSON, Jett	2020	KERN, Kenny	2003-04
HOGGATT, Eric	1969-70-71	HYMEL, Calvin	1973-74-75	JOHNSON, Jocquell	2016	KEY, Sidney	1973-74-75
HOLDER, Barry	1972			JOHNSON, Justin	2015-16-17-18	KEYS, Bert	1997-98
HOLLEY, Dylan	2012-13			JOHNSON, Kenneth	1980-81-82-83	KEYS, Richard	1973-74-75-76
HOLLIMAN, Joel	1969-70-71			JOHNSON, Kenny	1976-77-78-79	KEYS, Tyrone	1977-78-79-80
HOLLINGSHEAD, Lev.	1953-54-55			JOHNSON, Kwatrivous	2020	KHABEER, Johnathan	1995
HOLLINGSWORTH, Tom	1991-92			JOHNSON, M.E.	1946-47-48	KILBY-LANE, Sh'mar	2018-19
HOLLOWAY, Brandon	2013-14-15-16			JOHNSON, Malcolm	2011-12-13-14	KIMBALL, Hunter	1911-12-14
HOLLOWAY, James	1993-94			JOHNSON, Robert	2011-12-13-14	KIMBROUGH, Bob	1970-71
HOLLOWAY, W.A.	1895			JOHNSON, Steve	1979-80-81-82	KING, Billy	1955-56
HOLLY, Keith	1972			JOHNSON, Terrell	2008	KING, Brodie	2020
HOLMES, Christian	2011-12-13-14			JOHNSON, W.C.	1983-84-85	KING, Chick	1970-71
HOLMES, Jimmie	2007-08			JOHNSON, William	1984-85	KING, Dewayne	1986-87-88-89
HOLT, Bill	1974			JOHNSTON, Bob	1964	KING, Donald Ray	1978-79-80-81
HOOKER, Lenard	1987			JOHNSTON, Ty	1986-87-88	KINGREY, Ken	1974
HOOVER, Dan	1993-94-95-96			JOINER, Adam	1999	KINNEY, H.C.	1913-14
HOPPER, R.C.	1924-25			JONES, Adam	1988	KIRKLAND, Ronny	1962-63
HOPPER, R.E.	1924-25			JONES, Blake	2000-01-02-03	KIRKLAND, Todd	1981-82-83-84
HORNBACK Eddie	1982-83			JONES, Bobby	1963-64	KISER, Bill	1965-66-67
HORNE, Hillery	1941-42-44			JONES, Chris	2013-14-15	KIZER, J.G.	1917
HORNE, Leslie	1930-32			JONES, Chris	1992-93-94-95	KLICKER, Albert	1948
HORNE, Nathan	1987			JONES, Darnell	2001-02-03-04	KLINDWORTH, M.E.	1919-20
HORTON, Brad	2003-04-05			JONES, Devin	2009-10-11-12	KNIGHT, Bill	1988-89
HORTON, G.C.	1917			JONES, Donte'a	2017-18-19	KNIGHT, Bobby	1966
HOSKINS, Eric	2007-08			JONES, E.B.	1925-26	KNIGHT, C.A.	1908
HOUGH, P.M.	1918-19-20-21			JONES, E.R.	1909	KNIGHT, Danny	1980-81-82-83
HOUSE, Avery	2003-05			JONES, H.T.	1914-15	KNIGHT, Kelvin	1990-91-92-93
HOUSTON, P.D.	1921			JONES, H.W.	1939-40-41	KNIGHT, Rob	1996-97-99-2000
HOWARD, Anse	1941-42-46			JONES, I.L.	1901-02	KNOTTS, Kenneth	1995-96
HOWARD, Billy	1944-45			JONES, James	1976-77-78-79	KOLKA, Kevin	1991
HOWARD, J.R.	1896			JONES, Jamie	2008-09-10-11	KOONTZ, Henry	1980-81-82-83
HOWELL, Stanley	1976-77-78-79			JONES, Jarrian	2019	KOTOWSKI, Tony	1950-51
HOWIE, Jeff	2010			JONES, Jay	1987	KOWALSKI, Anthony	1941-42
HOWIE, R.M.	1901			JONES, Jeremy	1995-96-97-98	KYLES, Jarvis	2007-08
HOYETT, Braxton	2016-17-18			JONES, Jeremy	2007		
HUBBARD, J.L.	1922-23			JONES, Kameron	2020		
HUDGINS, Ed	1965-66-67			JONES, Kendell	2017-18		

K

L



LAIRO, R.F.	1924	LUMPKIN, Aaron	2000-01-02-03	McCRACKEN, W.G.	1944	MILLER, Jimmy	2005
LAMBERT, Gary	1980-81-82-83	LUNDIE, Orlando	1983-84-85	McCRANEY, Cortez	2007-08	MILLER, John	1979-80-81-82
LAMM, Art	1978	LUNDY, T.E.	1929-30-31	McCRARY, Fred	1991-92-93-94	MILLER, L.C.	1923-24
LANCASTER, Bill	1969-71	LUSTER, Frankie	1990-91-92-93	McCULLAND, John	1988	MILLER, Mike	1988
LANCASTER, Brian	1992	LYNCH, T.R.	1922	McCULLEN, I.	1916	MILLER, Tom	1956-57
LANE, J.H.	1918-23	LYNCH, Thayer	1937-38	McCULLOUGH, Colby	1993-94	MILLS, A.P.	1910-11
LANE, Jimbo	1963-64-65	LYNN, Mark	2010	McDOLE, Mardye	1977-78-79-80	MILLS, E.E.	1902-03
LANDREWS, Jaquarius	2018-19			McDONALD, Mike	1980-81-82	MILNER, Sammy	1968-69-70
LANGSTON, Maurice	2009-10			McDOUGAL, Clarence	2003-04-05	MILONS, Tee	2002-03-04-05
LARSEN, Bootsie	1963-64-65			McDOUGAL, Lloyd	1945	MILTON, Derrick	2012-13
LATHAM, Sam	1956-57			McDOWELL, G.R.	1938-39-40	MINK, Robby	1979-80
LATHAM, Sam	2010			McELROY, Dick	1970-71-72	MINOR, Durward	1985-86-87-88
LATHRAM, M.W.	1936-37			McELROY, Tom	1971	MINOR, Longstreet	1906
LATTIMER, W.H.	1904			McELVEEN, M.	1927-28	MINOR, Marco	2000-01
LAWRENCE, Addison	2008-09-10-11			McENANY, Mike	1979-80-81-82	MINYARD, B.J.	1935
LAWRENCE, Cameron	2009-10-11-12			McGEE, Chauncey	1995-96	MINYARD, W.N.	1920-21
LAWRENCE, Dylan	2020			McGEE, Keffer	1994-95-96	MITCHELL, Carsno	1981-82-83
LAWRENCE, Mike	1973-74-76-77			McGEORGE, Hal	1904-05-06-07	MITCHELL, Charles	2008-09-10-11
LAWSON, Eric	2011			McGILL, Izell	1994-95-96-97	MITCHELL, David	1976-77
LEASY, Wesley	1991-92-93-94			McGLASKER, Darryl	1974-75-76-77	MITCHELL, E.F.	1926
LEE, Bill	1973-74-75-77			McGOWAN, W.G.	1920-21-22	MITCHELL, Osirus	2017-18-19-20
LEE, Courtney	2000-01			McGRAW, Dick	1965-66-67	MITCHELL, T.A.	1895-96
LEE, Donald	1999-2000-01-02			McGRAW, F.A.	1901	MIXON, Keith	2016-17-18
LEE, Dontavian	2015-16-17-18			McGUIRE, Bill	1963-64	MIZE, William	1930
LEE, S.B.	1910			McINGVALE, George	1942-45	MOAK, Johnny	1935-36-37
LEE, Tyson	2008-09			McINNIS, D.C.	1920	MOATES, Jennings	1941-42-46
LEGGETT, Jerry	1985-86			McINNIS, E.C.	1905-06-07-08	MOHLER, Robert	1950
LEIKAM, Ken	1982-83			McINTOSH, Mark	1977-78	MOLDEN, Bobby	1975-76-77-78
LENOIR, R.L.	1929-30			McINTOSH, P.K.	1905	MOLLERE, L.A.	1934-35-36
LEONARD, R.L.	1917			McKAY, J.V.	1895	MONAGHAN, Mike	1973
LEWIS, Chester	1995			McKEE, John	1952-53	MONROE, Henry	1976-77-78
LEWIS, D.D.	1965-66-67			McKELPHIN, Marvell	1984-85-86	MONROE, Willie	1976-77-78
LEWIS, H.R.	1926-27-28			McKENNA, R.J.	1982-83-84-85	MONROE, Willie	1985-86
LEWIS, Howard	1973-74-75			McKENZIE, Duncan	1974-75-76-77	MONTGOMERY, H.C.	1895
LEWIS, Jameon	2011-12-13-14			McKINLEY, Alvin	1998-99	MONTGOMERY, J.F.	1906
LEWIS, Leo	2016-17-18-19			McKINLEY, Dennis	1995-96-97-98	MONTGOMERY, Mi.	1990-91-92-93
LEWIS, W.I.	1929			McKINNEY, Benardrick	2012-13-14	MOODY, Jimmy	1965
LEWY, H.E.	1913			McKINZIE, W.M.	1920-23	MOON, Bill	1963
LIGER, Eugene	1999-2001			McKISSACK, Clovis	1954	MOON, Harrison	2016-17
LIGHTSEY, Jim	1964-65			McLAURIN, Jerome	1986	MOONEY, Paul	1996-97-98-99
LILLY, C.E.	1902			McLAURIN, Mark	2015-16-17-18	MOONEYHAM, David	2000
LINDSEY, Harold	1998-99-2000-01			McMILLAN, John	2009-10	MOORE, Arnold	1938-39-40
LINDSEY, Michael	1993-94-95-96			McMULLAN, Stephen	1989	MOORE, Billy	1964-65
LINVILLE, Billy	1952			McMULLEN, A.H.	1923-24	MOORE, Craig	1997-98
LIPSCOMB, Jimmy	1993-94-95-96			McNAIR, E.H.	1918	MOORE, Dana	1979-80-81-82
LIPSCOMB, Lee	1990-91			McNEIL, Chris	2002-03-04-05	MOORE, Darrell	1982-83-84-85
LITTLE, H.S.	1919-20-21			McNEIL, Duane	1975-76	MOORE, Duaine	1965-66-67
LITTLE, Jason	1985-86-87			McPHAIL, Bill	1954	MOORE, John	1985-86-87-88-89
LITTLEJOHN, Anthony	2005-06-07-08			McPHEE, Pernel	2009-10	MOORE, John O.	1944-47
LLOYD, Curtis	1959-60-61			McPHERSON, H.A.	1911	MOORE, Ronnie	1968-70
LOCKHART, Otis	1978			McRAE, Brandon	2007-08-09	MORDECAI, Art	1983-84
LOGAN, J.E.	1952-56-57-58			McRAE, Matt	1997-98-99-2000	MORGAN, Bob	1980-81-82
LOGAN, Joel	1987-88-89-90			McRANEY, Will	1983	MORGAN, Brett	2002-03-04-05
LOIACANO, J.E.	1962-63			McREE, Alton	1976	MORGAN, C.J.	2017-18-19
LONG, Juan	1990-91-92-93			McWILLIAMS, L.M.	1920	MORGAN, Josh	1999-2000-01-02
LONG, Lance	2005-06-07			McWILLIAMS, Tom	1944-46-47-48	MORGAN, Rob	1996-97-98-99
LONG, R.I.	1918			McWILLIAMS, W.K.	1916-17	MORGAN, Tarus	2002
LOONEY, D.J.	2008-09-10-11			MEEK, Omri	1994	MORGAN, William Earl	1955-56-57
LOTT, Bubba	1973			MEEKS, J.H.	1924-25-26	MORGANTI, Fred	1944-45-47
LOTT, S.A.	1933-34-35			MEIGS, Ralph	1935-36-37	MORRELL, Al	1967-68
LOVE, Jamerson	2011-12-13-14			MELICHAR, Mark	2007-08-09-10	MORRELL, Tommy	1990-91-92-93
LOVE, Kelvin	1998-99			MELL, Eric	1982-83-84-85	MORRIS, Don	1952-53-54
LOVE, Kyle	2006-07-08-09			MENAFEE, Cornell	1996-97-98-99	MORRIS, E.S.	1907-08
LOVETT, Fabien	2019			MERIDETH, Charles	2001	MORRIS, Todd	1988-89-90
LOW, R.H.	1921-22-23			MIDDLETON, Carl	1984-85-86	MORRIS, Tom	1952-53
LOWE, Fred	1944-45			MIHALIC, Mike	1941-42-46	MORROW, Bill	1950
LOWE, John	1983-84-85-86			MIKETINAS, Bobby	1978-80-81-82	MORROW, Grover	1933
LOWE, Jonathan	2004-05			MILLER, Andy	1974-75	MORROW, Joe	2012-13-14-15
LUCKETT, J.E.	1922-23-24			MILLER, Cameron	2018	MORROW, Robert	1994
LUKE, Butch	1963			MILLER, Dizenzo	1998-99-2000-01	MOTT, J.C.	1921-22
						MOULDS, Eric	1993-94-95



MUNCHAUSEN, Louis	1937
MUNIZ, Archie	2011-12-13-14
MUNSCH, Al	1953
MURPH, Darwin	1981
MURPHY, Alec	2016-17-18-19
MURPHY, Billy	1941-42-46
MURPHY, Marcus	2018-19-20
MURRAY, Stan	1972-73-74
MUSSELWHITE, W.B.	1936
MYERS, Jerry	1985-86-88-89
MYERS, W.J.	1922
MYLES, Eddie	1987-88-89-90
MYLES, Gabe	2014-15-16-17
MYLES, Jimmie	1991-92-93-94
MYLES, Toby	1994-95
MYRICK, Bo	1977-78
MYRICK, Gordon	1955-56

N

NABERS, Jim	1977-78
NABORS, Rocky	1987-88-89
NANCE, Bill	1960
NANCE, Chris	2007-08
NASH, Kahlil	2001-02
NASH, Marshall	1931
NATALE, Steve	1971
NEAL, Keith	1984-85-87-88
NEAVES, Robert	1958
NEILL, James	1965
NELSON, Aries	2003-04
NELSON, Bill	1966-67-68
NELSON, E.T.	1906
NELSON, G.B.	1907
NELSON, Jim	1969-70-71
NELSON, Tim	1996-97-98-99
NESMITH, Ed	1956-57
NEVILLE, Tom	1962-63-64
NEWSOM, Buddy	1968-69
NEWSOME, Frank	1952-53
NEWTON, Leslie	1964-65-66
NICHOLS, Jon	1964
NICHOLS, Sam	1973-74-75-76
NICHOLS, Tom	1981-82-83-84
NICKELS, Vic	1973-74
NIX, Gordon	1937
NIX, Jack	1937-38-39
NOBLE, C.R.	1912-13-14-15
NOBLE, L.W.	1921-22-23
NOBLE, P.A.	1927
NOBLES, Bennie	1945
NORWOOD, Jerious	2002-03-04-05
NUGENT, Dave	1965-66

O

OAKES, N.C.	1917
O'CONNOR, Cliff	1948-49
ODEN, C.S.	1915
ODOM, Aaron	2018-19-20
ODOM, Jerry	1947
ODOM, Reggie	2009-10
OGDEN, Charles	1930-31-32
O'NEAL, Gabe	2004-05-06-07
O'QUINN, Jasper	2007-08
OSBOURNE, Ray	1959-60-61
OSWALT, J.A.	1916
OVERSTREET, Hugh	1903-04
OWENS, David	1949-50
OYEFESOBI, Michael	2001-02

P

PACE, John	1949-50-51
PACKER, Steve	1982

PACKER, Walter	1973-74-75-76
PAGE, W.C.	1931-32-33
PAPA, Vic	1947-48
PAPPENHEIMER, William	1927-28-29
PARENTON, Tim	1980-81-82-83
PARKER, Brent	1981-82-83
PARKER, Clarence	2000-01
PARKER, Dareuan	2017-18-19-20
PARKER, Jackie	1952-53
PARKER, John	1988-89-90
PARKS, Tommy	1986-87-88-89
PARKS, W.J.	1944
PARVIN, David	1959
PATRICK, J.W.	1939-40-41
PATRICK, Mike	1972-73-74
PATRIDGE, Jim	1969-71
PATTEN, T.W.	1915-16
PATTERSON, Bob	1940-41-42
PATTERSON, R.B.	1946-47-48
PATTERSON, W.C.	1941-42-46
PATTON, Jeff	1984-85-86-87
PATTY, R.P.	1924-25
PAUL, Albert	1960-62
PAYNE, Jimmy	1974
PAYNE, Preston	1970-71
PAYTON, Javonta	2019-20
PEACHER, Clay	1980-81-82-83
PEARSON, Aaron	1984-85
PEARSON, H.H.	1901
PEDERSON, Todd	1993
PEGUES, Derek	2005-06-07-08
PENDER, Runnie	1991-92-93
PEOPLES, Nate	1996-97
PEPPER, Fred	1976-77-78
PERKINS, Fred	1959-60-61
PERKINS, H.G.	1921-22-23
PERKINS, LaDarius	2010-11-12-13
PERRERE, Clyde	1955
PERRY, Frank	1917-18-19

PETERS, Fred

PETERS, Jamal	2015-16-17-18
PETERS, Rodney	1984-86-87
PETERSON, Gil	1956-57-58
PETERSON, Glenn	1971
PETERSON, Shelby	1988
PETRO, Emile	1970-71-72
PETTIT, Blake	2004
PEYTON, Raymond	1975-76-77-78
PHARES, Bob	1972
PHARES, Ken	1970-71-72
PHARR, Tommy	1967-68-69
PHILLIPS, Anwar	2006
PHILLIPS, Bob	1976
PHILLIPS, Bob	1987-89
PHILLIPS, F.M.	1929
PHILLIPS, Hank	1985-86-87-88
PHILLIPS, John	2011
PHILLIPS, Josiah	2016-17
PHILLIPS, Tyre	2018-19
PICKENS, W.H.	1926-27-28
PICKERING, Nathan	2019-20
PICKLE, Ike	1934-35-36
PILLOW, George	1932-33-34
PILLOW, Robert	1942-46
PILLOW, W.N.	1895
PILLOW, Watson	1971
PITTMAN, C.	1927-28-29
PITTMAN, Charles	1949-51
PITTMAN, Hilton	1966-67-68
PITTMAN, Jim	1947-48-49

PITTMAN, Oren	1935-36-37
PITTS, Walter	1976
PLUMMER, Bruce	1983-84-85-86
PLUMP, Greg	1991-92-93
POLK, S.T.	1909
POLLARD, H.T.	1907-08-09-10
POLOVINA, Pete	1950-51
POORE, Eric	1983-84-85
PORTER, Alonzo	1993-94
PORTER, Jay	1979
PORTER, Jerald	1974-75-76-77
POTEETE, Jim	1957-58
POTTER, F.E.	1912-13
POTTS, R.H.	1902
POWELL, Andrew	2003-04-05-06
POWERS, Floyd	1958-59-60
PRATHER, Pig	1998-99-2000-01
PREMONT, David	1977-78-79-80
PRENTISS, Kevin	1997-98
PRESCOTT, Bob	1919
PRESCOTT, Dak	2012-13-14-15
PRESSLEY, Bobby	1998-99
PRESTON JR., Shawn	2019-20
PRICE, Dave	1935-36-37
PRICE, Jerry	1979-80-81-82
PRICE, Orlie	1931-32
PRICE, R.N.	1938-39-40
PRICE, Steve	1979
PRICE, Stoney	1995-96-97
PRIESTER, Bill	1960-61
PRINCE, Carl	1981-82
PRINCE, Rodney	2007-10
PRINCE, William	1989-90-91-92
PROSSER, Will	2003-04-05-06
PRUITT, Dale	1988-89
PURNELL, Hawes	1932-33-34
PURVIS, J.P.	2020
PYRON, Shag	1949-50-51

Q

QUILLIAN, Chris	1976-77-78
-----------------	------------

R

RAINER, Fred	1975-76
RAINEY, Chris	1996-97-98-99
RAINEY, E.R.	1912-13-14-15
RANAGER, Tommy	1960-61-62
RANDLE, Milas	2000-01-02
RANKIN, Martinas	2016-17
RAY, E.G.	1940-41
RAY, Kelly	1990
RAY, Pete	1947-48
RAY, R.V.	1940-41-42
RAYFORD, Chris	2015-16-17-18
REAGH, I.C.	1934-35-36
REDDOCH, Bert	1934-35-36
REDMOND, James	2003
REDMOND, Will	2013-14-15
REED, C.R.	1965-66
REED, Harland	1964-65-66
REED, Joe	1969-70
REED, Joseph R.	1964-65
REES, Gavin	1974-75-76-77
REESE, Matt	1991
REESE, R.	1916
REESE, Stewart	2017-18-19
REID, Bo	1950-51-52
REID, Fred	2001-02-03-04
REID, W.D.	1905
RELF, Chris	2009-10-11

RENCHE, Varner	1985-86-87
REULE, P.A.	1912
RHEA, Rube	1971
RHOADES, Andy	1966-68
RHOADES, Glenn	1965-66-67
RHOADES, Ray	1948
RHOADES, S.W.	1909-10-11
RHOADES, Stan	1944-45
RHODEN, Marcus	1964-65-66
RIALS, Harold	1986
RICE, Carlton	2004-05-06
RICHARDSON, Decamerion	2020
RICHARDSON, Derrick	1982-83-84
RICHARDSON, O.W.	1981-82
RICHMOND, W.L.	1932-33-34
RICKMAN, Jack	1973-74
RICKS, J.R.	1901
RICKS, W.B.	1926
RIDDELL, Josh	2007
RIDDLEY, Otis	2003
RILEY, Co-Eric	2007-08
RILEY, Mike	1988-89-90-91
RIVERS, Chauncey	2018-19
RIVERS, Robert	2018
ROBBINS, F.W.	1917
ROBERSON, Kendall	1996-97-98-2000
ROBERSON, Murphy	1951-52-53
ROBERTS, Kenny	1989-90-91-92
ROBERTSON, Bo	1980
ROBERTSON, Derrell	1988-89
ROBERTSON, Dwayne	2000-01
ROBERTSON, Joe	1952
ROBERTSON, Tony	1987-88-89-90
ROBINSON, Alvin	1983-84-85-86
ROBINSON, Calvin	1983-84-85-86
ROBINSON, Damien	2011-12-13-15
ROBINSON, Deljuan	2003-04-05-06
ROBINSON, Delmon	2008
ROBINSON, Don	1945-48-49
ROBINSON, Josh	2012-13-14
ROBINSON, Michael	1986-88
ROBINSON, Sleepy	1990-91-92
RODRIGUEZ, Wallace	1961-62
ROGERS, Casey	2005-06
ROGERS, Kenny	1973
ROGERS, Kenny	1982-83-84-85
ROGERS, Tim	1994-95
ROGERS, W.M.	1906
ROGERS, Will	2002-03-04
ROGERS, Will	2020
ROMANOFF, Alex	1970
ROSE, C.M.	1908
ROSE, W.C.	1909
ROSENBERG, Dick	1951
ROSETTI, Jerry	1965-66
ROSS, Fred	2013-14-15-16
ROSS, Jim	1954-55-56
ROYE, J.L.	1932
RUCKER, Bill	1966
RUCKER, Jack	1949-50
RUDD, E.I.	1909
RUFFIN, D.A.	1912-13
RUFFIN, R.	1913
RUFFIN, Red	1937-38
RUIZ, Brandon	2020
RUSCOE, Ben	1949-50
RUSCOE, Herb	1956-57
RUSH, Dereck	1996-97
RUSHING, Dennis	1971
RUSHING, J.B.	1958



RUSHING, Tom	1950-51	SHUFF, Ted	1942-46	SPIVEY, Robert	2001-02-03	TATE, Roosevelt	2003
RUSS, Andy	1993-94-95-96	SHUMAKER, Bryan	2000	SPURLOCK, K.L.	1913-14-15-16	TAYLOR, C.K.	1902
RUSSELL, Adam	1995	SHUMPERT, Ashton	2013-14-15-16	STACY, Benny	1959-60-61	TAYLOR, J.A.	1920-21
RUSSELL, Bo	1986-87-88-89	SHUMPERT, William	2011	STACY, Billy	1956-57-58	TAYLOR, Jerry	1948-49
RUSSELL, C.E.	1918-19	SHUTE, Pat	1958-59-60	STACY, Bobby	1960-61	TAYLOR, Leslie	1931-32-35
RUSSELL, Freddy	1967-68-69	SIDDOWAY, Charles	2012-13	STAINBROOK, Max	1947-48-49-50	TAYLOR, Michael	1985-86-87-88
RUSSELL, J.G.	1904	SIDORIK, Al	1942-46	STALLWORTH, Arnil	2006-07-08-09	TAYLOR, Shaun	1994
RUSSELL, Tyler	2010-11-12-13	SIGNAIGO, Nick	2003-04	STALLWORTH, Chris	1991-92-93	TEMPLE, Keith	1973-74
RUTLAND, Tray	2006	SIJANSKY, Kevin	1999-2001-02	STAMPS, Chris	2016	TERRELL, Carl	1985-86
RUTLEDGE, J.F.	1896	SIKES, Carl	1931-32-33	STANFORD, Carl	1963	TERRY, Roland	2007
RYE, Jerry	1979	SILVERI, Joe	1954	STANIC, Matt	2020	THAMES, Anthony	1988-89-91
S		SIMMONS, Crosby	1948	STANLEY, Jack	1948	THAMES, Dennis	2010
SAAB, Louis	1973-74	SIMMONS, Jeffery	2016-17-18	STANSEL, H.S.	1913	THAMES, G.T.	1959
SABATINI, Frank	1954-55-56	SIMMONS, M.L.	1913-14-15	STANTON, Bill	1953-54-55	THAMES, Robert	1935-36
SADLER, Robert	1939	SIMMONS, Michael	1984-85-86-87	STEADMAN, C.W.	1935-36-37	THOMAS, Bennie	1983-84
SAGET, Don	1965-66-67	SIMPSON, Barrin	1996-97-98-99	STEPHENS, Con.	1998-99-2000-01	THOMAS, Bill	1966-68
SAIA, Joseph	1944-45	SIMPSON, Roger	1988	STEPHENS, Durwood	1968	THOMAS, Cory	2015-16-17-18
SAMUEL, Artimus	2013	SIMS, J.B.	1974-75	STEPHENS, P.E.	1923-25	THOMAS, Deddrick	2016-17-18-19
SANDERS, Danny	1981-82-83-84	SIMS, Stan	1984-85-86-87	STEVENS, Bill	1965	THOMAS, E.F.	1937-38
SANDERS, Harold	1934	SIRMONES, C.J.	1999	STEVENS, Lenny	1967	THOMAS, Jack	1968-69
SANDERS, Joey	2004-05-06	SISK, Bob	1957-58	STEVENS, Tommy	2019	THOMAS, Jake	2014
SANDERS, R.D.	1917	SISK, Dwight	1967	STEWART, Bill	1950-51	THOMAS, Jordan	2016-17
SANDERS, Ricco	2010-11	SISTRUNK, R.L.	1929	STEWART, Buck	1950	THOMAS, Randy	1997-98
SANFORD, Carl	1963	SKINNER, Deontae	2010-11-12-13	STEWART, Corbin	2012	THOMAS, Tron	1997-98-99-2000
SANGSTER, Jer.	1985-86-87-88	SKIPPER, Frank	1958-59	STEWART, David	2001-02-03-04	THOMPSON, Derrick	2000-01
SANTAGATA, Rich	1966	SLAY, Darius	2011-12	STEWART, Kenny	1988-89-90-91	THOMPSON, Eddie	1929-30-31
SANTILLO, John	1952-53	SLOAN, R.L.	1917	STEWART, R.H.	1916	THOMPSON, Erroll	2017-18-19-20
SARTIN, Bill	1990-91-92-93	SLUDER, Kevin	1996-97-98-99	STEWART, Reggie	1987-88-89-90	THOMPSON, Glen	2001-02
SARTOR, Tony	1980-81-82	SMITH, Allan	1994-95-96-97	STIGERS, Trevor	2009-10	THOMPSON, H.S.	1938
SAULSBERRY, Quentin	2008-09-10-11	SMITH, B.W.	1918	STILLWELL, Robbie	1997	THOMPSON, Keytaon	2017-18-19
SAUNDERS, H.A.	1934	SMITH, Brent	1993-94-95-96	STONE, H.L.	1923-24-25	THOMPSON, L.R.	1925-26-27
SAUNDERS, W.B.	1922	SMITH, Brent	2002-03	STONE, L.H.	1927-28-29	THOMPSON, Larry	1972-73-74
SAVLEY, T.S.	1908-09	SMITH, Charles	1934-35	STONE, Willie	1933-34-35	THOMPSON, W.L.	1896
SAXTON, Curtis	1942	SMITH, Charlie	1961	STOOTS, Steve	1970	THORNTON, Brandon	2005-06
SCALES, Walter	1930-31	SMITH, Chris	2009-10-11-12	STORY, Michael	2016-17-18-19	THORNTON, Mack	1971
SCAMARDO, Don	1981-82-83	SMITH, Cole	2020	STOUT, Randy	1997	THORPE, H.D.	1941-42
SCHAFFHAUSER, Gary	1977-79-80	SMITH, David	1968-69-70	STOWERS, Curtis	2000-02-03	THORNTON, Clint	1991-92
SCHEER, Stu	1966-67-68	SMITH, Don	1983-84-85-86	STOWERS, Curtis Hill	1978-79-80-81	THREAGILL, Bruce	1975-76-77
SCHEIDER, Carl	1948	SMITH, Ed	1957-58-59	STOWERS, Rodney	1989-90	THREAGILL, Tyler	2004-06-07
SCHEXNAYDER, Kody	2017-18-19	SMITH, Edward	1997-98	STRAHAN, Tommy	1971-72-73	TIMBS, Sherman	2019-20
SCHOENROCK, Bill	1957-58-59	SMITH, Emmitt	1998	STRAUDER, Anthony	2005-06-07-08	TODD, Reggie	2017
SCHWILL, Otto	1915-16	SMITH, F.M.	1910	STREET, Mitchell	1978	TOHILL, Billy	1959-60
SCOTT, Don	1915-16	SMITH, Jamayel	2006-07-08	STRICKLIN, Basil	1949-50-51	TOPP, J.S.	1937-39
SCOTT, Edward	1937	SMITH, James	1973-74	STUART, C.E.	1924-25	TOUCHET, Jim	1972-73-74
SCOTT, McKinley	2002-03-04	SMITH, Jondrea	2000	STUART, James	1945-46-47-48	TOUPS, Bubba	1976
SCOTT, Paul	1930	SMITH, Kenwoynne	1995-96-97-98	STUBBS, A.B.	1936	TRACY, Shawn	1988
SEAL, Leo	1909-10	SMITH, Milton	1986-87-88-89	STUVER, Vic	1952	TRAMMEL, Bubber	1956-57-58
SEAL, Leo Jr.	1947-48	SMITH, Murray	1958	SUBER, Scott	1953-54-55	TRAPP, Joey	2011-12
SEARS, Corey	1994-95	SMITH, O.L.	1926-27	SUDA, George	1953-54	TRAVIS, Lateef	1992-93
SENIOR, Justin	2013-14-15-16	SMITH, Preston	2011-12-13-14	SUDDUTH, Wilburn	1923	TRIBBLE, Bobby	1956-57-58
SHAMBURGER, Charles	1939	SMITH, Reggie	1987	SUGGS, Cordavien	2019	TRIPSON, John	1938-39-40
SHAMBURGER, Sonny	1967	SMITH, Robert	1985	SUGGS, Walter	1958-59-60	TROGDON, Mark	1975-76-77
SHANKS, Don	1967-68	SMITH, Scott	1982	SUMMEROUR, A.R.	1928-29	TROTTER, H.M.	1902
SHARP, LaQuinston	2019-20	SMITH, Tobias	2010-11-12	SUMMEROUR, John	1930-32	TRUITT, Olanda	1992
SHARPE, O.J.	1960	SMITH, Truett	1946-47-48	SUMMERS, Anthony	2006	TRUSS, F.W.	1916
SHAW, M.J.	1913-14-15-16	SMITH, Williams	1932-33-34	SWAIN, Chris	2003-04	TUBBS, Darius	2000-01-02
SHAW, Robert	1960-61	SMITH, Zach	2007-08-09-10	SWEARENGEN, Larry	1962-63-64	TUCKER, Donald	2000-01-02
SHEFFIELD, Lanny	1971	SMITHART, Terry	1968-69	SWEAT, Montez	2017-18	TULLOH, John	1950-51
SHEGOG, Andri	1984-85	SMITHERMAN, Maurice	2016-17-18-19	SWEDENBURG, Baker	2011-12-13	TULLOS, Toxie	1938-39-40
SHELL, Tony	1988-89-90	SMOOT, Fred	1999-2000	SWILLY, Billy	1938	TURNER, John	1937-38-39
SHELTON, Ben	2006-07	SNYDER, Dannie	2001	SWILP, John	1954-55	TURNER, Melvin	1983
SHEPHERD, Billy	1951-52-54	SOBIESK, Evan	2013-14	SWOOPES, Demetrui	1986	TURNER, Michael	2012
SHEPHERD, J.T.	1950-51	SOILEAU, Joe	1976-77-78	SWOOPES, Pat	1982-83-84-85	TURNER, Nick	2002-03
SHERMAN, Paul	1986	SOSEBEE, Major	2009	T		TURNER, Tee	1978-81
SHERROD, Derek	2007-08-09-10	SOUTHWARD, Billy	1970-71-72	TAIT, Art	1947-48-49-50	TURNIPSEED, Clint	1978-79
SHERROD, Dezmond	2004-05-06-07	SPARKS, J.C.	1903	TAIT, Jim	1955-56	TUTOR, Elmer	1930-31-32
SHIRLEY, Scott	1980	SPARKS, John	1962-63	TAITE, Derrick	1993-94-95-96	TYLER, Breck	1977-78
SHIVERS, Wes	1998-99	SPENCER, Chris	2009-10	TANKSLEY, Perry	1976-77	U	
SHRADER, Garrett	2019	SPENCER, Marquiss	2016-17-18-19-20	TATE, H.	1904-05-06	UNDERWOOD, Eric	1987-88-89
		SPIVEY, Geor'quarius	2019-20				



UNGER, J.W.	1925
UPTON, Cody	2003-04
V	
VALLIS, Ted	1954
VANCE, W.B.	1916
VANDEVERE, Dallas	1928-29-30
VARNADO, George	1940-41-42
VARNER, F.W.	1937
VAUGHN, Oliver	1948-49-50
VAUGHT, Gerald	1975-76
VENIER, Lou	1953-54-55
VERDERVER, Gil	1951-52
VINCENT, Jim	1954-56
VINSON, Bernard	2002-03
VIRGES, Curtis	2011-12-13-14
VITRANO, Terry	1974-75-76-77

W	
WADE, Jerry	1959-60
WADE, Mike	1968-69
WADE, Tim	1990
WADE, Orlando	1987-88-89
WADLEY, Johnny	2002-03-04-05
WAITS, Frank	1932
WALDEN, Bobby	1973
WALKER, Anthony	1970-71-72
WALKER, Brownie	1960-61-62
WALKER, Dontae	1999-2000-01-02
WALKER, Jeff	1996-97-98-99
WALKER, Kevin	1983-84-85
WALKER, Pete	1948-49-50
WALKER, Rob	2004
WALL, Brad	2016
WALL, I.B.	1895
WALLACE, Bobby	1973-74-75
WALLACE, Gabe	2001-02-03
WALLACE, Kyle	1999-2000
WALLACE, Ralph	1954
WALLEY, Gus	2014-15
WALLEY, Jaden	2020
WALLIS, Robert	2001-02-03
WALTERS, Bo	2008
WALTERS, Fred	1934-35-36
WARD, DeAndre	2014-15-16
WARD, Elwyn	1929-30-31
WARD, Fred	1991-92
WARD, R.B.	1935-36-37
WARDLAW, Gene	1971-72
WARLICK, Joe	1941-42
WARREN, Powers	2018-19
WARREN, Rufus	2013-14-15
WASHINGTON, Marcus	2006-07-08-09
WASHINGTON, Tim	2016-17-18-19
WATKINS, John	1980-81-82
WATKINS, Kendall	1992-93-94
WATSON, Kyle	2002
WATSON, Louis	2009-10-11-12
WATSON, Nathaniel	2019-20
WATSON, Pat	1962-63-64
WATSON, Tommy	2000-01
WATSON, W.A.	1907
WATTS, Sam	2011
WEATHERLY, Charles	1957-58
WEATHERS, Brad	2002
WEAVER, Mackie	1960-61-62
WEAVER, Richard	1963-64-65
WEBB, A.B.	1920
WEBB, Hurst	1933
WEBB, Jimmy	1972-73-74
WEBB, Thomas	2009-10

WEED, Oscar	1936-37-38
WEEKS, L.R.	1916
WEEKS, Shed Hill	1932-33
WEEMS, Joseph	1934
WEISSINGER, G.C.	1918-19
WELCH, Lee	1959-60-61
WELLS, Matthew	2011-12-13-14
WELLS, P.L.	1911-12-13-14
WELLS, W.C.	1927
WESLEY, Quinton	2006-07
WEST, Danny	1971-72-73
WEST, Mike	1973
WESTBROOK, Jim	1994-95
WESTERFIELD, Scott	1999-2000
WHALEY, Steve	1969-70-71
WHEAT, Tyrus	2020
WHEELER, James	1944
WHIPPLE, Jermaine	1995
WHITAKER, Joe	1904-05-06
WHITE, Benton	1956-57
WHITE, Chris	2009-10
WHITE, George	1997-98-99-2000
WHITE, J.J.	1929
WHITE, James	1940-41-42
WHITE, Jordan	1997
WHITE, Lavelle	1957-58-59
WHITE, Mark	1974-75-76-77
WHITE, Steve	1975-76-77
WHITENER, Stuart	1984
WHITLEY, Nickoe	2010-11-12-13
WHITLOCK, Rod	1989-90
WHITTINGTON, W.L.	1960
WICHMAN, Marcus	1931-32-33
WIELGOSZ, S.F.	1934
WIER, J.M.	1927-28
WILBANKS, Austin	2008-09
WILBANKS, Scott	1983-84-85
WILBANKS, W.H.	1925
WILDER, O'neal	2009
WILEY, Arthur	1978-79
WILKERSON, Bill	1972
WILKERSON, Evans	2016-17-18-19
WILLIAMS, Aeris	2015-16-17-18
WILLIAMS, Albert	1987-88-89-90
WILLIAMS, Andre	1995
WILLIAMS, Austin	2018-19-20
WILLIAMS, Damian	2013-14-16
WILLIAMS, Darren	2002-03-04
WILLIAMS, Darryl	2017-18-19
WILLIAMS, Edward	1989-91-92
WILLIAMS, Forest	2000
WILLIAMS, Greg	1980-81
WILLIAMS, James	1986-87-88-89
WILLIAMS, Justin	2006-07
WILLIAMS, LaMarcus	2007-08
WILLIAMS, Larry	1994-95
WILLIAMS, Louis	1945-47-48-49
WILLIAMS, Max	1953-54-55
WILLIAMS, Mikel	1982-83-84
WILLIAMS, Nate	1990-91
WILLIAMS, Rickey	1976-77-78-79
WILLIAMS, Robert	1945
WILLIAMS, Sam	2010-11-12
WILLIAMS, Tyler	2018-19
WILLIAMS, W.J.	1909-10-11-12
WILLIAMSON, Karl	1991-92-93
WILLIAMSON, Ke.	1997-98-99-2000
WILLINGHAM, D.T.	1926
WILSON, Brandon	2010-11
WILSON, Calvin	2005
WILSON, De'Runnya	2013-14-15
WILSON, Elmer	1982-83-84

WILSON, Reggie	1994
WILSON, R.S.	1901-02-03-04
WILSON, W.P.	1920
WILSON, Zerk	1951-52-53
WINDHAM, Jonny	1961-62-63
WINDHAM, Lamar	1980-81-82-83
WINSTEAD, H.D.	1945
WISEMAN, R.C.	1927-28-29
WISHMAN, M.F.	1931-32-33
WISNER, Jason	1991-93-94
WITHERSPOON, Lee	2019-20
WOFFORD, W.J.	1901
WOHLERT, Steve	1976-77-78
WOHNER, Collins	1940-41
WOITT, Johnny	1965-67
WOLVERTON, M.L.	1944
WOMACK, Floyd	1997-98-99-2000
WONSLEY, Elmore	2001-02
WONSLEY, George	1980-81-82-83
WOOD, Gene	1967-68-69
WOODARD, Marc	1989-90-91-92
WOODBERRY, Lamont	1996-97
WOODS, Earl G.	1980
WOODS, Jerry	1966
WOODWARD, J.W.	1908
WOOTEN, O.B.	1905-06-07
WORD, Herbert	1973
WORLEY, Lewis	1932-33
WRIGHT, Brandon	2002-03
WRIGHT, Brian	1992-93-94-95
WRIGHT, Carroll	1930-31
WRIGHT, Demetric	2001-03
WRIGHT, K.J.	2007-08-09-10
WRIGHT, Sam	1987-88-89
WYATT, Matt	1996-97-98-99
WYMS, Ellis	1997-98-99-2000

Y	
YANCEY, Charles	1940-41-42
YARBROUGH, Butch	1969-70-71
YARBROUGH, Leron	2005-06
YARNICK, Ron	1952-53
YEATES, Edward	1996-98-99-2000
YERGER, J.L.	1904
YORK, Kyle	2002-03-04
YOUNG, Bob	1969-70
YOUNG, Cameron	2019-20
YOUNG, Glen	1979-80-81-82
YOUNG, J.C.	1923-24
YOUNG, Jerrod	1987-88-89-90
YOUNG, Paul	1983-84-85
YOUNG, Robert	1987-88-89-90
YOUNG, Robert	1991
YOUNG, Tarus	2008
YOUNGBLOOD, Torrey	1994
YOUNGER, Mike	1972-73
YOUNGER, Paul	1948-49-50

Z	
ZANDERS, Calvin	1982-83
ZERINGUE, Lynn	1968-69
ZIMMERMAN, Bill	1952-53-54
ZINNIMON, Dennis	1981
ZUBER, Isaiah	2019

Active Mississippi State student-athletes in bold.

KEY TO AWARD OUTLETS: AFCA-AFCA FBS Coaches AP-Associated Press; ATHLETIC PUB.-Athletic Publication; ATL - Athlon Sports; BL - Bleacher Report; CAMP-Walter Camp Football Foundation; CBS-CBSports.com; COACHES-American Football Coaches Association; CS-College Sports; FN-Football News; FWAA-Football Writers Association of America; INS-International News Service; KODAK-Kodak; MIZLOU-Mizlou; NCAA GUIDE-NCAA Guide; NEA-Newspaper Enterprise Association; NYN-New York News; PFW-Pro Football Weekly; PFF- Pro Football Focus; PS-Phil Steele; RIVALS-Rivals.com; SCOUT-Scout.com; SI-Sports Illustrated; SPORT-Sports Magazine; TA - The Athletic; TSN-The Sporting News; UPI-United Press International; USAT - USA Today; WILLIAMSON-Williamson

1940: Hunter Cornhern, OG (2nd AP)
Erwin "Buddy" Elrod, E (NCAA GUIDE)



Hunter Cornhern was Mississippi State's first AP All-American.

1944: Tom "Shorty" McWilliams (2nd AP)

1951: Joe Fortunato, FB (ATHLETIC PUB.)

1953: Jackie Parker, QB (FWAA-Look)

1954: Hal Easterwood, C (FWAA-Look)

1955: Scott Suber, OG (NEA)
Art Davis, HB (FWAA-Look)

1957: Billy Stacy, QB (2nd INS)


1960: Tom Goode, OC (KODAK)

1963: Tommy Neville, DT (2nd AP)
Pat Watson, OC (WILLIAMSON)

1967: D.D. Lewis, LB (NEA, NYN)

1972: Frank Dowsing, DB (FN)
Ken Phares, DB (2nd COACHES)

1974: Jimmy Webb, DE (COACHES, CAMP)



Jimmy Webb was the initial Bulldog to earn multiple All-America honors in the same season.

1976: Stan Black, S (NEA)
Ray Costict, LB (2nd AP)
Harvey Hull, NG (2nd UPI)

1980: Mardye McDole, WR (TSN)

1981: Glen Collins, DT (TSN)
Johnie Cooks, LB (AP, NEA, FWAA, TSN, FN)
Billy Jackson, DE (SPORT)



Johnie Cooks was placed on five All-America teams following the 1981 season, when MSU beat Kansas 10-0 in the Hall of Fame Bowl in Birmingham.

1982: Wayne Harris, OG
(3rd FN, TSN, MIZLOU)

1990: Ricky Byrd, OG (3rd AP)

1991: Nate Williams, DL (3rd FN)

1992: John James, OT (2nd FN)

1994: Jesse James, OG (3rd AP)

1995: Walt Harris, DB (1st CS, 2nd UPI)

1998: Eric Allen, C (2nd TSN)
James Johnson, TB (2nd TSN)
Randy Thomas, OT (2nd TSN)

1999: Ashley Cooper, S (2nd FN, 3rd AP, TSN)

Barrin Simpson, LB (1st TSN)

2000: Mario Haggan, LB (2nd TSN)
Pig Prather, S (2nd TSN)
Fred Smoot, CB (1st TSN, AP, CAMP)
Pork Chop Womack, OT
(1st AP; 2nd CAMP)

2010: Derek Sherrod, OL
(1st RIVALS, 1st CBS, 2nd CAMP, 2nd SI,
2nd SCOUT, 2nd AP, 2nd PS)

2011: Fletcher Cox, DL (3rd AP, 1st PFW)

2012: Johnthan Banks, DB
(1st CAMP, 1st FWAA, 1st PS, 1st
SCOUT, 1st LINDYS, 2nd AP, 2nd SI,
2nd CBS, 2nd ATHLON)
Gabe Jackson, OL
(2nd PS, 2nd SCOUT, Honorable
Mention SI, Honorable Mention PFW)

Darius Slay, DB
(Honorable Mention PFW)

2013: Gabe Jackson, OL (1st BL; 2nd AP, CAMP,
FWAA, CBS, PS, USAT, ATL;
Honorable Mention SI)



2014: Ben Beckwith, OL (3rd AP)
Benardrick McKinney, LB
(1st ESPN, 1st FWAA, 1st SI, 2nd AP, 2nd TSN, 2nd CAMP)
Dak Prescott, QB (3rd PS, Honorable Mention SI)

2015: Chris Jones, DT (2nd Pro Football Focus)
Dak Prescott, QB (1st Senior CLASS)

2018: Johnathan Abram, S (2nd AFCA, 2nd CBS, 2nd SI,
2nd TA, 2nd TSN, 3rd AP)
Elgton Jenkins, OL (1st TA)
Jeffery Simmons, DT (2nd TA, 3rd AP)
Montez Sweat, DE (1st FWAA, 1st TSN,
2nd AP, 2nd CBS, 2nd SI)

2020: Martin Emerson, CB (PFF)

FRESHMAN ALL-AMERICANS

1977:	Mardye McDole, WR (TSN, FN)
1980:	Bitly Jackson, DE (TSN)
2009:	Corey Broomfield, DB (TSN)
2012:	Benardrick McKinney, LB (CBS, CFN, PS, SCOUT)
2013:	Chris Jones, DL (BL, ATL, PS, FN)
2016:	Leo Lewis, LB (FWAA)
2017:	Jace Christmann, K (FWAA)
2019:	Martin Emerson, CB (Honorable Mention PFF)
2020:	Emmanuel Forbes, CB (FWAA, 247) Jaden Watley, WR (2nd TA)

NATIONAL FOOTBALL FOUNDATION HALL OF FAME

1955:	Bernie Bierman - Coach
1973:	Morley Jennings - Coach (Lettered at MSU in 1910-11)
1976:	Jackie Parker - Player
1983:	Darrell Royal - Coach
1991:	Allyn McKeen - Coach
2001:	D.D. Lewis - Player
2019:	Terrell Buckley - Coach

MSU IN THE HEISMAN VOTE

1944:	Tom "Shorty" McWilliams, HB/DB (10th)
2014:	Dak Prescott, QB (8th, 42 points)

ASSOCIATED PRESS ALL-BOWL TEAM

2020:	Emmanuel Forbes, CB
--------------	---------------------

ALL-AMERICAN FOOTBALL FOUNDATION ALL-AMERICA TEAM

1994:	Eric Moulds, WR (1st)
1996:	Paul Lacoste, LB (2nd)
1997:	Robert Hicks, OL (1st)

NATIONAL FOOTBALL FOUNDATION SCHOLAR-ATHLETE AWARDS

1972:	Frank Dowsing, DB
1989:	Bo Russell, DB
2010:	Derek Sherrod, OL
2015:	Taveze Calhoun, CB

BEDNARIK AWARD (DEFENSIVE PLAYER OF THE YEAR)

2012:	Johnthan Banks - semifinalist
2014:	Benardrick McKinney - semifinalist
2017:	Jeffery Simmons - semifinalist
2018:	Jeffery Simmons - semifinalist Montez Sweat - semifinalist

BURLSWORTH TROPHY (NATION'S TOP WALK-ON)

2014:	Ben Beckwith - finalist
--------------	-------------------------

BUTKUS AWARD (NATION'S TOP LINEBACKER)

1995:	Dwayne Curry - semifinalist
1999:	Barrin Simpson - semifinalist
2014:	Benardrick McKinney - semifinalist

DAVEY O'BRIEN AWARD (NATION'S TOP QUARTERBACK)

2014:	Dak Prescott - finalist
2017:	Nick Fitzgerald - semifinalist

LOU GROZA AWARD (NATION'S TOP KICKER)

1993:	Tom Burke - semifinalist
1999:	Scott Westerfield - semifinalist
2000:	Scott Westerfield - semifinalist

LOMBARDI AWARD (INTERIOR LINEMAN)

1981:	Johnie Cooks - semifinalist
1982:	Wayne Harris - semifinalist
2014:	Benardrick McKinney - semifinalist

MANNING AWARD (NATION'S BEST QUARTERBACK)

2014:	Dak Prescott - finalist
--------------	-------------------------

MAXWELL AWARD (NATION'S BEST PLAYER)

2014:	Dak Prescott - finalist
2017:	Nick Fitzgerald - semifinalist

THORPE AWARD (NATION'S TOP DEFENSIVE BACK)

2000:	Fred Smoot - finalist
2001:	Pig Prather - semifinalist
2011:	Johnthan Banks - semifinalist
2012:	Johnthan Banks - WINNER



Johnthan Banks became the first Mississippi State player to win a national award when he received the 2012 Thorpe Award as the nation's top defensive back.

UNITAS GOLDEN ARM AWARD (NATION'S FINEST QUARTERBACK)

2014:	Dak Prescott - finalist
2017:	Nick Fitzgerald - finalist

NATIONAL COACH OF THE YEAR

1999:	Jackie Sherrill (Football News - semifinalist)
2014:	Dan Mullen - (Maxwell Coach of the Year - WINNER; Bobby Dodd Coach of the Year - finalist)

DEFENSIVE PLAYER OF THE YEAR

2000:	Pig Prather - semifinalist Fred Smoot - semifinalist
--------------	---

GTE REGION II COACH OF THE YEAR

1999:	Jackie Sherrill
--------------	-----------------

BROYLES AWARD (NATION'S TOP ASSISTANT COACH)

1999:	Joe Lee Dunn - finalist
2018:	Bob Shoop - finalist

SENIOR CLASS AWARD

2012:	Johnthan Banks - finalist
2015:	Dak Prescott - WINNER

LOTT IMPACT TROPHY

2012:	Johnthan Banks - semifinalist
--------------	-------------------------------

MSU RING OF HONOR

Johnie Cooks
Jack Cristil
Art Davis
Joe Fortunato
Walt Harris
Kent Hull
D.D. Lewis
Tom "Shorty" McWilliams
Jackie Parker



1933:	Bobby Herrington, B (3rd AP)	1965:	Grady Bolton, DG (2nd AP)		Mike Riley, P (2nd AP)		Jamar Chaney, LB (2nd Coaches')
1935:	Ike Pickle, B (1st AP)		Marv Cornelius, DB (1st AP)	1991:	Keo Coleman, LB (1st AP)	2008:	Dominic Douglas, LB (2nd AP & 2nd Coaches')
	Chuck Gelatka, E (2nd AP)		Hoyle Granger, RB (2nd AP)		John James, OT (1st AP & Coaches')		Derek Pegues, DB (2nd Coaches')
	Willie Stone, G (3rd AP)	1966:	D.D. Lewis, LB (1st AP & UPI)		Daniel Boyd, LB (2nd AP)	2009:	Anthony Dixon, RB (1st AP & 1st Coaches')
1936:	Chuck Gelatka, E (3rd AP)		Bubba Hampton, OT (2nd AP)		Nate Williams, NG (2nd AP, 1st Coaches')		Pernell McPhee, DL (2nd AP & 2nd Coaches')
	Alex Lott, T (3rd AP)	1967:	D.D. Lewis, LB (1st AP & UPI)	1992:	Daniel Boyd, LB (1st AP, 2nd Coaches')		Derek Sherrod, OL (2nd Coaches')
1938:	Malcolm Gray, T (3rd AP)		Glen Higgins, DT (2nd AP)		John James, OT (1st AP & Coaches')	2010:	Pernell McPhee, DL (1st Coaches')
1939:	Buddy Elrod, E (2nd AP)	1968:	Sammy Milner, FL (1st AP & UPI)		Todd Jordan, P (1st AP & Coaches')		Derek Sherrod, OL (1st AP & 1st Coaches')
	John Goolsby, C (2nd AP)		Tommy Pharr, QB (1st AP)		Jerome Brown, DE (2nd Coaches')		Chris White, LB (1st AP, 2nd Coaches')
	Jack Nix, B (3rd AP)	1969:	Sammy Milner, E (1st AP & UPI)		Lee Ford, C (2nd AP & Coaches')	2011:	Fletcher Cox, DT (1st AP, 2nd Coaches')
1940:	Hunter Corhern, G (1st AP)	1970:	David Smith, FL (1st AP & UPI)		Willie Harris, WR (2nd AP & Coaches')		Vick Ballard, RB (2nd AP)
	Buddy Elrod, E (1st AP)		Chuck Dees, LB (2nd AP)		Kelvin Knight, FS (2nd AP)		Johnthan Banks, CB (2nd AP)
	Harvey Johnson, B (2nd AP)		Ken Phares, DB (2nd AP)		Marc Woodard, LB (2nd Coaches')		Gabe Jackson, OG (2nd AP)
	John Tripson, T (2nd AP)	1971:	Frank Dowsing, DB (1st AP)	1993:	Arley Gibson, NT (1st AP)	2012:	Johnthan Banks, CB (1st AP & Coaches')
	Billy Jefferson, B (3rd AP)		Eric Hoggatt, LT (2nd AP)		Juan Long, LB (1st FN, 2nd Coaches')		Chad Bumphis, WR (2nd AP)
1941:	Bill Arnold, T (2nd AP)	1972:	Bill Buckley, WR (1st AP)		Walt Harris, DB (1st AP & Coaches')		Gabe Jackson, OG (1st AP, 2nd Coaches')
	Blondy Black, B (2nd AP)		Frank Dowsing, DB (1st UPI)	1994:	Dwayne Curry, LB (1st AP & Coaches')		Cam Lawrence, LB (2nd AP, 2nd Coaches')
1942:	Blondy Black, B (2nd AP)		John David Cathoun, LB (2nd AP)		Walt Harris, DB (1st AP & Coaches')		LaDarius Perkins, RB (2nd AP)
	Bob Patterson, E (2nd AP)		Ken Phares, DB (2nd AP)		Jesse James, OG (1st AP & Coaches')		Darius Slay, CB (2nd Coaches')
	Raymond Ray, G (2nd AP)	1973:	Wayne Jones, RB (1st AP)		Brian Anderson, C (2nd Coaches')	2013:	Gabe Jackson, OG (1st AP & Coaches')
	Curtis Patterson, G (3rd AP)		Jimmy Webb, DE (2nd AP, 1st UPI)		Kevin Bouie, RB (2nd Coaches')		Malcolm Johnson, TE (2nd Coaches')
1944:	Hillery Horne, T (1st AP)	1974:	Rockey Felker, QB (1st AP & UPI)		Eric Moulds, WR (2nd AP & Coaches')		Chris Jones, DL (Honorable Mention AP)
	Tom McWilliams, B (1st AP)		Walter Packer, RB (1st AP)		Kendell Watkins, TE (2nd Coaches')		Nickoe Whitley, S (2nd Coaches', Honorable Mention AP)
	Dub Garrett, T (2nd AP)		Jimmy Webb, DT (1st AP & UPI)	1995:	Dwayne Curry, LB (1st FN, 2nd AP & Coaches')	2014:	Ben Beckwith, OG (1st AP, 2nd Coaches')
	Bill Hildebrand, E (3rd AP)		Harvey Hull, LB (2nd AP)		Walt Harris, DB (1st AP & Coaches' & FN)		Benardrick McKinney, LB (1st Coaches', 2nd AP)
1945:	Harper Davis, B (1st AP)		Sam Nichols, OG (2nd AP)		Eric Moulds, WR (1st Coaches', FN 2nd AP)		Dak Prescott, QB (1st AP & Coaches')
	Bill Hildebrand, E (1st AP)	1975:	Richard Keys, OC (1st AP & UPI)	1996:	Dwayne Curry, LB (1st FN)		Josh Robinson, RB (2nd AP & Coaches')
	Graham Bramlett, B (3rd AP)		Stan Black, DB (2nd AP)		Andy Russ, P (1st BN, 2nd AP & Coaches')		Preston Smith, DE (1st Coaches', 2nd AP)
	Dub Garrett, T (3rd AP)		Ray Costict, LB (2nd AP)		Brent Smith, OT (1st AP & Coaches')	2015:	Dak Prescott, QB (1st AP & Coaches')
1946:	Tom McWilliams, B (1st AP)		Harvey Hull, MG (2nd AP)		Paul Lacoste, LB (2nd AP & Coaches')		Fred Ross, WR (1st Coaches', 2nd AP)
	Dub Garrett, T (2nd AP)		Sam Nichols, OG (2nd AP)	1997:	Greg Favors, DE (1st AP & Coaches', FN)		De'Runnya Wilson, WR (2nd Coaches')
	Harper Davis, B (3rd AP)		Walter Packer, RB (2nd AP)		Robert Hicks, OL (1st Coaches', 2nd AP)	2016:	Fred Ross, WR (1st AP, 2nd Coaches')
	Mike Harris, G (3rd AP)	1976:	Stan Black, DB (1st AP & UPI)		Eric Allen, C (2nd AP)	2017:	Martinas Rankin, OT (1st Coaches', 2nd AP)
1947:	Dub Garrett, T (1st AP)		Ray Costict, LB (1st AP & UPI)		Eric Brown, DB (2nd AP)		Jeffery Simmons, DT (1st AP & Coaches')
	Tom McWilliams, B (1st AP)		Harvey Hull, MG (1st AP & UPI)		Brian Hazelwood, K (2nd AP & Coaches')		Montez Sweat, DE (1st AP & Coaches')
	Harper Davis, B (3rd AP)		Richard Keys, OC (1st AP & UPI)	1998:	Jeff Walker, P (2nd AP & Coaches')	2018:	Johnathan Abram, S (1st AP, 2nd Coaches')
1948:	Tom McWilliams, B (1st AP)		Dennis Johnson, RB (2nd AP)		Eric Allen, C (1st AP & FN, 2nd Coaches' & BN)		Cameron Dantzler, CB (2nd AP)
	Harper Davis, B (3rd AP)		Sam Nichols, OG (2nd AP)		J.J. Johnson, TB (1st AP & FN, Coaches', BN)		Deion Calhoun, OG (2nd Coaches')
1949:	Jerry Taylor, C (2nd AP)	1977:	Larry Gillard, DT (1st AP & UPI)		Ed Smith, DE (1st AP & FN, 2nd Coaches' & BN)		Jeffery Simmons, DT (1st AP & Coaches')
1951:	Joe Fortunato, DB (1st AP)		Mark Trogon, OT (2nd AP)		Brian Hazelwood, K (2nd BN)		Montez Sweat, DE (1st AP & Coaches')
	Billy Pyron, DT (2nd AP, 3rd UPI)	1978:	Dave Marler, QB (1st AP & UPI)		Kevin Prentiss, RS (2nd AP)		Erroll Thompson, LB (2nd AP)
1952:	Jackie Parker, B (1st AP & UPI)		Mardye McDole, WR (1st AP & UPI)	1999:	Barrin Simpson, LB (2nd Coaches')	2019:	Kylin Hill (1st AP, 2nd Coaches')
	Joe Fortunato, B (2nd AP & UPI)		Johnie Cooks, LB (2nd AP)		Randy Thomas, OG (2nd AP & Coaches', BN)		Chauncey Rivers, DE (2nd AP)
	Bo Reid, C (2nd AP)		James Jones, RB (2nd AP)		Jeff Walker, P (2nd AP & Coaches', BN)		
1953:	Jackie Parker, B (1st AP & UPI)		Tyrone Keys, DT (2nd AP)		Robert Bean, CB (1st AP & BN, 2nd Coaches')		
	Hal Easterwood, C (3rd AP, 2nd UPI)	1979:	Alan Hartlein, OG (2nd AP)		Ashley Cooper, S (1st AP & Coaches', BN, FN)		
	Tom Morris, T (3rd AP)		Kenny Johnson, DB (2nd AP)		Barrin Simpson, LB (1st AP & Coaches', BN, FN)		
1954:	Art Davis, B (1st AP & UPI)		Tyrone Keys, DT (2nd AP)		Fred Smoot, CB (1st AP, 2nd Coaches')		
	Hal Easterwood, C (1st AP, 2nd UPI)		Mardye McDole, WR (2nd AP)		John Hilliard, DT (2nd Coaches')		
	Bill Dooley, G (3rd AP, 2nd UPI)	1980:	Johnie Cooks, LB (1st AP & UPI)		Wes Shivers, OG (2nd AP)		
1955:	Scott Suber, G (1st AP & UPI)		Wayne Harris, OG (1st AP)		Jeff Walker, P (2nd AP & Coaches')		
	Art Davis, B (2nd AP & UPI)		Alan Massey, OT (1st AP)		Scott Westerfield, PK (2nd AP & Coaches')		
	Jim Barron, T (3rd AP & UPI)		Mardye McDole, WR (1st AP)	2000:	Mario Haggan, LB (1st AP)		
1956:	Ron Bennett, E (1st AP & UPI)		Glen Collins, DT (2nd AP)		Pig Prather, S (1st AP, 2nd Coaches')		
	Billy Stacy, B (1st AP & UPI)		Tyrone Keys, DE (2nd AP)		Fred Smoot, CB (1st AP & Coaches')		
1957:	Billy Stacy, B (1st AP & UPI)	1981:	Glen Collins, DT (1st AP & UPI)		Pork Chop Womack, OT (1st AP & Coaches')		
	John Benge, E (3rd AP)		Johnie Cooks, LB (1st AP & UPI)		Willie Blade, DT (2nd AP)		
	Jack Benson, C (3rd AP, 2nd UPI)		Rob Fesmire, DB (1st UPI)		Michael Fair, C (2nd AP & Coaches')		
	Jimmy Dodd, C (3rd UPI)		Billy Jackson, DE (1st AP & UPI)		Dicenzo Miller, TB (2nd AP & Coaches')		
	Sam Latham, T (3rd AP)		Wayne Harris, OG (1st AP & UPI)		Conner Stephens, DE (2nd AP)	2001:	Josh Morgan, FS (1st FN, 2nd AP)
1958:	Jack Benson, T (2nd AP & UPI)		Jerry Price, TE (2nd AP)		Scott Westerfield, PK (2nd AP)		Pig Prather, S (1st AP, 2nd Coaches')
	Billy Stacy, B (3rd AP, 2nd UPI)	1982:	Michael Haddix, RB (2nd AP)		Mario Haggan, LB (2nd AP)	2002:	Jason Clark, DE (2nd AP)
1959:	Tom Goode, E (2nd AP, 3rd UPI)		Billy Jackson, DE (1st UPI)		Mario Haggan, LB (2nd AP)		Brent Smith, PK (2nd AP)
	Walter Suggs, T (2nd UPI)		Michael Haddix, RB (2nd AP)	2003:	Justin Jenkins, WR (2nd AP & Coaches')		Nick Turner, TB (2nd AP)
	LaVelle White, T (3rd AP)	1983:	Danny Knight, WR (2nd AP, 1st UPI)		Jared Cook, P (1st AP & Coaches')	2004:	Ronald Fields, DT (1st AP)
1960:	Tom Goode, E (1st AP & UPI)	1984:	Billy Jackson, LB (1st AP & UPI)		Ronald Fields, DT (1st AP)		Willie Evans, DE (2nd AP)
	Walter Suggs, T (2nd UPI)		Corwyn Aldredge, TE (2nd Coaches')		Willie Evans, DE (2nd AP)		Jerious Norwood, TB (2nd AP & Coaches')
1961:	Johnny Baker, E (2nd AP & UPI)		Aaron Pearson, LB (2nd AP)		David Stewart, OL (2nd AP)	2005:	Willie Evans, DE (1st AP & Coaches')
	Howard Benton, T (2nd AP)		Danny Sanders, OG (2nd AP)	2006:	Quinton Culberson, LB (1st AP & Coaches')		Titus Brown, DE (2nd Coaches' & AP)
1962:	Johnny Baker, E (1st AP, 2nd UPI)		Pat Swoopes, DT (2nd AP, 1st UPI)		Derek Pegues, DB (2nd Coaches')		Deljuan Robinson, DT (2nd AP)
	Pat Watson, G (3rd UPI)	1985:	Rusty Brown, OG (2nd AP)		Derek Pegues, DB (1st AP & 2nd Coaches')	2007:	Michael Brown, OL (2nd Coaches')
1963:	Tommy Neville, T (1st AP, 2nd UPI)		Aaron Pearson, LB (2nd AP)		Titus Brown, DE (2nd AP & Coaches')		
	Ode Burrell, B (2nd AP & UPI)		Pat Swoopes, DT (2nd AP, 1st UPI)				
	Sonny Fisher, B (3rd UPI)	1986:	Don Smith, QB (1st AP & UPI, Coaches')				
	Hoyle Granger, B (3rd AP & UPI)	1988:	James Williams, LB (2nd AP)				
	Tommy Inman, E (3rd UPI)	1989:	Mike Riley, P (1st AP)				
1964:	Pat Watson, G (2nd AP, 1st UPI)		Jesse Anderson, TE (2nd AP)				
	Justin Canale, G (2nd AP, 3rd UPI)		Ricky Byrd, OG (2nd AP)				
	Hoyle Granger, FB (2nd AP & UPI)		Bo Russell, DB (2nd AP)				
	Tommy Inman, E (2nd AP, 3rd UPI)		James Williams, ILB (2nd AP)				
	Tommy Neville, DT (2nd AP & UPI)	1990:	Ricky Byrd, OG (1st AP)				
	Marcus Rhoden, HB (2nd AP)		Reggie Stewart, LB (1st AP)				
	Pat Watson, DG (2nd AP, 1st UPI)						



SEC COACH OF THE YEAR

1940:	Allyn McKeen (Nashville Banner)
1957:	Wade Walker (Nashville Banner)
1963:	Paul Davis (AP)
1970:	Charley Shira (AP)
2007:	Sylvester Croom (AP, Coaches')
2014:	Dan Mullen (AP)

NASHVILLE BANNER SEC MVP

1940:	Erwin "Buddy" Elrod, E
1944:	Tom "Shorty" McWilliams, HB
1952:	Jackie Parker, QB
1953:	Jackie Parker, QB
1954:	Art Davis, HB
1974:	Rockey Felker, QB

BIRMINGHAM QB CLUB MVP

1953:	Hal Easterwood, Lineman
	Jackie Parker, Back
1955:	Scott Suber, Lineman
1981:	Johnie Cooks, Lineman
1998:	James Johnson, Back

BIRMINGHAM TD CLUB SEC MVP

1981:	Johnie Cooks, LB
--------------	------------------

JACOBS AWARD - SEC BLOCKER

1948:	Truitt Smith
1954:	Charles Evans
1981:	Wayne Harris
1982:	Wayne Harris

ATLANTA TD CLUB AWARDS

SEC BACK OF THE YEAR

1953:	Jackie Parker, QB
--------------	-------------------

SOUTHEAST AREA BACK

1974:	Rockey Felker, QB
--------------	-------------------

SOUTHEAST AREA LINEMAN

1981:	Johnie Cooks, DL
--------------	------------------

SOUTHEAST AREA OL OF THE YEAR

1994:	Jesse James, OG
--------------	-----------------

SOUTHEAST AREA DB OF THE YEAR

2000:	Fred Smoot, CB
--------------	----------------

CONERLY TROPHY

PRESENTED TO TOP PLAYER IN MISSISSIPPI

1998:	J.J. Johnson, RB
2005:	Jerious Norwood, RB
2009:	Anthony Dixon, RB
2010:	Chris White, LB
2013:	Gabe Jackson, LB
2014:	Dak Prescott, QB
2015:	Dak Prescott, QB
2018:	Jeffery Simmons, DT
2019:	Kylin Hill, RB

KENT HULL TROPHY

PRESENTED TO TOP OL IN MISSISSIPPI

2013:	Gabe Jackson, OG
2016:	Justin Senior, OT
2017:	Martinas Rankin, OT
2018:	Elgton Jenkins, C

SEC ALL-FRESHMAN

1986:	Jesse Anderson, LB
	Asa Bennett, DB
	Tommy Parks, P
1987:	Eddie Myles, DB
	Tony Robertson, OL
	Robert Young, DL
1988:	Melvin Hawkins, LB
	Mike Riley, P
	Kenny Stewart, OL
1989:	John James, OL
	Tony James, KR
	Byron Jordan, OL
	Kenny Roberts, RB
	Rodney Stowers, DL

1990:	Marc Woodard, LB
	Shea Bell, OL
1991:	Michael Davis, FB
1993:	Kenny Causey, WR
	Dwayne Curry, LB
1994:	Conley Earls, LB
	James Grier, DL
1996:	Kendall Roberson, FS
	Matt Wyatt, QB
1998:	Dicenzo Miller, TB
2000:	Jason Clark, LB
2001:	Ray Ray Bivines, PR (KNS)
	Ronald Fields, NT (KNS, Coaches')
2002:	Jerious Norwood, KR (KNS)
	Darren Williams, DB (KNS)
2003:	Quinton Culberson, DB (KNS, Coaches')
	Donovan Davis, OL (KNS, Coaches')
2004:	Demario Bobo, DB (Coaches', TSN)
	Titus Brown, LB (Coaches', TSN)
	Eric Butler, TE (Coaches', TSN)
	Corey Clark, DL (Coaches')
	Jonathan Lowe, RB (Coaches', TSN)
2005:	Jamar Chaney, LB (Coaches')
	Keith Fitzhugh, DB (TSN)
	Anthony Littlejohn, LB (TSN, Coaches')
	Blake McAdams, P (Coaches')
	Derek Pegues, DB (Coaches')
	Anthony Strauder, OL (TSN)
2006:	Anthony Dixon, RB (Coaches')
	Jamon Hughes, LB (Coaches')
	Craig Jenkins, OL (Coaches')
2007:	Wesley Carroll, QB (Coaches')
2008:	Charles Mitchell, DB (Coaches')
	Quentin Saulsberry, OL (Coaches')
2009:	Johnthan Banks, DB (Coaches')
	Corey Broomfield, DB (Coaches')
	Chad Bumphis, WR (Coaches')
	Fletcher Cox, DL (Coaches')
2010:	Gabe Jackson, OL (Coaches')
	Nickoe Whitley, S (Coaches')
2011:	Kaleb Eulls, DE (Coaches')
	Malcolm Johnson, TE (Coaches')
2012:	Benardrick McKinney, LB (Coaches', ESPN, CBS Sports)
2013:	Chris Jones, DT (Coaches')
2014:	J.T. Gray, LB (Coaches')
2015:	Gerri Green, LB (Coaches')
2016:	Leo Lewis, LB (Coaches')
	Jeffery Simmons, DL (Coaches')
2017:	Jace Christmann, K (Coaches')
	Erroll Thompson, LB (Coaches')
2019:	Nathan Pickering, DT (Coaches')
2020:	Charles Cross, OL (Coaches')
	Emmanuel Forbes, CB (Coaches')
	Jaden Watley, WR (Coaches')

SEC PLAYER OF THE WEEK

OFFENSE

1986:	Don Smith (9/6)
	Don Smith (9/13)
1988:	Tony Shell (10/15)
1989:	Kenny Roberts (9/2)
1991:	Sleepy Robinson (10/12)
	Sleepy Robinson (11/23)
1994:	Eric Moulds (11/5)
1998:	James Johnson (11/16)
2000:	Dicenzo Miller (10/7)
2004:	Jerious Norwood (9/4)
	Jerious Norwood (10/23)
2005:	Jerious Norwood (11/26)
2008:	Anthony Dixon (11/24)
2009:	Anthony Dixon (10/31)
2011:	Vick Ballard (9/5)
2012:	Tyler Russell (9/8)
	Tyler Russell (11/19)
2014:	Dak Prescott (9/22)
	Dak Prescott (10/13)
	Josh Robinson (10/27)
	Dak Prescott (11/24)
2015:	Dak Prescott (10/26)
	Dak Prescott (11/23)
2016:	Nick Fitzgerald (11/7)
	Nick Fitzgerald (11/28)
2017:	Nick Fitzgerald (9/18)

2018:	Nick Fitzgerald (10/30)
	Kylin Hill (9/10)
	Nick Fitzgerald (10/8)
	Nick Fitzgerald (10/29)
2019:	Kylin Hill (11/4)
2020:	K.J. Costello (9/27)

DEFENSE

1985:	Cedric Corse (9/13)
1987:	Cedric Corse (11/21)
1988:	James Williams (9/10)
1989:	James Williams (11/25)
1990:	Reggie Stewart (10/27)
	Reggie Stewart (11/17)
1991:	Daniel Boyd (9/7)
	Daniel Boyd (10/26)
1992:	Daniel Boyd (10/4)
	Kelvin Knight (10/11)
1993:	Juan Long (10/16)
1994:	Dwayne Curry (9/24)
	Johnnie Harris (11/26)
1996:	Izell McGill (9/28)
	Paul Lacoste (11/16)
	Greg Favors (11/30)
1997:	Greg Favors (8/30)
	Anthony Derricks (11/11)
1998:	Edward Smith (9/7)
	Edward Smith (11/23)
1999:	Ashley Cooper (9/27)
	John Hilliard (10/11)
	Ashley Cooper (11/8)
	Barrin Simpson (11/29)
2000:	Josh Morgan (9/16)
	Willie Blade (9/30)
	Eugene Clinton (11/2)
2001:	Korey Banks (11/24)
2006:	Quinton Culberson (11/4)
2007:	Gabe O'Neal (9/8)
	Derek Pegues (9/15)
	Avery Hannibal (10/27)
	Anthony Johnson (11/10)
2010:	Chris White (10/16)
	Chris White (10/30)
2013:	Nickoe Whitley (12/2)
2014:	Richie Brown (10/6)
2015:	Richie Brown (9/28)
2018:	Johnathan Abram (11/19)

SPECIAL TEAMS (SINCE 2003)

2003:	Brent Smith (10/6)
	Nick Turner (11/17)
2004:	Jared Cook (10/23)
2006:	Derek Pegues (10/14)
2007:	Derek Pegues (11/23)

OFFENSIVE LINEMAN (SINCE 2004)

2004:	David Stewart (10/30)
2008:	J.C. Brignone (10/27)
2010:	Derek Sherrod (9/25)
	Derek Sherrod (10/9)
	Derek Sherrod (10/30)
	Derek Sherrod (11/27)
2012:	Tobias Smith (10/15)
2013:	Gabe Jackson (9/23)
	Gabe Jackson (10/28)
	Gabe Jackson (11/25)
2014:	Ben Beckwith (9/22)
	Ben Beckwith (10/6)
	Ben Beckwith (11/24)
2016:	Martinas Rankin (11/7)
2017:	Deion Calhoun (10/23)
	Darryl Williams (9/18)
2018:	Elgton Jenkins (9/17)
	Deion Calhoun (11/19)
	Elgton Jenkins (11/26)
2019:	Darryl Williams (9/11)
	Darryl Williams (12/2)

DEFENSIVE LINEMAN (SINCE 2004)

2005:	Willie Evans (9/17)
2008:	Jessie Bowman (9/15)
2009:	Pernell McPhee (9/21)
	Pernell McPhee (11/28)
2011:	Fletcher Cox (10/10)
	Fletcher Cox (10/17)
	Fletcher Cox (10/31)
	Fletcher Cox (11/28)

2014:	Preston Smith (9/1)
	Preston Smith (9/8)
	Preston Smith (9/15)
	Kaleb Eulls (10/25)
2015:	Ryan Brown (10/12)
	Chris Jones (11/9)
2016:	A.J. Jefferson (9/10)
2017:	Jeffery Simmons (10/11)
	Jeffery Simmons (10/18)
	Montez Sweat (10/21)
	Montez Sweat (10/30)
	Montez Sweat (11/20)
2018:	Montez Sweat (9/10)
	Montez Sweat (10/8)
	Jeffery Simmons (11/26)
2020:	Marquiss Spencer (11/9)

FRESHMAN (SINCE 2009)

2009:	Corey Broomfield (10/17)
	Johnthan Banks (10/24)
2010:	Tyler Russell (9/4)
	LaDarius Perkins (10/2)
	LaDarius Perkins (10/23)
	LaDarius Perkins (11/27)
2012:	Benardrick McKinney (10/8)
2013:	Chris Jones (12/2)
2016:	Leo Lewis (11/28)
2019:	Garrett Shrader (9/23)

SEC COMMUNITY SERVICE TEAM

1994:	Darrin Clark, DB
1995:	Brian Anderson, C
1996:	Paul Lacoste, LB
1997:	Eric Allen, C
1998:	Eric Allen, C
1999:	Kevin Sluder, DT
2000:	Scott Westerfield, PK
2001:	Kevin Sijansky, SN
2002:	Justin Griffith, FB
2003:	Justin Jenkins, WR
2004:	McKinley Scott, WR
2005:	Dezmond Sherrod, TE
2006:	Jason Husband, TE
2007:	Anthony Strauder, OL
2008:	Tim Bailey, DL
2009:	Tyson Lee, QB
2010:	Derek Sherrod, OL
2011:	Charles Mitchell, DB
2012:	Johnthan Banks, DB
2013:	Kaleb Eulls, DL
2014:	Jay Hughes, DB
2015:	Taveze Calhoun, DB
2016:	Brandon Holloway, RB
2017:	Gabe Myles, WR
2018:	Gerri Green, DE
2019:	Kody Schexnayder, P
2020:	Kobe Jones, DE

MAXWELL NATIONAL PLAYER OF THE WEEK

2014:	Dak Prescott (10/6)
2017:	Nick Fitzgerald (9/19)

WALTER CAMP FBS NATIONAL OFFENSIVE PLAYER OF THE WEEK

2020:	K.J. Costello (9/27)
--------------	----------------------

FWAA BRONKO NAGURSKI NATIONAL DEENSIVE PLAYER OF THE WEEK

2018:	Montez Sweat (10/9)
--------------	---------------------

BEDNARIK NATIONAL PLAYER OF THE WEEK

2018:	Montez Sweat (10/9)
--------------	---------------------



DAVEY O'BRIEN NATIONAL
QUARTERBACK AWARD GREAT 8

2020: K.J. Costello (9/27)

MANNING AWARD STARS OF
THE WEEK

2020: K.J. Costello (9/27)

MANNING AWARD NATIONAL
QUARTERBACK OF THE WEEK

2020: K.J. Costello (9/27)

LOU GROZA AWARD STARS OF
THE WEEK

2020: Brandon Ruiz (9/27)

FWAA NATIONAL
TEAM OF THE WEEK

2004: vs. #20 Florida (10/23)

2014: at #8 LSU (9/20)

2016: vs. #4 Texas A&M (11/5)

2020: at #6 LSU (9/27)

SEC ACADEMIC HONOR ROLL (SINCE 2004)

2004:	Brian Anderson, OL (Physical Education) Keith Andrews, PK (Biological Sciences) James Cochran, OL (General Business) Jared Cook, P (Gen. Business Admin.) Russell Cook, SN (Banking & Finance) Britt Cross, SN (Biological Engineering) John Davis, OL (Biological Sciences) Ty Freeman, TE (Industrial Technology) Brad Horton, LB (Gen. Business Admin.) Joe Judge, QB (Industrial Technology) Kenny Kern, LB (Business Management) Chris McNeil, OL (Physical Education) Brett Morgan, QB (Physical Education) Will Prosser, WR (Physical Education) Carlton Rice, LB (Physical Education) McKinley Scott, WR (Gen. Business Admin.) Dezmond Sherrod, TE (Gen. Bus. Admin.) Kyle York, QB (Banking & Finance)	Anthony Littlejohn (Sociology) D.J. Looney (Management) Blake McAdams (Physical Education) Brandon McRae (Interdisciplinary Studies) Mark Melichar (Construction and Land Development) Eric Richards (General Bus. Admin.) Derek Sherrod (Risk Management and Insurance) Anthony Strauder (Physical Education) Marcus Washington (Marketing) Austin Wilbanks (Physical Education) Jarvis Williams (Industrial Technology) Lamarcus Williams (Management) KJ Wright (Sociology) Taurus Young (Industrial Technology)	Charles Siddoway (Criminology) Baker Swedenburg (Information Systems) Sam Williams (Kinesiology)
2005:	Derek Ambrose (Physical Education) Brian Anderson (Physical Education) Keith Andrews (Biological Science) Russell Cook (Insurance) Britt Cross (Biological Engineering) Marcus Evans (Interdisciplinary Studies) Michael Henig (Gen. Business Admin.) Dio Herrera (Gen. Business Admin.) Jonathan Hill (Industrial Technology) Brad Horton (Gen. Business Admin.) Jeremy Jack (Agribusiness) Lance Long (Business Management) Chris McNeil (Physical Education) Brett Morgan (Physical Education) Will Prosser (Physical Education) Carlton Rice (Physical Education) Casey Rogers (Mathematics) Dezmond Sherrod (Insurance) Anthony Strauder (Physical Education) Leron Yarbrough (Social Work)	Sean Brauchle (Business Administration) J.C. Brignone (Physical Education) Jamar Chaney (Physical Education) Kendrick Cook (Physical Education) Andrew Ellard (Physical Education) Aaron Feld (Mgt. Const. and Land Dev.) Phillip Freeman (Physical Education) Heath Hutchins (Sociology) Maurice Langston (Marketing) Sam Latham (Bio Engineering) Addison Lawrence (Business Administration) Cameron Lawrence (Physical Education) Mark Lynn (Electrical Engineering) John McMillan (Mgt. Const. and Land Dev.) Brandon McRae (Interdisciplinary Studies) Mark Melichar (Insurance/Risk Mgt.) Tyson Lee (Secondary Education) Derek Sherrod (Insurance/Risk Mgt.) Baker Swedenburg (Business Information Systems) Louis Watson (Physical Education) Sam Watts (Physical Education) Chris White (Physical Education)	Richie Brown (Industrial Technology) Ryan Brown (Business Administration) Taveze Calhoun (Kinesiology) Cole Carter (Kinesiology) Josh Creekmore (Biological Engineering) Devon Desper (Business Administration) Taylor Earhart (Accounting) Nick Griffin (Kinesiology) Brandon Hill (Kinesiology) Brandon Holloway (Kinesiology) Archie Muniz (Kinesiology) Ivan Muniz (Kinesiology) Dak Prescott (Educational Psychology) Justin Senior (Political Science) Evan Sobiesk (Microbiology) Baker Swedenburg (Information Systems) John Van Horn (Geoscience) Nickoe Whitley (Workforce Education)
2006:	Derek Ambrose (Physical Education) Keith Andrews (Biological Sciences) Anthony Bowles (Geosciences) Christopher Britt (Physical Education) Mark Brown (Accounting) Russell Cook (Gen. Business Administration) Ty Evans (General Business Administration) Patrick Franks (Political Science) David Heard (Biological Engineering) Brad Horton (Gen. Business Administration) Jarvis Kyles (Gen. Business Administration) Lance Long (Management) Blake McAdams (Physical Education) Carlton Rice (Physical Education) Casey Rogers (Mathematics) Ben Shelton (Real Estate & Mortgage) Dezmond Sherrod (Insurance) Anthony Strauder (Physical Education)	Sean Brauchle (Accounting) J.C. Brignone (Kinesiology) Corey Broomfield (Kinesiology) Chad Bumphis (Kinesiology) Kendric Cook (Kinesiology) Derek DePasquale (Mechanical Engineering) Aaron Feld (Kinesiology) Phillip Freeman (Kinesiology) Emmanuel Gatling (Chemical Engineering) Heath Hutchins (Psychology) Sam Latham (Biomedical Engineering) Addison Lawrence (Business Administration) Cameron Lawrence (Business Administration) John McMillan (Kinesiology) Mark Melichar (Kinesiology) Derek Sherrod (Kinesiology) Baker Swedenburg (Business Information Systems) Louis Watson (Kinesiology) Sam Watts (Kinesiology) Sam Williams (Kinesiology)	Richie Brown (Industrial Technology) Ryan Brown (Business Administration) Taveze Calhoun (Graduate School) Winston Chapman (Agribusiness) Tolando Cleveland (Biological Sciences) Ronald Cochran (Undeclared) Logan Cooke (Kinesiology) Devon Desper (Accounting) Nick Fitzgerald (Finance) Westin Graves (Civil Engineering) Aaron Hamaker (Undeclared) Grant Harris (Business) Brandon Holloway (Human Sciences) Jesse Jackson (Industrial Technology) Gabe Myles (Kinesiology) Josiah Phillips (Industrial Technology) Dak Prescott (Graduate School) Nick Proby (Mechanical Engineering) Martinas Rankin (Kinesiology) Justin Senior (Sociology) Jake Thomas (Biological Sciences) Kareem Vance (Kinesiology) Hayes Walker (Biological Engineering) DeAndre Ward (Industrial Technology) Rufus Warren (Human Sciences)
2007:	J.C. Brignone (Food Nutrition) Charles Burns (Fitness Management) Aaron Feld (Management of Construction & Land) Keon Humphries (Physical Education) Jason Husband (Masters of Business Admin.) Jarvis Kyles (General Business Administration) Lance Long (Management) Blake McAdams (Clinical Exercise Physiology) Mark Melichar (Mgmt. of Construction & Land) Dezmond Sherrod (Masters of Business Admin.) Anthony Strauder (Fitness Management)	Dillon Day (Kinesiology) Derek DePasquale (Mechanical Engineering) Nick Griffin (Kinesiology) Brandon Hill (Kinesiology) Cameron Lawrence (Business Administration) Eric Lawson (Kinesiology) Charles Mitchell (Kinesiology) Nick Redmond (Kinesiology) Corbin Stewart (Kinesiology) Baker Swedenburg (Business Information Systems) Louis Watson (Kinesiology) Sam Watts (Kinesiology) Sam Williams (Kinesiology)	Nelson Adams (Human Sciences) Brett Armour (Mathematics) Hunter Bradley (Kinesiology) Bennie Braswell (Art) Richie Brown (MBA) Tolando Cleveland (Political Science) Kivon Coman (Kinesiology) Devon Desper (Accounting) Nick Fitzgerald (Finance) Nick Gibson (Kinesiology) Westin Graves (Civil Engineering) Brandon Holloway (Human Sciences) Jesse Jackson (Industrial Technology) A.J. Jefferson (Human Sciences) Jocquell Johnson (Interdisciplinary Studies) Mark McLaurin (Business Administration) Harrison Moon (Kinesiology)
2008:	Timothy Bailey (Sociology) Anthony Bowles (Geosciences) Mark Brown (Accounting) Adam Carlson (Business Administration) Wes Carroll (Risk Management and Insurance) Andrew Ellard (Physical Education) Aaron Feld (Construction and Land Development) Phillip Freeman (Physical Education) Michael Gates (Interdisciplinary Studies) Robert Gurley (Physical Education) Nelson Hurst (Physical Education) Sam Latham (Biological Engineering) Addison Lawrence (General Bus. Admin.) Tyson Lee (Secondary Education)	Justin Senior (English) Derek Milton (Industrial Technology) Archie Muniz (Kinesiology)	



Gabe Myles (Kinesiology)
 Richard Perkins (Mechanical Engineering)
 Josiah Phillips (Industrial Technology)
 Martinas Rankin (Kinesiology)
 Chris Rayford (Kinesiology)
 Fred Ross (Interdisciplinary Studies)
 Justin Senior (Sociology)
 Ashton Shumpert (Interdisciplinary Studies)
 Chris Stamps (Kinesiology)
 Jefferson Teel (Business Administration)
 Nick Tiano (Business Administration)
 Hayes Walker (Biological Engineering)
 DeAndre Ward (Industrial Technology)
 Evans Wilkerson (Pre-accounting)
2017: Hunter Bradley (Workforce Education)
 Tolando Cleveland (Political Science)
 Nick Fitzgerald (Finance)
 Aaron Hamaker (Biochemistry)
 Jesse Jackson (Industrial Technology)
 Elgton Jenkins (Industrial Technology)
 Kobe Jones (Business Administration)
 Harrison Moon (Psychology)
 Gabe Myles (Kinesiology)
 Aaron Odom (Undeclared)
 Josiah Phillips (Industrial Technology)
 Tyre Phillips (Human Development/Family Studies)
 Martinas Rankin (Kinesiology)
 Stewart Reese (Kinesiology)
 Christian Roberson (Business Administration)
 Jeffery Simmons (Human Development/Family Studies)
 Marquiss Spencer (Undeclared)
 Keytaon Thompson (Kinesiology)
 Austin Williams (Business Administration)
 Tyler Williams (Kinesiology)
2018: Fletcher Adams (Interdisciplinary Studies)
 Stephen Adegoke (Business Administration)
 Joel Baldwin (Political Science)
 Paul Blackwell (Chemical Engineering)
 Logan Burnett (Business Administration)
 Deion Calhoun (Industrial Technology)
 Malik Dear (Interdisciplinary Studies)
 Nick Fitzgerald (Finance)
 Raymond Freeman (Mechanical Engineering)
 Cameron Gardner (Undeclared)
 John Garner (Business Administration)
 Joseph Garner (Business Administration)
 Fabien Lovett (Undeclared)
 Stephen Guidry (Interdisciplinary Studies)
 Grant Harris (Business Administration)
 Jesse Jackson (Industrial Technology)
 Elgton Jenkins (Industrial Technology)
 R.J. Jennings (Mechanical Engineering)
 Rip Kirk (Human Development/Family Sciences)
 Cameron Miller (Business Administration)
 Aaron Odom (Undeclared)
 Tyre Phillips (Human Development/Family Sciences)
 Tristan Pisacane (Mechanical Engineering)
 Chris Rayford (Interdisciplinary Studies)
 Stewart Reese (Kinesiology)
 Christian Roberson (Business Administration)
 Kody Schexnayder (Human Development/Family Sciences)
 Lee Tanner (Biological Sciences)
 Keytaon Thompson (Kinesiology)
 Evans Wilkerson (Accounting)
 Austin Williams (Business Administration)
 Darryl Williams (Human Development/Family Sciences)
2019: Fletcher Adams (Interdisciplinary Studies)
 Somon Anderson (Business Administration)
 Izuchukwu King Ani (Industrial Technology)
 Paul Blackwell (Chemical Engineering)
 Reed Bowman (Business Administration)
 Logan Burnett (Management)
 Tucker Day (Political Science)
 Malik Dear (Workforce Education Leadership)
 Raymond Freeman (Mechanical Engineering)
 Cameron Gardner (Management)
 John Garner (Business Administration)
 Joseph Garner (Business Administration)
 Nick Gibson (Kinesiology)
 Kylin Hill (Interdisciplinary Studies)
 R.J. Jennings (Mechanical Engineering)
 Kendell Jones (Human Development & Family Science)

Kobe Jones (Business Administration)
 Alec Murphy (Workforce Education Leadership)
 Fred Peters (Interdisciplinary Studies)
 Tyre Phillips (Human Development & Family Science)
 Tristan Pisacane (Mechanical Engineering)
 Kody Schexnayder (Human Development & Family Science)
 Maurice Smitherman (Human Development & Family Science)
 Marquiss Spencer (Interdisciplinary Studies)
 Geor'Quarius Spivey (Business Administration)
 Nathan Swanson (Agriculture)
 Lee Tanner (Biological Sciences)
 Dedrick Thomas (Human Development & Family Science)
 Keytaon Thompson (Kinesiology)
 Tim Washington (Workforce Education Leadership)
 Evans Wilkerson (Accounting)
 Austin Williams (Business Administration)
 Darryl Williams (Human Development & Family Science)
2020: Somon Anderson (Business Administration)
 Izuchukwu King Ani (Industrial Technology)
 Paul Blackwell (Business Administration)
 Reed Bowman (Undeclared)
 Aaron Brule (Interdisciplinary Studies)
 Brandon Cunningham (Marketing)
 Tucker Day (Political Science)
 Janari Dean (Undeclared)
 Martin Emerson (Undeclared)
 Cameron Gardner (Business Administration)
 John Garner (Management)
 Joseph Garner (Management)
 Thomas Greer (Industrial Technology)
 Jack Harris (Undeclared)
 Jordan Hoyer (Mechanical Engineering)
 Jett Johnson (Interdisciplinary Studies)
 R.J. Jennings (Mechanical Engineering)
 Kobe Jones (Undeclared)
 Dylan Lawrence (Business Administration)
 Jo'quavius Marks (Undeclared)
 Fred Peters (Undeclared)
 Kyziah Pruitt (Kinesiology)
 J.P. Purvis (Kinesiology)
 Jaylon Reed (Business Administration)
 Will Rogers (Marketing)
 De'Monte Russell (Undeclared)
 Garrett Shrader (Business Administration)
 Marquiss Spencer (Interdisciplinary Studies)
 Geor'quarius Spivey (Business Administration)
 Justin Stolberg (Interdisciplinary Studies)
 Camp Tice (Accounting)
 Sherman Timbs (Agribusiness)
 Powers Warren (Interdisciplinary Studies)
 Nathaniel Watson (Criminology)
 Tyrus Wheat (Interdisciplinary Studies)
 Austin Williams (MBA)



NATIONAL FOOTBALL FOUNDATION

COLLEGE FOOTBALL HALL OF FAME

MSU has produced four National Football Foundation National Scholar-Athletes/William V. Campbell Trophy finalists with Taveze Calhoun being the most recent in December 2015. Calhoun was the SEC's only representative that year. Calhoun was awarded an \$18,000 post graduate scholarship and honored at the Waldorf Astoria Hotel in New York. The Campbell Trophy recognizes an individual as the absolute best football scholar-athlete in the nation and is the highest academic honor in college football.

NATIONAL FOOTBALL FOUNDATION NATIONAL SCHOLAR-ATHLETES/ CAMPBELL TROPHY FINALISTS

1972: Frank Dowsing, DB
1989: Bo Russell, DB
2010: Derek Sherrod, OL
2015: Taveze Calhoun, DB

COSIDA ACADEMIC ALL-AMERICANS

1953: Jackie Parker, QB
1954: Hal Easterwood, C
1956: Ron Bennett, DE
1972: Frank Dowsing, B
Ken Phares, QB
1973: Jimmy Webb, DT
1976: Will Coltharp, DE (1st Team)
1989: Bo Russell, DB (1st Team)
1992: Daniel Boyd, LB (2nd Team)
2000: Scott Westerfield, PK (1st Team)
2020: Austin Williams, WR (1st Team)

CFA SCHOLAR-ATHLETE

1991: Daniel Boyd, LB
1992: Daniel Boyd, LB



Derek Sherrod was a National Football Foundation National Scholar-Athlete in 2010.



Year	Rd	Pick	Name, Pos.	Team
1937:	10		Chuck Gelatka, E	New York Giants
1940:	12		Jim Goolsby, C	Cleveland Rams
1941:	6		John Tripson, T	Detroit Lions
	7		Buddy Elrod, E	Pittsburgh Steelers
	10		Harvey Johnson, B	Brooklyn Dodgers
	12		Billy Jefferson, B	Detroit Lions
1943:	2		Arnie Moore, E	New York Giants
	22		Blondy Black, B	Brooklyn Dodgers
	22		Charles Yancey, B	Washington Redskins
1944:	2		Lamar Blount, B	New York Giants
	4		Hillery Horne, E	Philadelphia Eagles
	14		Elbert Corley, C	New York Giants
	15		Billy Murphy, B	Brooklyn Dodgers (AAFC)
	17		Kermit Davis, E	Green Bay Packers
	19		Wally Matulich, B	Cleveland Rams
	21		Mike Mihalich, G	Brooklyn Dodgers (AAFC)
	22		Joe Warlick, B	Cleveland Rams
	26		Anse Howard, E	Green Bay Packers
	27		John Hughes, E	Cleveland Rams
	29		Marty Frohm, T	Brooklyn Dodgers (AAFC)
1945:	12		Stan Rhoades, E	New York Giants
1946:	9		Mike Harris, G	New York Giants
	10		Bill Hildebrand, E	Green Bay Packers
	21		Charley Cadenhead, C	Washington Redskins
1947:	6		Elbert Corley, C	Buffalo Bills
	11		Al Sidorik, T	Boston Patriots
1948:	2		Dub Garrett, T	Chicago Bears
	2		Dub Garrett, T	Baltimore Colts (AAFC)
	16	102	Wally Matulich, B	San Francisco 49ers (AAFC)
	30		Truett Smith, B	Chicago Bears
1949:	2		Harper Davis, B	Pittsburgh Steelers
	14		Murry Alexander, E	Brooklyn Dodgers (AAFC)
	23		R.B. Patterson, G	Detroit Lions
1950:	1		Harper Davis, B	Chicago Bears
	7		Truett Smith, B	Pittsburgh Steelers
	17		Jerry Taylor, C	Philadelphia Eagles
	26		Jim Pittman, B	Chicago Cardinals
1951:	22		Jack Rucker, B	Philadelphia Eagles
	24		Tony Kotowski, E	Philadelphia Eagles
	26		Billy Stewart, B	Philadelphia Eagles
1952:	7		Joe Fortunato, B	Chicago Bears
	7		John Pace, T	Cleveland Browns
	12		Jack Blount, T	Philadelphia Eagles
	18		Bill Pyron, T	Chicago Cardinals
1953:	16		Ken Deloe, T	Los Angeles Rams
	27		Jackie Parker, B	Detroit Lions
	28		Joe Cimini, T	Pittsburgh Steelers
1954:	12		Hal Easterwood, C	San Francisco 49ers
	24		Jim Barron, T	Pittsburgh Steelers
1956:	1		Art Davis, B	Pittsburgh Steelers
	21		Jim Harness, HB	Baltimore Colts
1958:	29		Ken Irby, T	Chicago Cardinals
1959:	1		Billy Stacy, B	Chicago Cardinals
	15		Jim Poteete, C	Philadelphia Eagles
1961:	2		Tom Goode, C	Houston Oilers (AFL)
	3		Walter Suggs, T	Houston Oilers (AFL)
	9		Bobby Bethune, B	Chicago Bears
	12		Floyd Powers, G	Buffalo Bills (AFL)
	17		Tom Goode, LB	Detroit Lions
1962:	15		Ray Osborne, T	San Francisco 49ers
	18		Charles Furlow, QB	Los Angeles Rams
	19		Lee Welch, HB	Dallas Texans
1963:	3		Johnny Baker, LB	Los Angeles Rams
	7		Johnny Baker, E	Houston Oilers (AFL)
	18		Bobby Garvin, T	Cleveland Browns
1964:	3		Ode Burrell, HB	Green Bay Packers
	4		Ode Burrell, HB	Houston Oilers (AFL)
	12		Howard Benton, T	San Francisco 49ers
	20		Bob Dugan, T	Buffalo Bills (AFL)
1965:	6		Justin Canale, G	Boston Patriots (AFL)
	7		Tom Neville, T	Boston Patriots (AFL)
	7		Bill Moore, HB	Kansas City Chiefs (AFL)
	9		Tom Neville, T	Pittsburgh Steelers
	12		Justin Canale, G	Cleveland Browns
1966:	3		Dan Bland, HB	San Francisco 49ers
	4		Hoyle Granger, FB	Baltimore Colts

5	Hoyle Granger, FB
5	Grady Bolton, DT
8	Dan Bland, HB
15	Grady Bolton, T
1967:	9 236 Harland Reed, TE
	15 388 Tom Follard, LB
	16 394 Marcus Rhoden, FL
1968:	6 159 D.D. Lewis, LB
	13 340 George Barron, T
1970:	13 320 Jack Thomas, B
1971:	11 283 Joe Reed, QB
	13 325 Sammy Milner, WR
	16 404 David Smith, WR
1973:	2 50 Ken Phares, DB
	16 391 Frank Dowling, DB
1974:	6 137 Wayne Jones, RB
	11 267 Bill Buckley, WR
	14 343 Greg Fountain, G
1975:	1 10 Jimmy Webb, DT
	5 117 Steve Freeman, DB
	10 245 Rocky Felker, QB
1976:	2 55 Jim Eidson, G
	7 207 Larry Buie, DB
	11 302 Chuck Bristin, T
1977:	4 100 Stan Black, DB
	8 203 Walter Packer, WR
	10 262 Harvey Hull, LB
	11 303 Ray Costick, LB
1978:	3 59 Dennis Johnson, RB
	5 133 Bruce Threadgill, DB
	11 290 Larry Gillard, DT
1979:	7 180 Henry Monroe, DB
	10 253 Dave Marler, QB
	10 260 Gerald Jackson, S
1980:	3 80 James Jones, RB
	5 137 Kenny Johnson, DB
1981:	2 39 Mardye McDole, WR
	5 113 Tyrone Keys, DE
	11 294 Willie Jackson, DB
	11 296 Larry Friday, DB
1982:	1 2 Johnie Cooks, LB
	1 26 Glen Collins, DE
	10 262 Curtis Stowers, LB
1983:	1 8 Michael Haddix, RB
	3 62 Glen Young, WR
1984:	4 103 George Wonsley, RB
1986:	11 284 Pat Swoopes, NT
	11 285 Aaron Pearson, LB
1987:	2 51 Don Smith, RB
	5 129 Kirby Jackson, CB
	9 250 Bruce Plummer, CB
	10 270 Louis Clark, WR
1988:	7 192 Garry Frank, G
1989:	8 213 Fred Hadley, WR
	10 264 Anthony Butts, DT
1990:	4 87 Jesse Anderson, TE
	6 158 James Williams, LB
1991:	5 116 Robert Young, DT
	9 250 Jerry Bouldin, WR
1992:	4 96 Keo Coleman, LB
	8 215 Nate Williams, DT
1993:	4 108 Kevin Henry, DE
	5 125 Olanda Truitt, WR
	5 140 Marc Woodard, LB
	7 195 Willie Harris, WR
1994:	5 142 Herman Carroll, DE
1995:	2 59 Kendall Watkins, TE
	2 62 Jesse James, OG
	4 106 Melvin Hayes, OT
	6 208 Fred McCrary, FB
	7 210 Kevin Bouie, RB
	7 224 Wesley Leasy, LB
1996:	1 13 Walt Harris, DB
	1 24 Eric Moulds, WR
1997:	3 96 Brent Smith, OT
	4 102 Terry Day, DT
1998:	2 61 Eric Brown, DB
	3 68 Robert Hicks, OT
	4 120 Greg Favors, LB
1999:	2 39 James Johnson, RB
	2 42 Reggie Kelly, TE
	2 57 Randy Thomas, OG
	6 206 Dennis McKinley, FB
2000:	4 120 Alvin McKinley, DL
	5 133 Robert Bean, DB
	6 190 John Hilliard, DL
	7 237 Wes Shivers, OL

Houston Oilers (AFL)
Miami Dolphins (AFL)
Houston Oilers (AFL)
Green Bay Packers
Green Bay Packers
Boston Patriots
New Orleans Saints
Dallas Cowboys
Philadelphia Eagles
St. Louis Cardinals
San Francisco 49ers
San Diego Chargers
Cleveland Browns
Pittsburgh Steelers
Philadelphia Eagles
New York Jets
New York Jets
New York Jets
San Francisco 49ers
New England Patriots
Cincinnati Bengals
Darius Slay, CB
Los Angeles Rams
Atlanta Falcons
San Francisco 49ers
New England Patriots
Buffalo Bills
San Francisco 49ers
Cleveland Browns
Green Bay Packers
Buffalo Bills
Kansas City Chiefs
Dallas Cowboys
Atlanta Falcons
Hunter Bradley, TE
Minnesota Vikings
New York Jets
Detroit Lions
Cleveland Browns
Baltimore Colts
Cincinnati Bengals
Atlanta Falcons
Philadelphia Eagles
Indianapolis Colts
New Orleans Saints
Kansas City Chiefs
Tampa Bay Buccaneers
New York Jets
Denver Broncos
Seattle Seahawks
Denver Broncos
New Orleans Saints
Denver Broncos
Tampa Bay Buccaneers
New Orleans Saints
Los Angeles Rams
New York Giants
New York Jets
Pittsburgh Steelers
Pittsburgh Steelers
Los Angeles Raiders
Pittsburgh Steelers
Buffalo Bills
New Orleans Saints
Dallas Cowboys
St. Louis Rams
New York Jets
Philadelphia Eagles
Philadelphia Eagles
Arizona Cardinals
Chicago Bears
Buffalo Bills
Miami Dolphins
New York Jets
Denver Broncos
Buffalo Bills
Kansas City Chiefs
Miami Dolphins
Atlanta Falcons
New York Jets
Arizona Cardinals
Carolina Panthers
Cincinnati Bengals
Seattle Seahawks
Tennessee Titans

2001:	2 45 Fred Smoot, CB	Washington Redskins
	3 93 Willie Blade, DT	Dallas Cowboys
	4 128 Pork Chop Womack, OL	Seattle Seahawks
	6 183 Ellis Wymys, DL	Tampa Bay Buccaneers
2002:	3 96 Dorsett Davis, DL	Denver Broncos
2003:	4 121 Justin Griffith, FB	Atlanta Falcons
	5 156 Donald Lee, TE	Miami Dolphins
	7 228 Mario Haggan, LB	Buffalo Bills
2005:	4 113 David Stewart, OL	Tennessee Titans
	5 137 Ronald Fields, DL	San Francisco 49ers
2006:	3 79 Jerious Norwood, RB	Atlanta Falcons
2007:	5 152 Antonio Johnson, DL	Tennessee Titans
2010:	6 173 Anthony Dixon, RB	San Francisco 49ers
	7 220 Jamar Chaney, LB	Philadelphia Eagles
2011:	1 32 Derek Sherrod, OL	Green Bay Packers
	4 99 K.J. Wright, LB	Seattle Seahawks
	5 165 Pernel McPhee, DL	Baltimore Ravens
	6 169 Chris White, LB	Buffalo Bills
2012:	1 12 Fletcher Cox, DL	Philadelphia Eagles
	5 170 Vick Ballard, RB	Indianapolis Colts
	6 192 Charles Mitchell, S	Atlanta Falcons
2013:	2 36 Darius Slay, CB	Detroit Lions
	2 43 Johnthan Banks, CB	Tampa Bay Buccaneers
	5 167 Josh Boyd, DE	Green Bay Packers
2014:	3 81 Gabe Jackson, OG	Oakland Raiders
2015:	2 38 Preston Smith, DE	Washington Redskins
	2 43 Benardrick McKinney, LB	Houston Texans
	6 178 Matt Wells, LB	New England Patriots
	6 195 Malcolm Johnson, TE	Cleveland Browns
	6 205 Josh Robinson, RB	Indianapolis Colts
2016:	2 37 Chris Jones, DT	Kansas City Chiefs
	3 68 Will Redmond, CB	San Francisco 49ers
	4 135 Dak Prescott, QB	Dallas Cowboys
2017:	6 210 Justin Senior, OL	Seattle Seahawks
2018:	3 80 Martin Rankin, OT	Houston Texans
	6 211 Jordan Thomas, TE	Houston Texans
	7 239 Hunter Bradley, LB	Green Bay Packers
	7 247 Logan Cooke, P	Jacksonville Jaguars
2019:	1 19 Jeffery Simmons, DT	Tennessee Titans
	1 26 Montez Sweat, DE	Washington Redskins
	1 27 Johnathan Abram, S	Oakland Raiders
	2 44 Elgton Jenkins, DL	Green Bay Packers
	6 199 Gerri Green, DE	Indianapolis Colts
2020:	2 63 Willie Gay Jr., LB	Kansas City Chiefs
	3 89 Cameron Dantzier, CB	Minnesota Vikings
	3 106 Tyre Phillips, OT	Baltimore Ravens
	7 240 Tommy Stevens, QB	New Orleans Saints
	7 249 Brian Cole II, S	Minnesota Vikings
2021:	7 253 Marquiss Spencer, DL	Denver Broncos
	7 256 Kylin Hill, RB	Green Bay Packers

FIRST ROUND PICKS (14)

Year	Name, Pos.	Team
1950:	Harper Davis, B	Chicago Bears
1956:	Art Davis, B	Pittsburgh Steelers
1959:	Billy Stacy, B	Chicago Cardinals
1975:	Jimmy Webb, DT	San Francisco 49ers
1982:	Johnie Cooks, LB	Baltimore Colts
	Glen Collins, DE	Cincinnati Bengals
1983:	Michael Haddix, RB	Philadelphia Eagles
1996:	Walt Harris, DB	Chicago Bears
	Eric Moulds, WR	Buffalo Bills
2011:	Derek Sherrod, OL	Green Bay Packers
2012:	Fletcher Cox, DL	Philadelphia Eagles
2019:	Johnathan Abram, S	Oakland Raiders
	Jeffery Simmons, DT	Tennessee Titans
	Montez Sweat, DE	Washington Redskins

MSU DRAFT RECORDS

(SINCE AFL-NFL MERGER IN 1967)

Most players drafted in a season: 6 (1995)
Most players drafted by same team: 3 by New York Jets (1974)
Most first-round picks: 3 (2019)
Most picks in first 2 rounds: 4 (2019)
Most picks in first 3 rounds: 4 (2019)
Most picks in first 4 rounds: 4 (2019)
Most picks in first 5 rounds: 4 (2019)
Most picks in first 6 rounds: 5 (2015, 2019)
Most picks in first 100 players: 4 (2019)

SUPPLEMENTAL/EXPANSION DRAFTS

Year	Rd	Pick	Name, Pos.	Team
1966:			Tom Goode, C	Miami Dolphins
1984:	1	26	Danny Knight, WR	Miami Dolphins
1986:	3	77	John Bond, QB	Cleveland Browns
1995:			James Williams, LB	Jacksonville Jaguars



ALL-TIME NFL ROSTER

ABRAM, Johnathan, S
Oakland (2019-)

ANDERSON, Jesse, TE
Tampa Bay (1990-91), Pittsburgh (1992),
Green Bay (1993)

AUTRY, Denico, DE
Oakland (2014-17), Indianapolis (2018-)

BAKER, Johnny, LB
Houston (1963-66), San Diego (1967)

BALLARD, Vick, RB
Indianapolis (2012-15), New Orleans (2016)

BANKS, Johnthan, DB
Tampa Bay (2013-16), Chicago (2016-17)

BARNES, Ernie, DT
Baltimore (1983)

BEAN, Robert, DB
Cincinnati (2000-02), Jacksonville (2002)

BECKWITH, Ben, G
San Diego (2015)

BELL, Aubrey, WR
Houston (2009)

BETHUNE, Bobby, DB
San Diego (1962)

BLACK, Blondy, HB
Buffalo [AAFC] (1946),
Baltimore [AAFC] (1947)

BLACK, Stan, DB
San Francisco (1977)

BLACKMORE, Richard, CB
Philadelphia (1979-82), San Francisco (1983)

BLADE, Willie, DL
Dallas (2001, 2003, 2005), Houston (2002),
Jacksonville (2004)

BLOUNT, Lamar, E
Miami [AAFC] (1946), Buffalo [AAFC]
(1947), Baltimore [AAFC] (1947)

BONNER, Wade, S
Philadelphia (2012)

BOYD, Josh, DL
Green Bay (2013-15), Indianapolis (2017)

BOUIE, Kevin, RB
Philadelphia (1995), San Diego (1996)

BRADLEY, Hunter, LS
Green Bay (2018-)

BROWN, Eric, S
Denver (1998-01), Houston (2002-04)

BROWN, Fred, WR
Los Angeles Rams (2017-18), Denver (2019-20),
Tennessee (2021-)

BROWN, Jerome, DE
Cleveland (1993)

BROWN, Richie, LB
Carolina (2017-18), Atlanta (2018-)

BROWN, Ryan, DE
Cincinnati (2016-17)

BROWN, Titus, DE
Cleveland (2009-11)

BRYANT, Brandon, DB
New York Jets (2018-)

BUMPHIS, Chad, WR
Miami/Denver (2013)

BURRELL, Ode, RB
Houston (1964-69)

BUTLER, Eric, TE
St. Louis (2009)

BYRDSONG, Shawn, DB
Baltimore (2002), New Orleans (2003)

CALHOUN, Deion, OG
Miami (2019-20), Cincinnati (2020), Arizona (2021-)

CALHOUN, Taveze, CB
New Orleans (2016-17), Miami (2017-18),
Atlanta (2018-)

CALVIN, Johnathan, DT
Green Bay (2017), Indianapolis (2017-18)

CANALE, Justin, G
Boston (1965-68), Cincinnati (1969)

CARMON, James, OL
Buffalo (2012)

CARROLL, Herman, DE
New Orleans (1994)

CHAMPION, Tommy, OT
Seattle (2020-)

CHAPMAN, Winston, SNP
Miami (2017)

CHANEY, Jamar, LB
Philadelphia (2010-12), Atlanta (2013)

CHERRINGTON, Dewayne, DL
Seattle (2013)

CLARK, Arceto, WR
Seattle (2013)

CLARK, Louis, WR
Seattle (1987-92), Green Bay (1993)

CLAUSELL, Blaine, OT
Baltimore (2015), New England (2015),
Carolina (2016-17), Arizona (2018)

COLE II, Brian, S
Minnesota (2020), Miami (2020-)

COLEMAN, Keo, LB
New York Jets (1992), Green Bay (1993)

COLLINS, Glen, DE
Cincinnati (1982-85), San Francisco (1987)

COOKE, Logan, P
Jacksonville (2018-)

COOKS, Johnnie, LB
Baltimore/Indianapolis (1982-88),
New York (1988-90), Cleveland (1991)

CORLEY, Elbert, C
Buffalo [AAFC] (1947),
Baltimore [AAFC] (1948)

COSTICT, Ray, LB
New England (1977-80)

COX, Fletcher, DT
Philadelphia (2012-)

CULBERSON, Quinton, LB
St. Louis (2007-09), Carolina (2009)

DANIEL, Willie, DB
Pittsburgh (1961-66), Los Angeles (1967-69)

DANTZLER, Cameron, CB
Minnesota (2020-)

DAVIS, Art, HB
Pittsburgh (1956)

DAVIS, Dorsett, DL
Denver (2002-06)

DAVIS, Harper, HB
Los Angeles [AAFC] (1949),
Chicago (1950), Green Bay (1951)

DAY, Dillon, C
Denver (2015-17), Green Bay (2017-18)

DAY, Terry, DE
New York Jets (1997-98)

DIXON, Anthony, RB
San Francisco (2010-13), Buffalo (2014-15)

DOCKERY, Kevin, DB
New York Giants (2006-09), St. Louis (2010)

DOUGLAS, Dominic, LB
St. Louis (2009)

LASHARD, DURR, DB
Indianapolis (2018)

EIDSON, Jim, OL
Dallas (1976)

ELEY, Clifton, TE
Minnesota (1987)

EULLS, Kaleb, DT
New Orleans (2015),
Los Angeles Chargers (2016-17), Jacksonville (2018)

EVANS, Willie, DE
Atlanta (2009-10)

FAVORS, Greg, LB
Kansas City (1998), Tennessee (1999-01),
Indianapolis/Buffalo (2002), Carolina/
Jacksonville (2003), Jacksonville (2004-05)

FIELDS, Ronald, DT
San Francisco (2005-08),
Denver (2009-10), Carolina (2011)

FITZHUGH, Keith, DB
New York Jets (2009)

FORTUNATO, Joe, FB
Chicago (1955-66)

FREEMAN, Steve, DB
Buffalo (1975-86), Minnesota (1987)

FRIDAY, Larry, S
Buffalo (1987)

GARRETT, Dub, T
Baltimore [AAFC] (1948-49),
Chicago (1950)

GAY JR., Willie, LB
Kansas City (2020-)

GELATKA, Charles, E
New York Giants (1937-40)

GILLARD, Larry, DE
New York Giants (1978)

GOODE, Tom, C
Houston (1962-65), Miami (1966-69),
Baltimore (1970)

GOOLSBY, Jim, C
Cleveland (1940)

GRANGER, Hoyle, FB
Houston (1966-70, 72), New Orleans (1971)

GRAY, J.T., DB
New Orleans (2018-)

GREEN, Farrod, TE
Indianapolis (2020-)

GREEN, Geri, LB
Indianapolis (2019-20), Las Vegas (2020-)

GRIER, James, DT
Buffalo (1998), New England (1999)

GRIFFITH, Justin, FB
Atlanta (2003-05); Oakland (2006-08),
Seattle (2009), Houston (2010)

GUIDRY, Stephen, WR
Dallas (2020-)

HADDIX, Michael, RB
Philadelphia (1983-88), Green Bay (1989-90)

HAGGAN, Mario, LB
Buffalo (2003-07),
Denver (2008-11), St. Louis (2012)

HARMON, Clarence, RB
Washington (1977-82),
New Jersey [USFL] (1984-85)

HARNESS, Jim, HB
Baltimore (1956)

HARRIS, Amos (Mike), G
Brooklyn [AAFC] (1947-48)

HARRIS, Johnnie, DB
Oakland (1999-01), New York Giants (2002-03)

HARRIS, Walt, CB
Chicago (1996-01), Indianapolis (2002-03),
Washington (2004-05), San Francisco
(2006-2010), Baltimore (2010)

HARRIS, Willie, WR
Buffalo (1993), Green Bay (1993),
Chicago (1993)

HARRISON, Granville, E
New York Giants (1941), Philadelphia (1941),
Detroit (1942)

HAYES, Melvin, OT
New York Jets (1995), Houston (1996)

HENRY, Kevin, DE
Pittsburgh (1993-00), Cincinnati (2001)

HICKS, Robert, OT
Buffalo (1998-00)

HILLIARD, John, DL
Seattle (2000-02)

HOYETT, Braxton, DT
Kansas City (2019-20), Baltimore (2020)

HUGHES, Jay, S
St. Louis (2015)

HULL, Kent, C
Buffalo (1986-96)



HUNT, Purvis, OG
Houston (1995)

HUTSON, Brian, SS
New England (1990)

JACKSON, Gabe, OG
Oakland/Las Vegas (2014-20), Seattle (2021-)

JACKSON, Gerald, DB
Kansas City (1979)

JACKSON, Kirby, DB
Los Angeles Rams (1987), Buffalo (1987-93),
Seattle (1993-94)

JAMES, Jesse, C
St. Louis (1995-96)

JEFFERSON, Billy, HB
Detroit (1941), Brooklyn (1942),
Philadelphia (1942)

JENKINS, Elgton, OG
Green Bay (2019-)

JENKINS, Justin, WR
Philadelphia (2004-05), Buffalo (2007-09)

JOHNSON, Antonio, DL
Indianapolis (2008-12), Tennessee (2013)

JOHNSON, Dennis, FB
Buffalo (1978-79), New York Giants (1980-81)

JOHNSON, James, RB
Miami (1999-01), Cleveland (2002)

JOHNSON, Justin, TE
Seattle (2019-)

JOHNSON, Kenneth, DB
Green Bay (1987-88)

JOHNSON, Kenny, DB
Atlanta (1980-86), Houston (1986-89)

JOHNSON, Malcolm, FB
Cleveland (2015-16), Seattle (2016-17), San
Francisco (2018), Green Bay (2018-)

JONES, Chris, DT
Kansas City (2016-)

JONES, James, HB
Dallas (1980-82, 1984-85)

KELLY, Reggie, TE
Atlanta (1999-02, 2011), Cincinnati (2003-10)

KELLY, Tommy, DL
Oakland (2004-12), New England (2013),
Arizona (2014)

KEYS, Tyrone, DE
Chicago (1983-85), Tampa Bay (1986-87),
San Diego (1988)

KOWALSKI, Andy, E
Brooklyn (1943-44), Boston (1945),
Miami [AFC] (1946)

LAWRENCE, Addison, OL
Baltimore (2012)

LAWRENCE, Cameron, LB
Dallas (2013-14)

LEASY, Westley, LB
Arizona (1995-96)

LEE, Donald, TE
Miami (2003-04), Green Bay (2005-10),
Cincinnati (2011-12)

LEWIS, D.D., LB
Dallas (1968, 70-81)

LONG, Lance, WR
Arizona (2008-09), Kansas City (2009-11),
Detroit (2012)

LOVE, Kyle, DL
New England (2010-12), Jacksonville (2013),
Kansas City (2013-14), Carolina (2014-)

MANLEY, Joseph, C
San Francisco (1953)

MCCRARY, Fred, FB
Philadelphia (1995), New Orleans (1997),
San Diego (1999-02), New England (2003),
Atlanta (2004-05)

MCDOLE, Mardye, SE
Minnesota (1981-83)

McKINLEY, Alvin, DL
Carolina (2000), Cleveland (2001-06),
Denver (2007), New Orleans (2008)

McKINLEY, Dennis, FB
Arizona (1999-02)

McKINNEY, Benardrick, LB
Houston (2015-20), Miami (2021-)

McLAURIN, Mark, LB
New York Giants (2019-)

McPHEE, Pernell, DE
Baltimore (2011-14), Chicago (2015-17),
Washington (2018), Baltimore (2019-)

McRAE, Brandon, WR
St. Louis (2010)

McWILLIAMS, Tom "Shorty", HB
Los Angeles [AFC] (1949), Pittsburgh (1950)

MITCHELL, Charles, S
Atlanta (2012)

MONROE, Henry, DB
Philadelphia (1979)

MOULDS, Eric, WR
Buffalo (1996-05), Houston (2006),
Tennessee (2007)

NEVILLE, Tommy, T
New England (1965-77), Denver (1978),
New York Giants (1979)

NIX, Jack, HB
Cleveland (1940)

NORWOOD, Jerious, RB
Atlanta (2006-10), St. Louis (2011)

PACKER, Walter, RB-KR
Seattle (1977), Tampa Bay (1977)

PATRICK, Mike, P
New England (1975-78)

PEARSON, Aaron, LB
Kansas City (1986-88)

PERKINS, LaDarius, RB
Green Bay (2014), Pittsburgh (2014),
Indianapolis (2015)

PHARR, Tommy, QB
Buffalo (1970)

PHILLIPS, Tyre, OT
Baltimore (2020-)

PLUMMER, Bruce, DB
Denver (1987-88, 90), Miami (1988),
Indianapolis (1989), San Diego (1990)

PRESCOTT, Dak, QB
Dallas (2016-)

RANKIN, Martin, OL
Houston (2018), Kansas City (2019-)

REDMOND, Will, CB
San Francisco (2016),
Kansas City (2017-18), Green Bay (2018-)

REED, Joe, QB
San Francisco (1972-74), Detroit (1975-79)

RIVERS, Chauncey, LB
Baltimore (2020-)

ROBINSON, Deljuan, DT
Houston (2007-09)

ROBINSON, Josh, RB
Indianapolis (2015)

ROSS, Fred, WR
Carolina (2017-18)

SAULSBERRY, Quentin, OG
Minnesota (2012), Denver (2012-13)

SEARS, Corey, DT
Baltimore (1996), St. Louis (1998), Arizona (1999-00),
Houston (2002-05)

SHERROD, Derek, OT
Green Bay (2011-14)

SHIVERS, Wes, OL
Atlanta (2000-01)

SIDORIK, Alex, T
Boston (1947), Baltimore (1948-49)

SIMMONS, Jeffery, DL
Tennessee (2019-)

SIMMONS, Michael, DT
New Orleans (1989-90)

SKINNER, Deontae, LB
New England (2014-15), Philadelphia (2015),
New York Giants (2016-17)

SLAY, Darius, CB
Detroit (2013-19), Philadelphia (2020-)

SMITH, Brent, OT
Miami (1997-02), New York Jets (2003-04),
Jacksonville (2005)

SMITH, Don, QB
Tampa Bay (1988-89), Buffalo (1990)

SMITH, Preston, LB
Washington (2015-18), Green Bay (2019-)

SMITH, Truett, QB
Pittsburgh (1950-51)

SMOOT, Fred, CB
Washington (2001-04),
Minnesota (2005-06), Washington (2007-09)

STACY, Billy, QB
Chicago/St. Louis (1959-63)

STEWART, David, OT
Tennessee (2005-13)

STEVENS, Tommy, QB/TE
New Orleans (2020), Carolina (2020-)

SUGGS, Walter, T
Houston (1962-71)

SWEAT, Montez, DE
Washington (2019-)

SWOOPES, Pat, DT
New Orleans (1987, 89), Kansas City (1991)

TAIT, Arthur, E
Dallas (1952)

THOMAS, Jordan, TE
Houston (2018-)

THOMAS, Randy, OG
New York Jets (1999-02), Washington (2003-09)

THREADGILL, Bruce, S
San Francisco (1978)

TRIPSON, John, T
Detroit (1941)

TRUITT, Olanda, WR
Los Angeles Raiders (1993), Minnesota (1993),
Washington (1994-95), Oakland (1996-97)

WATKINS, Kendall, TE
Dallas (1995-96)

WEBB, Jimmy, DT
San Francisco (1975-80), San Diego (1981)

WELLS, Matt, LB
New England (2015), Chicago (2015),
St. Louis (2015)

WHITE, Chris, LB
Buffalo (2011-12), New England (2013-14)

WILLIAMS, Greg, DB
Washington (1982-85)

WILLIAMS, James, LB
New Orleans (1990-94), Jacksonville
(1995), San Francisco (1997-98),
Cleveland (1999)

WOITT, John, DB
San Francisco (1968-69)

WOMACK, Pork Chop, OG
Seattle (2001-09), Cleveland (2009-10),
Arizona (2011)

WONSLEY, George, HB
Indianapolis (1984-88),
New England (1989)

WOODARD, Marc, LB
Pittsburgh (1993), Philadelphia (1993-96)

WRIGHT, K.J., LB
Seattle (2011-)

WYMS, Ellis, DT
Tampa Bay (2001-05), Seattle (2006),
Minnesota (2007)

YOUNG, Glen, SE
Philadelphia (1983), St. Louis (1984),
Cleveland (1984-85, 87-88)

YOUNG, Robert, DT
Los Angeles Rams/St. Louis (1991-95),
Houston (1996)

ZUBER, Isaiah, WR
New England (2020-)

** Note 2021 NFL Draft picks/free agents not listed on roster. List is of players who were on 2020 rosters and prior.*



NFL COMBINE PARTICIPANTS (68)

1999:	J.J. Johnson, RB Reggie Kelly, TE Randy Thomas, OG
2000:	Robert Bean, CB Ashley Cooper, SS Terrance McCaskey, TE Alvin McKinley, DT Wes Shivers, OT
2001:	Floyd Womack, OG Ellis Wymms, DE
2002:	Dorsett Davis, DT Dicenzo Miller, RB Korey Banks, CB Justin Griffith, FB Mario Haggan, LB Donald Lee, TE
2004:	Justin Jenkins, WR Tommy Kelly, DE
2005:	Ronald Fields, DT David Stewart, OT
2006:	Jerious Norwood, RB
2007:	Quinton Culbertson, LB Antonio Johnson, DT
2009:	Derek Pegues, FS
2010:	Jamar Chaney, LB Anthony Dixon, RB
2011:	Pernell McPhee, DE Derek Sherrod, OT Chris White, LB K.J. Wright, LB
2012:	Vick Ballard, RB Fletcher Cox, DT Charles Mitchell, SS Quentin Saulsberry, C
2013:	Johnathan Banks, CB Josh Boyd, DT Darius Slay, CB
2014:	Gabe Jackson, OG
2015:	LaDarius Perkins, RB Justin Cox, S Benardrick McKinney, LB Josh Robinson, RB Preston Smith, DE
2016:	Beniquez Brown, LB Taveze Calhoun, CB Chris Jones, DT Dak Prescott, QB Will Redmond, CB DeRunya Wilson, WR
2017:	Fred Ross, WR Justin Senior, OT
2018:	Martinas Rankin, OT Jordan Thomas, TE
2019:	Johnathan Abram, S Deion Calhoun, OG Nick Fitzgerald, QB Gerri Green, DE Elgton Jenkins, C Mark McLaurin, S Jamal Peters, CB Montez Sweat, DE
2019:	Brian Cole II, S Cameron Dantzier, CB Willie Gay Jr., LB Stephen Guidry, WR Tyre Phillips, OL Chauncey Rivers, DE Darryl Williams, OL



SENIOR BOWL PARTICIPANTS (96)

1952:	Bill Stewart, B
1953:	Joe Fortunato, B
1955:	Hal Easterwood, C Charles Evans, B
1956:	Art Davis, B Scott Suber, G
1957:	Ron Bennett, E
1958:	Jimmy Dodd, C

1959:	Bill Stacy, B
1961:	Tom Goode, C Walter Suggs, T
1963:	Johnny Baker, E
1964:	Ode Burrell, B
1965:	Justin Canale, G
1966:	Hoyle Granger, B
1968:	D.D. Lewis, LB
1971:	David Smith, WR
1973:	Ken Phares, DB
1974:	Wayne Jones, RB
1975:	Steve Freeman, DB Jimmy Webb, DL

1976:	Jim Eidson, OL
1977:	Ray Costick, LB
1978:	Larry Gaillard, DL
1980:	Kenny Johnson, DB
1981:	Mardye McDole, WR
1983:	Michael Haddix, RB Wayne Harris, OL Dana Moore, K Glen Young, WR

1985:	Corwyn Aldredge, TE
1987:	Don Smith, QB
1988:	Garry Frank, OL
1990:	Jesse Anderson, TE
1991:	Robert Young, DL
1992:	Nate Williams, DL
1993:	Willie Harris, WR Kevin Henry, DL

1995:	Melvin Hayes, OL Jesse James, OL Kendell Watkins, TE
1996:	Brian Anderson, OL Walt Harris, DB Eric Moulds, WR Larry Williams, DL Terry Day, DL

1997:	Brent Smith, OL
1998:	Eric Brown, DB Eric Dotson, DL Greg Favors, LB Robert Hicks, OL

1999:	James Johnson, RB Reggie Kelly, TE Randy Thomas, OL
2000:	Robert Bean, DB Kevin Sluder, DL Jeff Walker, P

2001:	Willie Blade, DL Fred Smoot, DB Scott Westerfield, K Floyd Womack, OL Ellis Wymms, DL
2002:	Dorsett Davis, DL Conner Stephens, OL

2003:	Justin Griffith, RB Mario Haggan, LB
2004:	Justin Jenkins, WR Tommy Kelly, DL Brent Smith, K

2005:	Ronald Fields, DL David Stewart, OL
2006:	Jerious Norwood, RB
2007:	Antonio Johnson, DL
2008:	Titus Brown, DL
2009:	Derek Pegues, DB
2010:	Jamar Chaney, LB Anthony Dixon, RB

2011:	Pernell McPhee, DL Derek Sherrod, OL Chris White, LB K.J. Wright, LB
2012:	Vick Ballard, RB
2013:	Josh Boyd, DL
2014:	Gabe Jackson, OL
2015:	Dillon Day, C Kaleb Eulls, DL Preston Smith, DL Dak Prescott, QB

2016:	Fred Ross, WR
2017:	Justin Senior, OL
2019:	Johnathan Abram, S Gerri Green, DE Elgton Jenkins, C Montez Sweat, DE

2020:	Brian Cole II, S Tyre Phillips, OL
--------------	---------------------------------------

SENIOR BOWL MVP (3)

1964:	Ode Burrell, RB
1987:	Don Smith, RB
2016:	Dak Prescott, QB

EAST/WEST SHRINE GAME PARTICIPANTS (35)

1952:	Joe Fortunato, LB
1976:	Jim Eidson, T/G
1977:	Harvey Hull, LB Stan Black, DB Dennis Johnson, RB
1982:	Glen Collins, DL
1983:	Wayne Harris, OL
1995:	Kevin Bouie, RB
1996:	Eric Moulds, WR Larry Williams, DE Paul Lacoste, LB

1997:	Willie Blade, DT
2001:	Dicenzo Miller, RB
2002:	Donald Lee, TE
2003:	Justin Jenkins, WR
2010:	Jamar Chaney, LB
2011:	JC Brignone, C
2012:	Quentin Saulsberry, OL
2013:	Chad Bumphis, WR Josh Boyd, DL LaDarius Perkins, RB

2014:	Dillon Day, OL
2015:	Ben Beckwith, OL
2016:	Ryan Brown, DL Taveze Calhoun, DB Richie Brown, LB Hunter Bradley, LS

2017:	Jordan Thomas, TE
2018:	Jamal Peters, CB
2019:	Tommy Stevens, QB
2020:	Darryl Williams, OL
2021:	K.J. Costello, QB Osirus Mitchell, WR Marquiss Spencer, DL Erroll Thompson, LB

NFLPA COLLEGIATE BOWL GAME PARTICIPANTS (9)

2014:	Denico Autry, DE Deontae Skinner, LB Jamaal Clayborn, OL Johnathan Calvin, DE
2017:	Deion Calhoun, OL
2019:	Stephen Guidry, WR
2020:	Jaquarius Landrews, S Leo Lewis, LB Chauncey Rivers, DE

NFL PRO BOWL SELECTIONS (31)

1941:	John Tripson, Detroit, OT
1958:	Joe Fortunato, Chicago, LB
1961:	Billy Stacy, St. Louis, DB
1962:	Joe Fortunato, Chicago, LB
1963:	Joe Fortunato, Chicago, LB
1964:	Joe Fortunato, Chicago, LB
1965:	Ode Burrell, Houston (AFL), HB Joe Fortunato, Chicago, LB
1967:	Hoyle Granger, Houston (AFL), FB
1968:	Hoyle Granger, Houston (AFL), FB
1969:	Tom Goode, Miami, C
1988:	Kent Hull, Buffalo, C
1989:	Kent Hull, Buffalo, C
1990:	Kent Hull, Buffalo, C
1998:	Eric Moulds, Buffalo, WR
2000:	Eric Moulds, Buffalo, WR
2002:	Eric Moulds, Buffalo, WR
2006:	Walt Harris, San Francisco, CB
2015:	Fletcher Cox, Philadelphia, DT
2016:	Fletcher Cox, Philadelphia, DT Dak Prescott, Dallas, QB K.J. Wright, Seattle, LB
2017:	Fletcher Cox, Philadelphia, DT Darius Slay, Detroit, CB
2018:	Fletcher Cox, Philadelphia, DT Dak Prescott, Dallas, QB Benardrick McKinney, Houston, LB Darius Slay, Detroit, CB
2019:	Fletcher Cox, Philadelphia, DT Chris Jones, Kansas City, DT Darius Slay, Detroit, CB
2020:	Fletcher Cox, Philadelphia, DT Elgton Jenkins, Green Bay, OG Chris Jones, Kansas City, DT

* note year is season selected not year game played



ALL-TIME SUPER BOWL APPEARANCES (55)

*Note year listed is year played of Super Bowl, not year of season

Player	Team	Years
Richard Blackmore	Philadelphia Eagles	1981
Eric Brown	Denver Broncos	1999
Dewayne Cherrington	Seattle Seahawks	2014
Arceto Clark	Seattle Seahawks	2014
Johnnie Cooks	New York Giants	1991
Fletcher Cox	Philadelphia Eagles	2018
Dillon Day	Denver Broncos	2016
Kevin Dockery	New York Giants	2008
Greg Favors	Tennessee Titans	2000
	Carolina Panthers	2004
Willie Gay Jr.	Kansas City Chiefs	2021
Tom Goode	Baltimore Colts	1971
Clarence Harmon	Washington Redskins	1983
Willie Harris	Buffalo Bills	1994
Kevin Henry	Pittsburgh Steelers	1996
Braxton Hoyett	Kansas City Chiefs	2020
Kent Hull	Buffalo Bills	1991, 92, 93, 94
Kirby Jackson	Buffalo Bills	1990, 91, 92, 93
Justin Jenkins	Philadelphia Eagles	2005
Antonio Johnson	Indianapolis Colts	2010
Chris Jones	Kansas City Chiefs	2020, 21
Tyrone Keys	Chicago Bears	1986
Lance Long	Arizona Cardinals	2009
Donald Lee	Green Bay Packers	2011
D.D. Lewis	Dallas Cowboys	1971, 72, 76, 78, 79
Kyle Love	New England Patriots	2012
	Carolina Panthers	2016
Fred McCrary	New England Patriots	2004
Pernell McPhee	Baltimore Ravens	2013
Bruce Plummer	Denver Broncos	1988
Martinas Rankin	Kansas City Chiefs	2020, 21
Dezmond Sherrod	Pittsburgh Steelers	2009
Deontae Skinner	New England Patriots	2015
Don Smith	Buffalo Bills	1991
Pork Chop Womack	Seattle Seahawks	2006
Kendell Watkins	Dallas Cowboys	1996
Chris White	New England Patriots	2015
Greg Williams	Washington Redskins	1983, 84
K.J. Wright	Seattle Seahawks	2014, 15
Ellis Wyms	Tampa Bay Buccaneers	2003

ALL-TIME SUPER BOWL WINNERS (25)

*Note year listed is year played of Super Bowl, not year of season

Player	Team	Years
Eric Brown	Denver Broncos	1999
Dewayne Cherrington	Seattle Seahawks	2014
Arceto Clark	Seattle Seahawks	2014
Johnnie Cooks	New York Giants	1991
Fletcher Cox	Philadelphia Eagles	2018
Dillon Day	Denver Broncos	2016
Kevin Dockery	New York Giants	2008
Braxton Hoyett	Kansas City Chiefs	2020
Chris Jones	Kansas City Chiefs	2020
Tyrone Keys	Chicago Bears	1986
Tom Goode	Baltimore Colts	1971
Clarence Harmon	Washington Redskins	1983
Donald Lee	Green Bay Packers	2011
D.D. Lewis	Dallas Cowboys	1972, 78
Fred McCrary	New England Patriots	2004
Pernell McPhee	Baltimore Ravens	2013
Martinas Rankin	Kansas City Chiefs	2020
Dezmond Sherrod	Pittsburgh Steelers	2009
Deontae Skinner	New England Patriots	2015
Kendell Watkins	Dallas Cowboys	1996
Chris White	New England Patriots	2015
Greg Williams	Washington Redskins	1983
K.J. Wright	Seattle Seahawks	2014
Ellis Wyms	Tampa Bay Buccaneers	2003



K.J. Wright (above) was one of three former Bulldogs who claimed a 2014 Super Bowl ring with the Seattle Seahawks following a 43-8 blowout victory of the Denver Broncos.



Fletcher Cox (above) won his first Super Bowl ring as the Philadelphia Eagles defeated the New England Patriots, 41-33, in the 52nd edition of the game in Minneapolis.



Chris Jones (above) became the latest Bulldog to win a Super Bowl ring in 2020 as the Kansas City Chiefs defeated the San Francisco 49ers, 31-20.



ALL-TIME BOWL RESULTS (24 GAMES)

RECORD: 14-10

Date	Bowl	Opponent	Location	Venue	Attendance	Result	Score
1/1/1937	Orange	Duquesne	Miami, Fla.	Orange Bowl	9,210	L	12-13
1/1/1941	Orange	Georgetown	Miami, Fla.	Orange Bowl	29,554	W	14-7
12/21/1963	Liberty	NC State	Philadelphia, Pa.	Philadelphia Stadium	8,309	W	16-12
12/28/1974	Sun	North Carolina	El Paso, Texas	Sun Bowl	26,035	W	26-24
12/27/1980	Sun	Nebraska	El Paso, Texas	Sun Bowl	34,723	L	17-31
12/31/1981	Hall of Fame	Kansas	Birmingham, Ala.	Legion Field	41,672	W	10-0
12/29/1991	Liberty	Air Force	Memphis, Tenn.	Liberty Bowl	61,497	L	15-38
1/1/1993	Peach	North Carolina	Atlanta, Ga.	The Georgia Dome	69,125	L	17-21
1/2/1995	Peach	NC State	Atlanta, Ga.	The Georgia Dome	64,902	L	24-28
1/1/1999	Cotton	Texas	Dallas, Texas	Cotton Bowl	72,611	L	11-38
12/30/1999	Peach	Clemson	Atlanta, Ga.	The Georgia Dome	73,315	W	17-7
12/31/2000	Independence	Texas A&M	Shreveport, La.	Independence Stadium	36,974	W	43-41 [OT]
12/29/2007	Liberty	UCF	Memphis, Tenn.	Liberty Bowl	63,816	W	10-3
1/1/2011	Gator	Michigan	Jacksonville, Fla.	EverBank Field	68,352	W	52-14
12/30/2011	Music City	Wake Forest	Nashville, Tenn.	LP Field	55,208	W	23-17
1/1/2013	Gator	Northwestern	Jacksonville, Fla.	EverBank Field	48,612	L	20-34
12/31/2013	Liberty	Rice	Memphis, Tenn.	Liberty Bowl	57,846	W	44-7
12/31/2014	Orange	Georgia Tech	Miami Gardens, Fla.	Sun Life Stadium	58,211	L	34-49
12/30/2015	Belk	NC State	Charlotte, N.C.	Bank of America Stadium	46,423	W	51-28
12/26/2016	St. Petersburg	Miami (Ohio)	St. Petersburg, Fla.	Tropicana Field	15,717	W	17-16
12/30/2017	TaxSlayer	Louisville	Jacksonville, Fla.	EverBank Field	41,310	W	31-27
1/1/2019	Outback	Iowa	Tampa, Fla.	Raymond James Stadium	40,518	L	22-27
12/30/2019	Music City	Louisville	Nashville, Tenn.	Nissan Stadium	46,850	L	28-38
12/31/2020	Armed Forces	Tulsa	Fort Worth, Texas	Amon G. Carter Stadium	9,000	W	28-26

COACHES IN MSU BOWL GAMES

Date	Bowl	Opponent	MSU Head Coach	Opposing Head Coach
1/1/1937	Orange	Duquesne	Ralph Sasse	John Smith
1/1/1941	Orange	Georgetown	Allyn McKeen	Jack Hagerty
12/21/1963	Liberty	North Carolina State	Paul Davis	Earle Edwards
12/28/1974	Sun	North Carolina	Bob Tyler	Bill Dooley
12/27/1980	Sun	Nebraska	Emory Bellard	Tom Osborne
12/31/1981	Hall of Fame	Kansas	Emory Bellard	Don Fambrough
12/29/1991	Liberty	Air Force	Jackie Sherrill	Fisher DeBerry
1/1/1993	Peach	North Carolina	Jackie Sherrill	Mac Brown
1/2/1995	Peach	North Carolina State	Jackie Sherrill	Mike O'Cain
1/1/1999	Cotton	Texas	Jackie Sherrill	Mac Brown
12/30/1999	Peach	Clemson	Jackie Sherrill	Tommy Bowden
12/31/2000	Independence	Texas A&M	Jackie Sherrill	R.C. Slocum
12/29/2007	Liberty	UCF	Sylvester Croom	George O'Leary
1/1/2011	Gator	Michigan	Dan Mullen	Rich Rodriguez
12/30/2011	Music City	Wake Forest	Dan Mullen	Jim Grobe
1/1/2013	Gator	Northwestern	Dan Mullen	Pat Fitzgerald
12/31/2013	Liberty	Rice	Dan Mullen	David Bailiff
12/31/2014	Orange	Georgia Tech	Dan Mullen	Paul Johnson
12/30/2015	Belk	NC State	Dan Mullen	Dave Doeren
12/26/2016	St. Petersburg	Miami (Ohio)	Dan Mullen	Chuck Martin
12/30/2017	TaxSlayer	Louisville	Greg Knox (interim)	Bobby Petrino
1/1/2019	Outback	Iowa	Joe Moorhead	Kirk Ferentz
12/30/2019	Music City	Louisville	Joe Moorhead	Scott Satterfield
12/31/2020	Armed Forces	Tulsa	Mike Leach	Philip Montgomery

BEST BOWL WINNING PCT. BY MSU COACH

Coach	Record	Pct.
Sylvester Croom	1-0	1.000
Paul Davis	1-0	1.000
Greg Knox (interim)	1-0	1.000
Mike Leach	1-0	1.000
Allyn McKeen	1-0	1.000
Bob Tyler	1-0	1.000
Dan Mullen	5-2	.714
Emory Bellard	1-1	.500
Jackie Sherrill	2-4	.333
Ralph Sasse	0-1	.000
Joe Moorhead	0-2	.000

MOST BOWL GAME WINS BY MSU COACH

Coach	Record	Pct.
Dan Mullen	5-2	.714
Jackie Sherrill	2-4	.333
Sylvester Croom	1-0	1.000
Paul Davis	1-0	1.000
Greg Knox (interim)	1-0	1.000
Mike Leach	1-0	1.000
Allyn McKeen	1-0	1.000
Bob Tyler	1-0	1.000
Emory Bellard	1-1	.500

MSU BOWL GAME MOST VALUABLE PLAYERS

1963 LIBERTY BOWL

Ode Burrell, HB

1974 SUN BOWL

Terry Vitrano, FB

Jimmy Webb, DT - Outstanding Lineman

1981 HALL OF FAME BOWL

John Bond, QB

John Bond, QB (MSU Offense)

Johnie Cooks, LB (MSU Defense)

1991 MSU LIBERTY BOWL

Kenny Roberts, RB (MSU Offense)

Keo Coleman, LB (MSU Defense)

1993 PEACH BOWL

Greg Plump, QB (MSU Offense)

Marc Woodard, LB (MSU Defense)

1995 PEACH BOWL

Tim Rogers, PK (MSU Offense)

Larry Williams, DL (MSU Defense)

1999 PEACH BOWL

Wayne Madkin, QB - Offensive

2000 INDEPENDENCE BOWL

Willie Blade, DT - Defensive

2007 LIBERTY BOWL

Derek Pegues, DB

2011 GATOR BOWL

Chris Relf, QB

2011 MUSIC CITY BOWL

Vick Ballard, RB

2013 LIBERTY BOWL

Dak Prescott, QB

Jameon Lewis, WR (MSU Offense)

Preston Smith, DE (MSU Defense)

2015 BELK BOWL

Dak Prescott, QB

2016 ST. PETERSBURG BOWL

Nick Fitzgerald, QB

2017 TAXSLAYER BOWL

Mark McLaurin, S

2020 ARMED FORCES BOWL

Lideatrick Griffin, WR



TEAM RECORDS

PASSING

MOST COMPLETIONS

MSU: 33 vs. Georgia Tech (2014 Orange)
25 vs. NC State (2015 Belk)
25 vs. North Carolina (1993 Peach)
Opponent: 27 by Michigan (2011 Gator)
26 by Tulsa (2020 Armed Forces)
26 by Wake Forest (2011 Music City)

FEWEST COMPLETIONS

MSU: 3 vs. North Carolina (1974 Sun)
3 vs. NC State (1963 Liberty)
Opponent: 1 by Air Force (1991 Liberty)
5 by North Carolina (1974 Sun)
5 by NC State (1963 Liberty)
5 by Duquesne (1937 Orange)

MOST ATTEMPTS

MSU: 51 vs. Georgia Tech (2014 Orange)
45 vs. North Carolina (1993 Peach)
Opponent: 56 by Clemson (1999 Peach)
48 by Wake Forest (2011 Music City)

FEWEST ATTEMPTS

MSU: 6 vs. NC State (1963 Liberty)
8 vs. North Carolina (1974 Sun)
Opponent: 2 by Air Force (1991 Liberty)
11 by Texas A&M (2000 Independence)

MOST YARDS

MSU: 453 vs. Georgia Tech (2014 Orange)
380 vs. NC State (2015 Belk)
Opponent: 347 by Tulsa (2020 Armed Forces)
312 by Louisville (2019 Music City)

FEWEST YARDS

MSU: 28 vs. NC State (1963 Liberty)
44 vs. North Carolina (1974 Sun)
Opponent: 10 by Air Force (1991 Liberty)
58 by NC State (1963 Liberty)

MOST INTERCEPTIONS THROWN

MSU: 4 vs. Northwestern (2013 Gator)
2 vs. North Carolina (1993 Peach)
2 vs. Nebraska (1980 Sun)
2 vs. Wake Forest (2011 Music City)
2 vs. Iowa (2019 Outback)
Opponent: 5 by Clemson (1999 Peach)
4 by Louisville (2017 TaxSlayer)
4 by Duquesne (1937 Orange)

PUNTING

MOST PUNTS

MSU: 11 vs. UCF (2007 Liberty)
11 vs. Georgetown (1941 Orange)
Opponent: 9 by Kansas (1981 Hall of Fame)
9 by Duquesne (1937 Orange)

HIGHEST PUNTING AVERAGE

MSU: 53.0 vs. NC State (1995 Peach)
Opponent: 48.0 by NC State (1995 Peach)

RETURNS

MOST PUNT RETURNS

MSU: 5 vs. Texas A&M (2000 Independence)
5 vs. Wake Forest (2011 Music City)
Opponent: 8 by Wake Forest (2011 Music City)

MOST PUNT RETURN YARDS

MSU: 101 vs. NC State (1995 Peach)
Opponent: 54 by UCF (2007 Liberty)

MOST KICKOFF RETURNS

MSU: 6 vs. Louisville (2017 TaxSlayer)
5 vs. Northwestern (2013 Gator)
5 vs. Texas A&M (2000 Independence)
5 vs. Texas (1999 Cotton)
5 vs. North Carolina (1974 Sun)
Opponent: 8 by Michigan (2011 Gator)

MOST KICKOFF RETURN YARDS

MSU: 141 vs. Louisville (2017 TaxSlayer)
138 vs. Tulsa (2020 Armed Forces)
Opponent: 191 by Michigan (2011 Gator)

RUSHING

MOST ATTEMPTS

MSU: 68 vs. North Carolina (1974 Sun)
58 vs. Michigan (2011 Gator)
Opponent: 69 by Air Force (1991 Liberty)
61 by Georgia Tech (2014 Orange)

FEWEST ATTEMPTS

MSU: 30 vs. Tulsa (2020 Armed Forces)
32 vs. Texas (1999 Cotton)
Opponent: 20 by Iowa (2019 Outback Bowl)
25 by Michigan (2011 Gator)

MOST YARDS

MSU: 455 vs. North Carolina (1974 Sun)
277 vs. Louisville (2017 TaxSlayer)
Opponent: 452 by Georgia Tech (2014 Orange)
318 by Air Force (1991 Liberty)

FEWEST YARDS

MSU: 87 vs. Texas (1999 Cotton)
93 vs. Nebraska (1980 Sun)
Opponent: -15 by Iowa (2019 Outback)
35 by Kansas (1981 Hall of Fame)

SCORING

MOST POINTS SCORED

MSU: 52 vs. Michigan (2011 Gator)
51 vs. NC State (2015 Belk)
Opponent: 49 by Georgia Tech (2014 Orange)
41 by Texas A&M (2000 Independence)

LARGEST MARGIN OF VICTORY

MSU: 38 pts (52-14) vs. Michigan (2011 Gator)
37 pts (44-7) vs. Rice (2013 Liberty)
Opponent: 27 pts (38-11) by Texas (1999 Cotton)
23 pts (38-15) by Air Force (1991 Liberty)

MOST FIELD GOALS ATTEMPTED

MSU: 6 vs. NC State (1995 Peach)
Opponent: 3 by Louisville (2017 TaxSlayer)
3 by UCF (2007 Liberty)

MOST FIELD GOALS MADE

MSU: 5 vs. NC State (1995 Peach)
Opponent: 2 by Tulsa (2020 Armed Forces)
2 by Iowa (2019 Outback)
2 by Louisville (2017 TaxSlayer)
2 by Northwestern (2013 Gator)
2 by NC State (1995 Peach)

TOTAL OFFENSE

MOST YARDS

MSU: 605 vs. Georgia Tech (2014 Orange)
569 vs. NC State (2015 Belk)
Opponent: 577 by Georgia Tech (2014 Orange)
510 by Louisville (2019 Music City)

FEWEST YARDS

MSU: 158 vs. Georgetown (1941 Orange)
195 vs. Nebraska (1980 Sun)
Opponent: 145 by Rice (2013 Liberty)
199 by Iowa (2019 Outback)

MOST PLAYS

MSU: 86 vs. North Carolina (1993 Peach)
84 vs. Georgia Tech (2014 Orange)
Opponent: 90 by Clemson (1999 Peach)
86 by Tulsa (2020 Armed Forces)
86 by Wake Forest (2011 Music City)

FEWEST PLAYS

MSU: 56 vs. NC State (1963 Liberty)
59 vs. Texas A&M (2000 Independence)
59 vs. Wake Forest (2011 Music City)
Opponent: 48 by Rice (2013 Liberty)
51 by Iowa (2019 Outback)

MISCELLANEOUS TEAM RECORDS

MOST FIRST DOWNS

MSU: 33 vs. Georgia Tech (2014 Orange)
27 vs. Rice (2013 Liberty)
Opponent: 27 by Tulsa (2020 Armed Forces)
27 by Texas (1999 Cotton)
26 by Georgia Tech (2014 Orange)

FEWEST FIRST DOWNS

MSU: 8 vs. Georgetown (1941 Orange)
12 vs. Kansas (1981 Hall of Fame)
12 vs. Duquesne (1937 Orange)
Opponent: 7 by Rice (2013 Liberty)
11 by Iowa (2019 Outback)

MOST PENALTIES

MSU: 21 vs. Clemson (1999 Peach)
11 vs. Tulsa (2020 Armed Forces)
11 vs. Louisville (2017 TaxSlayer)
11 vs. NC State (1963 Liberty)
Opponent: 8 by Clemson (1999 Peach)
7 by Tulsa (2020 Armed Forces)
7 by Kansas (1981 Hall of Fame)

MOST PENALTY YARDS

MSU: 188 vs. Clemson (1999 Peach)
122 vs. NC State (1963 Liberty)
Opponent: 90 by Georgetown (1941 Orange)
82 by Clemson (1999 Peach)
82 by Kansas (1981 Hall of Fame)

FEWEST PENALTIES

MSU: 1 vs. Duquesne (1937 Orange)
2 vs. Louisville (2019 Music City)
2 vs. Rice (2013 Liberty)
2 vs. Miami (Ohio) (2016 St. Petersburg)
Opponent: 0 by Iowa (2019 Outback)
1 by Duquesne (1937 Orange)

FEWEST PENALTY YARDS

MSU: 5 vs. Duquesne (1937 Orange)
20 vs. Louisville (2019 Music City)
Opponent: 0 by Iowa (2019 Outback)
5 by Duquesne (1937 Orange)

MOST FUMBLES

MSU: 5 vs. Kansas (1981 Hall of Fame)
5 vs. Nebraska (1980 Sun)
Opponent: 3 by North Carolina (1974 Sun)
2 by four teams

MOST FUMBLES LOST

MSU: 4 vs. Nebraska (1980 Sun)
2 vs. Louisville (2019 Music City)
2 vs. Louisville (2017 TaxSlayer)
2 vs. Air Force (1991 Liberty)
2 vs. Wake Forest (2011 Music City)
Opponent: 2 by NC State (1963 Liberty)
1 by 10 teams

INDIVIDUAL RECORDS

PASSING

MOST COMPLETIONS

No.	Player	Opponent	Bowl
1. 33	Dak Prescott	Georgia Tech	2014 Orange
2. 25	Dak Prescott	NC State	2015 Belk
3. 24	Greg Plump	North Carolina	1993 Peach
4. 19	Will Rogers	Tulsa	2020 Armed Forces
5. 18	Chris Relf	Michigan	2011 Gator
6. 17	Tommy Stevens	Louisville	2019 Music City
17	Dak Prescott	Rice	2013 Liberty
17	Wayne Madkin	Clemson	1999 Peach
9. 14	Nick Fitzgerald	Iowa	2019 Outback
10. 13	Nick Fitzgerald	Miami [Ohio]	2016 St. Petersburg
13	Derrick Taite	NC State	1995 Peach

MOST ATTEMPTS

No.	Player	Opponent	Bowl
1. 51	Dak Prescott	Georgia Tech	2014 Orange
2. 42	Dak Prescott	NC State	2015 Belk
3. 40	Greg Plump	North Carolina	1993 Peach
4. 38	Wayne Madkin	Clemson	1999 Peach
5. 32	Nick Fitzgerald	Iowa	2019 Outback
6. 30	Will Rogers	Tulsa	2020 Armed Forces
7. 28	Dak Prescott	Rice	2013 Liberty
28	Tyler Russell	Northwestern	2013 Gator
28	Derrick Taite	NC State	1995 Peach
10. 26	Tommy Stevens	Louisville	2019 Music City
26	Nick Fitzgerald	Miami [Ohio]	2016 St. Petersburg

MOST YARDS

No.	Player	Opponent	Bowl
1. 453	Dak Prescott	Georgia Tech	2014 Orange
2. 380	Dak Prescott	NC State	2015 Belk
3. 287	Greg Plump	North Carolina	1993 Peach
4. 283	Dak Prescott	Rice	2013 Liberty
5. 281	Chris Relf	Michigan	2011 Gator
6. 221	Tommy Stevens	Louisville	2019 Music City
7. 176	Wayne Madkin	Clemson	1999 Peach
8. 156	Matt Wyatt	Texas	1999 Cotton
9. 152	Nick Fitzgerald	Iowa	2019 Outback
10. 148	Will Rogers	Tulsa	2020 Armed Forces

MOST TOUCHDOWN PASSES

No.	Player	Opponent	Bowl
1. 4	Dak Prescott	NC State	2015 Belk
2. 3	Dak Prescott	Georgia Tech	2014 Orange
3	Dak Prescott	Rice	2013 Liberty
3	Chris Relf	Michigan	2011 Gator
5. 2	Tommy Stevens	Louisville	2019 Music City
2	Tyler Russell	Northwestern	2013 Gator
2	Wayne Madkin	Texas A&M	2000 Independence

MOST INTERCEPTIONS THROWN

No.	Player	Opponent	Bowl
1. 4	Tyler Russell	Northwestern	2013 Gator
2. 2	Greg Plump	North Carolina	1993 Peach
2	John Bond	Nebraska	1980 Sun
2	Chris Relf	Wake Forest	2011 Music City
2	Nick Fitzgerald	Iowa	2019 Outback

PUNTING

MOST PUNTS

No.	Player	Opponent	Bowl
1. 11	Blake McAdams	UCF	2007 Liberty
11	Sonny Bruce	Georgetown	1941 Orange

HIGHEST PUNTING AVERAGE

Avg. Player (Punts)	Opponent	Bowl
1. 53.0 Andy Russ (3)	NC State	1995 Peach
2. 50.4 Tucker Day (5)	Iowa	2019 Outback
3. 50.0 Dana Moore (5)	Nebraska	1980 Sun

BLOCKED PUNTS

No.	Player	Opponent	Bowl
	Andre Bennett	NC State	1995 Peach
	Hunter Cornern	Georgetown	1941 Orange

RECEIVING

MOST RECEPTIONS

No.	Player	Opponent	Bowl
1. 9	De'Runnya Wilson	Georgia Tech	2014 Orange
9	Jameon Lewis	Rice	2013 Liberty
3. 8	Willie Harris	North Carolina	1993 Peach
4. 7	Fred Ross	NC State	2015 Belk
5. 6	Stephen Guidry	Louisville	2019 Music City
6	Joe Morrow	Georgia Tech	2014 Orange
6	Fred Ross	Georgia Tech	2014 Orange

MOST YARDS

No.	Player	Opponent	Bowl
1. 220	Jameon Lewis	Rice 2013	Liberty
2. 127	Willie Harris	North Carolina	1993 Peach
3. 117	Joe Morrow	Georgia Tech	2014 Orange
4. 105	De'Runnya Wilson	Georgia Tech	2014 Orange
5. 102	Fred Ross	Georgia Tech	2014 Orange
6. 96	De'Runnya Wilson	NC State	2015 Belk
7. 79	LaDarius Perkins	Michigan	2011 Gator
79	Mardye McDole	Nebraska	1980 Sun
9. 78	Brandon Holloway	NC State	2015 Belk
10. 76	Stephen Guidry	Louisville	2019 Music City

MOST TOUCHDOWN RECEPTIONS

No.	Player	Opponent	Bowl
1. 2	Brandon Holloway	NC State	2015 Belk
2	De'Runnya Wilson	Georgia Tech	2014 Orange
3. 1	Stephen Guidry	Louisville	2019 Music City
1	Osirus Mitchell	Louisville	2019 Music City
1	Kylin Hill	Iowa	2019 Outback
1	Fred Ross	NC State	2015 Belk
1	De'Runnya Wilson	NC State	2015 Belk
1	Fred Ross	Georgia Tech	2014 Orange
1	Malcolm Johnson	Rice	2013 Liberty
1	LaDarius Perkins	Rice	2013 Liberty
1	Artimus Samuel	Rice	2013 Liberty
1	Arceto Clark	Northwestern	2013 Gator
1	Malcolm Johnson	Northwestern	2013 Gator
1	Michael Carr	Michigan	2011 Gator
1	Arceto Clark	Michigan	2011 Gator
1	Arceto Clark	Wake Forest	2011 Music City
1	Ricco Sanders	Michigan	2011 Gator
1	Donald Lee	Texas A&M	2000 Independence
1	Dicenzo Miller	Texas A&M	2000 Independence
1	Dontae Walker	Clemson	1999 Peach
1	Lahitia Grant	Texas	1999 Cotton
1	Olanda Truitt	North Carolina	1993 Peach
1	Trenell Edwards	Air Force	1991 Liberty
1	Michael Haddix	Nebraska	1980 Sun
1	Fred Walters	Duquesne	1937 Orange

RUSHING

MOST ATTEMPTS

No.	Player	Opponent	Bowl
1. 27	Keytaon Thompson	Louisville	2017 TaxSlayer
2. 24	Anthony Dixon	UCF	2007 Liberty
24	Walter Packer	North Carolina	1974 Sun
4. 23	Donald Ray King	Nebraska	1980 Sun
5. 22	James Johnson	Texas	1999 Cotton
6. 20	Nick Fitzgerald	Iowa	2019 Outback
20	Vick Ballard	Michigan	2011 Gator
20	Terry Vitrano	North Carolina	1974 Sun
9. 19	LaDarius Perkins	Northwestern	2013 Gator
10. 18	Nick Fitzgerald	Miami [Ohio]	2016 St. Petersburg

MOST YARDS

No.	Player	Opponent	Bowl
1. 183	Walter Packer	North Carolina	1974 Sun
2. 180	Vick Ballard	Wake Forest	2011 Music City
3. 164	Terry Vitrano	North Carolina	1974 Sun
4. 155	Keytaon Thompson	Louisville	2017 TaxSlayer
5. 143	Dontae Walker	Texas A&M	2000 Independence
6. 134	Nick Fitzgerald	Miami [Ohio]	2016 St. Petersburg
7. 112	James Johnson	Texas	1999 Cotton

MOST RUSHING TOUCHDOWNS

No.	Player	Opponent	Bowl
1. 3	Keytaon Thompson	Louisville	2017 TaxSlayer
3	Vick Ballard	Michigan	2011 Gator
3	Dontae Walker	Texas A&M	2000 Independence
2. 2	Nick Fitzgerald	Miami [Ohio]	2016 St. Petersburg
2	Dak Prescott	Rice	2013 Liberty
2	Vick Ballard	Wake Forest	2011 Music City
2	Walter Packer	North Carolina	1974 Sun



Dak Prescott set MSU bowl game records for completions, passing attempts and yards in the Orange Bowl on Dec. 31, 2014. His three passing touchdowns were also a record at the time.

SCORING

MOST POINTS SCORED

No.	Player	Opponent	Bowl
1.	18	Keytaon Thompson	Louisville 2017 TaxSlayer
	18	Vick Ballard	Michigan 2011 Gator
	18	Dontae Walker	Texas A&M 2000 Independence
2.	16	Tim Rogers	NC State 1995 Peach
3.	12	Nick Fitzgerald	Iowa 2019 Outback
	12	Nick Fitzgerald	Miami [Ohio] 2016 St. Petersburg
	12	Brandon Holloway	NC State 2015 Belk
	12	De'Runya Wilson	Georgia Tech 2014 Orange
	12	Dak Prescott	Rice 2013 Liberty
	12	Vick Ballard	Wake Forest 2011 Music City
	12	Walter Packer	North Carolina 1974 Sun

MOST FIELD GOALS ATTEMPTED

No.	Player	Opponent	Bowl
1.	6	Tim Rogers	NC State 1995 Peach
2.	3	Jace Christmann	Iowa 2019 Outback
	3	Dana Moore	Kansas 1981 Hall of Fame
3.	2	Jace Christmann	Louisville 2017 TaxSlayer
	2	Evan Sobiesk	Georgia Tech 2014 Orange
	2	Devon Bell	Northwestern 2013 Gator
	2	Brian Hazelwood	Texas 1999 Cotton
	2	Chris Gardner	North Carolina 1993 Peach
	2	Vic Nickels	North Carolina 1974 Sun
	2	Justin Canale	NC State 1963 Liberty

MOST FIELD GOALS MADE

No.	Player	Opponent	Bowl
1.	5	Tim Rogers	NC State 1995 Peach
2.	3	Jace Christmann	Iowa 2019 Outback
3.	2	Evan Sobiesk	Georgia Tech 2014 Orange
	2	Devon Bell	Northwestern 2013 Gator
	2	Vic Nickels	North Carolina 1974 Sun

MISCELLANEOUS

MOST INTERCEPTIONS

No.	Player	Opponent	Bowl
1.	3	Mark McLaurin	Louisville 2017 TaxSlayer
2.	2	Nickoe Whitley	Northwestern 2013 Gator
3.	1	last: Tyrus Wheat and Emmanuel Forbes	Tulsa 2020 Armed Forces



Mark McLaurin was named the MVP of the 2017 TaxSlayer Bowl after intercepting a school record three passes in the game.

MSU LONG PLAYS

LONGEST RUSH

No.	Player	Opponent	Bowl
72	Vick Ballard	Wake Forest	2011 Music City

LONGEST PASS

No.	Pass	Opponent	Bowl
81	Chris Relf to LaDarius Perkins	Michigan	2011 Gator

LONGEST PUNT

No.	Player	Opponent	Bowl
82	Ike Pickle	Duquesne	1937 Orange

LONGEST FIELD GOAL

No.	Player	Opponent	Bowl
47	Devon Bell	Northwestern	2013 Gator
47	Dana Moore	Nebraska	1980 Sun

LONGEST PUNT RETURN

No.	Player	Opponent	Bowl
50	Keffer McGee	NC State	1995 Peach

LONGEST KICKOFF RETURN

No.	Player	Opponent	Bowl
62	Glen Young	Nebraska	1980 Sun

LONGEST INTERCEPTION RETURN

No.	Player	Opponent	Bowl
90	Emmanuel Forbes	Tulsa	2020 Armed Forces

OPPONENT LONG PLAYS

LONGEST RUSH

No.	Player	Team	Bowl
75	Lamar Jackson	Louisville	2017 TaxSlayer

LONGEST PASS

No.	Pass	Team	Bowl
75	Nate Stanley to Nick Easley	Iowa	2019 Outback

LONGEST PUNT

No.	Player	Team	Bowl
63	Bucky Scribner	Kansas	1981 Hall of Fame

LONGEST FIELD GOAL

No.	Player	Team	Bowl
47	Kris Stockton	Texas	1999 Cotton Bowl

LONGEST PUNT RETURN

No.	Player	Team	Bowl
24	Bracey Walker	North Carolina	1993 Peach

LONGEST KICKOFF RETURN

No.	Player	Team	Bowl
41	Martavious Odoms	Michigan	2011 Gator

LONGEST INTERCEPTION RETURN


No.	Player	Team	Bowl
44	Cliff Baskerville	North Carolina	1993 Peach



Chris Relf, named the 2011 Gator Bowl MVP, completed 18 of his 23 passes for 281 yards and three touchdowns, including the longest pass ever by a Bulldog in a bowl game, an 81-yard strike to LaDarius Perkins.



Emmanuel Forbes returned an interception 90 yards for a touchdown in the 2020 Armed Forces Bowl breaking Willie Gay Jr.'s previous record of a 46-yard return in the 2019 Outback Bowl.



MISSISSIPPI STATE DUQUESNE

12 13

January 1, 1937 • Orange Bowl • Miami, Fla.

A desperation 72-yard touchdown pass from tailback Boyd Brumbaugh to end Ernie Heffertie spelled an end to Mississippi State's upset hopes as Duquesne edged the Bulldogs, 13-12, in the first decade of Orange Bowl history.

With time running out, coach John "Little Clipper" Smith's Dukes went to the air. His team had thrown six straight incompletions before Brumbaugh heaved one after fading back all the way to his own 20-yard line. Heffertie cradled it in at the State 25 and scored untouched for the game-winner.

"A shouting, shirt-sleeved crowd of 9,210 went wild when Brumbaugh's bull's eye in the final period pulled the Dukes from almost certain defeat," a local newspaper account detailed.

Coach **Ralph Sasse's** Bulldogs, who ended the year at a hearty 7-3-1 after the postseason clash, scored first on a 10-yard run by back **Ike Pickle**. Pickle later boomed an 82-yard punt for an Orange Bowl record that still stands.

After Brumbaugh plunged 1 yard and a PAT kick put the Dukes of Pittsburgh, Pennsylvania, ahead, 7-6, State reversed the advantage again when tailback **Pee Wee Armstrong** of Meridian lofted a 40-yard touchdown pass to **Fred Walters** of Laurel to give the Bulldogs a 12-7 lead. That same twosome had combined for a 65-yard scoring pass to give MSU a stunning 13-7 upset at Army during the 1935 season.

Armstrong's scintillating passes had provided State with the impetus to gain the lead. His aerial strikes set up Pickle's touchdown run prior to his throw to Walters to gain Mississippi State the lead.

Brumbaugh later found Heffertie for the game-winning TD pass in the fourth quarter. The Dukes edged State after two Bulldog conversion tries had failed.

The narrow loss to Duquesne was a microcosm of the '36 season for State. The Maroons lost three games by a total of 20 points.

Mississippi State	6	6	0	0	=	12
Duquesne	0	7	0	6	=	13

MSU — Pickle 10 run (kick failed)


DU — Brumbaugh 1 run (Brumbaugh kick)

MSU — Walters 40 pass from Armstrong (kick failed)

DU — Heffertie 72 pass from Brumbaugh (kick failed)

	MSU	DU
First Downs	12	14
Rushing Yards	111	199
Passing Yards	159	110
Passes (C-A-I)	8-23-0	5-15-4
Total Offense	270	309
Fumbles-Lost	0-0	0-0
Penalties-Yards	1-5	1-5





#9 MISSISSIPPI STATE #13 GEORGETOWN

14 7

January 1, 1941 • Orange Bowl • Miami, Fla.

The Associated Press proclaimed following State's standout season: "Mississippi State reigns as the undisputed king of football in the Deep South. State's 13-0 trouncing of Alabama and subsequent acceptance of an Orange Bowl bid eliminated any doubt that the Maroons were gridiron kings of these parts."

Almost a year before the United States of America officially entered World War II, Mississippi State downed the Georgetown Hoyas (who reigned strongly in Eastern football circles in those days), 14-7, in the '41 Orange Bowl to end the year with a 10-0-1 record and a No. 9 ranking nationally.

Coach **Allyn McKeen**'s crew scored in the first quarter when tackle **John Tripson** covered a blocked Hoya punt in the end zone and **Wilbur Dees**' extra point gave the Bulldogs a quick 7-0 lead.

State's rugged defense took control in the second quarter after the Bulldogs had jumped ahead 14-0 when tailback **Billy Jefferson** scored on a 2-yard dive play and **Sonny Bruce** kicked the PAT.

Georgetown dented Coach McKeen's vaunted defense for the lone Hoyas' TD of the day in the third quarter when Benny Castiglia hit paydirt on a 2-yard run. But MSU managed good ball control behind the running of tailback **Harvey Johnson** and the defensive work of All-America end **Buddy Elrod** to secure its first bowl win.

State was led by Starkville native **Hunter Corhern**, a captain of the team and an outstanding guard. MSU was considered to have the finest line in the South during the '40 season, a group that boasted three All-Southeastern Conference performers, plus the aforementioned Elrod, a consensus All-America.

When asked to compare all his great teams at Mississippi State, head coach Allyn McKeen said, "Some of the school's greatest wins came during the 1939 season, but I have to go with the 1940 team as my best."

Mississippi State	7	7	0	0	=	14
Georgetown	0	0	7	0	=	7


MSU — Tripson blocked-punt recovery (Dees kick)

MSU — Jefferson 2 run (Bruce kick)

GU — Castiglia 2 run (Lio kick)

	MSU	GU
First Downs	8	14
Rushing Yards	106	125
Passing Yards	52	104
Passes (C-A-I)	5-11-0	10-23-3
Total Offense	158	229
Fumbles-Lost	2-0	1-0
Penalty Yards	71	90

Attendance: 29,554





MISSISSIPPI STATE NC STATE

16
12

December 21, 1963 • Philadelphia Municipal Stadium • Philadelphia, Pa.

Hot coffee froze on press box ledges between kickoff and halftime, but the action on the field was warm enough to offset eight-degree temperatures and 17 mile-per-hour winds outside as coach **Paul Davis'** Bulldogs took a 16-12 win over NC State.

As the Bulldogs capped a 7-2-2 season before their first national television audience on NBC, with the legendary Lindsey Nelson providing play-by-play, at Philadelphia Stadium a blocked punt helped provide MSU's margin of victory for the second bowl game in a row.

In the first quarter, MSU end **Bill McGuire** blocked a Dave Houtz punt at the NC State 26, and fellow end **Tommy Inman** scooped up the loose football and ran it 11 yards for an MSU score. **Justin Canale's** PAT made it 7-0. Quarterback **Sonny Fisher** gave the Bulldogs a little more breathing room later in the quarter as the Laurel, Mississippi, native sprinted three yards for a second touchdown. Canale's extra-point kick failed, but the future pro football standout later redeemed himself.

He gave MSU a 16-0 second-quarter lead with a 43-yard field goal into the gusty wind.

But NC State made a bit of a comeback bid, aided by 122 yards on 11 penalties assessed against the aggressive Bulldogs. The Wolfpack scored the last two touchdowns of the game, but both two-point conversion attempts failed.

Coach Davis and his team had heaters on the State bench and a plexiglas canopy to protect them from the frigid air.

"The defense did a good job all day, especially considering the conditions," Davis said. "We had a stronger line."



Mississippi State	13	3	0	0	=	16
NC State	0	6	0	6	=	12

MSU — Inman 11 blocked-punt return (Canale kick)

MSU — Fisher 3 run (kick failed)

MSU — Canale 43 FG

NCSU — Rossi 1 run (pass failed)

NCSU — Barlow 5 pass from Rossi (pass failed)

	MSU	NCSU
First Downs	16	15
Rushing Yards	53-275	52-176
Passing Yards	28	58
Passes (C-A-I)	3-6-1	5-12-0
Total Offense	303	234
Fumbles-Lost	2-1	2-2
Penalties-Yards	11-122	3-25


Rushing: (MSU) Granger 13-94, Fisher 16-81 1TD, Burrell, 10-69, Hodges 8-21, Sparks 4-18, Edwards 2-(-8);

(NCSU) Rossi 18-67 1TD, Falzarano 12-42, Scarpati 7-22, Kazarsky 7-21, Clark 7-17, Houtz 1-7.

Passing: (MSU) Edwards 1-1-18-0; Fisher 2-5-10-1; **(NCSU)** Rossi 5-12-58-0 1TD.

Receiving: (MSU) Bland 2-17, Inman 1-11; **(NCSU)** Barlow 3-30 1TD, Clark 1-23, Scarpati 1-5.

Attendance: 8,309



MISSISSIPPI STATE NORTH CAROLINA

26 24

December 28, 1974 • Sun Bowl • El Paso, Texas

Mississippi State's 26-24 Sun Bowl win over North Carolina was one of the truly great contests of the 1974-75 bowl season.

Coach **Bob Tyler**'s Bulldogs, who finished 9-3 and No. 18 in the nation, set the stage for the game when Most Valuable Offensive Player **Terry Vitrano** took a handoff from quarterback **Rockey Felker** and sprinted 55 yards on the game's opening play.

While a rising fog blanketed the field during most of the first half, Vitrano gained big chunks of real estate to end the day with 164 yards on 20 carries, including a game-winning, 2-yard touchdown run.

That run capped a 6:29 drive that ate most of the fourth-quarter clock, ending at the 3:41 mark. Three times MSU faced third downs on the drive and State faced a fourth-and-2 at the UNC 25-yard line, where Felker called his own number, clawing for 15 yards. Felker then ran eight more yards to set up Vitrano winning score.

The drive reminded both Tyler and Felker of the Bulldogs' 29-28 win over Memphis State earlier in the year, a game in which State drove 98 yards in the closing two minutes for the win.

All-America defensive tackle **Jimmy Webb**, named Most Valuable Defensive Player in the game, registered the most critical of his 12 tackles on the day on a fourth-and-short situation at midfield in the fourth quarter to preserve the MSU win.

MSU's All-SEC tailback **Walter Packer** piled up 183 yards on 24 attempts, scoring on runs of 1 and 16 yards while **Vic Nickels** kicked field goals of 24 and 32 yards.

Mississippi State's 455 yards of rushing, which still stand as a Sun Bowl record, were just a bit much for the Tar Heels, coached by MSU grad Bill Dooley.

"This team was better than we expected in a lot of ways," Tyler said. "I think we're a year ahead. We established unity in our program that usually takes two seasons to establish. I've never been more confident or enthusiastic about the future than I am right now."



Mississippi State	7	3	10	6	=	26
North Carolina	7	0	14	3	=	24

MSU — Packer 1 run (Nickels kick)

UNC — Betterson 1 run (Alexander kick)

MSU — Nickels 24 FG

UNC — Betterson 6 run (Alexander kick)

MSU — Packer 16 run (Nickels kick)

UNC — Jerome 29 pass from Kupec (Alexander kick)

MSU — Nickels 32 FG

UNC — Alexander 26 FG

MSU — Vitrano 2 run (kick failed)

	MSU	UNC
First Downs	25	22
Rushes-Yards	68-455	54-277
Passing Yards	44	125
Passes (C-A-I)	3-8-0	5-15-1
Total Offense	499	402
Fumbles-Lost	1-1	3-0
Penalties-Yards	5-45	2-30

RUSHING: (MSU) Packer 24-183 2TD, Vitrano 20-164 1TD, Felker 14-69, Johnson 7-22, Smith 3-17; (UNC) Voight 17-90, Betterson 19-84 2TD, Oliver 9-57, Lamens 4-32, Jerome 4-14, Kupec 1-[-10].

PASSING: (MSU) Felker 2-7-33-0; Johnson 1-1-11-0; (UNC) Kupec 5-15-125-1 1TD.

RECEIVING: (MSU) Lewis 2-27, Barkum 1-17; (UNC) Norton 2-61, Jerome 2-42 1TD, Waddell 1-22.

Attendance: 26,035



#17 MISSISSIPPI STATE #8 NEBRASKA

17 31

December 27, 1980 • Sun Bowl • El Paso, Texas

The scene was the same as six years earlier in the Sun Bowl when Mississippi State engaged a team that had as much talent as any football power in the nation.

This bowl trip proved to be less successful, however, as coach Tom Osborne's Huskers prevailed in a 31-17 contest.

Mississippi State had won five consecutive regular-season games to enter the contest with a 9-2 record under coach **Emory Bellard**, but Nebraska was just a bit too deep and powerful as the Huskers took a 17-0 halftime lead.

State's high-powered offensive attack, which set school records for total offense and rushing offense, cut the margin to 24-17 behind the option play of freshman quarterback **John Bond** of Valdosta, Georgia. He ran for one touchdown on a 1-yard sneak and hit all-SEC tailback **Michael Haddix** of Walnut, Mississippi, for an 11-yard TD pass and MSU's final touchdown.

The day, however, belonged to Nebraska's defense, which held Bond to minus-8 yards rushing on 16 carries, and to seven completions on 19 attempts with two interceptions.

Sophomore kicker **Dana Moore** from Baton Rouge, Louisiana, booted a 47-yard field goal and had a 64-yard punt, enabling him to achieve an MSU-record, 50-yard punting average for the afternoon.

"I am proud of our team and the season we had," Bellard said. "We just flat out gave Nebraska too many opportunities. Our defense played well enough to win. Looking at what we have, we will be back next year."



Mississippi State	0	0	3	14	=	17
Nebraska	7	10	7	7	=	31

UN — Brown 23 run (Seibel kick), 12:30 1st

UN — Seibel 22 FG, 3:23 2nd

UN — Finn 8 pass from Quinn (Seibel kick), 1:57 2nd

MSU — Moore 47 FG, 7:12 3rd

UN — Franklin 2 run (Seibel kick), 2:16 3rd

MSU — Bond 1 run (Morgan kick), 11:44 4th

UN — McCrady 52 pass from Quinn (Seibel kick), 3:21 4th

MSU — Haddix 11 pass from Bond (Morgan kick), 1:00 4th

	MSU	UN
First Downs	15	16
Rushes-Yards	53-93	54-159
Passing Yards	102	159
Passes (C-A-I)	7-19-2	9-19-1
Total Offense	195	318
Fumbles-Lost	5-4	1-1
Penalties-Yards	4-30	4-37

RUSHING: (MSU) King 23-96, Haddix 4-14, Wonsley 1-8, McDole 5-7, Collins 1-2, Parenton 2-(-4), Bond 16-(-8), Moore 1-(-21); **(UN)** Franklin 17-67 1TD, Redwine 13-42, Brown 1-23 1TD, Craig 5-13, Steels 2-9, Kotera 2-7, Johnson 3-3, Quinn 11-(-5).

PASSING: (MSU) Bond 7-19-102-2 1TD; **(UN)** Quinn 9-19-151-1 2TD.

RECEIVING: (MSU) McDole 4-69, Price 1-25, Haddix 1-11 1TD, Doss 1-7; **(UN)** McCrady 2-107 1TD, Brown 2-16, Steels 2-14, Davies 1-9, Finn 1-8 1TD, Kotera 1-5.

Attendance: 34,723.



MISSISSIPPI STATE KANSAS

10 0

December 31, 1981 • Legion Field • Birmingham, Ala.

With Defensive Most Valuable Player and All-America linebacker **Johnie Cooks** of Leland, Mississippi, leading a fierce charge, Mississippi State scored its first bowl shutout win by downing the Kansas Jayhawks of the Big Eight Conference, 10-0, to improve its bowl record to 4-2.

It was, indeed, a day for the defense.

The Bulldogs, aided by a steady mist that fell throughout the day, held Kansas to 35 yards rushing on 40 attempts, intercepted a pair of Jayhawk passes, and forced one fumble. State recorded its first shutout since 1979.

Lightning struck early for the Bulldogs as All-SEC defensive back **Rob Fesmire** of Nashville, Tennessee, recovered a Ricky Green fumble on the opening kickoff and the opportunistic Bulldogs scored on the next play. Quarterback **John Bond**, State's Offensive Most Valuable Player and the game's MVP, sprinted 17 yards around right end on the first play from scrimmage and **Bob Morgan's** PAT gave the Bulldogs an early 7-0 lead.

The place kicker **Dana Moore** iced the game with a 22-yard field goal with just over 11 minutes left in the first half for the final margin of victory. The Bulldogs advanced to 8-4 and moved up to No. 17 in the final AP national poll.

Wingback **Danny Knight** of Natchez, Mississippi, contributed a big 37-yard sprint down the left sideline on a third-and-long situation while Cooks, defensive tackles **Glen Collins**, **Earnest Barnes** and a number of unsung heroes on the specialty teams gathered together to provide the Bulldogs with the ingredients necessary for a satisfying bowl win.

"The whole defensive unit played extremely well," MSU head coach **Emory Bellard** said. "We didn't ring the bell quite enough on offense, but we did move the ball down the field a good bit."

Mississippi State	7	3	0	0	=	10
Kansas	0	0	0	0	=	0

MSU — Bond 17 run (Morgan kick)

MSU — Moore 22 FG

	MSU	KU
First Downs	12	14
Rushing Yards	53-236	40-35
Passing Yards	51	171
Passes (C-A-I)	5-16-0	15-31-2
Total Offense	287	206
Fumbles-Lost	5-1	1-1
Penalties-Yards	10-65	7-82

RUSHING: (MSU) Knight 10-79, Bond 17-79 1TD, King 14-38, Haddix 7-25, Windham 3-5, Edwards 1-5, Wonsley 1-5; (KU) Taylor 20-61, Jones 7-20, Green 1-(-2), Smith 7-(-9), Frederick 5-(-35).

PASSING: (MSU) Bond 5-16-51-0; (KU) Smith 8-22-61-2; Frederick 7-9-110-0.

RECEIVING: (MSU) Haddix 2-16, Price 1-15, Richardson 1-13, Aldredge 1-7; (KU) Taylor 7-41, Johnson 3-34, Capers 2-57, Bastin 2-20, Jones 1-19.

Attendance: 41,672





MISSISSIPPI STATE AIR FORCE

15 38

December 29, 1991 • Liberty Bowl • Memphis, Tenn.

A then-record Liberty Bowl crowd of 61,497 looked on as the wishbone-attack of the Air Force Academy spoiled Mississippi State's return to the bowl scene with a 38-15 victory over the Bulldogs in the 33rd annual Liberty Bowl postseason contest.

Directed by All-WAC quarterback and Liberty Bowl MVP Rob Perez, the Falcons piled up 318 net yards rushing while attempting only two passes in this ESPN telecast. A potent ground attack earned AFA a 37:34-22:26 edge in possession time.

The Falcons jumped on MSU early as they posted three-straight touchdowns before the Bulldogs dented the scoreboard just before halftime. AFA scored on a pair of 1-yard plunges by Jason Jones and Perez in the opening stanza. A 35-yard fumble return by Air Force's Shannon Yates at the 6:12 mark of the second quarter stretched the lead to 21-0.

The Bulldogs got on the scoreboard with the final score of the first half, a 4-yard touchdown pass from quarterback **Sleepy Robinson** to tight end **Trenell Edwards**.

After the intermission, AFA added a third-quarter, 20-yard field goal by Joe Wood and a 31-yard touchdown gallop by Scott Hufford to build the Falcons' insurmountable lead to 31-7 with 14:19 remaining in the contest.

Making its first bowl appearance in 10 years, MSU scored its final points on a 7-yard run by fullback **Michael Davis** with 7:23 left on the game clock.



Mississippi State	0	7	0	8	=	15
Air Force	14	7	3	14	=	38

AFA — Jones 1 run (Wood kick), 5:07 1st

AFA — Perez 1 run (Wood kick), 2:11 1st

AFA — Yates 35 fumble return (Wood kick), 6:12 2nd

MSU — Edwards 4 pass from Robinson (Gardner kick), 0:35 2nd

AFA — Wood 20 FG, 2:31 3rd

AFA — Hufford 31 run (Wood kick), 14:19 4th

MSU — Davis 7 run (Robinson pass from Jordan), 7:23 4th

AFA — Simpson fumble recovery (Wood kick), 6:05 4th

	MSU	AFA
First Downs	18	19
Rushes-Yards	36-163	69-318
Passing Yards	121	10
Passes (C-A-I)	13-24-1	1-2-1
Total Offense	284	328
Fumbles-Lost	3-2	2-0
Penalties-Yards	5-35	4-31
Time of Possession	22:26	37:34

RUSHING: (MSU) Roberts 8-62, Robinson 15-41, Williamson 5-28, Davis 2-18 1TD, Jordan 3-7, Prince 2-7, Galloway 1-0; **(AFA)** Perez 26-114 1TD, Jones 21-73 1TD, Gray 1-33, Hufford 1-31 1TD, Banks 5-23, Baker 4-18, Onuoha 5-12, Young 4-11, Parisi 2-3.

PASSING: (MSU) Robinson 6-12-49-0 1TD; Jordan 7-12-72-1; **(AFA)** Perez 1-2-10-1.

RECEIVING: (MSU) Roberts 4-28, W. Harris 3-37, Edwards 2-25 1TD, Davis 2-19, Prince 1-9, James 1-3; **(AFA)** Wilkie 1-10.

Attendance: 61,497



#24 MISSISSIPPI STATE #19 NORTH CAROLINA

17
21

January 1, 1993 • Georgia Dome • Atlanta, Ga.

Despite jumping out to a 14-0 first-quarter lead, Mississippi State couldn't hold off a North Carolina squad playing an inspired second half as the Tar Heels posted a 21-17 victory in the first Peach Bowl held inside the Georgia Dome.


The Bulldogs jumped on top early, scoring on their first possession when **Greg Plump** found **Olanda Truitt** on a 2-yard touchdown pass. MSU added to that lead when **Kenny Roberts** raced 22 yards on the final play of the first quarter to give the Bulldogs a 14-0 lead.

State had a chance to put the game away in the second quarter, but a pair of Plump-to-Truitt touchdown passes were called back due to Bulldog holding penalties.

Trailing 14-0 at halftime, North Carolina took the second half kickoff and drove 82 yards to score on Natrone Means' 1-yard plunge. Later in the third period, the Tar Heels' Bracey Walker broke through to block a **Todd Jordan** punt and raced 24 yards into the end zone to tie the game at 14-14.

North Carolina took the lead for good early in the fourth quarter when UNC's Cliff Baskerville intercepted a Plump pass and returned it 44 yards for the go-ahead touchdown.

After **Chris Gardner**'s 46-yard field goal made the score 21-17, the Bulldogs had their chances to win the game late. MSU drove inside the Tar Heel 30 twice in the game's final three minutes, but an interception and turnover on downs, respectively, doomed the Bulldogs' final chances.



Mississippi State	14	0	0	3	=	17
North Carolina	0	0	14	7	=	21

MSU — Truitt 2 pass from Plump (Gardner kick), 11:09 1st

MSU — Roberts 22 run (Gardner kick), 0:00 1st

UNC — Means 1 run (Pignetti kick), 12:39 3rd

UNC — Walker 24 blocked-punt return (Pignetti kick), 6:38 3rd

UNC — Baskerville 44 interception return (Pignetti kick), 12:36 4th

MSU — Gardner 46 FG, 8:42 4th

	MSU	UNC
First Downs	24	13
Rushes-Yards	41-144	36-149
Passing Yards	296	106
Passes (C-A-I)	25-45-2	7-17-2
Total Offense	450	255
Fumbles-Lost	1-0	1-1
Penalties-Yards	9-87	4-36
Time of Possession	34:33	25:27

RUSHING: (MSU) Roberts 9-64 1TD, Davis 10-32, T. James 6-24, Prince 5-19, Jordan 1-9, Hudson 1-5, Truitt 1-0, Plump 8-[-9]; **(UNC)** Means 21-128 1TD, Faulkerson 4-9, Thomas 9-6, Jordan 1-3, Brooks 1-3.

PASSING: (MSU) Plump 24-40-2 287 1TD, Jordan 1-4-0 9, Hudson 0-1-0 0; **(UNC)** Thomas 7-16-2 106, Jerry 0-1-0 0.

RECEIVING: (MSU) Wi.Harris 8-127, Roberts 5-49, Truitt 3-31 1TD, Prince 2-23, Clanton 2-21, James 2-0, Ward 1-20, C.Jones 1-16, Knight 1-9; **(UNC)** Brooks 2-60, Jerry 2-20, Means 1-15, Holliday 1-13, Felton 1-[-2].

Attendance: 69,125



#16 MISSISSIPPI STATE #23 NC STATE

24 28

January 2, 1995 • Georgia Dome • Atlanta, Ga.

For the second time in three years, Mississippi State earned a berth in the Peach Bowl. And for the second time in three years, the Bulldogs held a third-quarter lead over its counterpart. But again, State could not maintain that advantage, dropping a 28-24 decision to NC State.

Like it had done two years prior, Mississippi State gained an early advantage in this Peach Bowl match-up. Place kicker **Tim Rogers**, MSU's Offensive Player of the Game, booted a 37-yard field goal just 2:21 into the contest, and the Bulldogs had a 3-0 advantage. It would be the first of a bowl-record and school-standard tying five field goals for Rogers.

But, as NC State was able to do throughout the game, the Wolfpack erased that early lead. Running back Tremayne Stephens capped an 80-yard drive with a 2-yard touchdown run to give NCSU a 7-3 lead.

Rogers and Steve Videtich traded field goals around the first-quarter break before the Bulldogs mounted a touchdown drive of their own. Senior running back **Michael Davis** scored from 11 yards out to give MSU a 13-10 edge.

A pair of big plays opened the door for the Bulldogs to take control of the game as the second half began. Forcing the 'Pack to punt on their first series of the second half, **Andre Bennett** blocked the NC State kick into the end zone for a safety, and MSU had a two-point lead.

On the ensuing free kick, **Keffer McGee** returned the punt an MSU-bowl-record 50 yards, putting the Bulldogs in business at the NCSU 15-yard line. Unable to advance the ball into the end zone, State settled for a Rogers field goal and its lead was just 18-13.

Three plays later, however, **Larry Williams**, State's Defensive Player of the Game, put his team back in scoring position with a standout defensive play. On a second-and-16 play from the NCSU 30, Williams sacked quarterback Terry Harvey, stripped him of the football, and then recovered the pigskin at the 21.

But once again, the Bulldog attack was not able to capitalize, and Rogers was forced to convert a 36-yard field goal.

Rejuvenated by the disaster averted, NC State struck for a game-tying touchdown and two-point conversion at the close of the third period. Harvey hit Dallas Dickerson from three yards out for the score, and then ran for the extra points.

The Wolfpack used a big play of their own, a 62-yard pass play to set up their go-ahead score. Freshman fullback Carlos King bulled in from 11 yards away and State was down 28-21.

Mississippi State	6	7	8	3	=	24
NC State	7	6	8	7	=	28

MSU — Rogers 37 FG, 12:29 1st

NCSU — Stephens 2 rush (Videtich kick), 9:21 1st

MSU — Rogers 21 FG, 2:57 1st

NCSU — Videtich 45 FG, 13:21 2nd

MSU — Davis 11 run (Rogers kick), 7:29 2nd

NCSU — Videtich 36 FG, 0:08 2nd

MSU — Safety (blocked punt), 13:27 3rd

MSU — Rogers 29 FG, 10:45 3rd

MSU — Rogers 36 FG, 8:36 3rd

NCSU — Dickerson 3 pass from Harvey (Harvey run), 1:12 3rd

NCSU — King 11 run (Videtich kick), 13:06 4th

MSU — Rogers 30 FG, 4:47 4th

	MSU	NCSU
First Downs	16	20
Rushes-Yards	35-117	48-172
Passing Yards	185	164
Passes (C-A-I)	14-29-0	14-25-1
Total Offense	302	336
Fumbles-Lost	0-0	2-1
Penalties-Yards	6-53	2-15
Time of Possession	26:49	33:11

RUSHING: (MSU) Davis 13-51 1TD, Bouie 12-51, McCrary 3-10, Moulds 2-10, Clark 2-(-1), Taite 3-(-4); **(NCSU)** Stephens 21-105 1TD, King 6-38 1TD, Brown 7-25, Hill 1-4, Fitzgerald 3-3, Bender 2-3, Harvey 7-0, Grissett 1-(-6).

PASSING: (MSU) Taite 13-28-0 141, Clark 1-1-0 44; **(NCSU)** Harvey 11-18-0 139 1TD, Bender 3-7-1 25.

RECEIVING: (MSU) McCrary 3-39, C. Jones 3-39, Watkins 3-20, McGee 2-62, Bouie 1-11, M. Brown 1-9, Moulds 1-5; **(NCSU)** Dickerson 3-31 1TD, Grissett 2-68, Guffie 2-30, King 2-9, Fitzgerald 2-5, Stephens 1-9, Thomas 1-8, Hill 1-4.

Attendance: 64,902



SOUTHWESTERN BELL COTTON BOWL CLASSIC

#23 MISSISSIPPI STATE #20 TEXAS

11 38

January 1, 1999 • Cotton Bowl • Dallas, Texas

Playing in their first traditional New Year's Day bowl game since the 1941 Orange Bowl, the Bulldogs faced an enormous task in trying to stop the University of Texas and its Heisman Trophy winner Ricky Williams. Behind Williams' then-Cotton Bowl-record 203 yards rushing and two touchdowns, the Longhorns snapped their seven-game losing slide to **Jackie Sherrill** and defeated Mississippi State 38-11 in the Southwestern Bell Cotton Bowl Classic.

Texas struck early in the contest behind the arm of quarterback Major Applewhite. The freshman found Wayne McGarity late in the opening period on a 59-yard scoring strike, giving Texas an early 7-0 lead.

The Longhorns took advantage of good field position and a long pass play to take a 14-0 lead, as Applewhite again called McGarity's number for a 52-yard touchdown with 5:11 to go in the first half.

Mississippi State would close out the scoring in the half with a 39-yard field goal from senior **Brian Hazelwood**.

After showcasing their passing game in the first half, Texas began to exploit a tired Bulldog defense with a running game that featured the NCAA's career rushing leader in Williams, who got the scoring started in the second half with a 37-yard gallop to stretch the Longhorns' lead to 21-3 just 2:26 into the second half. A Kris Stockton field goal would extend the UT lead to 24-3 six minutes later.

The Bulldog offense, led by **James Johnson**'s 112 yards on the ground, still struggled to find its niche against a stubborn Texas defense. An injury to star all-purpose receiver **Kevin Prentiss** in the opening half made their task even more difficult. Unable to keep the weary MSU defense off the field, the Bulldogs were victimized by another Williams' scoring run at the 2:42 mark of the third period as Texas grabbed control of the contest with a 31-3 advantage.



Mississippi State	0	3	0	8	=	11
Texas	7	7	24	0	=	38

UT — McGarity 59 pass from Applewhite (Stockton kick), 2:17 1st

UT — McGarity 52 pass from Applewhite (Stockton kick), 5:11 2nd

MSU — Hazelwood 39 FG, 2:32 2nd

UT — R. Williams 37 run (Stockton kick), 12:34 3rd

UT — Stockton 47 FG, 6:39 3rd

UT — R. Williams 2 run (Stockton kick), 2:42 3rd

UT — Cavin 18 pass from Applewhite (Stockton kick), 0:14 3rd

MSU — Grant 5 pass from Wyatt (J. Johnson rush), 10:07 4th

	MSU	UT
First Downs	18	27
Rushes-Yards	32-87	43-238
Passing Yards	205	225
Passes (C-A-I)	16-40-1	15-26-0
Total Offense	292	463
Fumbles-Lost	2-1	1-0
Penalties-Yards	9-89	5-55
Time of Possession	27:59	32:01

RUSHING: (MSU) J.Johnson 22-112, D.McKinley 2-7, Rainey 1-2, Prather 1-(-3), Madkin 4-(-11), Wyatt 2-(-20); (UT) R.Williams 30-203 2TD, Mitchell 7-26, Brown 3-15, Applewhite 3-(-6).

PASSING: (MSU) Wyatt 12-24-0 156 1TD, Madkin 4-16-1 49; (UT) Applewhite 15-26-0 225 3TD.

RECEIVING: (MSU) Grant 4-62 1TD, K.Cooper 4-38, Love 2-33, Kelly 2-14, J.Johnson 1-22, D.McKinley 1-20, Prentiss 1-8, Butler 1-8; (UT) R.Williams 5-45, McGarity 4-132 2TD, Cavin 3-31 1TD, Lewis 2-26, Nunez 1-(-9).

Attendance: 72,611



#15 MISSISSIPPI STATE CLEMSON

17 7

December 30, 1999 • Georgia Dome • Atlanta, Ga.

Behind the impetus that had been the key all season — defense — Mississippi State downed Clemson, 17-7, in the 1999 Chick-fil-A Peach Bowl in Atlanta's Georgia Dome.

The win gave State its 10th victory of the season, grouping the '99 Bulldogs with MSU's '40 edition which also posted 10 victories.

MSU notched the win despite allowing the most yardage it had all season (391), with 301 of that coming from quarterback Brandon Streeter who passed 50 times in the game.

Defense was the norm in the first half for both squads as the teams played to a scoreless tie at halftime. The closest either team got to a score in the first half was when Clemson advanced to State's 9-yard line late in the first quarter. But Tiger Tony Lazzara's field goal attempt was blocked by Bulldog senior **Robert Bean**, who registered his seventh career blocked kick.

State wasted little time breaking the scoring ice in the second half. After **Pig Prather** returned the opening kickoff after intermission 45 yards to the MSU 47-yard line, the Bulldogs drove 31 yards on seven plays to set up a 39-yard field goal from **Scott Westerfield** at the 12:39 mark.


Three possessions later, Clemson threatened to answer, driving to the State 13 where it faced a fourth-and-7. The Tigers elected to go for it, but the MSU defense held firm, with defensive lineman **John Hilliard** batting down a Streeter pass.

The quarter would end with State leading 3-0. The fourth quarter would be quite a different story in terms of point production, as the teams combined for three touchdowns in the final frame.

State extended its lead to 10-0 on the first full drive of the final period, going 43 yards on 10 plays with quarterback **Wayne Madkin** scrambling for a 2-yard score. The drive was set up at Clemson's 43-yard line on an interception by Bulldog **Eugene Clinton**, one of five State pickoffs in the contest.

Clemson would answer on the ensuing possession with its only score of the night. The Tigers drove 70 yards on eight plays with Streeter diving in from a yard out.

But State was not intimidated. The Bulldogs answered that challenge with a solid eight-play, 57-yard charge of their own. Madkin, the game's Most Valuable Offensive Player, found tailback **Dontae Walker** on the left side and Walker jaunted 15 yards for the touchdown which iced the game for MSU at 17-7 with 4:31 remaining in regulation.



Mississippi State	0	0	3	14	=	17
Clemson	0	0	0	7	=	28

MSU — Westerfield 39 FG, 12:39

MSU — Madkin 2 run (Westerfield kick), 11:40

CU — Streeter 1 run (Lazzara kick), 8:15

MSU — D.Walker 15 pass from Madkin (Westerfield kick), 4:31

	MSU	CU
First Downs	16	24
Rushes-Yards	33-89	34-85
Passing Yards	176	306
Passes (C-A-I)	17-38-0	25-56-5
Total Offense	265	391
Fumbles-Lost	2-1	1-1
Penalties-Yards	21-188	8-82
Time of Possession	30:41	29:19

RUSHING: (CU) Rambert 18-70, Dantzler 9-8, Streeter 4-7 1TD, Wofford 1-5, Witherspoon 1-2, Zachery 1-(-7). (MSU) Madkin 5-37 1TD, Miller 10-24, D.Walker 9-18, Rainey 3-14, Griffith 3-1, Gibson 1-0, Team 2-(-5).

PASSING: (CU) Streeter 24-44-4-301, Dantzler 1-6-1-5. (MSU) Madkin 17-38-0-176 1TD.

RECEIVING: (CU) Gardner 7-75, Wofford 6-147, Lawyer 5-46, Cyrgalis 2-21, Rambert 2-8, Bailey 1-9, Seth 1-3, Reames 1-(-3). (MSU) Miller 3-54, Sirmones 2-21, D.Walker 2-20 1TD, Griffith 2-14, McCaskey 2-9, M.Butler 1-21, Love 1-20, Huntington 1-6, Lee 1-5, Gibson 1-3, Belcher 1-3.

Attendance: 73,315



SANFORD®

INDEPENDENCE
BOWLMISSISSIPPI STATE
TEXAS A&M43
41 (OT)

December 31, 2000 • Independence Bowl • Shreveport, La.

Willie Blade blocked an extra point, **Julius Griffith** ran it to the end zone for a two-point conversion, and **Wayne Madkin** scored from 6 yards out — all in overtime — to give Mississippi State a hard-fought, 43-41 decision over Texas A&M in the snow-filled Independence Bowl.

The Aggies took advantage of a couple of early MSU miscues on the snow-covered field to take a 14-0 edge seven minutes into the game. After scoring following a mishandled MSU snap just over two minutes into the contest, A&M continued to control momentum on fullback Ja'Mar Toombs' 4-yard plunge. Toombs had a game-high 193 yards.

Jackie Sherrill's Bulldogs fought back in the second quarter. With Toombs running through the State defense, **Dontae Walker** returned the favor to the Aggie stoppers, tallying 143 yards of his own. The sophomore took a handoff up the middle and scurried for 40 of those yards over the goal line to cut the lead.

With just over a minute until halftime, State scored behind Madkin. After the junior quarterback rushed for 10 yards, he connected on two pass plays, the second a 4-yard score to **Dicenzo Miller** to tie the game at 14.

A&M bounced back with 31 seconds left in the half to take a 20-14 lead into the locker room. Quarterback Mark Farris lofted a ball high and deep into the heavy falling snow, finding Robert Ferguson on a 42-yard score.

The Aggies tried to put the game out of reach with two fourth-quarter touchdowns. On the opening play of the period, Farris once again went deep, this time connecting with Bethel Johnson on a 35-yard strike. A two-point conversion put the Aggies up 28-21. Toombs extended the lead on the following possession, rushing in from 13 yards to give A&M a 35-21 edge.

Walker cut the lead back to seven as he rushed in from 32 yards out, and, after a **Marco Minor** interception put MSU at the Aggie 4-yard line, Madkin found tight end **Donald Lee** in the end zone for the touchdown that sent the game into overtime, tied 35-35.

In the extra session, Toombs rushed in from 25 yards out on the first play to put A&M up 41-35. Blade reached up and blocked the Aggie extra point try. **Eugene Clinton** picked up the loose ball and pitched to Griffith who ran it in for two points.

Faced with a must-score situation on State's first overtime try, Madkin rushed down to the Aggies' 6-yard line and then took a keeper into the end zone to clinch the 43-41 win in what has become known as "Snow Bowl 2000".

Mississippi State	0	14	7	14	8	=	43
Texas A&M	14	6	0	15	6	=	41

TAMU — Whitaker 9 run (Kitchens kick), 12:56, 1st

TAMU — Toombs 4 run (Kitchens kick), 8:06, 1st

MSU — Walker 40 run (Westerfield kick), 9:22, 2nd

MSU — Miller 4 pass from Madkin (Westerfield kick), 7:22, 2nd

TAMU — Ferguson 42 pass from Farris (Kitchens kick failed), 0:46, 2nd

MSU — Walker 1 run (Westerfield kick), 11:55, 3rd

TAMU — Johnson 35 pass from Farris (Whitaker rush), 14:51, 4th

TAMU — Toombs 13 run (Kitchens kick), 9:20, 4th

MSU — Walker 32 run (Westerfield kick), 8:17, 4th

MSU — D.Lee 3 pass from Madkin (Westerfield kick), 1:30, 4th

TAMU — Toombs 25 run (Kitchens kick failed)

MSU — Griffith PAT return

MSU — Madkin 6 yd run

	MSU	TAMU
First Downs	16	14
Rushes-Yards	40-246	47-209
Passing Yards	71	133
Passes (C-A-I)	9-19-0	9-11-1
Total Offense	317	342
Fumbles-Lost	4-1	1-1
Penalties-Yards	6-45	7-71
Time of Possession	28:59	31:01

RUSHING: (MSU) Walker 16-143 3TD, Miller 11-48, Jus. Griffith 2-17, Madkin 11-38 TD. **(TAMU)** Toombs 35-193 3TD, Whitaker 8-16 TD, Weber 2-2, Farris 2-(-2).

PASSING: (MSU) Madkin 9-19-0-71 2TD. **(TAMU)** Farris 9-11-1-133 2TD.

RECEIVING: (MSU) Miller 4-30 TD, D.Lee 2-29 TD, Lindsey 1-7, Butler 1-3, Jus. Griffith 1-2. **(TAMU)** Ferguson 3-54 TD, Toombs 2-(-4), Johnson 1-35 TD, Porter 1-31, Taylor 1-15, Weber 1-2.

Attendance: 36,974



MISSISSIPPI STATE UCF

10 3

December 29, 2007 • Liberty Bowl Memorial Stadium • Memphis, Tenn.

Mississippi State cashed in on UCF's fourth turnover of the game, marching to the lone touchdown of the day late in the fourth quarter, to defeat the Knights 10-3 in the 49th renewal of the AutoZone Liberty Bowl, a game that was otherwise very defensive in nature.

With the win, MSU ended the 2007 season at 8-5, its most wins since 2000, and improved to 2-0 all-time over UCF which ended the year 10-4 after winning its last seven games and claiming the Conference USA crown. The Bulldogs also improved to 7-6 all-time in bowl games with the victory.

The late score, a 1-yard plunge by running back **Anthony Dixon**, came with just 1:54 remaining in the game. It capped a 10-play, 59-yard drive, State's longest of the day by almost 20 yards, that was setup by Bulldog **Keith Fitzhugh's** interception of Knight quarterback Kyle Israel, his third throwing miscue of the contest.

But until that point in the game, neither team had generated much offense in a game very much controlled by the defenses. Only two second quarter field goals - one by each team - graced the scoreboard in the first three quarters and the teams would combined for just 418 yards of total offense in the affair.

After a scoreless first quarter started what tied the lowest scoring first half in Liberty Bowl history, UCF finally broke scoring ice after gaining excellent field position at the Bulldog 46 early in the second period. The Knights then moved the ball 18 yards to set up a Michael Torres 45-yard field goal that just cleared the crossbar. UCF led 3-0 with 11:49 to go before the intermission.

After the Knights forced a State punt on the next drive, the Bulldogs got their first break of the afternoon. MSU's **Derek Pegues**, named the game's Most Valuable Player, picked off a pass at the Knight 46 and returned it 40 yards to the 6-yard line. UCF stood strong, however, and held MSU to a 22-yard **Adam Carlson** field goal, tying the game at the 6:02 mark.

UCF would have scoring chances on two consecutive drives in the third and fourth quarters but Torres, who came into the game having hit 19-of-21 field goals on the year, would miss from 32 and 37 yards on those drives, negating some offensive momentum that the Knights had built at that point in the contest.

Dixon ended the day with 86 yards on 24 carries for the Bulldogs, who managed just 198 yards from scrimmage the entire game.

The game's attendance of 63,816 established a Liberty Bowl record. The previous record of 61,497 was set in 1991 when the Bulldogs played Air Force.

UCF	0	3	0	0	=	3
Mississippi State	0	3	0	7	=	10

UCF — Torres 45 FG, 11:49, 2nd

MSU — Carlson 22 FG, 6:02, 2nd

MSU — Dixon 1 run, (Carlson kick), 1:54, 4th

	UCF	MSU
First Downs	13	10
Rushes-Yards	47-131	41-160
Passing Yards	88	39
Passes (C-A-I)	10-24-3	8-20-1
Total Offense	219	199
Fumbles-Lost	2-1	0-0
Penalties-Yards	3-25	5-45
Time of Possession	31:08	28:52

RUSHING: (UCF) Smith 35-119, Israel 11-13, Francis 1-(-1). **(MSU)** Dixon 24-86 TD, Burks 2-25, Carroll 6-21, Ducre 6-20, Smith 1-5, Hart 1-4, Team 1-(-1).

PASSING: (UCF) Israel 10-24-3-88. **(MSU)** Carroll 8-18-1-39, Henig 0-2-0-0.

RECEIVING: (UCF) Smith 3-12, Ross 2-27, Rabazinski 2-26, Watters 2-13, Aiken 1-10. **(MSU)** Ducre 3-10, Smith 2-7, Dixon 1-10, Hart 1-8, Burks 1-4.

Attendance: 63,816





#21 MISSISSIPPI STATE MICHIGAN

52 14

January 1, 2011 • EverBank Field • Jacksonville, Fla.

It was an offensive clinic from start to finish for Mississippi State, as the Bulldogs manufactured 485 total yards en route to a dominating 52-14 win against Michigan in the 66th annual Gator Bowl at EverBank Field.

Mississippi State set several school bowl records with points scored (52) and margin of victory (38). In addition, the 485 total yards of offense were second only to the 499 gained against North Carolina in the 1974 Sun Bowl at game's end.

Chris Relf, named the game's MVP, completed 18 of his 23 passes for 281 yards and three touchdowns. Relf, a junior from Montgomery, Alabama, also scored on the ground from 1-yard out and finished with 311 total yards.

As prolific as MSU's offense was, so too was the defense. The Bulldogs held the Wolverines (7-6) to 342 yards, with 153 coming in the opening quarter. Michigan did enjoy a 14-10 lead after the first frame, but failed to score another point the remainder of the game.

Quarterback Denard Robinson was limited to a season-low 51 yards after grounding out 59 in the first quarter. Robinson's arm produced the game's first points when he connected with Roy Roundtree for a 10-yard scoring strike. MSU quickly answered, though, and evened the score when Relf hit **Arceto Clark** from 4 yards out.

On their next possession, the Bulldogs took their first lead at 10-7 on a 42-yard field goal by **Derek DePasquale**. Back came the Wolverines, however, who went back on top following a 27-yard touchdown pass from Robinson to Martavious Odoms.

That play, though, would be Michigan's last highlight of the game. From that point, it was all Mississippi State.

With 11:38 left in the first half, **Vick Ballard** scored the first of his three touchdowns to give MSU a 17-14 lead. Then with 6:35 remaining, Relf found the end zone to extend the advantage to 24-14.

But the Bulldogs weren't done, as they scored again with 25 seconds left, this time on a 15-yard pass from Relf to **Ricco Sanders**, his first career TD reception, for a 31-14 lead.

In the second half, the Bulldogs, who converted 9 of their 17 third-down attempts and were 5-of-5 on fourth down, got two more touchdowns from Ballard covering 1 and 7 yards. Ballard finished the year with 19 rushing touchdowns, breaking the single-season mark of 16 set by **Jackie Parker** in 1952.

MSU's final points were the result of a 31-yard pass from Relf to **Michael Carr**, the first touchdown of his career.

Mississippi State	10	21	14	7	=	52
Michigan	14	0	0	0	=	14

MICH - Roundtree 10 pass from Robinson (Gibbons kick), 10:56, 1st

MSU - Arceto Clark 4 yd pass from Chris Relf (D. DePasquale kick), 5:31, 1st

MSU - D. DePasquale 42 yd field goal, 2:23, 1st

MICH - Odoms, M. 27 yd pass from Robinson, D. (Gibbons, B. kick), 0:34, 1st

MSU - Vick Ballard 2 yd run (D. DePasquale kick), 11:38, 2nd

MSU - Chris Relf 1 yd run (D. DePasquale kick), 6:35, 2nd

MSU - Ricco Sanders 15 yd pass from Chris Relf (D. DePasquale kick), 0:25, 2nd

MSU - Vick Ballard 1 yd run (D. DePasquale kick), 6:19, 3rd

MSU - Vick Ballard 7 yd run (D. DePasquale kick), 0:10, 3rd

MSU - Michael Carr 31 yd pass from Chris Relf (D. DePasquale kick), 10:31, 4th

	MSU	MICH
First Downs	26	17
Rushes-Yards	58-204	25-88
Passing Yards	281	254
Passes (C-A-I)	18-23-1	27-41-1
Total Offense	485	342
Fumbles-Lost	0-0	1-1
Penalties-Yards	3-23	5-40
Time of Possession	35:15	24:45

RUSHING: **(MSU)** Vick Ballard 20-76; L. Perkins 9-40; Robert Elliott 6-36; Chris Relf 15-30; Adrian Marcus 7-24; Tyler Russell 1-minus 2. **(Michigan)** Robinson, D. 11-59; Shaw, Michael 4-19; Smith, Vincent 7-13; Toussaint, F. 2-5; Grady, Kelvin 1-minus 8.

PASSING: **(MSU)** Chris Relf 18-23-1-281. **(Michigan)** Robinson, D. 27-41-1-254.

RECEIVING: **(MSU)** Chris Smith 4-46; Michael Carr 3-65; Arceto Clark 3-45; L. Perkins 2-79; Ricco Sanders 2-23; Brandon Heavens 2-12; Vick Ballard 2-11. **(Michigan)** Roundtree, Roy 9-53; Stonum, Darryl 7-59; Hemingway, J. 4-49; Koger, Kevin 2-42; Smith, Vincent 2-17; Odoms, M. 1-27; Toussaint, F. 1-5; Shaw, Michael 1-2.

Attendance: 68,325



MISSISSIPPI STATE WAKE FOREST

23 17

December 30, 2011 • LP Field • Nashville, Tenn.

Donning the maroon and white for the final time, senior running back **Vick Ballard** put the team on his back as he rushed for a career-high 180 yards and two touchdowns to propel Mississippi State to a 23-17 victory against Wake Forest in the Franklin American Mortgage Music City Bowl.

The Pascagoula, Mississippi, native was named MVP, while his production was the second best in MSU bowl history.

It was the Bulldogs' fifth consecutive bowl win, a streak that tied Rutgers for the longest in the nation at the time. MSU also improved to 9-6 in bowl outings, with a 4-2 mark against ACC foes.

Ballard deserves a bulk of the credit for MSU's latest achievement, breaking free down the sidelines for a 60-yard scoring scamper with 34 seconds left in the opening quarter to even the game at 7-apiece after the Demon Deacons had scored on a 14-yard run by Brandon Pendergrass.

In the second quarter, Mississippi State turned to its passing game to take the lead for good when senior quarterback **Chris Relf** connected with a wide open **Arceto Clark** for a 31-yard scoring strike and a 13-7 advantage following the missed PAT. The touchdown was set up when junior defensive end and All-American **Fletcher Cox** blocked a Wake Forest field goal.

The final points of the half resulted in a 33-yard **Derek DePasquale** field goal which put MSU up, 16-7.

In the second half, though, Wake Forest grabbed the early momentum when Tommy Bohanon closed the gap to 16-14 on a 1-yard plunge. However, it would be as close as the Demon Deacons would get.

Ballard made sure of that in the fourth quarter when he broke free for a 72-yard touchdown, the longest in MSU bowl history, to swell the lead to 23-14.

Wake would score again on a 46-yard field goal by Jimmy Newman, but from that point the MSU defense thwarted any comeback hopes by taking its play to another level.

Offensively, MSU outgained Wake, 382-287. Relf threw for 129 yards on 12-of-19 passing, while also rushing for another 64 yards.

The defense was led by the play of Cox and **Corey Broomfield**, who registered a career-best two tackles behind the line of scrimmage to go along with a team-high nine tackles. It was a unit that recorded 6.0 sacks, the most since having 7.0 in a 47-35 home win against No. 3 Florida on Sept. 30, 2000.



Mississippi State 7 9 0 7 = 23

Wake Forest 7 0 7 3 = 17

WF — Pendergrass 14 run (Newman kick), 4:24 1st

MSU — Vick Ballard 60 run (DePasquale kick), 3:04 1st

MSU — Arceto Clark 31 pass from Chris Relf (DePasquale kick failed), 12:41 2nd

MSU - DePasquale 33 yd field goal, 5:44 2nd

WF - Bohanon 1 run (Newman kick), 11:00 3rd

MSU - Vick Ballard 72 run (DePasquale kick), 12:53 4th

WF - Newman 46 yd field goal, 3:27 4th

	MSU	WF
First Downs	14	21
Rushes-Yards	39-253	38-63
Passing Yards	129	224
Passes (C-A-I)	12-20-2	26-48-0
Total Offense	382	287
Fumbles-Lost	3-2	0-0
Penalties-Yards	6-48	5-39
Time of Possession	24:10	35:50

RUSHING: (MSU) Ballard 14-180, Relf 15-64, Perkins 6-15, Team 2-(-2), Bumphis 2-(-4). **(WF)** Pendergrass 24-73, Reynolds 2-8, Givens 2-6, Bohanon 1-1, Team 1-(-1), Price 8-(-24).

PASSING: (MSU) Relf 12-19-2-129. **(WF)** Price 24-46-0-214, Wulfeck 1-1-0-1, Davis 1-1-0-9.

RECEIVING: (MSU) Smith 5-47, Clark 2-38, Ballard 2-9, M. Johnson 1-37, Perkins 1-1, Bumphis 1-(-3). **(WF)** Campanaro 10-128, Givens 9-54, Pendergrass 2-19, Parker 2-9, Price 1-9, Dembry 1-4, Bush 1-1.

Attendance: 55,208



MISSISSIPPI STATE #20 NORTHWESTERN

20 34

January 1, 2013 • EverBank Field • Jacksonville, Fla.

The No. 20 Northwestern Wildcats (10-3) downed the Mississippi State Bulldogs (9-5), 34-20, in the TaxSlayer.com Gator Bowl.

Northwestern wasted no time getting on the board when Quentin Williams returned a **Tyler Russell** interception 29 yards just 47 seconds into the game.

Jeff Budzien added a pair of field goals on the Wildcats next two drives from 34 and 37 yards, respectively. The Bulldog defense then stopped the Northwestern offense on back-to-back drives leading to MSU's first points of the day.

Devon Bell got the scoring going with a 27-yard field goal. After MSU forced a three-and-out, Russell connected with **Arceto Clark** for an 18-yard touchdown and sent State to the locker room only trailing by three.

Nickoe Whitley stopped Northwestern's first drive of the second half with the first of his two interceptions on the day. Three minutes later, Bell tied his career-long with a 47-yard field goal to square the game at 13 apiece.

The Wildcats quickly retook the lead with a six-play, 76-yard drive that only took 1:12 off the clock and then added another touchdown with 1:35 left in the third quarter to take 27-13 lead into the final stanza.

MSU tacked on another touchdown when Russell floated a pass to **Malcolm Johnson** in the center of the end zone just 3:18 into the fourth quarter.

The MSU defense forced another three-and-out on Northwestern's next drive but, Russell's fourth interception of the day was returned 44 yards to the 5-yard line. The Wildcats punched in their final touchdown to secure the win.

Josh Robinson finished the game as State's leading rusher with 91 yards on seven carries. Junior **LaDarius Perkins** added 85 yards on 19 carries.

Clark finished with three catches for 36 yards and a touchdown, while Johnson hauled in two catches for 24 yards and a score. **Chad Bumphis** also grabbed three catches for 18 yards in his final game as a Bulldog.

Russell completed 12-of-28 for 106 yards, two touchdowns and four interceptions.



Mississippi State	0	10	3	7	=	20
Northwestern	10	3	14	7	=	34

NU - Williams 29 yd interception return (Budzien kick), 14:13 1st

NU - Budzien 34 yd field goal, 4:49 1st

NU - Budzien 37 yd field goal, 14:48 2nd

MSU - Devon Bell 27 yd field goal, 4:48 2nd

MSU - Arceto Clark 18 yd reception from Tyler Russell (Bell kick), 1:06, 2nd

MSU - Bell 47 yd field goal, 10:37 3rd

NU - Jones 3 yd run (Budzien kick), 9:25 3rd

NU - Siemian 4 yd run (Budzien kick), :26 3rd

MSU - Malcolm Johnson 14 yd reception from Russell (Bell kick), 11:42 4th

NU - Mark 3 yd run (Budzien kick) 8:10 4th

	MSU	NU
First Downs	18	19
Rushes-Yards	33-186	40-161
Passing Yards	106	196
Passes (C-A-I)	12-29-4	21-36-3
Total Offense	292	357
Fumbles-Lost	0-0	1-0
Penalties-Yards	6-47	2-20
Time of Possession	26:12	33:48

RUSHING: (MSU) Perkins 19-91, Robinson 7-91, Prescott 2-20, Bumphis 1-3, Russell 4-11. **(NU)** Colter 11-73, Mark 13-60, Siemian 2-14, Jones 6-14, Trumpy 3-7, Riley 2-5, Team 3-0.

PASSING: (MSU) Russell 12-28-4-106, Prescott 0-1-0-0. **(NU)** Siemian 12-20-1-120, Colter 9-16-2-76.

RECEIVING: (MSU) Clark 3-36, M. Johnson 2-24, Smith 2-24, Bumphis 3-18, Marcus 1-7, Robinson 1-(-3) **(NU)** Vitale 7-82, Fields 2-41, Jones 5-39, Lawrence 2-18, Prater 2-7, Riley 1-6, Mark 2-3

Attendance: 48,612



MISSISSIPPI STATE RICE

44 7

December 31, 2013 • Liberty Bowl Memorial Stadium • Memphis, Tenn.

Mississippi State ended the year and its 2013 season with a fitting celebration, ousting the Rice Owls, 44-7, to claim victory in the 55th AutoZone Liberty Bowl. The margin of victory was the largest in any bowl game played 2013.

With the win, the Bulldogs secured their fourth straight winning season and **Dan Mullen** earned the record for most bowl wins by any MSU coach ever.

State dominated the game on both sides of the ball, with the defense holding Rice's top-15 national rushing attack to only 61 yards on the ground in the game, while the Bulldog offense racked up 533 total yards on the other side of the ball.

After the Owls took an early 7-0 lead, the Bulldogs went on to score 44 unanswered points in the convincing win. Five different State players scored touchdowns in the contest.

State set school and Liberty Bowl records in the game. Sophomore quarterback **Dak Prescott** accounted for five touchdowns responsible for (a Liberty Bowl record) while throwing for 283 yards and three scores and rushing for two others. Junior receiver **Jameon Lewis** set the all-time MSU record for receiving yards in any game - regular or post season - with 220 yards on nine catches.

MSU ended 2013 on a flurry, winning consecutive overtime games at Arkansas and against arch rival Ole Miss at home to become bowl eligible.

Rice	7	0	0	0	=	7
Mississippi State	7	20	14	3	=	44

RICE — Charles Ross 1 yd run (Boswell kick), 6:41 1st

MSU — LaDarius Perkins 10 yd pass from Dak Prescott (Sobiesk kick), 2:01 1st

MSU — Ashton Shumpert 1 yd run (Sobiesk kick), 9:49 2nd

MSU — Malcolm Johnson 13 yd pass from Dak Prescott (kick blocked), 4:32 2nd

MSU — Artimus Samuel 4 yd pass from Dak Prescott (Sobiesk kick), 0:10 2nd

MSU — Dak Prescott 5 yd run (Sobiesk kick), 7:25 3rd

MSU — Dak Prescott 11 yd run (Sobiesk kick), 1:42 3rd

MSU — Taylor Earhart 19 yd field goal, 4:45 4th

	RICE	MSU
First Downs	7	27
Rushes-Yards	32-61	46-239
Passing Yards	84	294
Passes (C-A-I)	8-16-0	18-30-0
Total Offense	145	533
Fumbles-Lost	2-1	1-1
Penalties-Yards	3-18	2-30
Time of Possession	24:42	35:18

RUSHING: (RICE) Charles Ross 10-28, Jowan Davis 7-21, Luke Turner 4-17, Dennis Parks 1-2, Team 1-(-1), Taylor McHargue 6-(-2), Driphus Jackson 3-(-4). **(MSU)** Dak Prescott 14-78, LaDarius Perkins 13-47, Josh Robinson 3-45, Ashton Shumpert 7-29, Nick Griffin 4-18, Damian Williams 3-11, Sam Cowart 1-6, Josh Hand 1-5.

PASSING: (RICE) Taylor McHargue 8-15-0-84, Driphus Jackson 0-1-0-0. **(MSU)** Dak Prescott 17-28-0-283, Damian Williams 1-2-0-11.

RECEIVING: (RICE) Dennis Parks 3-38, Connor Cella 1-19, Klein Kubiak 1-15, Donte Moore 1-6, Andre Gautreaux 1-4, Jordan Taylor 1-2. **(MSU)** Jameon Lewis 9-220, De'Runnya Wilson 3-37, Malcolm Johnson 1-13, LaDarius Perkins 1-10, Robert Johnson 1-10, Artimus Samuel 1-4, Josh Robinson 1-3, Ashton Shumpert 1-(-3).

Attendance: 57,846





#7 MISSISSIPPI STATE #12 GEORGIA TECH

34 49

December 31, 2014 • Sun Life Stadium • Miami Gardens, Fla.

Mississippi State fell behind 14-0 in the first quarter and Georgia Tech's triple-option attack proved to be the difference in a 49-34 score in the 2014 Capital One Orange Bowl at Sun Life Stadium. It was the Bulldogs' first appearance in the contest in 73 years, capping a 10-win season.

A turnover on MSU's first possession led to a Tech touchdown, setting the tone for the rest of the evening. Both teams combined for nearly 1,200 total yards with most of State's coming through the air and nearly all of Tech's on the ground.

MSU junior quarterback **Dak Prescott** set several records over the course of the evening, throwing for over 400 yards and becoming the all-time record Bulldog holder for yards in a career at MSU, surpassing **Don Smith**. He also set the school single-game record for total offense with exactly 500 yards against Tech, 453 coming through the air. The highlight of the evening was Prescott's Hail Mary 42-yard touchdown pass to **Fred Ross** as time expired in the first half. Ross caught the touchdown off a deflection in the end zone that pulled the Bulldogs to within 21-20.

However, Tech's ground attack quickly got rolling in the second half with a 69-yard touchdown run a minute into the third quarter. The Yellow Jackets scored 21 straight points. MSU's **De'Runnya Wilson** caught two touchdown passes in the fourth quarter but it proved to be too late.



Mississippi State	0	20	0	14	=	34
Georgia Tech	14	7	21	7	=	49

GT — Synjyn Days 3 yd run (Butker kick), 12:38 1st
GT — Darren Waller 41 yd pass from Justin Thomas (Butker kick), 2:37 1st
MSU — Evan Sobiesk 32 yd field goal, 12:57 2nd
MSU — Dak Prescott 5 yd run (Sobiesk kick), 9:53 2nd
MSU — Evan Sobiesk 30 yd field goal, 5:12 2nd
GT — Justin Thomas 13 yd run (Butker kick), 00:29 2nd
MSU — Fred Ross 42 yd pass from Dak Prescott (Sobiesk kick), 00:00 2nd
GT — Synjyn Days 69 yd run (Butker kick), 14:05 3rd
GT — Justin Thomas 32 yd run (Butker kick), 7:58 3rd
GT — Justin Thomas 15 yd run (Butker kick), 4:17 3rd
MSU — De'Runnya Wilson 7 yd pass from Dak Prescott (Sobiesk kick), 14:53 4th
GT — Synjyn Days 4 yd run (Butker kick), 11:54 4th
MSU — De'Runnya Wilson 12 yd pass from Dak Prescott (Sobiesk kick), 2:20 4th

	MSU	GT
First Downs	33	26
Rushes-Yards	33-152	61-452
Passing Yards	453	125
Passes (C-A-I)	33-51-1	7-12-1
Total Offense	605	577
Fumbles-Lost	1-1	1-0
Penalties-Yards	5-40	3-45
Time of Possession	25:13	34:47

RUSHING: (MSU) Josh Robinson 13-75, Dak Prescott 15-47, Ashton Shumpert 4-25, Jameon Lewis 1-5.
(GT) Synjyn Days 21-171, Justin Thomas 14-121, Zach Laskey 10-63, Charles Perkins 7-59, Deon Hill 5-23, B.J. Bostic 2-15, Dennis Andrews 1-1.

PASSING: (MSU) Dak Prescott 33-51-1-453. **(GT)** Justin Thomas 7-12-1-125.

RECEIVING: (MSU) Joe Morrow 6-117, De'Runnya Wilson 9-105, Fred Ross 6-102, Jameon Lewis 5-63, Malcolm Johnson 3-36, Robert Johnson 2-17, Gus Walley 1-7, Fred Brown 1-6. **(GT)** Darren Waller 5-114, Micheal Summers 2-11.

Attendance: 58,211



NC STATE MISSISSIPPI STATE

28 51

December 30, 2015 • Bank of America Stadium • Charlotte, N.C.

In a fitting end to the greatest career in MSU history, **Dak Prescott** threw for a then-Belk Bowl-record 380 yards and four touchdowns on a rain-soaked field as MSU capped a nine-win season with a 51-28 blowout of NC State in Charlotte.

Selected the game MVP, Prescott completed 25-of-42 passes and ran for 47 yards joining Colin Kaepernick, Tim Tebow, Dan LeFevour as the only players in FBS history to throw for 9,000 yards and run for 2,500 yards in a career. The Bulldog defense set the tone early. On the first play from scrimmage, defensive end **Jonathan Calvin** hit Jacoby Brissett as he released the ball and linebacker **Gerri Green** came up with the diving interception. Five plays later, **Fred Ross** hauled in a pass from Prescott in the left flat, turned up the left sideline and raced 14 yards for a score.

Brissett had another pass picked off later in the first quarter and Prescott capitalized by finding **De'Runnya Wilson** for a 28-yard scoring strike. MSU made it 21-0 when Ross scored on a 33-yard reverse.

Prescott lobbed his third TD pass of the game to Holloway over a blitzing defense to put the Bulldogs up 37-21 late in the third quarter. The senior quarterback hit Holloway in stride on a go route along the right sideline for a 55-yard touchdown in the fourth quarter.

Beniquez Brown and **J.T. Gray** led all tacklers with nine.

Prescott was lifted in the final minute to a standing ovation. The win propelled MSU to back-to-back seasons of at least nine victories for the first time in school history.



NC State	0	14	7	7	=	28
Mississippi State	14	17	6	14	=	51

MSU — Fred Ross 14 yd pass from Dak Prescott (Graves kick), 13:33 1st
MSU — De'Runnya Wilson 28 yd pass from Dak Prescott (Graves kick), 3:31 1st
MSU — Fred Ross 33 yd run (Graves kick), 12:17 2nd
NCSU — Pharoah McKeever 82 yd pass from Jacoby Brissett (Bambard kick), 11:16 2nd
NCSU — Jaylen Samuels 48 yd run (Bambard kick), 6:43 2nd
MSU — Justin Malone 0 yd fumble recovery (Graves kick), 3:18 2nd
MSU — Westin Graves 39 yd field goal, 0:14 2nd
NCSU — Jacoby Brissett 3 yd run (Bambard kick) 7:20 3rd
MSU — Brandon Holloway 10 yd pass from Dak Prescott (kick failed), 1:16 3rd
MSU — Brandon Holloway 55 yd pass from Dak Prescott (Graves kick), 9:41 4th
MSU — Aeris Williams 33 yd run (Graves kick), 5:38 4th
NCSU — Jaylen Samuels 1 yd run (Bambard kick), 0:45 4th

	NCSU	MSU
First Downs	20	26
Rushes-Yards	51-210	35-189
Passing Yards	214	380
Passes (C-A-I)	12-28-2	25-42-1
Total Offense	424	569
Fumbles-Lost	1-0	3-0
Penalties-Yards	4-50	5-55
Time of Possession	32:05	27:55

RUSHING: (NCSU) Nyheim Hines 13-70; Jacoby Brissett. 26-67; Jaylen Samuels 3-53; Dawaka Nichols 6-22; Bra'Lon Cherry. 1-0; TEAM 2-minus 2. (MSU) - Dak Prescott 12-47; Brandon Holloway 13-41; Aeris Williams 3-39; Fred Ross 1-33; Ashton Shumpert 5-27; Dontavian Lee 1-2; Justin Malone 0-0.

PASSING: (NCSU) - Jacoby Brissett 12-28-2-214. (MSU) - Dak Prescott 25-42-1-380.

RECEIVING: (NCSU) - Jumichael Ramos 5-75; David Grinnage 2-18; Johnathan Alston 2-16; Pharoah McKeever 1-82; Bra'Lon Cherry 1-25; Jaylen Samuels; TEAM 1-minus 2. (MSU) - Fred Ross 7-74; De'Runnya Wilson 5-96; Brandon Holloway 4-78; Malik Dear 3-25; Fred Brown 2-41; Donald Gray 2-40; Darriion Hutcherson 2-26.

Attendance: 46,423



MIAMI [OHIO] MISSISSIPPI STATE

16
17

December 26, 2016 • Tropicana Field • St. Petersburg, Fla.

A pair of blocked kicks, a field goal and two touchdown runs from quarterback **Nick Fitzgerald** led Mississippi State to a 17-16 victory over Miami [Ohio] in the 2016 St. Petersburg Bowl. With some last-second theatrics, State's **Nelson Adams** blocked Miami's potential game-winning field goal attempt with five seconds left to lift MSU to the win.

It was MSU's second block of the game with the Bulldogs' **Johnathan Calvin** also knocking down a Miami extra point attempt early in the game that would ultimately provide the one-point difference in State's triumph. Fitzgerald was named MVP of the game after totaling 268 yards and two touchdowns. He completed 13-of-26 passes for 126 yards, while he tied **Anthony Dixon's** program record with his eighth 100-yard rushing game of the year, running for a total of 142 yards and two touchdowns.

After a slow start to the game (State trailed 9-0 in the second quarter), MSU's offense began to pick up near the end of the first half, scoring on a 2-yard keeper by Fitzgerald with 22 seconds left before the intermission. Following a 44-yard touchdown run by Fitzgerald and an interception by sophomore cornerback **Jamoral Graham** in the third quarter, junior place kicker **Westin Graves** gave MSU its first lead of the game in the fourth quarter, hitting a 36-yard field goal to put the Bulldogs up 17-16.

The Bulldogs were paced defensively by senior linebacker **Richie Brown** with nine tackles, in addition to a forced fumble.

Miami [Ohio]	3	6	7	0	=	16
Mississippi State	0	7	7	3	=	17

MIAMI — Nick Dowd 18 yd field goal, 10:07 1st

MIAMI — James Gardner 6 yd pass from Gus Ragland (Nick Dowd kick blocked), 8:36 2nd

MSU — Nick Fitzgerald 2 yd run (Westin Graves kick), 0:22 2nd

MIAMI — Ryan Smith 1 yd pass from Gus Ragland (Nick Dowd kick), 8:11 3rd

MSU — Nick Fitzgerald 44 yd run (Westin Graves kick), 4:15 3rd

MSU — Westin Graves 36 yd field goal, 12:03 4th

	MIAMI	MSU
First Downs	24	18
Rushes-Yards	35-170	33-199
Passing Yards	263	136
Passes (C-A-I)	22-31-1	13-27-0
Total Offense	433	335
Fumbles-Lost	1-1	0-0
Penalties-Yards	3-30	2-25
Time of Possession	35:08	24:52

RUSHING: (MIAMI) Kenny Young 9-67; Gus Ragland. 17-62; Maurice Thomas 3-33; Alonzo Smith 4-20; Team 2-0. **(MSU)** - Nick Fitzgerald 18-134; Aeris Williams 12-64; Malik Dear 1-3; Ashton Shumpert 1-2; Team 1-0.

PASSING: (MIAMI) - Gus Ragland 22-30-1-263; Rokeem Williams 0-1-0-0 **(MSU)** - Nick Fitzgerald 13-26-0-136; Damian Williams 0-1-0-0

RECEIVING: (MIAMI) - Ryan Smith 7-72; James Gardner 5-92; Rokeem Williams 4-38; Kenny Young 3-29; Jared Murphy 1-20; Maurice Thomas 1-6; Alexx Zielinski 1-6. **(MSU)** - Fred Ross 4-44; Malik Dear 2-19; Donald Gray 2-18; Aeris Williams 1-24; Farrod Green 1-13; Keith Mixon 1-11; Justin Johnson 1-8.

Attendance: 15,717





LOUISVILLE #23 MISSISSIPPI STATE

27 31

December 30, 2017 • EverBank Field • Jacksonville, Fla.

With an interim coaching staff in place and injuries keeping big-time player makers off the field, true freshman **Keytaon Thompson**, in his first-ever start at quarterback, turned in a record-breaking performance against Heisman Trophy winner Lamar Jackson and Louisville as MSU capped off a nine-win season and earned the program's third consecutive bowl victory ousting the Cardinals 31-27 in Jacksonville.

Thompson finished 11-of-20 passing for 127 yards and one interception. The true freshman quarterback posted an MSU bowl record with 27 rushing attempts for 147 yards and three rushing scores. Ultimately, MSU racked up 404 yards of offense behind Thompson's leadership.

MSU's defense kept Jackson contained as the Bulldog defense recorded six pass break-ups, 6.0 sacks and four interceptions. Selected as the TaxSlayer Bowl MVP, **Mark McLaurin** tallied three of MSU's four interceptions to set an MSU bowl record.

Louisville led 21-17 at halftime and 24-17 through three quarters, but State rallied to outscore the Cardinals, 14-3, in the final quarter on the strength of two of Thompson's three rushing touchdowns, as well as two of McLaurin's three interceptions.



Louisville	7	14	3	3	=	27
Mississippi State	14	3	0	14	=	31

MSU — Aeris Williams 5 yd run (Christmann kick), 10:47 1st

LOU — Charles Standberry 5 yd pass from Lamar Jackson (Creque kick), 6:35 1st

MSU — Keytaon Thompson 14 yd run (Christmann kick), 3:11 1st

LOU — Lamar Jackson 13 yd run (Creque kick), 10:29 2nd

MSU — Jace Christmann 23 yd field goal, 4:21 2nd

LOU — Jay Smith 11 yd pass from Lamar Jackson (Creque kick), 0:19 2nd

LOU — Blanton Creque 23 yd field goal, 3:14 3rd

MSU — Keytaon Thompson 2 yd run (Christmann kick), 13:22 4th

LOU — Blanton Creque 31 yd field goal, 7:38 4th

MSU — Keytaon Thompson 1 yd run (Christmann kick), 3:39 4th

	LOU	MSU
First Downs	20	23
Rushes-Yards	39-187	55-277
Passing Yards	171	127
Passes (C-A-I)	13-31-4	11-20-1
Total Offense	358	404
Fumbles-Lost	1-0	2-2
Penalties-Yards	6-42	11-100
Time of Possession	30:21	29:39

RUSHING: (LOU) - Lamar Jackson 24-158; Reggie Bonnafon 7-8; Malik Williams 5-13; Dae Williams 3-3.

(MSU) - Keytaon Thompson 27-147; Aeris Williams 12-88; Kylin Hill 8-29; Nick Gibson 6-13; Jesse Jackson 1-1; TEAM 1-minus 1.

PASSING: (LOU) - Lamar Jackson 13-31-4-171. **(MSU)** - Keytaon Thompson 11-20-1-127.

RECEIVING: (LOU) - Jaylen Smith 7-107; Seth Dawkins 3-38; Charles Standberry 2-10; Kemari Averett 1-16. **(MSU)** - Jesse Jackson 3-38; Jordan Thomas 2-36; Reggie Todd 2-32; Jamal Couch 2-28; Dedrick Thomas 2-minus 7.

Attendance: 41,310



#18 MISSISSIPPI STATE IOWA

22 27

January 1, 2019 • Raymond James Stadium • Tampa, Fla.

A late fourth-quarter comeback attempt fell just short for No. 18 Mississippi State on New Year's Day as the Bulldogs dropped a 27-22 decision to Iowa in the Outback Bowl. **Nick Fitzgerald** led the Bulldog offense into Iowa territory with seconds remaining in the contest, but a failed fourth-down attempt handed the victory to the Hawkeyes.

MSU got out to a 6-0 lead with a pair of first-quarter field goals by **Jace Christmann**, but the Hawkeyes cut State's lead in half with a 44-yard kick by Miguel Recinos. Iowa then scored a pair of touchdowns through the air, with Nate Stanley hitting Nick Easley and Ihmir Smith-Marsette, respectively, to give the Hawkeyes a 17-6 lead at the half.

The Bulldogs would come out of the locker room hot to score a pair of touchdowns within 18 seconds of one another. A **Willie Gay Jr.**, interception return to the Iowa 6-yard line set up **Kylin Hill**'s 1-yard push over the goal line on a swing pass from Fitzgerald. A few seconds later, **Mark McLaurin** recovered a fumble on the kickoff return at the Iowa 33. The next play, Fitzgerald scampered for his 101st career touchdown to give State a 19-17 lead.

Iowa would reclaim the lead at 24-19 on an 8-yard touchdown catch by Easley late in the third quarter. Christmann and Recinos exchanged field goals in the fourth, giving Iowa a 27-22 advantage with 5:51. State regained possession with 2:22 left, having to go 68 yards to score the go-ahead touchdown, but with no timeouts remaining. Fitzgerald led the MSU offense into Hawkeye territory, but the nine-play drive ended on an incomplete fourth-down pass with 25 seconds left, turning the ball over on downs. Iowa took a knee to secure the victory.

In his final game as a Bulldog, Fitzgerald totaled 255 yards of total offense, passing for 152 while gaining 103 on the ground for his 21st 100-yard rushing performance. Also playing in his final game at MSU, **Jeffery Simmons** highlighted the defense, notching 1.0 sack and 2.5 tackles for loss to pace the Maroon and White.



Mississippi State	6	0	13	3	=	22
Iowa	0	17	7	3	=	27

MSU - Jace Christmann 44 yd field goal, 6:37 1st

MSU - Jace Christmann 42 yd field goal, 0:45 1st

IOWA - Miguel Recinos 44 yd field goal, 10:02 2nd

IOWA - Nick Easley 75 yd pass from Nate Stanley (Miguel Recinos kick), 7:55 2nd

IOWA - Ihmir Smith-Marsette 15 yd pass from Nate Stanley (Miguel Recinos kick), 6:18 2nd

MSU - Kylin Hill 1 yd pass from Nick Fitzgerald (Nick Fitzgerald pass failed), 11:26 3rd

MSU - Nick Fitzgerald 33 yd run (Jace Christmann kick), 11:08 3rd

IOWA - Nick Easley 8 yd pass from Nate Stanley (Miguel Recinos kick), 1:55 3rd

MSU - Jace Christmann 20 yd field goal, 12:04 4th

IOWA - Miguel Recinos 40 yd field goal, 5:51 4th

	MSU	IOWA
First Downs	15	11
Rushes-Yards	42-190	20-(-15)
Passing Yards	152	214
Passes (C-A-I)	14-32-2	21-31-1
Total Offense	342	199
Fumbles-Lost	1-1	1-1
Penalties-Yards	8-90	0-0
Time of Possession	33:34	26:26

RUSHING: (MSU) - Nick Fitzgerald 20-103; Kylin Hill 12-43; Aeris Williams 6-22; Nick Gibson 1-12; Keytaon Thompson 3-10. **(IOWA)** - Toren Young 3-7; Ihmir Smith-Marsette 5-0; Team 1-minus 1; Mekhi Sargent 7-minus 3; Nate Stanley 4-minus 18.

PASSING: (MSU) - Nick Fitzgerald 14-32-2-152. **(IOWA)** - Nate Stanley 21-31-1-214.

RECEIVING: (MSU) - Stephen Guidry 1-51; Osirus Mitchell 2-42; Aeris Williams 3-19; Dedrick Thomas 2-16; Kylin Hill 3-12; Farrod Green 1-7; Justin Johnson 2-5. **(IOWA)** - Nick Easley 8-104; T.J. Hockenson 3-43; Brandon Smith 3-33; Ihmir Smith-Marsette 4-29; Mekhi Sargent 1-4; Toren Young 2-1.

Attendance: 40,518



MISSISSIPPI STATE LOUISVILLE

28 38

December 30, 2019 • Nissan Stadium • Nashville, Tenn.

Mississippi State dropped a 38-28 decision to Louisville in the Music City Bowl. **Tommy Stevens**, in his final game as a Bulldog, led Mississippi State's offensive attack, registering 221 yards through the air and 71 on the ground. **Stephen Guidry** was the Bulldogs' leading receiver, notching 76 yards on a career-high six receptions as he accounted for one touchdown.

Willie Gay Jr. paced the Bulldog defense with a career-high 11 total tackles, all of which were solo. **Marcus Murphy** and **Tim Washington** followed with 10 and eight stops, respectively. **Kobe Jones** tallied two sacks, the most of his career, while **Marquiss Spencer** and **Aaron Brule** each recorded one. Brule's sack marked the first of his career.

Gay Jr. forced a fumble that was recovered by Washington, for the first fumble recovery of his career. Gay Jr. has recorded an interception, forced fumble or fumble recovery in seven of his last nine games.

With Washington's takeaway, State has collected at least one takeaway in 26 of their last 29 games and has compiled 51 over the stretch.

State raced out to a 14-0 lead at the 10:19 mark in the second quarter after a pair of rushing touchdowns by seniors **Stevens** and **Nick Gibson**.

Louisville found the endzone four times and added a field goal for 31 unanswered points in the second, third and fourth quarters to gain a 31-14 advantage with 13:52 remaining in the contest.

Stevens led the Bulldogs on a 75-yard march to the end zone, highlighted by a 23-yard pass to **Osirus Mitchell** and two receptions by **Farrod Green** and **Geor'quarius Spivey** that resulted in 20 yards. The drive culminated with an 18-yard pass to Guidry to cut the Cardinals' lead to 31-21 at the 10:25 mark.

Louisville extended their lead to 17 as Javian Hawkins capped off a six-play drive with a 5-yard rush into the end zone. Hawkins also recorded a 24-yard rush during the drive.

Stevens scampered 22 yards before connecting on a 20-yard pass to Guidry and 16-yard pass to Green to land at Louisville's 35-yard line. Three plays later, Stevens found Mitchell from 24 yards out to bring the Bulldogs to a final margin of 38-28.



Mississippi State	7	7	0	14	=	28
Louisville	0	10	14	14	=	38

MSU - Tommy Stevens 3 yd run (Jace Christmann kick), 4:48 1st

MSU - Nick Gibson 3 yd run (Jace Christmann kick), 10:19 2nd

LOU - Marshon Ford 33 yd pass from Tutu Atwell (Ryan Chalifoux kick), 7:57 2nd

LOU - Ryan Chalifoux 31 yd field goal, 0:00 2nd

LOU - Devante Peete 24 yd pass from Micale Cunningham (Ryan Chalifoux kick), 5:01 3rd

LOU - Khane Pass 31 yd fumble recovery (Ryan Chalifoux kick), 2:51 3rd

LOU - Marshon Ford 8 yd pass from Micale Cunningham (Ryan Chalifoux kick), 13:52 4th

MSU - Stephen Guidry 18 yd pass from Tommy Stevens (Jace Christmann kick), 10:25 4th

LOU - Javian Hawkins 5 yd run (Ryan Chalifoux kick), 2:13 4th

MSU - Osirus Mitchell 24 yd pass from Tommy Stevens (Jace Christmann kick), 0:27 4th

	MSU	LOU
First Downs	24	23
Rushes-Yards	36-145	44-198
Passing Yards	221	312
Passes (C-A-I)	17-26-0	17-25-0
Total Offense	366	510
Fumbles-Lost	4-2	1-1
Penalties-Yards	2-20	6-50
Time of Possession	28:26	31:34

RUSHING: (MSU) - Tommy Stevens 17-71; Nick Gibson 8-54; Lee Witherspoon 4-17; Kylin Hill 7-3.

(LOU) - Javian Hawkins 23-105; Micale Cunningham 16-81; Tutu Atwell 1-9; Hassan Hall 3-4; Team 1-minus 1.

PASSING: (MSU) - Tommy Stevens 17-26-0-221. **(LOU)** - Micale Cunningham 16-23-0-279; Tutu Atwell 1-2-0-33.

RECEIVING: (MSU) - Stephen Guidry 6-76; Farrod Green 3-23; Osirus Mitchell 2-47; Javonte Payton 2-39; Geor'quarius Spivey 1-13; Dedrick Thomas 1-11; Nick Gibson 1-6; Kylin Hill 1-6. **(LOU)** - Tutu Atwell 9-147; Marshon Ford 3-53; Dez Fitzpatrick 2-37; Justin Marshall 1-29; Devante Peete 1-24; Jordan Davis 1-22.

Attendance: 46,850



#22 TULSA MISSISSIPPI STATE

26
28

December 31, 2020 • Amon G. Carter Stadium • Fort Worth, Texas

Mississippi State brought 2020 to a close with a victory as the Bulldogs edged No. 24 Tulsa 28-26 in the Lockheed Martin Armed Forces Bowl at Amon G. Carter Stadium.

The game started in exciting fashion as MSU's freshman **Lideatrick Griffin** returned the opening kickoff 53 yards to the Tulsa 39-yard line. Just three plays later, **Jo'quavious Marks** darted into the end zone for a 28-yard rushing touchdown, and State led 7-0 just 1:19 into the contest.

The remainder of the first half took a turn very much to the defensive side of the ball, as the Golden Hurricane managed only a pair of fields goals. The Bulldogs led 7-6 at the intermission.

In the second half, both teams' offenses seemed to get back on track. After forcing a three-and-out on Tulsa's first drive of the third quarter, State marched 64 yards on nine plays for a touchdown. Quarterback **Will Rogers** capped the drive with a 13-yard scoring rush. Tulsa answered with a 7-play, 75-yard drive, Deric Prince scampering in from 14 yards out to cut the State lead back to one at 14-13.

Tulsa would force a turnover on downs on MSU's next drive, but the Bulldogs would return the favor on the ensuing drive when **Emmanuel Forbes** picked off TU quarterback Zach Smith and returned it 90 yards for a touchdown. State led 21-13 with 3:29 remaining in the third period.

After an MSU punt attempt went awry and left the Golden Hurricane with excellent field position, Tulsa drove 32 yards for a score. However, the ensuing two-point try failed, leaving the Bulldogs in the lead at 21-19 with 12:30 to go in regulation.

State then answered with a solid 11-play, 65-yard jaunt to take a 28-19 advantage. Rogers found Griffin on a 13-yard touchdown strike to cap the 4:29 march. The play ended a huge day for Griffin who amassed 155 all-purpose yards, including two kick returns of 40-plus yards.

The Bulldogs would then get what would be seemingly be the game clincher late in the fourth. With Tulsa driving inside the MSU 10-yard line, State's **Tyrus Wheat** intercepted Smith. Though the play didn't totally end the game, it did two big things at the time - halted a potential TU touchdown and gave State possession with the opportunity to run more time off the clock.

The Golden Hurricane was able to stop State quickly on the ensuing drive and score a touchdown to cut the margin to two at 28-26 with 1:23 on the clock. Tulsa's onside kick attempt was recovered by the Bulldogs and, as TU had no timeouts remaining, MSU was able to run the clock out for the victory.



Tulsa	0	6	7	13	=	26
Mississippi State	7	0	14	7	=	28

MSU - Jo'quavious Marks 28 yd run (Jace Christmann kick), 13:41 1st

TLS - Zack Long 27 yd field goal, 11:15 2nd

TLS - Zack Long 33 yd field goal, 2:34 2nd

MSU - Will Rogers 13 yd run (Jace Christmann kick), 9:04 3rd

TLS - Deric Prince 14 yd run (Zack Long kick), 6:37 3rd

MSU - Emmanuel Forbes 90 yd interception return (Jace Christmann kick), 3:29 3rd

TLS - Corey Taylor II 5 yd run (Zach Smith pass failed), 12:30 4th

MSU - Lideatrick Griffin 13 yd pass from Will Rogers (Jace Christmann kick), 8:01 4th

TLS - Keylon Stokes 15 yd pass from Zach Smith (Zack Long kick), 1:23 4th

	TLS	MSU
First Downs	27	16
Rushes-Yards	40-137	30-123
Passing Yards	347	148
Passes (C-A-I)	26-46-2	19-30-0
Total Offense	484	271
Fumbles-Lost	0-0	0-0
Penalties-Yards	7-66	11-102
Time of Possession	31:19	28:41

RUSHING: (MSU) - Jo'quavious Marks 11-72; Dillon Johnson 10-57; Lee Witherspoon 2-9, Team 2-minus 6, Will Rogers, 5-minus 9. **(TLS)** - Corey Taylor II 20-85; Deric Prince 8-41; JuanCarlos Santana 1-6; Keylon Stokes 1-4; Zach Smith 10-1.

PASSING: (MSU) - Will Rogers 19-30-0-148. **(TLS)** - Zach Smith 26-46-2-347.

RECEIVING: (MSU) - Austin Williams 3-42; Jo'quavious Marks 4-30; Jaden Walley 4-27; Lideatrick Griffin 2-17; Malik Heath 3-16; Dillon Johnson 2-13; Osirus Mitchell 1-3. **(TLS)** - Keylon Stokes 9-117; JuanCarlos Santana 4-112; Malik Rodgers 5-51; Sam Crawford Jr. 4-41; Josh Stewart 2-17; Corey Taylor II 1-5; Josh Johnson 1-4.

Attendance: 9,000



SINGLE-GAME DEFENSIVE RECORDS

MOST SACKS

9, Tulane (11-11-1989); at Ole Miss (11-30-1996)

MOST PLAYS AGAINST

104, Samford (10-29-2016)

FEWEST PLAYS AGAINST

35, Samford (9-21-1963)

MOST NET YARDS ALLOWED

736, at Houston (10-4-1969)

FEWEST NET YARDS ALLOWED

26, Samford (9-21-1963)

LOWEST YARDS-PER-PLAY ALLOWED

0.7, Charleston Southern (9-2-2017) [42 for 33 yards]

MOST TOUCHDOWNS ALLOWED

10, at Houston (10-4-1969)

MOST FUMBLES CAUSED

11, Kentucky (10-18-1952); at Alabama (10-31-1981)

MOST FUMBLES RECOVERED

7, at Memphis (10-16-1976); at Alabama (10-31-1981)

MOST TURNOVERS CAUSED

8, Many Times [Last: vs. Florida (9-24-1977)]

MOST RUSHING ATTEMPTS AGAINST

84, at Houston (10-4-1969)

FEWEST RUSHING ATTEMPTS AGAINST

16, at Houston (10-9-2010)

MOST NET RUSHING YARDS ALLOWED

549, at Houston (10-4-1969)

FEWEST NET RUSHING YARDS ALLOWED

-78, Florida (9-30-2000)

MOST INTERCEPTIONS FORCED

6, vs. Arkansas (9-30-1939); Troy (10-12-2002)

MOST PASSING ATTEMPTS AGAINST

70, Samford (10-29-2016)

FEWEST PASSING ATTEMPTS AGAINST

1, Union (9-26-1942)

MOST COMPLETIONS ALLOWED

42, Samford (10-29-2016)

FEWEST COMPLETIONS ALLOWED

0, Many Times [Last: at Florida (9-27-1958)]

MOST NET PASSING YARDS ALLOWED

494, Florida (9-30-2000)

FEWEST NET PASSING YARDS ALLOWED

0, Many Times [Last: at Florida (9-27-1958)]

MOST FIRST DOWNS ALLOWED

36, Texas A&M (11-3-2012)

FEWEST FIRST DOWNS ALLOWED

1, Many Times [Last: Samford (9-21-1963)]

SINGLE-GAME OFFENSIVE RECORDS

TEAM PASSING RECORDS

MOST PASSING ATTEMPTS

70, at Kentucky (10-10-2020)

FEWEST PASSING ATTEMPTS

1, vs. San Francisco (12-5-1942); Tennessee (9-30-1950)

SINGLE-GAME COMPLETIONS

Cmp.	Opponent	Date	Stats
45	at Ole Miss	11-28-2020	45-of-62, 3TD
43	Arkansas	10-3-2020	43-of-60, 1 TD
41	at Georgia	11-21-2020	41-of-52, 1TD
38	at Arkansas	11-21-2015	38-of-51, 5TD
36	at Kentucky	10-10-2020	45-of-70, 0TD
36	at LSU	9-26-2020	36-of-60, 5TD
35	Vanderbilt	11-7-2020	35-of-46, 1TD
34	LSU	9-12-2015	35-of-54, 1 TD
33	vs. Georgia Tech	12-31-2014	33-of-51, 3TD

FEWEST COMPLETIONS

0, Many Times [Last: Georgia (9-23-1967)]

HIGHEST COMPLETION PERCENTAGE

Min. 10 att.: .909, vs. Florida (9-22-1962) [10 of 11]

Min. 15 att.: .813, at Tulane (9-4-1982) [13 of 16]

Min. 25 att.: .800, Memphis (9-4-2010) [20 of 25]

Min. 30 att.: .788, at Georgia (11-21-2020) [41 of 52]

MOST NET PASSING YARDS GAINED

623, at LSU (9-26-2020)

SINGLE-GAME PASSING HIGHS

Yds.	Opponent	Date	Stats
623	at LSU	9-26-2020	36-of-60, 5TD
508	at Arkansas	11-21-2015	38-of-51, 5TD
466	Tulane	10-22-1994	21-of-30, 4TD
456	vs. Alabama (Birmingham)	11-4-1978	31-of-53, 1TD
453	vs. Georgia Tech (Miami)	12-31-2014	33-of-51, 5TD
440	at Ole Miss	11-28-2020	45-of-62, 3TD
421	at Arkansas (Little Rock)	11-17-2007	29-of-51, 4TD
417	Samford	10-29-2016	20-of-35, 5TD
405	at Florida	10-2-1993	24-of-44, 2TD
398	Stephen F. Austin	9-1-2018	15-of-34, 5 TD
384	Kentucky	10-28-2006	22-of-41, 3TD
382	Kentucky	10-24-2015	26-of-36, 3TD
380	vs. NC State (Charlotte)	12-30-2015	25-of-42, 4TD
379	Georgia	9-17-1988	25-of-45, 5TD
378	Florida State	10-14-1978	19-of-34, 5TD
372	Northwestern State	9-19-2015	16-of-18, 4TD
372	Memphis	9-4-2010	20-of-25, 5TD
372	Jacksonville State	9-14-2002	17-of-29, 3TD
370	Memphis	9-4-1993	23-of-43, 3TD
363	vs. Ole Miss (Jackson)	11-25-1978	25-of-46, 1TD
360	at Houston	9-20-2003	24-of-42, 3TD
349	Southern Miss	8-30-2014	23-of-34, 5TD
347	Louisiana Tech	10-17-2015	30-of-43, 3TD
346	BYU	12-1-2001	20-of-28, 3TD
340	at Ole Miss	11-28-2002	23-of-42, 1TD
336	at Georgia	11-21-2020	41-of-52, 1TD
336	at Memphis	9-1-2011	19-of-31, 3TD
336	Alcorn State	10-2-2010	19-of-29, 2TD

FEWEST NET PASSING YARDS GAINED

0, Many Times [Last: at Georgia (9-23-1967)]

MOST PASSING TOUCHDOWNS THROWN

5, Murray State (11-2-1946); Florida State (10-14-1978); Georgia (9-17-1988); Memphis (9-4-2010); vs. Georgia Tech (12-31-2014); at Arkansas (11-21-2015), Samford (10-29-2016), Stephen F. Austin (9-1-2018), at LSU (9-26-2020)

MOST INTERCEPTIONS THROWN

8, at Alabama (10-10-1936)

Modern Game: 6, at Cincinnati (10-15-1949); at Arkansas (11-22-2003); at LSU (8-30-2007); at Kentucky (10-10-2020)

TEAM RUSHING RECORDS

MOST RUSHING ATTEMPTS

78, Louisville (9-18-1976)

FEWEST RUSHING ATTEMPTS

14, at Kentucky (10-10-2020)

HIGHEST YARDS-PER-RUSH AVERAGE

9.85, at Kansas State (9-8-2018) [39 for 384 yards]

MOST RUSHING TOUCHDOWNS

12, Cumberland (10-10-1914)

Modern Game: 8, Arkansas State (9-23-1950); Louisville (10-26-1974)

MOST NET RUSHING YARDS GAINED

532, Union (10-25-1941)

Modern Game: 490, at Colorado State (10-10-1981)

FEWEST NET RUSHING YARDS GAINED

-51, Ole Miss (11-28-2008)

SINGLE-GAME RUSHING HIGHS

Yds.	Opponent	Date	Carries, TD
532	Union	10-25-1941	60, 7 TD
490	at Colorado State	10-10-1981	74, 5 TD
464	Arkansas State	10-24-1992	73, 6 TD
460	at Arkansas	11-2-2019	57, 4 TD
457	at Ole Miss	11-26-2016	47, 4 TD
449	Louisville	9-18-1976	78, 3 TD
443	Marshall	10-20-1979	63, 6 TD
427	Memphis	10-11-1958	58, 4 TD
426	Kentucky	10-12-1991	62, 3 TD
423	Vanderbilt	9-19-1981	61, 3 TD
418	at Memphis	10-16-1976	70, 5 TD
415	Arkansas State	10-4-1952	58, 6 TD

TEAM TOTAL OFFENSE RECORDS

MOST PLAYS

100, Arkansas (11-20-2010)

FEWEST PLAYS

38, vs. Georgia (10-17-1959)

MOST NET YARDS GAINED

669, Samford (10-29-2016)

FEWEST NET YARDS GAINED

37, at Ole Miss (11-27-2008)

HIGHEST YARDS-PER-PLAY AVERAGE

9.7, Tulane (10-22-1994) [57 for 554 yds]

SINGLE-GAME TOTAL OFFENSE HIGHS

No.	Opponent (Site)	Date
669	Samford	10-29-2016
647	Northwestern State	9-19-2015
645	at Memphis	9-1-2011
640	at Arkansas	11-2-2019
632	at LSU	9-26-2020
631	at Arkansas	11-21-2015
618	Stephen F. Austin	9-1-2018
607	Louisiana Lafayette	9-15-2018
605	vs. Georgia Tech (Miami)	12-31-2014
598	at UMass (Foxborough)	9-24-2016
596	Florida State	10-14-1978
593	Kentucky	10-12-1991
586	Kentucky	10-24-2015
581	Louisville	10-26-1974
577	Abilene Christian	11-23-2019
574	Texas A&M	11-5-2016
571	Arkansas State	9-11-1982
570	at LSU	9-20-2014
570	UT Martin	11-5-2011
569	vs. NC State (Charlotte)	12-30-2015
569	Memphis	9-4-2010
566	at Ole Miss	11-26-2016
566	Alcorn State	10-2-2010



559	Texas A&M	10-4-2014
556	at Texas A&M	11-9-2013
556	Alcorn State	9-7-2013
556	at Tulane	9-4-1982
555	Charleston Southern	9-2-2017
554	Tulane	10-22-1994
554	Arkansas State	9-23-1950

SINGLE-GAME SPECIAL TEAMS RECORDS

MOST PUNTS

20, vs. TCU (10-24-1936)

FEWEST PUNTS

0, Arkansas (11-19-2016), Troy (9-21-2013); Georgia Tech (10-3-2009); East Tennessee State (10-17-1998); Arkansas State (10-24-1992); Arkansas State (10-14-1961); Murray State (11-2-1946)

HIGHEST YARDS-PER-PUNT AVERAGE

Min. 5 punts: 55.2, at Kentucky (10-10-2020) [6 for 331 yards]

Min. 10 punts: 47.5, at South Carolina (9-28-1996) [10 for 475 yds]

MOST PUNT RETURNS

20, vs. TCU (10-24-1936)

MOST PUNT RETURN TOUCHDOWNS

1, Many Times [Last: UMass (11-4-2017)]

MOST KICKOFF RETURNS

10, at Tulane (10-29-1949); at Houston (10-4-1969)

MOST NET KICKOFF RETURN YARDS GAINED

227, at Houston (10-4-1969)

MOST KICKOFF RETURN TOUCHDOWNS

1, Many Times [Last: at Southern Miss (9-5-2015)]



Derek DePasquale converted a Mississippi State single-game record five field goals against UAB on Oct. 23, 2010.

SINGLE-GAME SCORING RECORDS

SINGLE-GAME SCORING HIGHS

Pts.	Opponent (Opponent Score)	Site	Date
82	Samford (0)	Starkville	11-18-1910
80	Union (0)	Starkville	10-19-1907
77	Cumberland (0)	Starkville	10-10-1914
75	Mercer (0)	Columbus	10-24-1907
69	Murray State (0)	Starkville	11-2-1946
68	Sewanee (0)	Jackson	10-31-1936
68	Mississippi College (0)	Starkville	10-13-1917
67	Arkansas State (0)	Starkville	9-23-1950
66	Tulane (22)	Starkville	10-22-1994
66	Mercer (0)	Starkville	11-7-1914
66	Samford (0)	Starkville	10-4-1913
65	Ole Miss (0)	Tupelo	11-6-1915
63	Stephen F. Austin (6)	Starkville	9-1-2018
62	Northwestern St. (13)	Starkville	9-19-2015
62	Troy (7)	Starkville	9-21-2013
62	Birmingham-Southern (0)	Starkville	11-3-1911
62	Marion Military Inst. (0)	Starkville	10-13-1906
61	Middle Tennessee (35)	Starkville	10-28-2000
61	Tulane (0)	Jackson	11-14-1914

MOST POINTS SCORED

Quarter: 40, Samford (11-18-1910) [3rd]

Quarter (Since 1950): 35, Troy (9-21-2013) [2nd]

Half: 49, Murray State (11-2-1946) [Half]

Half (Since 1950): 45, Troy (9-21-2013) [1st]

Game: 82, Samford (11-18-1910)

Modern Game: 69, Murray State (11-2-1946)

Game (Since 1950): 67, Arkansas State (9-23-50)

FEWEST POINTS SCORED

0, Many Times [Last: at Alabama (10-31-2020)]

MOST TOUCHDOWNS SCORED

14, Samford (11-18-1910)

Modern Game: 10 vs. Sewanee (10-31-1936); Murray State (11-2-1946); Arkansas State (9-23-50)

MOST TWO-POINT PATS MADE

5, Arkansas State (10-10-1959)

MOST TWO-POINT PATS ATTEMPTED

6, Arkansas State (10-10-1959)

MOST FIELD GOALS MADE

5, vs. NC State (1-1-1995); Arkansas (11-21-1998); UAB (10-23-2010)

MOST FIELD GOALS ATTEMPTED

6, vs. NC State (1-1-1995)

MOST PAT KICKS MADE

12, Samford (11-18-1910)

Modern Game: 9, Murray State (11-2-1946)

LARGEST MARGINS OF VICTORY

HOME (AT SCOTT FIELD)

Margin	Score	Opponent	Date
+82	82-0	Samford	11-18-1910
+80	80-0	Union	10-19-1907
+77	77-0	Cumberland	10-10-1914
+69	69-0	Murray State	11-2-1946
+68	68-0	Mississippi College	10-13-1917
+67	67-0	Arkansas State	9-23-1950
+66	66-0	Samford	10-4-1913
+66	66-0	Mercer	11-7-1914
+62	62-0	Marion [Ala.] Military Institute	10-13-1906
+62	62-0	Birmingham-Southern	11-3-1911
+59	59-0	Tennessee Medical College	11-11-1904
+59	59-0	Louisiana-Monroe	11-2-1996
^ +57	63-6	Stephen F. Austin	9-1-2018
+56	56-0	Millsaps College	10-7-1944

ROAD (AWAY FROM SCOTT FIELD)

Margin	Score	Opponent	Date
+75	75-0	*Mercer	10-24-1907
+68	68-0	*Sewanee	10-31-1936
+65	65-0	*Ole Miss	11-6-1915
+61	61-0	*Tulane	11-14-1914
+45	59-14	Memphis	9-1-2011
+43	43-0	Meridian Athletic Club	10-24-1903
+40	47-7	Kentucky	10-29-1994
+38	52-14	*Michigan	1-1-2011
+38	38-0	South Carolina	9-26-1998
+38	38-0	Marion [Ala.] Military Institute	10-20-1905
+37	44-7	*Rice	12-31-2013
+36	57-21	Louisiana Tech	9-9-2017
+36	36-0	Houston	9-18-1965
+35	55-20	Ole Miss	11-26-2016
+33	33-0	Vanderbilt	10-17-1942
+33	33-0	Chattanooga	10-14-1916
^ +32	35-3	Ole Miss	11-22-2018
+32	35-3	South Alabama	9-13-2014

*- denotes Neutral Site Contests

SINGLE-GAME OPPONENT SCORING HIGHS

Pts.	Opponent (MSU Score)	Site	Date
74	Houston (0)	Houston	10-4-1969
65	South Carolina (39)	Starkville	10-14-1995
61	LSU (6)	Baton Rouge	11-15-1969
61	Vanderbilt (0)	Columbus	10-1-1904
59	LSU (26)	Starkville	10-5-2013
59	Tennessee (21)	Knoxville	11-15-2003
59	Tulane (7)	New Orleans	10-31-1931
59	Alabama (0)	Birmingham	11-30-1922
58	Arkansas (42)	Starkville	11-19-2016
58	Alabama (14)	Tuscaloosa	11-4-1972
56	Auburn (23)	Auburn	9-28-2019
56	Auburn (0)	Birmingham	11-7-1970
55	LSU (0)	Baton Rouge	11-18-1967
55	Alabama (13)	Tuscaloosa	12-1-1945
55	New Orleans Athletic Club (0)	New Orleans	11-21-1896
54	Tulane (6)	New Orleans	10-29-1949
54	Texas (7)	Austin	11-11-1921
53	Alabama (34)	Starkville	10-29-1988
53	Alabama (0)	Montgomery	10-1-1932
53	Alabama (0)	Meridian	10-10-1931
53	Tulane (0)	New Orleans	11-1-1930
52	Auburn (13)	Auburn	11-8-1969

MOST POINTS ALLOWED

74, at Houston (10-4-1969)

FEWEST POINTS ALLOWED

0, Many Times [Last: Charleston Southern (9-2-2017)]

MOST TOUCHDOWNS ALLOWED

10, at Houston (10-4-1969)

FEWEST TOUCHDOWNS ALLOWED

0, Many Times [Last: at Ole Miss (11-22-2018)]

LARGEST MARGINS OF DEFEAT

Margin	Score	Opponent	Site	Date
-74	0-74	Houston	Houston	10-4-1969
-61	0-61	Vanderbilt	Columbus	10-1-1904
-59	0-59	Alabama	Birmingham	11-30-1922
-56	0-56	Auburn	Birmingham	11-7-1970
-55	0-55	NOAC	New Orleans	11-21-1896
-55	0-55	LSU	Baton Rouge	11-18-1967
-55	6-61	LSU	Baton Rouge	11-15-1969
-53	0-53	Tulane	New Orleans	11-1-1930
-53	0-53	Alabama	Meridian	10-10-1931
-53	0-53	Alabama	Montgomery	10-1-1932
-52	0-52	LSU	Baton Rouge	11-20-1896
-52	7-59	Tulane	New Orleans	10-31-1931
-52	0-52	Florida	Gainesville	9-29-2001
-51	0-51	LSU	Baton Rouge	9-25-2004
-50	0-50	LSU	Baton Rouge	11-7-1908



COMEBACKS AND LAST-MINUTE HEROICS (SINCE 1970)

LARGEST FOURTH-QUARTER COMEBACKS

Pts.	Opponent	Date	**Time Remaining	Score	Time Final Lead Taken	Final Score
14	Ole Miss	11-23-2007	7:51	0-14	0:12	17-14
14	Ole Miss	11-25-1999	12:49	6-20	0:04	23-20
14	Memphis	10-5-1985	9:12	14-28	0:00	31-28
13	at Auburn	10-9-1999	2:28	3-16	0:19	18-16
12	at Kentucky	10-31-1992	5:55	21-33	0:37	37-36
11	at Arkansas	11-21-2015	12:54	31-42	3:05	51-50
9	at Tennessee	9-23-1986	7:32	14-23	4:40	27-23
7	at Arkansas	11-18-2017	3:58	21-14	0:17	28-21
7	Kentucky	11-3-2001	13:09	7-14	7:31	17-14
7	UCF	10-25-1997	6:38	21-28	5:13	35-28
7	Memphis	8-30-1997	9:53	3-10	0:00	13-10
7	Tennessee	9-24-1994	9:32	14-21	0:36	24-21
7	Arkansas State	9-7-1985	3:41	7-14	2:28	22-14
7	Tulane	10-19-1985	11:56	20-27	0:02	31-27

LARGEST DEFICIT OVERCOME TO WIN A GAME

Pts.	Opponent	Date	**Time Remaining	Score	Time Final Lead Taken	Final Score
16	at Auburn	10-9-1999	0:56 (3)	0-16	0:19 (4)	18-16
14	at Arkansas	11-18-2017	5:20 (1)	0-14	0:17 (4)	28-21
14	Louisiana Tech	10-17-2015	4:27 (1)	0-14	0:57 (2)	45-20
14	Arkansas	11-22-2008	7:12 (1)	0-14	5:59 (2)	31-28
14	Ole Miss	11-23-2007	7:51 (4)	0-14	0:12 (4)	17-14
14	vs. Texas A&M	12-31-2000	9:22 (2)	0-14	-- (OT)	43-41
14	Ole Miss	11-25-1999	12:49 (3)	6-20	0:04 (4)	23-20
14	Tennessee	9-24-1994	12:17 (3)	7-21	0:36 (4)	24-21
14	Memphis	10-5-1985	9:12 (4)	14-28	0:00 (4)	31-28
\$ 14	Ole Miss	11-19-1977	5:22 (2)	0-14	12:05 (4)	18-14
12	Kentucky	11-4-1999	13:21 (2)	7-19	0:05 (4)	23-22
12	at Kentucky	10-31-1992	5:55 (4)	21-33	0:37 (4)	37-36
11	at Arkansas	11-21-2015	11:56 (4)	31-42	3:05 (4)	51-50
11	Kentucky	9-6-1997	9:59 (3)	10-21	1:10 (4)	35-27
11	Kentucky	10-28-1995	0:39 (2)	14-25	4:51 (4)	42-32
10	Memphis	8-30-1997	4:54 (2)	0-10	0:00 (4)	13-10

GAMES WON IN LAST POSSESSION

Date	Opponent	Score	Winning Play#	Time
10/1/1977	at Kansas State \$	24-21	D. Johnson 24-yard pass from B. Threadgill	1:16
10/24/1981	at Auburn	21-17	D. Knight 18-yard pass from J. Bond	1:00
11/13/1982	LSU	27-24	D. Moore 45-yard FG	0:23
11/17/1984	LSU	16-14	A. Cosby 27-yard FG	1:15
10/5/1985	Memphis	31-28	A. Cosby 54-yard FG	0:00
10/9/1989	at Southern Miss	26-23	J. Logan 34-yard FG	0:04
10/31/1992	at Kentucky	37-36	W. Harris 5-yard pass from G. Plump (K. Roberts run)	0:37
9/30/1997	Memphis	13-10	B. Hazelwood 53-yard FG	0:00
11/21/1998	Arkansas	22-21	B. Hazelwood 27-yard FG	0:07
11/4/1999	Kentucky	23-22	S. Westerfield 45-yard FG	0:05
11/25/1999	Ole Miss	23-20	S. Westerfield 44-yard FG	0:04
12/31/2000	vs. Texas A&M	43-41	W. Madkin 6-yard run	First OT
10/23/2004	Florida	38-31	J. Norwood 37-yard run	0:32
9/23/2006	UAB	16-10	O. Conner 21-yard run	First OT
11/23/2007	Ole Miss	17-14	A. Carlson 48-yard FG	0:12
9/24/2011	Louisiana Tech	26-20	L. Perkins 17-yard pass from C. Relf	First OT
11/23/2013	Arkansas	24-17	D. Williams 25-yard run	First OT
11/28/2013	Ole Miss	17-10	D. Prescott 3-yard run	First OT
11/18/2017	at Arkansas	28-21	D. Thomas 6-yard pass from N. Fitzgerald	0:17

OTHER GAMES WON IN THE LAST TWO MINUTES

Date	Opponent	Score	Winning Play#	Time
10/26/1991	at Auburn	24-17	K. Roberts 61 run	1:49
9/24/1994	Tennessee	24-21	K. Watkins 2 pass from D. Taite	0:36
10/15/1994	at South Carolina	41-36	C. Jones 26 pass from D. Taite	1:04
10/9/1999	at Auburn	18-16	M. Butler 11 pass from M. Wyatt	0:19
10/23/1999	LSU	17-16	R. Gibson 1 run	1:39
12/29/2007	vs. UCF	10-3	A. Dixon 1 run	1:54

** — time remaining when first points of comeback were registered

— conversion included where it provided the margin of victory

\$ — game later forfeited by the NCAA

^ — game later vacated by the NCAA

OVERTIME RECORD: 5-5

Date	Opponent	Location	Result
11/23/1996	Arkansas	Starkville	L, 13-16 (1OT)
10/21/2000	LSU	Baton Rouge, La.	L, 38-45 (1OT)
11/18/2000	Arkansas	Starkville	L, 10-17 (1OT)
12/31/2000	vs. Texas A&M	Shreveport, La.	W, 43-41 (1OT)
9/23/2006	UAB	Birmingham, Ala.	W, 16-10 (1OT)
11/20/2010	Arkansas	Starkville	L, 31-38 (2OT)
9/24/2011	Louisiana Tech	Starkville	W, 26-20 (1OT)
11/23/2013	Arkansas	Little Rock, Ark.	W, 24-17 (1OT)
11/28/2013	Ole Miss	Starkville	W, 17-10 (1OT)
10/14/2016	BYU	Provo, Utah	L, 21-28 (2OT)

MSU's road overtime record: 2-2

MSU's home overtime record: 2-3

MSU's neutral site overtime record: 1-0



On Nov. 18, 2017, MSU trailed 14-0 and then 21-14 at Arkansas with 4:00 remaining in the game before Nick Fitzgerald threw two touchdowns in the final two drives to complete a remarkable road comeback for a 28-21 win.



SINGLE-SEASON DEFENSIVE RECORDS

MOST PLAYS AGAINST

977 (2014)

FEWEST PLAYS AGAINST

431 (1936)

Since 1950: 504 (1958)

MOST NET YARDS ALLOWED

5,968 (2016)

FEWEST NET YARDS ALLOWED

1,010 (1936)

Since 1950: 2,070 (1963)

LOWEST YARDS-PER-PLAY ALLOWED

2.34 (1936) [431 for 1,010 yards]

Since 1950: 3.34 (1999) [734 for 2,448 yards]

LOWEST YARDS-PER-GAME ALLOWED

101.0 (1936) [1,010 in 10 games]

Since 1950: 207.0 (1963) [2,070 in 10 games]

MOST TOUCHDOWNS ALLOWED

63 (2003)

FEWEST TOUCHDOWNS ALLOWED

4 (1936)

Since 1950: 9 (1963)

MOST RUSHING ATTEMPTS AGAINST

608 (1977)

FEWEST RUSHING ATTEMPTS AGAINST

328 (1936)

Since 1950: 373 (1958)

MOST NET RUSHING YARDS ALLOWED

2,853 (1986)

FEWEST NET RUSHING YARDS ALLOWED

505 (1940)

Since 1950: 736 (1999)

LOWEST YARDS-PER-RUSH ALLOWED

1.44 (1940) [350 for 505 yards]

Since 1950: 1.83 (1999) [403 for 736 yards]

LOWEST RUSHING YARDS-PER-GAME ALLOWED

50.5 (1940) [505 in 10 games]

Since 1950: 66.9 (1999) [736 in 11 games]

FEWEST RUSHING TOUCHDOWNS ALLOWED

Modern Era: 2 (1936)

Since 1950: 4 (1963)

MOST PASSING ATTEMPTS AGAINST

505 (2014)

FEWEST PASSING ATTEMPTS AGAINST

102 (1950)

MOST COMPLETIONS ALLOWED

291 (2016)

FEWEST COMPLETIONS ALLOWED

40 (1936)

Since 1950: 50 (1956 & 1953)

MOST NET PASSING YARDS ALLOWED

3,660 (2016)

FEWEST NET PASSING YARDS ALLOWED

325 (1936)

Since 1950: 635 (1957)

LOWEST PASSING YARDS-PER-GAME ALLOWED

32.5 (1936) [325 in 10 games]

Since 1950: 63.9 (1953) [639 in 10 games]

FEWEST PASSING TOUCHDOWNS ALLOWED

Modern Era: 2 (1960, 1953 & 1936)

MOST INTERCEPTIONS

Rank	Interceptions	Year
1.	22	1994
2.	19	1970
	19	2000
	19	2012
5.	18	1967
	18	1977
	18	1992
	18	2007
9.	17	1963
	17	1972
	17	2009

MOST SACKS

Rank	Sacks	Year
1.	39.0	2018
	39.0	1996
3.	38.0	1991
4.	37.0	2014
5.	36.0	2017
	36.0	1998
7.	34.0	1999
8.	33.0	1989
9.	32.0	1985
10.	31.0	2000

MOST TACKLES FOR LOSS

103 (2018)

MOST POINTS ALLOWED

471 (2003)

FEWEST POINTS ALLOWED

6 (1903)

Modern Era: 25 (1936)

Since 1950: 82 (1963)

HIGHEST POINTS-PER-GAME ALLOWED

39.25 (2003) [471 in 12 games]

LOWEST POINTS-PER-GAME ALLOWED

2.5 (1936) [25 in 10 games]

Since 1950: 8.2 (1963) [82 in 10 games]

MOST SHUTOUTS BY

7 (1913 & 1936)

Since 1950: 3 (1950 & 1963)

MOST FIRST DOWNS ALLOWED

298 (2016)

FEWEST FIRST DOWNS ALLOWED

51 (1936)

Since 1950: 101 (1957)

MOST FUMBLES CAUSED

45 (1976)

MOST FUMBLES RECOVERED

29 (1953)

MOST TURNOVERS CAUSED

43 (1970)

SINGLE-SEASON SPECIAL TEAMS RECORDS

TOTAL PUNTS

Rank	Punts	Year
1.	96	1967
2.	82	2008
3.	80	1971
	80	2007
5.	75	1989

* Fewest punts: 41 (1955)

PUNTING AVERAGE

Rank	Average	Year
1.	43.6	1973
2.	43.1	1996
3.	43.0	1997
4.	42.9	2014
5.	42.8	1992

MOST PUNT RETURNS

70 (1936)

Since 1950: 47 (1956)

MOST NET PUNT RETURN YARDS GAINED

778 (1936)

Since 1950: 521 (1971)

MOST PUNT RETURN TOUCHDOWNS

3 (1965, 1971, 1981 & 1998)

MOST KICKOFF RETURNS

61 (2009)

MOST NET KICKOFF RETURN YARDS GAINED

1514 (2009)

MOST KICKOFF RETURN TOUCHDOWNS

2 (1910)

Modern Era: 1, Many Times (Last: 2015)

SINGLE-SEASON SCORING RECORDS

MOST POINTS SCORED

480 (2014)

HIGHEST POINTS-PER-GAME AVERAGE

36.9 (2014) [480 in 13 games]

FEWEST POINTS SCORED

0 (1895 & 1896)

Modern Era: 38 (1949)

Since 1950: 49 (1967)

MOST TOUCHDOWNS SCORED

64 (2014)

MOST TWO-POINT CONVERSIONS MADE

8 (1958)

MOST TWO-POINT CONVERSIONS ATTEMPTED

13 (1958)

MOST FIELD GOALS MADE

18 (1999)

MOST FIELD GOALS ATTEMPTED

27 (1992)

MOST PAT KICKS MADE

60 (2014)

MOST PAT KICKS ATTEMPTED

64 (2014)



SINGLE-SEASON PASSING RECORDS

YARDAGE

Rank	Yardage	Year
1.	4,113	2015
2.	3,649	2014
3.	3,259	2020
4.	3,178	2013
5.	3,091	2012
6.	2,726	2016
7.	2,637	1978
8.	2,611	2002
9.	2,433	1999
10.	2,424	2003
	2,424	2010

YARDS-PER-GAME

Rank	Yardage	Year
1.	316.4	2015
2.	296.3	2020
3.	280.7	2014
4.	244.5	2013
5.	239.7	1978
6.	237.8	2012
7.	221.2	1999
8.	220.2	1985
9.	217.6	2002
10.	214.9	1969
	214.9	2001

COMPLETION PERCENTAGE

Rank	Percentage	Year
1.	.670	2020
2.	.662	2015
3.	.617	2014
4.	.590	2019
	.590	2013
6.	.587	2012
7.	.583	2010
8.	.575	2009
9.	.571	1953
10.	.569	1978

ATTEMPTS

Rank	Attempts	Year
1.	557	2020
2.	500	2015
3.	442	2002
4.	429	2013
5.	424	2012
6.	423	2014
7.	411	2016
8.	406	1988
9.	395	2003
10.	385	2008

COMPLETIONS

Rank	Completions	Year
1.	373	2020
2.	331	2015
3.	261	2014
4.	253	2013
5.	249	2012
6.	230	2016
7.	226	2002
8.	210	2008
9.	207	2003
10.	198	2011

TOUCHDOWNS

Rank	Touchdowns	Year
1.	33	2015
2.	31	2014
3.	28	2012
4.	24	2016
5.	22	2018
6.	19	2019
	19	2011
8.	18	2013
	18	2010
10.	17	2020
	17	1994
	17	2017

FEWEST ATTEMPTS

Modern Era: 73 (1957)

FEWEST COMPLETIONS

Modern Era: 26 (1957)

FEWEST NET YARDS GAINED

Modern Era: 502 (1963)

MOST INTERCEPTIONS THROWN

25 (1949, 2003)

SINGLE-SEASON RUSHING RECORDS

ATTEMPTS

Rank	Rushes	Year
1.	651	1980
2.	648	1981
3.	644	1976
4.	634	2017
5.	619	2010

YARDS

Rank	Yards	Year
1.	3,272	2017
2.	3,135	1980
3.	3,030	2014
4.	2,997	2016
5.	2,971	1976

YARDS-PER-GAME

Rank	Average	Year
1.	285.0	1980
2.	270.1	1976
3.	264.3	1979
4.	263.5	1982
5.	251.7	2017

TOUCHDOWNS

Rank	Touchdowns	Year
1.	31	1974
2.	30	2017
3.	29	2014
	29	2013
5.	28	1980
	28	2010

FEWEST ATTEMPTS

Modern Era: 204 (2020)

FEWEST NET YARDS GAINED

Modern Era: 483 (2020)

HIGHEST YARDS-PER-RUSH AVERAGE

5.7 (2018) [514 for 2907 yards]

SINGLE-SEASON TOTAL OFFENSE RECORDS

TOTAL PLAYS

Rank	Plays	Year
1.	1001	2014
2.	987	2017
3.	956	2013
4.	943	2016
5.	927	2015
6.	907	2010
7.	880	2007
8.	863	2002
9.	862	2011
10.	848	2012

TOTAL OFFENSIVE YARDS

Rank	Yards	Year
1.	6,679	2014
2.	5,986	2015
3.	5,723	2016
4.	5,647	2013
5.	5,442	2017
6.	5,217	2010
7.	5,201	2019
8.	5,166	2018
9.	4,965	2012
10.	4,643	2011

PER GAME OFFENSE

Rank	Average	Year
1.	513.8	2014
2.	460.5	2015
3.	440.2	2016
4.	434.4	2013
5.	422.0	1982
6.	418.6	2017
7.	401.3	2010
8.	400.1	2019
9.	397.4	2018
10.	386.4	2000

TOTAL FIRST DOWNS

Rank	First Downs	Year
1.	334	2014
2.	305	2013
3.	302	2015
4.	299	2017
5.	287	2016
6.	280	2019
7.	268	2010
8.	262	2012
9.	255	2018
10.	241	2011

FEWEST PLAYS

Modern Era: 502 (1962)

FEWEST NET YARDS GAINED

Modern Era: 1,638 (1967)

HIGHEST YARDS-PER-PLAY AVERAGE

6.7 (2014) [1001 for 6679 yards]

MOST TOUCHDOWNS (RUSH & PASS)

60 (2014)



RUSHING RECORDS

RUSHING ATTEMPTS

GAME				
Player	Att.	Opp.	Date	Yds.
1. Michael Davis	40	Ole Miss	11-27-1993	154
2. James Johnson	36	Alabama	11-14-1998	237
3. Tommy Garrison	35	Texas Tech	10-7-1967	110
4. Jerious Norwood	34	Ole Miss	11-26-2005	204
5. Michael Davis	33	South Carolina	10-16-1993	128
Anthony Dixon	33	Kentucky	10-31-2009	252
Vick Ballard	33	Arkansas	11-20-2010	150
8. Tom McWilliams	32	LSU	10-21-1944	139
Tom McWilliams	32	Tulane	11-1-1947	145
Keffer McGee	32	Baylor	9-16-1995	132
Anthony Dixon	32	UAB	10-6-2007	152

SEASON

Player	Att.	Year	Yds.	Avg.
1. Anthony Dixon	287	2007	1,066	3.7
2. Anthony Dixon	257	2009	1,391	5.4
3. Kylin Hill	242	2019	1,350	5.6
4. Aeris Williams	236	2017	1,107	4.7
James Johnson	236	1998	1,383	5.9
6. Keffer McGee	235	1995	1,072	4.6
7. Nick Fitzgerald	221	2018	1,121	5.1
8. James Johnson	217	1997	1,069	4.9
9. Wayne Jones	212	1973	1,193	5.6
10. Dak Prescott	210	2014	986	4.7

CAREER

Player	Att.	Years	Yds.	Avg.
1. Anthony Dixon	910	2006-09	3,994	4.4
2. Nick Fitzgerald	601	2015-18	3,607	6.0
3. Michael Davis	578	1991-94	2,721	4.7
4. Jerious Norwood	573	2002-05	3,222	5.6
5. John Bond	572	1980-83	2,280	4.0
6. Dak Prescott	536	2012-15	2,521	4.7
7. LaDarius Perkins	530	2010-13	2,554	4.8
8. Don Smith	485	1983-86	1,868	3.9
9. Walter Packer	483	1973-76	2,820	5.8
10. James Johnson	453	1997-98	2,452	5.4

RUSHING YARDS

GAME				
Player	Yds.	Opp.	Date	Att.
1. Nick Fitzgerald	258	Ole Miss	11-26-2016	14
2. Anthony Dixon	252	Kentucky	10-31-2009	33
3. Jerious Norwood	247	Houston	10-22-2005	24
4. James Johnson	237	Alabama	11-14-1998	36
5. Kylin Hill	234	Arkansas	11-2-2019	21
6. Kevin Bouie	217	Kentucky	10-29-1994	23
7. Kylin Hill	211	Kansas State	9-8-2018	17
8. James Johnson	209	Kentucky	11-7-1998	28
9. Jerious Norwood	204	Ole Miss	11-26-2005	34
10. Jerious Norwood	201	UAB	10-9-2004	24

SEASON

Player	Yds.	Year	Att.	Avg.
1. Anthony Dixon	1,391	2009	257	5.4
2. James Johnson	1,383	1998	236	5.9
3. Nick Fitzgerald	1,375	2016	218	7.1
4. Kylin Hill	1,350	2019	242	5.6
5. Josh Robinson	1,203	2014	190	6.3
6. Wayne Jones	1,193	1973	212	5.6
7. Vick Ballard	1,189	2011	193	6.2
8. Jerious Norwood	1,126	2005	191	5.9
9. Nick Fitzgerald	1,121	2018	221	5.1
10. Aeris Williams	1,107	2017	236	4.7

CAREER

Player	Yds.	Years	Att.	Avg.
1. Anthony Dixon	3,994	2006-09	910	4.4
2. Nick Fitzgerald	3,607	2015-18	601	6.0
3. Jerious Norwood	3,212	2002-05	573	5.6
4. Walter Packer	2,820	1973-76	483	5.8
5. Michael Davis	2,721	1991-94	578	4.7
6. Michael Haddix	2,558	1979-82	425	6.0
7. LaDarius Perkins	2,554	2010-13	530	4.8
8. Kylin Hill	2,535	2017-20	452	5.6
9. Dak Prescott	2,521	2012-15	536	4.7
10. James Johnson	2,452	1997-98	453	5.4

MOST NET YARDS GAINED (QB)

Game: 258, Nick Fitzgerald at Ole Miss (11-26-2016)

Season: 1,375, Nick Fitzgerald (2016)

Career: 3,607, Nick Fitzgerald (2015-18; also SEC record)

MOST NET YARDS GAINED (FRESHMAN)

Game: 198, Dennis Johnson at Memphis (10-19-1974)

Season: 720, John Bond (1980)

RUSHING YARDS PER GAME

SEASON				
Player	YPG	Year	Games	Yds.
1. Anthony Dixon	126.50	2009	11	1391
2. James Johnson	115.30	1998	12	1383
3. Wayne Jones	108.45	1973	11	1193
4. Nick Fitzgerald	105.77	2016	13	1375
5. Kylin Hill	103.85	2019	13	1350
6. Jerious Norwood	102.36	2005	11	1126
6. Keffer McGee	97.45	1995	11	1072
7. James Johnson	97.18	1997	11	1069
8. Jerious Norwood	95.45	2004	11	1050
9. Nick Fitzgerald	93.42	2018	12	1121
10. Josh Robinson	92.54	2014	13	1203

Career (Min. 20 games): 106.6, James Johnson (1997-98) [2,452 in 23 games]

Career (Min. 40 games): 83.2, Anthony Dixon (2006-09) [3,994 in 48 games]

YARDS PER RUSH

Game (Min. 5 att.): 19.5, Blondy Black, Duquesne (11-14-1942) [6 for 117 yards]

Game (Min. 10 att.): 18.4, Nick Fitzgerald at Ole Miss (11-26-2016) [14 for 258 yards]

Game (Min. 20 att.): 11.1, Kylin Hill at Arkansas (11-2-2019) [21 for 234 yards]

Game (Min. 30 att.): 7.6, Anthony Dixon vs. Kentucky (10-31-2009) [33 for 252 yards]

Season (Min. 90 att.): 7.1, Nick Fitzgerald (2016) [195 for 1,375 yards]

Season (Min. 100 att.): 7.1, Nick Fitzgerald (2016) [195 for 1,375 yards]

Career (Min. 400 att.): 6.0, Nick Fitzgerald (2015-18) [601 for 3,607]; Michael Haddix (1979-82) [425 for 2,558 yards]

LONGEST RUSHES

Player	Yards	Opponent	Date
1. Stanley Howell	98	Southern Miss	10-27-1979
2. Blondy Black	97	Duquesne	11-14-1942
3. Ode Burrell	90	Tulane	10-12-1962
Fred Collins	90	Ole Miss	11-24-1979
5. John Bond	87	Auburn	10-23-1982
Kenny Roberts	87	Vanderbilt	9-2-1989
7. Blondy Black	85	San Francisco	12-6-1941
Walter Packer	85	LSU	11-15-1975
9. Don Smith	84	Southern Miss	10-6-1984
10. James Johnson	83	Alabama	11-15-1997

100-YARD RUSHING GAMES

SEASON		
Player	Games	Year
1. Anthony Dixon	8	2009
Nick Fitzgerald	8	2016
Kylin Hill	8	2019
4. Nick Fitzgerald	7	2018
James Johnson	7	1998
Wayne Jones	7	1973
7. Nick Fitzgerald	6	2017
Vick Ballard	6	2011
Dicenzo Miller	6	2000
Dontae Walker	6	2000
Don Smith	6	1986
Walter Packer	6	1974

CAREER

Player	Games	Years
1. Nick Fitzgerald	21	2015-18
2. Anthony Dixon	17	2006-09
3. Jerious Norwood	13	2002-05
4. James Johnson	12	1997-98
Walter Packer	12	1973-76
6. Kylin Hill	11	2017-20
7. Vick Ballard	10	2010-11
Dicenzo Miller	10	1998-01
Michael Davis	10	1991-94
Michael Haddix	10	1979-82

MOST 100-YARD RUSHING GAMES (QB)


Season: 8, Nick Fitzgerald (2016)

Career: 21, Nick Fitzgerald (2015-18; also SEC record)

MOST CONSECUTIVE 100-YARD RUSHING GAMES

Season: 6, Dicenzo Miller (2000)

Career: 6, Dicenzo Miller (2000)



Nick Fitzgerald left MSU as the school record-holder for most 100-yard rushing games (21), which also is an SEC record among quarterbacks.



RUSHING TOUCHDOWNS

GAME	Player	TDs	Opp.	Date
1.	Harry McArthur	7	Cumberland	10-10-1914
	Harry Furman	7	Mercer	10-24-1907
	Harry Furman	7	Southern Baptist	10-21-1907
4.	Nick Fitzgerald	4	Louisiana Lafayette	9-15-2018
	Nick Fitzgerald	4	Arkansas	11-19-2016
	James Johnson	4	UCF	10-25-1997
	Keffer McGee	4	Louisiana-Monroe	9-30-1995
	John Bond	4	LSU	11-12-1983
	James Jones	4	Memphis	9-23-1978
	Art Davis	4	LSU	11-13-1954
	Jackie Parker	4	Arkansas State	10-4-1952

SEASON

	Player	TDs	Year	Att.	Yds.
1.	Vick Ballard	19	2010	186	968
2.	Nick Fitzgerald	16	2016	195	1,375
	Jackie Parker	16	1952	126	455
4.	Nick Fitzgerald	14	2017	162	984
	Dak Prescott	14	2014	210	986
	Anthony Dixon	14	2007	287	1,066
	Harry Furman	14	1907	--	--
8.	Nick Fitzgerald	13	2018	221	1,121
	Dak Prescott	13	2013	134	829
	Keffer McGee	13	1995	235	1,072
	John Bond	13	1983	164	612

CAREER

Player	TDs	Years	Att.	Yds.
1. Nick Fitzgerald	46	2015-18	601	3,607
2. Anthony Dixon	42	2006-09	910	3,994
3. Dak Prescott	41	2012-15	536	2,521
4. Vick Ballard	29	2010-11	379	2,157
5. Michael Davis	27	1991-94	578	2,721
6. James Johnson	24	1997-98	453	2,452
John Bond	24	1980-83	572	2,280
Jackie Parker	24	1952-53	201	663
9. Dontae Walker	22	1999-02	417	1,875
10. Don Smith	21	1983-86	485	1,868

TOTAL OFFENSE RECORDS

TOTAL YARDS

GAME	Player	Yds.	Opponent	Date	Stats
1.	K.J. Costello	585	at LSU	9-26-2020	(-38)r/623p
2.	Dak Prescott	554	Arkansas	11-21-2015	46r/508p
3.	Nick Fitzgerald	536	Samford	10-29-2016	119r/417p
4.	Dak Prescott	500	Georgia Tech	12-31-2014	47r/453p
5.	Derrick Taite	468	Tulane	10-22-1994	2r/466p
6.	Keytaon Thompson	473	Stephen F. Austin	9-1-2018	109r/364p
7.	Will Rogers	466	at Ole Miss	11-28-2020	26r/440p
8.	Dak Prescott	465	Kentucky	10-24-2015	117r/348p
9.	Nick Fitzgerald	459	Arkansas	11-19-2016	131r/328p
10.	Wesley Carroll	441	Arkansas	11-17-2007	20r/421p

SEASON

Player	Year	Rush	Pass	Total
1. Dak Prescott	2014	986	3,449	4,435
2. Dak Prescott	2015	588	3,793	4,381
3. Nick Fitzgerald	2016	1,375	2,423	3,798
4. Tyler Russell	2012	(-5)	2,897	2,892
5. Nick Fitzgerald	2018	1,121	1,767	2,888
6. Don Smith	1985	554	2,332	2,886
7. Dak Prescott	2013	829	1,940	2,769
8. Nick Fitzgerald	2017	984	1,782	2,766
9. Chris Relf	2010	713	1,789	2,502
10. Dave Marler	1978	(-31)	2,422	2,391

CAREER

Player	Years	Plays	Rush	Pass	Total
1. Dak Prescott	2012-15	1,705	2,521	9,376	11,897
2. Nick Fitzgerald	2015-18	1,543	3,607	6,207	9,814
3. Don Smith	1983-86	1,223	1,868	5,229	7,097
4. John Bond	1980-83	1,237	2,280	4,621	6,901
5. Wayne Madkin	1998-01	1,121	146	6,336	6,482
6. Tyler Russell	2010-13	815	117	5,441	5,558
7. Kevin Fant	2000-03	635	(-207)	5,631	5,424
8. Derrick Taite	1993-96	924	173	5,232	5,405
9. Chris Relf	2008-11	860	1,575	3,297	4,872
10. Tommy Pharr	1967-69	976	569	3,720	4,289

YARDS PER GAME AVERAGE

Season: 485.7, Dak Prescott (2015) [6,314 in 13 games]
Career: 242.8, Dak Prescott (2012-15) [11,897 in 49 games]

PLAYS

Game: 70, Dak Prescott at Alabama (11-15-2014)

Season: 637, Dak Prescott (2015)

Career: 1,709, Dak Prescott (2012-15)

TOUCHDOWNS RESPONSIBLE FOR

GAME
 7. Keytaon Thompson, Stephen F. Austin (9-1-2018); Nick Fitzgerald, Samford (10-29-2016); Dak Prescott at Arkansas (11-21-2015)

SEASON

Player	Year	Rush	Pass	TDs
1. Dak Prescott	2014	14	27 & 1 rec.	42
2. Dak Prescott	2015	10	29	39
3. Nick Fitzgerald	2016	16	21	37
4. Nick Fitzgerald	2018	13	16	29
5. Nick Fitzgerald	2017	14	15	29
6. Tyler Russell	2012	2	24	26
7. Dak Prescott	2013	13	10 & 2 rec.	25
8. Jackie Parker	1952	16	8	24
9. Don Smith	1985	6	15	21
10. Vick Ballard	2010	19	0	19

CAREER

Player	Years	Rush	Pass	TDs
1. Dak Prescott	2012-15	41	70 & 3 rec.	114
2. Nick Fitzgerald	2015-18	46	55	101
3. Don Smith	1983-86	21	31	52
4. Anthony Dixon	2006-09	46	0	46
5. Tyler Russell	2010-13	3	42	45
6. John Bond	1980-83	24	18	42
7. Wayne Madkin	1998-01	7	34	41
8. Derrick Taite	1993-96	2	38	40
9. Jackie Parker	1952-53	24	15	39
10. Chris Relf	2008-11	9	28	37



Dak Prescott (2012-15) departed MSU with a total of 38 program records (single-game, single-season and career).

ALL-PURPOSE RECORDS

TOTAL ALL-PURPOSE YARDS

GAME	Player	Yds.	Opponent	Date	Stats
1.	Nick Turner	344	Tennessee	11-15-2003	41 rush / 37 receive / 163 KOR / 103 PR
2.	LaDarius Perkins	319	Ole Miss	11-27-2010	98 rush / 140 receive / 65 KOR / 16 PR
3.	James Johnson	312	Alabama	11-14-1998	237 rush / 75 receive
4.	Jameon Lewis	267	Rice	12-31-2013	220 receive / 27 KOR / 20 PR
5.	Anthony Dixon	266	Kentucky	10-31-2009	252 rush / 14 receive
6.	David Smith	265	LSU	11-15-1969	-12 rush / 102 receive / 175 KOR
7.	Jerious Norwood	265	Houston	10-22-2005	247 rush / 9 receive / 9 PR
8.	LaDarius Perkins	261	Troy	9-15-2012	179 rush / -3 receive / 85 KOR
9.	Eric Moulds	258	LSU	9-10-1994	95 receive / 163 KOR
	Nick Fitzgerald	258	Ole Miss	11-26-2016	258 rush

SEASON

Player	Season	Yds.	Rush	Rec.	KR	PR
1. Nick Turner	2003	1,664	696	93	565	310
2. Josh Robinson	2014	1,573	1,203	370	0	0
3. Kevin Prentiss	1998	1,546	68	681	458	339
4. Jameon Lewis	2013	1,537	117	923	446	51
5. Kytlin Hill	2019	1,530	1,350	180	0	0
6. Anthony Dixon	2009	1,514	1,391	123	0	0
7. Dicenso Miller	2000	1,513	1,005	344	62	102
8. LaDarius Perkins	2012	1,509	1,024	160	325	0
9. James Johnson	1998	1,481	1,383	98	0	0
10. Nick Fitzgerald	2016	1,384	1,375	9	0	0

CAREER

Player	Years	Yds.	Rush	Rec.	KR	PR
1. Anthony Dixon	2006-09	4,443	3,994	449	0	0
2. LaDarius Perkins	2010-13	4,253	2,554	714	969	16
3. Walter Packer	1973-76	4,169	2,820	171	1,166	12
4. Tony James	1989-92	3,973	218	561	1,862	1,332
5. Jerious Norwood	2002-05	3,750	3,212	186	309	43
6. Nick Fitzgerald	2015-18	3,616	3,607	9	0	0
7. David Smith	1968-70	3,572	80	2,168	1,131	193
8. Chad Bumphis	2009-12	3,380	232	2,270	526	352
9. Mardye McDole	1977-80	3,353	430	2,214	427	282
10. Dicenso Miller	1998-01	3,274	2,209	732	186	147

YARDS PER PLAY

GAME (MIN. 5 PLAYS)

34.0, Eric Moulds, Tulane (10-22-1994) [7 for 238 yds]

GAME (MIN. 10 PLAYS)

23.3, Kevin Prentiss vs. Tennessee (12-5-1998) [10 for 233 yds]

SEASON

23.0, Eric Moulds (1994) [55 for 1,263 yards]

CAREER (MIN. 150 PLAYS)

17.8, Glen Young (1979-82) [162 for 2,883 yards]

CAREER (MIN. 200 PLAYS)

14.5, Mardye McDole (1977-80) [232 for 3,353 yards]

PLAYS

GAME

40, Michael Davis, Ole Miss (11-27-1993)

SEASON

276, Anthony Dixon (2007)

CAREER

966, Anthony Dixon (2006-09)



PASSING RECORDS

PASSING ATTEMPTS

GAME

61, Will Rogers at Ole Miss (11-28-2020)

By a Senior: 60, K.J. Costello, at LSU, 2020

By a Junior: 51, Dak Prescott, vs. Georgia Tech, 2014

By a Sophomore: 47, Tony Shell, at Tulane, 1988

By a Freshman: 61, Will Rogers, at Ole Miss, 2020

SEASON

Player	Att.	Year	Yds.	Pct.	Cmp.
1. Dak Prescott	477	2015	3,793	.662	316
2. Dak Prescott	396	2014	3,449	.616	244
3. Tyler Russell	394	2012	2,897	.586	231
4. Nick Fitzgerald	361	2016	2,423	.543	196
5. Kevin Fant	351	2003	2,151	.530	186
6. Will Rogers	346	2020	1,976	.691	239
7. Tony Shell	335	1988	1,884	.457	153
8. Tommy Pharr	319	1968	1,838	.542	173
9. Don Smith	312	1985	2,332	.458	143
10. Kevin Fant	311	2002	1,918	.524	163

By a Senior: 477, Dak Prescott, 2015

By a Junior: 396, Dak Prescott, 2014

By a Sophomore: 361, Nick Fitzgerald, 2016

By a Freshman: 346, Will Rogers, 2020

CAREER

Player	Att.	Years	Cmp.	Yds.
1. Dak Prescott	1,169	2012-15	734	9,376
2. Nick Fitzgerald	942	2015-18	511	6,207
3. Wayne Madkin	887	1998-01	462	6,336
4. Kevin Fant	866	2000-03	461	5,631
5. Don Smith	738	1983-86	342	5,229
6. Derrick Taite	734	1993-96	362	5,232
7. Tony Shell	715	1988-90	349	4,292
8. Tyler Russell	699	2010-13	410	5,441
9. John Bond	665	1980-83	307	4,621
10. Tommy Pharr	648	1967-69	339	3,720

COMPLETIONS

GAME

Cmp.	Player	Opponent	Date
1. 45	Will Rogers	at Ole Miss	11-28-2020
2. 43	K.J. Costello	Arkansas	10-3-2020
3. 41	Will Rogers	at Georgia	11-21-2020
4. 38	Dak Prescott	at Arkansas	11-21-2015
5. 36	K.J. Costello	at LSU	9-26-2020
6. 36	K.J. Costello	at Kentucky	10-10-2020
7. 35	Will Rogers	Vanderbilt	11-7-2020
8. 34	Dak Prescott	LSU	9-12-2015
9. 33	Dak Prescott	at Arkansas	11-21-2015
33	Dak Prescott	vs. Georgia Tech	12-31-2014

By a Senior: 43, K.J. Costello, Arkansas, 2020

By a Junior: 33, Dak Prescott, vs. Georgia Tech, 2014

By a Sophomore: 26, Nick Fitzgerald, vs. UMass, 2016

By a Freshman: 45, Will Rogers, at Ole Miss, 2020

SEASON

Player	Cmp.	Year	Att.	Yds.
1. Dak Prescott	316	2015	477	3,793
2. Dak Prescott	244	2014	396	3,449
3. Will Rogers	239	2020	346	1,976
4. Tyler Russell	231	2012	394	2,897
5. Nick Fitzgerald	196	2016	361	2,423
6. Kevin Fant	186	2003	351	2,151
7. Tommy Pharr	173	1968	319	1,838
8. Derrick Taite	165	1995	309	2,241
9. Kevin Fant	163	2002	311	1,918
Dave Marler	163	1978	287	2,422

By a Senior: 316, Dak Prescott, 2015

By a Junior: 244, Dak Prescott, 2014

By a Sophomore: 196, Nick Fitzgerald, 2016

By a Freshman: 239, Will Rogers, 2020

CAREER

Player	Cmp.	Years	Att.	Yds.
1. Dak Prescott	734	2012-15	1169	9,376
2. Nick Fitzgerald	511	2015-18	942	6,207
3. Wayne Madkin	462	1998-01	887	6,336
4. Kevin Fant	461	2000-03	866	5,631
5. Tyler Russell	410	2010-13	699	5,441
6. Derrick Taite	362	1993-96	734	5,232
7. Tony Shell	349	1988-90	715	4,292
8. Don Smith	342	1983-86	738	5,229
9. Tommy Pharr	339	1967-69	648	3,720
10. John Bond	307	1980-83	665	4,621

CONSECUTIVE COMPLETIONS

ONE GAME

12, K.J. Costello, Arkansas (10-3-2020)

ONE GAME BY A FRESHMAN

11, Garrett Shrader, Kentucky (9-21-2019)

10, Will Rogers, Texas A&M (10-17-2020)

TWO GAMES

17, Dave Marler, Florida State & vs. Tennessee (10-14 & 10-28-1978)

COMPLETION PERCENTAGE

GAME (MIN. 9 ATT.)

1.000, Jackie Parker, Ole Miss (11-28-1953) [9 of 9]

GAME (MIN. 15 ATT.)

.833, Will Rogers, Texas A&M (10-17-2020) [15 of 18]

GAME (MIN. 25 ATT.)

.788, Will Rogers, at Georgia (11-21-20) [41 of 52]

GAME (MIN. 35 ATT.)

.788, Will Rogers, at Georgia (11-21-20) [41 of 52]

GAME (MIN. 45 ATT.)

.788, Will Rogers, at Georgia (11-21-20) [41 of 52]

SEASON (MIN. 50 ATT.)

Player	Pct.	Year	Cmp.	Att.
1. Will Rogers	.691	2020	239	346
2. Dak Prescott	.662	2015	316	477
3. K.J. Costello	.641	2020	134	209
4. Dak Prescott	.616	2014	244	396
5. Tommy Stevens	.602	2019	97	161
6. Chris Relf	.600	2011	114	190
7. Tyson Lee	.588	2008	153	260
Tyson Lee	.588	2009	130	221
9. Tyler Russell	.586	2012	231	394
Chris Relf	.586	2010	129	220

By a Senior: .662, Dak Prescott, 2015

By a Junior: .616, Dak Prescott, 2014

By a Sophomore: .584, Dak Prescott, 2013

By a Freshman: .691, Will Rogers, 2020

CAREER

Player	Pct.	Years	Cmp.	Att.
1. Will Rogers	.691	2020-p	239	346
2. K.J. Costello	.641	2020-p	134	209
3. Dak Prescott	.628	2012-15	734	1,169
4. Tommy Stevens	.602	2019	97	161
5. Tyson Lee	.588	2008-09	283	481
6. Tyler Russell	.587	2010-13	410	699
7. Chris Relf	.580	2008-11	267	460
8. Dave Marler	.568	1977-78	163	287
9. Sleepy Robinson	.557	1989-92	108	194
10. Charlie Furlow	.555	1960-62	161	290

PASSING YARDS

GAME

Player	Yds.	Opp.	Date	C-Att.
1. K.J. Costello	623	at LSU	9-26-2020	36-60
2. Dak Prescott	508	Arkansas	11-21-2015	38-50
3. Derrick Taite	466	Tulane	10-22-1994	21-30
4. Dak Prescott	453	Georgia Tech	12-31-2014	33-51
5. Will Rogers	440	at Ole Miss	11-28-2020	45-61
6. Dave Marler	429	Alabama	11-4-1978	28-46
7. Wesley Carroll	421	Arkansas	11-17-2007	29-51
8. Nick Fitzgerald	417	Samford	10-29-2016	20-35
9. Todd Jordan	405	Florida	10-2-1993	24-44
10. Mike Henig	384	Kentucky	10-28-2006	22-41

By a Senior: 623, K.J. Costello, at LSU, 2020

By a Junior: 453, Dak Prescott, vs. Georgia Tech, 2014

By a Sophomore: 466, Derrick Taite, vs. Tulane, 1994

By a Freshman: 440, Will Rogers, at Ole Miss, 2020

SEASON

Player	Yds.	Year	Cmp.	Att.	Pct.
1. Dak Prescott	3,793	2015	316	477	.662
2. Dak Prescott	3,449	2014	244	396	.616
3. Tyler Russell	2,897	2012	231	394	.586
4. Nick Fitzgerald	2,423	2016	196	361	.552
5. Dave Marler	2,422	1978	163	287	.568
6. Don Smith	2,332	1985	143	312	.458
7. Derrick Taite	2,241	1995	165	309	.534
8. Kevin Fant	2,151	2003	186	351	.530
9. Will Rogers	1,976	2020	239	346	.691
10. Dak Prescott	1,940	2013	156	267	.584

By a Senior: 3,793, Dak Prescott, 2015

By a Junior: 3,449, Dak Prescott, 2014

By a Sophomore: 2,423, Nick Fitzgerald, 2016

By a Freshman: 1,976, Will Rogers, 2020

CAREER

Player	Yds.	Years	Cmp.	Att.	Pct.
1. Dak Prescott	9,376	2012-15	734	1169	.628
2. Wayne Madkin	6,336	1998-01	462	887	.521
3. Nick Fitzgerald	6,207	2015-18	511	942	.542
4. Kevin Fant	5,631	2000-03	461	866	.532
5. Tyler Russell	5,441	2010-13	410	699	.587
6. Derrick Taite	5,232	1993-96	362	734	.493
7. Don Smith	5,229	1983-86	342	738	.463
8. John Bond	4,621	1980-83	307	665	.462
9. Tony Shell	4,292	1988-90	349	715	.488
10. Tommy Pharr	3,720	1967-69	339	648	.523

PASSING YARDS PER ATTEMPT

GAME (MIN. 25 ATTEMPTS)

14.03, Derrick Taite, vs. Tulane, 1994

SEASON (MIN. 100 ATTEMPTS)

8.71, Dak Prescott, 2014

CAREER (MIN. 150 ATTEMPTS)

Player	Yds/Att.	Years	Att.	Yds.
1. Jackie Parker	8.518	1952-53	166	1,414
2. Dave Marler	8.439	1977-78	287	2,422
3. Dak Prescott	8.021	2012-15	1169	9,376
4. Sleepy Robinson	7.789	1989-92	194	1,511
5. Tyler Russell	7.784	2010-13	699	5,441
6. Garrett Shrader	7.647	2019-20	153	1,170
7. Tommy Stevens	7.174	2019	161	1,155
8. Chris Relf	7.167	2008-11	460	3,297
9. Wayne Madkin	7.143	1998-01	462	6,336
10. Greg Plump	7.134	1991-93	157	1,120

PASSING YARDS PER GAME SEASON

	Player	YPG	Year	GP	Cmp.	Att.	Yds.
1.	Dak Prescott	291.77	2015	13	316	477	3,793
2.	Dak Prescott	265.31	2014	13	244	396	3,449
3.	Tyler Russell	222.85	2012	13	231	394	2,897
4.	Dave Marler	220.18	1978	11	163	287	2,422
5.	Will Rogers	219.56	2020	9	239	346	1,976
6.	K.J. Costello	213.83	2020	6	134	209	1,283
7.	Don Smith	212.00	1985	11	143	312	2,332
8.	Derrick Taite	203.73	1995	11	165	309	2,241
9.	Tommy Pharr	200.38	1969	8	140	258	1,603
10.	Kevin Fant	191.80	2002	10	163	311	1,918

200-YARD PASSING GAMES SEASON

	Player	Games	Year
1.	Dak Prescott	12	2015
	Dak Prescott	12	2014
3.	Tyler Russell	8	2012
4.	Derrick Taite	6	1995
	Dave Marler	6	1978
	Tommy Pharr	6	1968
7.	Will Rogers	5	2020
	Nick Fitzgerald	5	2016
	Dak Prescott	5	2013
	Kevin Fant	5	2003
	Tommy Pharr	5	1969
	Wayne Madkin	5	2000
	Tony Shell	5	1988
	Don Smith	5	1985

CAREER

	Player	Games	Years
1.	Dak Prescott	29	2012-15
2.	Tommy Pharr	11	1967-69
	Wayne Madkin	11	1998-01
	Kevin Fant	11	2000-03
5.	Nick Fitzgerald	10	2015-18
	Tyler Russell	10	2010-13
7.	Derrick Taite	9	1993-96
	Don Smith	8	1983-86
9.	Tony Shell	7	1988-90

300-YARD PASSING GAMES SEASON

7, Dak Prescott (2015)

CAREER

9, Dak Prescott (2012-15)

LONGEST PASSES

Yds.	Players	Opponent	Year
1.	91 Kevin Fant to Terrell Grindle	Kentucky	2002
2.	89 Kevin Fant to Ray Ray Bivines	Jacksonville State	2002
3.	88 Tommy Stevens to Kylin Hill	Abilene Christian	2019
4.	87 Tommy Pharr to Eric Hoggatt	Florida	1969
5.	84 Keytaon Thompson to Osirus Mitchell	Stephen F. Austin	2018
	84 Nick Fitzgerald to Stephen Guidry	Texas A&M	2018
	84 Omarr Conner to Ty Freeman	Ole Miss	2004
	84 Derrick Taite to Keffer McGee	Auburn	1995
9.	83 Bill Stanton to William Earl Morgan	Kentucky	1955
10.	82 Wayne Madkin to Terrell Grindle	LSU	2000

PASSING TOUCHDOWNS GAME

	Player	TDs	Opp. at LSU	Date
1.	K.J. Costello	5	at LSU	9-26-2020
	Keytaon Thompson	5	Stephen F. Austin	9-1-2018
	Nick Fitzgerald	5	Samford	10-29-2016
	Dak Prescott	5	Arkansas	11-21-2015
5.	Nick Fitzgerald	4	Arkansas	11-17-2018
	Nick Fitzgerald	4	Texas A&M	10-27-2018
	Dak Prescott	4	NC State	12-30-2015
	Dak Prescott	4	Missouri	11-5-2015
	Dak Prescott	4	UAB	9-6-2014
	Dak Prescott	4	Southern Miss	8-30-2014
	Tyler Russell	4	Arkansas	11-17-2012
	Tyler Russell	4	Memphis	9-4-2010
	Wesley Carroll	4	Arkansas	11-17-2007
	Omarr Conner	4	Murray State	9-3-2005
	Derrick Taite	4	Memphis	9-2-1995
	Derrick Taite	4	Tulane	10-22-1994
	Tony Shell	4	Alabama	10-29-1988
	Tony Shell	4	Georgia	9-17-1988

By a Senior: 5, K.J. Costello, at LSU, 2020; Dak Prescott, at Arkansas, 2015

By a Junior: 4, Five Times

Last: Dak Prescott, vs. Southern Miss, 2014

By a Sophomore: 5, Keytaon Thompson, Stephen F. Austin, 2018; Nick Fitzgerald, vs. Samford, 2016

By a Freshman: 4, Tyler Russell, vs. Memphis, 2010; Wesley Carroll, vs. Arkansas, 2007

SEASON

	Player	TDs	Year	Cmp.	Att.	Yds.
1.	Dak Prescott	29	2015	316	477	3,793
2.	Dak Prescott	27	2014	244	396	3,449
3.	Tyler Russell	24	2012	231	394	2,897
4.	Nick Fitzgerald	21	2016	196	361	2,423
5.	Nick Fitzgerald	16	2018	145	281	1,767
	Derrick Taite	16	1995	165	309	2,241
7.	Nick Fitzgerald	15	2017	159	286	1,782
	Don Smith	15	1985	143	312	2,332
9.	Kevin Fant	14	2003	186	351	2,151
	Derrick Taite	14	1994	110	220	1,806

By a Senior: 29, Dak Prescott, 2015

By a Junior: 27, Dak Prescott, 2014

By a Sophomore: 21, Nick Fitzgerald, 2016

By a Freshman: 11, Will Rogers, 2020; Wayne Madkin, 1998

CAREER

	Player	TDs	Years	Yds.	Int.
1.	Dak Prescott	70	2012-15	9,376	23
2.	Nick Fitzgerald	55	2015-18	6,207	30
3.	Tyler Russell	42	2010-13	5,441	23
4.	Derrick Taite	38	1993-96	5,232	25
5.	Wayne Madkin	34	1998-01	6,336	35
6.	Kevin Fant	33	2000-03	5,631	43
7.	Don Smith	31	1983-86	5,229	35
8.	Chris Relf	28	2008-11	3,297	18
9.	Tony Shell	25	1988-90	4,292	29
	Tommy Pharr	24	1967-69	3,720	36

CONSECUTIVE GAMES WITH A TD PASS

One Season: 13, Dak Prescott (2014)

Two Seasons: 17, Dak Prescott (2014-15)

PASSING EFFICIENCY SEASON (MIN. 50 ATT.)

	Player	P.E.	Year	Yds.	TD	Int.
1.	Dak Prescott	151.72	2014	3,449	27	11
2.	Dak Prescott	151.01	2015	3,793	29	5
3.	Tyler Russell	144.54	2010	635	5	6
4.	Bruce Threadgill	143.69	1976	807	7	4
5.	Tyler Russell	142.20	2013	875	5	3
6.	Chris Relf	140.99	2010	1,789	13	6
7.	Tommy Stevens	136.84	2019	1,155	11	5
8.	Tyler Russell	135.42	2012	2,897	24	10
9.	Tyler Russell	135.08	2011	1,034	8	4
10.	Steeple Robinson	132.93	1991	1,167	8	7

CAREER

	Player	P.E.	Years	Yds.	TD	Int.
1.	Dak Prescott	146.10	2012-15	9,376	70	23
2.	Tyler Russell	137.29	2010-13	5,441	42	23
3.	Tommy Stevens	136.84	2019	1,155	11	5
4.	Jackie Parker	135.11	1952-53	1,414	15	5
5.	Steeple Robinson	133.57	1989-92	1,511	14	11
6.	Chris Relf	130.57	2008-11	3,297	28	18
7.	Dave Marler	128.48	1977-78	2,422	11	17
8.	Will Rogers	123.49	2020-p	1,976	11	7
9.	Nick Fitzgerald	122.49	2015-18	6,207	55	30
10.	Derrick Taite	119.47	1993-96	5,232	38	25

INTERCEPTION PERCENTAGE CAREER

	Player	Pct.	Years	Int.	Att.
1.	Dak Prescott	.0196	2012-15	23	1,169
2.	Will Rogers	.0202	2020-p	7	346
3.	Omarr Conner	.0296	2003-06	15	507
4.	Tommy Stevens	.0310	2019	5	161
5.	Nick Fitzgerald	.0318	2015-18	30	942
6.	Tyler Russell	.0329	2010-13	23	699
7.	Derrick Taite	.0341	1993-96	25	734
8.	Ashby Cook	.0356	1963-65	8	225
9.	Wesley Carroll	.0378	2007-08	14	370
10.	Chris Relf	.0391	2008-11	18	460

INTERCEPTIONS THROWN GAME

6, Michael Henig, LSU (8-30-2007); Max Stainbrook at Cincinnati (10-15-49)

SEASON

21, Kevin Fant (2003)

CAREER

43, Kevin Fant (2000-03)

CONSECUTIVE ATTEMPTS WITHOUT AN INTERCEPTION GAME


61, Will Rogers, at Ole Miss (11-28-20)

SEASON

238, Dak Prescott (2015)

CAREER

288, Dak Prescott (2014-15)



In 2020, Will Rogers set the MSU single-game record tossing 61 consecutive passing attempts without having a ball intercepted. He currently holds the career record for lowest interception percentage entering 2021.



RECEIVING RECORDS

RECEPTIONS
GAME

	Player	No.	Opponent	Date	Yds.
1.	Kylin Hill	15	at Kentucky	10-10-2020	79
	Eric Moulds	15	Tennessee	9-23-1995	183
3.	David Smith	14	Ole Miss	11-27-1969	194
4.	Fred Ross	12	Ole Miss	11-28-2015	117
	David Smith	12	Texas Tech	10-17-1970	215
	Sammy Milner	12	Auburn	9-28-1968	146
7.	Fred Ross	11	Missouri	11-5-2015	115
	Fred Ross	11	Texas A&M	10-3-2015	103
	David Smith	11	Richmond	9-20-1969	138
	Bobby Gossett	11	Florida State	11-9-1968	96

By a Senior: 15, Kylin Hill, at Kentucky, 2020
By a Junior: 15, Eric Moulds, at Tennessee, 1995
By a Sophomore: 12, Sammy Milner, vs. Auburn, 1968
By a Freshman: 11, Bobby Gossett, vs. Florida State, 1968

By a Wide Receiver: 15, Eric Moulds, at Tennessee, 1995
By a Tight End: 7, Louis Clark, at Kentucky, 1985; Howard Lewis vs. Auburn, 1974
By a Running Back: 15, Kylin Hill, at Kentucky, 2020

SEASON

	Player	Rec.	Year	Yds.	Avg.
1.	Fred Ross	88	2015	1,007	11.4
2.	David Smith	74	1970	987	13.3
3.	Fred Ross	72	2016	917	12.7
4.	Jameon Lewis	64	2013	923	14.4
	Sammy Milner	64	1969	745	11.6
	Sammy Milner	64	1968	909	14.2
7.	Justin Jenkins	62	2003	880	14.2
	Eric Moulds	62	1995	779	12.6
9.	Jo'quavious Marks	60	2020	268	4.5
	De'Runnya Wilson	60	2015	918	15.3

By a Senior: 74, David Smith, 1970
By a Junior: 88, Fred Ross, 2015
By a Sophomore: 64, Sammy Milner, 1968
By a Freshman: 60, Jo'quavious Marks, 2020

By a Wide Receiver: 88, Fred Ross, 2015
By a Tight End: 30, Malcolm Johnson, 2013
By a Running Back: 60, Jo'quavious Marks, 2020

CAREER

	Player	Rec.	Years	Yds.	Avg.
1.	Fred Ross	199	2013-16	2,528	12.7
2.	David Smith	162	1968-70	2,168	13.4
3.	Chad Bumphis	159	2009-12	2,270	14.3
4.	Sammy Milner	146	1968-70	1,806	12.4
5.	Justin Jenkins	139	2000-03	1,974	14.2
6.	De'Runnya Wilson	133	2013-15	1,758	13.2
7.	Terrell Grindle	119	1999-02	1,724	14.5
8.	Eric Moulds	118	1993-95	2,022	17.1
9.	Mardye McDole	116	1977-80	2,214	19.1
10.	Chris Smith	109	2009-12	1,180	10.8

By a Wide Receiver: 199, Fred Ross, 2013-16
By a Tight End: 88, Malcolm Johnson, 2011-14
By a Running Back: 85, Justin Griffith, 1999-02

DOUBLE-DIGIT RECEPTION GAMES

	Rec.	Player	Opponent	Date
1.	15	Kylin Hill (RB; Sr.)	at Kentucky	10/10/2020
	15	Eric Moulds (WR; Jr.)	at Tennessee	9/23/1995
3.	14	David Smith (WR, Jr.)	Ole Miss	11/27/1969
4.	12	Fred Ross (WR; Jr.)	Ole Miss	11/28/2015
	12	David Smith (WR, Sr.)	Texas Tech	10/17/1970
	12	Sammy Milner (WR, So.)	Auburn	9/28/1968
7.	11	Fred Ross (WR; Jr.)	Texas A&M	10/3/2015
	11	Fred Ross (WR; Jr.)	at Missouri	11/5/2015
	11	David Smith (WR, Jr.)	Richmond	9/20/1969
	11	Bobby Gossett (RB, Jr.)	Florida State	11/9/1968
11.	10	Jo'quavious Marks (RB; Fr.)	Arkansas	10/3/2020
	10	Fred Ross (WR; Jr.)	at Arkansas	11/21/2015
	10	De'Runnya Wilson (WR; Jr.)	at Arkansas	11/21/2015
	10	Brandon McRae (WR; Jr.)	at Georgia Tech	9/20/2008
	10	Jamaye Smith (WR; Jr.)	vs. Arkansas	11/17/2007
	10	Eric Moulds (WR; Jr.)	at Auburn	10/7/1995

CAREER DOUBLE-DIGIT RECEPTION GAMES

	Games	Name	Years
1.	4	Fred Ross	2013-16
2.	3	David Smith	1968-70
3.	2	Eric Moulds	1993-95
4.	1	Bobby Gossett	1967-69
	1	Kylin Hill	2017-20
	1	Jo'quavious Marks	2020-p
	1	Brandon McRae	2007-09
	1	Sammy Milner	1968-70
	1	Jamaye Smith	2006-08
	1	De'Runnya Wilson	2013-15

CONSECUTIVE GAMES WITH A CATCH
CAREER

35, Fred Ross (2013-16)

RECEIVING YARDS
GAME

	Player	No.	Opponent	Date	Rec.
1.	Jameon Lewis	220	Rice	12-31-2013	9
2.	David Smith	215	Texas Tech	10-17-1970	12
3.	Jamaye Smith	208	Arkansas	11-17-2007	10
	Danny Knight	208	Florida	9-25-1982	8
	Sammy Milner	208	Texas Tech	10-19-1968	9
6.	Donald Gray	207	Samford	10-29-2016	4
7.	David Smith	194	Ole Miss	11-27-1969	14
8.	Tony Burks	192	Kentucky	10-28-2006	7
9.	Osirus Mitchell	183	at LSU	9-26-2020	7
	Eric Moulds	183	Tennessee	9-23-1995	15

By a Senior: 215, David Smith, vs. Texas Tech, 1970
By a Junior: 220, Jameon Lewis, vs. Rice, 2013
By a Sophomore: 208, Sammy Milner, vs. Texas Tech, 1968
By a Freshman: 176, Jaden Walley, at Ole Miss, 2020

By a Wide Receiver: 220, Jameon Lewis, vs. Rice, 2013
By a Tight End: 153, Louis Clark, at Kentucky, 1985
By a Running Back: 140, LaDarius Perkins, at Ole Miss, 2010

SEASON

	Player	Yds.	Year	Rec.	Avg.
1.	Mardye McDole	1,035	1978	48	21.6
2.	Fred Ross	1,007	2015	88	11.4
3.	David Smith	987	1970	74	13.3
4.	Danny Knight	924	1982	37	25.0
5.	Jameon Lewis	923	2013	64	14.4
6.	Chad Bumphis	922	2012	58	15.9
7.	De'Runnya Wilson	918	2015	60	15.3
8.	Fred Ross	917	2016	72	12.7
9.	Sammy Milner	909	1968	64	14.2
10.	Justin Jenkins	880	2003	62	14.2

By a Senior: 987, David Smith, 1970
By a Junior: 1,007, Fred Ross, 2015
By a Sophomore: 1,035, Mardye McDole, 1978
By a Freshman: 718, Jaden Walley, 2020

By a Wide Receiver: 1,035, Mardye McDole, 1978
By a Tight End: 463, Louis Clark, 1985
By a Running Back: 416, Jeff Patton, 1985

CAREER

	Player	Yds.	Years	Rec.
1.	Fred Ross	2,528	2013-16	199
2.	Chad Bumphis	2,270	2009-12	159
3.	Mardye McDole	2,214	1977-80	116
4.	David Smith	2,168	1968-70	162
5.	Eric Moulds	2,022	1993-95	118
6.	Justin Jenkins	1,974	2000-03	139
7.	Sammy Milner	1,806	1968-70	146
8.	Danny Knight	1,773	1980-83	81
9.	Terrell Grindle	1,724	1999-02	119
10.	Bill Buckley	1,632	1971-73	102

By a Wide Receiver: 2,528, Fred Ross, 2013-16
By a Tight End: 1,192, Malcolm Johnson, 2011-14; Louis Clark, 1983-86
By a Running Back: 937, Justin Griffith, 1999-02

100-YARD RECEIVING GAMES
SEASON

	Player	Games	Year
1.	Fred Ross	5	2015
	Tony Burks	5	2006
	Mardye McDole	5	1978
4.	Jaden Walley	4	2020
	Chad Bumphis	4	2012
	Justin Jenkins	4	2003
	Danny Knight	4	1982
	Bill Buckley	4	1972
	David Smith	4	1969

CAREER

	Player	Games	Years
1.	Fred Ross	10	2013-16
2.	David Smith	8	1968-70
3.	Chad Bumphis	7	2009-12
	Mardye McDole	7	1977-80
5.	Justin Jenkins	6	2000-03
	Bill Buckley	6	1971-73
7.	Tony Burks	5	2006-07
	Danny Knight	5	1980-83
9.	Jaden Walley	4	2020-p
	Jameon Lewis	4	2011-14
	Fred Hadley	4	1984-88
	Willie Harris	4	1989-92
	Eric Moulds	4	1993-95
	Terrell Grindle	4	1999-02



YARDS PER CATCH

GAME

Min. 5 catches: 32.0, Eric Moulds, Tulane (10-22-1994) [5 for 160]

Min. 10 catches: 20.8, Jamayel Smith vs. Arkansas (11-17-2007) [10 for 208]

SEASON

Player	YPC	Year	Rec.	Yds.
1. Danny Knight	24.97	1982	37	924
2. Tony Burks	24.28	2006	35	850
3. Stephen Guidry	23.16	2018	19	440
4. Chris Jones	22.54	1993	24	541
5. Willie Harris	22.04	1991	24	529
6. Eric Moulds	21.67	1994	39	845
7. Mardye McDole	21.56	1978	48	1035
8. Danny Knight	19.74	1983	34	671
9. Kelvin Love	19.40	1999	43	834
10. Kevin Prentiss	19.25	1997	20	385

CAREER (MIN. 40 CATCHES)

Player	YPC	Years	Rec.	Yds.
1. Danny Knight	21.89	1980-83	81	1,773
2. Kelvin Love	21.15	1998-99	52	1,100
3. Chris Jones	19.34	1992-95	62	1,199
4. Louis Clark	19.23	1983-86	62	1,192
5. Mardye McDole	19.09	1977-80	116	2,214
6. Willie Harris	18.80	1989-92	74	1,391
7. Kevin Prentiss	18.38	1997-98	58	1,066
8. Fred Hadley	17.67	1984, 86-88	86	1,520
9. Eric Moulds	17.14	1993-95	118	2,022

RECEIVING YARDS PER GAME

SEASON

94.5, David Smith (1969) [756 in 8 games]

CAREER

74.8, David Smith (1968-70) [2,168 in 29]

RECEIVING TOUCHDOWNS

GAME

3, Donald Gray, Samford (10-29-2016); Chad Bumphis at Troy (9-15-2012); Sammy Milner vs. Florida (9-27-1969)

By a Senior: 3, Chad Bumphis, vs. Troy, 2012; Sammy Milner, vs. Florida, 1969

By a Junior: 3, Donald Gray, vs. Samford, 2016

By a Sophomore: 2, Multiple Times

Last: **Osirus Mitchell, vs. Stephen F. Austin, 2018**

By a Freshman: 2, Multiple Times

Last: **Austin Williams, vs. Arkansas, 2018**

By a Wide Receiver: 3, Donald Gray, vs. Samford, 2016; Chad Bumphis, vs. Troy, 2012; Sammy Milner, vs. Florida, 1969

By a Tight End: 2, Multiple Times

Last: Marcus Green, vs. Tennessee, 2012

By a Running Back: 2, Multiple Times

Last: Brandon Holloway, vs. NC State, 2015

SEASON

Player	TDs	Year	Rec.	Yds.	Avg.
1. Chad Bumphis	12	2012	58	922	15.9
Fred Ross	12	2016	72	917	12.7
3. DeRunnya Wilson	10	2015	60	918	15.3
4. DeRunnya Wilson	9	2014	47	680	14.5
Justin Jenkins	9	2003	62	880	14.2
6. Justin Jenkins	8	2001	42	661	15.7
7. Eric Moulds	7	1994	39	845	21.7
Danny Knight	7	1982	37	924	25.0
Mardye McDole	7	1978	48	1,035	21.6
Bill Buckley	7	1973	41	661	16.1

By a Senior: 12, Fred Ross, 2016; Chad Bumphis, 2012

By a Junior: 10, DeRunnya Wilson, 2015

By a Sophomore: 9, DeRunnya Wilson, 2014

By a Freshman: 4, Chad Bumphis, 2009

By a Wide Receiver: 12, Fred Ross, 2016; Chad Bumphis, 2012

By a Tight End: 6, Marcus Green, 2012

By a Running Back: 5, Brandon Holloway, 2015

CAREER

Player	TDs	Years	Rec.
1. Chad Bumphis	24	2009-12	159
2. Fred Ross	22	2013-16	199
DeRunnya Wilson	22	2013-15	133
4. Justin Jenkins	17	2000-03	139
Eric Moulds	17	1993-95	118
6. Osirus Mitchell	14	2017-p	106
Bill Buckley	14	1971-73	102
8. Jerry Bouldin	13	1987-90	78
Mardye McDole	13	1977-80	116
10. David Smith	12	1968-70	162

By a Wide Receiver: 24, Chad Bumphis, 2009-12

By a Tight End: 14, Malcolm Johnson, 2011-14

By a Running Back: 10, LaDarius Perkins, 2010-13

CONSECUTIVE GAMES WITH A TD CATCH

SEASON

5, Justin Jenkins (2003)

CAREER

5, Justin Jenkins (2003)

SCORING RECORDS

POINTS

GAME

Any game: 42, Harry McArthur, Cumberland (10-10-1914) [7 TD]

Modern game: 29, Jackie Parker, Arkansas State (10-4-1952)

By a kicker: 17, Derek DePasquale, UAB (10-23-2010)

SINGLE-GAME KICKING POINTS

Pts.	Player	Opponent	FG, XP	Date
1. 17	Derek DePasquale	UAB	5 FG, 2 XP	10-23-2010
2. 16	Brian Hazelwood	Arkansas	5 FG, 1 XP	11-21-1998
16	Tim Rogers	vs. NC State	5 FG, 1 XP	1-1-1995
4. 14	Brandon Ruiz	Missouri	3 FG, 5 XP	12-19-2020
14	Brandon Ruiz	at LSU	3 FG, 5 XP	9-26-2020
14	Brian Hazelwood	at Alabama	4 FG, 2 XP	11-15-1997
6. 13	Jace Christman	LSU	3 FG, 4 XP	9-16-2017
13	Tim Rogers	at Kentucky,	2 FG, 7 XP	10-29-1994
13	Joel Logan	Tulane	4 FG, 1 XP	11-7-1987
9. 12	Jace Christman	at Arkansas	2 FG, 6 XP	11-2-2019
12	Devon Bell	South Alabama	3 FG, 3 XP	9-22-2012
12	Brent Smith	Vanderbilt	3 FG, 3 XP	10-4-2003
12	Scott Westerfield	at Vanderbilt	3 FG, 3 XP	10-2-1999
12	Tom Burke	at Tulane	3 FG, 3 XP	9-25-1993
12	Chris Gardner	Florida	3 FG, 3 XP	10-1-1992
12	Chris Gardner	Tulane	2 FG, 6 XP	9-14-1991
12	Artie Cosby	Syracuse	3 FG, 3 XP	9-24-1985
12	Artie Cosby	at Alabama	4 FG	10-29-1983
12	Kinney Jordan	Louisville	3 FG, 3 XP	9-18-1976

SEASON

Player	Pts.	Year	TD	FG	PAT
1. Vick Ballard	120	2010	20	0	0
Jackie Parker	120	1952	16	0	24
3. Westin Graves	97	2015	0	15	52
4. Anthony Dixon	96	2007	16	0	0
Nick Fitzgerald	96	2016	16	0	0
6. Dak Prescott	92	2013	15	0	*1
Keffer McGee	92	1995	15	0	*1

* - 2-point conversions

By a kicker: 97, Westin Graves (2015) [15 field goals & 52 extra points]

CAREER

Player	Pts.	Years	TD	FG	PAT
1. Nick Fitzgerald	276	2015-18	46	0	0
Anthony Dixon	276	2006-09	46	0	0
3. Dak Prescott	266	2012-15	44	0	0
4. Jace Christmann	223	2017-20	0	32	127
5. Brian Hazelwood	218	1995-98	0	43	89
6. Artie Cosby	211	1983-86	0	48	67
7. Joel Logan	199	1987-90	0	41	76
8. Vick Ballard	186	2010-11	31	0	0
9. Jackie Parker	185	1952-53	24	0	41
10. Westin Graves	182	2014-16	0	26	104

* - 2-point conversions

By a kicker: 223, Jace Christmann (2017-20) [32 FG & 127 PAT]

POINTS RESPONSIBLE FOR

Game: 42, Harry McArthur, Cumberland (10-10-1914) [7 TD];

Jackie Parker at Auburn (11-8-1952) [6 TD & 6 PAT]

Season: 168, Jackie Parker (1952) [24 TD & 24 PAT]

Career: 318, Don Smith (1983-86) [52 TD & 3 2-pt PAT]

TOUCHDOWNS SCORED

Game: 7, Harry Furman, Southern Baptist (10-19-1907) & vs. Mercer (10-24-1907); Harry McArthur, Cumberland (10-7-1914)

Season: 20, Vick Ballard (2010)

Career: 46, Anthony Dixon (2006-09)



Brian Hazelwood ranks fourth in career points scored at MSU and owns the record for points scored by a Bulldog kicker (218).



KICKING RECORDS

FIELD GOAL ATTEMPTS

GAME	Player	FGA	Opp.	Date
1.	Tim Rogers	6	NC State	1-1-1995
2.	Dave Marler	5	Ole Miss	11-19-1977
	Artie Cosby	5	Kentucky	10-12-1985
	Joel Logan	5	Tulane	11-7-1987
	Brian Hazelwood	5	Arkansas	11-21-1998
	Derek DePasquale	5	UAB	10-23-2010

SEASON

	Player	FGA	Year	FGM
1.	Chris Gardner	27	1992	15
2.	Brian Hazelwood	26	1997	16
	Dave Marler	26	1977	13
4.	Scott Westerfield	24	1999	18
	Brian Hazelwood	24	1998	15

CAREER

Player	FGA	Years	FGM
1. Artie Cosby	81	1983-86	48
2. Brian Hazelwood	73	1995-98	43
3. Joel Logan	61	1987-90	41
4. Dana Moore	51	1979-82	34
5. Derek DePasquale	42	2009-11	32
Adam Carlson	42	2005-08	25
Scott Westerfield	42	1999-00	30
8. Chris Gardner	41	1989-92	24
9. Jace Christmann	40	2017-20	32
Kinney Jordan	40	1975-76	23

FIELD GOALS MADE

GAME	Player	FG	Opp.	Date
1.	Derek DePasquale	5	UAB	10-23-2010
	Brian Hazelwood	5	Arkansas	11-21-1998
	Tim Rogers	5	NC State	1-1-1995

SEASON

Player	FG	Years	FGA	
1. Scott Westerfield	18	1999	24	
2. Tom Burke	17	1993	23	
3. Brent Smith	16	2002	20	
	Brian Hazelwood	16	1997	26
5. Westin Graves	15	2015	18	

CAREER

Player	FG	Years	FGA
1. Artie Cosby	48	1983-86	81
2. Brian Hazelwood	43	1995-98	73
3. Joel Logan	41	1987-90	61
4. Dana Moore	34	1979-82	51
5. Jace Christmann	32	2017-20	40
Derek DePasquale	32	2009-11	42
7. Scott Westerfield	30	1999-00	42
8. Evan Sobiesk	27	2013-15	30
9. Westin Graves	26	2014-16	38
10. Adam Carlson	25	2005-08	42

FIELD GOAL PERCENTAGE

CAREER (MIN. 30 ATT.)

Player	Pct.	Years	FG	FGA
1. Jace Christmann	.800	2017-20	32	40
Brent Smith	.800	2002-03	24	30
3. Derek DePasquale	.762	2009-11	32	42
4. Scott Westerfield	.714	1999-00	30	42
5. Westin Graves	.684	2014-16	26	38
6. Joel Logan	.672	1987-90	41	61
7. Dana Moore	.667	1979-82	34	51
8. Adam Carlson	.595	2005-08	25	42
9. Artie Cosby	.593	1983-86	48	81
10. Brian Hazelwood	.589	1995-98	43	73

LONGEST FIELD GOALS

	Player	Yards	Opponent	Date
1.	Artie Cosby	54	Memphis	10-5-1985
2.	Brent Smith	53	Tennessee	11-16-2002
	Brian Hazelwood	53	Memphis	8-30-1997
	Kinney Jordan	53	Louisville	9-18-1976
	Kinney Johnson	53	Florida	9-27-1975
6.	Brian Hazelwood	52	Vanderbilt	9-5-1998
	Brent Smith	52	LSU	9-28-2002
8.	Jace Christmann	51	Tennessee	10-12-2019
	Scott Westerfield	51	Middle Tennessee	9-4-1999
	Brian Hazelwood	51	Memphis	8-30-1997
	Brian Hazelwood	51	Georgia	10-5-1996
	Artie Cosby	51	Ole Miss	11-19-1983
	Artie Cosby	51	LSU	11-12-1983
	Dana Moore	51	Auburn	10-23-1982
	Dana Moore	51	Memphis	9-5-1981

PAT KICKS ATTEMPTED

SEASON	Player	Att.	Year	Pct.	Made
1.	Evan Sobiesk	59	2014	.949	56
2.	Westin Graves	54	2015	.963	52
3.	Westin Graves	49	2016	.980	48
4.	Devon Bell	44	2012	.977	43
5.	Jace Christmann	42	2017	1.000	42
6.	Jace Christmann	41	2018	1.000	41
7.	Jace Christmann	40	2019	.975	39
8.	Scott Westerfield	39	2000	.949	37
9.	Vic Nickels	38	1974	.947	36
	Ted Shuff	38	1946	.789	30

CAREER

Player	Att.	Years	Made	Pct.
1. Jace Christmann	128	2017-20	127	.992
2. Westin Graves	108	2014-16	104	.963
3. Brian Hazelwood	94	1995-98	89	.947
4. Adam Carlson	91	2005-08	89	.978
5. Derek DePasquale	88	2009-11	87	.989
6. Joel Logan	84	1987-90	76	.905
7. Bob Morgan	78	1980-82	74	.949
8. Evan Sobiesk	75	2013-14	71	.947
9. Devon Bell	72	2012-15	70	.972
10. Artie Cosby	69	1983-86	67	.971

PAT KICKS MADE

SEASON	Player	Made	Year	Pct.	Att.
1.	Evan Sobiesk	56	2014	.949	59
2.	Westin Graves	52	2015	.963	54
3.	Westin Graves	48	2016	.980	49
4.	Devon Bell	43	2012	.977	44
5.	Jace Christmann	42	2017	1.000	42
6.	Jace Christman	41	2018	1.000	41
7.	Jace Christmann	39	2019	.975	40
8.	Scott Westerfield	37	2000	.949	39
9.	Derek DePasquale	36	2011	.973	37
	Vic Nickels	36	1974	.947	38

CAREER

Player	Made	Years	Pct.	Att.
1. Jace Christmann	127	2017-20	.992	128
2. Westin Graves	104	2014-16	.963	108
3. Adam Carlson	89	2005-08	.978	91
Brian Hazelwood	89	1995-99	.947	94
5. Derek DePasquale	87	2009-11	.989	88
6. Joel Logan	76	1987-90	.905	84
7. Bob Morgan	74	1980-82	.949	78
8. Evan Sobiesk	71	2013-14	.947	75
9. Devon Bell	70	2012-15	.972	72
10. Artie Cosby	67	1983-86	.971	69

CONSECUTIVE PAT KICKS MADE

One Season: 42, Westin Graves (2015) & Jace Christmann (2017)

Career: 95, Jace Christmann (2017-19)

PUNTING RECORDS

MOST PUNTS

GAME	16, Bob Hardison vs. TCU (10-24-1936)
------	---------------------------------------

SEASON

	Player	Punts	Year	Yds.	Avg.
1.	Dick McGraw	95	1967	3,567	37.55
2.	Blake McAdams	79	2008	3,049	38.60
3.	Blake McAdams	77	2007	3,024	39.27
	Lanny Sheffield	77	1971	3,035	39.42
5.	Mike Riley	75	1989	3,078	41.04
6.	Baker Swendenburg	71	2011	2,970	41.83
	Dick McGraw	71	1966	2,777	39.11
8.	Blake McAdams	69	2005	2,891	41.89
9.	Blake McAdams	68	2006	2,598	32.21
10.	Conn Canale	67	1969	2,550	38.06

CAREER

Player	Punts	Years	Yds.	Avg.
1. Blake McAdams	293	2005-08	11,562	39.46
2. Dana Moore	217	1979-82	8,860	40.83
3. Dick McGraw	214	1965-67	8,363	39.08
4. Mike Riley	213	1987-91	8,572	40.24
5. Jared Cook	198	2001-04	8,313	41.98
6. Mike Patrick	171	1972-74	6,999	40.93
7. Andy Russ	159	1993-96	6,672	41.96
8. Bobby Collins	156	1951-54	5,817	37.29
9. Baker Swendenburg	153	2010-13	6,373	41.65
10. Logan Cooke	150	2014-17	6,250	41.67

YARDS PUNTED

SEASON	Player	Yards	Year	Avg.	Punts
1.	Dick McGraw	3,567	1967	37.55	95
2.	Mike Riley	3,078	1989	41.04	75
3.	Blake McAdams	3,049	2008	38.60	79
4.	Lanny Sheffield	3,035	1971	39.42	77
5.	Blake McAdams	3,024	2007	39.27	77
6.	Baker Swendenburg	2,970	2011	41.83	71
7.	Blake McAdams	2,891	2005	41.89	69
8.	Dick McGraw	2,777	1966	39.11	71
9.	Mike Patrick	2,667	1973	44.45	60
10.	Prentiss Cole	2,601	2000	41.28	63

CAREER

Player	Yards	Years	Avg.	Punts
1. Blake McAdams	11,562	2005-08	39.46	293
2. Dana Moore	8,860	1979-82	40.83	217
3. Mike Riley	8,572	1987-91	40.24	213
4. Dick McGraw	8,363	1965-67	39.08	214
5. Jared Cook	8,313	2001-04	41.98	198
6. Mike Patrick	6,999	1972-74	40.93	171
7. Andy Russ	6,672	1993-96	41.96	159
8. Baker Swendenburg	6,373	2010-13	41.65	153
9. Logan Cooke	6,250	2014-17	41.67	150
10. Jeff Walker	6,126	1996-99	43.44	141

LONGEST PUNTS

Player	Yards	Opponent	Date
1. Mike Patrick	84	Alabama	11-2-1974
2. Mike Patrick	82	William & Mary	9-7-1974
3. Jeff Walker	79	Alabama	11-13-1999
4. Billy Murphy	78	Auburn	11-9-1946
Tom McWilliams	78	Arkansas A&M	10-14-1944
6. Bill Schoenrock	77	Tennessee	10-3-1959
7. Sonny Bruce	74	Tulane	10-29-1938
8. Blake McAdams	73	Auburn	9-15-2007
Mike Riley	73	Auburn	10-26-1991
10. Blake McAdams	72	Kentucky	11-01-2008
Andy Russ	72	Kentucky	11-9-1996
Tom McWilliams	72	Duquesne	10-18-1947



YARDS PER PUNT

GAME (MIN. 5 ATT.)

59.6, Tucker Day at Kentucky (10-10-2020) [5 for 298]

GAME (MIN. 10 ATT.)

47.5, Andy Russ at South Carolina (9-28-1996) [10 for 475]

SEASON (MIN. 20 ATT.)

Player	Avg.	Year	Punts	Yds.
1. Andy Russ	46.53	1996	53	2,466
2. Jeff Walker	45.53	1997	45	2,049
3. Mike Patrick	44.45	1973	60	2,667
4. Jared Cook	43.73	2004	49	2,143
5. Todd Jordan	43.60	1992	52	2,267
6. Robert Wallis	43.33	2003	30	1,300
7. Devon Bell	43.20	2014	50	2,160
8. Todd Jordan	42.91	1993	51	2,175
9. Tucker Day	42.89	2020	29	1,244
10. Jeff Walker	42.71	1999	52	2,221

CAREER

Player	Avg.	Years	Punts	Yds.
1. Jeff Walker	43.44	1996-99	141	6,126
2. Todd Jordan	42.80	1989-93	112	4,793
3. Devon Bell	42.56	2012-15	74	3,150
4. Jared Cook	41.98	2001-04	198	8,313
5. Andy Russ	41.96	1993-96	159	6,672
6. Logan Cooke	41.67	2014-17	150	6,250
7. Baker Swadenburg	41.65	2010-13	153	6,373
8. Tucker Day	41.48	2017-p	127	5,269
9. Mike Patrick	40.93	1972-74	171	6,999
10. Dana Moore	40.83	1979-82	217	8,860

PUNT RETURN RECORDS

MOST RETURNS

GAME

17, A.B. Stubbs vs. TCU (10-24-1936)

SEASON

Player	Returns	Year	Avg.	Yds.
1. Tony James	40	1989	10.9	437
2. Bobby Herrington	38	1933	11.2	425
3. Tony James	36	1992	9.9	358
4. Eddie Myles	29	1987	9.2	266
5. Nick Turner	28	2003	11.1	310

CAREER

Player	Returns	Years	Avg.	Yds.
1. Tony James	121	1989-92	11.0	1,332
2. Bobby Herrington	88	1930-31, '33	8.8	777
3. Derek Pegues	79	2005-08	10.0	792
4. Bernard Euell	56	1992-95	7.3	411
5. Tom McWilliams	55	1944, '46-48	14.5	795



Tony James holds the MSU single-season (40) and career (121) punt return records.

PUNT RETURN YARDS

GAME

157, Bobby Herrington at Vanderbilt (10-21-1933)

SEASON

Player	Yds.	Year	Ret.	Avg.
1. Tony James	437	1989	40	10.9
2. Bobby Herrington	425	1933	38	11.2
3. Marcus Rhoden	413	1965	19	21.7
4. Tony James	358	1992	36	9.9
5. Derek Pegues	350	2006	25	14.0
6. Tony James	341	1990	23	14.8
7. Kevin Prentiss	339	1998	26	13.0
8. Nick Turner	310	2003	28	11.1
9. Glen Young	307	1981	19	16.2
10. Tom McWilliams	306	1946	19	16.1

CAREER

Player	Yds.	Years	Ret.	Avg.
1. Tony James	1332	1989-92	121	11.0
2. Tom McWilliams	795	1944, 46-48	55	14.5
3. Derek Pegues	792	2005-08	79	10.0
4. Bobby Herrington	777	1930-31, 33	88	8.8
5. Marcus Rhoden	585	1964-66	42	13.9

YARDS PER PUNT RETURN

SEASON (MIN. 10 ATT.)

Player	Avg.	Year	Ret.	Yds.
1. Marcus Rhoden	21.7	1965	19	413
2. Frank Dowsing	18.6	1971	14	260
3. Tony Kotowski	16.8	1951	13	219
4. Glen Young	16.2	1981	19	307
5. Tom McWilliams	16.1	1946	19	306

CAREER (MIN. 25 ATT.)

Player	Avg.	Years	Ret.	Yds.
1. Frank Dowsing	15.2	1970-72	26	395
2. Tom McWilliams	14.5	1944, 46-48	55	795
3. Marcus Rhoden	13.9	1964-66	42	585
4. Kevin Prentiss	12.4	1997-98	31	383
5. Billy Stacy	11.2	1956-58	52	580

LONGEST PUNT RETURNS

Player	Yards	Opponent	Date
1. Ken Phares	90	Lamar	10-16-1971
2. Marcus Rhoden	89	Houston	9-18-1965
3. Frank Dowsing	88	Alabama	10-30-1971
4. Glen Young	87	Vanderbilt	9-19-1981
5. Dedrick Thomas	83	UMass	11-3-2017
Kevin Prentiss	83	Tennessee	12-5-1998
7. Chad Bumphis	82	Louisiana Tech	9-24-2011
Jim Tait	82	Memphis	10-1-1955
9. Derek Pegues	81	Jacksonville State	10-14-2006
10. Harvey Johnson	80	Samford	9-23-1939

PUNT RETURN YARDS PER GAME

SEASON

60.7, Bobby Herrington (1933) [425 in 7 games]

SEASON (MODERN ERA)

41.3, Marcus Rhoden (1965) [413 in 20 games]

CAREER

32.4, Bobby Herrington (1930-33) [777 in 24 games]

CAREER (MODERN ERA)

30.3, Tony James (1989-92) [1332 in 44 games]

PUNT RETURN TOUCHDOWNS

GAME

1, Many Times [Last: Dedrick Thomas, UMass] (11-3-2017)

SEASON

3, Marcus Rhoden (1965)

CAREER

4, Tom McWilliams (1944, 46-48)

KICKOFF RETURN RECORDS

MOST KICKOFF RETURNS

GAME

Player	Returns	Opp.	Date
1. Leon Berry	7	Florida	10-24-2009
Leon Berry	7	Auburn	9-12-2009
Nick Turner	7	Tennessee	11-15-2003
Fred Reid	7	Kentucky	11-2-2002

SEASON

Player	Returns	Year	Avg.	Yds.
1. Leon Berry	38	2009	26.7	1,015
2. Derek Pegues	31	2008	22.8	708
3. Derek Pegues	29	2006	23.7	687
4. Derek Pegues	28	2005	20.0	559
5. Eddie Myles	27	1988	19.8	535
John Moore	27	1987	17.2	464
David Smith	27	1968	21.9	590

CAREER

Player	Returns	Years	Avg.	Yds.
1. Derek Pegues	112	2005-08	22.3	2,498
2. Tony James	78	1989-92	23.9	1,862
3. John Moore	68	1985-89	17.6	1,197
4. Glen Young	66	1979-82	23.3	1,538
5. Walter Packer	60	1973-76	19.4	1,166

KICKOFF RETURN YARDS

GAME

186, Leon Berry at Auburn (9-12-2009)

SEASON

Player	Yds.	Year	Ret.	Avg.
1. Leon Berry	1,015	2009	38	26.7
2. Derek Pegues	708	2008	31	22.8
3. Derek Pegues	687	2006	29	23.7
4. Michael Robinson	643	1986	26	24.7
5. David Smith	590	1968	27	21.9
6. Fred Reid	577	2003	25	23.1
7. Marcus Rhoden	572	1966	26	22.0
8. Pig Prather	569	2001	25	22.8
9. Brandon Holloway	567	2015	24	23.6
10. Nick Turner	565	2003	24	23.5

CAREER

Player	Yds.	Years	Ret.	Avg.
1. Derek Pegues	2,498	2005-08	112	22.3
2. Tony James	1,862	1989-92	78	23.9
3. Glen Young	1,538	1979-82	66	23.3
4. Leon Berry	1,390	2009-10	52	26.7
Pig Prather	1,390	1998-01	59	23.6

YARDS PER KICKOFF RETURN

SEASON (MIN. 10 ATT.)

Player	Avg.	Year	Ret.	Yds.
1. Eric Moulds	32.8	1994	13	426
2. James Otis Doss	28.1	1977	16	450
3. Dan Bland	27.9	1964	20	558
4. Glen Young	27.6	1980	19	525

CAREER (MIN. 30 ATT.)

Player	Avg.	Years	Ret.	Yds.
1. Leon Berry	26.7	2009-10	52	1,015
2. Dan Bland	26.6	1963-65	42	1,118
3. Michael Robinson	24.3	1986-89	35	850
4. Tony James	23.9	1989-92	78	1,862
5. Brandon Holloway	23.7	2013-16	51	1,209

KICKOFF RETURN YARDS PER GAME

SEASON

84.6, Leon Berry (2009) [1,015 in 12 games]

CAREER

84.6, Leon Berry (2009) [1,015 in 12 games]



LONGEST KICKOFF RETURNS

Player	Yards	Opponent	Date
1. Brandon Holloway	100	Southern Miss	9-5-2015
Jameon Lewis	100	Ole Miss	11-24-2012
Fred Reid	100	Memphis	10-11-2003
Glen Young	100	LSU	11-15-1980
5. Carl Sikes	99	LSU	11-25-1933
6. Dennis Cross	98	Samford	10-3-1936
7. Leon Berry	97	Alcorn State	10-2-2010
8. Jerry Bouldin	96	Southern Miss	9-9-1989
9. Brandon Holloway	95	Alcorn State	9-7-2013
Marcus Rhoden	95	Southern Miss	10-8-1966
Blondy Black	95	Ole Miss	11-28-1942
Morley Jennings	95	Samford	11-18-1910
Frank Smith	95	Samford	11-18-1910

KICKOFF RETURN TOUCHDOWNS

GAME

1, Many Times [Last: Brandon Holloway 100yd at Southern Miss (9-5-15)]

SEASON

1, Many Times [Last: Brandon Holloway 100yd at Southern Miss (9-5-15)]

CAREER

2, Leon Berry (10-3-2009, Georgia Tech; 10-2-2010, Alcorn State)
Kevin Prentiss (9-6-1997, Kentucky; 9-26-1998 at South Carolina)

TOTAL RETURN RECORDS

MOST RETURNS

SEASON

61, Tony James (1989) [40 PR & 21 KR]

CAREER

199, Tony James (1989-92) [121 PR & 78 KR]

MOST YARDS

SEASON

1,037, Derek Pegues (2006) [350 PR & 687 KR]

CAREER

3,290, Derek Pegues (2005-08) [792 PR & 2498 KR]

YARDS PER RETURN

SEASON

26.8, Leon Berry (2010) [14 for 378 yards]

CAREER

26.7, Leon Berry (2009-10) [61 for 1459 yards]

TOUCHDOWNS

SEASON

3, Marcus Rhoden (1965) [3 PR]

CAREER

5, Tom McWilliams (1944, '46-48) [4 PR & 1 KR]



Leon Berry owns MSU career records for yards per kickoff return in a season (26.8) and career (26.7).

DEFENSIVE RECORDS

TACKLES

GAME

29, Ray Costict vs. Kentucky (10-9-1976)

SEASON

Player	Tackles	Year
1. Calvin Zanders	186	1983
2. Billy Jackson	180	1983
3. Reggie Stewart	179	1990
4. John Miller	164	1982
5. James Williams	163	1988
6. James Williams	157	1989
7. Ray Costict	156	1976
Ray Costict	156	1974
9. Ray Costict	155	1975
10. Aaron Pearson	148	1984

CAREER

Player	Tackles	Years
1. Ray Costict	467	1973-76
2. Harvey Hull	454	1973-76
3. James Williams	448	1986-89
4. Reggie Stewart	442	1987-90
5. Johnie Cooks	392	1977-81
6. Dwayne Curry	391	1993-96
7. Billy Jackson	360	1980-83
8. Mario Haggan	359	1999-02
9. Cedric Corse	355	1984-87
10. Daniel Boyd	335	1990-92

SACKS

GAME

5.5, Greg Favors at Ole Miss (11-30-1996)

SEASON

Player	Sacks	Year	Yds.
1. Billy Jackson	17.0	1980	--
2. Willie Evans	15.0	2005	96
Billy Jackson	15.0	1981	--
4. Greg Favors	12.5	1996	112
5. Mike McNany	12.0	1981	--
Edward Smith	12.0	1998	112
7. Montez Sweat	11.5	2018	96
8. Montez Sweat	10.5	2017	64
9. Tyrone Keys	10.0	1980	--
Robert Young	10.0	1989	72

CAREER

Player	Sacks	Years	Yds.
1. Billy Jackson	49.0	1980-83	--
2. Tyrone Keys	26.0	1977-80	--
3. Willie Evans	24.5	2002-05	145
4. Johnie Cooks	24.0	1977-81	--
5. Montez Sweat	22.0	2017-18	160
Mike McNany	22.0	1979-82	--
7. Greg Favors	19.5	1994-97	179
8. Titus Brown	18.5	2004-07	114
9. Robert Young	16.0	1987-90	119
Preston Smith	16.0	2011-14	100

TACKLES FOR LOSS

SEASON

Player	TFLs	Season	Yards
1. Willie Evans	21.0	2005	-118
2. Billy Jackson	19.0	1980	-116
3. Jeffery Simmons	17.0	2018	-49
Johnnie Cooks	17.0	1981	-63
5. Billy Jackson	16.0	1981	-112
6. Montez Sweat	15.5	2017	-73
Chris White	15.5	2010	-51
8. Tyrone Keys	15.0	1979	-75
Glen Collins	15.0	1981	-45
Ashley Cooper	15.0	1999	-45
Kevin Sluder	15.0	1999	-41
Preston Smith	15.0	2014	-31

CAREER

Player	TFLs	Years
1. Billy Jackson	55.0	1980-83
2. Willie Evans	48.5	2002-05
3. Glen Collins	35.0	1978-81
Jonnie Cooks	35.0	1977-81
A.J. Jefferson	35.0	2013-16
6. Jeffery Simmons	32.5	2016-18
7. Tyrone Keys	32.0	1977-80
8. Montez Sweat	29.5	2017-18
9. Titus Brown	27.0	2004-07
Mike McNany	27.0	1979-82
Preston Smith	27.0	2011-14

INTERCEPTIONS

GAME (MODERN ERA)

Player	Int.	Opp.	Date
1. Mark McLaurin	3	Louisville	12-30-2017
Richie Brown	3	Texas A&M	10-4-2014
Jeramie Johnson	3	Ole Miss	11-26-2005
Darren Williams	3	Troy	10-12-2002
Henry Davison	3	Auburn	11-6-1976
Billy Stacy	3	Ole Miss	11-29-1958
Billy Murphy	3	Ole Miss	11-23-1946

SEASON

Player	Int.	Year	Yds.	Avg.
1. Mark McLaurin	6	2017	85	14.2
Corey Broomfield	6	2009	118	19.7
Izell McGill	6	1997	94	15.7
Walt Harris	6	1994	41	6.8
Walt Harris	6	1993	59	9.8
Bill Crick	6	1969	84	14.0
Bobby Bethune	6	1960	30	5.0
8. 19 tied with 5				
Last: Emmanuel Forbes	5	2020	183	36.6

CAREER

Player	Int.	Years	Yds.	Avg.
1. Johnthan Banks	16	2009-12	320	20.0
Walt Harris	16	1992-95	162	10.1
3. Nickoe Whitley	15	2010-13	158	10.5
4. Derek Pegues	12	2005-08	241	20.1
Izell McGill	12	1994-97	165	13.8
6. Henry Davison	11	1974-77	123	11.2
Kenny Johnson	11	1976-79	146	13.3
8. Corey Broomfield	10	2009-12	158	15.8
Fred Smoot	10	1999-00	44	4.4
Kelvin Knight	10	1990-93	157	15.7
Steve Freeman	10	1972-74	75	7.5
Frank Dowsing	10	1970-72	52	5.2

LONGEST INTERCEPTION RETURNS

Player	Yards	Opponent	Date
1. Anthony Johnson	100	Alabama	11-10-2007
Johnthan Banks	100	Florida	10-24-2009
3. Jack Nix	97	Ole Miss	11-26-1938
4. Red McElveen	95	Auburn	11-12-1927
Larry Buie	95	Florida	9-29-1973
6. Emmanuel Forbes	90	vs. Tulsa	12-31-2020
Anthony Derricks	90	Auburn	11-1-1997
8. James Stuart	88	Murray State	11-2-1946
9. Ben Griffin	85	Birmingham-Southern	11-4-1939
10. Gerri Green	84	Kentucky	10-21-2017

INTERCEPTION RETURN YARDS

GAME

120, Johnthan Banks, Florida (10-24-2009) [2 INT]

SEASON

183, Emmanuel Forbes (2020) [5 INT]

CAREER

320, Johnthan Banks (2009-12) [16 INT]

RETURN YARDS PER INTERCEPTION

GAME (MIN. 2 INT)

60.0, Johnthan Banks, Florida (10-24-2009) [2 for 120 yards]

SEASON (MIN. 4 INT)

36.6, Emmanuel Forbes (2020) [5 for 183 yards]

CAREER (MIN. 6 INT)

36.5, Anthony Derricks (1995-1998) [6 for 219 yards]



INTERCEPTION TOUCHDOWNS

GAME

2, Johnthan Banks at Florida (10-24-2009)

SEASON

	Player	TDs	Year
1.	Emmanuel Forbes	3	2020
2.	Johnthan Banks	2	2009
	Corey Broomfield	2	2009
	Anthony Johnson	2	2007
	Derek Pegues	2	2006
	Conner Stephens	2	2000
	Walt Harris	2	1994
	Harper Davis	2	1948

CAREER

	Player	TDs	Years
1.	Emmanuel Forbes	3	2020-p
	Johnthan Banks	3	2009-12
	Corey Broomfield	3	2009-12
	Derek Pegues	3	2005-08

FORCED FUMBLES

SEASON

	Player	FF	Year
1.	Jeramie Johnson	5	2006
2.	Arleye Gibson	4	1992
	Gregory Favors	4	1997
	Ashley Cooper	4	1999
5.	12 others	3	
Last:	Gerri Green	3	2017

CAREER

	Player	FF	Years
1.	Jeramie Johnson	7	2003-06
2.	Arleye Gibson	6	1990-93
	Gregory Favors	6	1994-97
	Michael Hearn	6	2003-06
5.	Willie Evans	5.5	2002-05
6.	8 others	5	
Last:	Jeffery Simmons	5	2016-18

FUMBLES RECOVERED

SEASON

	Player	FR	Year
1.	Glen Buford	5	1976
2.	Michael Simmons	4	1986
3.	15 players	3	Several
Last:	Bernardrick McKinney	3	2014

CAREER

	Player	FR	Years
1.	Glen Buford	6	1976-79
	Michael Simmons	6	1984-87
	Tyrone Keys	6	1977-80
	Marc Woodard	6	1989-92
	Walt Harris	6	1993-95
	Josh Morgan	6	1999-2002
	Benardrick McKinney	6	2012-14
8.	Kenny Johnson	5	1976-79
	Raymond Peyton	5	1975-78
	Leon Cannon	5	1982-85

BLOCKED KICKS

SEASON

	Player	Blks	Year
1.	Robert Bean, CB	4	1999
2.	Jeffery Simmons, DT	3	2017
	Adesola Badon, CB	3	1998
4.	12 others	2	
Last:	Nelson Adams, DL	2	2016
	Johnathan Calvin, DL	2	2016

CAREER

	Player	Blks	Years
1.	Adesola Badon, CB	6	1995-98
	Robert Bean, CB	6	1998-99
3.	Fletcher Cox, DT	5	2009-11
4.	Jeffery Simmons, DT	3	2016-18
	Walt Harris, DB	3	1992-95
6.	6 others	2	Several
Last:	Nelson Adams, DL	2	2016
	Johnathan Calvin, DL	2	2016



200-YARD RUSHING GAMES

Yds.	Player	Opponent	Date	Att.
258	Nick Fitzgerald	at Ole Miss	11-26-2016	14
252	Anthony Dixon	at Kentucky	10-31-2009	33
247	Jerious Norwood	Houston	10-22-2005	24
237	James Johnson	Alabama	11-14-1998	36
234	Kylin Hill	at Arkansas	11-2-2019	21
217	Kevin Bouie	at Kentucky	10-29-1994	23
211	Kylin Hill	at Kansas State	9-8-2018	17
209	James Johnson	at Kentucky	11-7-1998	28
204	Jerious Norwood	Ole Miss	11-26-2005	34
201	Jerious Norwood	UAB	10-9-2004	24

100-YARD RUSHING GAMES

Yds.	Player	Opponent	Date	Att.
198	Josh Robinson	at Kentucky	10-25-2014	23
198	James Johnson	at Alabama	11-15-1997	23
198	Dennis Johnson	at Memphis	10-19-1974	26
197	Kylin Hill	Louisiana Lafayette	8-31-2019	27
197	Josh Robinson	at LSU	9-20-2014	16
195	Nick Fitzgerald	Auburn	10-6-2018	28
195	Nick Fitzgerald	South Carolina	9-10-2016	17
192	James Johnson	at Memphis	9-12-1998	25
191	Aeris Williams	at Ole Miss	11-26-2016	25
191	Keffer McGee	at Memphis	9-7-1996	23
183	Walter Packer	vs. North Carolina	12-28-1974	24
182	Nick Fitzgerald	Texas A&M	11-5-2016	20
182	Keffer McGee	Louisiana Tech	9-21-1996	26
181	Keffer McGee	Louisiana-Monroe	9-30-1995	31
181	Michael Haddix	at Colorado State	10-10-1981	17
180	Vick Ballard	vs. Wake Forest	12-30-2011	14
179	LaDarius Perkins	at Troy	9-15-2012	23
179	Anthony Dixon	Arkansas	11-22-2008	23
176	Anthony Dixon	vs. Arkansas	11-21-2009	24
174	Jerious Norwood	Florida	10-23-2004	29
174	Hank Phillips	Tulane	11-7-1987	26
172	Dicenzo Miller	Florida	9-30-2000	19
169	Joe Fortunato	North Texas	10-11-1952	23
167	Kenny Roberts	Vanderbilt	9-2-1989	14
166	Vick Ballard	at Memphis	9-1-2011	10
165	Jerious Norwood	Kentucky	10-30-2004	24
164	Terry Vitano	vs. North Carolina	12-28-1974	20
163	John Bond	vs. Ole Miss	11-22-1980	15
162	James Jones	vs. LSU	11-18-1978	30
159	Nick Fitzgerald	at Kansas State	9-9-2018	19
158	John Bond	at LSU	11-12-1983	21
156	Dontae Walker	Florida	9-30-2000	25
156	Kenny Roberts	at LSU	11-16-1991	22
156	Bruce Threadgill	vs. LSU	11-13-1976	20
155	Nick Turner	at Tulane	9-13-2003	20
155	Jim Cumberbatch	Colorado State	9-8-1984	21
154	Dak Prescott	at Texas A&M	11-9-2013	16
154	Michael Davis	Ole Miss	11-27-1993	40
153	Kylin Hill	Abilene Christian	11-23-2019	16
152	Anthony Dixon	UAB	10-6-2007	32
150	Kylin Hill	at Texas A&M	10-26-2019	21
150	Vick Ballard	Arkansas	11-20-2010	33
150	William Prince	Louisiana-Monroe	10-7-1989	19
149	Don Smith	Memphis	10-5-1985	26
149	Walter Packer	at Memphis	10-16-1976	17
148	William Prince	Memphis	10-21-1989	20
148	Walter Packer	vs. Georgia	9-21-1974	20
148	Tom McWilliams	vs. Auburn	11-11-1944	16
147	Keytaon Thompson	vs. Louisville	12-30-2017	27
147	Joe Robertson	at Alabama	10-25-1952	17
146	Aeris Williams	LSU	9-16-2017	23
146	James Johnson	UCF	10-25-1997	26
146	Walter Packer	at Louisville	10-25-1975	29
145	Fred Collins	vs. Ole Miss	11-24-1979	16
145	Tom McWilliams	at Tulane	11-1-1947	32
144	Vick Ballard	Ole Miss	11-26-2011	23
144	James Johnson	at South Carolina	9-26-1998	16
144	Michael Haddix	at Vanderbilt	9-20-1980	21
144	Wayne Jones	at Florida State	10-13-1973	16
143	Dontae Walker	vs. Texas A&M	12-31-2000	16
142	Kevin Bouie	Arkansas	11-5-1994	22

141	Kevin Bouie	at Ole Miss	11-26-1994	27
141	Walter Packer	at LSU	11-15-1975	16
140	Aeris Williams	Texas A&M	11-5-2016	24
139	Dak Prescott	at South Alabama	9-13-2014	14
139	Dak Prescott	Bowling Green	10-12-2013	15
139	Michael Davis	at Ole Miss	11-26-1994	24
139	Tom McWilliams	at LSU	10-21-1944	32
138	Jerious Norwood	at Kentucky	10-25-2003	11
138	Jerious Norwood	Kentucky	11-2-2002	15
137	James Johnson	East Tennessee State	10-17-1998	21
137	Don Smith	Tulane	10-19-1985	20
137	Rockey Felker	at Lamar	10-12-1974	18
137	Dennis Johnson	at Florida	9-28-1974	24
136	Dicenzo Miller	Auburn	10-9-2000	20
135	Nick Fitzgerald	UMass	11-4-2017	17
135	Vick Ballard	at Auburn	9-10-2011	21
135	Anthony Dixon	at Middle Tennessee	10-17-2009	27
135	Michael Haddix	Vanderbilt	9-19-1981	14
134	Vick Ballard	at Houston	10-9-2010	14
134	Anthony Dixon	Houston	10-10-2009	21
134	Sleepy Robinson	Kentucky	10-12-1991	23
133	Dak Prescott	at Auburn	9-14-2013	22
133	Anthony Dixon	Ole Miss	11-28-2009	29
133	Jerious Norwood	at Kentucky	10-25-2003	11
133	James Johnson	Auburn	10-10-1998	25
133	James Johnson	Memphis	8-30-1997	21
133	David Fair	Tennessee	9-12-1987	12
132	Kylin Hill	Ole Miss	11-28-2019	14
132	Nick Fitzgerald	vs. Miami (Ohio)	12-26-2016	18
132	Keffer McGee	at Baylor	9-16-1995	32
132	Dennis Johnson	Louisville	9-18-1976	17
132	Wayne Jones	vs. Florida	11-24-1973	21
131	Nick Fitzgerald	at LSU	10-20-2018	23
131	Nick Fitzgerald	Arkansas	11-9-2016	17
131	LaDarius Perkins	UAB	10-23-2010	18
131	Chris Relf	Ole Miss	11-28-2009	15
131	Anthony Dixon	at Tulane	9-8-2007	27
131	Dicenzo Miller	Kentucky	11-3-2001	26
131	Dennis Johnson	vs. Florida	9-27-1975	15
131	Joe Reed	vs. Vanderbilt	9-26-1970	18
130	Keffer McGee	South Carolina	10-14-1995	29
130	Don Smith	vs. Southern Miss	10-6-1984	11
130	Joe Fortunato	at Tulane	11-7-1952	19
129	Nick Gibson	at Arkansas	11-2-2019	12
129	John Bond	vs. Ole Miss	11-19-1983	30
129	Charles Evans	at Tulane	11-7-1953	18
128	Michael Davis	South Carolina	10-16-1993	33
128	Lawrence Matulich	Southern Miss	11-22-1947	22
127	Keffer McGee	Kentucky	10-28-1995	29
127	Kenny Roberts	at Memphis	11-10-1990	25
126	Kylin Hill	Auburn	10-6-2018	23
126	Anthony Dixon	Middle Tennessee	10-25-2008	27
126	Kenny Roberts	at Texas	9-5-1992	16
126	James Jones	North Texas	9-3-1977	12
126	Marcus Rhoden	vs. Florida	9-26-1964	10
125	Garrett Shrader	Kentucky	9-21-2019	11
125	LaDarius Perkins	Middle Tennessee	10-20-2012	20
125	Anthony Dixon	at Ole Miss	11-25-2006	25
125	Rodney Peters	at Tulane	10-18-1986	14
125	Walter Packer	at Memphis	10-19-1974	18
125	Walter Packer	Kansas State	10-5-1974	16
124	Josh Robinson	UAB	9-6-2014	20
124	Michael Davis	at Tulane	9-25-1993	21
124	Hank Phillips	at LSU	11-14-1987	29
123	Kylin Hill	Southern Miss	9-7-2019	14
123	Anthony Dixon	at Vanderbilt	9-19-2009	21
123	Jerious Norwood	Murray State	9-3-2005	16
123	Nick Turner	at Auburn	10-6-2003	13
123	Kevin Bouie	Alabama	11-12-1994	17
123	Walter Packer	vs. William & Mary	9-7-1974	8
121	Keytaon Thompson	Ole Miss	11-23-2017	26
121	Dak Prescott	Auburn	10-11-2014	21
121	Anthony Dixon	at Alabama	11-4-2006	25
121	Jerious Norwood	at Kentucky	10-29-2005	20
121	Dicenzo Miller	Ole Miss	11-22-2001	22
121	Dontae Walker	at Ole Miss	11-23-2000	14
121	Kenny Roberts	at Tulane	10-20-1990	10
121	Wayne Jones	at LSU	11-17-1973	19

121	Andy Rhoades	vs. Georgia	9-17-1966	20
120	Kylin Hill	Kentucky	9-21-2019	26
120	Dontae Walker	Oklahoma State	9-18-1999	8
120	Tony Buckhalter	Louisiana-Monroe	11-2-1996	19
120	Michael Davis	at South Carolina	10-15-1994	21
120	Michael Davis	Arkansas State	10-1-1994	17
120	Michael Davis	Tennessee	9-24-1994	26
120	Kevin Bouie	vs. Arkansas	11-6-1993	25
120	Walter Packer	at Florida	9-25-1976	12
120	Walter Packer	Louisville	10-26-1974	11
120	Joe Fortunato	Arkansas State	10-4-1952	13
119	Nick Fitzgerald	Samford	10-29-2016	19
119	Vick Ballard	Alcorn State	10-2-2010	8
119	Christian Ducre	at Kentucky	10-27-2007	19
119	Dicenzo Miller	BYU	12-1-2001	12
119	James Johnson	Ole Miss	11-29-1997	21
119	Dennis Johnson	at Memphis	10-16-1976	15
119	Wayne Jones	vs. Alabama	11-3-1973	22
118	Dicenzo Miller	at LSU	10-21-2000	17
118	Hank Phillips	vs. Alabama	10-31-1987	25
118	Joe Fortunato	at Ole Miss	11-29-1952	21
117	Nick Fitzgerald	at Ole Miss	11-22-1988	18
117	Dak Prescott	Kentucky	10-24-2015	13
117	Dicenzo Miller	at Kentucky	11-4-2000	19
117	Dontae Walker	Alabama	11-13-2000	16
117	Keffer McGee	vs. Arkansas	11-4-1995	27
117	Hank Phillips	at Alabama	11-2-1985	22
117	Michael Haddix	Louisiana Tech	9-13-1980	15
117	Wayne Jones	Vanderbilt	9-22-1973	13
116	John Bond	Louisiana Tech	9-13-1980	13
116	Wayne Jones	at Auburn	11-10-1973	29
115	Nick Fitzgerald	Kentucky	10-21-2017	12
115	Orlando Lundie	LSU	11-17-1984	22
115	Wally Beech	at Alabama	10-28-1950	18
114	Aeris Williams	UMass	11-4-2017	24
114	Aeris Williams	BYU	10-14-2017	23
114	Dicenzo Miller	Middle Tennessee	10-28-2000	12
114	Rodney Peters	Arkansas State	9-7-1985	20
114	John Bond	Arkansas State	9-11-1982	13
114	James Jones	at Memphis	9-23-1978	10
114	Walter Packer	at Rice	10-11-1975	18
114	Harper Davis	vs. Auburn	11-8-1947	7
113	Wayne Jones	at Louisville	10-20-1973	23
113	Jerious Norwood	Vanderbilt	10-4-2003	22
113	Robert Isaac	Memphis	8-30-1997	20
113	Michael Haddix	at Memphis	9-18-1982	10
113	Dennis Johnson	at Washington	9-10-1977	23
113	Bruce Threadgill	vs. Florida	9-27-1975	22
112	Jerious Norwood	Tulane	9-4-2004	20
112	James Johnson	vs. Texas	1-1-1999	22
112	Michael Haddix	LSU	11-13-1982	15
111	Kylin Hill	Kansas State	9-14-2019	24
111	Nick Fitzgerald	at Louisiana Tech	9-9-2017	10
111	Dak Prescott	UAB	9-6-2014	18
111	Jerious Norwood	at Florida	10-8-2005	13
111	Fred Reid	Troy State	10-12-2002	18
111	James Johnson	Vanderbilt	9-5-1998	23
111	Tay Galloway	vs. LSU	11-17-1990	22
111	Orlando Wade	Vanderbilt	9-2-1989	19
111	Albert Williams	Louisiana Lafayette	9-5-1987	8
110	Nick Fitzgerald	vs. UMass	9-25-2016	15
110	LaDarius Perkins	at Kentucky	10-6-2012	25
110	Nakia Greer	Louisiana-Monroe	11-2-1996	10
110	Tommy Garrison	at Texas Tech	10-7-1967	35
109	Keytaon Thompson	Stephen F. Austin	9-1-2018	10
109	Chris Relf	Georgia	9-25-2010	20
109	Jerious Norwood	Arkansas	11-22-2004	23
109	Don Smith	vs. Ole Miss	11-22-1986	21
109	Hank Phillips	at Auburn	10-26-1985	15
109	Stanley Howell	Southern Miss	10-27-1979	8
109	Dennis Johnson	vs. Kentucky	10-9-1976	23
109	Billy Hill	Memphis	10-24-1959	10
108	Kylin Hill	at Ole Miss	11-22-2018	17
108	Anthony Dixon	Tennessee	10-13-2007	26
108	Dicenzo Miller	Memphis	9-3-2001	12
108	Keffer McGee	at South Carolina	9-28-1996	24
108	Wally Beech	at Clemson	10-9-1949	17
107	Nick Fitzgerald	Louisiana Tech	11-3-2018	18



107	Nick Fitzgerald	Louisiana Lafayette	9-15-2018	15
107	Aeris Williams	at Louisiana Tech	9-9-2017	9
107	Nick Fitzgerald	at Kentucky	10-22-2016	16
107	Josh Robinson	Texas A&M	10-4-2014	17
107	Anthony Dixon	Vanderbilt	10-11-2008	27
107	Michael Davis	Alabama	11-12-1994	21
107	Don Smith	at Tulane	10-18-1986	17
107	Donald King	at Miami (Fla.)	10-18-1980	13
107	Barry Cotney	Tampa	10-2-1965	11
106	Chris Relf	at Auburn	9-10-2011	27
106	Anthony Dixon	Georgia Tech	10-3-2009	18
106	Anthony Dixon	LSU	9-26-2009	27
106	Michael Haddix	at Tulane	9-4-1982	14
106	Lewis Grubbs	at Alabama	10-31-1970	8
106	Ode Burrell	at Tulane	10-12-1962	4
105	Nick Fitzgerald	at Texas A&M	10-28-2017	18
105	Dak Prescott	at LSU	9-20-2014	22
105	Kevin Bouie	at Tulane	9-25-1993	15
105	Hank Phillips	Louisiana Tech	9-3-1988	19
105	Henry Koontz	at Colorado State	10-10-1981	23
105	Bruce Threadgill	vs. Kentucky	10-9-1976	24
105	Jackie Parker	Arkansas State	10-4-1952	18
104	Aeris Williams	Arkansas	11-17-2018	15
104	Dicenzo Miller	Alabama	11-11-2000	16
104	Dontae Walker	Middle Tennessee	10-28-2000	14
104	Wayne Madkin	at BYU	9-14-2000	7
104	Don Smith	Florida	9-27-1986	24
104	Don Smith	Syracuse	9-14-1985	17
104	Al Rickey Edwards	vs. Navy	9-17-1983	16
104	Stanley Howell	at Auburn	11-10-1979	8
104	Dwayne Brown	vs. Memphis	9-8-1979	14
104	Bruce Threadgill	at Auburn	11-8-1975	20
104	Rockey Felker	Vanderbilt	9-22-1973	7
104	Andy Rhoades	Richmond	10-1-1966	21
103	Nick Fitzgerald	vs. Iowa	1-1-2019	20
103	Nick Fitzgerald	BYU	10-14-2017	15
103	Dak Prescott	LSU	10-5-2013	12
103	Chris Relf	Arkansas	11-20-2010	31
103	Vick Ballard	Kentucky	10-30-2010	14
103	Anthony Dixon	at Auburn	9-15-2007	29
103	Robert Isaac	Louisiana-Monroe	11-2-1996	14
103	Dwayne Brown	at Florida State	10-13-1979	25
102	Vick Ballard	UT Martin	11-5-2011	11
102	Michael Davis	at Alabama	11-13-1993	23
102	Karl Williamson	at Tulane	9-25-1993	12
102	Don Smith	at Tennessee	9-13-1986	14
102	Don Smith	at Syracuse	9-6-1986	23
102	Melvin Barkum	vs. Florida State	10-14-1972	12
102	Hoyle Granger	vs. Alabama	10-30-1965	21
101	Aeris Williams	Louisiana Lafayette	9-15-2018	11
101	Nick Fitzgerald	at Arkansas	11-18-2017	22
101	Josh Robinson	vs. Arkansas	11-23-2013	17
101	Vick Ballard	at UAB	10-8-2011	11
101	Dontae Walker	at Alabama	11-10-2001	15
101	Dontae Walker	at Kentucky	11-4-2000	15
101	Michael Haddix	vs. Ole Miss	11-20-1982	15
101	Dennis Johnson	at Southern Miss	10-23-1976	19
101	Hoyle Granger	vs. Alabama	10-31-1964	17
101	Don Morris	at Tulane	11-7-1953	15
100	LaDarius Perkins	Tennessee	10-13-2012	23
100	Michael Davis	at Kentucky	10-31-1992	8
100	Don Smith	at Missouri	9-22-1984	19
100	Michael Haddix	Marshall	10-20-1979	8
100	Walter Packer	Southern Miss	10-4-1975	15
100	Wally Beech	at Ole Miss	12-2-1950	19



YEAR-BY-YEAR
INDIVIDUAL
100-YARD
RUSHING GAMES

19442
19450
19460
19473
19480
19491
19502
19510
19526
19532
19540
19550
19560
19570
19580
19591
19600
19610
19621
19630
19642
19652
19662
19671
19680
19690
19702
19710
19721
19738
197410
19757
19768
19772
19782
19796
19805
19813
19825
19833
19844
19856
19866
19875
19881
19894
19903
19912
19922
19937
19949
19955
19966
19975
19987
19992
200013
20015
20022
20035
20045
20055
20062
20075
20083
20099
20107
20117
20124
20135
20148
20151
201610
201712
201813
201910
20200
TOTAL	292

SAME GAME 100-YARD RUSHING PERFORMANCES


NAMES (ATT./YARDS)	OPPONENT	COMBINED ATT./YDS.
Kylin Hill (21/234) and Nick Gibson (12/129)	at Arkansas, 2019	33/363
Garrett Shrader (11/125) and Kylin Hill (26/120)	Kentucky, 2019	37/245
Nick Fitzgerald (18/117) and Kylin Hill (17/108)	at Ole Miss, 2018	35/225
Nick Fitzgerald (28/195) and Kylin Hill (23/126)	Auburn, 2018	51/321
Nick Fitzgerald (15/107) and Aeris Williams (11/101)	Louisiana Lafayette, 2018	26/208
Nick Fitzgerald (19/159) and Kylin Hill (17/211)	at Kansas State, 2018	36/370
Nick Fitzgerald (17/135) and Aeris Williams (24/114)	UMass, 2017	41/249
Aeris Williams (23/114) and Nick Fitzgerald (15/103)	BYU, 2017	38/217
Nick Fitzgerald (10/111) and Aeris Williams (9/107)	at Louisiana Tech, 2017	19/218
Nick Fitzgerald (14/258) and Aeris Williams (25/191)	at Ole Miss, 2016	39/449
Nick Fitzgerald (20/182) and Aeris Williams (24/140)	Texas A&M, 2016	44/324
Josh Robinson (20/124) and Dak Prescott (18/111)	UAB, 2014	38/235
Josh Robinson (16/197) and Dak Prescott (22/105)	at LSU, 2014	38/302
Vick Ballard (21/135) and Chris Relf (27/106)	at Auburn, 2011	48/241
Vick Ballard (33/150) and Chris Relf (31/103)	Arkansas, 2010	64/253
Dicenzo Miller (19/117) and Dontae Walker (15/101)	at Kentucky, 2000	34/218
Anthony Dixon (29/133) and Chris Relf (15/131)	Ole Miss, 2009	44/264
Dicenzo Miller (12/114) and Dontae Walker (14/104)	Middle Tennessee State, 2000	26/218
Dicenzo Miller (19/172) and Dontae Walker (25/156)	Florida, 2000	44/328
Dontae Walker (16/117) and Dicenzo Miller (16/104)	Alabama, 2000	32/221
James Johnson (21/133) and Robert Isaac (20/113)	Memphis, 1997	41/246
Tony Buckhalter (19/120), Nakia Greer (10/110) and Robert Isaac (14/103)	Louisiana-Monroe, 1996	43/333
Kevin Bouie (27/141) and Michael Davis (24/139)	at Ole Miss, 1994	51/280
Kevin Bouie (17/123) and Michael Davis (21/107)	Alabama, 1994	38/230
Michael Davis (21/124), Kevin Bouie (15/105) and Karl Williamson (12/102)	at Tulane, 1993	48/331
Kenny Roberts (14/167) and Orlando Wade (19/111)	Vanderbilt, 1989	33/278
Rodney Peters (14/125) and Don Smith (17/107)	at Tulane, 1986	31/232
Michael Haddix (17/181) and Henry Kooztz (23/105)	at Colorado State, 1981	40/286
Michael Haddix (15/117) and John Bond (13/116)	Louisiana Tech, 1980	28/233
Walter Packer (17/149) and Dennis Johnson (15/119)	at Memphis, 1976	32/268
Dennis Johnson (23/109) and Bruce Threadgill (24/105)	vs. Kentucky, 1976	47/214
Dennis Johnson (15/131) and Bruce Threadgill (22/113)	vs. Florida, 1975	37/244
Walter Packer (24/183) and Terry Vitrano (20/164)	vs. North Carolina, 1974	44/347
Dennis Johnson (26/198) and Walter Packer (18/125)	at Memphis, 1974	44/323
Wayne Jones (13/117) and Rocky Felker (7/104)	Vanderbilt, 1973	20/221
Charles Evans (18/129) and Don Morris (15/101)	at Tulane, 1953	33/230
Joe Fortunato (13/120) and Jackie Parker (18/105)	Arkansas State, 1952	31/225

SAME GAME 100-YARD RECEIVING PERFORMANCES

NAMES (REC./YARDS)	OPPONENT	COMBINED REC./YDS.
Osirus Mitchell (7/183) and Kylin Hill (8/158) and JaVonta Payton (6/122)	at LSU, 2020	21/463
Donald Gray (4/207) and Fred Ross (9/107)	Samford, 2016	13/314
Fred Ross (10/154) and Brandon Holloway (4/101)	at Arkansas, 2015	14/255
Fred Ross (11/115) and De'Runnya Wilson (4/102)	at Missouri, 2015	15/117
Joe Morrow (6/117), De'Runnya Wilson (9/105) and Fred Ross (6/102)	vs. Georgia Tech, 2014	21/324
Josh Robinson (6/110) and Fred Ross (4/107)	Arkansas, 2014	10/217
Brandon Heavens (5/112) and Chad Bumphis (4/100)	Memphis, 2010	9/212
Justin Jenkins (9/172) and McKinley Scott (6/115)	at Houston, 2003	15/287
Terrell Grindle (3/118) and Ray Ray Bivins (2/109)	Jacksonville State, 2002	5/227
Fred Hadley (7/166) and Jerry Bouldin (5/115)	Alabama, 1988	12/281
Sandy Braswell (5/118) and Bill Buckley (4/105)	Louisiana-Monroe, 1972	9/223

300-YARDS PASSING/100-YARDS RUSHING BY SAME PLAYER

NAME	DATE	OPPONENT	YARDS PASSING	YARDS RUSHING
Keytaon Thompson	9-1-18	Stephen F. Austin	364	109
Nick Fitzgerald	10-29-16	Samford	417	119
Dak Prescott	10-24-15	Kentucky	348	117
Nick Fitzgerald	11-19-16	Arkansas	328	131
Nick Fitzgerald	9-24-16	at UMass	305	110



Fred Ross broke the school record for career 100-yard receiving games with 10 from 2014-16.

YEAR-BY-YEAR
INDIVIDUAL
100-YARD
RECEIVING GAMES

19440
19450
19461
19470
19480
19490
19500
19510
19520
19530
19540
19550
19560
19570
19580
19590
19600
19610
19620
19630
19640
19650
19661
19670
19682
19695
19702
19710
19725
19732
19741
19751
19760
19772
19785
19790
19800
19812
19823
19831
19841
19853
19860
19872
19883
19890
19901
19911
19921
19933
19942
19954
19961
19971
19982
19993
20000
20012
20025
20035
20041
20050
20065
20071
20081
20091
20104
20111
20124
20131
20146
20157
20164
20170
20182
20190
20207
TOTAL	118



600-YARD PASSING GAMES

Yds.	Player	Opponent	Date
623	K.J. Costello	at LSU	9-26-2020

500-YARD PASSING GAMES

Yds.	Player	Opponent	Date
508	Dak Prescott	at Arkansas	11-21-2015

400-YARD PASSING GAMES

Yds.	Player	Opponent	Date
466	Derrick Taite	Tulane	10-22-1994
453	Dak Prescott	vs. Georgia Tech	12-31-2014
440	Will Rogers	at Ole Miss	11-28-2020
429	Dave Marler	vs. Alabama	11-4-1978
421	Wesley Carroll	vs. Arkansas	11-17-2007
417	Nick Fitzgerald	Samford	10-29-2016
405	Todd Jordan	at Florida	10-2-1993

300-YARD PASSING GAMES

Yds.	Player	Opponent	Date
384	Mike Henig	Kentucky	10-28-2006
380	Dak Prescott	vs. NC State	12-30-2015
370	Todd Jordan	Memphis	9-4-1993
364	Keytaon Thompson	Stephen F. Austin	9-1-2018
360	Kevin Fant	at Houston	9-20-2003
348	Dak Prescott	Kentucky	10-24-2015
347	Dak Prescott	Louisiana Tech	10-17-2015
346	Kevin Fant	BYU	12-1-2001
340	Kevin Fant	at Ole Miss	11-28-2002
336	Will Rogers	at Georgia	11-21-2020
336	Kevin Fant	Jacksonville State	9-14-2002
335	Dak Prescott	LSU	9-12-2015
335	Tony Shell	Alabama	10-29-1988
331	Dak Prescott	Arkansas	11-1-2014
328	Nick Fitzgerald	Arkansas	11-29-2016
313	K.J. Costello	Arkansas	10-3-2020
312	Tony Shell	vs. Southern Miss	10-15-1988
311	Derrick Taite	at Tennessee	9-23-1995
309	Tony Shell	at Kentucky	10-13-1990
307	Dave Marler	Florida State	10-14-1978
306	Dave Marler	vs. Ole Miss	11-25-1978
305	Nick Fitzgerald	vs. UMass	9-25-2016
303	Dak Prescott	at Missouri	11-5-2015
300	Dak Prescott	Alabama	11-14-2015

250-YARD PASSING GAMES

Yds.	Player	Opponent	Date
297	Don Smith	at Alabama	11-2-1985
296	Derrick Taite	Memphis	9-2-1995
295	Will Rogers	Missouri	12-19-2020
295	Tyler Russell	at LSU	11-12-2012
291	Tyler Russell	Tennessee	10-13-2012
290	Dak Prescott	at Alabama	11-15-2014
290	Tommy Pharr	Ole Miss	11-27-1969
288	Chris Relf	at Ole Miss	11-27-2010
288	Derrick Taite	at Auburn	10-7-1995
287	Greg Plump	vs. North Carolina	1-2-1993
287	Don Smith	at Kentucky	10-12-1985
285	Kevin Fant	Oregon	8-31-2003
284	Dak Prescott	Southern Miss	8-30-2014
284	Don Smith	vs. Southern Miss	9-21-1985
283	Dak Prescott	vs. Rice	12-31-2013
283	Mike Davis	vs. Southern Miss	10-17-1987
282	Dak Prescott	at Ole Miss	11-29-2014
281	Chris Relf	vs. Michigan	1-1-2011
278	Tyson Lee	Georgia Tech	10-3-2009
277	Tommy Pharr	Florida State	11-9-1968
274	Tyler Russell	Arkansas	11-17-2012
274	Dave Marler	at Memphis	9-23-1978
270	Dak Prescott	at Auburn	9-26-2015
269	Tyler Russell	at Kentucky	10-6-2012
268	Dak Prescott	Texas A&M	10-4-2014
268	Dak Prescott	at LSU	9-20-2014
268	Dak Prescott	Kentucky	10-24-2013
268	Tyler Russell	at Ole Miss	11-24-2012
266	Tony Shell	Georgia	9-17-1988
263	Tyler Russell	vs. Arkansas	11-23-2013
263	Kevin Fant	Ole Miss	11-22-2001
262	Wayne Madkin	Alabama	11-11-2000
261	Tyson Lee	at Kentucky	11-01-2008
261	Wayne Madkin	South Carolina	9-20-2001
261	Derrick Taite	LSU	9-9-1995
260	Tony Shell	at Tulane	11-19-1988
258	John Bond	at Florida	9-25-1982
258	Tommy Pharr	vs. Alabama	11-1-1969
257	Wayne Madkin	at Vanderbilt	10-2-1999
256	Tyler Russell	Memphis	9-4-2010
256	Bruce Threadgill	at Auburn	11-5-1977
254	Dak Prescott	Ole Miss	11-28-2015
250	Omarr Conner	Maine	9-18-2004
250	Tommy Pharr	Southern Miss	10-11-1969



Dak Prescott shattered the MSU career record for 300-yard passing games with nine.



200-YARD RECEIVING GAMES

Yds.	Player	Opponent	Date	Rec.
220	Jameon Lewis	vs. Rice	12-31-2013	9
215	David Smith	vs. Texas Tech	10-17-1970	12
208	Jamayel Smith	vs. Arkansas	11-17-2007	10
208	Danny Knight	at Florida	9-25-1982	8
208	Sammy Milner	vs. Texas Tech	10-19-1968	9
207	Donald Gray	Samford	10-29-2016	4

100-YARD RECEIVING GAMES

Yds.	Player	Opponent	Date	Rec.
194	David Smith	Ole Miss	11-27-1969	14
192	Tony Burks	Kentucky	10-28-2006	7
183	Osirus Mitchell	at LSU	9-26-2020	7
183	Eric Moulds	at Tennessee	9-23-1995	15
180	Chad Bumphis	at Troy	9-15-2012	6
176	Jaden Walley	at Ole Miss	11-28-2020	9
175	Mardye McDole	Florida State	10-14-1978	9
174	Mardye McDole	vs. Tennessee	10-28-1978	4
172	Justin Jenkins	at Houston	9-20-2003	9
171	Fred Ross	Arkansas	11-29-2016	10
168	Mardye McDole	vs. Alabama	11-4-1978	9
166	Fred Hadley	Alabama	10-29-1988	7
164	Justin Jenkins	at Tulane	9-13-2003	9
160	Eric Moulds	Tulane	10-22-1994	5
160	Danny Knight	at Tulane	9-4-1982	8
158	Kytin Hill	at LSU	9-26-2020	8
157	Eric Moulds	LSU	9-9-1995	8
154	Fred Ross	at Arkansas	11-14-2015	10
154	Bill Buckley	at Florida State	10-13-1973	6
153	Louis Clark	at Kentucky	10-12-1985	7
148	Mardye McDole	at Auburn	11-5-1977	6
147	Kelvin Love	Kentucky	11-4-1999	6
146	Chad Bumphis	at Ole Miss	11-24-2012	6
146	Sammy Milner	vs. Auburn	9-28-1968	12
144	Chris Jones	at Florida	10-2-1993	5
143	Mardye McDole	vs. Ole Miss	11-25-1978	7
140	Donald Gray	Northwestern State	9-19-2015	4
140	Chad Bumphis	at LSU	11-10-2012	9
140	LaDarius Perkins	at Ole Miss	11-27-2010	3
138	David Smith	Richmond	9-20-1969	11
136	Bill Buckley	at Kentucky	10-7-1972	8
133	Chad Bumphis	Alcorn State	10-2-2010	9
133	Justin Jenkins	BYU	12-1-2001	7
132	Kevin Prentiss	Arkansas	11-21-1998	7
131	David Smith	Ole Miss	11-21-1970	6
130	Stephen Guidry	Texas A&M	10-27-2018	3
130	Tony Burks	Tulane	9-16-2006	4
129	Jaden Walley	Missouri	12-19-2020	5
127	Willie Harris	vs. North Carolina	1-2-1993	8
127	Willie Harris	at South Carolina	10-17-1992	8
127	Fred Hadley	vs. Alabama	10-31-1987	5
126	Fred Ross	vs. UMass	9-25-2016	8
126	Mardye McDole	vs. Ole Miss	11-19-1977	6
125	Fred Hadley	vs. Southern Miss	10-15-1988	7
125	Art Mordecai	at Memphis	10-27-1984	3
124	Bill Buckley	Houston	10-28-1972	9
123	Chad Bumphis	Georgia Tech	10-3-2009	6
122	JaVonta Payton	at LSU	9-26-2020	6
120	Keffer McGee	at Auburn	10-7-1995	3
120	Eric Moulds	Arkansas	11-5-1994	7
119	Shaston Coleman	Memphis	9-2-1995	4
119	Sammy Milner	at Florida	10-5-1968	8
118	Tony Burks	West Virginia	10-7-2006	4
118	Justin Jenkins	Vanderbilt	10-4-2003	8
118	Terrell Grindle	Jacksonville State	9-14-2002	3
118	Sandy Braswell	Louisiana-Monroe	9-16-1972	5
118	David Smith	Southern Miss	10-11-1969	6
117	Fred Ross	Ole Miss	11-28-2015	12
117	Joe Morrow	vs. Georgia Tech	12-31-2014	6
117	De'Runnya Wilson	at Ole Miss	11-29-2014	8
117	Will Prosser	Maine	9-18-2004	4
117	David Smith	at Florida	9-19-1970	10
116	Jameon Lewis	at LSU	9-20-2014	5
116	Justin Jenkins	Ole Miss	11-22-2001	7
116	Glen Young	at Auburn	10-24-1981	8
115	Jaden Walley	at Georgia	11-21-2020	7
115	Fred Ross	at Missouri	11-5-2015	11
115	McKinley Scott	at Houston	9-20-2003	6
115	Ray Ray Bivines	at Ole Miss	11-28-2002	6
115	Kenny Causey	at Alabama	11-13-1993	7
115	Jerry Bouldin	Alabama	10-29-1988	5
114	Osirus Mitchell	Stephen F. Austin	9-1-2018	2
114	Fred Ross	Alabama	11-14-2015	8
113	Jameon Lewis	at Memphis	9-1-2011	4

113	Justin Jenkins	at Auburn	10-18-2003	7
113	Willie Harris	Memphis	10-19-1991	5
113	Willie Harris	at Kentucky	10-13-1990	5
114	James Bloodworth	at Alabama	11-2-1985	5
114	Bill Buckley	vs. Kentucky	10-6-1973	9
112	Brandon Heavens	Memphis	9-4-2010	5
112	Danny Knight	Arkansas State	9-11-1982	3
112	Jerry Price	at LSU	11-14-1981	3
111	Jameon Lewis	LSU	10-5-2013	7
111	Danny Knight	at Alabama	10-29-1983	6
110	Josh Robinson	Arkansas	11-1-2014	6
110	Danny Knight	vs. Ole Miss	11-20-1982	3
110	Mardye McDole	at Memphis	9-23-1978	5
109	Ray Ray Bivines	Jacksonville State	9-14-2002	2
109	Kelvin Love	at Alabama	11-13-1999	4
109	Terrell Grindle	at Auburn	10-9-1999	6
109	Harland Reed	at LSU	11-12-1966	6
108	Terrell Grindle	Kentucky	11-2-2002	3
107	Fred Ross	Samford	10-29-2016	9
107	Fred Ross	Arkansas	11-1-2014	4
106	Tony Burks	at Georgia	10-21-2006	4
106	Terrell Grindle	at South Carolina	10-5-2002	5
106	Kevin Prentiss	at Oklahoma State	9-19-1998	3
106	Robert Isaac	Louisiana Tech	9-21-1996	6
106	Gavin Rees	at Rice	10-11-1975	7
105	De'Runnya Wilson	vs. Georgia Tech	12-31-2014	9
105	Bill Buckley	Louisiana-Monroe	9-16-1972	4
105	John Grace	Murray State	11-2-1946	2
104	Chad Bumphis	at Kentucky	10-6-2012	9
103	Fred Ross	at Texas A&M	10-3-2015	11
103	Tony Burks	at LSU	9-30-2006	4
103	Fred Hadley	vs. Southern Miss	10-17-1987	7
103	Kenny Rogers	Florida	9-28-1985	7
103	Bill Buckley	at Ole Miss	11-25-1972	6
102	De'Runnya Wilson	at Missouri	11-5-2015	4
102	Fred Ross	vs. Georgia Tech	12-31-2014	6
102	Brandon McRae	at Georgia Tech	9-20-2008	10
102	David Smith	at LSU	11-15-1969	5
102	Sammy Milner	vs. Florida	9-27-1969	9
101	Brandon Holloway	at Arkansas	11-21-2015	4
101	Anthony Dixon	Ole Miss	11-23-2007	7
101	Kevin Prentiss	South Carolina	9-27-1997	2
100	Jaden Walley	Auburn	12-12-2020	8
100	Chad Bumphis	Memphis	9-4-2010	4
100	Howard Lewis	vs. Auburn	9-22-1974	7

RECORDS // YEARLY OFFENSIVE LEADERS



PASSING

Year	Player	Cmp.	Att.	Pct.	Yds.	TD
1946	Billy Murphy	21	60	.350	279	5
1947	Tom McWilliams	30	61	.492	360	3
1948	Tom McWilliams	41	74	.554	412	4
1949	Don Robinson	29	105	.276	303	1
1950	Frank Branch	24	40	.600	313	1
1951	Frank Branch	20	44	.455	198	0
1952	Jackie Parker	45	97	.464	811	8
1953	Jackie Parker	41	69	.594	603	7
1954	Bobby Collins	20	45	.444	337	3
1955	Bill Stanton	27	57	.474	554	5
1956	Billy Stacy	32	71	.451	464	3
1957	Billy Stacy	13	41	.317	248	3
1958	Billy Stacy	32	70	.457	388	2
1959	John Corro	21	44	.477	251	2
1960	Charlie Furlow	63	114	.553	599	2
1961	Charlie Furlow	36	65	.554	389	0
1962	Charlie Furlow	62	111	.559	744	3
1963	Sonny Fisher	36	74	.486	353	2
1964	Ashby Cook	35	61	.574	426	2
1965	Ashby Cook	78	162	.481	1,032	8
1966	Don Saget	69	166	.416	753	2
1967	Tommy Pharr	26	71	.366	279	4
1968	Tommy Pharr	173	319	.542	1,838	9
1969	Tommy Pharr	140	258	.543	1,603	11
1970	Joe Reed	138	294	.469	1,616	8
1971	Hal Chealander	66	155	.426	937	2
1972	Rockey Felker	74	161	.460	992	6
1973	Rockey Felker	60	106	.566	782	9
1974	Rockey Felker	73	155	.471	1,147	8
1975	Bruce Threadgill	43	123	.350	575	2
1976	Bruce Threadgill	45	89	.506	807	7
1977	Bruce Threadgill	91	219	.416	1,317	7
1978	Dave Marler	163	287	.568	2,422	11
1979	Tony Black	23	62	.371	363	2
1980	John Bond	59	133	.444	849	5
1981	John Bond	65	144	.451	875	4
1982	John Bond	91	183	.497	1,591	7
1983	John Bond	92	205	.449	1,306	2
1984	Don Smith	75	176	.426	1,236	6
1985	Don Smith	143	312	.458	2,332	15
1986	Don Smith	120	244	.492	1,609	10
1987	Mike Davis	60	129	.465	779	2
1988	Tony Shell	153	335	.457	1,884	13
1989	Tony Shell	45	87	.517	499	2
1990	Tony Shell	151	293	.515	1,909	10
1991	Sleepy Robinson	77	141	.546	1,167	8
1992	Greg Plump	54	129	.419	863	4
1993	Todd Jordan	131	294	.446	1,935	11
1994	Derrick Tait	110	220	.500	1,806	14
1995	Derrick Tait	165	309	.534	2,241	16
1996	Derrick Tait	75	171	.439	1,009	6
1997	Matt Wyatt	92	201	.458	1,369	6
1998	Wayne Madkin	96	199	.482	1,532	11
1999	Wayne Madkin	135	257	.525	1,884	10
2000	Wayne Madkin	138	246	.561	1,908	8
2001	Kevin Fant	94	170	.521	1,352	8
2002	Kevin Fant	163	311	.524	1,918	10
2003	Kevin Fant	186	351	.530	2,151	14
2004	Omarr Conner	107	205	.522	1,224	6
2005	Omarr Conner	86	167	.515	903	8
2006	Michael Henig	74	169	.438	1,201	7
2007	Wesley Carroll	134	255	.525	1,392	9
2008	Tyson Lee	153	260	.588	1,519	7
2009	Tyson Lee	130	221	.588	1,444	4
2010	Chris Relf	129	220	.586	1,789	13
2011	Chris Relf	114	190	.600	1,212	10
2012	Tyler Russell	231	394	.586	2,897	24
2013	Dak Prescott	156	267	.584	1,940	10
2014	Dak Prescott	244	396	.616	3,449	27
2015	Dak Prescott	316*	477*	.662	3,793	29
2016	Nick Fitzgerald	196	361	.543	2,423	21
2017	Nick Fitzgerald	159	286	.556	1,782	15
2018	Nick Fitzgerald	145	281	.516	1,767	16
2019	Garrett Shrader	153	88	.575	1,170	8
2020	Will Rogers	239	346	.691	1,976	11

*Led SEC

RECEIVING

Year	Player	Rec.	Yds.	Avg.	TD
1946	Kermit Davis	11	158	14.4	1
1947	Harper Davis	15	229	15.3	3
1948	Harper Davis	12	94	7.8	1
1949	Murry Alexander	14	131	9.4	1
1950	Steve Clark	14	150	11.5	3
1951	John Katusa	10	73	7.3	0
1952	Norm Duplain	14	265	18.9	0
1953	Art Davis	11	150	13.6	3
1954	Levine Hollingshead	11	180	16.4	2
1955	Ron Bennett	12	248	20.7	3
1956	Ron Bennett	15	227	15.1	2
1957	Gil Peterson	7	95	13.6	2
1958	P.L. Blake	6	85	14.2	0
1959	Lee Welch	14	127	9.1	0
1960	Lee Welch	12	98	8.2	0
1961	Johnny Baker	22	323	14.7	1
1962	Ode Burrell	24	204	8.5	2
1963	Tommy Inman	12	179	14.9	2
1964	Tommy Inman	21	338	16.1	2
1965	Don Saget	24	373	15.5	4
1966	Marcus Rhoden	31	365	11.8	0
1967	Johnny Woitt	8	82	10.3	2
1968	Sammy Milner	*64	909	14.2	5
1969	Sammy Milner	64	745	11.6	6
1970	David Smith	*74	987	13.3	6
1971	Eric Hoggatt	28	365	13.0	0
1972	Bill Buckley	*47	776	16.5	6
1973	Bill Buckley	*41	661	16.1	7
1974	Howard Lewis	21	330	15.7	1
1975	Gavin Rees	18	292	16.2	2
1976	Robert Chatman	15	277	18.5	3
1977	Mardy McDole	29	510	17.6	2
1978	Mardy McDole	*48	1,035	21.6	7
1979	Mardy McDole	20	380	19.0	3
1980	Mardy McDole	19	289	15.2	1
1981	Glen Young	19	263	13.8	1
1982	Danny Knight	37	924	25.0	7
1983	Danny Knight	34	671	19.7	2
1984	Mikel Williams	23	177	7.7	1
1985	Jeff Patton	34	416	12.2	2
1986	Fred Hadley	28	529	18.9	3
1987	Fred Hadley	28	499	17.8	1
1988	Fred Hadley	29	477	16.5	5
1989	Jesse Anderson	21	230	11.0	0
1990	Jerry Bouldin	32	447	14.0	6
1991	Willie Harris	24	529	22.0	1
1992	Willie Harris	35	574	16.4	3
1993	Chris Jones	24	541	22.5	2
1994	Eric Moulds	39	845	21.7	7
1995	Eric Moulds	62	779	12.6	6
1996	Lamont Woodberry	27	305	11.3	2
1997	Lamont Woodberry	24	342	14.2	3
1998	Kevin Prentiss	38	681	17.9	3
1999	Kelvin Love	43	834	19.4	3
2000	Terrell Grindle	31	436	14.1	2
2001	Justin Jenkins	42	661	15.7	8
2002	Ray Ray Bivines	40	511	12.8	4
2003	Justin Jenkins	62	880	14.2	9
2004	Will Prosser	24	328	13.7	0
2005	Will Prosser	28	286	10.2	0
2006	Tony Burks	35	850	24.3	5
2007	Jamaye Smith	33	510	15.5	3
2008	Brandon McRae	51	518	10.2	3
2009	Chad Bumphis	32	375	11.7	4
2010	Chad Bumphis	44	634	14.4	5
2011	Arcto Clark	30	442	14.7	4
2012	Chad Bumphis	58	922	15.9	12*
2013	Jameon Lewis	64	923	14.4	5
2014	De Runnya Wilson	47	680	14.5	9
2015	Fred Ross	88	1,007	11.4	5
2016	Fred Ross	72	917	12.7	12*
2017	Jesse Jackson	27	276	10.2	0
2018	Stephen Guidry	19	440	23.2	3
2019	Osirus Mitchell	29	430	14.8	6
2020	Jaden Walley	52	718	13.8	2

*Led SEC

RUSHING

Year	Player	Att.	Yds.	Avg.	TD
1946	Tom McWilliams	77	347	4.5	2
1947	Tom McWilliams	137	625	4.6	5
1948	Tom McWilliams	121	436	3.6	1
1949	Wally Beech	90	403	4.5	5
1950	Wally Beech	111	529	4.8	2
1951	Wally Beech	98	421	4.3	5
	Bill Stewart	117	421	3.6	--
1952	Joe Fortunato	128	779	6.1	5
1953	Charles Evans	109	549	5.0	2
1954	Art Davis	132	670	5.1	9
1955	Jim Harness	90	497	5.5	4
1956	Billy Stacy	138	613	4.4	6
1957	Molly Halbert	76	386	5.1	7
1958	Jack Batte	62	292	4.7	3
1959	Billy Hill	63	257	4.1	3
1960	Mackie Weaver	88	354	4.0	3
1961	Billy Hill	85	337	4.0	2
1962	Ode Burrell	71	310	4.4	5
1963	Hoyle Granger	113	481	4.3	7
1964	Hoyle Granger	129	604	4.7	2
1965	Hoyle Granger	108	449	4.2	3
1966	Andy Rhoades	75	295	3.9	1
1967	Tommy Pharr	136	326	2.4	1
1968	Tommy Pharr	141	239	1.7	3
1969	Steve Whaley	89	275	3.1	7
1970	Lewis Grubbs	155	644	4.2	7
1971	Lewis Grubbs	134	419	3.1	3
1972	Melvin Barkum	132	522	4.0	6
1973	Wayne Jones	212	1,193	5.6	6
1974	Walter Packer	157	994	6.3	6
1975	Walter Packer	180	1,012	5.6	7
1976	Dennis Johnson	152	859	5.7	6
1977	Dennis Johnson	114	529	4.6	2
1978	James Jones	130	687	5.3	10
1979	Fred Collins	128	591	4.6	4
1980	Michael Haddix	133	724	5.4	5
1981	Michael Haddix	110	622	5.7	3
1982	Michael Haddix	122	813	6.7	8
1983	John Bond	164	612	3.7	13
1984	Don Smith	128	545	4.3	9
1985	Don Smith	190	554	2.9	6
1986	Don Smith	159	740	4.7	6
1987	Hank Phillips	184	848	4.6	8
1988	Jesse Anderson	102	468	4.6	0
1989	Kenny Roberts	108	511	4.7	4
1990	Kenny Roberts	93	523	5.6	3
1991	Sleepy Robinson	154	543	3.5	5
1992	Kenny Roberts	106	597	5.6	0
1993	Michael Davis	205	883	4.3	7
1994	Michael Davis	196	929	4.7	10
1995	Keffer McGee	235	1,072	4.6	13
1996	Robert Isaac	117	527	4.5	3
1997	James Johnson	217	1,069	4.9	12
1998	James Johnson	236	1,383	5.9	12
1999	Dontae Walker	76	384	5.1	3
2000	Dicenzo Miller	160	1,005	6.3	10
2001	Dicenzo Miller	132	676	5.1	4
2002	Justin Griffith	91	471	5.2	2
2003	Nick Turner	123	696	5.7	7
2004	Jerious Norwood	195	1,050	5.4	7
2005	Jerious Norwood	191	1,126	5.9	6
2006	Anthony Dixon	169	668	4.0	9
2007	Anthony Dixon	287	1,066	3.7	14
2008	Anthony Dixon	197	869	4.4	7
2009	Anthony Dixon	257	1,391	5.4	12
2010	Vick Ballard	186	968	5.2	19
2011	Vick Ballard	193	1,189	6.2	10
2012	LaDarius Perkins	205	1,024	5.0	8
2013	Dak Prescott	134	829	6.2	13
2014	Josh Robinson	190	1,238	6.3	11
2015	Dak Prescott	160	588	3.7	10
2016	Nick Fitzgerald	195	1,375	7.1	16*
2017	Aeris Williams	236	1,107	4.7	6
2018	Nick Fitzgerald	221	1,121	5.1	13
2019	Kylin Hill	242	1,350	5.6	10
2020	Jo'quavious Marks	70	312	4.5	



SCORING


Year	Player	TD	PAT	FG	Pts.
1946	Wallace Matulich	7	0	0	42
1947	Harper Davis	7	0	0	42
1948	Harper Davis	3	0	0	18
1949	Wally Beech	5	0	0	30
1950	Tom Rushing	7	0	0	42
1951	Wally Beech	5	0	0	30
1952	Jackie Parker	16	24	0	+120
1953	Jackie Parker	8	17	0	65
1954	Art Davis	10	0	0	6
1955	William E. Morgan	5	13	0	43
1956	Billy Stacy	6	0	0	36
1957	Molly Halbert	7	0	0	42
1958	Billy Stacy	3	2	0	20
1959	Billy Hill	3	0	0	18
1960	Billy Hill	3	#1	0	20
1961	Sammy Dantone	1	#8	4	27
1962	Ode Burrell	5	0	0	30
1963	Ode Burrell	7	0	0	42
1964	Marcus Rhoden	7	0	0	42
1965	Marcus Rhoden	7	0	0	42
1966	Don Saget	3	0	0	18
1967	Johnny Woitt	3	0	0	18
1968	Sammy Milner	5	0	0	30
1969	Steve Whaley	7	0	0	42
1970	Lewis Grubbs	8	0	0	48
1971	Glenn Ellis	0	12	6	30
1972	Melvin Barkum	6	0	0	36
1973	Vic Nickels	0	23	8	47
1974	Rockey Felker	7	#2	0	46
1975	Kinney Jordan	0	14	13	53
1976	Kinney Jordan	0	31	10	61
1977	Dave Marler	0	18	13	57
1978	James Jones	13	#3	0	84
1979	Fred Collins	4	#1	0	26
1980	Mardy McDole	7	0	0	42
1981	Dana Moore	0	0	10	30
1982	Michael Haddix	9	0	0	54
1983	John Bond	13	0	0	78
1984	Artie Cosby	0	17	13	56
1985	Artie Cosby	0	18	11	51
1986	Artie Cosby	0	21	12	57
1987	Joel Logan	0	17	12	53
1988	Joel Logan	0	17	11	50
1989	Joel Logan	0	23	8	47
1990	Joel Logan	0	19	10	49
1991	Chris Gardner	0	33	9	60
1992	Chris Gardner	0	13	15	58
1993	Tom Burke	0	18	17	69
1994	Tim Rogers	0	34	12	70
1995	Keffer McGee	15	#1	0	92
1996	Brian Hazelwood	0	25	8	49
1997	James Johnson	12	0	0	72
1998	Brian Hazelwood	0	32	15	77
1999	Scott Westerfield	0	18	18	72
2000	Scott Westerfield	0	37	12	73
2001	Justin Jenkins	8	#1	0	50
2002	Brent Smith	0	16	16	64
2003	Justin Jenkins	9	#1	0	56
2004	Jerious Norwood	7	0	0	42
2005	Jerious Norwood	8	0	0	48
2006	Anthony Dixon	9	0	0	54
2007	Anthony Dixon	16	0	0	96
2008	Anthony Dixon	9	0	0	54
2009	Anthony Dixon	12	0	0	72
2010	Vick Ballard	20	0	0	120
2011	Derek DePasquale	0	36	12	72
2012	Devon Bell	0	43	14	85
2013	Dak Prescott	15	#1	0	92
2014	Evan Sobieski	0	56	12	92
2015	Westin Graves	0	52	15	97
2016	Nick Fitzgerald	16	0	0	96
2017	Nick Fitzgerald	14	0	0	84
2018	Nick Fitzgerald	13	0	0	78
2019	Kylin Hill	11	0	0	66
2020	Brandon Ruiz	0	24	10	54

- Total includes made two-point conversions + - Led NCAA

TOTAL OFFENSE

Year	Player	Rush	Pass	Plays	Yds.	TD
1946	Wallace Matulich	107	507	--	614	--
1947	Tom McWilliams	625	360	198	985	8
1948	Tom McWilliams	436	412	195	848	5
1949	Wally Beech	403	0	90	403	5
1950	Wally Beech	529	0	111	529	2
1951	Wally Beech	421	0	98	421	5
	Bill Stewart	421	0	117	421	--
1952	Jackie Parker	455	811	223	1,266	24
1953	Jackie Parker	208	603	144	811	15
1954	Art Davis	670	25	137	695	10
1955	Bill Stanton	135	554	121	689	6
1956	Billy Stacy	613	464	209	1,077	9
1957	Billy Stacy	350	248	151	598	4
1958	Billy Stacy	269	388	177	657	5
1959	Billy Hill	257	248	125	505	4
1960	Charlie Furlow	(-50)	599	167	549	2
1961	Billy Hill	337	299	138	636	3
1962	Charlie Furlow	(-35)	744	178	709	3
1963	Sonny Fisher	220	353	142	573	3
1964	Hoyle Granger	604	0	130	604	2
1965	Ashby Cook	65	1,032	231	1,097	11
1966	Don Saget	150	753	257	903	5
1967	Tommy Pharr	326	279	207	605	5
1968	Tommy Pharr	239	1,838	460	*2,077	12
1969	Tommy Pharr	4	1,603	309	1,607	12
1970	Joe Reed	316	1,616	449	1,932	15
1971	Hal Chealander	(-96)	937	209	841	2
1972	Melvin Barkum	522	591	228	1,113	8
1973	Wayne Jones	1,193	0	212	1,193	6
1974	Rockey Felker	446	1,147	304	*1,593	15
1975	Walter Packer	1,012	0	180	1,012	7
1976	Bruce Threadgill	554	807	249	1,361	11
1977	Bruce Threadgill	274	1,317	362	1,591	8
1978	Dave Marler	(-31)	2,422	375	*2,391	12
1979	Dwayne Brown	378	274	155	652	3
1980	John Bond	720	849	264	1,569	10
1981	John Bond	339	875	277	1,214	6
1982	John Bond	609	1,591	327	2,200	11
1983	John Bond	612	1,306	369	1,918	15
1984	Don Smith	545	1,236	304	1,781	15
1985	Don Smith	554	2,332	502	*2,886	21
1986	Don Smith	740	1,609	403	*2,349	16
1987	Hank Phillips	848	0	184	848	8
1988	Tony Shell	(-55)	1,884	363	1,829	13
1989	Kenny Roberts	511	0	108	511	4
1990	Tony Shell	(-66)	1,909	333	1,843	10
1991	Sleepy Robinson	543	1,167	295	1,710	13
1992	Greg Plump	112	863	209	975	7
1993	Todd Jordan	(-13)	1,935	336	1,922	12
1994	Derrick Taite	51	1,806	286	1,857	15
1995	Derrick Taite	16	2,241	370	2,257	16
1996	Derrick Taite	6	1,009	212	1,015	6
1997	Matt Wyatt	(-178)	2,199	237	2,021	6
1998	Wayne Madkin	(-36)	1,532	260	1,496	13
1999	Wayne Madkin	(-1)	1,884	308	1,883	10
2000	Wayne Madkin	179	1,908	315	2,087	13
2001	Kevin Fant	9	1,352	120	1,361	8
2002	Kevin Fant	(-69)	1,918	224	1,849	10
2003	Kevin Fant	(-149)	2,151	256	2,002	16
2004	Omarr Conner	115	1,224	174	1,339	7
2005	Jerious Norwood	1,126	0	191	1,317	6
2006	Michael Henig	18	1,201	187	1,219	7
2007	Wesley Carroll	67	1,392	302	1,459	9
2008	Tyson Lee	37	1,519	322	1,556	8
2009	Tyson Lee	175	1,444	295	1,619	6
2010	Chris Relf	713	1,789	414	2,502	18
2011	Chris Relf	375	1,212	313	1,587	12
2012	Tyler Russell	-5	2,897	437	2,892	26
2013	Dak Prescott	829	1,940	401	2,769	23
2014	Dak Prescott	986	3,449	606	*4,435	41
2015	Dak Prescott	588	3,793	637	4,381	39
2016	Nick Fitzgerald	1,375	2,423	556	*3,798	37
2017	Nick Fitzgerald	984	1,782	448	2,766	29
2018	Nick Fitzgerald	1,121	1,767	502	2,888	29
2019	Garrett Shrader	587	1,170	266	1,757	14
2020	Will Rogers	-41	1,976	376	1,935	1

* - Led SEC (ranked on yards-per-game since 1970)



Quarterback John Bond led Mississippi State in total offense all four years of his career (1980-83).



Don Smith led the Bulldogs in total offense from 1984-86, and he was tops in the SEC in the category in back-to-back years.



INTERCEPTIONS

Year	Player	Int.	Yds.	Avg.
1946	Billy Murphy	5	20	4.0
1947	Harper Davis	2	13	6.5
1948	Harper Davis	5	134	26.8
1949	Max Stainbrook	5	91	8.2
1950	Joe Fortunato	3	33	11.0
1951	Dick Rosenberg	4	71	17.8
1952	Ollie Fairchild	3	32	10.7
1953	Jackie Parker	4	22	5.5
1954	Art Davis	4	93	23.3
1955	Jimmy Dodd	2	19	9.5
1956	Jimmy Dodd	2	75	37.5
1957	Tom Miller	4	93	23.3
1958	Billy Stacy	4	14	3.5
1959	Bobby Bethune	2	0	0.0
1960	Bobby Bethune	6	30	5.0
1961	Lee Welch	1	35	35.0
1962	Jonny Windham	2	15	7.5
1963	Sonny Fisher	5	109	21.8
1964	James Carroll	5	70	14.0
1965	Bill Kiser	2	30	15.0
	Jim Courtney	2	14	7.0
	Tommy Corbett	2	1	0.5
1966	Bill Kiser	5	46	9.2
1967	Jim Courtney	5	47	9.4
1968	Al Morrell	2	34	17.0
	Buddy Hardwich	2	6	3.0
1969	Bill Crick	6	84	14.0
1970	Ken Phares	5	63	12.6
1971	Frank Dowsing	3	29	9.7
	Emile Petro	3	9	3.0
1972	John David Calhoun	4	25	6.3
1973	Steve Freeman	5	14	2.8
1974	Steve Freeman	4	56	14.0
1975	Henry Davison	3	17	5.7
	Bobby Wallace	3	9	3.0
	Stan Black	3	8	2.7
1976	Henry Davison	5	98	19.6
1977	Kenny Johnson	4	54	13.5
1978	Kenny Johnson	3	28	9.3
1979	Rob Fesmire	4	18	4.5
1980	Larry Friday	5	53	10.6
1981	Kenneth Johnson	4	25	6.3
1982	Gary Lambert	2	35	17.5
	Kenneth Johnson	2	20	10.0
	Calvin Zanders	2	14	7.0
1983	Billy Jackson	2	45	22.5
	Kenneth Johnson	2	0	0.0
	Clay Preacher	2	0	0.0
	Calvin Zanders	2	-4	-2.0
1984	Bruce Plummer	2	15	7.5
	Kirby Jackson	2	8	4.0
	Tom Nichols	2	5	2.5
1985	Brian Hutson	2	24	12.0
	Kirby Jackson	2	15	7.5
1986	Bruce Plummer	3	34	11.3
1987	Michael Taylor	2	9	4.5
1988	Bo Russell	4	36	9.0
1989	Marc Woodard	3	9	3.0
1990	Albert Williams	2	51	25.5
	Lance Aldridge	2	22	11.0
1991	Kelvin Knight	4	58	14.5
	Tony Harris	4	42	10.5
1992	Kelvin Knight	4	90	22.5
	Charlie Davidson	4	66	16.5
1993	Walt Harris	6	59	9.8
1994	Walt Harris	6	41	6.8
1995	Walt Harris	4	62	15.5
1996	Izell McGill	4	71	17.8
1997	Izell McGill	6	94	15.7
1998	Robert Bean	5	136	27.2
1999	Fred Smoot	5	13	2.6
2000	Fred Smoot	5	31	6.2
2001	Korey Banks	4	29	7.3
2002	Darren Williams	3	44	14.7
	Korey Banks	3	6	2.0

2003	Odell Bradley	2	56	28.0
	Eric Fuller	2	13	6.5
2004	Darren Williams	4	31	7.8
2005	Jeramie Johnson	4	51	12.8
2006	Derek Pegues	4	95	23.8
2007	Derek Pegues	5	120	24.0
2008	Karlin Brown	2	31	15.5
	Derek Pegues	2	23	11.5
	Keith Fitzhugh	2	11	5.5
2009	Corey Broomfield	6	118	19.7
2010	Corey Broomfield	3	40	13.3
	Johnthan Banks	3	24	8.0
	Nickoe Whitley	3	0	0.0
2011	Johnthan Banks	5	27	5.4
2012	Darius Slay	*5	101	20.2
2013	Nickoe Whitley	5	42	8.4
2014	Richie Brown	3	54	18.0
	Will Redmond	3	5	1.7
2015	Brandon Bryant	3	73	24.3
2016	Jamoral Graham	3	105	35.0
2017	Mark McLaurin	*6	85	14.2
2018	Willie Gay Jr.	2	49	24.5
	Johnathan Abram	2	9	4.5
	Cameron Dantzler	2	8	4.0
	C.J. Morgan	2	7	3.5
	Erroll Thompson	2	0	0.0
2019	Marcus Murphy	2	38	19.0
	Cam Dantzler	2	0	0.0
2020	Emmanuel Forbes	5	183	36.6

* - Led SEC

TOTAL TACKLES

Year	Player, Pos.	UT	AT	TT
1975	Ray Costict, LB	67	88	155
1976	Ray Costict, LB	96	60	156
1977	Mike Lawrence, LB	71	43	114
1978	Johnie Cooks, LB	73	42	115
1979	Rusty Martin, LB	53	72	125
1980	Don Edwards, LB	58	60	118
1981	Johnie Cooks, LB	78	45	123
1982	John Miller, LB	63	101	164
1983	Calvin Zanders, LB	80	106	186
1984	Aaron Pearson, LB	104	44	148
1985	Aaron Pearson, MLB	70	45	115
1986	Cedric Corse, ILB	86	58	144
1987	Bo Russell, SS	36	49	85
1988	James Williams, ILB	102	61	*163
1989	James Williams, ILB	95	62	157
1990	Reggie Stewart, ILB	100	79	+179
1991	Keo Coleman, ILB	59	55	114
1992	Daniel Boyd, ILB	76	52	128
1993	Juan Long, ILB	68	49	117
1994	Dwayne Curry, ILB	67	56	123
1995	Dwayne Curry, ILB	63	50	113
1996	Paul Lacoste, ILB	75	67	142
1997	Dereck Rush, ILB	53	55	108
1998	Edward Smith, OSE	69	58	127
1999	Barrin Simpson, LB	54	51	105
2000	Mario Haggan, LB	70	62	*132
2001	Mario Haggan, LB	62	33	95
2002	Mario Haggan, LB	66	53	119
2003	T.J. Mawhinney, LB	61	49	110
2004	Stovakia Griffith, DB	37	35	72
2005	Quinton Culbertson, LB	49	29	78
2006	Quinton Culbertson, LB	52	50	102
2007	Jamar Chaney, LB	35	54	89
2008	Dominic Douglas, LB	51	65	116
2009	Jamar Chaney, LB	39	51	90
2010	Chris White, LB	54	56	110
2011	Cameron Lawrence, LB	50	73	123
2012	Cameron Lawrence, LB	54	66	120
2013	Benardrick McKinney, LB	42	29	71
2014	Benardrick McKinney, LB	35	36	71
2015	Richie Brown, LB	51	58	109
2016	Richie Brown, LB	51	51	102
2017	Mark McLaurin, S	36	43	79
2018	Johnathan Abram, S	53	46	99

2019	Erroll Thompson, LB	38	46	84
2020	Erroll Thompson, LB	37	59	96

SACKS

Year	Player, Pos.	No.	Yds.
1985	Aaron Pearson, LB	6.0	53
1986	Michael Simmons, DT	3.0	NA
1987	Michael Simmons, DT	3.0	16
	Anthony Butts, DT	3.0	13
1988	Darren Martin, LB	5.0	32
1989	Robert Young, DL	10.0	72
1990	Kevin Henry, DE	6.0	51
1991	Nate Williams, NT	7.0	32
1992	Jerome Brown, DE	4.0	22
1993	Herman Carroll, DE	5.0	45
1994	Larry Williams, DE	6.0	45
1995	Larry Williams, DE	6.5	39
1996	Greg Favors, DE	*12.5	112
1997	Greg Favors, DE	7.0	67
1998	Edward Smith, OSE	*12.0	112
1999	Ellis Wymms, DT	5.0	25
2000	Mario Haggan, LB	5.0	47
	Pig Prather, DOG	5.0	42
2001	Mario Haggan, LB	4.0	33
	Conner Stephens, DE	4.0	28
2002	Michael Gholar, DOG	3.0	26
2003	Tommy Kelly, DT	4.0	31
2004	Willie Evans, DE	5.5	25
2005	Willie Evans, DE	*15.0	96
2006	Titus Brown, DE	7.5	54
2007	Titus Brown, DE	8.0	48
2008	K.J. Wright, LB	4.0	41
2009	Pernell McPhee, DE	5.0	24
2010	Chris White, LB	6.0	30
2011	Fletcher Cox, DT	5.0	18
2012	Preston Smith, DE	4.5	25
2013	Benardrick McKinney, LB	3.5	36
2014	Preston Smith, DE	9.0	60
2015	Richie Brown, LB	6.5	45
2016	Johnathan Calvin, DE	7.0	51
2017	Montez Sweat, DE	*10.5	64
2018	Montez Sweat, DE	11.5	96
2019	Chauncey Rivers, DE	5.0	36
2020	Tyrus Wheat, LB	5.0	27

+ - Led NCAA * - Led SEC



In 2017, Montez Sweat became the first MSU player to lead the SEC in sacks and tackles for loss since 2005.



PUNTING

Year	Player	No.	Yds.	Avg.
1946	Billy Murphy	24	998	41.6
1947	Tom McWilliams	41	1436	35.0
1948	Tom McWilliams	44	1616	36.7
1949	Jim Pittman	25	1010	40.4
1950	Joe Fortunato	37	1402	37.9
1951	Bobby Collins	55	1854	33.7
1952	Bobby Collins	44	1703	38.7
1953	Bobby Collins	24	930	38.8
1954	Bobby Collins	33	1330	40.3
1955	Art Davis	16	652	40.8
1956	Gil Peterson	20	746	37.3
1957	Gil Peterson	25	920	36.8
1958	Gil Peterson	36	1424	39.6
1959	Bill Schoenrock	48	1827	38.1
1960	Charlie Furlow	38	1273	33.5
1961	Randy Hutto	24	835	34.8
1962	Charlie Furlow	41	1357	33.1
1963	Ode Burrell	41	1532	37.4
1964	James Carroll	56	2048	36.6
1965	Dick McGraw	48	2014	*42.0
1966	Dick McGraw	71	2777	39.1
1967	Dick McGraw	95	3567	37.5
1968	Conn Canale	51	2065	40.5
1969	Conn Canale	67	2550	38.1
1970	Sammy Milner	30	1131	37.7
1971	Lanny Sheffield	77	3035	39.4
1972	Mike Patrick	48	1853	38.6
1973	Mike Patrick	60	2667	44.5
1974	Mike Patrick	63	2479	39.3
1975	Gerald Vaught	60	2150	35.8
1976	Gerald Vaught	62	2473	39.9
1977	Jim Nabers	56	2224	39.7
1978	Jim Nabers	36	1456	40.4
1979	Dana Moore	52	2053	39.5
1980	Dana Moore	52	2104	40.5
1981	Dana Moore	60	2504	41.7
1982	Dana Moore	53	2199	41.5
1983	Tim Cutts	54	2235	41.4
1984	Brian Hutson	42	1572	37.4
1985	Robert Smith	50	1916	38.3
1986	Tommy Parks	38	1513	39.8
1987	Tommy Parks	55	2149	39.1
1988	Mike Riley	36	1453	40.4
1989	Mike Riley	75	3078	41.0
1990	Mike Riley	57	2332	40.9
1991	Mike Riley	42	1660	39.5
1992	Todd Jordan	52	2267	*43.6
1993	Todd Jordan	56	2403	42.9
1994	Andy Russ	50	1906	38.1
1995	Andy Russ	49	2031	41.4
1996	Andy Russ	53	2466	46.5
1997	Jeff Walker	45	2049	45.5
1998	Jeff Walker	44	1856	42.2
1999	Jeff Walker	52	2221	42.7
2000	Prentiss Cole	63	2601	41.3
2001	Jared Cook	60	2445	40.8
2002	Jared Cook	48	2024	42.2
2003	Robert Wallis	30	1300	43.3
2004	Jared Cook	49	2143	*43.7
2005	Blake McAdams	69	2891	41.9
2006	Blake McAdams	68	2598	38.2
2007	Blake McAdams	77	3024	39.3
2008	Blake McAdams	79	3049	38.6
2009	Heath Hutchins	50	1986	39.7
2010	Heath Hutchins	59	2450	41.5
2011	Baker Swendenburg	71	2970	41.8
2012	Baker Swendenburg	57	2340	41.1
2013	Baker Swendenburg	25	1063	42.5
2014	Devon Bell	50	2160	43.2
2015	Logan Cooke	44	1856	42.2
2016	Logan Cooke	44	1760	40.0
2017	Logan Cooke	52	2220	42.7
2018	Tucker Day	47	1851	39.4
2019	Tucker Day	51	2174	42.6
2020	Reed Bowman	30	1260	42.0

* - Led SEC

KICKOFF RETURNS

Year	Player	Ret.	Yds.	Avg.	TD
1946	Harper Davis	5	142	28.4	--
1947	Harper Davis	7	117	16.7	--
1948	Carl Scheider	2	96	48.0	--
1949	Cliff O'Connor	10	161	16.1	--
1950	Norm Duplain	11	226	20.5	--
1951	Norm Duplain	9	248	27.6	--
1952	Jackie Parker	13	305	23.5	0
1953	Jackie Parker	6	121	20.2	0
1954	Bobby Collins	8	109	13.6	--
1955	William E. Morgan	10	239	23.9	--
1956	Billy Stacy	12	248	20.7	0
1957	Billy Stacy	11	273	24.8	0
1958	Billy Stacy	12	309	25.8	0
1959	Willie Daniel	10	226	22.6	0
1960	Pat Shute	11	263	23.9	0
1961	Jimmy Jenkins	7	146	20.9	0
1962	Ode Burrell	11	225	20.5	0
1963	Ode Burrell	10	261	26.1	0
1964	Dan Bland	20	558	+27.9	1
1965	Dan Bland	20	499	*25.0	0
1966	Marcus Rhoden	26	572	+22.0	1
1967	Tommy Garrison	11	202	18.4	0
1968	David Smith	27	590	*21.9	0
1969	David Smith	16	394	24.6	0
1970	Frank Dowsing	16	371	23.2	0
1971	Lewis Grubbs	18	336	18.7	0
1972	Ken Phares	25	544	21.8	0
1973	Walter Packer	26	547	*21.0	0
1974	Steve Wohliert	10	203	20.3	0
1975	Walter Packer	12	242	20.2	0
1976	Walter Packer	12	195	16.3	0
1977	James Otis Doss	16	450	28.1	0
1978	Willie Jackson	12	222	18.5	0
1979	James Jones	8	199	24.9	1
1980	Glen Young	19	525	*27.6	1
1981	Glen Young	18	407	22.6	0
1982	Glen Young	20	431	21.6	0
1983	Danny Knight	9	201	22.3	0
1984	John Lowe	16	329	20.6	0
1985	John Moore	25	524	21.0	0
1986	Michael Robinson	26	643	24.7	0
1987	John Moore	27	464	17.2	0
1988	Eddie Myles	27	535	19.8	0
1989	Tony James	21	477	22.7	0
1990	Tony James	18	432	24.0	0
1991	Tony James	21	515	24.5	0
1992	Tony James	18	438	24.3	0
1993	Kenny Causey	8	163	20.4	0
1994	Eric Moulds	13	426	+32.8	0
1995	Eric Moulds	9	259	28.8	0
1996	Robert Isaac	20	469	23.5	0
1997	Robert Isaac	20	455	22.8	0
1998	Kevin Prentiss	19	458	24.1	1
1999	Pig Prather	12	325	27.1	0
2000	Pig Prather	14	321	22.9	0
2001	Pig Prather	25	569	22.8	0
2002	Fred Reid	18	441	24.5	0
2003	Fred Reid	25	577	23.1	1
2004	Jonathan Lowe	19	343	18.1	0
2005	Derek Pegues	28	559	20.0	0
2006	Derek Pegues	29	687	23.7	0
2007	Derek Pegues	24	544	22.7	0
2008	Derek Pegues	31	708	22.8	0
2009	Leon Berry	38	1015	26.7	1
2010	Leon Berry	14	375	26.8	1
2011	Jameon Lewis	21	386	18.4	0
2012	Jameon Lewis	20	517	25.9	1
2013	Jameon Lewis	19	446	23.5	0
2014	Robert Johnson	12	214	17.8	0
2015	Brandon Holloway	24	567	23.6	1
2016	Brandon Holloway	16	370	23.1	0
2017	Reggie Todd	15	278	18.5	0
2018	Brian Cole	10	225	22.5	0
2019	Isaiah Zuber	12	189	15.8	0
2020	Lideatric Griffin	7	261	37.3	0

+ - Led NCAA

PUNT RETURNS

Year	Player	Ret.	Yds.	Avg.	TD
1946	Tom McWilliams	19	306	16.1	1
1947	Tom McWilliams	16	226	14.1	1
1948	Tom McWilliams	11	100	9.1	0
1949	Max Stainbrook	16	103	6.4	--
1950	Norm Duplain	15	212	14.1	--
1951	Tony Kotowski	13	217	16.7	--
1952	Charles Caven	22	153	7.0	--
1953	Jackie Parker	17	156	9.2	0
1954	Bobby Collins	13	137	10.5	--
1955	Jim Tait	3	103	34.3	--
1956	Billy Stacy	24	290	+12.1	1
1957	Billy Stacy	17	144	8.5	0
1958	Billy Stacy	11	146	13.3	0
1959	Billy Hill	6	85	14.2	0
1960	Billy Tohill	5	43	8.6	0
1961	Billy Hill	7	47	6.7	0
1962	Ode Burrell	10	102	10.2	0
1963	Ode Burrell	15	163	10.9	0
1964	Dan Bland	17	115	6.8	0
1965	Marcus Rhoden	19	413	*21.7	3
1966	Marcus Rhoden	22	170	7.7	0
1967	Conn Canale	9	76	8.4	0
1968	David Smith	9	98	10.9	0
1969	David Smith	6	54	9.0	0
1970	David Smith	5	40	8.0	0
1971	Frank Dowsing	14	260	18.6	2
1972	Frank Dowsing	12	135	11.3	1
1973	Steve Freeman	8	50	6.3	0
1974	Richard Blackmore	12	126	10.5	1
1975	Stan Black	14	64	4.6	0
1976	Stan Black	16	196	12.3	0
1977	Henry Davison	18	97	5.4	0
1978	Richard Blackmore	11	155	*14.1	0
1979	Kenny Johnson	15	71	4.7	0
1980	Mardy McDole	23	251	10.9	1
1981	Glen Young	19	307	+16.2	2
1982	Glen Young	27	205	7.6	0
1983	Danny Knight	9	73	8.1	0
1984	Orlando Lundie	22	189	8.6	0
1985	Orlando Lundie	13	46	3.5	0
1986	Milton Smith	10	40	4.0	0
1987	Eddie Myles	29	266	9.2	0
1988	Eddie Myles	16	126	7.9	0
1989	Tony James	40	437	10.9	0
1990	Tony James	23	341	*14.8	2
1991	Tony James	22	196	8.9	0
1992	Tony James	36	358	10.0	1
1993	Scott Gumina	13	180	13.8	1
1994	Bernard Euell	25	199	8.0	0
1995	Bernard Euell	11	57	5.2	0
1996	Robert Isaac	19	189	9.9	0
1997	Robert Isaac	23	198	8.6	0
1998	Kevin Prentiss	26	339	*13.0	1
1999	Pig Prather	17	125	7.4	0
2000	Larry Huntington	22	212	9.6	0
2001	Ray Ray Bivines	12	125	10.4	0
2002	Korey Banks	20	200	10.0	0
2003	Nick Turner	28	310	11.1	0
2004	Jonathan Lowe	17	195	11.5	1
2005	Jerious Norwood	4	43	10.8	0
2006	Derek Pegues	25	350	14.0	1
2007	Derek Pegues	27	268	9.9	1
2008	Derek Pegues	26	172	6.6	0
2009	Leon Berry	9	69	7.7	0
2010	Chad Bumphis	16	137	8.6	0
2011	Johnthan Banks	16	166	10.4	1
2012	Johnthan Banks	14	123	8.8	0
2013	Jameon Lewis	22	51	2.3	0
2014	Jamoral Graham	14	67	4.8	0
2015	Fred Ross	15	157	10.5	1
2016	Fred Ross	15	85	5.7	0
2017	Gabe Myles	8	29	3.6	0
2018	Keith Mixon	11	72	6.6	0
2019	Malik Dear	7	52	7.4	0
2020	Austin Williams	8	48	6.0	0

RECORDS // YEARLY TEAM OFFENSIVE STATISTICS



YEAR	G	TOTAL OFFENSE			RUSHING			TDS	PASSING			COMP%	TDS	INTS.	POINTS	PPG
		PLAYS	YDS	YPG	RUSH	YDS	YPG		ATT	COMP.	YDS	YPG				
2020	11	761	3,742	340.2	204	483	43.9	8	557	373	3,259	296.3	17	18	235	21.4
2019	13	844	5,201	400.1	529	2,868	220.6	27	315	186	2,333	179.5	19	10	359	27.6
2018	13	837	5,166	397.4	514	2,907	223.6	26	323	165	2,259	173.8	22	10	371	28.5
2017	13	987	5,442	418.6	634	3,272	251.7	30	353	191	2,170	166.9	17	14	416	32.0
2016	13	943	5,723	440.2	532	2,997	230.5	24	411	230	2,726	209.7	24	10	395	30.4
2015	13	927	5,986	460.5	427	1,873	144.1	21	500	331	4,113	316.4	33	5	447	34.4
2014	13	1,001	6,679	513.8	578	3,030	233.1	29	423	261	3,649	280.7	31	12	480	36.9
2013	13	956	5,647	434.4	527	2,469	189.9	29	429	253	3,178	244.5	18	12	360	27.7
2012	13	848	4,965	381.9	424	1,874	144.2	18	424	249	3,091	237.8	28	10	383	29.5
2011	13	862	4,643	357.2	513	2,279	175.3	19	349	198	2,364	181.8	19	13	329	25.3
2010	13	907	5,217	401.3	619	2,793	214.8	28	288	168	2,424	186.5	18	13	377	29.0
2009	12	821	4,463	371.9	555	2,731	227.6	21	266	153	1,732	144.3	9	17	307	25.6
2008	12	782	3,312	276.0	397	1,220	101.7	13	385	210	2,092	174.3	10	12	183	15.2
2007	13	880	3,863	297.2	508	1,784	137.2	18	372	188	2,079	159.9	12	18	279	21.5
2006	12	754	3,442	286.8	394	1,142	95.2	14	360	171	2,300	191.7	10	16	221	18.4
2005	11	687	3,038	276.2	385	1,514	137.6	9	302	146	1,524	138.5	10	10	153	13.9
2004	11	692	3,335	303.2	401	1,744	158.5	11	291	147	1,591	144.6	9	13	173	15.7
2003	12	766	3,848	320.7	371	1,424	118.7	13	395	207	2,424	202.0	15	25	225	18.8
2002	12	863	4,042	336.8	421	1,431	119.2	10	442	226	2,611	217.6	13	22	227	18.9
2001	11	752	3,779	343.5	397	1,415	128.6	10	355	187	2,364	214.9	13	16	196	17.8
2000	12	743	4,250	354.2	461	2,132	178.5	27	282	156	2,118	192.5	9	9	347	28.9
1999	11	718	3,562	323.8	367	1,129	102.6	13	351	184	2,433	221.2	13	14	238	21.6
1998	12	727	3,870	322.5	476	2,063	171.9	21	251	118	1,807	150.6	11	14	339	28.3
1997	11	691	3,460	314.5	441	1,748	158.9	16	250	120	1,712	155.6	8	17	226	20.5
1996	11	748	3,593	326.6	442	1,744	158.5	15	306	140	1,849	168.1	13	10	249	22.6
1995	11	703	3,770	342.7	385	1,464	133.1	15	318	170	2,306	209.6	16	11	261	23.7
1994	11	733	4,133	375.7	496	2,161	196.5	21	237	120	1,972	179.3	17	8	349	31.7
1993	11	767	3,932	357.5	436	1,791	162.8	12	331	144	2,141	194.6	14	10	241	21.9
1992	11	741	3,523	320.3	511	2,079	189.0	18	230	106	1,444	131.6	6	13	235	21.4
1991	11	709	4,100	372.7	529	2,873	235.4	24	180	100	1,511	137.4	10	10	276	25.1
1990	11	694	3,368	306.2	392	1,434	130.4	7	302	158	1,934	175.8	14	9	207	18.8
1989	11	685	2,886	262.4	446	1,690	153.6	20	239	117	1,196	108.7	5	11	205	18.6
1988	11	771	3,467	315.2	365	1,188	108.0	5	406	186	2,279	207.2	15	21	172	15.6
1987	11	783	3,671	333.7	501	1,958	178.0	13	282	137	1,713	155.7	6	15	169	15.4
1986	11	738	3,743	340.2	480	2,055	186.8	12	358	128	1,688	153.5	11	12	195	17.7
1985	11	787	4,150	377.3	462	1,728	157.1	16	325	150	2,422	220.8	16	15	257	23.4
1984	11	765	3,922	356.5	522	2,394	217.6	17	243	100	1,528	138.9	4	14	198	18.0
1983	11	749	3,640	330.9	524	2,177	197.9	19	225	103	1,463	133.0	3	14	196	17.8
1982	11	771	4,642	422.0	565	2,899	263.5	22	206	99	1,743	158.5	9	13	252	22.9
1981	12	809	3,433	312.1	647	2,448	222.5	17	161	73	985	89.5	4	8	202	18.4
1980	11	817	4,189	380.8	651	3,135	285.0	28	166	73	1,054	95.8	5	7	284	25.8
1979	11	733	3,701	336.5	593	2,907	264.3	15	140	50	794	72.2	5	11	162	14.7
1978	11	747	4,120	374.5	436	1,483	134.8	18	311	177	2,637	239.7	14	18	232	21.1
1977	11	780	3,479	316.3	533	2,082	189.3	14	247	97	1,397	127.0	8	16	193	17.5
1976	11	744	3,803	345.7	644	2,971	270.1	26	100	48	832	75.6	7	5	269	24.5
1975	11	753	3,362	305.6	594	2,564	233.1	14	159	58	798	72.5	3	11	165	15.0
1974	12	795	4,065	338.8	608	2,753	250.3	31	187	86	1,312	119.3	9	9	301	27.4
1973	11	755	3,755	341.4	517	2,125	193.2	15	238	119	1,630	148.2	11	19	219	19.9
1972	11	741	3,356	305.1	484	1,761	160.1	16	257	113	1,595	145.0	8	23	197	17.9
1971	11	693	2,368	215.3	458	1,064	96.7	7	235	97	1,304	118.5	5	20	120	10.9
1970	11	807	3,169	288.1	493	1,485	135.0	15	314	146	1,684	153.1	9	17	171	15.5
1969	10	699	2,865	286.5	347	716	71.6	10	352	189	2,149	214.9	16	18	193	19.3
1968	10	705	3,014	301.4	363	967	96.7	10	342	186	2,047	204.7	10	19	146	14.6
1967	10	563	1,638	163.8	421	1,064	106.4	3	142	54	574	57.4	4	12	49	4.9
1966	10	571	1,853	185.3	361	865	86.5	6	210	87	988	98.8	3	20	75	7.5
1965	10	606	2,520	252.0	402	1,333	133.3	14	204	94	1,187	118.7	10	12	202	20.2
1964	10	543	2,293	229.3	406	1,520	152.0	15	137	66	773	77.3	3	8	155	15.5
1963	11	593	2,379	237.9	497	1,877	187.7	19	96	45	502	50.2	3	7	169	16.9
1962	9	502	1,716	190.7	341	782	86.9	4	161	80	934	103.8	5	14	76	8.4
1961	10	643	2,531	253.1	478	1,529	152.9	11	165	87	1,002	100.2	3	17	111	11.1
1960	9	565	2,258	250.9	409	1,415	157.2	9	156	87	844	93.8	4	10	101	11.2
1959	9	504	2,090	232.2	348	1,411	156.8	10	156	65	679	75.4	3	19	96	10.7
1958	9	538	2,281	253.4	433	1,714	190.4	15	105	42	567	63.0	4	12	127	14.1
1957	9	602	2,346	260.7	529	1,842	204.7	20	73	26	504	56.0	5	7	175	19.4
1956	10	643	2,807	280.7	553	2,209	220.9	18	90	43	598	59.8	4	10	148	14.8
1955	10	604	2,855	285.5	515	2,174	217.4	--	89	36	681	68.1	6	11	173	17.3
1954	10	563	3,015	301.5	482	2,433	243.3	--	81	32	572	57.2	5	10	192	19.2
1953	10	566	2,707	270.7	482	1,981	198.1	--	84	48	726	72.6	8	4	196	19.6

BOLD denotes school record



YEARLY TEAM DEFENSIVE STATISTICS

RECORDS

YEAR	G	TOTAL OFFENSE			RUSHING			PASSING							POINTS	PPG
		PLAYS	YDS	YPG	YDS	YPG	TDS	ATT	COMP.	YDS	YPG	COMP%	TDS	INTS.		
2020	11	780	4,287	389.7	1,390	126.4	11	389	240	2,897	263.4	61.7	23	11	309	28.1
2019	13	824	5,189	399.2	1,981	152.4	25	368	224	3,208	246.8	60.9	22	10	375	28.8
2018	13	829	3,420	263.1	1,236	95.1	7	398	220	2,184	168.0	55.3	8	13	171	13.2
2017	13	761	3,982	306.3	1,711	131.6	18	313	159	2,271	174.7	50.8	13	13	272	20.9
2016	13	957	5,968	459.1	2,308	177.5	17	472	291	3,660	281.5	61.7	33	14	413	31.8
2015	13	955	5,085	391.1	2,270	174.6	16	424	257	2,815	216.5	60.6	16	13	302	23.2
2014	13	977	5,517	424.4	1,970	151.5	17	505	264	3,547	272.8	52.3	17	16	282	21.7
2013	13	833	4,541	349.3	1,874	144.2	17	388	240	2,667	205.2	62.9	18	14	299	23.0
2012	13	918	5,036	387.4	2,153	165.6	16	414	265	2,883	221.8	64.0	17	19	303	23.3
2011	13	970	4,558	350.6	1,995	153.5	15	434	280	2,563	197.2	64.5	12	12	256	19.7
2010	13	881	4,639	356.8	1,548	119.1	11	446	258	3,091	237.8	57.8	19	13	258	19.8
2009	12	774	4,392	366.0	1,752	146	18	332	187	2,640	220.0	56.3	18	17	321	26.8
2008	12	767	3,930	327.5	1,811	150.9	19	324	169	2,119	176.6	52.2	13	8	296	24.7
2007	13	883	4,313	331.8	2,039	156.8	14	387	207	2,274	174.9	53.5	20	18	301	23.2
2006	12	713	3,856	321.3	1,385	115.4	16	309	179	2,471	205.9	57.9	18	12	309	25.8
2005	11	734	3,690	335.5	1,545	140.5	13	316	194	2,145	195.0	61.4	13	12	259	23.5
2004	11	750	4,013	364.8	2,094	190.4	17	272	159	1,919	174.5	58.5	15	12	280	25.5
2003	12	898	5,682	473.5	2,283	190.3	30	373	232	3,399	283.3	62.2	31	6	471	39.2
2002	12	807	3,888	324.0	2,041	170.1	17	282	140	1,847	153.9	49.7	22	14	339	28.3
2001	11	756	4,086	371.5	1,726	156.9	14	311	170	2,360	214.5	54.7	21	13	288	26.2
2000	12	798	3,735	339.5	1,073	97.5	16	426	206	2,662	242.0	48.4	18	19	265	22.1
1999	11	734	2,448	222.5	736	66.9	7	331	172	1,712	155.6	51.9	7	15	149	13.5
1998	12	835	3,755	312.9	1,769	147.4	14	309	157	1,986	165.5	50.8	13	16	218	18.2
1997	11	763	3,713	337.5	1,216	110.5	7	390	224	2,497	227.0	57.4	20	14	215	19.5
1996	11	777	3,865	351.4	1,436	130.5	9	330	176	2,429	220.8	53.3	19	10	229	20.8
1995	11	806	4,808	437.1	2,319	210.8	30	304	194	2,489	226.3	63.8	15	10	357	32.5
1994	11	749	3,736	339.6	1,392	126.5	10	343	174	2,344	213.1	50.7	20	22	234	21.3
1993	11	771	3,862	351.1	1,535	139.5	10	185	331	2,327	211.5	55.9	14	15	245	22.3
1992	11	758	3,609	328.1	1,479	193.6	9	313	166	2,130	193.6	53.0	8	18	176	16.0
1991	11	793	3,514	319.5	1,423	129.4	6	329	163	2,029	190.1	49.5	10	14	156	14.2
1990	11	831	4,283	389.4	1,984	180.4	14	328	185	2,299	209.0	56.4	11	9	236	21.5
1989	11	767	3,259	296.3	1,660	150.9	13	288	148	1,599	145.4	51.4	10	12	207	18.8
1988	11	801	4,502	409.3	2,259	205.4	25	283	158	2,243	203.9	55.8	15	10	332	30.2
1987	11	715	3,936	357.8	2,001	181.9	17	271	141	1,935	175.9	52.0	12	7	259	23.5
1986	11	769	4,276	388.7	2,853	259.4	24	197	103	1,423	129.4	52.3	9	8	285	25.9
1985	11	787	3,565	324.1	1,742	158.4	20	263	109	1,823	165.7	41.4	14	7	288	26.2
1984	11	761	3,592	326.5	1,751	159.2	17	266	119	1,841	167.4	44.7	9	10	230	20.9
1983	11	795	4,004	364.0	1,818	165.3	20	313	177	2,186	198.7	56.5	14	10	279	25.4
1982	11	810	3,983	362.1	2,405	218.6	25	236	132	1,578	143.5	55.9	6	11	244	22.2
1981	12	755	2,871	261.0	968	88.0	6	326	172	1,903	173.0	52.8	9	14	137	12.4
1980	11	714	3,236	294.3	1,495	135.9	15	272	133	1,741	158.3	48.9	12	14	216	19.6
1979	11	735	3,459	314.5	2,108	191.6	15	192	94	1,351	122.8	49.0	7	12	179	16.3
1978	11	802	3,629	329.9	2,133	193.9	15	205	98	1,496	136.0	47.8	10	11	205	18.6
1977	11	812	3,633	330.3	2,332	212.0	20	204	105	1,301	118.3	51.5	6	18	227	20.6
1976	11	767	3,063	278.5	1,716	156.0	17	223	95	1,347	122.5	42.6	5	14	178	16.2
1975	11	739	2,853	259.4	1,864	169.5	10	187	76	989	89.9	40.6	6	13	166	15.1
1974	12	801	3,155	286.8	1,892	172.0	17	233	97	1,263	114.8	41.6	9	14	200	18.2
1973	11	712	3,724	338.5	2,326	211.5	6	201	101	1,398	127.1	50.2	0	16	255	23.2
1972	11	782	3,744	340.4	2,369	215.4	26	217	105	1,348	122.5	48.4	7	17	254	23.1
1971	11	827	3,722	338.4	2,455	223.2	21	220	102	1,267	115.2	46.4	12	14	311	28.3
1970	11	805	3,906	355.1	1,849	168.1	21	313	158	2,057	187.0	50.5	0	19	264	24.0
1969	10	814	4,843	484.3	2,331	233.1	34	316	184	2,512	251.2	58.2	16	15	385	38.5
1968	10	767	3,825	382.5	1,563	156.3	16	318	176	2,262	226.2	55.3	14	9	260	26.0
1967	10	766	3,569	356.9	1,811	181.1	--	248	130	1,758	175.8	52.4	--	18	259	25.9
1966	10	682	2,783	278.3	1,608	160.8	--	205	99	1,175	117.5	48.3	--	12	176	17.6
1965	10	653	2,655	265.5	1,438	143.8	--	197	94	1,217	121.7	47.7	--	10	172	17.2
1964	10	641	2,615	261.5	1,422	142.2	--	185	96	1,193	119.3	51.9	--	16	143	14.3
1963	11	555	2,059	205.9	1,291	129.1	--	134	63	779	77.9	47.0	--	17	82	8.2
1962	9	581	2,465	273.9	1,698	188.7	--	155	66	767	85.2	42.6	--	5	132	14.7
1961	10	569	2,434	243.4	1,589	158.9	--	145	65	845	84.5	44.9	--	17	135	13.5
1960	9	523	2,574	286.0	1,902	211.3	--	107	56	672	74.7	52.3	--	14	119	13.2
1959	9	599	2,633	292.6	1,874	208.2	--	118	52	759	84.3	44.1	--	6	198	22.0
1958	9	504	2,280	253.3	1,377	153.0	--	131	69	903	100.3	52.7	--	13	129	14.3
1957	9	667	2,074	230.4	1,444	160.4	--	115	54	635	70.6	47.0	--	10	100	11.1
1956	10	607	2,453	245.3	1,790	179.0	--	133	50	663	66.3	37.6	--	15	152	15.2
1955	10	581	2,548	254.8	1,754	175.4	--	135	59	798	79.8	43.7	--	9	142	14.2
1954	10	638	2,473	247.3	1,739	173.9	--	138	76	734	73.4	55.1	--	11	120	12.0
1953	10	593	2,350	235.0	1,711	171.1	--	119	50	639	63.9	42.0	--	8	119	11.9

BOLD denotes school record



WELCOME TO #STARKVEGAS

"You can't duplicate it. That is the only stadium I have broadcast a game in where I actually had to use an earplug in my non-earpiece ear to be able to focus, hear our broadcast and actually do my job. The only one."

– Tom Luginbill, ESPN (9.25.18)

"Mississippi State has become the loudest stadium in America. They get those cowbells ringing about three hours before kickoff out in the parking lots. You go through a game there, you come out of there and you can't hear for about a day and a half. It is unbelievable."

– Pat Forde, Yahoo Sports on Dan Patrick Show (8.22.17)

"Mississippi State was truly incredible. If I was to rank the SEC Nation shows and experiences this year, Mississippi State is No. 1. You cannot find a square inch of open grass (in the Junction). The loudest fans we have heard so far in college football this year."

– Joe Tessitore, SEC Network (10.23.14)

"When there is a big game at Davis Wade, I'd put that atmosphere up against anything in college football. You gotta see it to believe it."

– John Hayes, The Athletic (9.19.17)

"Want to know what a revolution sounds like? Between the third and fourth quarter, Journey's 'Don't Stop Believin' blares through the stadium speakers. The throng rings cowbells to the beat, creating a deafening roar as they try to hold on to the feeling."

– Pete Thamel, Sports Illustrated (10.10.14)

"The weekend in Starkville was one of the most electric and extraordinary I've ever experienced covering the Southeastern Conference. I have never seen anything quite like this in my 35 years of covering college football. We could spend the rest of our lives trying to top that show."

– Paul Finebaum, SEC Network



DAVIS WADE STADIUM AT SCOTT FIELD

"The loudest game I have ever attended – start to finish – even postgame. You haven't lived until you've heard 'Don't Stop Believing' with accompaniment from 50,000 cowbells."

– Stewart Mandel, Fox Sports (10.11.14)

"Furthermore, Scott Field had become a virtual noise factory, louder than ever and that is really loud. You could not hear the guy next to you even when he was yelling."

– Rick Cleveland, Mississippi Sports Hall of Fame writer (11.11.17)

"Poor you. You spent Saturday somewhere other than Mississippi. I'm sorry. You didn't get goose bumps from a late-morning Starkville din so loud it seemed set to jar loose the Mississippi-Alabama borderline and hurl it nearer Tuscaloosa."

– Chuck Culpepper, Washington Post (10.5.14)

"These are the most genuine, authentic fans in America."

– Paul Finebaum, SEC Network on SEC Nation (11.14.15)

"The environment Saturday at Davis Wade Stadium was as electric as any college sporting event you're ever going to find. It was the loudest stadium I've ever been in, and it wasn't just the cowbells. It was an awesome environment all the way around and great people."

– Chris Low, ESPN.com (10.11.14)

"To all those Bulldog fans shining those cell phone flashlights and signing along to 'Don't Stop Believin', they make Davis Wade Stadium the most fun place to watch a football game in the SEC."

– Kevin Scarbinsky, AL.com (11.14.15)

"Alabama at Mississippi State last year was the loudest stadium I've ever been in."

– Greg McElroy, ESPN (Summer 2018)

"Anyone with noise sensitivity needs to beware before entering Davis Wade Stadium. Pack earplugs and noise-canceling headphones for small children. Because it's going to be loud."

– Alex Scarborough, ESPN (Summer 2019)



DAVIS WADE STADIUM AT SCOTT FIELD

Capacity: 61,337

Davis Wade Stadium, the home of the Mississippi State football team, enters a new decade and remains one of the loudest and most unique venues in all of college football.

All of the top 20 crowds in stadium history have come since 2014.

Christened after Olympic track and field athlete Don Magruder Scott, one of State's first football superstars, the 105-year-old historic facility (the nation's second-oldest FBS campus football stadium) has undergone seven renovation and expansion projects during its history. The first game at Scott Field came with an MSU win over Marion (Ala.) Military Institute, 54-0, on Oct. 3, 1914.

More than \$100 million in football projects have been initiated in the last decade. Of that figure, \$75 million of it went towards the nationally-praised 2014 expansion.

The latest addition of note was a new, state-of-the-art locker room in the north end zone of Davis Wade Stadium, which was completed in August 2018. The locker room, which housed the Bulldogs for the first time during the 2018 season, features 11,100 square-feet of space and includes custom-built lockers, separate coach and staff locker rooms, an expansive athletic training room, as well as an equipment room.

The players' locker room features high-gloss metal panel ceiling, color-changing LED linear lighting, internally lit ceiling logos and a state-of-the-art sound system. In addition, a new recruiting lounge spanning over 3,000 square feet is adjacent to the locker room. The previous home locker room in the south end zone now serves as the visiting team locker room.

The \$3.6 million project was privately funded through the Bulldog Club. LPK Architects was the project's architect. ICM was the construction manager, and Copeland and Johns served as the general contractor.

Completed in August 2014, the north end zone expansion increased capacity to 61,337, provided additional premium seating, elevators, restrooms and concessions along with a completely new west side concourse. Construction began in August 2012.

MSU opened the 2014 season against Southern Miss in a 49-0 win and 61,889 people were on hand to see the dynamically improved Davis Wade Stadium.

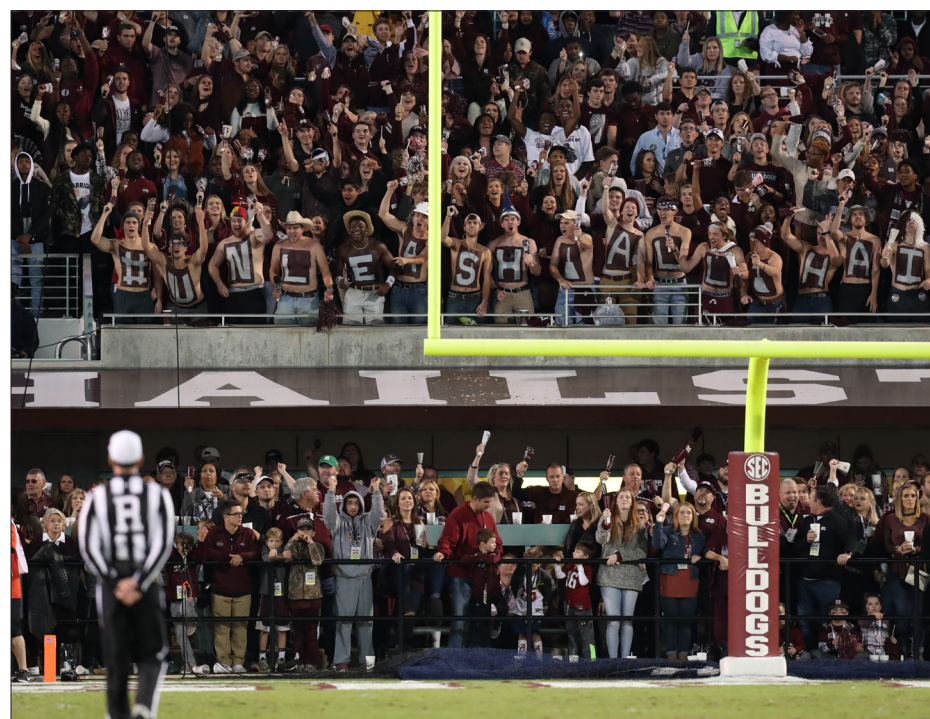
The north end zone addition created a total of 8,815 new seats, which, factored with the loss of the previously existing bleacher seating in the north end zone, resulted in a net 6,255-seat increase. Included in those 8,815 seats were 7,076 grandstand seats, 1,155 Scoreboard Club seats, 236 loge seats, 22 traditional suites, totaling approximately 288 seats, and 60 field-level suite seats. Additionally, standing room availability and ADA-compliant seating were also included in the project.

Also included in the north end zone is a non-seated, field level premium area, The Gridiron Club, which provides club-like amenities to any season ticket holder who buys a membership regardless of that person's stadium seat location. The new area has become a fan favorite as the Bulldogs sing the alma mater and take a victory lap in front of The Gridiron Club.

The north end also features a high-definition video board similar in size to the one on the stadium's south end, which is among the largest in college football.

The west side renovation showcases a rebuilt concourse under the west stands, the addition of four high-capacity elevators, an increase in restroom and concession point of sale facilities and a brick facade that matches the new construction on the north side.

In 2014, fans saw the number of elevators at Davis Wade Stadium more than double (from five to 12), the restroom fixture total nearly double (from 313 to 621), and permanent concession point of sale positions increase by over 40 percent (from 110 to 156).



The new North End Zone and Gridiron Club were part of a \$75 million Davis Wade Stadium expansion completed in 2014 that increased capacity by over 6,000.



Earning a reputation of being one of the nation's toughest places to play, the facility has been host to average attendances in excess of 55,000 the last six seasons. In fact, the last 10 years have seen the largest cumulative totals in the stadium's history.

In 2011, the program watched as each game recorded a then top-15 all-time attendance mark at Davis Wade Stadium, including 57,871 against Alabama (second) and 56,924 vs. LSU (then fourth). The 335,695 total fans to watch a game in Starkville was then the highest ever for a six-game schedule at the venue.

State fans broke the school record for total attendance again in 2013 with 389,868 total fans, including a seven-game record average of 55,695. On Nov. 16, 2013, 57,211 people wrapped in Maroon and White attended the Alabama game, the fourth-largest crowd in school history.

During the memorable 2014 campaign, the first in the new expansion, MSU set attendance records for single-season total attendance (427,892), single-game average attendance (61,127) and single-game attendance (62,945). The 2014 Bulldogs also tied the school record for home wins as their 7-0 mark matched the 1999 team. The seven home victories also helped State to the first 10-win regular season in program history.

MSU broke total attendance (432,490) and single-game average attendance (61,784) for the third straight year in 2015. That year, the Bulldogs eclipsed 50,000 in season ticket sales for the first time in program history. The previous high for season ticket sales was 45,575 in 2014, and prior to that was 43,894 in 2013.

Scott Field's playing surface, which hosted 16-straight home victories from 1998 to 2000, is lush Hybrid Bermuda Grass (Certified Tifway 419), complete with a brand-new underground drainage and irrigation system. The field is encircled by a holly-lined sideline fence and end zone landscaping.

Entering the 2021 season, a total of 10,899,624 Bulldog fans have entered the turnstiles at Davis Wade Stadium since 1970.

For media, the project included a new television compound away from the stadium property. The TV compound is now located west of the stadium, allowing network broadcast trucks to connect to stadium equipment via underground cable runs.

The renovation and expansion was funded by the sale of \$68 million in bonds and \$7 million in private giving. Private contributions for the stadium project were part of the Bulldog Club's "Today. Tomorrow. Forever" Athletics Facilities Initiative, which is completely independent of annual giving and priority seating donations.

Construction and renovation design for the Davis Wade Stadium expansion and renovation was handled by local architect LPK of Meridian, Mississippi, along with national sports consultants 360 Architecture of Kansas City. The design team engineered the north end zone facility to support future expansion of approximately 5,000 seats, including 22 additional suites and an upper deck.

National media have proclaimed the new north end zone expansion makes Davis Wade Stadium arguably the noisiest from start to finish in college football. A sea of maroon and white in The Junction turned out for the first-ever SEC Nation broadcast in Starkville on the SEC Network prior to State's thumping of Texas A&M on Oct. 4, 2014. One week later, ESPN College GameDay made its first appearance in Starkville as No. 3 MSU battled No. 2 Auburn in a matchup of the highest ranked teams in the stadium's history. ESPN personality Lee Corso donned a Bulldog mascot head to a roar from the crowd. Hours later, MSU topped Auburn, 38-23, before a record crowd of 62,945 in the loudest game in school history. The victory ascended the program to its first No. 1 national ranking.

The 2014 renovation and expansion came on the heels of installing \$1.4 million LED ribbon boards in the summer of 2011. The project, funded by the Bulldog Club, is located on the upper deck facades on the east and west sides, and brings fans in-game graphics, scores, stats and other pertinent information to improve the gameday experience.

One of the most talked about features at Davis Wade, however, is one of college football's largest high-definition video boards, located in the south end zone of the stadium. The \$6.1 million true HD board spans the roof of the Leo Seal M-Club Center in the south end zone at Scott Field. The board measures 152 feet wide by 135 feet, 6 inches tall, with a main HD screen 111 feet wide by 47 feet high.

The previous expansion came in the summer of 2000 and raised capacity to 55,082 with the addition of 50 skyboxes and 1,700 club-level seats. The expansion continued into the 2001 season with the addition of 7,000 upper-deck seats. The entire project, completed at a cost in excess of \$30 million, was made possible, in large part, by a financial commitment from the late Floyd Davis Wade Sr., of Meridian, Mississippi, for whom the stadium itself is now named.

Earlier building efforts in 1936 and 1948 brought capacity at Scott Field to 35,000 seats and provided the basic concrete grandstand structure (35 years after the 1948 expansion, the end zone seating structures were removed, lowering the capacity to 32,000 in 1983). But after 25 years, Scott Field was ready for another facelift and an expanded seating potential for the school's growing following.

A \$7.2 million drive in 1986, spearheaded by former MSU athletic director Carl Maddox and an active group of university and community leaders, financed the addition of 9,000 seats to Scott Field's capacity without the use of appropriated state funding. A 5,500-seat upper deck, an additional 1,700 chair back seats that extend from the stadium's original structure, and another 1,000 chair back seats flanking the Bob Hartley Press Box on the second level were added to the west side. Two 1,700-seat sections were added to the east side stands to bring capacity to 40,656.



On Oct. 11, 2014, No. 3 MSU hosted No. 2 Auburn and set a Davis Wade Stadium attendance record of 62,945 as the Bulldogs downed the Tigers, 38-23, with ESPN's College GameDay on hand for the first time.

SCOTT FIELD TIMELINE

1914 – Mississippi A&M's football field moves to its current stadium location and is called the "New Athletic Field."

1920 – Student body adopts a resolution to name the field Scott Field in honor of Don Scott, famed Olympic runner and Bulldog football standout from 1915-16.

1928 – Permanent seating for 3,000 fans is built on the west side of Scott Field at a cost of \$15,000. In addition, portable stands are placed on the east side of the field with a similar capacity.

1936 – Construction begins on concrete stands on the west side with Works Progress Administration labor. The new concrete facility sits 8,000, while bleachers on the east side and in the end zone brings capacity to 20,000.

1948 – Scott Field is enlarged to 35,000 by increasing the west side concrete stands to 15,000 and the construction of 12,000 concrete seats on the east side of the stadium.

1983 – End zone seating structures are removed, reducing capacity to 32,000.

1986 – A \$7.2 million expansion occurs, adding 9,000 seats to Scott Field's west side, including a 5,500-seat upper deck, 1,700 chairback seats extending from the stadium's original structure, and another 1,000 chairbacks flanking the press box. Two 1,700-seat sections are also added to the west side stands, bringing total capacity to 40,656.

1999 – Plans are announced for the largest expansion project in stadium history. A \$30-million effort, backed largely by longtime MSU supporter Davis Wade, adds 10,500 seats and 50 luxury skyboxes, bringing total capacity to approximately 55,000 by the 2002 season. The new stadium, when completed, is renamed Davis Wade Stadium at Scott Field.

2005 – Permanent end zone seating replaces temporary bleacher seating at the north end of the stadium, bringing official capacity to 55,082.

2012 – Construction begins on a \$75-million expansion of the north end zone and the renovation of the west side concourse, bringing official capacity to 61,337 by the start of the 2014 season.

2014 – In a 49-0 win over Southern Miss on Saturday, Aug. 30, MSU celebrates 100 years of Scott Field and officially opens the new north end zone expansion before a record crowd of 61,889. The record would later be broken that season when 62,945 fans packed the stadium for MSU's victory over No. 2 Auburn.

2018 – A new, state-of-the-art locker room in the north end zone expansion is completed before the start of the season.

AGE BEFORE BEAUTY

In 2014, MSU celebrated 100 years of Scott Field in conjunction with the expansion and renovation of Davis Wade Stadium, which was originally built in 1914. Scott Field is the second-oldest on-campus stadium in FBS behind Georgia Tech's Bobby Dodd Stadium.

OLDEST STADIUMS IN COLLEGE FOOTBALL

Stadium	School	Built	Location
1. Franklin Field	Penn	1895	Pennsylvania, Penn.
2. Harvard Stadium	Harvard	1903	Boston, Mass.
3. Bobby Dodd	Georgia Tech	1913	Atlanta, Ga.
4. Yale Bowl	Yale	1913	New Haven, Conn.
5. Davis Wade	Mississippi State	1914	Starkville, Miss.

While it may be one of the oldest in college football, it is in no way outdated. The \$75-million renovation and expansion that was completed in 2014 makes it the only stadium among the top five oldest in FBS to be expanded since 2005.

BY THE NUMBERS

269

Total MSU victories at Scott Field

20

The school record for consecutive home victories, set from Sept. 23, 1939 - Nov. 22, 1946

31-15

Home record since DWS expansion opened in 2014

10,899,624


Fans who have attended games at DWS since 1970



1923



1946



1955



1986



2008



2014



TOP 20 HOME CROWDS

Date	Opponent	Res.	Score	Att.
1. 10-11-2014	Auburn	W	38-23	62,945
2. 9-12-2015	LSU		19-21 L	62,531
3. 11-14-2015	Alabama		6-31 L	62,435
4. 11-1-2014	Arkansas	W	17-10	62,307
5. 11-28-2015	Ole Miss		27-38 L	62,265
6. 9-29-2018	Florida		6-13 L	61,406
7. 8-30-2014	Southern Miss	W	49-0	61,889
8. 10-17-2015	Louisiana Tech	W	45-20	61,651
9. 9-19-2015	Northwestern State	W	62-13	61,574
10. 11-8-2014	UT Martin	W	45-16	61,421
11. 11-11-2017	Alabama		24-31 L	61,344
12. 10-24-2015	Kentucky	W	42-16	61,168
13. 10-4-2014	Texas A&M	W	48-31	61,113
14. 10-10-2015	Troy	W	45-17	60,866
15. 10-6-2018	Auburn	W	23-9	61,406
16. 9-16-2017	LSU	W	37-7	60,596
17. 11-22-2014	Vanderbilt	W	51-0	60,493
18. 10-8-2016	Auburn		14-38 L	60,102
19. 11-23-2017	Ole Miss		28-31 L	59,345
20. 10-19-2019	LSU		13-36 L	59,282

YEARLY HOME ATTENDANCE

Year	Gms	Att.	Avg.	Record
2020	5	64,328	12,866	2-3
2019	7	393,277	56,182	4-3
2018	7	406,401	58,057	6-1^
2017	7	406,703	58,100	5-2
2016	6	349,904	58,317	3-3
2015	7	432,490*	61,784*	4-3
2014	7	427,892	61,127	7-0*
2013	7	389,868	55,695	5-2
2012	7	389,396	55,628	6-1
2011	6	335,695	55,949	3-3
2010	7	384,995	54,999	5-2
2009	7	376,544	53,792	2-5
2008	6	260,716	43,453	4-2
2007	6	295,775	49,296	4-2
2006	7	290,688	41,527	1-6
2005	6	286,127	47,688	2-4
2004	6	306,545	43,792	3-4
2003	6	286,000	47,667	2-4
2002	6	289,748	48,291	2-4
2001	7	296,456	42,351	3-4
2000	5	214,790	42,958	4-1
1999	7	264,749	37,821	7-0*
1998	5	186,925	37,385	5-0
1997	7	234,259	33,466	5-2
1996	6	207,360	34,560	2-4
1995	6	201,507	33,584	2-4
1994	6	219,088	36,515	4-2
1993	6	206,721	34,454	2-3-1
1992	5	197,099	39,420	4-1
1991	6	212,519	35,420	5-1
1990	5	172,827	34,565	2-3
1989	4	119,080	29,770	4-0
1988	4	135,218	33,805	1-3
1987	5	141,011	28,202	3-2
1986	4	157,565	39,391	2-2
1985	5	145,974	29,195	4-1
1984	4	119,913	29,978	2-2
1983	4	116,845	29,211	1-3
1982	4	127,665	31,916	2-2
1981	2	65,270	32,635	2-0
1980	2	68,924	34,462	1-1
1979	2	61,000	30,500	1-1
1978	2	69,100	34,550	1-1
1977	2	67,000	33,500	1-1^
1976	3	89,000	29,667	3-0^
1975	2	60,000	30,000	2-0^
1974	2	66,000	33,000	2-0
1973	3	83,667	27,889	1-0-2
1972	3	76,000	25,333	3-0
1971	3	82,000	27,333	1-2
1970	2	61,000	30,500	1-1
TOTAL	249	10,899,624	43,774	153-111-3

* — denotes school record

^ — includes games forfeited or vacated by the NCAA

SEASON ATTENDANCE RECORDS

No. of Games	Attendance	Year	Avg.
2	69,100	1978	34,550
3	89,000	1976	29,667
4	157,565	1986	39,391
5	214,790	2000	42,958
6	349,904	2016	58,317
7	432,490	2015	61,784

SCOTT FIELD RECORD

269-154-13 (.632)

(includes five games forfeited by the NCAA from 1975-77 and six wins vacated in 2018)

SCOTT FIELD YEARLY ATTENDANCE (RANKED BY TOTAL ATTENDANCE)

No.	Year	Avg.	Games	Total
1.	2015	61,784	7	432,490
2.	2014	61,127	7	427,892
3.	2017	58,100	7	406,703
4.	2018	58,057	7	406,401
5.	2019	56,182	7	393,277
6.	2013	55,695	7	389,868
7.	2012	55,628	7	389,396
8.	2010	54,999	7	384,995
9.	2009	53,792	7	376,544
10.	2016	58,317	6	349,904

SCOTT FIELD YEARLY ATTENDANCE (RANKED BY AVERAGE ATTENDANCE)

No.	Year	Total	Games	Avg.
1.	2015	432,490	7	61,784
2.	2014	427,892	7	61,127
3.	2016	349,904	6	58,317
4.	2017	406,703	7	58,100
5.	2018	406,401	7	58,057
6.	2019	393,277	7	56,182
7.	2011	335,695	6	55,949
8.	2013	389,868	7	55,695
9.	2012	389,396	7	55,628
10.	2010	384,995	7	54,999

LARGEST ATTENDED MSU GAMES

No.	Date	Opponent	Score	Att.
1.	10-3-2015	at Texas A&M	L, 30-17	104,455
2.	11-15-2003	at Tennessee	L, 21-59	104,223
3.	9-20-2014	at LSU	W, 34-29	102,321
4.	10-26-2019	at Texas A&M	L, 30-49	102,025
5.	11-10-2018	at Alabama	L, 0-24	101,821
	11-5-2016	at Alabama	L, 3-51	101,821
	11-15-2014	at Alabama	L, 20-25	101,821
	10-27-2012	at Alabama	L, 7-38	101,821
	11-13-2010	at Alabama	L, 10-30	101,821

BEST RECORDS AT SCOTT FIELD

No.	Year	Record
1.	2014	7-0
	1999	7-0
3.	1998	5-0
	1910	5-0
5.	6 times	4-0

MOST WINS AT SCOTT FIELD

No.	Year	Wins (Record)
1.	2014	7 (7-0)
	1999	7 (7-0)
3.	2018	6 (6-1)
	2012	6 (6-1)
5.	1998	5 (5-0)
	1910	5 (5-0)
	1991	5 (5-1)
	2017	5 (5-2)
	2013	5 (5-2)
	2010	5 (5-2)
	1997	5 (5-2)

WINNING STREAKS AT SCOTT FIELD

No.	Wins	Span	Ended Against
1.	20	9/23/1939 - 11/22/1947	Ole Miss (L, 14-33)
2.	17	10/2/1907 - 11/3/1911	Tulane (L, 4-5)
3.	16	9/5/1998 - 11/10/2000	Arkansas (L, 10-17 [OT])
4.	12	10/26/1934 - 11/12/1937	Duquesne (L, 0-9)
5.	10	11/28/1918 - 10/8/1921	LSU (L, 14-17)

TOTAL ATTENDANCE RANKS

11-GAME SCHEDULE

619,230	2001
585,448	2005
569,457	1989
568,396	1983
563,695	2004
539,606	1995
533,048	1994
531,908	1987
524,459	1993
512,333	1985
512,018	1979

12-GAME SCHEDULE

689,449	2002
672,660	2008
661,294	2006
659,379	1991
655,930	2003
641,122	2009
627,658	2000
594,887	1999
592,594	1992
574,504	1981
533,048	1994

13-GAME SCHEDULE

828,888	2010
816,462	2018
816,041	2017
797,012	2014
791,851	2015
747,093	2011
743,345	2016
742,911	2019
738,358	2013
723,564	2012

MISSISSIPPI VETERANS MEMORIAL STADIUM

TOP MSU CROWDS

No.	Date	Opponent	Score	Att.
1.	11-7-1981	Southern Miss	L, 6-7	64,112
2.	11-22-1980	Ole Miss	W, 19-14	62,520
3.	10-30-1982	Alabama	L, 12-20	62,110
4.	11-20-1982	Ole Miss	W, 27-10	61,286
5.	11-21-1981	Ole Miss	L, 17-21	61,153
6.	11-19-1983	Ole Miss	L, 23-24	59,758
7.	10-8-1983	Southern Miss	L, 6-31	58,311
8.	11-24-1990	Ole Miss	L, 9-21	56,652
9.	9-21-1985	Southern Miss	W, 23-20	54,300
10.	10-9-1982	Southern Miss	L, 14-20	54,236

BEST ROAD WIN-LOSS RECORDS

Year	Record
1. 1940	5-0
2. 1986	4-0

MOST ROAD WINS

	Year	Wins (Record)
1.	1940	5 (5-0)
	1935	5 (5-3)
3.	1986	4 (4-0)
	2015	4 (4-1)
	1994	4 (4-1)
	1980	4 (4-1)
	1953	4 (4-1-1)
	1941	4 (4-1-1)
9.	12 times (Last: 2017)	3 (3-2)



2021 SEC FOOTBALL SCHEDULE

(As of May 14 - Tentative and Subject to Change)



Date Team	Sept. 4	Sept. 11	Sept. 18	Sept. 25	Oct. 2	Oct. 9	Oct. 16	Oct. 23	Oct. 30	Nov. 6	Nov. 13	Nov. 20	Nov. 27
ALABAMA	MIAMI Atlanta	MERCER Tuscaloosa	FLORIDA Gainesville	SOUTHERN MISS Tuscaloosa	OLE MISS Tuscaloosa	TEXAS A&M College Station	MISSISSIPPI STATE Starkville	TENNESSEE Tuscaloosa		LSU Tuscaloosa	NEW MEXICO STATE Tuscaloosa	ARKANSAS Tuscaloosa	AUBURN Auburn
ARKANSAS	RICE Fayetteville	TEXAS Fayetteville	GEORGIA SOUTHERN Fayetteville	TEXAS A&M Arlington	GEORGIA Athens	OLE MISS Oxford	AUBURN Fayetteville	PINE BLUFF Little Rock		MISSISSIPPI STATE Fayetteville	LSU Baton Rouge	ALABAMA Tuscaloosa	MISSOURI Fayetteville (Nov. 26)
AUBURN	AKRON Auburn	ALABAMA STATE Auburn	PENN STATE University Park	GEORGIA STATE Auburn	LSU Baton Rouge	GEORGIA Auburn	ARKANSAS Fayetteville		OLE MISS Auburn	TEXAS A&M College Station	MISSISSIPPI STATE Auburn	SOUTH CAROLINA Columbia	ALABAMA Auburn
FLORIDA	FLORIDA ATLANTIC Gainesville	SOUTH FLORIDA Tampa	ALABAMA Gainesville	TENNESSEE Gainesville	KENTUCKY Lexington	VANDERBILT Gainesville	LSU Baton Rouge		GEORGIA Jacksonville	SOUTH CAROLINA Columbia	SAMFORD Gainesville	MISSOURI Columbia	FLORIDA STATE Gainesville
GEORGIA	CLEMSON Charlotte	UAB Athens	SOUTH CAROLINA Athens	VANDERBILT Nashville	ARKANSAS Athens	AUBURN Auburn	KENTUCKY Athens		FLORIDA Jacksonville	MISSOURI Athens	TENNESSEE Knoxville	CHARLESTON SOUTHERN Athens	GEORGIA TECH Atlanta
KENTUCKY	LOUISIANA- MONROE Lexington	MISSOURI Lexington	CHATTANOOGA Lexington	SOUTH CAROLINA Columbia	FLORIDA Lexington	LSU Lexington	GEORGIA Athens		MISSISSIPPI STATE Starkville	TENNESSEE Lexington	VANDERBILT Nashville	NEW MEXICO STATE Lexington	LOUISVILLE Louisville
LSU	UCLA Pasadena	MCNEESE STATE Baton Rouge	CENTRAL MICHIGAN Baton Rouge	MISSISSIPPI STATE Starkville	AUBURN Baton Rouge	KENTUCKY Lexington	FLORIDA Baton Rouge	OLE MISS Oxford		ALABAMA Tuscaloosa	ARKANSAS Baton Rouge	LOUISIANA- MONROE Baton Rouge	TEXAS A&M Baton Rouge
OLE MISS	LOUISVILLE Atlanta (Sept. 6)	AUSTIN PEAY Oxford	TULANE Oxford		ALABAMA Tuscaloosa	ARKANSAS Oxford	TENNESSEE Knoxville	LSU Oxford		LIBERTY Oxford	TEXAS A&M Oxford	VANDERBILT Oxford	MISSISSIPPI STATE Starkville (Nov. 25)
MISSISSIPPI STATE	LOUISIANA TECH Starkville	NC STATE Starkville	MEMPHIS Memphis	LSU Starkville	TEXAS A&M College Station		ALABAMA Starkville	VANDERBILT Nashville	KENTUCKY Starkville	ARKANSAS Fayetteville	AUBURN Auburn	TENNESSEE STATE Starkville	OLE MISS Starkville (Nov. 25)
MISSOURI	CENTRAL MICHIGAN Columbia	KENTUCKY Lexington	SOUTHEAST MISSOURI Columbia	BOSTON COLLEGE Chestnut Hill	TENNESSEE Columbia	NORTH TEXAS Columbia	TEXAS A&M Columbia		VANDERBILT Nashville	GEORGIA Athens	SOUTH CAROLINA Columbia, Mo.	FLORIDA Columbia	ARKANSAS Fayetteville (Nov. 26)
SOUTH CAROLINA	EASTERN ILLINOIS Columbia	EAST CAROLINA Greenville	GEORGIA Athens	KENTUCKY Columbia	TROY Columbia	TENNESSEE Knoxville	VANDERBILT Columbia	TEXAS A&M College Station		FLORIDA Columbia	MISSOURI Columbia, Mo.	AUBURN Columbia	CLEMSON Columbia
TENNESSEE	BOWLING GREEN Knoxville (Sept. 2)	PITT Knoxville	TENNESSEE TECH Knoxville	FLORIDA Gainesville	MISSOURI Columbia	SOUTH CAROLINA Knoxville	OLE MISS Knoxville	ALABAMA Tuscaloosa		KENTUCKY Lexington	GEORGIA Knoxville	SOUTH ALABAMA Knoxville	VANDERBILT Knoxville
TEXAS A&M	KENT STATE College Station	COLORADO Denver	NEW MEXICO College Station	ARKANSAS Arlington	MISSISSIPPI STATE College Station	ALABAMA College Station	MISSOURI Columbia	SOUTH CAROLINA College Station		AUBURN College Station	OLE MISS Oxford	PRAIRIE VIEW College Station	LSU Baton Rouge
VANDERBILT	EAST TENNESSEE Nashville	COLORADO STATE Colorado Springs	STANFORD Nashville	GEORGIA Nashville	UCONN Nashville	FLORIDA Gainesville	SOUTH CAROLINA Columbia	MISSISSIPPI STATE Nashville	MISSOURI Nashville		KENTUCKY Nashville	OLE MISS Oxford	TENNESSEE Knoxville

2021 SEC CHAMPIONSHIP GAME • DECEMBER 4 • MERCEDES-BENZ STADIUM • ATLANTA, GA