

## ALL-TIME BOWL APPEARANCES

## Mississippi State Bowl Record: 15-11 (26 games)

Date	Bowl	Opponent	Location	Venue	Attendance	Result
01/01/1937	Orange	Duquesne	Miami, Fla.	Orange Bowl	9,210	L, 12-13
01/01/1941	Orange	Georgetown	Miami, Fla.	Orange Bowl	29,554	W, 14-7
12/21/1963	Liberty	NC State	Philadelphia, Pa.	Philadelphia Stadium	8,309	W, 16-12
12/28/1974	Sun	North Carolina	El Paso, Texas	Sun Bowl	26,035	W, 26-24
12/27/1980	Sun	Nebraska	El Paso, Texas	Sun Bowl	34,723	L, 17-31
12/31/1981	Hall of Fame	Kansas	Birmingham, Ala.	Legion Field	41,672	W, 10-0
12/29/1991	Liberty	Air Force	Memphis, Tenn.	Liberty Bowl	61,497	L, 15-38
01/01/1993	Peach	North Carolina	Atlanta, Ga.	The Georgia Dome	69,125	L, 17-21
01/02/1995	Peach	NC State	Atlanta, Ga.	The Georgia Dome	64,902	L, 24-28
01/01/1999	Cotton	Texas	Dallas, Texas	Cotton Bowl	72,611	L, 11-38
12/30/1999	Peach	Clemson	Atlanta, Ga.	The Georgia Dome	73,315	W, 17-7
12/31/2000	Independence	Texas A&M	Shreveport, La.	Independence Stadium	36,974	W, 43-41 [OT]
12/29/2007	Liberty	UCF	Memphis, Tenn.	Liberty Bowl	63,816	W, 10-3
01/01/2011	Gator	Michigan	Jacksonville, Fla.	EverBank Field	68,352	W, 52-14
12/30/2011	Music City	Wake Forest	Nashville, Tenn.	LP Field	55,208	W, 23-17
01/01/2013	Gator	Northwestern	Jacksonville, Fla.	EverBank Field	48,612	L, 20-34
12/31/2013	Liberty	Rice	Memphis, Tenn.	Liberty Bowl	57,846	W, 44-7
12/31/2014	Orange	Georgia Tech	Miami Gardens, Fla.	Sun Life Stadium	58,211	L, 34-49
12/30/2015	Belk	NC State	Charlotte, N.C.	Bank of America Stadium	46,423	W, 51-28
12/26/2016	St. Petersburg	Miami (Ohio)	St. Petersburg, Fla.	Tropicana Field	15,717	W, 17-16
12/30/2017	TaxSlayer	Louisville	Jacksonville, Fla.	EverBank Field	41,310	W, 31-27
01/01/2019	Outback	Iowa	Tampa, Fla.	Raymond James Stadium	40,518	L, 22-27
12/30/2019	Music City	Louisville	Nashville, Tenn.	Nissan Stadium	46,850	L, 28-38
12/31/2020	Armed Forces	Tulsa	Fort Worth, Texas	Amon G. Carter Stadium	9,000	W, 28-26
12/28/2021	Liberty	Texas Tech	Memphis, Tenn.	Liberty Bowl	48,615	L, 7-34
01/02/2023	ReliaQuest	Illinois	Tampa, Fla.	Raymond James Stadium	35,797	W, 19-10

## MISSISSIPPI STATE COACHES IN BOWL GAMES

Date	Bowl	Opponent	MSU Head Coach	Opposing Head Coach
01/01/1937	Orange	Duquesne	Ralph Sasse	John Smith
01/01/1941	Orange	Georgetown	Allyn McKeen	Jack Hagerty
12/21/1963	Liberty	North Carolina State	Paul Davis	Earle Edwards
12/28/1974	Sun	North Carolina	Bob Tyler	Bill Dooley
12/27/1980	Sun	Nebraska	Emory Bellard	Tom Osborne
12/31/1981	Hall of Fame	Kansas	Emory Bellard	Don Fambrough
12/29/1991	Liberty	Air Force	Jackie Sherrill	Fisher DeBerry
01/01/1993	Peach	North Carolina	Jackie Sherrill	Mac Brown
01/02/1995	Peach	North Carolina State	Jackie Sherrill	Mike O'Cain
01/01/1999	Cotton	Texas	Jackie Sherrill	Mac Brown
12/30/1999	Peach	Clemson	Jackie Sherrill	Tommy Bowden
12/31/2000	Independence	Texas A&M	Jackie Sherrill	R.C. Slocum
12/29/2007	Liberty	UCF	Sylvester Croom	George O'Leary
01/01/2011	Gator	Michigan	Dan Mullen	Rich Rodriguez
12/30/2011	Music City	Wake Forest	Dan Mullen	Jim Grobe
01/01/2013	Gator	Northwestern	Dan Mullen	Pat Fitzgerald
12/31/2013	Liberty	Rice	Dan Mullen	David Bailiff
12/31/2014	Orange	Georgia Tech	Dan Mullen	Paul Johnson
12/30/2015	Belk	NC State	Dan Mullen	Dave Doeren
12/26/2016	St. Petersburg	Miami (Ohio)	Dan Mullen	Chuck Martin
12/30/2017	TaxSlayer	Louisville	Greg Knox (interim)	Bobby Petrino
01/01/2019	Outback	Iowa	Joe Moorhead	Kirk Ferentz
12/30/2019	Music City	Louisville	Joe Moorhead	Scott Satterfield
12/31/2020	Armed Forces	Tulsa	Mike Leach	Philip Montgomery
12/28/2021	Liberty	Texas Tech	Mike Leach	Sonny Cumbie (interim)
01/02/2023	ReliaQuest	Illinois	Zach Arnett	Bret Bielema

## BOWL GAME WINNING PCT. BY MSU COACHES

Coach	Record	Pct.
Zach Arnett	1-0	1.000
Sylvester Croom	1-0	1.000
Paul Davis	1-0	1.000
Greg Knox (interim)	1-0	1.000
Allyn McKeen	1-0	1.000
Bob Tyler	1-0	1.000
Dan Mullen	5-2	.714
Emory Bellard	1-1	.500
Mike Leach	1-1	.500
Jackie Sherrill	2-4	.333
Ralph Sasse	0-1	.000
Joe Moorhead	0-2	.000

## MOST BOWL WINS BY MSU COACHES

Coach	Record	Pct.
Dan Mullen	5-2	.714
Jackie Sherrill	2-4	.333
Zach Arnett	1-0	1.000
Sylvester Croom	1-0	1.000
Paul Davis	1-0	1.000
Greg Knox (interim)	1-0	1.000
Allyn McKeen	1-0	1.000
Bob Tyler	1-0	1.000
Emory Bellard	1-1	.500
Mike Leach	1-1	.500

## BOWL GAME MVP AWARDS

## 1963 Liberty Bowl

Ode Burrell, HB

## 1974 Sun Bowl

Terry Vitrano, FB

Jimmy Webb, DT (Outstanding Lineman)

## 1981 Hall of Fame Bowl

John Bond, QB

John Bond, QB (MSU Offense)

Johnnie Cooks, LB (MSU Defense)

## 1991 MSU Liberty Bowl

Kenny Roberts, RB (MSU Offense)

Keo Coleman, LB (MSU Defense)

## 1993 Peach Bowl

Greg Plump, QB (MSU Offense)

Marc Woodard, LB (MSU Defense)

## 1995 Peach Bowl

Tim Rogers, PK (MSU Offense)

Larry Williams, DL (MSU Defense)

## 1999 Peach Bowl

Wayne Madkin, QB (Offensive)

## 2000 Independence Bowl

Willie Blade, DT (Defensive)

## 2007 Liberty Bowl

Derek Pegues, DB

## 2011 GATOR BOWL

Chris Relf, QB

## 2011 MUSIC CITY BOWL

Vick Ballard, RB

## 2013 Liberty Bowl

Dak Prescott, QB

Jameon Lewis, WR (MSU Offense)

Preston Smith, DE (MSU Defense)

## 2015 BELK Bowl

Dak Prescott, QB

## 2016 ST. PETERSBURG BOWL

Nick Fitzgerald, QB

## 2017 TAXSLAYER BOWL

Mark McLaurin, S

## 2020 ARMED FORCES BOWL

Lideatrick Griffin, WR

## 2021 Liberty Bowl

Will Rogers, QB (MSU Offense)

Fred Peters, S (MSU Defense)

## 2023 ReliaQuest Bowl

Justin Robinson, WR

## TEAM RECORDS

### PASSING

#### MOST COMPLETIONS

<b>MSU</b>	33 vs. Georgia Tech (2014 Orange)
	32 vs. Texas Tech (2021 Liberty)
<b>Opponent</b>	27 by Michigan (2011 Gator)
	26 by Tulsa (2020 Armed Forces)
	26 by Wake Forest (2011 Music City)

#### FEWEST COMPLETIONS

<b>MSU</b>	3 vs. North Carolina (1974 Sun)
	3 vs. NC State (1963 Liberty)
<b>Opponent</b>	1 by Air Force (1991 Liberty)
	5 by North Carolina (1993 Peach)
	5 by NC State (1963 Liberty)
	5 by Duquesne (1937 Orange)

#### MOST ATTEMPTS

<b>MSU</b>	53 vs. Texas Tech (2021 Liberty)
	45 vs. Illinois (2023 ReliaQuest)
	45 vs. North Carolina (1993 Peach)
<b>Opponent</b>	56 by Clemson (1999 Peach)
	48 by Wake Forest (2011 Music City)

#### FEWEST ATTEMPTS

<b>MSU</b>	6 vs. NC State (1963 Liberty)
	8 vs. North Carolina (1974 Sun)
<b>Opponent</b>	2 by Air Force (1991 Liberty)
	11 by Texas A&M (2000 Independence)

#### MOST YARDS

<b>MSU</b>	453 vs. Georgia Tech (2014 Orange)
	380 vs. NC State (2015 Belk)
<b>Opponent</b>	347 by Tulsa (2020 Armed Forces)
	312 by Louisville (2019 Music City)

#### FEWEST YARDS

<b>MSU</b>	28 vs. NC State (1963 Liberty)
	44 vs. North Carolina (1974 Sun)
<b>Opponent</b>	10 by Air Force (1991 Liberty)
	58 by NC State (1963 Liberty)

#### MOST INTERCEPTIONS THROWN

<b>MSU</b>	4 vs. Northwestern (2013 Gator)
	2 vs. Illinois (2023 ReliaQuest)
	2 vs. Iowa (2019 Outback)
	2 vs. Wake Forest (2011 Music City)
	2 vs. North Carolina (1993 Peach)
	2 vs. Nebraska (1980 Sun)
<b>Opponent</b>	5 by Clemson (1999 Peach)
	4 by Louisville (2017 TaxSlayer)
	4 by Duquesne (1937 Orange)

### RUSHING

#### MOST ATTEMPTS

<b>MSU</b>	68 vs. North Carolina (1974 Sun)
	58 vs. Michigan (2011 Gator)
<b>Opponent</b>	69 by Air Force (1991 Liberty)
	61 by Georgia Tech (2014 Orange)

#### FEWEST ATTEMPTS

<b>MSU</b>	20 vs. Texas Tech (2021 Liberty)
	22 vs. Illinois (2023 ReliaQuest)
<b>Opponent</b>	20 by Iowa (2019 Outback Bowl)
	25 by Michigan (2011 Gator)

#### MOST YARDS

<b>MSU</b>	455 vs. North Carolina (1974 Sun)
	277 vs. Louisville (2017 TaxSlayer)
<b>Opponent</b>	452 by Georgia Tech (2014 Orange)
	318 by Air Force (1991 Liberty)

#### FEWEST YARDS

<b>MSU</b>	54 vs. Texas Tech (2021 Liberty)
	87 vs. Texas (1999 Cotton)
<b>Opponent</b>	-15 by Iowa (2019 Outback)
	35 by Illinois (2023 ReliaQuest)
	35 by Kansas (1981 Hall of Fame)

### SCORING

#### MOST POINTS SCORED

<b>MSU</b>	52 vs. Michigan (2011 Gator)
	51 vs. NC State (2015 Belk)
<b>Opponent</b>	49 by Georgia Tech (2014 Orange)
	41 by Texas A&M (2000 Independence)

#### LARGEST MARGIN OF VICTORY

<b>MSU</b>	38 pts (52-14) vs. Michigan (2011 Gator)
	37 pts (44-7) vs. Rice (2013 Liberty)
<b>Opponent</b>	27 pts (34-7) by Texas Tech (2021 Liberty)
	27 pts (38-11) by Texas (1999 Cotton)
	23 pts (38-15) by Air Force (1991 Liberty)

#### MOST FIELD GOALS ATTEMPTED

<b>MSU</b>	6 vs. NC State (1995 Peach)
<b>Opponent</b>	3 by Louisville (2017 TaxSlayer)
	3 by UCF (2007 Liberty)

#### MOST FIELD GOALS MADE

<b>MSU</b>	5 vs. NC State (1995 Peach)
<b>Opponent</b>	2 by Tulsa (2020 Armed Forces)
	2 by Iowa (2019 Outback)
	2 by Louisville (2017 TaxSlayer)
	2 by Northwestern (2013 Gator)
	2 by NC State (1995 Peach)

### TOTAL OFFENSE

#### MOST YARDS

<b>MSU</b>	605 vs. Georgia Tech (2014 Orange)
	569 vs. NC State (2015 Belk)
<b>Opponent</b>	577 by Georgia Tech (2014 Orange)
	512 by Texas Tech (2021 Liberty)

#### FEWEST YARDS

<b>MSU</b>	158 vs. Georgetown (1941 Orange)
	195 vs. Nebraska (1980 Sun)
<b>Opponent</b>	145 by Rice (2013 Liberty)
	199 by Iowa (2019 Outback)

#### MOST PLAYS

<b>MSU</b>	86 vs. North Carolina (1993 Peach)
	84 vs. Georgia Tech (2014 Orange)
<b>Opponent</b>	90 by Clemson (1999 Peach)
	86 by Tulsa (2020 Armed Forces)
	86 by Wake Forest (2011 Music City)

#### FEWEST PLAYS

<b>MSU</b>	56 vs. NC State (1963 Liberty)
	59 vs. Wake Forest (2011 Music City)
	59 vs. Texas A&M (2000 Independence)
<b>Opponent</b>	48 by Rice (2013 Liberty)
	51 by Iowa (2019 Outback)

### PUNTING

#### MOST PUNTS

<b>MSU</b>	11 vs. UCF (2007 Liberty)
	11 vs. Georgetown (1941 Orange)
<b>Opponent</b>	9 by Kansas (1981 Hall of Fame)
	9 by Duquesne (1937 Orange)

#### HIGHEST PUNTING AVERAGE

<b>MSU</b>	53.0 vs. NC State (1995 Peach)
<b>Opponent</b>	48.0 by NC State (1995 Peach)

### RETURNS

#### MOST PUNT RETURNS

<b>MSU</b>	5 vs. Wake Forest (2011 Music City)
	5 vs. Texas A&M (2000 Independence)
<b>Opponent</b>	8 by Wake Forest (2011 Music City)

#### MOST PUNT RETURN YARDS

<b>MSU</b>	101 vs. NC State (1995 Peach)
<b>Opponent</b>	54 by UCF (2007 Liberty)

#### MOST KICKOFF RETURNS

<b>MSU</b>	6 vs. Louisville (2017 TaxSlayer)
	5 vs. Northwestern (2013 Gator)
	5 vs. Texas A&M (2000 Independence)
	5 vs. Texas (1999 Cotton)
	5 vs. North Carolina (1974 Sun)
<b>Opponent</b>	8 by Michigan (2011 Gator)

#### MOST KICKOFF RETURN YARDS

<b>MSU</b>	141 vs. Louisville (2017 TaxSlayer)
	138 vs. Tulsa (2020 Armed Forces)
<b>Opponent</b>	191 by Michigan (2011 Gator)

### MISCELLANEOUS TEAM RECORDS

#### MOST FIRST DOWNS

<b>MSU</b>	33 vs. Georgia Tech (2014 Orange)
	27 vs. Rice (2013 Liberty)
<b>Opponent</b>	27 by Tulsa (2020 Armed Forces)
	27 by Texas (1999 Cotton)
	26 by Georgia Tech (2014 Orange)

#### FEWEST FIRST DOWNS

<b>MSU</b>	8 vs. Georgetown (1941 Orange)
	12 vs. Kansas (1981 Hall of Fame)
	12 vs. Duquesne (1937 Orange)
<b>Opponent</b>	7 by Rice (2013 Liberty)
	11 by Iowa (2019 Outback)

#### MOST PENALTIES

<b>MSU</b>	21 vs. Clemson (1999 Peach)
	11 vs. Tulsa (2020 Armed Forces)
	11 vs. Louisville (2017 TaxSlayer)
	11 vs. NC State (1963 Liberty)
<b>Opponent</b>	8 by Clemson (1999 Peach)
	7 by Tulsa (2020 Armed Forces)
	7 by Kansas (1981 Hall of Fame)

#### MOST PENALTY YARDS

<b>MSU</b>	188 vs. Clemson (1999 Peach)
	122 vs. NC State (1963 Liberty)
<b>Opponent</b>	90 by Georgetown (1941 Orange)
	82 by Clemson (1999 Peach)
	82 by Kansas (1981 Hall of Fame)

#### FEWEST PENALTIES

<b>MSU</b>	1 vs. Duquesne (1937 Orange)
	2 vs. Louisville (2019 Music City)
	2 vs. Rice (2013 Liberty)
	2 vs. Miami (Ohio) (2016 St. Petersburg)
<b>Opponent</b>	0 by Iowa (2019 Outback)
	1 by Duquesne (1937 Orange)

#### FEWEST PENALTY YARDS

<b>MSU</b>	5 vs. Duquesne (1937 Orange)
	20 vs. Louisville (2019 Music City)
<b>Opponent</b>	0 by Iowa (2019 Outback)
	5 by Duquesne (1937 Orange)

#### MOST FUMBLES

<b>MSU</b>	5 vs. Kansas (1981 Hall of Fame)
	5 vs. Nebraska (1980 Sun)
<b>Opponent</b>	3 by North Carolina (1974 Sun)
	2 by four teams

#### MOST FUMBLES LOST

<b>MSU</b>	4 vs. Nebraska (1980 Sun)
	2 vs. Texas Tech (2021 Liberty)
	2 vs. Louisville (2019 Music City)
	2 vs. Louisville (2017 TaxSlayer)
	2 vs. Wake Forest (2011 Music City)
	2 vs. Air Force (1991 Liberty)
<b>Opponent</b>	2 by NC State (1963 Liberty)
	1 by 11 teams

## INDIVIDUAL RECORDS

### PASSING

#### MOST COMPLETIONS

No.	Player	Opponent	Bowl
1. 33	Dak Prescott	Georgia Tech	2014 Orange
2. 32	Will Rogers	Texas Tech	2021 Liberty
3. 29	Will Rogers	Illinois	2023 ReliaQuest
4. 25	Dak Prescott	NC State	2015 Belk
5. 24	Greg Plump	North Carolina	1993 Peach
6. 19	Will Rogers	Tulsa	2020 Armed Forces
7. 18	Chris Relf	Michigan	2011 Gator
8. 17	Tommy Stevens	Louisville	2019 Music City
17	Dak Prescott	Rice	2013 Liberty
17	Wayne Madkin	Clemson	1999 Peach

#### MOST ATTEMPTS

No.	Player	Opponent	Bowl
1. 53	Will Rogers	Texas Tech	2021 Liberty
2. 51	Dak Prescott	Georgia Tech	2014 Orange
3. 44	Will Rogers	Illinois	2023 ReliaQuest
4. 42	Dak Prescott	NC State	2015 Belk
5. 40	Greg Plump	North Carolina	1993 Peach
6. 38	Wayne Madkin	Clemson	1999 Peach
7. 32	Nick Fitzgerald	Iowa	2019 Outback
8. 30	Will Rogers	Tulsa	2020 Armed Forces
9. 28	Dak Prescott	Rice	2013 Liberty
28	Tyler Russell	Northwestern	2013 Gator
28	Derrick Taite	NC State	1995 Peach

#### MOST YARDS

No.	Player	Opponent	Bowl
1. 453	Dak Prescott	Georgia Tech	2014 Orange
2. 380	Dak Prescott	NC State	2015 Belk
3. 290	Will Rogers	Texas Tech	2021 Liberty
4. 287	Greg Plump	North Carolina	1993 Peach
5. 283	Dak Prescott	Rice	2013 Liberty
6. 281	Chris Relf	Michigan	2011 Gator
7. 261	Will Rogers	Illinois	2023 ReliaQuest
8. 221	Tommy Stevens	Louisville	2019 Music City
9. 176	Wayne Madkin	Clemson	1999 Peach
10. 156	Matt Wyatt	Texas	1999 Cotton

#### MOST TOUCHDOWN PASSES

No.	Player	Opponent	Bowl
1. 4	Dak Prescott	NC State	2015 Belk
2. 3	Dak Prescott	Georgia Tech	2014 Orange
3	Dak Prescott	Rice	2013 Liberty
3	Chris Relf	Michigan	2011 Gator
5. 2	Tommy Stevens	Louisville	2019 Music City
2	Tyler Russell	Northwestern	2013 Gator
2	Wayne Madkin	Texas A&M	2000 Independence

#### MOST INTERCEPTIONS THROWN

No.	Player	Opponent	Bowl
1. 4	Tyler Russell	Northwestern	2013 Gator
2. 2	Will Rogers	Illinois	2023 ReliaQuest
2	Nick Fitzgerald	Iowa	2019 Outback
2	Chris Relf	Wake Forest	2011 Music City
2	Greg Plump	North Carolina	1993 Peach
2	John Bond	Nebraska	1980 Sun

### RECEIVING

#### MOST RECEPTIONS

No.	Player	Opponent	Bowl
1. 9	DeRunnya Wilson	Georgia Tech	2014 Orange
9	Jameon Lewis	Rice	2013 Liberty
3. 8	Willie Harris	North Carolina	1993 Peach
4. 7	Justin Robinson	Illinois	2023 ReliaQuest
7	Makai Polk	Texas Tech	2021 Liberty
7	Fred Ross	NC State	2015 Belk
7. 6	Stephen Guidry	Louisville	2019 Music City
6	Joe Morrow	Georgia Tech	2014 Orange
6	Fred Ross	Georgia Tech	2014 Orange

#### MOST YARDS

No.	Player	Opponent	Bowl
1. 220	Jameon Lewis	Rice	2013 Liberty
2. 127	Willie Harris	North Carolina	1993 Peach
3. 117	Joe Morrow	Georgia Tech	2014 Orange
4. 105	DeRunnya Wilson	Georgia Tech	2014 Orange
5. 102	Fred Ross	Georgia Tech	2014 Orange
6. 96	DeRunnya Wilson	NC State	2015 Belk
7. 81	Justin Robinson	Illinois	2023 ReliaQuest
8. 79	LaDarius Perkins	Michigan	2011 Gator
79	Mardy McDole	Nebraska	1980 Sun
10. 78	Brandon Holloway	NC State	2015 Belk

#### MOST TOUCHDOWN RECEPTIONS

No.	Player	Opponent	Bowl
1. 2	Brandon Holloway	NC State	2015 Belk
2	DeRunnya Wilson	Georgia Tech	2014 Orange
3. 1	Justin Robinson	Illinois	2023 ReliaQuest
1	Rara Thomas	Texas Tech	2021 Liberty
1	Stephen Guidry	Louisville	2019 Music City
1	Osirus Mitchell	Louisville	2019 Music City
1	Kylin Hill	Iowa	2019 Outback
1	Fred Ross	NC State	2015 Belk
1	DeRunnya Wilson	NC State	2015 Belk
1	Fred Ross	Georgia Tech	2014 Orange
1	Malcolm Johnson	Rice	2013 Liberty
1	LaDarius Perkins	Rice	2013 Liberty
1	Artimus Samuel	Rice	2013 Liberty
1	Arceto Clark	Northwestern	2013 Gator
1	Malcolm Johnson	Northwestern	2013 Gator
1	Michael Carr	Michigan	2011 Gator
1	Arceto Clark	Michigan	2011 Gator
1	Arceto Clark	Wake Forest	2011 Music City
1	Ricco Sanders	Michigan	2011 Gator
1	Donald Lee	Texas A&M	2000 Independence
1	Dicenzo Miller	Texas A&M	2000 Independence
1	Dontae Walker	Clemson	1999 Peach
1	Lahitia Grant	Texas	1999 Cotton
1	Olanda Truitt	North Carolina	1993 Peach
1	Trenell Edwards	Air Force	1991 Liberty
1	Michael Haddix	Nebraska	1980 Sun
1	Fred Walters	Duquesne	1937 Orange

### RUSHING

#### MOST ATTEMPTS

No.	Player	Opponent	Bowl
1. 27	Keytaon Thompson	Louisville	2017 TaxSlayer
2. 24	Anthony Dixon	UCF	2007 Liberty
24	Walter Packer	North Carolina	1974 Sun
4. 23	Donald Ray King	Nebraska	1980 Sun
5. 22	James Johnson	Texas	1999 Cotton
6. 20	Nick Fitzgerald	Iowa	2019 Outback
20	Vick Ballard	Michigan	2011 Gator
20	Terry Vitrano	North Carolina	1974 Sun
9. 19	LaDarius Perkins	Northwestern	2013 Gator
10. 18	Nick Fitzgerald	Miami [Ohio]	2016 St. Petersburg

#### MOST YARDS

No.	Player	Opponent	Bowl
1. 183	Walter Packer	North Carolina	1974 Sun
2. 180	Vick Ballard	Wake Forest	2011 Music City
3. 164	Terry Vitrano	North Carolina	1974 Sun
4. 155	Keytaon Thompson	Louisville	2017 TaxSlayer
5. 143	Dontae Walker	Texas A&M	2000 Independence
6. 134	Nick Fitzgerald	Miami [Ohio]	2016 St. Petersburg
7. 112	James Johnson	Texas	1999 Cotton

#### MOST RUSHING TOUCHDOWNS

No.	Player	Opponent	Bowl
1. 3	Keytaon Thompson	Louisville	2017 TaxSlayer
3	Vick Ballard	Michigan	2011 Gator
3	Dontae Walker	Texas A&M	2000 Independence
2. 2	Nick Fitzgerald	Miami [Ohio]	2016 St. Petersburg
2	Dak Prescott	Rice	2013 Liberty
2	Vick Ballard	Wake Forest	2011 Music City
2	Walter Packer	North Carolina	1974 Sun

### PUNTING

#### MOST PUNTS

No.	Player	Opponent	Bowl
1. 11	Blake McAdams	UCF	2007 Liberty
11	Sonny Bruce	Georgetown	1941 Orange

#### HIGHEST PUNTING AVERAGE

Avg.	Player (Punts)	Opponent	Bowl
1. 53.0	Andy Russ (3)	NC State	1995 Peach
2. 50.4	Tucker Day (5)	Iowa	2019 Outback
3. 50.0	Dana Moore (5)	Nebraska	1980 Sun

#### BLOCKED PUNTS

No.	Player	Opponent	Bowl
1	Andre Bennett	NC State	1995 Peach
1	Hunter Corhern	Georgetown	1941 Orange



Dak Prescott set MSU bowl game records for completions, passing attempts and yards in the Orange Bowl on Dec. 31, 2014. His three passing touchdowns were also a record at the time.



## SCORING

## MOST POINTS SCORED

No.	Player	Opponent	Bowl
1.	18 Keytaon Thompson	Louisville	2017 TaxSlayer
	18 Vick Ballard	Michigan	2011 Gator
	18 Dontae Walker	Texas A&M	2000 Independence
4.	16 Tim Rogers	NC State	1995 Peach
5.	12 Nick Fitzgerald	Iowa	2019 Outback
	12 Nick Fitzgerald	Miami [Ohio]	2016 St. Petersburg
	12 Brandon Holloway	NC State	2015 Belk
	12 De'Runya Wilson	Georgia Tech	2014 Orange
	12 Dak Prescott	Rice	2013 Liberty
	12 Vick Ballard	Wake Forest	2011 Music City
	12 Walter Packer	North Carolina	1974 Sun

## MOST FIELD GOALS ATTEMPTED

No.	Player	Opponent	Bowl
1.	6 Tim Rogers	NC State	1995 Peach
2.	3 Jace Christmann	Iowa	2019 Outback
	3 Dana Moore	Kansas	1981 Hall of Fame
4.	2 Massimo Biscardi	Illinois	2023 ReliaQuest
	2 Jace Christmann	Louisville	2017 TaxSlayer
	2 Evan Sobiesk	Georgia Tech	2014 Orange
	2 Devon Bell	Northwestern	2013 Gator
	2 Brian Hazelwood	Texas	1999 Cotton
	2 Chris Gardner	North Carolina	1993 Peach
	2 Vic Nickels	North Carolina	1974 Sun
	2 Justin Canale	NC State	1963 Liberty

## MOST FIELD GOALS MADE

No.	Player	Opponent	Bowl
1.	5 Tim Rogers	NC State	1995 Peach
2.	3 Jace Christmann	Iowa	2019 Outback
3.	2 Massimo Biscardi	Illinois	2023 ReliaQuest
	2 Evan Sobiesk	Georgia Tech	2014 Orange
	2 Devon Bell	Northwestern	2013 Gator
	2 Vic Nickels	North Carolina	1974 Sun

## MISCELLANEOUS

## MOST INTERCEPTIONS

No.	Player	Opponent	Bowl
1.	3 Mark McLaurin	Louisville	2017 TaxSlayer
2.	2 Nickoe Whitley	Northwestern	2013 Gator
3.	1 last: Tyrus Wheat and Emmanuel Forbes	Tulsa	2020 Armed Forces



Mark McLaurin was named the MVP of the 2017 TaxSlayer Bowl after intercepting a school record three passes in the game.

## MSU LONG PLAYS

## LONGEST RUSH

No.	Player	Opponent	Bowl
72	Vick Ballard	Wake Forest	2011 Music City

## LONGEST PASS

No.	Pass	Opponent	Bowl
81	Chris Relf to LaDarius Perkins	Michigan	2011 Gator

## LONGEST PUNT

No.	Player	Opponent	Bowl
82	Ike Pickle	Duquesne	1937 Orange

## LONGEST FIELD GOAL

No.	Player	Opponent	Bowl
47	Devon Bell	Northwestern	2013 Gator
47	Dana Moore	Nebraska	1980 Sun

## LONGEST PUNT RETURN

No.	Player	Opponent	Bowl
50	Keffer McGee	NC State	1995 Peach

## LONGEST KICKOFF RETURN

No.	Player	Opponent	Bowl
62	Glen Young	Nebraska	1980 Sun

## LONGEST INTERCEPTION RETURN


No.	Player	Opponent	Bowl
90	Emmanuel Forbes	Tulsa	2020 Armed Forces



Chris Relf, named the 2011 Gator Bowl MVP, completed 18 of his 23 passes for 281 yards and three touchdowns, including the longest pass ever by a Bulldog in a bowl game, an 81-yard strike to LaDarius Perkins.



Emmanuel Forbes returned an interception 90 yards for a touchdown in the 2020 Armed Forces Bowl breaking Willie Gay Jr.'s previous record of a 46-yard return in the 2019 Outback Bowl.



# MISSISSIPPI STATE DUQUESNE

12  
13

January 1, 1937 • Orange Bowl • Miami, Fla.

A desperation 72-yard touchdown pass from tailback Boyd Brumbaugh to end Ernie Heffertie spelled an end to Mississippi State's upset hopes as Duquesne edged the Bulldogs, 13-12, in the first decade of Orange Bowl history.

With time running out, coach John "Little Clipper" Smith's Dukes went to the air. His team had thrown six straight incompletions before Brumbaugh heaved one after fading back all the way to his own 20-yard line. Heffertie cradled it in at the State 25 and scored untouched for the game-winner.

"A shouting, shirt-sleeved crowd of 9,210 went wild when Brumbaugh's bull's eye in the final period pulled the Dukes from almost certain defeat," a local newspaper account detailed.

Coach **Ralph Sasse**'s Bulldogs, who ended the year at a hearty 7-3-1 after the postseason clash, scored first on a 10-yard run by back **Ike Pickle**. Pickle later boomed an 82-yard punt for an Orange Bowl record that still stands.

After Brumbaugh plunged 1 yard and a PAT kick put the Dukes of Pittsburgh, Pennsylvania, ahead, 7-6, State reversed the advantage again when tailback **Pee Wee Armstrong** of Meridian lofted a 40-yard touchdown pass to **Fred Walters** of Laurel to give the Bulldogs a 12-7 lead. That same twosome had combined for a 65-yard scoring pass to give MSU a stunning 13-7 upset at Army during the 1935 season.

Armstrong's scintillating passes had provided State with the impetus to gain the lead. His aerial strikes set up Pickle's touchdown run prior to his throw to Walters to gain Mississippi State the lead.

Brumbaugh later found Heffertie for the game-winning TD pass in the fourth quarter. The Dukes edged State after two Bulldog conversion tries had failed.

The narrow loss to Duquesne was a microcosm of the '36 season for State. The Maroons lost three games by a total of 20 points.

Mississippi State	6	6	0	0	=	12
Duquesne	0	7	0	6	=	13

MSU — Pickle 10 run (kick failed)


DU — Brumbaugh 1 run (Brumbaugh kick)

MSU — Walters 40 pass from Armstrong (kick failed)

DU — Heffertie 72 pass from Brumbaugh (kick failed)

	MSU	DU
First Downs	12	14
Rushing Yards	111	199
Passing Yards	159	110
Passes (C-A-I)	8-23-0	5-15-4
Total Offense	270	309
Fumbles-Lost	0-0	0-0
Penalties-Yards	1-5	1-5



#9  
#13MISSISSIPPI STATE  
GEORGETOWN14  
7

January 1, 1941 • Orange Bowl • Miami, Fla.

The Associated Press proclaimed following State's standout season: "Mississippi State reigns as the undisputed king of football in the Deep South. State's 13-0 trouncing of Alabama and subsequent acceptance of an Orange Bowl bid eliminated any doubt that the Maroons were gridiron kings of these parts."

Almost a year before the United States of America officially entered World War II, Mississippi State downed the Georgetown Hoyas (who reigned strongly in Eastern football circles in those days), 14-7, in the '41 Orange Bowl to end the year with a 10-0-1 record and a No. 9 ranking nationally.

Coach **Allyn McKeen**'s crew scored in the first quarter when tackle **John Tripson** covered a blocked Hoya punt in the end zone and **Wilbur Dees**' extra point gave the Bulldogs a quick 7-0 lead.

State's rugged defense took control in the second quarter after the Bulldogs had jumped ahead 14-0 when tailback **Billy Jefferson** scored on a 2-yard dive play and **Sonny Bruce** kicked the PAT.

Georgetown dented Coach McKeen's vaunted defense for the lone Hoyas' TD of the day in the third quarter when Benny Castiglia hit paydirt on a 2-yard run. But MSU managed good ball control behind the running of tailback **Harvey Johnson** and the defensive work of All-America end **Buddy Elrod** to secure its first bowl win.

State was led by Starkville native **Hunter Corhern**, a captain of the team and an outstanding guard. MSU was considered to have the finest line in the South during the '40 season, a group that boasted three All-Southeastern Conference performers, plus the aforementioned Elrod, a consensus All-America.

When asked to compare all his great teams at Mississippi State, head coach Allyn McKeen said, "Some of the school's greatest wins came during the 1939 season, but I have to go with the 1940 team as my best."

Mississippi State	7	7	0	0	=	14
Georgetown	0	0	7	0	=	7


MSU — Tripson blocked-punt recovery (Dees kick)

MSU — Jefferson 2 run (Bruce kick)


GU — Castiglia 2 run (Lio kick)

	MSU	GU
First Downs	8	14
Rushing Yards	106	125
Passing Yards	52	104
Passes (C-A-I)	5-11-0	10-23-3
Total Offense	158	229
Fumbles-Lost	2-0	1-0
Penalty Yards	71	90

Attendance: 29,554







# MISSISSIPPI STATE NC STATE

16  
12

December 21, 1963 • Philadelphia Municipal Stadium • Philadelphia, Pa.

Hot coffee froze on press box ledges between kickoff and halftime, but the action on the field was warm enough to offset eight-degree temperatures and 17 mile-per-hour winds outside as coach **Paul Davis'** Bulldogs took a 16-12 win over NC State.

As the Bulldogs capped a 7-2-2 season before their first national television audience on NBC, with the legendary Lindsey Nelson providing play-by-play, at Philadelphia Stadium a blocked punt helped provide MSU's margin of victory for the second bowl game in a row.

In the first quarter, MSU end **Bill McGuire** blocked a Dave Houtz punt at the NC State 26, and fellow end **Tommy Inman** scooped up the loose football and ran it 11 yards for an MSU score. **Justin Canale's** PAT made it 7-0. Quarterback **Sonny Fisher** gave the Bulldogs a little more breathing room later in the quarter as the Laurel, Mississippi, native sprinted three yards for a second touchdown. Canale's extra-point kick failed, but the future pro football standout later redeemed himself.

He gave MSU a 16-0 second-quarter lead with a 43-yard field goal into the gusty wind.

But NC State made a bit of a comeback bid, aided by 122 yards on 11 penalties assessed against the aggressive Bulldogs. The Wolfpack scored the last two touchdowns of the game, but both two-point conversion attempts failed.

Coach Davis and his team had heaters on the State bench and a plexiglas canopy to protect them from the frigid air.

"The defense did a good job all day, especially considering the conditions," Davis said. "We had a stronger line."



Mississippi State	13	3	0	0	=	16
NC State	0	6	0	6	=	12

**MSU** — Inman 11 blocked-punt return (Canale kick)

**MSU** — Fisher 3 run (kick failed)

**MSU** — Canale 43 FG

**NCSU** — Rossi 1 run (pass failed)

**NCSU** — Barlow 5 pass from Rossi (pass failed)

	MSU	NCSU
First Downs	16	15
Rushing Yards	53-275	52-176
Passing Yards	28	58
Passes (C-A-I)	3-6-1	5-12-0
Total Offense	303	234
Fumbles-Lost	2-1	2-2
Penalties-Yards	11-122	3-25


**Rushing: (MSU)** Granger 13-94, Fisher 16-81 1TD, Burrell, 10-69, Hodges 8-21, Sparks 4-18, Edwards 2-(-8);

**(NCSU)** Rossi 18-67 1TD, Falzarano 12-42, Scarpati 7-22, Kazarsky 7-21, Clark 7-17, Houtz 1-7.

**Passing: (MSU)** Edwards 1-1-18-0; Fisher 2-5-10-1; **(NCSU)** Rossi 5-12-58-0 1TD.

**Receiving: (MSU)** Bland 2-17, Inman 1-11; **(NCSU)** Barlow 3-30 1TD, Clark 1-23, Scarpati 1-5.

**Attendance:** 8,309



# MISSISSIPPI STATE NORTH CAROLINA

December 28, 1974 • Sun Bowl • El Paso, Texas

# 26 24

Mississippi State's 26-24 Sun Bowl win over North Carolina was one of the truly great contests of the 1974-75 bowl season.

Coach **Bob Tyler**'s Bulldogs, who finished 9-3 and No. 18 in the nation, set the stage for the game when Most Valuable Offensive Player **Terry Vitrano** took a handoff from quarterback **Rockey Felker** and sprinted 55 yards on the game's opening play.

While a rising fog blanketed the field during most of the first half, Vitrano gained big chunks of real estate to end the day with 164 yards on 20 carries, including a game-winning, 2-yard touchdown run.

That run capped a 6:29 drive that ate most of the fourth-quarter clock, ending at the 3:41 mark. Three times MSU faced third downs on the drive and State faced a fourth-and-2 at the UNC 25-yard line, where Felker called his own number, clawing for 15 yards. Felker then ran eight more yards to set up Vitrano winning score.

The drive reminded both Tyler and Felker of the Bulldogs' 29-28 win over Memphis State earlier in the year, a game in which State drove 98 yards in the closing two minutes for the win.

All-America defensive tackle **Jimmy Webb**, named Most Valuable Defensive Player in the game, registered the most critical of his 12 tackles on the day on a fourth-and-short situation at midfield in the fourth quarter to preserve the MSU win.

MSU's All-SEC tailback **Walter Packer** piled up 183 yards on 24 attempts, scoring on runs of 1 and 16 yards while **Vic Nickels** kicked field goals of 24 and 32 yards.

Mississippi State's 455 yards of rushing, which still stand as a Sun Bowl record, were just a bit much for the Tar Heels, coached by MSU grad Bill Dooley.

"This team was better than we expected in a lot of ways," Tyler said. "I think we're a year ahead. We established unity in our program that usually takes two seasons to establish. I've never been more confident or enthusiastic about the future than I am right now."



Mississippi State	7	3	10	6	=	26
North Carolina	7	0	14	3	=	24

**MSU** — Packer 1 run (Nickels kick)

**UNC** — Betterson 1 run (Alexander kick)

**MSU** — Nickels 24 FG

**UNC** — Betterson 6 run (Alexander kick)

**MSU** — Packer 16 run (Nickels kick)

**UNC** — Jerome 29 pass from Kupec (Alexander kick)

**MSU** — Nickels 32 FG

**UNC** — Alexander 26 FG

**MSU** — Vitrano 2 run (kick failed)

	MSU	UNC
<b>First Downs</b>	25	22
<b>Rushes-Yards</b>	68-455	54-277
<b>Passing Yards</b>	44	125
<b>Passes (C-A-I)</b>	3-8-0	5-15-1
<b>Total Offense</b>	499	402
<b>Fumbles-Lost</b>	1-1	3-0
<b>Penalties-Yards</b>	5-45	2-30

**RUSHING: (MSU)** Packer 24-183 2TD, Vitrano 20-164 1TD, Felker 14-69, Johnson 7-22, Smith 3-17; **(UNC)** Voight 17-90, Betterson 19-84 2TD, Oliver 9-57, Lamens 4-32, Jerome 4-14, Kupec 1-(-10).

**PASSING: (MSU)** Felker 2-7-33-0; Johnson 1-1-11-0; **(UNC)** Kupec 5-15-125-1 1TD.

**RECEIVING: (MSU)** Lewis 2-27, Barkum 1-17; **(UNC)** Norton 2-61, Jerome 2-42 1TD, Waddell 1-22.

**Attendance:** 26,035



#17  
#8MISSISSIPPI STATE  
NEBRASKA17  
31

December 27, 1980 • Sun Bowl • El Paso, Texas

The scene was the same as six years earlier in the Sun Bowl when Mississippi State engaged a team that had as much talent as any football power in the nation.

This bowl trip proved to be less successful, however, as coach Tom Osborne's Huskers prevailed in a 31-17 contest.

Mississippi State had won five consecutive regular-season games to enter the contest with a 9-2 record under coach **Emory Bellard**, but Nebraska was just a bit too deep and powerful as the Huskers took a 17-0 halftime lead.

State's high-powered offensive attack, which set school records for total offense and rushing offense, cut the margin to 24-17 behind the option play of freshman quarterback **John Bond** of Valdosta, Georgia. He ran for one touchdown on a 1-yard sneak and hit all-SEC tailback **Michael Haddix** of Walnut, Mississippi, for an 11-yard TD pass and MSU's final touchdown.

The day, however, belonged to Nebraska's defense, which held Bond to minus-8 yards rushing on 16 carries, and to seven completions on 19 attempts with two interceptions.

Sophomore kicker **Dana Moore** from Baton Rouge, Louisiana, booted a 47-yard field goal and had a 64-yard punt, enabling him to achieve an MSU-record, 50-yard punting average for the afternoon.

"I am proud of our team and the season we had," Bellard said. "We just flat out gave Nebraska too many opportunities. Our defense played well enough to win. Looking at what we have, we will be back next year."



Mississippi State	0	0	3	14	=	17
Nebraska	7	10	7	7	=	31

UN — Brown 23 run (Seibel kick), 12:30 1st

UN — Seibel 22 FG, 3:23 2nd

UN — Finn 8 pass from Quinn (Seibel kick), 1:57 2nd

MSU — Moore 47 FG, 7:12 3rd

UN — Franklin 2 run (Seibel kick), 2:16 3rd

MSU — Bond 1 run (Morgan kick), 11:44 4th

UN — McCrady 52 pass from Quinn (Seibel kick), 3:21 4th

MSU — Haddix 11 pass from Bond (Morgan kick), 1:00 4th

	MSU	UN
First Downs	15	16
Rushes-Yards	53-93	54-159
Passing Yards	102	159
Passes (C-A-I)	7-19-2	9-19-1
Total Offense	195	318
Fumbles-Lost	5-4	1-1
Penalties-Yards	4-30	4-37

**RUSHING: (MSU)** King 23-96, Haddix 4-14, Wonsley 1-8, McDole 5-7, Collins 1-2, Parenton 2-(-4), Bond 16-(-8), Moore 1-(-21); **(UN)** Franklin 17-67 1TD, Redwine 13-42, Brown 1-23 1TD, Craig 5-13, Steels 2-9, Kotera 2-7, Johnson 3-3, Quinn 11-(-5).

**PASSING: (MSU)** Bond 7-19-102-2 1TD; **(UN)** Quinn 9-19-151-1 2TD.

**RECEIVING: (MSU)** McDole 4-69, Price 1-25, Haddix 1-11 1TD, Doss 1-7; **(UN)** McCrady 2-107 1TD, Brown 2-16, Steels 2-14, Davies 1-9, Finn 1-8 1TD, Kotera 1-5.

**Attendance:** 34,723.



# MISSISSIPPI STATE KANSAS

10  
0

December 31, 1981 • Legion Field • Birmingham, Ala.

With Defensive Most Valuable Player and All-America linebacker **Johnie Cooks** of Leland, Mississippi, leading a fierce charge, Mississippi State scored its first bowl shutout win by downing the Kansas Jayhawks of the Big Eight Conference, 10-0, to improve its bowl record to 4-2.

It was, indeed, a day for the defense.

The Bulldogs, aided by a steady mist that fell throughout the day, held Kansas to 35 yards rushing on 40 attempts, intercepted a pair of Jayhawk passes, and forced one fumble. State recorded its first shutout since 1979.

Lightning struck early for the Bulldogs as All-SEC defensive back **Rob Fesmire** of Nashville, Tenn., recovered a Ricky Green fumble on the opening kickoff and the opportunistic Bulldogs scored on the next play. Quarterback **John Bond**, State's Offensive Most Valuable Player and the game's MVP, sprinted 17 yards around right end on the first play from scrimmage and **Bob Morgan's** PAT gave the Bulldogs an early 7-0 lead.

The place kicker **Dana Moore** iced the game with a 22-yard field goal with just over 11 minutes left in the first half for the final margin of victory. The Bulldogs advanced to 8-4 and moved up to No. 17 in the final AP national poll.

Wingback **Danny Knight** of Natchez, Mississippi, contributed a big 37-yard sprint down the left sideline on a third-and-long situation while Cooks, defensive tackles **Glen Collins**, **Earnest Barnes** and a number of unsung heroes on the specialty teams gathered together to provide the Bulldogs with the ingredients necessary for a satisfying bowl win.

"The whole defensive unit played extremely well," MSU head coach **Emory Bellard** said. "We didn't ring the bell quite enough on offense, but we did move the ball down the field a good bit."

Mississippi State	7	3	0	0	=	10
Kansas	0	0	0	0	=	0

MSU — Bond 17 run (Morgan kick)

MSU — Moore 22 FG

	MSU	KU
First Downs	12	14
Rushing Yards	53-236	40-35
Passing Yards	51	171
Passes (C-A-I)	5-16-0	15-31-2
Total Offense	287	206
Fumbles-Lost	5-1	1-1
Penalties-Yards	10-65	7-82

**RUSHING: (MSU)** Knight 10-79, Bond 17-79 1TD, King 14-38, Haddix 7-25, Windham 3-5, Edwards 1-5, Wonsley 1-5; **(KU)** Taylor 20-61, Jones 7-20, Green 1-(-2), Smith 7-(-9), Frederick 5-(-35).

**PASSING: (MSU)** Bond 5-16-51-0; **(KU)** Smith 8-22-61-2; Frederick 7-9-110-0.

**RECEIVING: (MSU)** Haddix 2-16, Price 1-15, Richardson 1-13, Aldredge 1-7; **(KU)** Taylor 7-41, Johnson 3-34, Capers 2-57, Bastin 2-20, Jones 1-19.

Attendance: 41,672





# MISSISSIPPI STATE AIR FORCE

# 15 38

December 29, 1991 • Liberty Bowl • Memphis, Tenn.

A then-record Liberty Bowl crowd of 61,497 looked on as the wishbone-attack of the Air Force Academy spoiled Mississippi State's return to the bowl scene with a 38-15 victory over the Bulldogs in the 33rd annual Liberty Bowl postseason contest.

Directed by All-WAC quarterback and Liberty Bowl MVP Rob Perez, the Falcons piled up 318 net yards rushing while attempting only two passes in this ESPN telecast. A potent ground attack earned AFA a 37:34-22:26 edge in possession time.

The Falcons jumped on MSU early as they posted three-straight touchdowns before the Bulldogs dented the scoreboard just before halftime. AFA scored on a pair of 1-yard plunges by Jason Jones and Perez in the opening stanza. A 35-yard fumble return by Air Force's Shannon Yates at the 6:12 mark of the second quarter stretched the lead to 21-0.

The Bulldogs got on the scoreboard with the final score of the first half, a 4-yard touchdown pass from quarterback **Sleepy Robinson** to tight end **Trenell Edwards**.

After the intermission, AFA added a third-quarter, 20-yard field goal by Joe Wood and a 31-yard touchdown gallop by Scott Hufford to build the Falcons' insurmountable lead to 31-7 with 14:19 remaining in the contest.

Making its first bowl appearance in 10 years, MSU scored its final points on a 7-yard run by fullback **Michael Davis** with 7:23 left on the game clock.



<b>Mississippi State</b>	<b>0</b>	<b>7</b>	<b>0</b>	<b>8</b>	<b>=</b>	<b>15</b>
<b>Air Force</b>	<b>14</b>	<b>7</b>	<b>3</b>	<b>14</b>	<b>=</b>	<b>38</b>

**AFA** — Jones 1 run (Wood kick), 5:07 1st

**AFA** — Perez 1 run (Wood kick), 2:11 1st

**AFA** — Yates 35 fumble return (Wood kick), 6:12 2nd

**MSU** — Edwards 4 pass from Robinson (Gardner kick), 0:35 2nd

**AFA** — Wood 20 FG, 2:31 3rd

**AFA** — Hufford 31 run (Wood kick), 14:19 4th

**MSU** — Davis 7 run (Robinson pass from Jordan), 7:23 4th

**AFA** — Simpson fumble recovery (Wood kick), 6:05 4th

	<b>MSU</b>	<b>AFA</b>
<b>First Downs</b>	18	19
<b>Rushes-Yards</b>	36-163	69-318
<b>Passing Yards</b>	121	10
<b>Passes (C-A-I)</b>	13-24-1	1-2-1
<b>Total Offense</b>	284	328
<b>Fumbles-Lost</b>	3-2	2-0
<b>Penalties-Yards</b>	5-35	4-31
<b>Time of Possession</b>	22:26	37:34

**RUSHING: (MSU)** Roberts 8-62, Robinson 15-41, Williamson 5-28, Davis 2-18 1TD, Jordan 3-7, Prince 2-7, Galloway 1-0; **(AFA)** Perez 26-114 1TD, Jones 21-73 1TD, Gray 1-33, Hufford 1-31 1TD, Banks 5-23, Baker 4-18, Onuoha 5-12, Young 4-11, Parisi 2-3.

**PASSING: (MSU)** Robinson 6-12-49-0 1TD; Jordan 7-12-72-1; **(AFA)** Perez 1-2-10-1.

**RECEIVING: (MSU)** Roberts 4-28, W. Harris 3-37, Edwards 2-25 1TD, Davis 2-19, Prince 1-9, James 1-3; **(AFA)** Wilkie 1-10.

**Attendance:** 61,497





# #24 MISSISSIPPI STATE #19 NORTH CAROLINA

# 17 21

January 1, 1993 • Georgia Dome • Atlanta, Ga.

Despite jumping out to a 14-0 first-quarter lead, Mississippi State couldn't hold off a North Carolina squad playing an inspired second half as the Tar Heels posted a 21-17 victory in the first Peach Bowl held inside the Georgia Dome.


The Bulldogs jumped on top early, scoring on their first possession when **Greg Plump** found **Olanda Truitt** on a 2-yard touchdown pass. MSU added to that lead when **Kenny Roberts** raced 22 yards on the final play of the first quarter to give the Bulldogs a 14-0 lead.

State had a chance to put the game away in the second quarter, but a pair of Plump-to-Truitt touchdown passes were called back due to Bulldog holding penalties.

Trailing 14-0 at halftime, North Carolina took the second half kickoff and drove 82 yards to score on Natrone Means' 1-yard plunge. Later in the third period, the Tar Heels' Bracey Walker broke through to block a **Todd Jordan** punt and raced 24 yards into the end zone to tie the game at 14-14.

North Carolina took the lead for good early in the fourth quarter when UNC's Cliff Baskerville intercepted a Plump pass and returned it 44 yards for the go-ahead touchdown.

After **Chris Gardner's** 46-yard field goal made the score 21-17, the Bulldogs had their chances to win the game late. MSU drove inside the Tar Heel 30 twice in the game's final three minutes, but an interception and turnover on downs, respectively, doomed the Bulldogs' final chances.



Mississippi State	14	0	0	3	=	17
North Carolina	0	0	14	7	=	21

**MSU** — Truitt 2 pass from Plump (Gardner kick), 11:09 1st

**MSU** — Roberts 22 run (Gardner kick), 0:00 1st

**UNC** — Means 1 run (Pignetti kick), 12:39 3rd

**UNC** — Walker 24 blocked-punt return (Pignetti kick), 6:38 3rd

**UNC** — Baskerville 44 interception return (Pignetti kick), 12:36 4th

**MSU** — Gardner 46 FG, 8:42 4th

	MSU	UNC
<b>First Downs</b>	24	13
<b>Rushes-Yards</b>	41-144	36-149
<b>Passing Yards</b>	296	106
<b>Passes (C-A-I)</b>	25-45-2	7-17-2
<b>Total Offense</b>	450	255
<b>Fumbles-Lost</b>	1-0	1-1
<b>Penalties-Yards</b>	9-87	4-36
<b>Time of Possession</b>	34:33	25:27

**RUSHING: (MSU)** Roberts 9-64 1TD, Davis 10-32, T. James 6-24, Prince 5-19, Jordan 1-9, Hudson 1-5, Truitt 1-0, Plump 8-(-9); **(UNC)** Means 21-128 1TD, Faulkerson 4-9, Thomas 9-6, Jordan 1-3, Brooks 1-3.

**PASSING: (MSU)** Plump 24-40-2 287 1TD, Jordan 1-4-0 9, Hudson 0-1-0 0; **(UNC)** Thomas 7-16-2 106, Jerry 0-1-0 0.

**RECEIVING: (MSU)** Wi.Harris 8-127, Roberts 5-49, Truitt 3-31 1TD, Prince 2-23, Clanton 2-21, James 2-0, Ward 1-20, C.Jones 1-16, Knight 1-9; **(UNC)** Brooks 2-60, Jerry 2-20, Means 1-15, Holliday 1-13, Felton 1-(-2).

**Attendance:** 69,125



# #16 MISSISSIPPI STATE 24

# #23 NC STATE 28

January 2, 1995 • Georgia Dome • Atlanta, Ga.

For the second time in three years, Mississippi State earned a berth in the Peach Bowl. And for the second time in three years, the Bulldogs held a third-quarter lead over its counterpart. But again, State could not maintain that advantage, dropping a 28-24 decision to NC State.

Like it had done two years prior, Mississippi State gained an early advantage in this Peach Bowl match-up. Place kicker **Tim Rogers**, MSU's Offensive Player of the Game, booted a 37-yard field goal just 2:21 into the contest, and the Bulldogs had a 3-0 advantage. It would be the first of a bowl-record and school-standard tying five field goals for Rogers.

But, as NC State was able to do throughout the game, the Wolfpack erased that early lead. Running back Tremayne Stephens capped an 80-yard drive with a 2-yard touchdown run to give NCSU a 7-3 lead.

Rogers and Steve Videtich traded field goals around the first-quarter break before the Bulldogs mounted a touchdown drive of their own. Senior running back **Michael Davis** scored from 11 yards out to give MSU a 13-10 edge.

A pair of big plays opened the door for the Bulldogs to take control of the game as the second half began. Forcing the 'Pack to punt on their first series of the second half, **Andre Bennett** blocked the NC State kick into the end zone for a safety, and MSU had a two-point lead.

On the ensuing free kick, **Keffer McGee** returned the punt an MSU-bowl-record 50 yards, putting the Bulldogs in business at the NCSU 15-yard line. Unable to advance the ball into the end zone, State settled for a Rogers field goal and its lead was just 18-13.

Three plays later, however, **Larry Williams**, State's Defensive Player of the Game, put his team back in scoring position with a standout defensive play. On a second-and-16 play from the NCSU 30, Williams sacked quarterback Terry Harvey, stripped him of the football, and then recovered the pignskin at the 21.

But once again, the Bulldog attack was not able to capitalize, and Rogers was forced to convert a 36-yard field goal.

Rejuvenated by the disaster averted, NC State struck for a game-tying touchdown and two-point conversion at the close of the third period. Harvey hit Dallas Dickerson from three yards out for the score, and then ran for the extra points.

The Wolfpack used a big play of their own, a 62-yard pass play to set up their go-ahead score. Freshman fullback Carlos King bulled in from 11 yards away and State was down 28-21.

Mississippi State	6	7	8	3	=	24
NC State	7	6	8	7	=	28

MSU — Rogers 37 FG, 12:29 1st

NCSU — Stephens 2 rush (Videtich kick), 9:21 1st

MSU — Rogers 21 FG, 2:57 1st

NCSU — Videtich 45 FG, 13:21 2nd

MSU — Davis 11 run (Rogers kick), 7:29 2nd

NCSU — Videtich 36 FG, 0:08 2nd

MSU — Safety (blocked punt), 13:27 3rd

MSU — Rogers 29 FG, 10:45 3rd

MSU — Rogers 36 FG, 8:36 3rd

NCSU — Dickerson 3 pass from Harvey (Harvey run), 1:12 3rd

NCSU — King 11 run (Videtich kick), 13:06 4th

MSU — Rogers 30 FG, 4:47 4th

	MSU	NCSU
First Downs	16	20
Rushes-Yards	35-117	48-172
Passing Yards	185	164
Passes (C-A-I)	14-29-0	14-25-1
Total Offense	302	336
Fumbles-Lost	0-0	2-1
Penalties-Yards	6-53	2-15
Time of Possession	26:49	33:11

**RUSHING:** (MSU) Davis 13-51 1TD, Bouie 12-51, McCrary 3-10, Moulds 2-10, Clark 2-(-1), Taite 3-(-4); (NCSU) Stephens 21-105 1TD, King 6-38 1TD, Brown 7-25, Hill 1-4, Fitzgerald 3-3, Bender 2-3, Harvey 7-0, Grissett 1-(-6).

**PASSING:** (MSU) Taite 13-28-0 141, Clark 1-1-0 44; (NCSU) Harvey 11-18-0 139 1TD, Bender 3-7-1 25.

**RECEIVING:** (MSU) McCrary 3-39, C. Jones 3-39, Watkins 3-20, McGee 2-62, Bouie 1-11, M. Brown 1-9, Moulds 1-5; (NCSU) Dickerson 3-31 1TD, Grissett 2-68, Guffie 2-30, King 2-9, Fitzgerald 2-5, Stephens 1-9, Thomas 1-8, Hill 1-4.

**Attendance:** 64,902

# SOUTHWESTERN BELL COTTON BOWL CLASSIC

## #23 MISSISSIPPI STATE #20 TEXAS

# 11 38

January 1, 1999 • Cotton Bowl • Dallas, Texas

Playing in their first traditional New Year's Day bowl game since the 1941 Orange Bowl, the Bulldogs faced an enormous task in trying to stop the University of Texas and its Heisman Trophy winner Ricky Williams. Behind Williams' then-Cotton Bowl-record 203 yards rushing and two touchdowns, the Longhorns snapped their seven-game losing slide to **Jackie Sherrill** and defeated Mississippi State 38-11 in the Southwestern Bell Cotton Bowl Classic.

Texas struck early in the contest behind the arm of quarterback Major Applewhite. The freshman found Wayne McGarity late in the opening period on a 59-yard scoring strike, giving Texas an early 7-0 lead.

The Longhorns took advantage of good field position and a long pass play to take a 14-0 lead, as Applewhite again called McGarity's number for a 52-yard touchdown with 5:11 to go in the first half.

Mississippi State would close out the scoring in the half with a 39-yard field goal from senior **Brian Hazelwood**.

After showcasing their passing game in the first half, Texas began to exploit a tired Bulldog defense with a running game that featured the NCAA's career rushing leader in Williams, who got the scoring started in the second half with a 37-yard gallop to stretch the Longhorns' lead to 21-3 just 2:26 into the second half. A Kris Stockton field goal would extend the UT lead to 24-3 six minutes later.

The Bulldog offense, led by **James Johnson's** 112 yards on the ground, still struggled to find its niche against a stubborn Texas defense. An injury to star all-purpose receiver **Kevin Prentiss** in the opening half made their task even more difficult. Unable to keep the weary MSU defense off the field, the Bulldogs were victimized by another Williams' scoring run at the 2:42 mark of the third period as Texas grabbed control of the contest with a 31-3 advantage.

Mississippi State	0	3	0	8	=	11
Texas	7	7	24	0	=	38

**UT** — McGarity 59 pass from Applewhite (Stockton kick), 2:17 1st

**UT** — McGarity 52 pass from Applewhite (Stockton kick), 5:11 2nd

**MSU** — Hazelwood 39 FG, 2:32 2nd

**UT** — R. Williams 37 run (Stockton kick), 12:34 3rd

**UT** — Stockton 47 FG, 6:39 3rd

**UT** — R. Williams 2 run (Stockton kick), 2:42 3rd

**UT** — Cavit 18 pass from Applewhite (Stockton kick), 0:14 3rd

**MSU** — Grant 5 pass from Wyatt (J. Johnson rush), 10:07 4th

	MSU	UT
<b>First Downs</b>	18	27
<b>Rushes-Yards</b>	32-87	43-238
<b>Passing Yards</b>	205	225
<b>Passes (C-A-I)</b>	16-40-1	15-26-0
<b>Total Offense</b>	292	463
<b>Fumbles-Lost</b>	2-1	1-0
<b>Penalties-Yards</b>	9-89	5-55
<b>Time of Possession</b>	27:59	32:01

**RUSHING: (MSU)** J.Johnson 22-112, D.McKinley 2-7, Rainey 1-2, Prather 1-(-3), Madkin 4-(-11), Wyatt 2-(-20); **(UT)** R.Williams 30-203 2TD, Mitchell 7-26, Brown 3-15, Applewhite 3-(-6).

**PASSING: (MSU)** Wyatt 12-24-0 156 1TD, Madkin 4-16-1 49; **(UT)** Applewhite 15-26-0 225 3TD.

**RECEIVING: (MSU)** Grant 4-62 1TD, K.Cooper 4-38, Love 2-33, Kelly 2-14, J.Johnson 1-22, D.McKinley 1-20, Prentiss 1-8, Butler 1-8; **(UT)** R.Williams 5-45, McGarity 4-132 2TD, Cavit 3-31 1TD, Lewis 2-26, Nunez 1-(-9).

**Attendance:** 72,611







# #15 MISSISSIPPI STATE CLEMSON

# 17 7

December 30, 1999 • Georgia Dome • Atlanta, Ga.

Behind the impetus that had been the key all season — defense — Mississippi State downed Clemson, 17-7, in the 1999 Chick-fil-A Peach Bowl in Atlanta's Georgia Dome.

The win gave State its 10th victory of the season, grouping the '99 Bulldogs with MSU's '40 edition which also posted 10 victories.

MSU notched the win despite allowing the most yardage it had all season (391), with 301 of that coming from quarterback Brandon Streeter who passed 50 times in the game.

Defense was the norm in the first half for both squads as the teams played to a scoreless tie at halftime. The closest either team got to a score in the first half was when Clemson advanced to State's 9-yard line late in the first quarter. But Tiger Tony Lazzara's field goal attempt was blocked by Bulldog senior **Robert Bean**, who registered his seventh career blocked kick.

State wasted little time breaking the scoring ice in the second half. After **Pig Prather** returned the opening kickoff after intermission 45 yards to the MSU 47-yard line, the Bulldogs drove 31 yards on seven plays to set up a 39-yard field goal from **Scott Westerfield** at the 12:39 mark.


Three possessions later, Clemson threatened to answer, driving to the State 13 where it faced a fourth-and-7. The Tigers elected to go for it, but the MSU defense held firm, with defensive lineman **John Hilliard** batting down a Streeter pass.

The quarter would end with State leading 3-0. The fourth quarter would be quite a different story in terms of point production, as the teams combined for three touchdowns in the final frame.

State extended its lead to 10-0 on the first full drive of the final period, going 43 yards on 10 plays with quarterback **Wayne Madkin** scrambling for a 2-yard score. The drive was set up at Clemson's 43-yard line on an interception by Bulldog **Eugene Clinton**, one of five State pickoffs in the contest.

Clemson would answer on the ensuing possession with its only score of the night. The Tigers drove 70 yards on eight plays with Streeter diving in from a yard out.

But State was not intimidated. The Bulldogs answered that challenge with a solid eight-play, 57-yard charge of their own. Madkin, the game's Most Valuable Offensive Player, found tailback **Dontae Walker** on the left side and Walker jaunted 15 yards for the touchdown which iced the game for MSU at 17-7 with 4:31 remaining in regulation.



Mississippi State	0	0	3	14	=	17
Clemson	0	0	0	7	=	28

MSU — Westerfield 39 FG, 12:39

MSU — Madkin 2 run (Westerfield kick), 11:40

CU — Streeter 1 run (Lazzara kick), 8:15

MSU — D.Walker 15 pass from Madkin (Westerfield kick), 4:31

	MSU	CU
First Downs	16	24
Rushes-Yards	33-89	34-85
Passing Yards	176	306
Passes (C-A-I)	17-38-0	25-56-5
Total Offense	265	391
Fumbles-Lost	2-1	1-1
Penalties-Yards	21-188	8-82
Time of Possession	30:41	29:19

**RUSHING:** (CU) Rambert 18-70, Dantzler 9-8, Streeter 4-7 1TD, Wofford 1-5, Witherspoon 1-2, Zachery 1-(-7). (MSU) Madkin 5-37 1TD, Miller 10-24, D.Walker 9-18, Rainey 3-14, Griffith 3-1, Gibson 1-0, Team 2-(-5).

**PASSING:** (CU) Streeter 24-44-4-301, Dantzler 1-6-1-5. (MSU) Madkin 17-38-0-176 1TD.

**RECEIVING:** (CU) Gardner 7-75, Wofford 6-147, Lawyer 5-46, Cyrgalis 2-21, Rambert 2-8, Bailey 1-9, Seth 1-3, Reames 1-(-3). (MSU) Miller 3-54, Sirmones 2-21, D.Walker 2-20 1TD, Griffith 2-14, McCaskey 2-9, M.Butler 1-21, Love 1-20, Huntington 1-6, Lee 1-5, Gibson 1-3, Belcher 1-3.

Attendance: 73,315



# MISSISSIPPI STATE TEXAS A&M

43  
41 (OT)

December 31, 2000 • Independence Bowl • Shreveport, La.

**Willie Blade** blocked an extra point, **Julius Griffith** ran it to the end zone for a two-point conversion, and **Wayne Madkin** scored from 6 yards out — all in overtime — to give Mississippi State a hard-fought, 43-41 decision over Texas A&M in the snow-filled Independence Bowl.

The Aggies took advantage of a couple of early MSU miscues on the snow-covered field to take a 14-0 edge seven minutes into the game. After scoring following a mishandled MSU snap just over two minutes into the contest, A&M continued to control momentum on fullback Ja'Mar Toombs' 4-yard plunge. Toombs had a game-high 193 yards.

**Jackie Sherrill's** Bulldogs fought back in the second quarter. With Toombs running through the State defense, **Dontae Walker** returned the favor to the Aggie stoppers, tallying 143 yards of his own. The sophomore took a handoff up the middle and scurried for 40 of those yards over the goal line to cut the lead.

With just over a minute until halftime, State scored behind Madkin. After the junior quarterback rushed for 10 yards, he connected on two pass plays, the second a 4-yard score to **Dicenzo Miller** to tie the game at 14.

A&M bounced back with 31 seconds left in the half to take a 20-14 lead into the locker room. Quarterback Mark Farris lofted a ball high and deep into the heavy falling snow, finding Robert Ferguson on a 42-yard score.

The Aggies tried to put the game out of reach with two fourth-quarter touchdowns. On the opening play of the period, Farris once again went deep, this time connecting with Bethel Johnson on a 35-yard strike. A two-point conversion put the Aggies up 28-21. Toombs extended the lead on the following possession, rushing in from 13 yards to give A&M a 35-21 edge.

Walker cut the lead back to seven as he rushed in from 32 yards out, and, after a **Marco Minor** interception put MSU at the Aggie 4-yard line, Madkin found tight end **Donald Lee** in the end zone for the touchdown that sent the game into overtime, tied 35-35.

In the extra session, Toombs rushed in from 25 yards out on the first play to put A&M up 41-35. Blade reached up and blocked the Aggie extra point try. **Eugene Clinton** picked up the loose ball and pitched to Griffith who ran it in for two points.

Faced with a must-score situation on State's first overtime try, Madkin rushed down to the Aggies' 6-yard line and then took a keeper into the end zone to clinch the 43-41 win in what has become known as "Snow Bowl 2000".

Mississippi State	0	14	7	14	8	=	43
Texas A&M	14	6	0	15	6	=	41

**TAMU** — Whitaker 9 run (Kitchens kick), 12:56, 1st

**TAMU** — Toombs 4 run (Kitchens kick), 8:06, 1st

**MSU** — Walker 40 run (Westerfield kick), 9:22, 2nd

**MSU** — Miller 4 pass from Madkin (Westerfield kick), 7:22, 2nd

**TAMU** — Ferguson 42 pass from Farris (Kitchens kick failed), 0:46, 2nd

**MSU** — Walker 1 run (Westerfield kick), 11:55, 3rd

**TAMU** — Johnson 35 pass from Farris (Whitaker rush), 14:51, 4th

**TAMU** — Toombs 13 run (Kitchens kick), 9:20, 4th

**MSU** — Walker 32 run (Westerfield kick), 8:17, 4th

**MSU** — D.Lee 3 pass from Madkin (Westerfield kick), 1:30, 4th

**TAMU** — Toombs 25 run (Kitchens kick failed)

**MSU** — Griffith PAT return

**MSU** — Madkin 6 yd run

	MSU	TAMU
<b>First Downs</b>	16	14
<b>Rushes-Yards</b>	40-246	47-209
<b>Passing Yards</b>	71	133
<b>Passes (C-A-I)</b>	9-19-0	9-11-1
<b>Total Offense</b>	317	342
<b>Fumbles-Lost</b>	4-1	1-1
<b>Penalties-Yards</b>	6-45	7-71
<b>Time of Possession</b>	28:59	31:01

**RUSHING: (MSU)** Walker 16-143 3TD, Miller 11-48, Jus. Griffith 2-17, Madkin 11-38 TD. **(TAMU)** Toombs 35-193 3TD, Whitaker 8-16 TD, Weber 2-2, Farris 2-(-2).

**PASSING: (MSU)** Madkin 9-19-0-71 2TD. **(TAMU)** Farris 9-11-1-133 2TD.

**RECEIVING: (MSU)** Miller 4-30 TD, D.Lee 2-29 TD, Lindsey 1-7, Butler 1-3, Jus. Griffith 1-2. **(TAMU)** Ferguson 3-54 TD, Toombs 2-(-4), Johnson 1-35 TD, Porter 1-31, Taylor 1-15, Weber 1-2.

**Attendance:** 36,974



# MISSISSIPPI STATE UCF

# 10 3

December 29, 2007 • Liberty Bowl Memorial Stadium • Memphis, Tenn.

Mississippi State cashed in on UCF's fourth turnover of the game, marching to the lone touchdown of the day late in the fourth quarter, to defeat the Knights 10-3 in the 49th renewal of the AutoZone Liberty Bowl, a game that was otherwise very defensive in nature.

With the win, MSU ended the 2007 season at 8-5, its most wins since 2000, and improved to 2-0 all-time over UCF which ended the year 10-4 after winning its last seven games and claiming the Conference USA crown. The Bulldogs also improved to 7-6 all-time in bowl games with the victory.

The late score, a 1-yard plunge by running back **Anthony Dixon**, came with just 1:54 remaining in the game. It capped a 10-play, 59-yard drive, State's longest of the day by almost 20 yards, that was setup by Bulldog **Keith Fitzhugh's** interception of Knight quarterback Kyle Israel, his third throwing miscue of the contest.

But until that point in the game, neither team had generated much offense in a game very much controlled by the defenses. Only two second quarter field goals - one by each team - graced the scoreboard in the first three quarters and the teams would combined for just 418 yards of total offense in the affair.

After a scoreless first quarter started what tied the lowest scoring first half in Liberty Bowl history, UCF finally broke scoring ice after gaining excellent field position at the Bulldog 46 early in the second period. The Knights then moved the ball 18 yards to set up a Michael Torres 45-yard field goal that just cleared the crossbar. UCF led 3-0 with 11:49 to go before the intermission.

After the Knights forced a State punt on the next drive, the Bulldogs got their first break of the afternoon. MSU's **Derek Pegues**, named the game's Most Valuable Player, picked off a pass at the Knight 46 and returned it 40 yards to the 6-yard line. UCF stood strong, however, and held MSU to a 22-yard **Adam Carlson** field goal, tying the game at the 6:02 mark.

UCF would have scoring chances on two consecutive drives in the third and fourth quarters but Torres, who came into the game having hit 19-of-21 field goals on the year, would miss from 32 and 37 yards on those drives, negating some offensive momentum that the Knights had built at that point in the contest.

Dixon ended the day with 86 yards on 24 carries for the Bulldogs, who managed just 198 yards from scrimmage the entire game.

The game's attendance of 63,816 established a Liberty Bowl record. The previous record of 61,497 was set in 1991 when the Bulldogs played Air Force.

UCF	0	3	0	0	=	3
Mississippi State	0	3	0	7	=	10

UCF — Torres 45 FG, 11:49, 2nd

MSU — Carlson 22 FG, 6:02, 2nd

MSU — Dixon 1 run.(Carlson kick), 1:54, 4th

	UCF	MSU
<b>First Downs</b>	13	10
<b>Rushes-Yards</b>	47-131	41-160
<b>Passing Yards</b>	88	39
<b>Passes (C-A-I)</b>	10-24-3	8-20-1
<b>Total Offense</b>	219	199
<b>Fumbles-Lost</b>	2-1	0-0
<b>Penalties-Yards</b>	3-25	5-45
<b>Time of Possession</b>	31:08	28:52

**RUSHING: (UCF)** Smith 35-119, Israel 11-13, Francis 1-(-1). **(MSU)** Dixon 24-86 TD, Burks 2-25, Carroll 6-21, Ducre 6-20, Smith 1-5, Hart 1-4, Team 1-(-1).

**PASSING: (UCF)** Israel 10-24-3-88. **(MSU)** Carroll 8-18-1-39, Henig 0-2-0-0.

**RECEIVING: (UCF)** Smith 3-12, Ross 2-27, Rabazinski 2-26, Watters 2-13, Aiken 1-10. **(MSU)** Ducre 3-10, Smith 2-7, Dixon 1-10, Hart 1-8, Burks 1-4.

**Attendance:** 63,816







# #21 MISSISSIPPI STATE 52

# MICHIGAN 14

January 1, 2011 • EverBank Field • Jacksonville, Fla.

It was an offensive clinic from start to finish for Mississippi State, as the Bulldogs manufactured 485 total yards en route to a dominating 52-14 win against Michigan in the 66th annual Gator Bowl at EverBank Field.

Mississippi State set several school bowl records with points scored (52) and margin of victory (38). In addition, the 485 total yards of offense were second only to the 499 gained against North Carolina in the 1974 Sun Bowl at game's end.

**Chris Relf**, named the game's MVP, completed 18 of his 23 passes for 281 yards and three touchdowns. Relf, a junior from Montgomery, Alabama, also scored on the ground from 1-yard out and finished with 311 total yards.

As prolific as MSU's offense was, so too was the defense. The Bulldogs held the Wolverines (7-6) to 342 yards, with 153 coming in the opening quarter. Michigan did enjoy a 14-10 lead after the first frame, but failed to score another point the remainder of the game.

Quarterback Denard Robinson was limited to a season-low 51 yards after grounding out 59 in the first quarter. Robinson's arm produced the game's first points when he connected with Roy Roundtree for a 10-yard scoring strike. MSU quickly answered, though, and evened the score when Relf hit **Arceto Clark** from 4 yards out.

On their next possession, the Bulldogs took their first lead at 10-7 on a 42-yard field goal by **Derek DePasquale**. Back came the Wolverines, however, who went back on top following a 27-yard touchdown pass from Robinson to Martavious Odoms.

That play, though, would be Michigan's last highlight of the game. From that point, it was all Mississippi State.

With 11:38 left in the first half, **Vick Ballard** scored the first of his three touchdowns to give MSU a 17-14 lead. Then with 6:35 remaining, Relf found the end zone to extend the advantage to 24-14.

But the Bulldogs weren't done, as they scored again with 25 seconds left, this time on a 15-yard pass from Relf to **Ricco Sanders**, his first career TD reception, for a 31-14 lead.

In the second half, the Bulldogs, who converted 9 of their 17 third-down attempts and were 5-of-5 on fourth down, got two more touchdowns from Ballard covering 1 and 7 yards. Ballard finished the year with 19 rushing touchdowns, breaking the single-season mark of 16 set by **Jackie Parker** in 1952.

MSU's final points were the result of a 31-yard pass from Relf to **Michael Carr**, the first touchdown of his career.

Mississippi State	10	21	14	7	=	52
Michigan	14	0	0	0	=	14

**MICH** - Roundtree 10 pass from Robinson (Gibbons kick), 10:56, 1st

**MSU** - Arceto Clark 4 yd pass from Chris Relf (D. DePasquale kick), 5:31, 1st

**MSU** - D. DePasquale 42 yd field goal, 2:23, 1st

**MICH** - Odoms, M. 27 yd pass from Robinson, D. (Gibbons, B. kick), 0:34, 1st

**MSU** - Vick Ballard 2 yd run (D. DePasquale kick), 11:38, 2nd

**MSU** - Chris Relf 1 yd run (D. DePasquale kick), 6:35, 2nd

**MSU** - Ricco Sanders 15 yd pass from Chris Relf (D. DePasquale kick), 0:25, 2nd

**MSU** - Vick Ballard 1 yd run (D. DePasquale kick), 6:19, 3rd

**MSU** - Vick Ballard 7 yd run (D. DePasquale kick), 0:10, 3rd

**MSU** - Michael Carr 31 yd pass from Chris Relf (D. DePasquale kick), 10:31, 4th

	MSU	MICH
<b>First Downs</b>	26	17
<b>Rushes-Yards</b>	58-204	25-88
<b>Passing Yards</b>	281	254
<b>Passes (C-A-I)</b>	18-23-1	27-41-1
<b>Total Offense</b>	485	342
<b>Fumbles-Lost</b>	0-0	1-1
<b>Penalties-Yards</b>	3-23	5-40
<b>Time of Possession</b>	35:15	24:45

**RUSHING: (MSU)** Vick Ballard 20-76; L. Perkins 9-40; Robert Elliott 6-36; Chris Relf 15-30; Adrian Marcus 7-24; Tyler Russell 1-minus 2. **(Michigan)** Robinson, D. 11-59; Shaw, Michael 4-19; Smith, Vincent 7-13; Toussaint, F. 2-5; Grady, Kelvin 1-minus 8.

**PASSING: (MSU)** Chris Relf 18-23-1-281. **(Michigan)** Robinson, D. 27-41-1-254.

**RECEIVING: (MSU)** Chris Smith 4-46; Michael Carr 3-65; Arceto Clark 3-45; L. Perkins 2-79; Ricco Sanders 2-23; Brandon Heavens 2-12; Vick Ballard 2-11. **(Michigan)** Roundtree, Roy 9-53; Stonum, Darryl 7-59; Hemingway, J. 4-49; Koger, Kevin 2-42; Smith, Vincent 2-17; Odoms, M. 1-27; Toussaint, F. 1-5; Shaw, Michael 1-2.

**Attendance:** 68,325



# MISSISSIPPI STATE WAKE FOREST

# 23 17

December 30, 2011 • LP Field • Nashville, Tenn.

Donning the maroon and white for the final time, senior running back **Vick Ballard** put the team on his back as he rushed for a career-high 180 yards and two touchdowns to propel Mississippi State to a 23-17 victory against Wake Forest in the Franklin American Mortgage Music City Bowl.

The Pascagoula, Mississippi, native was named MVP, while his production was the second best in MSU bowl history.

It was the Bulldogs' fifth consecutive bowl win, a streak that tied Rutgers for the longest in the nation at the time. MSU also improved to 9-6 in bowl outings, with a 4-2 mark against ACC foes.

Ballard deserves a bulk of the credit for MSU's latest achievement, breaking free down the sidelines for a 60-yard scoring scamper with 34 seconds left in the opening quarter to even the game at 7-apiece after the Demon Deacons had scored on a 14-yard run by Brandon Pendergrass.

In the second quarter, Mississippi State turned to its passing game to take the lead for good when senior quarterback **Chris Relf** connected with a wide open **Arceto Clark** for a 31-yard scoring strike and a 13-7 advantage following the missed PAT. The touchdown was set up when junior defensive end and All-American **Fletcher Cox** blocked a Wake Forest field goal.

The final points of the half resulted in a 33-yard **Derek DePasquale** field goal which put MSU up, 16-7.

In the second half, though, Wake Forest grabbed the early momentum when Tommy Bohanon closed the gap to 16-14 on a 1-yard plunge. However, it would be as close as the Demon Deacons would get.

Ballard made sure of that in the fourth quarter when he broke free for a 72-yard touchdown, the longest in MSU bowl history, to swell the lead to 23-14.

Wake would score again on a 46-yard field goal by Jimmy Newman, but from that point the MSU defense thwarted any comeback hopes by taking its play to another level.

Offensively, MSU outgained Wake, 382-287. Relf threw for 129 yards on 12-of-19 passing, while also rushing for another 64 yards.

The defense was led by the play of Cox and **Corey Broomfield**, who registered a career-best two tackles behind the line of scrimmage to go along with a team-high nine tackles. It was a unit that recorded 6.0 sacks, the most since having 7.0 in a 47-35 home win against No. 3 Florida on Sept. 30, 2000.



Mississippi State	7	9	0	7	=	23
Wake Forest	7	0	7	3	=	17

**WF** — Pendergrass 14 run (Newman kick), 4:24 1st

**MSU** — Vick Ballard 60 run (DePasquale kick), 3:04 1st

**MSU** — Arceto Clark 31 pass from Chris Relf (DePasquale kick failed), 12:41 2nd

**MSU** - DePasquale 33 yd field goal, 5:44 2nd

**WF** - Bohanon 1 run (Newman kick), 11:00 3rd

**MSU** - Vick Ballard 72 run (DePasquale kick), 12:53 4th

**WF** - Newman 46 yd field goal, 3:27 4th

	MSU	WF
<b>First Downs</b>	14	21
<b>Rushes-Yards</b>	39-253	38-63
<b>Passing Yards</b>	129	224
<b>Passes (C-A-I)</b>	12-20-2	26-48-0
<b>Total Offense</b>	382	287
<b>Fumbles-Lost</b>	3-2	0-0
<b>Penalties-Yards</b>	6-48	5-39
<b>Time of Possession</b>	24:10	35:50

**RUSHING: (MSU)** Ballard 14-180, Relf 15-64, Perkins 6-15, Team 2-(-2), Bumphis 2-(-4). **(WF)** Pendergrass 24-73, Reynolds 2-8, Givens 2-6, Bohanon 1-1, Team 1-(-1), Price 8-(-24).

**PASSING: (MSU)** Relf 12-19-2-129. **(WF)** Price 24-46-0-214, Wulfeck 1-1-0-1, Davis 1-1-0-9.

**RECEIVING: (MSU)** Smith 5-47, Clark 2-38, Ballard 2-9, M. Johnson 1-37, Perkins 1-1, Bumphis 1-(-3). **(WF)** Campanaro 10-128, Givens 9-54, Pendergrass 2-19, Parker 2-9, Price 1-9, Dembry 1-4, Bush 1-1.

**Attendance:** 55,208



# #20 MISSISSIPPI STATE NORTHWESTERN 20 34

January 1, 2013 • EverBank Field • Jacksonville, Fla.

The No. 20 Northwestern Wildcats (10-3) downed the Mississippi State Bulldogs (9-5), 34-20, in the TaxSlayer.com Gator Bowl.

Northwestern wasted no time getting on the board when Quentin Williams returned a **Tyler Russell** interception 29 yards just 47 seconds into the game.

Jeff Budzien added a pair of field goals on the Wildcats next two drives from 34 and 37 yards, respectively. The Bulldog defense then stopped the Northwestern offense on back-to-back drives leading to MSU's first points of the day.

**Devon Bell** got the scoring going with a 27-yard field goal. After MSU forced a three-and-out, Russell connected with **Arceto Clark** for an 18-yard touchdown and sent State to the locker room only trailing by three.

**Nickoe Whitley** stopped Northwestern's first drive of the second half with the first of his two interceptions on the day. Three minutes later, Bell tied his career-long with a 47-yard field goal to square the game at 13 apiece.

The Wildcats quickly retook the lead with a six-play, 76-yard drive that only took 1:12 off the clock and then added another touchdown with 1:35 left in the third quarter to take 27-13 lead into the final stanza.

MSU tacked on another touchdown when Russell floated a pass to **Malcolm Johnson** in the center of the end zone just 3:18 into the fourth quarter.

The MSU defense forced another three-and-out on Northwestern's next drive but, Russell's fourth interception of the day was returned 44 yards to the 5-yard line. The Wildcats punched in their final touchdown to secure the win.

**Josh Robinson** finished the game as State's leading rusher with 91 yards on seven carries. Junior **LaDarius Perkins** added 85 yards on 19 carries.

Clark finished with three catches for 36 yards and a touchdown, while Johnson hauled in two catches for 24 yards and a score. **Chad Bumphis** also grabbed three catches for 18 yards in his final game as a Bulldog.

Russell completed 12-of-28 for 106 yards, two touchdowns and four interceptions.



Mississippi State	0	10	3	7	=	20
Northwestern	10	3	14	7	=	34

**NU** - Williams 29 yd interception return (Budzien kick), 14:13 1st

**NU** - Budzien 34 yd field goal, 4:49 1st

**NU** - Budzien 37 yd field goal, 14:48 2nd

**MSU** - Devon Bell 27 yd field goal, 4:48 2nd

**MSU** - Arceto Clark 18 yd reception from Tyler Russell (Bell kick), 1:06, 2nd

**MSU** - Bell 47 yd field goal, 10:37 3rd

**NU** - Jones 3 yd run (Budzien kick), 9:25 3rd

**NU** - Siemian 4 yd run (Budzien kick), :26 3rd

**MSU** - Malcolm Johnson 14 yd reception from Russell (Bell kick), 11:42 4th

**NU** - Mark 3 yd run (Budzien kick) 8:10 4th

	MSU	NU
<b>First Downs</b>	18	19
<b>Rushes-Yards</b>	33-186	40-161
<b>Passing Yards</b>	106	196
<b>Passes (C-A-I)</b>	12-29-4	21-36-3
<b>Total Offense</b>	292	357
<b>Fumbles-Lost</b>	0-0	1-0
<b>Penalties-Yards</b>	6-47	2-20
<b>Time of Possession</b>	26:12	33:48

**RUSHING: (MSU)** Perkins 19-91, Robinson 7-91, Prescott 2-20, Bumphis 1-3, Russell 4-11. **(NU)** Colter 11-73, Mark 13-60, Siemian 2-14, Jones 6-14, Trumpy 3-7, Riley 2-5, Team 3-0.

**PASSING: (MSU)** Russell 12-28-4-106, Prescott 0-1-0-0. **(NU)** Siemian 12-20-1-120, Colter 9-16-2-76.

**RECEIVING: (MSU)** Clark 3-36, M. Johnson 2-24, Smith 2-24, Bumphis 3-18, Marcus 1-7, Robinson 1-(-3) **(NU)** Vitale 7-82, Fields 2-41, Jones 5-39, Lawrence 2-18, Prater 2-7, Riley 1-6, Mark 2-3

Attendance: 48,612



# MISSISSIPPI STATE RICE

# 44 7

December 31, 2013 • Liberty Bowl Memorial Stadium • Memphis, Tenn.

Mississippi State ended the year and its 2013 season with a fitting celebration, ousting the Rice Owls, 44-7, to claim victory in the 55th AutoZone Liberty Bowl. The margin of victory was the largest in any bowl game played 2013.

With the win, the Bulldogs secured their fourth straight winning season and **Dan Mullen** earned the record for most bowl wins by any MSU coach ever.

State dominated the game on both sides of the ball, with the defense holding Rice's top-15 national rushing attack to only 61 yards on the ground in the game, while the Bulldog offense racked up 533 total yards on the other side of the ball.

After the Owls took an early 7-0 lead, the Bulldogs went on to score 44 unanswered points in the convincing win. Five different State players scored touchdowns in the contest.

State set school and Liberty Bowl records in the game. Sophomore quarterback **Dak Prescott** accounted for five touchdowns responsible for (a Liberty Bowl record) while throwing for 283 yards and three scores and rushing for two others. Junior receiver **Jameon Lewis** set the all-time MSU record for receiving yards in any game - regular or post season - with 220 yards on nine catches.

MSU ended 2013 on a flurry, winning consecutive overtime games at Arkansas and against arch rival Ole Miss at home to become bowl eligible.



Rice	7	0	0	0	=	7
Mississippi State	7	20	14	3	=	44

**RICE** — Charles Ross 1 yd run (Boswell kick), 6:41 1st

**MSU** — LaDarius Perkins 10 yd pass from Dak Prescott (Sobiesk kick), 2:01 1st

**MSU** — Ashton Shumpert 1 yd run (Sobiesk kick), 9:49 2nd

**MSU** — Malcolm Johnson 13 yd pass from Dak Prescott (kick blocked), 4:32 2nd

**MSU** — Artimus Samuel 4 yd pass from Dak Prescott (Sobiesk kick), 0:10 2nd

**MSU** — Dak Prescott 5 yd run (Sobiesk kick), 7:25 3rd

**MSU** — Dak Prescott 11 yd run (Sobiesk kick), 1:42 3rd

**MSU** — Taylor Earhart 19 yd field goal, 4:45 4th

	RICE	MSU
<b>First Downs</b>	7	27
<b>Rushes-Yards</b>	32-61	46-239
<b>Passing Yards</b>	84	294
<b>Passes (C-A-I)</b>	8-16-0	18-30-0
<b>Total Offense</b>	145	533
<b>Fumbles-Lost</b>	2-1	1-1
<b>Penalties-Yards</b>	3-18	2-30
<b>Time of Possession</b>	24:42	35:18

**RUSHING: (RICE)** Charles Ross 10-28, Jowan Davis 7-21, Luke Turner 4-17, Dennis Parks 1-2, Team 1-(-1), Taylor McHargue 6-(-2), Driphus Jackson 3-(-4). **(MSU)** Dak Prescott 14-78, LaDarius Perkins 13-47, Josh Robinson 3-45, Ashton Shumpert 7-29, Nick Griffin 4-18, Damian Williams 3-11, Sam Cowart 1-6, Josh Hand 1-5.

**PASSING: (RICE)** Taylor McHargue 8-15-0-84, Driphus Jackson 0-1-0-0. **(MSU)** Dak Prescott 17-28-0-283, Damian Williams 1-2-0-11.

**RECEIVING: (RICE)** Dennis Parks 3-38, Connor Cella 1-19, Klein Kubiak 1-15, Donte Moore 1-6, Andre Gautreaux 1-4, Jordan Taylor 1-2. **(MSU)** Jameon Lewis 9-220, De'Runnya Wilson 3-37, Malcolm Johnson 1-13, LaDarius Perkins 1-10, Robert Johnson 1-10, Artimus Samuel 1-4, Joshn Robinson 1-3, Ashton Shumpert 1-(-3).

Attendance: 57,846



#7  
#12MISSISSIPPI STATE  
GEORGIA TECH34  
49

December 31, 2014 • Sun Life Stadium • Miami Gardens, Fla.

Mississippi State fell behind 14-0 in the first quarter and Georgia Tech's triple-option attack proved to be the difference in a 49-34 score in the 2014 Capital One Orange Bowl at Sun Life Stadium. It was the Bulldogs' first appearance in the contest in 73 years, capping a 10-win season.

A turnover on MSU's first possession led to a Tech touchdown, setting the tone for the rest of the evening. Both teams combined for nearly 1,200 total yards with most of State's coming through the air and nearly all of Tech's on the ground.

MSU junior quarterback **Dak Prescott** set several records over the course of the evening, throwing for over 400 yards and becoming the all-time record Bulldog holder for yards in a career at MSU, surpassing **Don Smith**. He also set the school single-game record for total offense with exactly 500 yards against Tech, 453 coming through the air. The highlight of the evening was Prescott's Hail Mary 42-yard touchdown pass to **Fred Ross** as time expired in the first half. Ross caught the touchdown off a deflection in the end zone that pulled the Bulldogs to within 21-20.

However, Tech's ground attack quickly got rolling in the second half with a 69-yard touchdown run a minute into the third quarter. The Yellow Jackets scored 21 straight points. MSU's **De'Runnya Wilson** caught two touchdown passes in the fourth quarter but it proved to be too late.



Mississippi State	0	20	0	14	=	34
Georgia Tech	14	7	21	7	=	49

**GT** — Synjyn Days 3 yd run (Butker kick), 12:38 1st  
**GT** — Darren Waller 41 yd pass from Justin Thomas (Butker kick), 2:37 1st  
**MSU** — Evan Sobiesk 32 yd field goal, 12:57 2nd  
**MSU** — Dak Prescott 5 yd run (Sobiesk kick), 9:53 2nd  
**MSU** — Evan Sobiesk 30 yd field goal, 5:12 2nd  
**GT** — Justin Thomas 13 yd run (Butker kick), 00:29 2nd  
**MSU** — Fred Ross 42 yd pass from Dak Prescott (Sobiesk kick), 00:00 2nd  
**GT** — Synjyn Days 69 yd run (Butker kick), 14:05 3rd  
**GT** — Justin Thomas 32 yd run (Butker kick), 7:58 3rd  
**GT** — Justin Thomas 15 yd run (Butker kick), 4:17 3rd  
**MSU** — De'Runnya Wilson 7 yd pass from Dak Prescott (Sobiesk kick), 14:53 4th  
**GT** — Synjyn Days 4 yd run (Butker kick), 11:54 4th  
**MSU** — De'Runnya Wilson 12 yd pass from Dak Prescott (Sobiesk kick), 2:20 4th

	MSU	GT
First Downs	33	26
Rushes-Yards	33-152	61-452
Passing Yards	453	125
Passes (C-A-I)	33-51-1	7-12-1
Total Offense	605	577
Fumbles-Lost	1-1	1-0
Penalties-Yards	5-40	3-45
Time of Possession	25:13	34:47

**RUSHING: (MSU)** Josh Robinson 13-75, Dak Prescott 15-47, Ashton Shumpert 4-25, Jameon Lewis 1-5. **(GT)** Synjyn Days 21-171, Justin Thomas 14-121, Zach Laskey 10-63, Charles Perkins 7-59, Deon Hill 5-23, B.J. Bostic 2-15, Dennis Andrews 1-1.

**PASSING: (MSU)** Dak Prescott 33-51-1-453. **(GT)** Justin Thomas 7-12-1-125.

**RECEIVING: (MSU)** Joe Morrow 6-117, De'Runnya Wilson 9-105, Fred Ross 6-102, Jameon Lewis 5-63, Malcolm Johnson 3-36, Robert Johnson 2-17, Gus Walley 1-7, Fred Brown 1-6. **(GT)** Darren Waller 5-114, Micheal Summers 2-11.

Attendance: 58,211



# NC STATE MISSISSIPPI STATE

# 28 51

December 30, 2015 • Bank of America Stadium • Charlotte, N.C.

In a fitting end to the greatest career in MSU history, **Dak Prescott** threw for a then-Belk Bowl-record 380 yards and four touchdowns on a rain-soaked field as MSU capped a nine-win season with a 51-28 blowout of NC State in Charlotte.

Selected the game MVP, Prescott completed 25-of-42 passes and ran for 47 yards joining Colin Kaepernick, Tim Tebow, Dan LeFevour as the only players in FBS history to throw for 9,000 yards and run for 2,500 yards in a career. The Bulldog defense set the tone early. On the first play from scrimmage, defensive end **Jonathan Calvin** hit Jacoby Brissett as he released the ball and linebacker **Gerri Green** came up with the diving interception. Five plays later, **Fred Ross** hauled in a pass from Prescott in the left flat, turned up the left sideline and raced 14 yards for a score.

Brissett had another pass picked off later in the first quarter and Prescott capitalized by finding **De'Runnya Wilson** for a 28-yard scoring strike. MSU made it 21-0 when Ross scored on a 33-yard reverse.

Prescott lobbed his third TD pass of the game to Holloway over a blitzing defense to put the Bulldogs up 37-21 late in the third quarter. The senior quarterback hit Holloway in stride on a go route along the right sideline for a 55-yard touchdown in the fourth quarter.

**Beniquez Brown** and **J.T. Gray** led all tacklers with nine.

Prescott was lifted in the final minute to a standing ovation. The win propelled MSU to back-to-back seasons of at least nine victories for the first time in school history.



NC State	0	14	7	7	=	28
Mississippi State	14	17	6	14	=	51

**MSU** — Fred Ross 14 yd pass from Dak Prescott (Graves kick), 13:33 1st  
**MSU** — De'Runnya Wilson 28 yd pass from Dak Prescott (Graves kick), 3:31 1st  
**MSU** — Fred Ross 33 yd run (Graves kick), 12:17 2nd  
**NCSU** — Pharoah McKeever 82 yd pass from Jacoby Brissett (Bambard kick), 11:16 2nd  
**NCSU** — Jaylen Samuels 48 yd run (Bambard kick), 6:43 2nd  
**MSU** — Justin Malone 0 yd fumble recovery (Graves kick), 3:18 2nd  
**MSU** — Westin Graves 39 yd field goal, 0:14 2nd  
**NCSU** — Jacoby Brissett 3 yd run (Bambard kick) 7:20 3rd  
**MSU** — Brandon Holloway 10 yd pass from Dak Prescott (kick failed), 1:16 3rd  
**MSU** — Brandon Holloway 55 yd pass from Dak Prescott (Graves kick), 9:41 4th  
**MSU** — Aeris Williams 33 yd run (Graves kick), 5:38 4th  
**NCSU** — Jaylen Samuels 1 yd run (Bambard kick), 0:45 4th

	NCSU	MSU
First Downs	20	26
Rushes-Yards	51-210	35-189
Passing Yards	214	380
Passes (C-A-I)	12-28-2	25-42-1
Total Offense	424	569
Fumbles-Lost	1-0	3-0
Penalties-Yards	4-50	5-55
Time of Possession	32:05	27:55

**RUSHING: (NCSU)** Nyheim Hines 13-70; Jacoby Brissett. 26-67; Jaylen Samuels 3-53; Dawaka Nichols 6-22; Bra'Lon Cherry. 1-0; TEAM 2-minus 2. **(MSU)** - Dak Prescott 12-47; Brandon Holloway 13-41; Aeris Williams 3-39; Fred Ross 1-33; Ashton Shumpert 5-27; Dontavian Lee 1-2; Justin Malone 0-0.

**PASSING: (NCSU)** - Jacoby Brissett 12-28-2-214. **(MSU)** - Dak Prescott 25-42-1-380.

**RECEIVING: (NCSU)** - Jumichael Ramos 5-75; David Grinnage 2-18; Johnathan Alston 2-16; Pharoah McKeever 1-82; Bra'Lon Cherry 1-25; Jaylen Samuels; TEAM 1-minus 2. **(MSU)** - Fred Ross 7-74; De'Runnya Wilson 5-96; Brandon Holloway 4-78; Malik Dear 3-25; Fred Brown 2-41; Donald Gray 2-40; Darriion Hutcherson 2-26.

Attendance: 46,423



# MIAMI [OHIO] MISSISSIPPI STATE

# 16 17

December 26, 2016 • Tropicana Field • St. Petersburg, Fla.

A pair of blocked kicks, a field goal and two touchdown runs from quarterback **Nick Fitzgerald** led Mississippi State to a 17-16 victory over Miami [Ohio] in the 2016 St. Petersburg Bowl. With some last-second theatrics, State's **Nelson Adams** blocked Miami's potential game-winning field goal attempt with five seconds left to lift MSU to the win.

It was MSU's second block of the game with the Bulldogs' **Johnathan Calvin** also knocking down a Miami extra point attempt early in the game that would ultimately provide the one-point difference in State's triumph. Fitzgerald was named MVP of the game after totaling 268 yards and two touchdowns. He completed 13-of-26 passes for 126 yards, while he tied **Anthony Dixon's** program record with his eighth 100-yard rushing game of the year, running for a total of 142 yards and two touchdowns.

After a slow start to the game (State trailed 9-0 in the second quarter), MSU's offense began to pick up near the end of the first half, scoring on a 2-yard keeper by Fitzgerald with 22 seconds left before the intermission. Following a 44-yard touchdown run by Fitzgerald and an interception by sophomore cornerback **Jamoral Graham** in the third quarter, junior place kicker **Westin Graves** gave MSU its first lead of the game in the fourth quarter, hitting a 36-yard field goal to put the Bulldogs up 17-16.

The Bulldogs were paced defensively by senior linebacker **Richie Brown** with nine tackles, in addition to a forced fumble.

<b>Miami [Ohio]</b>	<b>3</b>	<b>6</b>	<b>7</b>	<b>0</b>	<b>=</b>	<b>16</b>
<b>Mississippi State</b>	<b>0</b>	<b>7</b>	<b>7</b>	<b>3</b>	<b>=</b>	<b>17</b>

**MIAMI** — Nick Dowd 18 yd field goal, 10:07 1st

**MIAMI** — James Gardner 6 yd pass from Gus Ragland (Nick Dowd kick blocked), 8:36 2nd

**MSU** — Nick Fitzgerald 2 yd run (Westin Graves kick), 0:22 2nd

**MIAMI** — Ryan Smith 1 yd pass from Gus Ragland (Nick Dowd kick), 8:11 3rd

**MSU** — Nick Fitzgerald 44 yd run (Westin Graves kick), 4:15 3rd

**MSU** — Westin Graves 36 yd field goal, 12:03 4th

	<b>MIAMI</b>	<b>MSU</b>
<b>First Downs</b>	24	18
<b>Rushes-Yards</b>	35-170	33-199
<b>Passing Yards</b>	263	136
<b>Passes (C-A-I)</b>	22-31-1	13-27-0
<b>Total Offense</b>	433	335
<b>Fumbles-Lost</b>	1-1	0-0
<b>Penalties-Yards</b>	3-30	2-25
<b>Time of Possession</b>	35:08	24:52

**RUSHING: (MIAMI)** Kenny Young 9-67; Gus Ragland 17-62; Maurice Thomas 3-33; Alonzo Smith 4-20; Team 2-0. **(MSU)** - Nick Fitzgerald 18-134; Aeris Williams 12-64; Malik Dear 1-3; Ashton Shumpert 1-2; Team 1-0.

**PASSING: (MIAMI)** - Gus Ragland 22-30-1-263; Rokeem Williams 0-1-0-0 **(MSU)** - Nick Fitzgerald 13-26-0-136; Damian Williams 0-1-0-0

**RECEIVING: (MIAMI)** - Ryan Smith 7-72; James Gardner 5-92; Rokeem Williams 4-38; Kenny Young 3-29; Jared Murphy 1-20; Maurice Thomas 1-6; Alexx Zielinski 1-6. **(MSU)** - Fred Ross 4-44; Malik Dear 2-19; Donald Gray 2-18; Aeris Williams 1-24; Farrod Green 1-13; Keith Mixon 1-11; Justin Johnson 1-8.

**Attendance:** 15,717





# #23 LOUISVILLE MISSISSIPPI STATE 27 31

December 30, 2017 • EverBank Field • Jacksonville, Fla.

With an interim coaching staff in place and injuries keeping big-time play makers off the field, true freshman **Keytaon Thompson**, in his first-ever start at quarterback, turned in a record-breaking performance against Heisman Trophy winner Lamar Jackson and Louisville as MSU capped off a nine-win season and earned the program's third consecutive bowl victory ousting the Cardinals 31-27 in Jacksonville.

Thompson finished 11-of-20 passing for 127 yards and one interception. The true freshman quarterback posted an MSU bowl record with 27 rushing attempts for 147 yards and three rushing scores. Ultimately, MSU racked up 404 yards of offense behind Thompson's leadership.

MSU's defense kept Jackson contained as the Bulldog defense recorded six pass break-ups, 6.0 sacks and four interceptions. Selected as the TaxSlayer Bowl MVP, **Mark McLaurin** tallied three of MSU's four interceptions to set an MSU bowl record.

Louisville led 21-17 at halftime and 24-17 through three quarters, but State rallied to outscore the Cardinals, 14-3, in the final quarter on the strength of two of Thompson's three rushing touchdowns, as well as two of McLaurin's three interceptions.



Louisville	7	14	3	3	=	27
Mississippi State	14	3	0	14	=	31

**MSU** — Aeris Williams 5 yd run (Christmann kick), 10:47 1st

**LOU** — Charles Standberry 5 yd pass from Lamar Jackson (Creque kick), 6:35 1st

**MSU** — Keytaon Thompson 14 yd run (Christmann kick), 3:11 1st

**LOU** — Lamar Jackson 13 yd run (Creque kick), 10:29 2nd

**MSU** — Jace Christmann 23 yd field goal, 4:21 2nd

**LOU** — Jay Smith 11 yd pass from Lamar Jackson (Creque kick), 0:19 2nd

**LOU** — Blanton Creque 23 yd field goal, 3:14 3rd

**MSU** — Keytaon Thompson 2 yd run (Christmann kick), 13:22 4th

**LOU** — Blanton Creque 31 yd field goal, 7:38 4th

**MSU** — Keytaon Thompson 1 yd run (Christmann kick), 3:39 4th

	LOU	MSU
First Downs	20	23
Rushes-Yards	39-187	55-277
Passing Yards	171	127
Passes (C-A-I)	13-31-4	11-20-1
Total Offense	358	404
Fumbles-Lost	1-0	2-2
Penalties-Yards	6-42	11-100
Time of Possession	30:21	29:39

**RUSHING: (LOU)** - Lamar Jackson 24-158; Reggie Bonnafon 7-8; Malik Williams 5-13; Dae Williams 3-3. **(MSU)** - Keytaon Thompson 27-147; Aeris Williams 12-88; Kylin Hill 8-29; Nick Gibson 6-13; Jesse Jackson 1-1; TEAM 1-minus 1.

**PASSING: (LOU)** - Lamar Jackson 13-31-4-171. **(MSU)** - Keytaon Thompson 11-20-1-127.

**RECEIVING: (LOU)** - Jaylen Smith 7-107; Seth Dawkins 3-38; Charles Standberry 2-10; Kemari Averett 1-16. **(MSU)** - Jesse Jackson 3-38; Jordan Thomas 2-36; Reggie Todd 2-32; Jamal Couch 2-28; Dedrick Thomas 2-minus 7.

**Attendance:** 41,310





# #18 MISSISSIPPI STATE IOWA

# 22 27

January 1, 2019 • Raymond James Stadium • Tampa, Fla.

A late fourth-quarter comeback attempt fell just short for No. 18 Mississippi State on New Year's Day as the Bulldogs dropped a 27-22 decision to Iowa in the Outback Bowl. **Nick Fitzgerald** led the Bulldog offense into Iowa territory with seconds remaining in the contest, but a failed fourth-down attempt handed the victory to the Hawkeyes.

MSU got out to a 6-0 lead with a pair of first-quarter field goals by **Jace Christmann**, but the Hawkeyes cut State's lead in half with a 44-yard kick by Miguel Recinos. Iowa then scored a pair of touchdowns through the air, with Nate Stanley hitting Nick Easley and Ihmir Smith-Marsette, respectively, to give the Hawkeyes a 17-6 lead at the half.

The Bulldogs would come out of the locker room hot to score a pair of touchdowns within 18 seconds of one another. A **Willie Gay Jr.**, interception return to the Iowa 6-yard line set up **Kylin Hill's** 1-yard push over the goal line on a swing pass from Fitzgerald. A few seconds later, **Mark McLaurin** recovered a fumble on the kickoff return at the Iowa 33. The next play, Fitzgerald scampered for his 101st career touchdown to give State a 19-17 lead.

Iowa would reclaim the lead at 24-19 on an 8-yard touchdown catch by Easley late in the third quarter. Christmann and Recinos exchanged field goals in the fourth, giving Iowa a 27-22 advantage with 5:51. State regained possession with 2:22 left, having to go 68 yards to score the go-ahead touchdown, but with no timeouts remaining. Fitzgerald led the MSU offense into Hawkeye territory, but the nine-play drive ended on an incomplete fourth-down pass with 25 seconds left, turning the ball over on downs. Iowa took a knee to secure the victory.

In his final game as a Bulldog, Fitzgerald totaled 255 yards of total offense, passing for 152 while gaining 103 on the ground for his 21st 100-yard rushing performance. Also playing in his final game at MSU, **Jeffery Simmons** highlighted the defense, notching 1.0 sack and 2.5 tackles for loss to pace the Maroon and White.



Mississippi State	6	0	13	3	=	22
Iowa	0	17	7	3	=	27

MSU - Jace Christmann 44 yd field goal, 6:37 1st

MSU - Jace Christmann 42 yd field goal, 0:45 1st

IOWA - Miguel Recinos 44 yd field goal, 10:02 2nd

IOWA - Nick Easley 75 yd pass from Nate Stanley (Miguel Recinos kick), 7:55 2nd

IOWA - Ihmir Smith-Marsette 15 yd pass from Nate Stanley (Miguel Recinos kick), 6:18 2nd

MSU - Kylin Hill 1 yd pass from Nick Fitzgerald (Nick Fitzgerald pass failed), 11:26 3rd

MSU - Nick Fitzgerald 33 yd run (Jace Christmann kick), 11:08 3rd

IOWA - Nick Easley 8 yd pass from Nate Stanley (Miguel Recinos kick), 1:55 3rd

MSU - Jace Christmann 20 yd field goal, 12:04 4th

IOWA - Miguel Recinos 40 yd field goal, 5:51 4th

	MSU	IOWA
First Downs	15	11
Rushes-Yards	42-190	20-(1-15)
Passing Yards	152	214
Passes (C-A-I)	14-32-2	21-31-1
Total Offense	342	199
Fumbles-Lost	1-1	1-1
Penalties-Yards	8-90	0-0
Time of Possession	33:34	26:26

**RUSHING:** (MSU) - Nick Fitzgerald 20-103; Kylin Hill 12-43; Aeris Williams 6-22; Nick Gibson 1-12; Keytaon Thompson 3-10. (IOWA) - Toren Young 3-7; Ihmir Smith-Marsette 5-0; Team 1-minus 1; Mekhi Sargent 7-minus 3; Nate Stanley 4-minus 18.

**PASSING:** (MSU) - Nick Fitzgerald 14-32-2-152. (IOWA) - Nate Stanley 21-31-1-214.

**RECEIVING:** (MSU) - Stephen Guidry 1-51; Osirus Mitchell 2-42; Aeris Williams 3-19; Dedrick Thomas 2-16; Kylin Hill 3-12; Farrod Green 1-7; Justin Johnson 2-5. (IOWA) - Nick Easley 8-104; T.J. Hockenson 3-43; Brandon Smith 3-33; Ihmir Smith-Marsette 4-29; Mekhi Sargent 1-4; Toren Young 2-1.

Attendance: 40,518



# MISSISSIPPI STATE LOUISVILLE

# 28 38

December 30, 2019 • Nissan Stadium • Nashville, Tenn.

Mississippi State dropped a 38-28 decision to Louisville in the Music City Bowl. **Tommy Stevens**, in his final game as a Bulldog, led Mississippi State's offensive attack, registering 221 yards through the air and 71 on the ground. **Stephen Guidry** was the Bulldogs' leading receiver, notching 76 yards on a career-high six receptions as he accounted for one touchdown.

**Willie Gay Jr.** paced the Bulldog defense with a career-high 11 total tackles, all of which were solo. **Marcus Murphy** and **Tim Washington** followed with 10 and eight stops, respectively. **Kobe Jones** tallied two sacks, the most of his career, while **Marquiss Spencer** and **Aaron Brule** each recorded one. Brule's sack marked the first of his career.

Gay Jr. forced a fumble that was recovered by Washington, for the first fumble recovery of his career. Gay Jr. has recorded an interception, forced fumble or fumble recovery in seven of his last nine games.

With Washington's takeaway, State has collected at least one takeaway in 26 of their last 29 games and has compiled 51 over the stretch.

State raced out to a 14-0 lead at the 10:19 mark in the second quarter after a pair of rushing touchdowns by seniors **Stevens** and **Nick Gibson**.

Louisville found the endzone four times and added a field goal for 31 unanswered points in the second, third and fourth quarters to gain a 31-14 advantage with 13:52 remaining in the contest.

Stevens led the Bulldogs on a 75-yard march to the end zone, highlighted by a 23-yard pass to **Osirus Mitchell** and two receptions by **Farrod Green** and **Geor'quarius Spivey** that resulted in 20 yards. The drive culminated with an 18-yard pass to Guidry to cut the Cardinals' lead to 31-21 at the 10:25 mark.

Louisville extended their lead to 17 as Javian Hawkins capped off a six-play drive with a 5-yard rush into the end zone. Hawkins also recorded a 24-yard rush during the drive.

Stevens scampered 22 yards before connecting on a 20-yard pass to Guidry and 16-yard pass to Green to land at Louisville's 35-yard line. Three plays later, Stevens found Mitchell from 24 yards out to bring the Bulldogs to a final margin of 38-28.



Mississippi State	7	7	0	14	=	28
Louisville	0	10	14	14	=	38

**MSU** - Tommy Stevens 3 yd run (Jace Christmann kick), 4:48 1st

**MSU** - Nick Gibson 3 yd run (Jace Christmann kick), 10:19 2nd

**LOU** - Marshon Ford 33 yd pass from Tutu Atwell (Ryan Chalifoux kick), 7:57 2nd

**LOU** - Ryan Chalifoux 31 yd field goal, 0:00 2nd

**LOU** - Devante Peete 24 yd pass from Micale Cunningham (Ryan Chalifoux kick), 5:01 3rd

**LOU** - Khane Pass 31 yd fumble recovery (Ryan Chalifoux kick), 2:51 3rd

**LOU** - Marshon Ford 8 yd pass from Micale Cunningham (Ryan Chalifoux kick), 13:52 4th

**MSU** - Stephen Guidry 18 yd pass from Tommy Stevens (Jace Christmann kick), 10:25 4th

**LOU** - Javian Hawkins 5 yd run (Ryan Chalifoux kick), 2:13 4th

**MSU** - Osirus Mitchell 24 yd pass from Tommy Stevens (Jace Christmann kick), 0:27 4th

	MSU	LOU
<b>First Downs</b>	24	23
<b>Rushes-Yards</b>	36-145	44-198
<b>Passing Yards</b>	221	312
<b>Passes (C-A-I)</b>	17-26-0	17-25-0
<b>Total Offense</b>	366	510
<b>Fumbles-Lost</b>	4-2	1-1
<b>Penalties-Yards</b>	2-20	6-50
<b>Time of Possession</b>	28:26	31:34

**RUSHING: (MSU)** - Tommy Stevens 17-71; Nick Gibson 8-54; Lee Witherspoon 4-17; Kylin Hill 7-3.

**(LOU)** - Javian Hawkins 23-105; Micale Cunningham 16-81; Tutu Atwell 1-9; Hassan Hall 3-4; Team 1-minus 1.

**PASSING: (MSU)** - Tommy Stevens 17-26-0-221. **(LOU)** - Micale Cunningham 16-23-0-279; Tutu Atwell 1-2-0-33.

**RECEIVING: (MSU)** - Stephen Guidry 6-76; Farrod Green 3-23; Osirus Mitchell 2-47; Javonte Payton 2-39; Geor'quarius Spivey 1-13; Dedrick Thomas 1-11; Nick Gibson 1-6; Kylin Hill 1-6. **(LOU)** - Tutu Atwell 9-147; Marshon Ford 3-53; Dez Fitzpatrick 2-37; Justin Marshall 1-29; Devante Peete 1-24; Jordan Davis 1-22.

**Attendance:** 46,850



# #22 TULSA MISSISSIPPI STATE

# 26 28

December 31, 2020 • Amon G. Carter Stadium • Fort Worth, Texas

Mississippi State brought 2020 to a close with a victory as the Bulldogs edged No. 24 Tulsa 28-26 in the Lockheed Martin Armed Forces Bowl at Amon G. Carter Stadium.

The game started in exciting fashion as MSU's freshman **Lideatrick Griffin** returned the opening kickoff 53 yards to the Tulsa 39-yard line. Just three plays later, **Jo'quavious Marks** darted into the end zone for a 28-yard rushing touchdown, and State led 7-0 just 1:19 into the contest.

The remainder of the first half took a turn very much to the defensive side of the ball, as the Golden Hurricane managed only a pair of field goals. The Bulldogs led 7-6 at the intermission.

In the second half, both teams' offenses seemed to get back on track. After forcing a three-and-out on Tulsa's first drive of the third quarter, State marched 64 yards on nine plays for a touchdown. Quarterback **Will Rogers** capped the drive with a 13-yard scoring rush. Tulsa answered with a 7-play, 75-yard drive, Deric Prince scampering in from 14 yards out to cut the State lead back to one at 14-13.

Tulsa would force a turnover on downs on MSU's next drive, but the Bulldogs would return the favor on the ensuing drive when **Emmanuel Forbes** picked off TU quarterback Zach Smith and returned it 90 yards for a touchdown. State led 21-13 with 3:29 remaining in the third period.

After an MSU punt attempt went awry and left the Golden Hurricane with excellent field position, Tulsa drove 32 yards for a score. However, the ensuing two-point try failed, leaving the Bulldogs in the lead at 21-19 with 12:30 to go in regulation.

State then answered with a solid 11-play, 65-yard jaunt to take a 28-19 advantage. Rogers found Griffin on a 13-yard touchdown strike to cap the 4:29 march. The play ended a huge day for Griffin who amassed 155 all-purpose yards, including two kick returns of 40-plus yards.

The Bulldogs would then get what would seemingly be the game clincher late in the fourth. With Tulsa driving inside the MSU 10-yard line, State's **Tyrus Wheat** intercepted Smith. Though the play didn't totally end the game, it did two big things at the time - halted a potential TU touchdown and gave State possession with the opportunity to run more time off the clock.

The Golden Hurricane was able to stop State quickly on the ensuing drive and score a touchdown to cut the margin to two at 28-26 with 1:23 on the clock. Tulsa's onside kick attempt was recovered by the Bulldogs and, as TU had no timeouts remaining, MSU was able to run the clock out for the victory.



Tulsa	0	6	7	13	=	26
Mississippi State	7	0	14	7	=	28

**MSU** - Jo'quavious Marks 28 yd run (Jace Christmann kick), 13:41 1st

**TLS** - Zack Long 27 yd field goal, 11:15 2nd

**TLS** - Zack Long 33 yd field goal, 2:34 2nd

**MSU** - Will Rogers 13 yd run (Jace Christmann kick), 9:04 3rd

**TLS** - Deric Prince 14 yd run (Zack Long kick), 6:37 3rd

**MSU** - Emmanuel Forbes 90 yd interception return (Jace Christmann kick), 3:29 3rd

**TLS** - Corey Taylor II 5 yd run (Zach Smith pass failed), 12:30 4th

**MSU** - Lideatrick Griffin 13 yd pass from Will Rogers (Jace Christmann kick), 8:01 4th

**TLS** - Keylon Stokes 15 yd pass from Zach Smith (Zack Long kick), 1:23 4th

	TLS	MSU
<b>First Downs</b>	27	16
<b>Rushes-Yards</b>	40-137	30-123
<b>Passing Yards</b>	347	148
<b>Passes (C-A-I)</b>	26-46-2	19-30-0
<b>Total Offense</b>	484	271
<b>Fumbles-Lost</b>	0-0	0-0
<b>Penalties-Yards</b>	7-66	11-102
<b>Time of Possession</b>	31:19	28:41

**RUSHING: (MSU)** - Jo'quavious Marks 11-72; Dillon Johnson 10-57; Lee Witherspoon 2-9; Team 2-minus 6; Will Rogers, 5-minus 9. **(TLS)** - Corey Taylor II 20-85; Deric Prince 8-41; JuanCarlos Santana 1-6; Keylon Stokes 1-4; Zach Smith 10-1.

**PASSING: (MSU)** - Will Rogers 19-30-0-148. **(TLS)** - Zach Smith 26-46-2-347.

**RECEIVING: (MSU)** - Austin Williams 3-42; Jo'quavious Marks 4-30; Jaden Walley 4-27; Lideatrick Griffin 2-17; Malik Heath 3-16; Dillon Johnson 2-13; Osirus Mitchell 1-3. **(TLS)** - Keylon Stokes 9-117; JuanCarlos Santana 4-112; Malik Rodgers 5-51; Sam Crawford Jr. 4-41; Josh Stewart 2-17; Corey Taylor II 1-5; Josh Johnson 1-4.

**Attendance:** 9,000





# TEXAS TECH MISSISSIPPI STATE

# 34 7

December 29, 2021 • Liberty Bowl Memorial Stadium • Memphis, Tenn.

Playing in a postseason game for the 12th straight season, Mississippi State saw its 2021 campaign conclude with a 34-7 loss to Texas Tech in the AutoZone Liberty Bowl on Tuesday.

The Bulldogs finished the year with an overall record of 7-6, including three wins over opponents ranked in the final College Football Playoff Top 25.

MSU was unable to add to its solid season Tuesday. The Red Raiders put together a scoring drive on the game's opening series and the Bulldogs played from behind the rest of the evening.

Texas Tech built itself a 10-0 lead through one quarter before State answered. Early in the second quarter, the Bulldogs constructed a 10-play, 75-yard drive that was capped off by a 17-yard touchdown pass from Will Rogers to Rara Thomas. That cut the State deficit to 10-7, but it ended up being MSU's lone score of the day.

The Red Raiders added a field goal later in the period to take a 13-7 lead into halftime, then added on after the intermission.

In the third quarter, Texas Tech found the end zone twice to increase its advantage to 27-7. A fourth quarter Red Raider touchdown capped the scoring.

Rogers led the Mississippi State offense with 282 passing yards with a touchdown. Along the way, he became MSU's new single-season record holder for total offense, eclipsing Dak Prescott's previous high. Rogers was selected as MSU's Outstanding Offensive Player of the Game.

Makai Polk also made history on Tuesday. He hit the 100-catch mark for the season, becoming only the fifth player in Southeastern Conference history to do so.

On the defensive side, Fred Peters was chosen as State's Outstanding Defensive Player of the Game. The safety finished the Liberty Bowl with a team-high 12 tackles, including a quarterback hurry and a pass breakup.



Texas Tech	10	3	14	7	=	34
Mississippi State	0	7	0	0	=	7

TTU - Tahj Brooks 19 yard run (Jonathan Garibay kick), 12:40 1st

TTU - Jonathan Garibay 31 yard field goal, 3:03 1st

MSU - Rara Thomas 17 yard pass from Will Rogers (Nolan McCord Kick), 14:08 1st

TTU - Jonathan Garibay 26 yard field goal, 0:13 2nd

TTU - Donovan Smith 1 yard run (Jonathan Garibay kick), 9:03 3rd

TTU - J.J. Sparkman 14 yard pass from Donovan Smith (Jonathan Garibay kick), 0:02 3rd

TTU - SaRodorick Thompson 1 yard run (Jonathan Garibay kick), 8:47 4th

	TTU	MSU
First Downs	24	22
Rushes-Yards	44-260	20-54
Passing Yards	252	290
Passes (C-A-I)	15-28-0	32-52-1
Total Offense	512	344
Fumbles-Lost	0-0	2-2
Penalties-Yards	6-50	4-35
Time of Possession	30:57	29:03

**RUSHING: (MSU)** - Dillon Johnson 9-62; Jo'quavious Marks 5-19; Will Rogers, 6-minus 27. **(TTU)** - Tahj Brooks 16-107; SaRodorick Thompson 14-80; Donovan Smith 5-30; Kaylon Geiger 3-18; Myles Price 2-15; Xavier White 4-10.

**PASSING: (MSU)** - Will Rogers 32-53 -1-290. **(TTU)** - Donovan Smith 15-28-0-252.

**RECEIVING: (MSU)** - Austin Williams 5-74; Makai Polk 7-57; Jo'quavious Marks 4-38; Rara Thomas 2-32; Dillon Johnson 3-26; Lideatrick Griffin 2-18; Jaden Walley 3-18; Caleb Ducking 2-17; Jamire Calvin 4-10. **(TTU)** - Myles Price 3-72; Jerand Bradley 2-64; Travis Koontz 2-41; J.J. Sparkman 2-29; Xavier White 1-19; Trey Cleveland 1-18; Kaylon Geiger 4-9.

Attendance: 48,615





# #22 MISSISSIPPI STATE ILLINOIS

# 19 10

January 2, 2023 • Raymond James Stadium • Tampa, Fla.

Mississippi State scored 16 fourth-quarter points as the No. 22 Bulldogs came from behind to top Illinois 19-10 in the ReliaQuest Bowl on Monday at Raymond James Stadium.

MSU's **Massimo Biscardi** broke a 10-all tie with a 27-yard field goal with four seconds remaining. The Bulldogs then put an exclamation point on the victory when a last-gasp lateral attempt by Illinois was picked up by **Marcus Banks**, who returned the loose football 60-yards for a score to close the game.

The triumph gives State a nine-win season. It's the ninth time in school history MSU has won nine times in single season and the first time since the 2017 campaign.

The Dawg defense shut down the Fighting Illini throughout the day, holding Illinois to just 288 yards of total offense. MSU racked up seven sacks as a team, setting a season-high as well as a new State bowl game record.

State's offense was led by the play of receiver **Justin Robinson**. Robinson was chosen as ReliaQuest Bowl Most Valuable Player as he caught seven passes for 81 yards, including a game-tying touchdown grab in the opening seconds of the fourth quarter which set the stage for MSU's dramatic finish.

Mississippi State	0	3	0	16	=	19
Illinois	0	7	3	0	=	10

ILL - Tommy Devito 2 yd run (Caleb Griffen kick), 2:49 2nd

MSU - Massimo Biscardi 38 yd field goal, 0:09 2nd

ILL - Caleb Griffen 52 yd field goal, 6:57 3rd

MSU - Justin Robinson 8 yd pass from Will Rogers (Massimo Biscardi kick), 14:54 4th

MSU - Massimo Biscardi 27 yd field goal, 0:04 4th

MSU - Marcus Banks 60 yd fumble recovery, 0:00 4th

	MSU	ILL
First Downs	21	20
Rushes-Yards	22-116	29-35
Passing Yards	274	253
Passes (C-A-I)	30-45-2	23-34-0
Total Offense	390	288
Fumbles-Lost	1-0	1-1
Penalties-Yards	6-55	3-25
Time of Possession	28:15	31:41

**RUSHING: (MSU)** - Simeon Price 7-68; Jo'quavious Marks 10-50; Will Rogers 3-7; Team 2-minus 9.

**(ILL)** - Reggie Love III 12-53; Josh McCray 7-17; Tommy Devito 10-minus 35.

**PASSING: (MSU)** - Will Rogers 29-44-2-261; Jaden Walley 1-1-0-13. **(ILL)** - Tommy Devito 23-34-0-253.

**RECEIVING: (MSU)** - Justin Robinson 7-81; Lideatrick Griffin 5-53; Jaden Walley 5-43; Rufus Harvey 3-33; Austin Williams 2-22; Jo'quavious Marks 3-14; Will Rogers 1-13; Caleb Ducking 2-10; Simeon Price 1-5; J.J. Jernighan 1-0. **(ILL)** - Isaiah Williams 10-120; Casey Washington 7-68; Tip Reiman 2-18; Griffin Moore, 1-17; Tommy Devito 0-13; Michael Marchese 2-10; Reggie Love III 1-7.

Attendance: 35,797

