

# MISSISSIPPI STATE FOOTBALL

## THE MATCHUP: GAME 11



**MISSISSIPPI STATE BULLDOGS** (4-6, 2-5 SEC)

VS



**ABILENE CHRISTIAN WILDCATS** (5-6, 4-5 SLC)

November 23, 2019 • 6:30 p.m. CT • Starkville, Miss. • Davis Wade Stadium (61,337)

## STORYLINES

- Mississippi State will play its first night game at Davis Wade Stadium on Saturday, when the Bulldogs host Abilene Christian of the Southland Conference for Homecoming. Kickoff is set for 6:30 p.m., and the game will be televised on SEC Network Alternate. State looks to rebound after a 38-7 setback to No. 5 Alabama, while Abilene Christian is coming off a 35-14 setback to Southeastern Louisiana University. This will be the first meeting between the Bulldogs and Wildcats.
- MSU owns a 56-21-3 all-time record in Homecoming games. State has won nine straight Homecoming games, defeating UAB, UT Martin (twice), Middle Tennessee, Bowling Green, Louisiana Tech (twice), Samford and Kentucky. MSU has won 12 out of its last 13 Homecoming games. The only loss during that stretch was to Houston on Oct. 10, 2009, 31-24.
- State has won 41 of its last 48 non-conference games, including postseason contests, and the Bulldogs have won 11 of their last 12 against non-conference teams during the regular season.
- The Bulldogs go into Saturday's game sporting a 7-0 all-time mark against current teams from the Southland Conference. State has faced Northwestern State more than any other Southland Conference team and owns a 3-0 record against the Demons. MSU is 2-0 vs. Lamar, 1-0 vs. Southeastern Louisiana and 1-0 vs. Stephen F. Austin. The last Southland Conference team the Bulldogs played was Stephen F. Austin last season. The Bulldogs won that game, 63-6, in Starkville to open the **Joe Moorhead** era and produced 618 yards of total offense, the fifth-best offensive output in program history.
- Entering Week 13, the Bulldogs are No. 2 nationally in Strength of Schedule (Sagarin) behind Auburn and ahead of Michigan State, Iowa State and South Carolina. MSU's opponents have posted a 66-34 record, which ranks second nationally.
- RB **Kylin Hill** scored a rushing touchdown for the 10th time this season last Saturday against No. 5 Alabama. Hill, who has rushed for 1,062 yards this season, is the only SEC player with 1,000+ rushing yards and 10+ rushing TDs this season. Hill has not lost a fumble in 387 career carries at MSU. In fact, he hasn't lost a fumble since his sophomore year of high school.
- LB **Erroll Thompson** is the Bulldogs' leading tackler (72), averaging 7.2 per game. Thompson is just 15 tackles away from matching his 2018 total (87). He is tied for the SEC lead in QB hits (5) according to Pro Football Focus. Thompson had a solid game last week against No. 5 Alabama, leading the team in tackles (9), recording a half sack and 1.0 TFL.
- Six different Bulldogs have combined for seven interceptions, including two returned for touchdowns. After LB **Willie Gay Jr.**'s pick-six vs. Kentucky on Sept. 21 and S **Marcus Murphy's** pick-six at Arkansas on Nov. 2, State is the only SEC team with multiple interceptions returned for a touchdown against conference opponents this season.
- DE **Marquiss Spencer** has collected 3.0 tackles for loss over the last three games. Spencer leads the Bulldogs in total pressures (21) and has registered multiple pressures in five of the last six games.

## NUMBERS TO KNOW

**621**

RB **Kylin Hill** leads the SEC and ranks 10th in the Power 5 with 621 rushing yards after contact this season

**20**

MSU has relied heavily on its freshmen this season with 20 such players (10 true, 10 redshirt) having played in at least one game

**230**

State has featured one of the most dominant ground attacks in the FBS since 2016, averaging an SEC-best 230.0 yards per game

**14**

MSU has won 14 in a row over FCS teams (last loss was 9-7 to Maine in 2004)

**39.2**

CB **Cameron Dantzer** ranks third in the SEC among cornerbacks with a 39.2 passer rating allowed this season (minimum 15 targets)

**9**

RB **Kylin Hill** is tied with Dak Prescott and Don Smith for 10th in MSU history with nine 100-yard rushing games (has 6 this season)

## BROADCAST INFORMATION

### TV: SEC NETWORK ALTERNATE

**Play-by-Play:** Mark Neely  
**Analyst:** Hutson Mason  
**Reporters:** Jerry Punch

### RADIO: MSU SPORTS RADIO NETWORK

**Play-by-Play:** Neil Price  
**Analyst:** Matt Wyatt  
**Sideline:** Jay Perry

### SATELLITE RADIO

**Sirius:** 113 | **XM:** 192 | **Internet:** 963

## TEAM INFORMATION

### MISSISSIPPI STATE

**Head Coach:** Joe Moorhead (Fordham, 1996)  
**Rankings:** NR (AP) / NR (Coaches)  
**Overall Record:** 42-24\* (sixth season)  
**Overall On-Field Record:** 50-24 (sixth season)  
**Mississippi State Record:** 4-11\* (second season)  
**Mississippi State On-Field Record:** 12-11 (second season)

### ABILENE CHRISTIAN

**Head Coach:** Adam Dorrel (Northwest Missouri State, '98)  
**Rankings:** NR (FCS)  
**Overall Record:** 89-28 (ninth season)  
**Abilene Christian Record:** 13-20 (third season)

## 2019 MISSISSIPPI STATE SCHEDULE

Overall: 4-6 | SEC: 2-5 | H: 2-3 | A: 2-3 | N: 0-0

### AUGUST (1-0)

31 at Louisiana (New Orleans) ESPNU W, 38-28

### SEPTEMBER (2-2)

7 Southern Miss ESPNU W, 38-15

14 Kansas State ESPN L, 31-24

21 Kentucky \* SEC Network W, 28-13

28 at #7/7 Auburn \* ESPN L, 56-23

### OCTOBER (0-3)

12 at Tennessee \* SEC Network L, 20-10

19 #2/3 LSU \* CBS L, 36-13

26 at Texas A&M \* SEC Network L, 49-30

### NOVEMBER (1-1)

2 at Arkansas \* SEC Network W, 54-24

16 #5/4/4 Alabama \* ESPN L, 38-7

23 Abilene Christian (HC) SEC Network Alternate 6:30 p.m.

28 Ole Miss \* ESPN 6:30 p.m.

## MISSISSIPPI STATE COACHING STAFF

**Joe Moorhead**, head coach (2nd)  
**Tony Hughes**, associate head coach/tight ends (8th, 2nd stint)\*  
**Terry Richardson**, assistant head coach/run game coord./RBs (1st)  
**Deke Adams**, defensive line (1st)  
**Andrew Breiner**, pass game coordinator/QBs (2nd)\*  
**Terrell Buckley**, cornerbacks (4th)  
**Marcus Johnson**, offensive line (2nd)  
**Michael Johnson**, wide receivers (1st)  
**Joey Jones**, special teams coordinator (2nd)  
**Chris Marve**, defensive run game coordinator/LBs (1st)  
**Bob Shoop**, defensive coordinator/safeties (2nd)\*

\* - denotes in the booth



# GAME 11 DEPTH CHART: ABILENE CHRISTIAN

## OFFENSE

<b>WR (X)</b>	1	Stephen Guidry	6-4	200	Sr.-1L
	18	Cameron Gardner	6-4	220	Fr.-RS
<b>WR (H)</b>	2	Dedrick Thomas	5-9	190	Sr.-3L
	12	Isaiah Zuber	6-0	190	Sr.-GTR
	85	Austin Williams	6-3	200	So.-1L
<b>WR (Z)</b>	5	Osirus Mitchell	6-5	210	Jr.-2L
	4	JaVonta Payton	6-1	180	Jr.-JC
	9	Malik Dear	5-9	220	Sr.-3L
<b>LT</b>	78	Tyre Phillips	6-5	345	Sr.-1L
	69	Kwatrivous Johnson	6-7	330	Fr.-RS
<b>LG</b>	56	Dareuan Parker	6-4	330	Jr.-2L
	75	Michael Story	6-4	300	Sr.-3L
<b>C</b>	73	Darryl Williams	6-3	310	Sr.-2L
	79	Evans Wilkerson	6-5	310	Sr.-3L
<b>RG</b>	51	Stewart Reese	6-5	345	Jr.-2L
	63	LaQuinston Sharp	6-3	315	Jr.-JC
<b>RT</b>	55	Greg Eiland	6-8	335	Jr.-2L
	70	Tommy Champion	6-5	320	Sr.-1L
<b>TE</b>	82	Farrod Green	6-4	240	Sr.-3L
	84	Dontea Jones	6-4	250	Jr.-2L
	-or- 11	Geor'quarius Spivey	6-5	250	Fr.-RS
	-or- 25	Brad Cumbest	6-5	250	Fr.-RS
	88	Powers Warren	6-3	245	So.-1L
<b>RB</b>	8	Kylin Hill	5-11	215	Jr.-2L
	21	Nick Gibson	5-11	215	Sr.-3L
	22	Lee Witherspoon	5-10	205	Fr.-HS
<b>QB</b>	7	Tommy Stevens	6-5	235	Sr.-GTR
	6	Garrett Shrader	6-4	220	Fr.-HS
	10	Keytaon Thompson	6-4	225	Jr.-2L

## SPECIALISTS

<b>PK</b>	47	Jace Christmann	6-0	200	Jr.-2L
	26	Jordan Lawless	6-0	200	Jr.-SQ
<b>KO</b>	48	Scott Goodman	5-10	200	So.-1L
<b>P</b>	37	Tucker Day	6-0	210	So.-1L
	97	Reed Bowman	6-0	200	Jr.-TR
<b>LS</b>	67	Paul Blackwell	5-10	210	Jr.-RS
<b>H</b>	27	Kody Schexnayder	5-10	195	Sr.-2L
<b>KR</b>	12	Isaiah Zuber	6-0	190	Sr.-GTR
	-or- 32	Brian Cole II	6-2	210	Sr.-1L
<b>PR</b>	9	Malik Dear	5-9	220	Sr.-3L
	-or- 32	Brian Cole II	6-2	210	Sr.-1L

## DEFENSE

<b>LE</b>	5	Chauncey Rivers	6-3	275	Sr.-1L
	17	Aaron Odom	6-3	270	So.-1L
<b>DT</b>	90	Lee Autry	6-2	305	Sr.-1L
	84	Jaden Crumedy	6-5	300	Fr.-RS
	92	Kendell Jones	6-4	300	Sr.-2L
<b>NG</b>	54	Fabien Lovett	6-4	315	Fr.-RS
	99	James Jackson	6-3	315	So.-1L
<b>RE</b>	42	Marquiss Spencer	6-4	285	Jr.-2L
	52	Kobe Jones	6-4	270	Jr.-2L
<b>WILL</b>	6	Willie Gay Jr.	6-2	240	Jr.-2L
	10	Leo Lewis	6-2	245	Sr.-3L
	18	Aaron Brule	6-1	235	Fr.-RS
<b>MIKE</b>	40	Erroll Thompson	6-1	250	Jr.-2L
	41	Tim Washington	6-3	240	Sr.-3L
	30	Sh'mar Kilby-Lane	6-2	230	Sr.-1L
<b>SAM</b>	41	Tim Washington	6-3	240	Sr.-3L
	30	Sh'mar Kilby-Lane	6-2	230	Sr.-1L
<b>STAR</b>	32	Brian Cole II	6-2	210	Sr.-1L
	38	Fred Peters	5-10	200	Jr.-JC
<b>CB</b>	1	Martin Emerson	6-2	195	Fr.-HS
	-or- 13	Tyler Williams	6-2	175	So.-1L
<b>FS</b>	7	Marcus Murphy	6-1	200	So.-1L
	12	Shawn Preston Jr.	6-0	200	Fr.-RS
	19	Collin Duncan	6-0	195	Fr.-HS
<b>SS</b>	11	Jaquarius Landrews	6-0	200	Sr.-1L
	35	Landon Guidry	6-0	195	So.-1L
<b>CB</b>	3	Cameron Dantzler	6-2	185	Jr.-2L
	16	Korey Charles	5-10	180	Jr.-2L

## PRONUNCIATION GUIDE

Aaron Brule	brew-LAY
Malik Dear	ma-LEAK
Jaquarius Landrews	ja-OUARE-ee-US
Jace Christmann	CHRIST-man
Jaden Crumedy	crum-eh-DEE
Greg Eiland	rhymes with island
Farrod Green	fa-ROD
Dontea Jones	dahn-TAY
Jarrian Jones	JAR-ee-un
Sh'mar Kilby-Lane	shuh-MAR
Kwatrivous Johnson	kwa-TRAY-vee-US
Osirus Mitchell	o-SIGH-russ
Dareuan Parker	DARE-ee-UN
JaVonta Payton	ja-VON-tay
Tyre Phillips	tie-REE
Kody Schexnayder	SHEX-nye-dur
Garrett Shrader	SHRAY-der
Geor'quarius Spivey	ja-OUARE-ee-US
Dedrick Thomas	rhymes with red
Erroll Thompson	AIR-uhl
Keytaon Thompson	KEY-tahn
Isaiah Zuber	ZOO-bur

# MEDIA INFORMATION

## 2019 MISSISSIPPI STATE FOOTBALL MEDIA SERVICES: GAME 11 VS. ABILENE CHRISTIAN

**18**  
**MONDAY**

**Coach Moorhead  
Press Conference**

12:30 p.m.  
Seal Media Room  
SEC Network+

**19**  
**TUESDAY**

**Requested  
Offensive/Defensive/Special  
Teams Players**

6:45 p.m.  
Seal Media Room

**20**  
**WEDNESDAY**

**Coach Moorhead  
on SEC Teleconference**

11:50 a.m.  
Passcode from SEC  
  
no post-practice availability

**21**  
**THURSDAY**

**Dawg Talk with  
Joe Moorhead**

6:30 p.m. at The Veranda  
HailState.com/Plus  
Tune In app  
100.9 FF

**22**  
**FRIDAY**

no media availability

**23**  
**SATURDAY**

**MSU vs. Abilene Christian**  
6:30 p.m. • SECN Alt • DWS  
(Press Box and Media Will Call  
Gate C opens at 3:30 p.m.)

Coach Moorhead and selected  
players will be available after  
the game in the Golding Family  
Media Center located in north  
end zone of DWS.

**24**  
**SUNDAY**

no media availability

### MSU ATHLETIC COMMUNICATIONS FOOTBALL STAFF

**Bill Martin, Senior Associate AD/Communications** (*Joe Moorhead correspondence*)  
662-325-0967 [office] | 662-418-3821 [cell]  
BMartin@athletics.msstate.edu | @MSUBillMartin

**Brandon Langlois, Associate Director** (*player/assistant coach correspondence*)  
662-325-0093 [office] | 601-405-5650 [cell]  
BLanglois@athletics.msstate.edu | @BMLanglois

### GAME-WEEK INTERVIEW POLICIES

#### Head Coach Joe Moorhead

Head coach Joe Moorhead's game-week press conferences begin Aug. 26 and will be held every Monday of a game week, including Labor Day. The press conference begins at 12:30 p.m. CT in the media room of the Leo Seal Jr. Football Complex. It will be streamed on SEC Network+ via WatchESPN.com and the Watch ESPN app, as well as MSU football's social media platforms. FTP video will be distributed to media on Monday afternoons. On-demand video will be available on HailState.com and MSU's YouTube channel (YouTube.com/HailState). Monday press conferences will not be held during open weeks (Sept. 30, Nov. 4).

Moorhead and the 13 other SEC coaches will be available on the SEC's coaches media teleconference. The teleconferences are every Wednesday from Aug. 28 until Nov. 27. Moorhead's 10-minute segment is scheduled from 11:50 a.m.-12 p.m. CT. Access to the teleconference is distributed by the SEC Communications Office.

Moorhead's weekly radio show, "Dawg Talk," makes its season debut on Thursday, Aug. 29 live from The Veranda in Starkville. The show airs from 6:30-7:30 p.m. CT on affiliates of the MSU Sports Network presented by Learfield, as well as HailState.com/plus and MSU's Facebook page. The show is held every Thursday during a game week with the exception of Egg Bowl week. The Egg Bowl week show will be held on Tuesday, Nov. 26.

Please contact **Bill Martin** for more information regarding Moorhead's media schedule.

#### Assistant Coaches

During game weeks, one selected assistant coach will be available in the Leo Seal Jr. Football Complex media room following Wednesday's practice. The assistant coach available each week will be distributed on Sundays when the weekly media schedule is announced.

Please contact **Brandon Langlois** for more information regarding assistant coaches.

#### Student-Athletes

All interviews with student-athletes must be arranged through Brandon Langlois in the MSU Athletic Communications Office. Media members are NOT permitted to contact student-athletes on their own at any time. This includes phone, E-mail, text or through social media platforms. Student-athletes' contact information will not be given out.

During game weeks, requested offensive players will be available following Tuesday's practice, while requested defensive players will be available following Wednesday's practice. All game-week player interviews will be conducted in the media room of the Leo Seal Jr. Football Complex. No player interviews will be conducted on the field. The training room, locker room and housing areas are considered private student-athlete areas and are off limits to the media.

Please submit your player requests to Brandon Langlois 24 hours in advance of the interview sessions. The deadlines are 5 p.m. Mondays for offense and 5 p.m. Tuesdays for defense. Final approval of players available during game week is at the discretion of the MSU Athletic Communications staff. True freshmen and newcomers will only be available if they see significant action in games.

Monday serves as MSU's designated NCAA "off day." Players are not available on Mondays for interviews of any kind.

#### Postgame Interviews

Head coach Joe Moorhead and selected players will be available for interviews following each game. For home games, Moorhead's press conference and player interviews will be conducted in the Golding Family Media Center located on the north end of Davis Wade Stadium. MSU interviews can be accessed via the northeast tunnel and then through the Dowsing-Bell Plaza. The visiting head coach and players will be available following the game in the visitors' media room located on the second floor of the M-Club Building in the south end zone. This area can be accessed via the left ramp in the south end zone. For road games, Moorhead and selected players will be available in the visitors' media room.

The MSU locker room is closed to media for both home and away games. MSU players and assistant coaches may NOT be approached on the field following games for interviews.

### PRACTICES

All practices during the season are closed to the media and public.

### LEO SEAL JR. FOOTBALL COMPLEX MEDIA ROOM

Game week media availabilities are held in the media room located on the top floor of the Leo Seal Jr. Football Complex. Media are welcome to work in this room beginning one hour prior to the media availability time and following the media availability.

### ROBERT M. HARTLEY PRESS BOX/MEDIA WILL CALL

Media Will Call of Davis Wade Stadium opens three hours prior to kickoff at Gate C (SW side of the stadium across from Barnes and Noble). All patrons, including media, will go through metal detector procedures before entering Davis Wade Stadium. Media will enter at Gate C and all bags will be searched and tagged. For more information, visit HailState.com/metaldetector. The clear bag policy does not apply to credentialed media members.

The Robert M. Hartley Press Box, named for longtime Mississippi State Sports Information Director and administrator Bob Hartley, is located on the 200 level of the west side of Davis Wade Stadium. To access the press box, enter Gate C on the west side of Davis Wade Stadium and take the media elevator to Level 2.

In accordance with Mississippi State Athletic Communications and Football Writers Association of America (FWAA) rules, the Robert M. Hartley Press Box is a working press box and cheering or any other disruptive behavior will not be tolerated. Violators will be asked to leave and may be subject to further disciplinary action.

### COLLEGE PRESS BOX.COM

CollegePressBox.com serves as a one-stop shop for all media needs regarding college football. Members can access player headshots, game notes, record books and more for all FBS schools. To apply for access, media are asked to enter their information at collegepressbox.com/register.

### IMPORTANT PHONE NUMBERS

MSU Athletic Communications Main Number: (662) 322-8881  
Davis Wade Stadium at Scott Field Press Box: (662) 325-3776



# JOE MOORHEAD

Second Season  
@BallCoachJoeMo

## 33RD HEAD FOOTBALL COACH AT MISSISSIPPI STATE 2016 & 2017 NATIONAL OFFENSIVE COORDINATOR OF THE YEAR

When Mississippi State Director of Athletics John Cohen was charged with identifying the Bulldogs' 33rd head football coach, he was looking for a man with a pedigree as a winner, an innovator with a blue-collar work ethic and at the forefront, a 'ball coach.' From the beginning of the search, Joe Moorhead was the unequivocal leader. Moorhead, the 2016 and 2017 National Offensive Coordinator of the Year and the mastermind behind Penn State's offensive juggernaut, enters his second season in Starkville in 2019. Officially named head coach on November 29, 2017, Moorhead became just the second MSU head coach to win eight or more games on the field in his debut season and the first since College Football Hall of Famer Allyn McKeen in 1939. The 45-year-old played a pivotal role in conference championships at his four previous coaching stops, including Penn State (2016), Fordham (2014), Connecticut (2010) and Akron (2005).

In his short time in Starkville, the Pittsburgh, Pennsylvania, native has already made a marvelous impact, securing a Top 25 national ranking, a New Year's Day bowl berth, multiple Top 25 recruiting classes, forming relationships around the state of Mississippi and developing a 'good to great' attitude within the program.

Behind one of the SEC's most potent rushing attacks and the nation's No. 1 defense, Moorhead's first State squad defeated two top-20 teams by double digits, won four out of its last five regular-season games and qualified for a school-record ninth-consecutive bowl. The Bulldogs dominated then-No. 8 Auburn, 23-9, on Oct. 6, while quarterback Nick Fitzgerald accounted for 329 yards of total offense as State put away then-No. 16 Texas A&M, 28-13, on Oct. 28.

MSU reclaimed the historic Golden Egg trophy when the Bulldogs throttled rival Ole Miss, 35-3, on Thanksgiving night in Oxford. It represented the largest margin of victory by a first-year MSU head coach in Egg Bowl history. The win also propelled State to a berth in its first-ever Outback Bowl, representing the program's second-most prestigious bowl this decade. Moorhead became just the second coach in Bulldog history to reach a bowl game in his first season, joining Jackie Sherrill's 1991 squad.

State held eight of its opponents to their lowest point total of the season, including then-No. 1 Alabama, No. 10 Florida and No. 16 Texas A&M. Moorhead's first Bulldog team secured the program's second-highest finish ever in the College Football Playoff rankings at No. 18, as well as a No. 25 ranking in the final Coaches poll.

For only the second time in program history and the first since 2000, MSU produced four All-Americans led by first-teamers defensive end Montez Sweat and center Elgton Jenkins as well as safety Johnathan Abram and defensive tackle Jeffery

Simmons. Under Moorhead's guidance, Fitzgerald secured his place as one of the best dual-threat quarterbacks in SEC history as he became the conference's all-time leading quarterback rusher in addition to shattering 13 school records. Six players also earned All-SEC distinction for their year-long performance.

The Bulldogs then made a major impact in the winter and spring of 2019. A school-record eight MSU players were invited to the NFL Combine. In April, three Bulldogs were called in the first round of the 2019 NFL Draft – a first in program history – as Simmons went No. 19 overall (Tennessee), Sweat went No. 26 (Washington) and Abram followed at No. 27 (Oakland). State's three first-round selections tied with Clemson and Alabama for the most in the nation. MSU finished with a three-day total of five draft selections, including Jenkins going in the second round to Green Bay and Gerri Green being chosen by Indianapolis in the sixth round. The four defensive picks were the most in a single draft in school history. An additional seven other Bulldogs signed free agent contracts, including Fitzgerald with Tampa Bay.

Moorhead's recruiting prowess has been evident as well. A year after signing the nation's No. 25 class after just a few weeks on the job, he hauled in the No. 24 ranked class in the spring of 2019 highlighted by the signing of Charles Cross, the first five-star offensive lineman prospect in MSU history and first overall offensive five star since 2002. Moorhead's 12 four-star or greater signees were the most in a two-year span at MSU since at least 2000 when recruiting database rankings began.

Off the field, Moorhead's group has been model citizens in the community and classroom. A total of 32 Bulldogs were recognized on the SEC Academic Honor Roll in his first season. The same fall as State finished in the Top 25 of the final polls, the Bulldogs posted the highest team GPA on record with a 2.84, as five student-athletes earned a perfect 4.0.

As a collegiate student-athlete at Fordham, Moorhead was a three-year starter at quarterback and a team captain as a senior. He was a second-team All-Patriot League pick as a senior, finishing 13th nationally in total offense. He graduated with school single-season records for completions and passing yards. Following his collegiate career, Moorhead spent time in the training camp of the Milwaukee Mustangs of the Arena Football League after playing the 1996 season for the Munich Cowboys of the E.F.A.F.

Moorhead received an English degree from Fordham in 1996. He and his wife, Jennifer, have three children: daughter Kyra (18), son Mason (16) and son Donovan (12). Moorhead, an avid Pittsburgh Steelers and Pirates fan, and his family are active members of the Starkville community.

### THE MOORHEAD FILE

**Hometown:** Pittsburgh, Pa.  
**Education:** Fordham University, 1996 (B.A. English)  
**Wife:** Jennifer  
**Children:** Donovan (12), Mason (16), Kyra (18)  
**Birthday:** November 2, 1973

### COACHING CAREER

**2018-p: Mississippi State (Head Coach)**  
2016-17: Penn State (Offensive Coordinator/QBs)  
2012-15: Fordham (Head Coach)  
2011: Connecticut (Quarterbacks)  
2009-10: Connecticut (Offensive Coordinator/QBs)  
2006-08: Akron (Offensive Coordinator/Quarterbacks)  
2005: Akron (Assistant HC/Pass Game & Recruiting Coord./WRs)  
2004: Akron (WRs/Recruiting Coordinator/Punt Return)  
2003: Georgetown (Offensive Coordinator/Quarterbacks)  
2002: Georgetown (Pass Game Coordinator/Quarterbacks)  
2001: Georgetown (Quarterbacks)  
2000: Georgetown (Running Backs)  
1999: Pittsburgh (Graduate Assistant/Defense)  
1998: Pittsburgh (Graduate Assistant/Recruiting)

### BOWL GAMES, PLAYOFF GAMES COACHED IN

2018: Outback Bowl (Mississippi State)  
2017: Rose Bowl (Penn State)  
2015: FCS First Round (Fordham)  
2014: FCS First, Second Round (Fordham)  
2013: FCS First, Second Round (Fordham)  
2011: Fiesta Bowl (Connecticut)  
2010: PapaJohns.com Bowl (Connecticut)  
2005: Motor City Bowl (Akron)

### BY THE NUMBERS

8

Wins on the field by MSU in Moorhead's first season, the most victories by a first-year Bulldog head coach since 1939

2

Just the second coach in MSU history to lead the Bulldogs to a bowl game in his first season, joining Jackie Sherrill in 1991

3

Moorhead led Fordham to the 2014 Patriot League title and three straight FCS playoff appearances

### MOORHEAD'S YEAR-BY-YEAR HEAD COACHING RECORD

Year	School	Overall	Conf.	Notable
2012	Fordham	6-5	0-0	Fordham first winning season since 2007
2013	Fordham	12-2	0-0	FCS Playoffs Second Round, No. 9 ranking
2014	Fordham	11-3	6-0	FCS Playoffs Second Round, No. 11 ranking
2015	Fordham	9-3	5-1	FCS Playoffs First Round, No. 19 ranking
2018	Mississippi State	0-5* (8-5 on field)	0-4* (4-4 on field)	Outback Bowl, No. 18 CFP ranking, No. 25 Coaches ranking
2019	Mississippi State	4-6	2-5	
<b>TOTALS</b>	<b>(7th season)</b>	<b>42-24 (50-23 on field)</b>	<b>13-10 (17-10 on field)</b>	
<b>MSU Record</b>	<b>(2nd season)</b>	<b>4-11 (12-10 on field)</b>	<b>2-9 (6-9 on field)</b>	
Fordham Record	(4 seasons)	38-13	11-1	

\*wins vacated by the NCAA Committee on Infractions (Aug. 2019)

# 2019 HONORS AND AWARDS

## 2019 INDIVIDUAL HONORS

### LEE AUTRY – SR. – DT

Senior Bowl Watch List

### BRIAN COLE II – SR. – S

Senior Bowl Watch List

### CAMERON DANTZLER – JR. – CB

Bednarik Award Watch List

Jim Thorpe Award Watch List

Nagurski Trophy Watch List

Preseason Second Team All-American (Lindy's Sports)

Preseason Fourth Team All-American (Phil Steele, Athlon Sports)

Preseason Second Team All-SEC (Media, Coaches, PFF, Athlon Sports, Phil Steele)

### WILLIE GAY JR. – JR. – LB

Butkus Award Watch List

Preseason Third Team All-SEC (Phil Steele)

### FARROD GREEN – SR. – TE

John Mackey Award Watch List

PFF SEC Team of the Week (Week 1)

### STEPHEN GUIDRY – SR. – WR

Senior Bowl Watch List

### KYLIN HILL – JR. – RB

Maxwell Award Watch List

Doak Walker Award Watch List

Preseason Third Team All-SEC (Coaches, Athlon Sports, Phil Steele)

PFF SEC Team of the Week (Week 1)

PFF National Team of the Week (Week 10)

SEC Offensive Player of the Week (vs. Arkansas)

### KOBE JONES – JR. – DE

Wuerffel Trophy Watch List

Wuerffel Trophy Nominee

All-State AFCA Good Works Team Nominee

### JAQUARIUS LANDREWS – SR. S

Senior Bowl Watch List

### LEO LEWIS – SR. – LB

Senior Bowl Watch List

### TYRE PHILLIPS – SR. – OL

Senior Bowl Watch List

PFF SEC Team of the Week (Week 1)

### CHAUNCEY RIVERS – SR. – DE

Ted Hendricks Award Watch List

Senior Bowl Watch List

Preseason Third Team All-SEC (Media, Coaches, Athlon Sports, Phil Steele)

### GARRETT SHRADER – FR. – QB

SEC Freshman of the Week (vs. Kentucky)

### MAURICE SMITHERMAN – SR. – CB

Preseason All-SEC Honorable Mention (PFF)

### TOMMY STEVENS – SR. – QB

Senior Bowl Watch List

### DEDRICK THOMAS – SR. – WR

Senior Bowl Watch List

### ERROLL THOMPSON – JR. – LB

Bednarik Award Watch List

Butkus Award Watch List

Nagurski Trophy Watch List

Preseason First Team All-SEC (Media, Coaches, PFF, Athlon Sports)

Preseason Third Team All-SEC (Phil Steele)

### DARRYL WILLIAMS – SR. – C

Jason Witten Man of the Year Semifinalist

Senior CLASS Award Candidate

Rimington Trophy Watch List

Outland Trophy Watch List

Senior Bowl Watch List

Preseason Second Team All-American (Lindy's Sports)

Preseason All-SEC Honorable Mention (PFF)

Preseason Second Team All-SEC (Media, Coaches, Phil Steele)

Preseason Third Team All-SEC (Athlon Sports)

SEC Co-Offensive Lineman of the Week (vs. Southern Miss)

## STAFF PLAYERS OF THE WEEK

### AT LOUISIANA (AUG. 31)

**Offense:** RB Kylin Hill

**Defense:** CB Cameron Dantzler

**Special Teams:** P Tucker Day

**Scout Team for Defense:** QB Jalen Mayden

**Scout Team for Offense:** LB Nick Jarrett

**Scout Team for Special Teams:** S Cody Swanson

**Student-Athletes:** WR Quinton Torbor/Cody Swanson

### SOUTHERN MISS (SEPT. 9)

**Offense:** RB Kylin Hill

**Defense:** DE Marquiss Spencer

**Special Teams:** WR JaVonta Payton

**Scout Team for Defense:** RB Robert Rivers

**Scout Team for Offense:** LB Willie Gay Jr.

**Scout Team for Special Teams:** S Somon Anderson

**Student-Athletes:** WR Isaiah Zuber/S Fred Peters

### KENTUCKY (SEPT. 21)

**Offense:** RB Kylin Hill/QB Garrett Shrader

**Defense:** LB Erroll Thompson

**Special Teams:** P Tucker Day

**Scout Team for Defense:** WR Vincent Taylor

**Scout Team for Offense:** LB Jack Harris/CB Jaylon Reed

**Scout Team for Special Teams:** S Shawn Preston Jr.

**Student-Athletes:** DE Fletcher Adams/OL Cordavien Suggs

### ARKANSAS (NOV. 2)

**Offense:** RB Kylin Hill

**Defense:** S Marcus Murphy

**Special Teams:** K Jace Christmann

**Scout Team for Defense:** RB Kareem Walker

**Scout Team for Offense:** S Cody Swanson

**Scout Team for Special Teams:** S J.P. Purvis

**Student-Athletes:** S Collin Duncan / C Darryl Williams

# TOP 25 RANKINGS/ GAME-BY-GAME INFO

## ASSOCIATED PRESS POLL (WEEK 13)

RK.	TEAM	REC.	POINTS
1.	LSU (54)	10-0	1542
2.	Ohio State (5)	10-0	1478
3.	Clemson (3)	11-0	1442
4.	Georgia	9-1	1343
5.	Alabama	9-1	1263
6.	Oregon	9-1	1243
7.	Utah	9-1	1155
8.	Oklahoma	9-1	1144
9.	Penn State	9-1	1030
10.	Florida	9-2	984
11.	Minnesota	9-1	902
12.	Michigan	8-2	829
13.	Baylor	9-1	787
14.	Wisconsin	8-2	746
15.	Notre Dame	8-2	676
16.	Auburn	7-3	623
17.	Cincinnati	9-1	536
18.	Memphis	9-1	520
19.	Iowa	7-3	493
20.	Boise State	9-1	379
21.	SMU	9-1	328
22.	Oklahoma State	7-3	200
23.	Appalachian State	9-1	154
24.	Texas A&M	7-3	132
25.	Virginia Tech	7-3	61

**Others receiving votes:** Indiana 47, Iowa State 31, Virginia 23, Navy 13, Air Force 12, Pittsburgh 9, San Diego State 7, USC 6, Washington 6, Texas 4, Illinois 1, North Dakota State 1

## COACHES POLL (WEEK 13)

RK.	TEAM	REC.	POINTS
1.	LSU (55)	10-0	1615
2.	Ohio State (6)	10-0	1550
3.	Clemson (4)	11-0	1513
4.	Georgia	9-1	1383
5.	Alabama	9-1	1366
6.	Oregon	9-1	1301
7.	Oklahoma	9-1	1219
8.	Utah	9-1	1177
9.	Penn State	9-1	1081
10.	Florida	9-2	1031
11.	Minnesota	9-1	899
12.	Michigan	8-2	851
13.	Baylor	9-1	841
14.	Wisconsin	8-2	786
15.	Notre Dame	8-2	760
16.	Auburn	7-3	614
17.	Cincinnati	9-1	566
18.	Memphis	9-1	539
19.	Boise State	9-1	469
20.	Iowa	7-3	434
21.	SMU	9-1	341
22.	Appalachian State	9-1	224
23.	Oklahoma State	7-3	212
24.	Texas A&M	7-3	101
25.	San Diego State	8-2	47

**Others Receiving Votes:** Virginia Tech 46, Air Force 43, Indiana 39, Navy 25, Virginia 20, Louisiana Tech 10, Louisiana 8, Pittsburgh 7, USC 3, Wake Forest 2, Temple 1, Kansas State 1

## CFP RANKINGS (NOV. 12)

RK.	TEAM	REC.
1.	LSU	9-0
2.	Ohio State	9-0
3.	Clemson	10-0
4.	Georgia	8-1
5.	Alabama	8-1
6.	Oregon	8-1
7.	Utah	8-1
8.	Minnesota	9-0
9.	Penn State	8-1
10.	Oklahoma	8-1
11.	Florida	8-2
12.	Auburn	7-2
13.	Baylor	9-0
14.	Wisconsin	7-2
15.	Michigan	7-2
16.	Notre Dame	7-2
17.	Cincinnati	8-1
18.	Memphis	8-1
19.	Texas	6-3
20.	Iowa	6-3
21.	Boise State	8-1
22.	Oklahoma State	6-3
23.	Navy	7-1
24.	Kansas State	6-3
25.	Appalachian State	8-1

## MISSISSIPPI STATE GAME-BY-GAME NOTABLES

Opponent	Time (CT)	TV	Location	Length	Won Coin Toss	Defer/Receive	Helmet/Jerseys/Pants	Attendance
at Louisiana	11:01 a.m.	ESPNU	New Orleans, LA	3:37	Louisiana	Defer	White/White/White	22,440
Southern Miss	2:32 p.m.	ESPNU	Starkville	3:08	MSU	Defer	White/Maroon/White	55,143
Kansas State	11:02 a.m.	ESPN	Starkville	3:29	Kansas State	Defer	Maroon/Maroon/Gray	54,522
Kentucky	3:01 p.m.	SECN	Starkville	3:19	MSU	Defer	White/Maroon/White	54,556
at Auburn	6:10 p.m.	ESPN	Auburn, AL	3:30	Auburn	Defer	Maroon/White/Maroon	87,451
at Tennessee	12:03 p.m.	SECN	Knoxville, TN	2:56	Tennessee	Defer	White/White/White	85,462
LSU	2:39 p.m.	CBS	Starkville	3:17	LSU	Defer	White/Maroon/Maroon	59,282
at Texas A&M	11:03 p.m.	SECN	College Station, TX	3:27	Texas A&M	Defer	Maroon/White/Gray	102,025
at Arkansas	3:03 p.m.	SECN	Fayetteville, AR	3:05	Arkansas	Defer	White/White/White	52,256
Alabama	11:02 a.m.	ESPN	Starkville	3:11	MSU	Defer	Maroon/Maroon/Maroon	57,607

Abilene Christian  
Ole Miss

# TRENDS / TOP GAMES / MSU IN NFL

## MSU TRENDS / RECORD WHEN

	2019	Moorhead	Streak
August	1-0	1-0	W1
September	2-2	5-4	L1
October	0-3	2-4	L3
November	1-1	4-2	L1
December-January	0-0	0-1	L1

### MSU's Conference Record...

at home	1-2	4-3	L2
on the road	1-3	2-6	W1

### MSU's Non-Conference Record...

at home	1-1	4-1	L1
on the road	1-0	2-0	W3
neutral	0-0	0-1	L1

### MSU vs. Ranked Opponents...

overall	0-3	2-5	L4
at home	0-2	2-2	L2
on the road	0-1	0-3	L9
neutral	0-0	0-0	L3
vs. Top 10	0-2	1-5	L6

### MSU's Record in Games...

decided by 7 pts or less	0-1	0-3	L3
decided by 3 pts or less	0-0	0-0	L1
Road during the day	2-2	3-3	W1
Road at night	0-1	1-3	L1
Home during the day	2-3	3-3	L2
Home at night	0-0	5-1	W3

### MSU's Record When Scoring...

less than 21 points	0-4	0-8	L10
21 or more points	4-3	12-4	W1
24 or more points	4-2	11-2	W1
30 or more points	3-1	9-1	W1

### MSU's Record When Allowing...

less than 21 points	2-1	10-3	L1
21 or more points	3-2	8-5	L1
24 or more points	3-3	3-6	L1
30 or more points	0-4	0-4	L4

### MSU's Record When...

MSU scores first	4-0	10-3	W4
Opponent scores first	0-3	2-7	L7
Leading after the 1st qtr	3-0	9-2	W3
Trailing after the 1st qtr	0-5	0-7	L8
Leading at halftime	4-0	11-1	W8
Trailing at halftime	0-5	1-8	L7
Leading after the 3rd qtr	4-1	12-1	W2
Trailing after the 3rd qtr	0-5	0-8	L8

### MSU's Record With...

less than 300 yards	0-2	0-6	L10
400+ yards total offense	2-1	9-1	L1
500+ yards total offense	0-0	4-0	W4
600+ yards total offense	1-0	3-0	W6
less than 100 yards rush	0-0	0-2	L5
100+ yards rushing	3-6	11-9	L5
150+ yards rushing	3-3	10-5	L2
200+ yards rushing	3-2	10-3	L1
250+ yards rushing	2-0	8-0	W9
less than 200 yards pass	3-4	7-9	L1
300+ yards passing	0-0	1-0	W1
350+ yards passing	0-0	1-0	W6
400+ yards passing	0-0	0-0	W2
450+ yards passing	0-0	0-0	W1

## TOP GAMES

### 200-YARD PASSING GAMES

#### Garrett Shrader, Fr., QB (2)

238, LSU, 2019

209, at Auburn, 2019

#### Tommy Stevens, Sr., QB (1)

236, at Louisiana, 2019

#### Keytaon Thompson, Jr., QB (1)

364, Stephen F. Austin, 2018

### 100-YARD RUSHING GAMES

#### Kylin Hill, Jr., RB (9)

234, at Arkansas, 2019

211, at Kansas State, 2018

197, at Louisiana, 2019

150, at Texas A&M, 2019

126, Auburn, 2018

123, Southern Miss, 2019

120, Kentucky, 2019

111, Kansas State, 2019

108, at Ole Miss, 2018

#### Keytaon Thompson, Jr., QB (3)

147, Louisville, 2017

121, Ole Miss, 2017

109, Stephen F. Austin, 2018

#### Garrett Shrader, Fr., QB (1)

125, Kentucky, 2019

#### Nick Gibson, Sr., RB (1)

129, at Arkansas, 2019

### 100-YARD RECEIVING GAMES

#### Stephen Guidry, Sr., WR (1)

130, Texas A&M, 2018

#### Osirus Mitchell, Jr., WR (1)

114, Stephen F. Austin, 2018

## BULLDOGS IN THE NFL

Name	at MSU	Team	Year	Pos.
Johnathan Abram - IR	2017-18	Oakland	R	S
Johnathan Abram - IR	2017-18	Oakland	R	S
Denico Autry	2012-13	Indianapolis	6	DT/DE
Hunter Bradley	2012-17	Green Bay	2	LS
Fred Brown	2014-15	Denver	1	WR
Richie Brown - IR	2012-16	Atlanta	1	LB
Deion Calhoun	2014-18	Miami	R	OG
Taveze Calhoun - IR	2011-15	Atlanta	1	CB
Logan Cooke	2014-17	Jacksonville	2	P
Fletcher Cox*^	2009-11	Philadelphia	8	DT
J.T. Gray	2014-17	New Orleans	2	DB
Gerri Green - #	2014-18	Indianapolis	R	LB
Braxton Hoyett - #	2014-18	Kansas City	R	DT
Gabe Jackson*	2009-13	Oakland	6	OG
Elgton Jenkins	2014-18	Green Bay	R	OG
Justin Johnson - IR	2015-18	Seattle	R	TE
Malcolm Johnson - IR	2010-14	Green Bay	3	FB
Chris Jones*	2013-15	Kansas City	4	DT
Kyle Love	2006-09	Carolina	8	DT
Benardrick McKinney*^	2011-14	Houston	5	LB
Mark McLaurin - IR	2015-18	New York	R	LB
Pernell McPhee - IR	2009-10	Baltimore	9	LB
Dak Prescott*^	2011-15	Dallas	4	QB
Martinas Rankin	2015-17	Kansas City	2	OT
Will Redmond	2012-15	Green Bay	4	S
Jeffery Simmons	2016-18	Tennessee	R	DL
Darius Slay*^	2011-12	Detroit Lions	7	CB
Preston Smith*	2011-14	Green Bay	5	LB
Montez Sweat	2017-18	Washington	R	R
Jordan Thomas - IR	2016-17	Houston	2	TE
K.J. Wright*	2007-10	Seattle	9	LB

\* - 2018 Regular Starter  
 ^ - 2018 Pro Bowl Selection  
 IR - Injured Reserved  
 # - Practice Squad

FROM STATE SUNDAYS

# NOTEBOOK

## 12 GRADUATES ON MSU'S ROSTER

Name	Pos.	Degree
Lee Autry	DT	Interdisciplinary Studies
Brian Cole II	S	Interdisciplinary Studies
Malik Dear	WR	Kinesiology
Jaquarius Landrews	S	Interdisciplinary Studies
Alec Murphy	RB	Marketing
Chauncey Rivers	DE	Interdisciplinary Studies
Tommy Stevens	QB	Telecommunications ^
Michael Story	OL	Kinesiology
Dedrick Thomas	WR	Psychology
Tim Washington	LB	Industrial Technology
Evans Wilkerson	OL	Accounting
Isaiah Zuber	WR	Sociology/Criminology +



^ - degree earned at Penn State  
+ - degree earned at Kansas State

## 120TH SEASON IN PROGRAM HISTORY

The 2019 season serves as the 120th season of Mississippi State football. Head coach **Joe Moorhead**, the 2016 and 2017 National Offensive Coordinator of the Year, is the 33rd head football coach in school history. Moorhead spearheaded the Bulldogs to a No. 25 Coaches poll final ranking and a No. 18 ranking in the 2018 College Football Playoff, representing the program's second-highest CFP finish ever. Moorhead has also produced back-to-back Top 25 recruiting classes.

## NINE STRAIGHT BOWL APPEARANCES

Mississippi State is on a school-record streak of nine consecutive bowl appearances, joining Alabama, Georgia, LSU and Texas A&M as the only SEC schools to go to a bowl game every season this decade. The Bulldogs appeared in their first-ever Outback Bowl last season, the program's highest bowl game since the 2014 Orange Bowl.

## FROM STATE TO SUNDAYS

Bulldogs continue to dominate NFL rosters in 2019 with over 30 players on active rosters or practice squads. Five current active Bulldogs have been selected to the Pro Bowl during their careers, including Dallas Cowboys starting quarterback Dak Prescott, Philadelphia Eagles defensive tackle Fletcher Cox, Houston Texans linebacker Benardrick McKinney, Detroit Lions cornerback Darius Slay and Seattle Seahawks linebacker K.J. Wright. In the spring of 2019, a school-record eight Bulldogs were invited to the NFL Combine. In April, three MSU players were called in the first round of the 2019 NFL Draft – a first in program history – as Jeffery Simmons (No. 19 – Tennessee), Montez Sweat (No. 26 – Washington) and Johnathan Abram (No. 27 – Oakland) were all selected.

## NEW FACES ON COACHING STAFF IN 2019

**Joe Moorhead** continues to serve as the offensive playcaller. Moorhead is joined by three new coaches on offense – **Tony Hughes** (associate head coach/tight ends), **Terry Richardson** (assistant head coach/run game coordinator/running backs) and **Michael Johnson** (wide receivers). There are two new coaches on defense – **Deke Adams** (defensive line) and **Chris Marve** (defensive run game coordinator/linebackers). Defensively, MSU has continuity at the playcaller position for the first time since 2014 as 2018 Broyles Award finalist and national defensive coordinator of the year **Bob Shoop** enters his second year with the program. Shoop's unit was the best in college football last season, allowing the fewest yards per game (263.1) and fewest yards per play (4.13).

## FIVE TEAM CAPTAINS

The five 2019 team captains are safety **Brian Cole II**, punter **Kody Schexnayder**, quarterback **Tommy Stevens**, linebacker **Erroll Thompson** and center **Darryl Williams**. The captains are selected in a vote entirely by their teammates. Thompson and Williams were tabbed captains following MSU's spring game on April 13. Cole, Schexnayder and Stevens were revealed on Aug. 25 following a vote during preseason camp.

## LEADERSHIP COUNCIL

MSU's 2019 Leadership Council is made up of 12 players selected by a team vote, which includes the five captains. The leadership council includes six seniors: **Brian Cole II**, **Farrod Green**, **Leo Lewis**, **Kody Schexnayder**, **Tommy Stevens** and **Darryl Williams**; two juniors: **C.J. Morgan** and **Erroll Thompson**; one sophomore: **Austin Williams**; two redshirt freshmen: **Aaron Brule** and **Fabien Lovett**; and one true freshman: **De'Monte Russell**.

## MOORHEAD QUICKEST TO 10 ON-FIELD WINS SINCE 1954-55

With the Sept. 7 victory over Southern Miss, **Joe Moorhead** became the quickest MSU head coach to 10 on-field victories since College Football Hall of Famer Darrell Royal did it in 15 games from 1954-55. Moorhead also did it in 15 games. Royal departed for the University of Washington the following season before going on to Texas. Allyn McKeen, another College Football Hall of Famer, is the quickest MSU coach to 10 wins having done it in 12 games from 1939-40.

## Quickest MSU Coaches to 10 Wins

Coach	# of Games	Years
Allyn McKeen*	12	1939-40
Ralph Sasse	13	1935-36
Sid Robinson	13	1917-19
Joe Moorhead	15	2018-19
Darrell Royal*	15	1954-55
E.C. Hayes	15	1914-15
W.D. Chadwick	15	1909-10

\* - denotes College Football Hall of Famer

## 17 BULLDOGS HAVE MADE THEIR FIRST CAREER START IN 2019

Bulldogs making their first career start this season (17 – 9 offense, 8 defense): DE **Chauncey Rivers** (at Louisiana), DT **Jaden Crumedy** (at Louisiana), DT **Fabien Lovett** (at Louisiana), DE **Marquiss Spencer** (at Louisiana); LT **Tyre Phillips** (at Louisiana), LG **Dareuan Parker** (at Louisiana), WR **Cameron Gardner** (at Louisiana), QB **Tommy Stevens** (at Louisiana), LG **Tommy Champion** (Southern Miss), CB **Tyler Williams** (Kansas State), QB **Garrett Shrader** (Kentucky), WR **Isaiah Zuber** (Kentucky), TE **Geor'quarius Spivey** (Kentucky), CB **Martin Emerson** (LSU) CB **Jarrian Jones** (at Texas A&M), RG **LaQuinston Sharp** (at Arkansas) and S **Marcus Murphy** (at Arkansas).

## 17 BULLDOGS HAVE MADE THEIR FIRST APPEARANCE IN 2019

Bulldogs making their first career appearances this season (17): CB **Martin Emerson Jr.** (at Louisiana), CB **Jarrian Jones** (at Louisiana), WR **JaVonta Payton** (at Louisiana), QB **Tommy Stevens** (at Louisiana), WR **Isaiah Zuber** (at Louisiana), S **Collin Duncan** (at Louisiana), S **Aadreekis Conner** (at Louisiana), S **Fred Peters** (at Louisiana), OL **LaQuinston Sharp** (at Louisiana), LS **Paul Blackwell** (at Louisiana), DT **Nathan Pickering** (Southern Miss), QB **Garrett Shrader** (Southern Miss), DE **Demonte' Russell** (Southern Miss), RB **Lee Witherspoon** (Southern Miss), CB **J.P. Purvis** (Southern Miss), OL **Charles Cross** (Southern Miss) and OL **Nick Pendley** (at Arkansas).

## NOVEMBER DAWGS

The Bulldogs enter Saturday's game winners of four of their last six games in the month of November, dating back to 2018. State's only November losses during that span are a 24-0 setback on Nov. 10, 2018 at No. 1 Alabama and a 38-7 loss to the No. 5 Crimson Tide last Saturday. MSU has scored 35+ points in all four of those November victories, including 45 against Louisiana Tech on Nov. 3, 2018, 52 against Arkansas on Nov. 17, 2018, 35 at Ole Miss on Nov. 22, 2018 and most recently 54 at Arkansas three weeks ago.

## SEASON-ENDING INJURIES

Player	Injury	Notable
DE <b>Fletcher Adams</b>	Lower Body	Injured at A&M (10/26); 45 games played
S <b>C.J. Morgan</b>	Lower Body	Injured vs. Alabama (11/16); Starting SS; 32 games played
CB <b>Maurice Smitherman</b>	Lower Body	Injured in practice LSU week; Starting CB; 42 games played
DT <b>Cameron Young</b>	Lower Body	Injured at Arkansas (11/2); Reserve DT



## RECAPPING THE ARKANSAS WIN

- 640 total yards is a school record for single-game total offensive yards vs. an SEC opponent
- 460 rushing yards is a school record for single-game rushing yards vs. an SEC opponent
- MSU has combined to score 106 points against Arkansas in the last two seasons
- Scored on each of its first three offensive drives for the first time this season (TD, TD, FG)
- Put together eight offensive scoring drives (six touchdowns)
- Racked up 27 first downs compared to Arkansas' 10
- Averaged 8.4 yards per play
- Possessed the ball for 40:09 compared to the Hogs' 19:51
- 8 of 13 on third down and 1 of 1 on fourth down
- Out-gained Arkansas 398 to 141 in the first half
- 312 of 460 rushing yards came in the first half

## THREE 600+ TOTAL OFFENSE GAMES IN JOE MOORHEAD ERA

Three of MSU's eight 600+ yard total offense games in school history were produced during **Joe Moorhead's** first 22 games as head coach. The Bulldogs' three such games are tied for the third most in the SEC during that span. State's most recent 600+ yard game came on Nov. 2 at Arkansas when the Bulldogs finished the day with 640, their most ever in an SEC game and fourth most in any game. MSU's other two 600+ yard games were produced last season against Stephen F. Austin on Sept. 1, 2018 (618 yards) and against Louisiana on Sept. 15, 2018 (607 yards).

## 600+ YARD TOTAL OFFENSE GAMES IN MSU HISTORY

No.	Opponent (Site)	Date
669	Samford (Starkville)	10-29-2016
647	Northwestern State (Starkville)	9-19-2015
645	Memphis (Memphis)	9-1-2011
<b>640</b>	<b>Arkansas (Fayetteville)</b>	<b>11-2-2019</b>
631	Arkansas (Fayetteville)	11-21-2015
<b>618</b>	<b>Stephen F. Austin (Starkville)</b>	<b>9-1-2018</b>
<b>607</b>	<b>Louisiana (Starkville)</b>	<b>9-15-2018</b>
605	Georgia Tech (Miami)	12-31-2014

> **BOLD** indicates achieved under Joe Moorhead

## 50 BURGER

For the ninth straight year, State produced 50+ points in at least one game when it racked up 54 on Nov. 2 at Arkansas. The 54 points were MSU's most in an SEC game since the Bulldogs' 55-20 win at Ole Miss on Nov. 26, 2016. State has put up 50+ points four times since 2018, tied for the third most in the SEC during that span. The Bulldogs are one of just four SEC teams to log multiple 50+ point games against SEC opponents during that stretch. MSU has scored 50+ points 17 times over the last 15 season and is 17-0 in those games.

## NOTING MSU'S RUN GAME

MSU has boasted one of the nation's top rushing attacks since the start of 2016, averaging an SEC-best 230.0 yards per game during that span.

- Logged 200+ yards in six games this year, the second most in the SEC
- Logged a season-high 460 rushing yards at Arkansas on Nov. 2
- The 460 rushing yards are a school record for an SEC game and fourth overall
- Rushed for 200+ yards 31 times since 2016, which is tied for second in the SEC
- Topped 200 yards on the ground in 14 of 23 games under **Joe Moorhead**
- Rushed for 200+ yards in eight games in 2016 and nine times in 2017
- Under Moorhead, MSU is 11-3 when eclipsing the 200-yard mark on the ground
- Averaging 214.1 rushing yards per game this season, which is third in the SEC
- Second in the SEC (20th, FBS) in 2018 in rush yards/game (223.62) and second in the SEC (12th, FBS) in yards/carry (5.66)
- 20-2 record since 2016 when rushing for 250+ yards
- Six 250-yard rushing games in 2018 were the second-most in the SEC behind Georgia (8)

## SEC LEADERS IN 200+ YARDS RUSHING GAMES SINCE 2018

Rank	School	200+ Yard Rush Games	Record When
1.	Georgia	14	14-0
<b>2.</b>	<b>Mississippi State</b>	<b>14</b>	<b>11-3</b>
3.	Ole Miss	13	8-5
T-4.	Texas A&M	12	11-1
T-4.	Kentucky	12	11-1
T-4.	Missouri	11	9-2
7.	Florida	10	10-0
8.	Alabama	9	9-0
T-9.	Auburn	8	8-0
T-9.	South Carolina	8	7-1
T-11.	LSU	7	6-1
T-11.	Arkansas	6	2-4
13.	Vanderbilt	4	2-2
14.	Tennessee	3	2-1

> **7 of MSU's 200-yard rushing games since 2018 have been vs. SEC teams (7-3rd in SEC).**

## TOPPING 300 ON THE GROUND

MSU'S 54-24 win at Arkansas on Nov. 2 featured the fifth 300-yard rushing game under **Joe Moorhead**. That's tied for the most in the SEC since the start of the 2018 season.

Rank	School	300+ Yard Rush Games	Record When
<b>T-1.</b>	<b>Mississippi State</b>	<b>5</b>	<b>5-0</b>
T-1.	Kentucky	5	4-1
T-3.	Georgia	4	4-0
T-3.	Ole Miss	4	3-1
T-5.	Auburn	3	3-0
T-5.	Texas A&M	3	3-0
T-7.	Five Teams	1	--
T-12.	Three Teams	0	--

## MSU IS 11-0 SINCE 2014 WHEN RUSHING FOR 300+ YARDS

Of those 11 games, three have been against ranked opponents, seven have been against SEC opponents and seven have come on the road. Those 11 total 300-yard rushing games during that span are the fourth-most in the SEC. Auburn leads the way with 17.

Date	Opponent	Score	Rushing Yards
9-20-14	at #8 LSU	W, 34-29	302
10-25-14	at Kentucky	W, 45-31	326
11-5-16	#4 Texas A&M	W, 35-28	365
11-26-16	at Ole Miss	W, 55-20	457
9-9-17	at Louisiana Tech	W, 57-21	327
10-14-17	BYU	W, 35-10	306
9-8-18	at Kansas State	W, 31-10	384
9-15-18	Louisiana	W, 56-10	331
10-6-18	#8 Auburn	W, 23-9	349
11-22-18	at Ole Miss	W, 35-3	309
11-2-19	at Arkansas	W, 54-24	460

## SAME GAME 100-YARD RUSHING GAMES SINCE 2016

Since 2016 (twice this season), MSU has had multiple 100-yard rushers in the same game 11 times.

Opponent	Date	Yards Rushing
#4 Texas A&M	11-5-16	Nick Fitzgerald (182), Aeris Williams (140)
at Ole Miss*	11-26-16	Nick Fitzgerald (258), Aeris Williams (191)
at Louisiana Tech	9-9-17	Nick Fitzgerald (111), Aeris Williams (107)
BYU	10-14-17	Aeris Williams (114), Nick Fitzgerald (103)
UMass	11-4-17	Nick Fitzgerald (135), Aeris Williams (114)
at Kansas State*	9-8-18	Nick Fitzgerald (159), Kylin Hill (211)
Louisiana	9-16-18	Nick Fitzgerald (107), Aeris Williams (101)
#8 Auburn	10-6-18	Nick Fitzgerald (195), Kylin Hill (126)
at Ole Miss	11-22-18	Nick Fitzgerald (117), Kylin Hill (108)
Kentucky	9-21-19	Garrett Shrader (125), Kylin Hill (120)
at Arkansas*^	11-2-19	Kylin Hill (234), Nick Gibson (129)

\* - denotes the only three games in MSU history with a 200-yard rusher and 100-yard rusher

^ - denotes the first time in MSU history with a 200-yard RB and 100-yard RB

## TAKEAWAYS, TURNOVER MARGIN IN 2019

After ranking sixth in the SEC in total takeaways with 20 in 2018, "Hunting the Ball" was a major point of emphasis this past offseason for the Bulldogs' defense. State has racked up 18 takeaways in 10 games this season (T-3rd in SEC, T-22nd in FBS).

- Had 12 takeaways through the first 10 games last season compared to 18 this season
- Gained 11 fumbles in 2019 (T-1st in SEC, T-6th in FBS)
- Recorded multiple takeaways in six games this season
- Gained at least one fumble in five games
- Gained three fumbles three times (at Louisiana, vs. Kansas State, at Auburn)
- Picked off at least one pass in five contests
- Logged multiple interceptions twice (vs. Southern Miss, at Tennessee)

## HOLDING TEAMS TO FEWER THAN 200 YARDS RUSHING

Since the start of the 2018 season, MSU has held 20 of its 23 opponents below the 200-yard rushing mark, which is tied for the third most in the SEC during that stretch.

- Only three times has a team rushed for 200+ yards on the Bulldogs since 2018 - Kentucky in 2018 (229 yards), Auburn in 2019 (217) and Texas A&M in 2019 (207)
- 12 of those 20 games holding teams below 200 have been SEC games (T-3rd in the SEC)

## SEC LEADERS HOLDING TEAMS BELOW 200-YARDS RUSHING SINCE 2018

Rank	School	Opp. Below 200+ Rushing	Record When
1.	Georgia	23	20-3
2.	Alabama	22	20-2
T-3.	Auburn	20	14-6
T-3.	Texas A&M	20	13-7
<b>T-3.</b>	<b>Mississippi State</b>	<b>20</b>	<b>12-8</b>

Rank	School	SEC Opp. Below 200+ Rushing	Record When
1.	Alabama	15	14-1
2.	Georgia	15	13-2
T-3.	Florida	12	10-2
<b>T-3.</b>	<b>Mississippi State</b>	<b>12</b>	<b>6-6</b>
T-3.	Auburn	12	6-6

## STATE HAS A TAKEAWAY IN 23 OF ITS LAST 26 GAMES

The Bulldogs have collected at least one takeaway in 23 of their last 26 games dating back to the 2017 season at Arkansas on Nov. 18. State has compiled 45 takeaways over the 26-game stretch. MSU had a takeaway streak of 22 straight games (longest active streak in the FBS) before it was unable to force a takeaway vs. No. 2 LSU on Oct 19.

## MSU'S TAKEAWAYS SINCE NOVEMBER 18, 2017 AT ARKANSAS

Date	Opponent	Takeaway
11/18/17	Arkansas	FF by Johnathan Abram (FR by Marquiss Spencer)
11/23/17	Ole Miss	FF by Erroll Thompson (FR by Jeffery Simmons) INT by Mark McLaurin
12/30/17	Louisville	3 INT by Mark McLaurin INT by Cameron Dantzler
9/1/18	Stephen F. Austin	INT by C.J. Morgan
9/8/18	Kansas State	INT by Erroll Thompson
9/15/18	Louisiana	INT by Johnathan Abram
9/22/18	Kentucky	INT by Brian Cole
9/29/18	Florida	INT by Cameron Dantzler
10/6/18	Auburn	FR by Joel Baldwin on muffed punt FF by Mark McLaurin (FR by Kobe Jones)
10/20/18	LSU	INT by Cameron Dantzler
10/27/18	Texas A&M	INT by Erroll Thompson
11/3/18	LA Tech	INT by Stephen Adegoke
11/10/18	Alabama	FR by Braxton Hoyett INT by Willie Gay Jr.
11/17/18	Arkansas	FF by Johnathan Abram (FR by Johnathan Abram) INT by C.J. Morgan
11/17/18	Arkansas	FF by Chris Rayford (FR by Chris Rayford)
11/22/18	Ole Miss	FF by Jeffery Simmons (FR by Willie Gay) INT by Johnathan Abram INT by Maurice Smitherman
1/1/19	Iowa	FF by Stephen Adegoke (FR by Mark McLaurin) INT by Willie Gay Jr.
8/31/19	Louisiana	INT by Cameron Dantzler FR by Brian Cole II on backward pass FR by Erroll Thompson on TEAM sack FF by Marquiss Spencer (FR by Cameron Dantzler)
9/7/19	Southern Miss	FF by Marquiss Spencer (FR by Tyler Williams) INT by Martin Emerson INT by C.J. Morgan
9/14/19	Kansas State	FR by Paul Blackwell FF by Stewart Reese (FR by Darryl Williams) FR by Jarrian Jones
9/21/19	Kentucky	INT by Willie Gay Jr.
9/28/19	Auburn	2 FR by Leo Lewis 1 FR by Aaron Brule
10/12/19	Tennessee	1 INT by Cameron Dantzler 1 INT by Brian Cole II
11/2/19	Arkansas	1 INT by Marcus Murphy 1 FF by Martin Emerson (FR by Willie Gay Jr.)

## MSU HAS AN INTERCEPTION IN 17 OF ITS LAST 23 GAMES

State has collected an interception in 17 of its last 23 games and has 20 total interceptions during that stretch. MSU carried a streak of nine straight games with a pickoff into the Kansas State game on Sept. 14, 2019, before it was ended.

The 20 pickoffs have been credited to 10 different players, including seven on the 2019 roster:

- S Marcus Murphy (1 at Arkansas, 2019)
- CB Cameron Dantzler (1 vs. Florida, 2018; 1 at LSU, 2018; 1 at Louisiana, 2019; 1 at Tennessee, 2019)
- S Brian Cole II (1 at Kentucky, 2018; 1 at Tennessee, 2019)
- LB Erroll Thompson (1 at Kansas State, 2018; 1 vs. Texas A&M, 2018)
- CB C.J. Morgan (1 vs. Stephen F. Austin, 2018; 1 vs. Arkansas, 2018; 1 vs. Southern Miss, 2019)
- LB Willie Gay Jr. (1 at Alabama, 2018; 1 vs. Iowa, 2018; 1 vs. Kentucky, 2019)
- CB Martin Emerson (1 vs. Southern Miss, 2019)
- CB Maurice Smitherman (1 at Ole Miss, 2018)
- S Johnathan Abram (1 vs. Louisiana, 2018; 1 at Ole Miss, 2018)
- CB Stephen Adegoke (1 vs. LA Tech, 2018)

## SEC LEADERS IN HOLDING OPPONENTS BELOW 30 POINTS SINCE 2018

Rank	School	30+ Point Games Allowed
1.	Kentucky	1
T-2.	Auburn	2
T-2.	Georgia	2
T-4.	Texas A&M	4
T-4.	Florida	4
T-6.	Alabama	5
<b>T-6.</b>	<b>Mississippi State</b>	<b>5</b>

## KYLIN HILL SNAP SHOT

Below is a look at where RB **Kylin Hill** ranks among all SEC player and among Power 5 RBs

Category	Stat	SEC Rank	P5 RBs
Attempts	192	1st	7th
Yards	1,062	1st	6th
Yards Per Carry (Min. 150)	5.5	4th	--
Yards Per Game	106.2	1st	6th
Touchdowns	10	3rd	T-11th
100-Yard Games	6	1st	T-5th
150-Yard Games	3	T-1st	T-5th
200-Yard Games	1	T-1st	T-5th
First Downs	48	3rd	T-9th
10+ Yard Runs	30	4th	10th
20+ Yard Runs	9	T-5th	T-7th
30+ Yard Runs	5	T-5th	T-10th
50+ Yard Runs	2	5th	--
60+ Yard Runs	1	T-5th	--

## HILL'S QUICK HITS

- Leads SEC in total rushing yards (1,062) and rushing yards per game (106.2)
- Sixth among Power 5 RBs in rushing yards (1,062) and rushing yards per game (106.2)
- Leads the SEC in rushing yards after contact (621)
- Only SEC player with 1,000+ rushing yards and 10+ rushing touchdowns this season
- Fifth MSU RB with 1000+ rushing yards and 10+ rushing touchdowns in a season since 2000
- Leads the SEC and tied for 5th among Power 5 RBs in 100-yard rushing games (6)
- All 10 rushing touchdowns have come inside the red zone, which leads the SEC
- Eight of 10 rushing touchdowns have been against SEC opponents
- Found the end zone rushing in six different games this season
- Rushed for at least one TD in three straight games, accumulating five during that span
- 3rd in the SEC among all players in rushing first downs (48)
- 4th in the SEC among all players in runs of 10+ yards (30)
- Tied for 5th in the SEC among all players in runs of 20+ yards (9)
- 648 rushing yards this season have come in the first half, which leads the SEC
- Explosive on 1st and 2nd downs, racking up 1,000 of his 1,062 yards on those downs
- Five rushing touchdowns away from tying MSU's single-season record
- Needs 299 rushing yards to equal MSU's single-season rushing yards record
- Currently has 2,189 career rushing yards and 96 away from entering MSU's career top-10 list for rushing yards

## HILL EYES SEC RUSHING TITLE

One of the most electric running backs in college football, **Kylin Hill** leads the SEC in rushing yards (1,062) and rushing yards per game (106.2) this season. Among Power 5 running backs, Hill's 1,062 yards rank sixth. Hill became the 13th different player in MSU history to rush for 1,000+ yards in a single season after rushing for a career-high 234 yards at Arkansas on Nov. 2. It marked the fourth straight year that an MSU player rushed for 1,000+ yards in a single season. He also crossed the 2,000-yard mark for his career. With 1,062 rushing yards through 10 games, Hill needs just 10 yards to tie Keffer McGee (1,072) for 10th in single-season history.

Below is a look at where Hill's numbers are as he heads into the Bulldogs' school and career top-10 rushing lists.

## MSU RECORD BOOK WATCH: SINGLE-SEASON RUSHING YARDS

Player	Yds.	Year	Att.	Avg.
1. Anthony Dixon	1391	2009	257	5.4
2. James Johnson	1383	1998	236	5.9
3. Nick Fitzgerald	1375	2016	218	7.1
4. Josh Robinson	1203	2014	190	6.3
5. Wayne Jones	1193	1973	212	5.6
6. Vick Ballard	1189	2011	193	6.2
7. Jerious Norwood	1126	2005	191	5.9
8. Nick Fitzgerald	1121	2018	221	5.1
9. Aeris Williams	1107	2017	236	4.7
10. Keffer McGee	1072	1995	235	4.6
-- <b>Kylin Hill</b>	<b>1062</b>	<b>2019</b>	<b>192</b>	<b>5.5</b>

## MSU RECORD BOOK WATCH: CAREER RUSHING YARDS

Player	Yds.	Years	Att.	Avg.
1. Anthony Dixon	3994	2006-09	910	4.4
2. Nick Fitzgerald	3607	2015-18	601	6.0
3. Jerious Norwood	3212	2002-05	573	5.6
4. Walter Packer	2820	1973-76	483	5.8
5. Michael Davis	2721	1991-94	578	4.7
6. Michael Haddix	2558	1979-82	425	6.0
7. LaDarius Perkins	2554	2010-13	530	4.8
8. Dak Prescott	2521	2012-15	536	4.7
9. James Johnson	2452	1997-98	453	5.4
10. Dennis Johnson	2284	1974-77	428	5.3
-- <b>Kylin Hill</b>	<b>2189</b>	<b>2017-p</b>	<b>387</b>	<b>5.5</b>

## NOTING HILL'S CAREER DAY AT ARKANSAS

RB **Kylin Hill** had a career performance in his last game at Arkansas on Nov. 2, and he earned SEC Offensive Player of the Week honors for his efforts for the second time in his career.

- Rushed for a career-high 234 yards and three touchdowns on 21 carries (11.1 yards per carry)
- The 234 rushing yards are the fifth most in a single game in school history
- Most rushing yards by an SEC player in a conference game since LSU's Derrius Guice had 276 vs. Ole Miss on Oct. 21, 2017.
- Became the first player in MSU history with 230+ yards rushing and three TDs in a game
- Topped the 200-yard rushing mark for the second time in his career
- 200+ yard game marked MSU's 10th individual 200-yard rushing game in school history.
- Became the third player in school history to rush for 200+ yards in multiple games in a career
- Racked up 198 rushing yards and three rushing touchdowns on 13 carries in the first half
- 198 rushing yards in the first half were the most in a half by an MSU player in school history
- Went over 100 yards rushing for the sixth time this season and ninth time in his career
- Finished the game with three 30+ yard runs – 62, 58, 37
- On his first 10 carries, rushed for 134 yards and two TD and averaged 13.4 yards per rush
- Took a career-long 62 yard run on MSU's first drive to the Arkansas 3-yard line and then found the end zone on his next carry two plays later
- Had a 37-yard run before his second rushing TD of the game four plays later from 2-yards out
- Became the 16th player in school history to rush for 2,000+ yards in a career

## 8 FOR 100

RB **Kylin Hill** owns nine career 100-yard rushing games, all coming in the last two seasons. He's done it six times this season, which is tied for sixth in MSU single-season history. Hill enters the Abilene Christian game with 100+ yards on the ground in two of the last three games. Earlier this season, Hill became the first MSU player to open a season with 100+ yards rushing in each of the first four games. Prior to Week 4 when Hill had 120 yards rushing against Kentucky, the last MSU player to have four straight 100-yard rushing games was QB Nick Fitzgerald against BYU (15-103/2 TD), against Kentucky (12-115/2 TD), at Texas A&M (18-105/1 TD) and vs. UMass (17-135/2 TD) in 2017. In fact, the last MSU running back to have four consecutive 100-yard rushing games was Anthony Dixon who had a streak of five straight games at Vanderbilt (21/123/0 TD), against LSU (27-106/2 TD), against Georgia Tech (18-106/0 TD), against Houston (21-134/2 TD) and at Middle Tennessee (27-135/2 TD) in 2009.

- Needs just one more 100-yard rushing game to tie for sixth in MSU career history (10)
- Seven of Hill's nine career 100-yard rushing games have been against Power 5 teams
- Five of his nine career 100-yard rushing games have been against SEC teams

## MSU RECORD BOOK WATCH: SINGLE-SEASON 100-YARD RUSHING GAMES

Player	Games	Year
1. Anthony Dixon	8	2009
Nick Fitzgerald	8	2016
3. Nick Fitzgerald	7	2018
James Johnson	7	1998
Wayne Jones	7	1973
6. <b>Kylin Hill</b>	<b>6</b>	<b>2019</b>
Nick Fitzgerald	6	2017
Vick Ballard	6	2011
Dicenzo Miller	6	2000
Dontae Walker	6	2000
Don Smith	6	1986
Walter Packer	6	1974

## MSU RECORD BOOK WATCH: CAREER 100-YARD RUSHING GAMES

Player	Games	Years
1. Nick Fitzgerald	21	2015-18
2. Anthony Dixon	17	2006-09
3. Jerious Norwood	13	2002-05
4. James Johnson	12	1997-98
5. Walter Packer	12	1973-76
6. Vick Ballard	10	2010-11
Dicenzo Miller	10	1998-01
Michael Davis	10	1991-94
Michael Haddix	10	1979-82
<b>10. Kylin Hill</b>	<b>9</b>	<b>2017-p</b>
Dak Prescott	9	2012-15
Don Smith	9	1983-86

## NOSE FOR THE END ZONE

RB **Kylin Hill** has 10 rushing touchdowns through 10 games this season. Hill has scored at least one touchdown rushing in six games this season and has found the end zone at least once through the air or on the ground in eight of MSU's last 12 games, dating back to the 2018 season.

- 16 career touchdowns in 34 career games
- Two three-rushing touchdown games (vs. Kentucky, at Arkansas) this season
- The only SEC player with multiple games with three rushing TDs in 2019
- Second MSU player since 2000 with multiple games with three rushing TDs in a season
- First Bulldog since 2010 (Vick Ballard) with multiple games with three rushing TDs in a season
- First MSU player since at least 2000 with multiple games with three rushing scores in a season
- All 10 rushing touchdowns this season have been inside the red zone (T-1st in SEC)
- Recorded 10 rushing TDs this season compared to six over his first two seasons
- Three rushing TDs against Kentucky were the most for a MSU player during an SEC game since QB Nick Fitzgerald secured four rushing TDs against Arkansas in 2016
- Three rushing TDs against Kentucky also marked the first time since Ballard in 2010 vs. Arkansas that an MSU running back found the end zone three times against an SEC opponent
- Earlier this year, became the first MSU running back with at least three rushing touchdowns in a single game since Vick Ballard had three in 2011 at Memphis

## MSU RECORD BOOK WATCH: SINGLE-SEASON RUSHING TOUCHDOWNS

Player	TDs	Year	Att.	Yds.
1. Vick Ballard	19	2010	186	968
2. Nick Fitzgerald	16	2016	195	1375
Jackie Parker	16	1952	126	455
4. Nick Fitzgerald	14	2017	162	984
Dak Prescott	14	2014	210	986
Anthony Dixon	14	2007	287	1066
Harry Furman	14	1907	NA	NA
8. Nick Fitzgerald	13	2018	221	1121
Dak Prescott	13	2013	134	829
Keffer McGee	13	1995	235	1072
John Bond	13	1983	164	612
-- <b>Kylin Hill</b>	<b>10</b>	<b>2019</b>	<b>192</b>	<b>1062</b>

## MSU RECORD BOOK WATCH: CAREER RUSHING TOUCHDOWNS

Player	TDs	Years	Att.	Yds.
1. Nick Fitzgerald	46	2015-18	601	3607
2. Anthony Dixon	42	2006-09	910	3994
3. Dak Prescott	41	2012-15	536	2521
4. Vick Ballard	29	2010-11	379	2157
5. Michael Davis	27	1991-94	578	2721
6. James Johnson	24	1997-98	453	2452
John Bond	24	1980-83	572	2280
Jackie Parker	24	1952-53	201	663
9. Dontae Walker	22	1999-02	417	1875
10. Don Smith	21	1983-86	485	1868
-- <b>Kylin Hill</b>	<b>16</b>	<b>2017-p</b>	<b>387</b>	<b>2189</b>

## DON'T BLINK

Highlighted by 30 rushes of 10+ yards this season, RB **Kylin Hill** has a career total of 63. Hill had 19 such carries in 11 games last year and 14 in 12 games in 2017. Out of his 63 career 10+ yard runs, 15 have gone for 20+ yards.

- Leads SEC running backs with five 30+ yard runs in SEC play
- Five 20+ yard runs in 2019 have come in SEC play
- Has three career 50+ yard runs, including two this season

## MOVIN' THE CHAINS

RB **Kylin Hill** has an impressive 48 rushes for a first down this season and 107 for his career. Hill is averaging 4.8 rushing first downs per game in 2019.

## BREAKING DOWN HILL'S YARDS AFTER CONTACT

Opponent	Net Rushing Yards	Yards After Contact
Louisiana	197	88
Southern Miss	123	98
Kansas State	111	71
Kentucky	120	59
Auburn	45	33
Tennessee	13	15
LSU	34	25
Texas A&M	150	83
Arkansas	234	124
Alabama	35	30
<b>TOTAL</b>	<b>1,062</b>	<b>621</b>

> Hill had 472 yards after contact in 2018

## SEC LEADERS IN YARDS AFTER CONTACT IN 2019 PER PFF

Rank	Player	School	Yards After Contact
1.	<b>Kylin Hill</b>	<b>Mississippi State</b>	<b>621</b>
2.	Ke'Shawn Vaughn	Vanderbilt	614
3.	D'Andre Swift	Georgia	600
4.	Isaiah Spiller	Texas A&M	595
5.	Rakeem Boyd	Arkansas	565

## SEC LEADERS IN AVOIDED TACKLES IN 2019 PER PFF

Rank	Player	School	Avoided Tackles
1.	Clyde Edwards-Helaire	LSU	48
2.	Ke'Shawn Vaughn	Vanderbilt	45
3.	<b>Kylin Hill</b>	<b>Mississippi State</b>	<b>44</b>
4.	Najee Harris	Alabama	43
5.	Ja'Tarvious Whitlow	Auburn	36

> Hill had 31 avoided tackles in 2018

## TOMMY STEVENS SHINES IN WIN AT ARKANSAS

QB **Tommy Stevens** earned his first SEC win as a starter at quarterback on Nov. 2 at Arkansas. It was Stevens' sixth start this year and his first since Oct. 12 at Tennessee. Stevens completed 12 of 18 passes for 172 yards and two touchdowns.

- Threw multiple TD passes for the third time this season
- Rushed for a season-high 74 yards on 15 attempts
- Had three runs of 10+ yards
- Threw a 33-yard touchdown pass to WR **Osirus Mitchell** in the first quarter
- Found WR **Dedrick Thomas** for a 17-yard completion in the first quarter and then again in the third quarter for 42 yards
- Also had a 27-yard completion to WR **Isaiah Zuber**
- Completed passes to nine different Bulldogs on the day
- Completed 66.7 percent of his passes and averaged 9.6 yards per attempt

## NOTING STEVENS' PERFORMANCE AT ARKANSAS ACCORDING TO PFF

Stevens was State's highest graded player on either side of the ball at Arkansas according to Pro Football Focus (83.5 overall). His offensive grade was the best in the SEC and seventh in the Power 5 among quarterbacks.

### When Facing No Pressure:

- 11-16, 145 yards and 2 TD (9.1 YPA)
- 81.3 adjusted completion percentage

### When Blitzed:

- 5-6, 121 yards and 1 TD (20.2 YPA)
- 100.0 adjusted completion percentage

## BREAKING DOWN STEVENS' PASSING EFFICIENCY

Distance	% of Passes	Comp.	Att.	Comp %	Yards	YPA	TD	INT	Drops
Behind LOS	20.4%	20	22	90.9%	170	7.7	0	0	1
0-9 Yards	30.6%	28	33	84.8%	238	7.2	0	0	1
10-19 Yards	31.5%	14	34	41.2%	207	6.1	3	5	2
20+ Yards	17.6%	5	19	26.3%	154	8.1	4	0	0

## STEVENS SOLID IN SECOND START BEFORE 2ND QUARTER INJURY

In QB **Tommy Stevens'** second start against Southern Miss, he connected with WR **Osirus Mitchell** for a TD on MSU's opening drive for the second straight game (31 yards vs. Louisiana, 28 yards vs. Southern Miss). Mitchell was Stevens' third target of the drive after WR **Dedrick Thomas** and WR **Stephen Guidry** had each hauled in 10+ yard passes.

- Went 7-of-7 passing for 84 yards and a TD in the first quarter, and on the next play threw an 11-yard TD strike to Guidry
- Connected on his first nine passing attempts (105 yards, two TDs) with a 244.2 passer rating before an incompletion late in the second quarter
- Nine straight completions marked the longest streak for a Bulldog QB to start the game since Dak Prescott completed his first 12 passing attempts against Arkansas in 2015
- Left the game late in the second quarter with an injury and did not return

## NOTING TOMMY STEVENS' BULLDOG DEBUT

QB **Tommy Stevens** started for the first time in his college career in State's 38-28 season-opening win at Louisiana. It was his first start at any level since Nov. 7, 2014 in high school.

- For the game, Stevens was 20-of-30 passing for 236 yards and two touchdowns and rushed 11 times for 37 yards and one TD.
- According to PFF, he completed 17 of 22 passes (77.3 percent) for 200 yards (9.1 yards/attempt) and 11 first downs when facing "no pressure" in the season opener.
- In the first half, he went 10-of-16 passing for 127 yards and scored a TD both passing (31-yard pass) and rushing (4-yard run).
- Had touchdown passes of 31 yards (Osirus Mitchell) and 12 yards (Austin Williams).
- Was one of three SEC QBs with multiple passing touchdowns and a rushing TD in Week 1.
- His 20 completions were the most by an MSU QB since Nick Fitzgerald completed 23 passes on Nov. 19, 2016 vs. Arkansas.
- Had 13 completions for a first down, which was the third-most in the SEC in Week 1, and five completions for 15+ yards and a pair for 25+.

## NOTING TRUE FRESHMAN QB GARRETT SHRADER

QB **Garrett Shrader**, an early enrollee from Charlotte Christian North High School in North Carolina who won back-to-back state titles in high school, has been one of the top freshman signal-callers in the FBS this season. Shrader, an electric athlete, joins Oklahoma's Jalen Hurts and Oklahoma State's Spencer Sanders as the only Power 5 players to throw for 1,000+ yards and rush for 500+ yards this season.

- Passed for 1,022 yards and rushed for 503 yards in eight games played
- Averages 62.9 rushing yards per game (8th in FBS among QBs)
- Responsible for 10 touchdowns (7 passing, 3 rushing)
- Only true freshman QB in the FBS with 1,000+ passing yards and 500+ rushing yards
- Led MSU in rushing in four games this season (all vs. SEC)
- TD pass in four games (2 at Auburn, 1 at Tennessee, 1 vs. LSU, 3 at Texas A&M)
- Three touchdown passes at Texas A&M are a career high
- 16 of 17 completions of 20+ yards have been in SEC play
- 17 total completions of 20+ yards
- Responsible for at least one touchdown in five games

- Logged both a passing and rushing touchdown in a single game twice (at Auburn, vs. LSU)
- 29 runs for a first down (2nd in SEC among QBs)
- 26 runs for 10+ yards (2nd in SEC among QBs)
- Four runs for 20+ yards (3rd in SEC among QBs)
- 50 completions for a first down and 48 for 10+ yards
- Three runs of 10+ yards in the red zone
- 11 runs of 10+ yards on second down
- Complete 60+ percent of passes in three different games

## BREAKING DOWN SHRADER'S PASSING EFFICIENCY

Distance	% of Passes	Comp.	Att.	Comp %	Yards	YPA	TD	INT	Drops
Behind LOS	11.0%	13	15	86.7%	112	7.5	0	0	2
0-9 Yards	36.0%	30	49	61.2%	280	5.7	1	1	5
10-19 Yards	33.1%	25	45	55.6%	438	9.7	2	3	1
20+ Yards	19.9%	7	27	25.9%	190	7.0	4	1	1

## SHRADER THROWS CAREER-HIGH 3 TD IN THIRD START AT TEXAS A&M

In his third start, QB **Garrett Shrader** completed 13 of 30 passes for 194 yards and a career-high three touchdowns with one interception on Oct. 26 at Texas A&M.

- Totaled four completions of 25+ yards, including a pair of 30+ yard strikes
- Logged four runs of 10+ yards
- Connected with WR **Stephen Guidry** for a 32-yard TD on MSU's first scoring drive
- Found WR **Isaiah Zuber** for touchdowns twice (14 yards and 35 yards)
- 35-yard TD pass to Zuber is his longest TD pass of the season
- Marked the second straight week he threw a TD of 20+ yards to Guidry
- Threw a touchdown for the fourth straight game this season
- First MSU QB with four straight games with a TD pass in a season since Nick Fitzgerald (2017)
- Had multiple TD passes for the second time this season (Previous: 2 at No. 7 Auburn)
- Became the first Bulldog freshman to throw at least five touchdowns in a single season since Tyler Russell (5) in 2010

## NOTING SHRADER'S SECOND START VS. NO. 2 LSU

QB **Garrett Shrader** made his second career start against No. 2 LSU on Oct. 19. He finished the game 17-of-28 passing for 238 yards and one TD to go along with 66 rushing yards and one TD on 19 carries.

- Career-high 304 yards of total offense and averaged 6.5 yards per play
- Scored State's first TD of the game (12-yard rush)
- Found WR **Stephen Guidry** for a 24-yard TD pass in the fourth quarter
- Had 155 yards of total offense in the first half (9 of 13 passing for 112 yards and one interception to go along with 11 rushes for 43 yards and one touchdown)
- Logged one run of 10+ yards

## SHRADER STARTS AT QB IN SEC OPENER VS. KENTUCKY

QB **Garrett Shrader** started at quarterback in place of QB **Tommy Stevens** vs. Kentucky on Sept. 21. Shrader became the fifth MSU true freshman to start at least one game at quarterback since the 1989 season (others: **Keytaon Thompson** (2017), **Damian Williams** (2013), **Wesley Carroll** (2007), **Todd Jordan** (1989)). Thompson started the 2017 TaxSlayer Bowl vs. Louisville, Williams started the 2013 Egg Bowl vs. Ole Miss and Carroll started in nine games in 2007.

- Accounted for 305 yards of total offense, including rushing for 125 yards on 11 carries, to lead MSU past Kentucky, 28-13 in its SEC opener. Shrader was just the second MSU true freshman QB to start in an SEC game in the last 12 years (Damian Williams, 2013 Egg Bowl the other).
- Efficient 17-of-22 for 180 yards through the air. He accounted for all six of the Bulldogs' 20+ yard plays in the game, including rushes of 49- and 36-yards. With the score a one-possession game and 4:32 remaining, Shrader engineered a six-play, 75 yard drive and extended the drive with a 49-yard rush on third down.
- The winning drive culminated with a touchdown and put the game out of reach. Shrader became the first MSU QB in school history to rush for over 100 yards and pass for over 100 yards in his first career start. He was the first to do it overall since senior Nick Fitzgerald last season.
- Recognized as the SEC Freshman of the Week on Sept. 23, becoming the first Bulldog offensive player to earn the honor since RB LaDarius Perkins on Nov. 27, 2010. He was the first MSU true freshman QB to ever receive the accolade.

## BREAKING DOWN SHRADER'S APPEARANCES (NON STARTS)

### vs. Southern Miss - Week 2

Taking over for QB **Tommy Stevens** in the first half of Week 2 vs. Southern Miss, true QB Garrett Shrader completed seven of his 11 pass attempts for 71 yards as the Bulldogs cruised to their 38-15 win. Shrader completed passes to six different Bulldogs and also rushed for 16 yards. He had a pair of 15+ yard completions - one to RB **Kylin Hill** for 15 yards and the other to WR **Isaiah Zuber** for 17.

### vs. Kansas State - Week 3

He entered the game for Stevens again in Week 3 vs. Kansas State and went 4-of-12 passing for 51 yards, rushed 10 times for 82 yards and a score.

### at Auburn - Week 5

Shrader, who made his first career start in Week 4 against Kentucky, spelled an injured Stevens again in Week 5 at Auburn and found success. Shrader entered the game on MSU's second series in the first quarter and immediately guided the Bulldogs on a 12-play, 75-yard drive that ate up 6:49 for MSU's second-longest scoring drive (time wise) of the season. He connected with WR **Stephen Guidry** for a 9-yard touchdown with 2:20 on the clock. Shrader finished the game 12-of-23 through the air for 209 yards and two touchdowns. He added 89 yards rushing on 16 carries, including a 7-yard touchdown run in the fourth quarter. Shrader accounted for 298 yards of total offense, including all six of the Bulldogs' 20+ yard plays from scrimmage.

### at Tennessee - Week 7

Stevens got the start at quarterback at Tennessee but was spelled by true freshman Garrett Shrader to start the second half. Shrader completed the game and was effective, finishing 5-of-10 for 79 yards through the air. He connected with WR **Dedrick Thomas** on a 17-yard strike to complete an eight-play, 90-yard drive (longest drive of the season in terms of yardage) with 8:27 to play in the game. Shrader extended the drive with a gritty 12-yard run on fourth down. He finished with 62 rushing yards.

### vs. Alabama - Week 12

Entered the game in the tailback spot in the fourth quarter and rushed once for -1 yard.

## TEAM CAPTAIN WILLIAMS IS THE LEADER OF THE O-LINE

C **Darryl Williams** is a team captain, preseason All-American, candidate for the Rimington and Outland Trophies and one of 20 semifinalists for the Jason Witten Collegiate Man of the Year. He made the move to center from left guard during spring ball and anchors an offensive line that has been a strength on offense the last two seasons.

- Started 35 (total career starts with 10 at center) of the Bulldogs' last 36 games
- Has allowed just two sacks since the start of the 2017 season
- Sacks came at Kentucky in 2018 and against Alabama in 2019
- Allowed just seven pressures in 2019 (4 hurries, 2 hits, 1 sack)
- Surrendered only five pressures over the last six games
- Earned SEC Co-Offensive Lineman of the Week honors following his strong performance in Week 2 against Southern Miss
- All 568 of his snaps this season have come at center
- Allowed only one sack, three QB hits and five hurries for just nine total pressures in 2018

## A CLOSER LOOK AT STATE'S O-LINE

The Bulldogs had to replace two starters on the offensive line as guard Deion Calhoun and center Elgton Jenkins departed for the NFL after last season. However, State welcomed back a veteran group with plenty of starting experience. MSU heads into Week 12 with a combined 121 starts on the line. State entered 2019 with 71, which was the fifth-most in the SEC.

### RG Stewart Reese

- Started all but three games (last three this season) of his college career (33; 26 at RT, 7 at RG)
- At Texas A&M on Oct. 26 was his first career missed start
- Has seen action in 339 total snaps in 2019 (276 at RG, 63 at RT)
- Slid into right guard for the first time in his career this season
- Has allowed six pressures (zero sacks) in 171 pass-block snaps in 2019
- Last time he allowed a sack was at Alabama in 2018

### RT Greg Eiland

- Started 24 games in his career
- 17 starts at left tackle and seven at right tackle (first seven games this season)
- Has played the fifth-most snaps this season among MSU's offensive linemen (383)
- 11 snaps this season have been at left tackle

### LT Tyre Phillips

- Played in all 13 games in 2018 (rotated at both tackle positions but did not start)
- Has been solid at left tackle this season, starting all 10 games
- Played the most snaps among MSU's offensive linemen (634)
- Allowed the first sack of his career (340 pass block snaps) at Tennessee (6th game of season)
- Saw action in two snaps at left guard in the season opener
- Surrendered just 2.0 sacks this year (both at Tennessee)
- Fourth-highest graded SEC offensive tackle (min. 500 snaps) by PFF at 78.4

### LG Dareuan Parker

- Saw action in every game last season
- Started at left guard in eight games this season
- Missed the second and third games of this season (injury)
- Had top overall grade in his return vs. Kentucky in Week 5 among MSU offensive linemen from PFF (79.7) and an impressive run-block grade (82.0)
- Two of MSU's three rushing touchdowns and 194 of the Bulldogs' 241 rushing yards vs. Kentucky were to the left (Parker's side)
- Just six pressures allowed in 2019 (1 sack, 1 hit, 4 hurries)
- No sacks allowed in the last five games and has allowed just one all season (vs. Kentucky)

## MORE ON THE BULLDOGS' OFFENSIVE LINE

Behind the starting five, MSU has experience in guard **Michael Story** and tackle **Tommy Champion** and center **Evans Wilkerson**. JUCO transfer **LaQuinston Sharp** saw his first career action in Week 1 at right guard. He earned an 85.7 grade from PFF in 31 snaps played. He's played mostly at right guard so far. He had to take one snap at center in the season opener. At Arkansas, he earned his first career start at right guard, seeing action in 67 snaps and allowing just a pair of pressures (both hurries). He followed up with a solid effort against Alabama, not allowing a single pressure in 35 total snaps.

Champion has started five games (2 at LG, 3 at RT). His starts at right tackle have come in the last three games. He earned his first career start at left guard in Week 2 in place of Parker. He played 40 snaps and was solid, not allowing a pressure. He got the start there again in Week 3. Champion has also seen 30+ snaps of action in three games at right guard (Kentucky, at Auburn, at Tennessee). At Arkansas, he got the start at right tackle but played just 19 snaps. He got the start there again last week at Alabama, seeing action in 35 snaps. Despite not being a regular starter, Champion has played the third-most snaps played on MSU's offensive line this season (436).

## MITCHELL LEADS TEAM IN TD CATCHES

WR **Osirus Mitchell** has a team-best five touchdown receptions this season. The five scoring grabs are a career high for Mitchell in a single season, topping his previous best of four in 2018.

- Most TD catches by a Bulldog in a single season since 2016
- TD catches have been 31, 28, 35, 21 and 33 yards, respectively
- Five TD catches of 20+ yards are the most since WR Chad Bumphis in 2012 (5)
- Five TD catches of 20+ yards are tied for most in the SEC and fifth in the FBS

## GUIDRY HAS THREE TD CATCHES OVER THE LAST SIX GAMES

WR **Stephen Guidry** is second on the team in touchdown receptions (4). Guidry has a TD catch in three of the last six games (3 total)

- Both Mitchell and Guidry have caught a TD in two of the same games (Southern Miss, at Auburn)
- Mitchell or Guidry has a TD reception in seven of 10 games

### More on Guidry ...

- 18 of 22 catches this season have been for a first down
- 10 catches have been for 15+ yards
- Two catches have resulted in 25+ yard gains
- 228 of his 296 receiving yards this season have been in SEC play
- Three of his four receiving touchdowns have been in SEC play
- 222 of his 296 receiving yards have come on first and second downs

## MITCHELL LEADS MSU IN RECEIVING

WR **Osirus Mitchell** is also State's top receiver in yardage (377) and catches (26). He has at least one reception of 20+ yards in six different games. His 18 catches for a first down and 11 catches for 15+ yards lead MSU.

- Led MSU in receiving yards in four games this season
- Caught a TD for the third straight game in Week 3 (first MSU player since WR Chad Bumphis in 2012 to accomplish that feat)
- Caught a TD pass from QB **Tommy Stevens** on MSU's first drive in each of the first two games
- Has multiple receptions in six games this season

## GUIDRY HAS BEST GAME OF SEASON VS. NO. 2 LSU

WR **Stephen Guidry** led MSU in receiving yards (98) and receptions (6) to go along with a 24-yard touchdown catch (first 20-yard reception of the season) in the fourth quarter vs. No. 2 LSU.

- Per PFF, 37 of his yards against No. 2 LSU were earned after the catch
- Had catches vs. five different LSU defenders and a passer rating when targeted of 115.6
- Has just one dropped pass all season so far on 17 catchable targets (drop rate: 5.9%)

## GUIDRY FOLLOWS UP WITH SOLID PERFORMANCE AT TEXAS A&M

WR **Stephen Guidry** caught two passes for 59 yards, including a 32-yard TD at Texas A&M following the LSU game. It was the second straight game he caught a 20+ yard TD pass.

## THOMAS STEPS UP AS RELIABLE TARGET

WR **Dedrick Thomas** is State's second-leading receiver with 313 yards on 22 catches. He also has one touchdown catch to his credit. He has five receptions of 20+ yards and at least one in four different games.

- 15 catches have been for 10+ yards
- Go-to target on third down with all six receptions converting a first down this year
- Four of his catches on third down have been 25+ yard gains, including one for 42
- Leads MSU with 12 catches for 10+ yards in SEC play

## ZUBER SHINES IN 3-GAME STRETCH VS. LSU, AT A&M, AT ARKANSAS

The bulk of graduate transfer WR **Isaiah Zuber's** production has come during three of his last four games. Against LSU, at Texas A&M and at Arkansas, Zuber had 138 receiving yards, seven receptions, two touchdown catches, 19.7 yards per catch during those contests and a 20+ yard catch each game. On the season, Zuber has 14 catches for 211 yards and a pair of touchdowns.

## GIBSON'S BIG DAY

RB **Nick Gibson** had a career performance on Nov. 2, at Arkansas, producing a career-high 129 rushing yards and finding the end zone on a 47-yard run. He averaged 10.8 yards per rush and finished with three 20+ yard runs. Gibson has a rushing TD in three different games this year.

## GREEN CATCHES FIRST TD SINCE 2017

In addition to a couple of punishing blocks on big plays, TE **Farrod Green** reeled in a 3-yard touchdown pass on Nov. 2, at Arkansas for his second career score and first since the 2016 season.

## E40 IS THE LEADER OF THE DEFENSE

Team captain LB **Erroll Thompson** is averaging 7.2 tackles per game this season and leads the Bulldogs with 72. Thompson has recorded seven or more tackles seven times this season, including two games with double-digit stops. He is tied for the SEC lead in QB hits among linebackers (5). His five QB hits, six hurries and half sack give him 12 total pressures on the year, per PFF. He has also logged 32 total "stops" per PFF, which are tackles that constitute a "failure" for the offense.

## PICK SIXES

After LB **Willie Gay Jr.**'s pick-six vs. Kentucky on Sept. 21 and S **Marcus Murphy's** pick-six at Arkansas on Nov. 2, State is the only SEC team with multiple interceptions returned for a TD against conference opponents this season. It's the sixth season over the last 11 that MSU has returned multiple interceptions for touchdowns.

## BRIAN COLE II HAVING SOLID SENIOR SEASON SO FAR

S **Brian Cole II** leads the Bulldogs in tackles for loss this season (7.0). Cole's 7.0 tackles for loss lead the SEC among defensive backs. He also has 2.0 sacks this season to his credit.

- Picked off his first pass of the season at Tennessee in the sixth game (second of his career)
- Recorded at least 0.5 TFL in eight of 15 career games, including five games this season
- Collected 10 total pressures this year, according to PFF
- Logged a career-high nine tackles at Texas A&M

## STUFFING THE STAT SHEET

S **Brian Cole** has been a ballhawk this season. He is one of six SEC players credited with at least one interception, one sack, one forced fumble and one fumble recovery.

Player	School	INT	Sacks	FF	FR
Jeremiah Dinson	Auburn	2	2.0	1	1
Kamren Curl	Arkansas	2	2.0	1	1
Shane Lee	Alabama	1	3.5	1	1
Jonathan Greenard	Florida	1	6.0	1	1
Xavier McKinney	Alabama	1	2.0	2	1
<b>Brian Cole II</b>	<b>Mississippi State</b>	<b>1</b>	<b>2.0</b>	<b>1</b>	<b>1</b>

Cole is one of just five Bulldogs to accomplish that feat in a single season since 2000:

Player	Year	INT	Sacks	FF	FR
Jamar Chaney	2009	2	2.0	2	1
Johnathan Calvin	2016	1	7.0	2	1
Gerri Green	2017	1	5.0	3	1
Johnathan Abram	2018	2	3.0	1	1
<b>Brian Cole II</b>	<b>2019</b>	<b>1</b>	<b>2.0</b>	<b>1</b>	<b>1</b>

## DANTZLER AMONG SEC'S BEST IN COVERAGE

CB **Cameron Dantzler** a preseason All-American, candidate for the Jim Thorpe, Bednarik and Nagurski awards, currently own the No. 5 overall grade (84.9) by PFF in the SEC among cornerbacks this season. Dantzler missed the game at Texas A&M three weeks ago due to injury. The week before, he was solid in coverage against No. 2 LSU (allowed two receptions on three targets for just 13 total yards allowed and one pass defense, per PFF).

- For his career, allowed a passer rating of just 34.4 (1 TD allowed, 5 INTs, 14 pass deflections)
- Played 186 coverage snaps this season and 660 for his career
- Targeted 23 times and allowed just nine receptions (39.1 percent) for 145 yards in 2019
- Allowed only 27 yards after catches this season
- Surrendered just one touchdown this season (at Auburn)
- Recorded two interceptions this season (leads MSU)
- Thrown at just twice against Alabama, allowing one catch for eight yards

## SEC CB LEADERS PASSER RATING ALLOWED PER PFF (MIN. 15 TARGETS)

Rank	Player	School	Rating
1.	Kair Elam	Florida	35.3
2.	Roney Elam	Texas A&M	35.3
3.	<b>Cameron Dantzler</b>	<b>Mississippi State</b>	<b>39.2</b>
4.	Randall Haynie	Vanderbilt	45.9
5.	Patrick Surtain II	Alabama	48.1

## CHRISTMANN SETS SCHOOL CAREER RECORD FOR PATS

Going 6-for-6 on PAT attempts at Arkansas on Nov. 2, K **Jace Christmann** set the school record for most PATs made in a career. Christmann is at 109 heading in to the Abilene Christian game.

## MSU RECORD BOOK WATCH: CAREER PATS MADE

Player	Made	Years	Pct.	Att.
1. <b>Jace Christmann</b>	<b>109</b>	<b>2017-p</b>	<b>.991</b>	<b>110</b>
2. Westin Graves	104	2014-15	.963	108
3. Adam Carlson	89	2005-08	.978	91
Brian Hazelwood	89	1995-99	.947	94
5. Derek DePasquale	87	2009-11	.989	88
6. Joel Logan	76	1987-90	.905	84
7. Bob Morgan	74	1980-82	.949	78
8. Evan Sobiesk	71	2013-14	.947	75
9. Devon Bell	70	2012-15	.972	72
10. Artie Cosby	67	1983-86	.971	69

# OUTSIDE THE HUDDLE PROFILES

## OFFENSIVE PLAYERS

### #70 Tommy Champion – OL

His mother calls him “T.J.” ... Claims he is really a quarterback ... Favorite food is fried pork chop ... Says he is a “hooper at heart” ... Has a one-year-old daughter named KayLeeh Z. Champion and says she comes before anyone.

### #9 Malik Dear – WR

Nickname is “Weeble” ... Earned his undergraduate degree in kinesiology in December of 2018 ... Currently working on a master’s degree in workforce education leadership.

### #55 Greg Eiland – OL

Nickname is “Peewee” ... Enjoys being outdoors ... Avid hunter and fisher ... Rides bulls and horses ... Boston Red Sox fan ... Favorite NFL team is the Indianapolis Colts and is a big fan of Peyton Manning ... Also played baseball growing up ... Favorite candy is Reese’s.

### #18 Cameron Gardner – WR

Nicknames are “Cam” and “Cam G” ... Starkville native that reunites with former teammates Willie Gay Jr, Kameron Jones and Kobe Jones ... Lists the Philadelphia Eagles as his favorite NFL team and De’Andre Hopkins as his favorite player ... His brother (Navy) and nephew (Air Force) both served in the military ... Also played baseball and basketball growing up ... Favorite candies are Swedish Fish and Mike N’ Ikes ... Wants to serve as a secret service agent following his football career ... Lists his parents as the inspirational people in his life because “they’ve been through so much, and you wouldn’t even know because they always have a smile on their face.”

### #82 Farrod Green – TE

Grew up with teammate Leo Lewis ... Played basketball until the 10th grade ... Enjoys watching Netflix and gaming in his free time ... His father coaches at Copiah Lincoln Community College and he grew up on Co-Lin’s campus ... His father has coached at Co-Lin for over 25 years and has coached the likes of Nick Fairley, DeQuan Menzie, Arthur Maulet and MSU alum Donald Gray ... Aspires to be a coach like his father one day ... His go-to breakfast on gamedays is cheese eggs, sausage and a waffle.

### #1 Stephen Guidry – WR

Nicknames are “Bankroll” and “Killa” ... Born in Baton Rouge ... Likes to listen to NBA Youngboy and Boosie before a game to psyche himself up ... Favorite NFL team is the Jacksonville Jaguars and his favorite player is Odell Beckham Jr. ... Also played basketball, track and baseball growing up ... Enjoys playing NBA 2K during his free time ... Hidden talent is jiggling.

### #8 Kylin Hill – RB

Hidden talent is dancing and claims he is the best dancer on the team ... Favorite artist is NBA Youngboy... His dream is to meet Kobe Bryant one day ... Favorite candy is sour gummy worms ... Favorite NFL team is the New England Patriots.

### #5 Osirus Mitchell – WR

Grandmother called him “Bam Bam” growing up because he tended to break and throw things ... Skilled cooked and painter ... Wanted to play basketball not football in college his entire high school career ... Only decided to pursue football after his senior year ... Addicted to white chocolate Hershey’s and hot Cheetos ... Shares the same birthday (Sept. 15) with his mother and sister ... Enjoys fishing to relax ... Made regular fishing trips with Cameron Dantzler and Tim Washington over the summer ... Dantzler lists Osirus as the teammate that inspires him most because of his “motor to go” that pushes Dantzler to also work harder.

### #4 JaVonta Payton – WR

Nicknames are “JP” and “Tay” ... He is the oldest of 12 siblings ... Enjoys watching movies in his spare time and aspires to act following his football career ... Enjoys watching old Disney shows to remind him of his childhood ... Teammates give him a hard time over how skinny he is ... Favorite NFL team is the Tennessee Titans ... Favorite candy is Reese’s.

### #78 Tyre Phillips – OL

Nickname is “Big Country” ... Musically gifted ... Plays the piano and the trumpet ... Despite playing on the offensive line, does not like large crowds and does not like being touched.

### #51 - Stewart Reese - OT

Nickname is “Big Stew” ... Enjoys playing video games ... His favorite video game series is Call of Duty with his favorite game being Black Ops 3 ... Animal lover, especially favors dogs ... Enjoys singing ... Aspires to be an anesthesiologist.

### #6 - Garrett Shrader - QB

Says his nickname is “Shrader” ... Reason he gave was “nobody remembered my first name” ... People around the football building say he’s a grill-master ... Has three siblings ... When asked to describe himself in 25 words or less, he said: bold, fun, confident ... Said his teammates give him a hard time about “the way I dress” ... Can solve a Rubik’s Cube ... Favorite Mississippi State player in the NFL is Jeffery Simmons ... Favorite NFL Player is Aaron Rodgers ... Doesn’t really have social media (has a Twitter account, but not very active) ... Said best advice he’s ever received: “Keep your head where your feet are” ... Two-time state champion at Charlotte Christian ... His father played football and baseball at The Citadel in Charleston, South Carolina.

### #11 Geor’quarius Spivey – TE

His first name combines the beginning of his father’s name, George ... His grandmother gave him the nickname “Monk” as a child because he was hyper and jumped around like a monkey ... Loves playing Fortnite and Madden in his free time ... Feels like he is the “greatest” on the team when it comes to gaming ... Enjoys shopping for new tennis shoes and cooking ... Favorite NFL players are Chad Johnson and Julio Jones ... Also played basketball and ran track growing up ... Says his inspiration is his grandmother because she “influenced me to be a better person.”

### #7 Tommy Stevens - QB

Graduate transfer quarterback from Penn State ... Indianapolis native ... Enjoys hanging out with friends and playing video games in his spare time ... Listens to Metallica to psyche himself up for big games ... Favorite NFL team is the Dallas Cowboys ... His grandfather is a former Marine ... His hidden talent is that he is a “decent bowler” ... One of his favorite snacks is sunflower seeds ... Prefers Hulu over Netflix and likes to binge watch South Park.

### #2 Dedrick Thomas - WR

Nickname is “Sweet Feet” ... Earned the nickname as a sophomore while playing football at Memphis Central from going to camps and juking others on the field ... Claims to be a NBA 2k “freak” ... Grew up believing he was going to play basketball because his closet friends have played the sport on the collegiate and professional level ... Big anime fan with his favorites being Naruto and Dragon Ball Z ... Graduated with a degree in kinesiology in May and is currently pursuing a degree in psychology.

### #88 Powers Warren - TE

Nickname is “Powow” ... Born in Kansas City, Kansas ... His hidden talent is his ability to do a back flip ... Also played basketball, hockey and soccer growing up ... His father is the former Chief Operating Officer of the Minnesota Vikings and was recently named the commissioner of the Big Ten Conference.

### #85 - Austin Williams - WR

Lived in Germany for two years when he was in the fifth grade ... Enjoys skydiving.

### #73 Darryl Williams – OL

Nickname is “The Big General” ... Battles for the title of best griller on the team with Tim Washington ... His specialty is ribs and often hosts the offensive line for cookouts ... Listens to “Ready or Not” by Fugees to get hyped for a big game ... Claims his “phenomenal” suit game will “blow you off the charts” ... Lists his mom and his uncle as his biggest fans and motivations ... Enjoys fishing in his free time ... Favorite Mississippi State tradition is “Don’t Stop Believing” heading into the fourth quarter ... Majoring in human development because he has a passion for working with children and would like to pursue that following his football career.

### #12 Isaiah Zuber - WR

Nickname is “Zube” ... Graduate transfer wide receiver from Kansas State ... Native of Stone Mountain, Georgia, and played at Stephenson, the same high school that produced former MSU players Preston Smith and Montez Sweat and current Bulldog Chauncey Rivers.



# OUTSIDE THE HUDDLE PROFILES

## DEFENSE/SPECIAL TEAMS PLAYERS

### #90 Lee Autry – DT

Younger brother to former Bulldog and current Indianapolis Colt – Denico Autry ... His secret hobby is making beats on his laptop ... Wears No. 90 because it was the number he wore when he first started playing football ... Favorite NFL team is the Carolina Panthers ... Also played basketball growing up ... Favorite candy is Trollis gummies ... Plays football for his mother and wants to give back to her after watching her struggle to make ends meet when growing up ... After his football career, he dreams of giving back to his community and helping high school athletes develop on the field to earn collegiate scholarships.

### #32 Brian Cole II - S

Nickname is "BCole" ... Was on the swim team in middle school ... Avid video gamer that enjoys playing NBA2K ... Hails from Saginaw, Michigan where he was the No. 1 receiver in the state of Michigan coming out of high school ... Allergic to dogs despite wanting to own one someday ... Enjoys super heroes and has a tattoo of his favorite – The Incredible Hulk ... His father is a retired police officer ... Darryl Williams lists Cole as his most inspirational teammate, calling him family and admiring his love for the game of football.

### #3 - Cameron Dantzer - CB

Nickname in high school was "The Needle", because he was long and skinny but "when I hit you, it hurts" ... Enjoys singing and watching cartoons ... His favorite cartoons are SpongeBob SquarePants and The Boondocks ... Listens to NBA Youngboy and Meek Mill before big games ... Lists his mom as his biggest fan because she "brags on me so much, it's crazy" ... His son, Cameron Dantzer Jr., was born on May 26 ... Says the birth of his son has "changed his whole demeanor" ... Also adopted a pitbull puppy, Bruno, over the summer ... His go-to breakfast on game days is pancakes ... Enjoys fishing and riding horses in his free time ... Made regular fishing trips with Osirus Mitchell and Tim Washington over the summer.

### #6 Willie Gay Jr. - LB

Starkville native that was high school teammates with fellow Bulldog Kobe Jones on defense ... Grew up a Mississippi State fan ... enjoys singing ... Mother calls him Chip because she says he is "sweet as a chocolate chip" ... Runs an Instagram account for his two pitbulls – Pac & Leila Ali.

### #11 Jaquarius Landrews

Goes by his middle name "Capri" because he isn't the biggest fan of his first name ... He is left handed ... Wears No. 11 to represent being the "11th man on the field" ... Teammates gave him a hard time over the summer for shaving his head ... Favorite candy is M&M's ... Earned his undergraduate degree in interdisciplinary studies in December of 2018 ... Currently working on his master's degree in workforce education leadership ... His daughter, Nevaeh, was born in January ... Says she is his inspiration because she "gives him every reason to be great."

### #52 Kobe Jones - DE

Reunites on defense with high school teammate with Willie Gay Jr. ... One of his former coaches gave him the nickname "Mayor of Starkville" over the 2018 season ... Has worn No. 52 since he was seven ... Favorite NFL team is the Dallas Cowboys ... Favorite television show is "Power" ... Favorite food is ribeye steak ... Helps coach the Starkville Cowboys, a local little league football team.

### #10 Leo Lewis – LB

Farrod Green lists him as his most inspirational teammate ... The duo is from the same area in Mississippi and understand each other's struggles of growing up and motivates the two to push harder ... The two have been close friends before becoming teammates at Mississippi State.

### #54 Fabien Lovett - DT

Nickname is "Fabo" ... Claims to be a "shy" and "quiet" person ... Likes to play Madden during his free time ... Following his football career, he'd like to pursue welding ... Favorite candies are cherry sours and white chocolate Reese's.

### #7 Marcus Murphy - S

Plays in honor of his mother Demetrick Murphy, who passed away unexpectedly in January, and his son Mason ... Mason is battling a rare genetic abnormality and is searching for a bone marrow transplant ... Wears No. 7 because it "means everything" to his family ... Enjoys hunting in his spare time ... Favorite NFL team is the Atlanta Falcons ... Says his baseball skills is his hidden talent.

### #29 C.J. Morgan - S

Played violin before he ever picked up football and continued to play the instrument up until the 9th grade ... Is the oldest of four siblings ... Before every game, listens to his "Old Vibes" playlist, which consists of 70s to 2000s R&B ... Active brother of the Phi Beta Sigma Fraternity ... Loves joking around with his friends ... Favorite artist is Drake ... Says he hates to hold hands with anyone because he has "really sweaty hands."

### #8 Maurice Smitherman - CB

Nickname is "Mo" ... He chose to wear No. 8 because of its ties to "new beginnings" in the Bible ... His favorite NFL team is the New England Patriots ... Best advice he ever received is from former Bulldog and NFL star Darius Slay: you have to know "that you are the best on the field" ... Enjoys sour candies ... Also played basketball growing up.

### #40 Erroll Thompson - LB

Enjoys listening to music to get hyped on gamedays ... Favorite Mississippi State tradition is the Dawg Walk ... Enjoys hanging out with friends and playing video games in his free time ... Go-to breakfast on gamedays is an omelet ... Played baseball until his junior year of high school ... Claims he was a better baseball player than football player growing up ... Models his game after Luke Kuechly and Bobby Wagner ... Talks to his dad, a former Alabama State football player, after every game ... His father likes to watch game replays and will critique his game.

### #50 Tim Washington - LB

Young linebackers on the team call him "Uncle Tim" ... Enjoys fishing and spent the summer taking fishing trips with Cameron Dantzer and Osirus Mitchell ... Has a passion for cooking and grilling ... Battles Darryl Williams for the title of the best griller on the team ... Some of his favorite things to cook/grill are seafood and chicken ... Earned his undergraduate degree in industrial technology in May ... Currently pursuing a master's degree in workforce education leadership.

### #67 Paul Blackwell - SNP

Both of his grandfathers – Milton Chandler and James Blackwell served in the military ... Enjoys fishing and boating ... Goal is to work as a petroleum engineer following his football career ... Also played soccer and baseball growing up ... Favorite NFL team is the New Orleans Saints.

### #42 Tucker Day - P

Enjoys singing acting ... Several family members are actors ... Skilled at impersonating people and characters ... Avid hockey fan and enjoys playing hockey as well ... Big fan of the Nashville Predators and New York Rangers ... Was an amateur junior hockey player for the Nashville Junior Predators.

### #47 - Jace Christmann - K

Born John Christmann V ... His family did not call him John for the first month of his life to avoid the confusion of being a fifth-generation John ... His dad found the name Jace in an old book, which is derived from the initials J.C. ... Learned how to solve a Rubik's Cube over the 2018 season ... Runs a Twitter account dedicated to the Bulldog specialists (@4thDownDawgs).

### #48 Scott Goodman - K

Is a triplet ... The only boy of the triplet set and was born second by a minute ... His older sister, Jamie, attends Ole Miss while his younger sister, Sydney, attends Auburn ... He did not grow up playing football, only starting his football career in high school ... Favorite NFL team is the New Orleans Saints ... Also grew up playing soccer and baseball ... Likes to hunt and fish during his free time.

### #27 Kody Schexnayder – P/HLD

Nickname is "Shex" ... Has a twin brother, Kyle ... The first sport he actually fell in love with was baseball before finding his passion for football ... Enjoys fishing in his spare time ... His favorite NFL team is the New Orleans Saints ... His family had to overcome tragedy after losing everything in the effects of Hurricane Katrina in 2005.

# CAREER/GAME-BY-GAME STARTS

## MISSISSIPPI STATE CAREER STARTS BY POSITION

### OFFENSE

#### LEFT TACKLE

Greg Eiland - 17  
Tyre Phillips - 10

#### LEFT GUARD

Darryl Williams - 25  
Michael Story - 3  
Tommy Champion - 2  
Dareuan Parker - 8

#### CENTER

Darryl Williams - 10

#### RIGHT GUARD

Stewart Reese - 7  
Michael Story - 1  
LaQuinston Sharp - 2

#### RIGHT TACKLE

Stewart Reese - 26  
Greg Eiland - 7  
Tommy Champion - 3

#### TIGHT END

Farrod Green - 31  
Georquarius Spivey - 1

#### WIDE RECEIVER

Osirus Mitchell - 23  
Dedrick Thomas - 17  
Malik Dear - 9  
Stephen Guidry - 11  
Austin Williams - 5  
Isaiah Zuber - 3  
Cameron Gardner - 1

#### RUNNING BACK

Kylin Hill - 21  
Nick Gibson - 1

#### QUARTERBACK

Tommy Stevens - 7  
Garrett Shrader - 3  
Keytaon Thompson - 2

#### DEFENSE

##### DEFENSIVE END

Fletcher Adams - 7  
Chauncey Rivers - 10  
Marquiss Spencer - 10

##### DEFENSIVE TACKLE

Fabien Lovett - 9  
Lee Autry - 4  
Jaden Crumedy - 7  
Fletcher Adams - 1  
Kobe Jones - 1

#### LINEBACKER

Leo Lewis - 45  
Erroll Thompson - 42  
Willie Gay Jr. - 6  
Brian Cole II - 1

#### SAFETY

Brian Cole II - 13  
Jaquarius Landrews - 13  
C.J. Morgan - 21  
Marcus Murphy - 1

#### CORNERBACK

Cameron Dantzler - 21  
Maurice Smitherman - 8  
Martin Emerson - 2  
Jarrian Jones - 1  
Tyler Williams - 3

## MISSISSIPPI STATE OFFENSIVE GAME-BY-GAME STARTERS IN 2019

Game	WR (X)	WR (H)	WR (Z)	LT	LG	C	RG	RT	TE	RB	QB
at Louisiana	C. Gardner	D. Thomas	O. Mitchell	T. Phillips	D. Parker	D. Williams	S. Reese	G. Eiland	F. Green	K. Hill	T. Stevens
Southern Miss	S. Guidry	D. Thomas	O. Mitchell	T. Phillips	T. Champion	D. Williams	S. Reese	G. Eiland	F. Green	K. Hill	T. Stevens
Kansas State	S. Guidry	D. Thomas	O. Mitchell	T. Phillips	T. Champion	D. Williams	S. Reese	G. Eiland	F. Green	K. Hill	T. Stevens
Kentucky	I. Zuber	G. Spivey (TE)	O. Mitchell	T. Phillips	D. Parker	D. Williams	S. Reese	G. Eiland	F. Green	K. Hill	G. Shrader
at Auburn	S. Guidry	D. Thomas	O. Mitchell	T. Phillips	D. Parker	D. Williams	S. Reese	G. Eiland	F. Green	K. Hill	T. Stevens
at Tennessee	I. Zuber	D. Thomas	O. Mitchell	T. Phillips	D. Parker	D. Williams	S. Reese	G. Eiland	F. Green	K. Hill	T. Stevens
LSU	S. Guidry	D. Thomas	O. Mitchell	T. Phillips	D. Parker	D. Williams	S. Reese	G. Eiland	F. Green	K. Hill	G. Shrader
at Texas A&M	S. Guidry	D. Thomas	O. Mitchell	T. Phillips	D. Parker	D. Williams	M. Story	T. Champion	F. Green	K. Hill	G. Shrader
at Arkansas	S. Guidry	D. Thomas	O. Mitchell	T. Phillips	D. Parker	D. Williams	L. Sharp	T. Champion	F. Green	K. Hill	T. Stevens
Alabama	D. Thomas	I. Zuber	O. Mitchell	T. Phillips	D. Parker	D. Williams	L. Sharp	T. Champion	F. Green	K. Hill	T. Stevens
Abilene Christian											
Ole Miss											

## MISSISSIPPI STATE DEFENSIVE GAME-BY-GAME STARTERS IN 2019

Game	DE	DT	NG	DE	WLB	MLB	S/LB	CB	FS	SS	CB
at Louisiana	C. Rivers	J. Crumedy	F. Lovett	M. Spencer	L. Lewis	E. Thompson	B. Cole II	M. Smitherman	C. Morgan	J. Landrews	C. Dantzler
Southern Miss	C. Rivers	L. Autry	F. Lovett	M. Spencer	L. Lewis	E. Thompson	B. Cole II	M. Smitherman	C. Morgan	J. Landrews	C. Dantzler
Kansas State	C. Rivers	J. Crumedy	F. Lovett	M. Spencer	L. Lewis	E. Thompson	B. Cole II	M. Smitherman	C. Morgan	J. Landrews	T. Williams
Kentucky	C. Rivers	L. Autry	F. Lovett	M. Spencer	L. Lewis	E. Thompson	B. Cole II	M. Smitherman	C. Morgan	J. Landrews	C. Dantzler
at Auburn	C. Rivers	J. Crumedy	F. Lovett	M. Spencer	L. Lewis	E. Thompson	B. Cole II	M. Smitherman	C. Morgan	J. Landrews	C. Dantzler
at Tennessee	C. Rivers	L. Autry	F. Lovett	M. Spencer	L. Lewis	E. Thompson	B. Cole II	M. Smitherman	C. Morgan	J. Landrews	C. Dantzler
LSU	C. Rivers	J. Crumedy	F. Lovett	M. Spencer	L. Lewis	E. Thompson	B. Cole II	M. Emerson	C. Morgan	J. Landrews	C. Dantzler
at Texas A&M	C. Rivers	J. Crumedy	F. Lovett	M. Spencer	L. Lewis	E. Thompson	B. Cole II	M. Emerson	C. Morgan	J. Landrews	J. Jones
at Arkansas	C. Rivers	J. Crumedy	F. Lovett	M. Spencer	L. Lewis	E. Thompson	B. Cole II	T. Williams	M. Murphy	J. Landrews	C. Dantzler
Alabama	C. Rivers	J. Crumedy	F. Lovett	M. SpEncer	L. Lewis	E. Thompson	B. Cole II	T. Williams	C. Morgam	J. Landrews	C. Dantzler
Abilene Christian											
Ole Miss											

# CAREER PARTICIPATION

## MISSISSIPPI STATE CAREER STARTS/PARTICIPATION CHART

Player	'16	'17	'18	'19	Total
Fletcher Adams	11/0	13/6	13/2	8/0	45/8
Somon Anderson	--	--	2/0	2/0	4/0
Lee Autry	--	--	13/1	3/3	16/4
Paul Blackwell	--	--	--	10/0	10/0
Aaron Brule	--	--	4/0	10/0	14/0
Logan Burnett	--	2/0	2/0	2/0	6/0
Tommy Champion	--	--	6/0	10/5	16/5
Korey Charles	--	3/0	7/0	5/0	15/0
Brian Cole II	--	--	5/4	10/10	15/14
Jace Christmann	--	13/0	13/0	9/0	35/0
Aadreekis Conner	--	--	--	7/0	7/0
Londyn Craft	--	--	2/0	5/0	7/0
Charles Cross	--	--	--	3/0	3/0
Jaden Crumedy	--	--	2/0	10/7	12/7
Brad Cumbest	--	--	3/0	9/0	12/0
Cameron Dantzler	--	13/0	13/13	8/8	34/21
Tucker Day	--	2/0	13/0	10/0	25/0
Malik Dear *	12/9	0/0	11/0	10/0	44/9
Taury Dixon	--	--	10/0	4/0	14/0
Collin Duncan	--	--	--	9/0	9/0
Greg Eiland	--	13/4	13/13	9/7	35/24
Martin Emerson	--	--	--	10/2	10/2
Raymond Freeman	--	--	2/0	--	2/0
Esaias Furdge	--	--	2/0	--	2/0
Cameron Gardner	--	--	3/0	10/1	13/1
Willie Gay Jr.	--	13/0	13/6	3/0	29/6
Nick Gibson	3/0	13/1	9/0	8/0	33/1
Scott Goodman	--	--	13/0	9/0	22/0
Farrod Green	12/8	13/13	13/0	10/10	48/31
Landon Guidry	--	--	8/0	9/0	17/0
Stephen Guidry	--	--	13/5	9/6	22/11
Kylin Hill	--	13/0	11/11	10/10	34/21
James Jackson	--	--	4/0	8/0	12/0
Devonta Jason	--	--	13/0	2/0	15/0
R.J. Jennings	--	--	9/0	3/0	12/0
Jett Johnson	--	--	2/0	--	2/0
Kwatrivous Johnson	--	--	2/0	1/0	3/0
Dontea Jones	--	4/0	12/0	9/0	25/0
Jarrian Jones	--	--	--	8/1	8/1
Kendell Jones	1/0	4/0	1/0	7/0	13/0
Kobe Jones	--	13/0	13/1	10/0	36/1
Sh'mar Kilby-Lane	--	--	6/0	8/0	14/0
Jaquarius Landrews	--	--	10/3	10/10	20/13
Jordan Lawless	--	--	2/0	1/0	3/0
Leo Lewis	13/13	13/12	12/10	10/10	48/45
Fabien Lovett	--	--	2/0	10/10	12/10
Jalen Mayden	--	--	3/0	--	3/0
Osirus Mitchell	--	9/0	13/13	10/10	32/23
C.J. Morgan	--	10/0	13/3	9/9	32/12
Marcus Murphy	--	--	12/0	3/1	15/1
Aaron Odom	--	--	2/0	1/0	3/0
Dareاون Parker	--	12/0	13/0	8/8	33/8
JaVonta Payton	--	--	--	9/0	9/0

Player	'16	'17	'18	'19	Total
Nick Pendley	--	--	--	1/0	1/0
Fred Peters	--	--	--	10/0	10/0
Tyre Phillips	--	--	13/0	10/10	23/10
Nathan Pickering	--	--	--	6/0	6/0
Shawn Preston	--	--	1/0	6/0	7/0
J.P. Purvis	--	--	--	4/0	4/0
Jaylon Reed	--	--	3/0	--	3/0
Stewart Reese	--	13/13	13/13	8/7	34/33
Chauncey Rivers	--	--	13/0	10/10	23/10
Robert Rivers	--	--	3/0	1/0	4/0
Devon Robinson	--	--	1/0	--	1/0
Demonte' Russell	--	--	--	3/0	3/0
Kody Schexnayder	4/0	1/0	13/0	10/0	28/0
LaQuinston Sharp	--	--	--	6/2	6/2
Joshua Short	--	--	1/0	--	1/0
Garrett Shrader	--	--	--	8/3	8/3
Maurice Smitherman	10/0	13/0	13/2	6/6	42/8
Marquiss Spencer	12/0	13/0	5/1	10/10	38/9
Geor'quarius Spivey	--	--	3/0	10/1	13/1
Tommy Stevens	--	--	--	7/7	7/7
Michael Story	8/2	6/0	9/1	9/1	32/4
Cordavien Suggs	--	--	--	1/0	1/0
Nathan Swanson	--	--	2/0	--	2/0
Deddrick Thomas	10/0	13/0	13/8	10/9	46/17
Erroll Thompson	--	13/3	13/13	10/10	36/26
Keytaon Thompson	--	10/1	9/1	--	19/2
Sherman Timbs	--	--	1/0	10/0	11/0
Powers Warren	--	--	5/0	1/0	6/0
Tim Washington	12/0	13/0	13/0	9/0	47/0
Nathaniel Watson	--	--	2/0	5/0	7/0
Evans Wilkerson	12/0	13/0	13/0	10/0	48/0
Austin Williams	--	--	13/5	10/0	23/5
Darryl Williams	7/0	13/13	12/12	10/10	42/35
Tyler Williams	--	--	9/0	7/3	16/3
Lee Witherspoon	--	--	--	8/0	8/0
Cameron Young	--	--	1/0	8/0	9/0
Isaiah Zuber	--	--	--	10/3	10/3

\* 11/0 in 2015

# LONG PLAYS

## MISSISSIPPI STATE'S 20+ YARD PLAYS

### MSU'S 20+ YARD PLAYS BREAKDOWN

#### BY PLAY

Pass .....	25
Rush .....	20
<b>TOTAL</b> .....	<b>45</b>

#### BY GAME

Louisiana .....	3
Southern Miss .....	4
Kansas State .....	3
Kentucky .....	6
Auburn .....	6
Tennessee .....	1
LSU .....	3
Texas A&M .....	6
Arkansas .....	9
Alabama .....	4
Abitene Christian .....	
Ole Miss .....	

#### BY QUARTER

1st .....	11
2nd .....	11
3rd .....	12
4th .....	11

#### RUSHING

Kylin Hill .....	9
Garrett Shrader .....	4
Nick Gibson .....	4
Tommy Stevens .....	2
Lee Witherspoon .....	1

#### PASSING

Garrett Shrader .....	17
Tommy Stevens .....	8

#### RECEIVING

Osirus Mitchell .....	6
Dedrick Thomas .....	5
Isaiah Zuber .....	4
Stephen Guidry .....	3
Farrod Green .....	2
Austin Williams .....	2
Malik Dear .....	1
Nick Gibson .....	1
JaVonta Payton .....	1

#### 20+ MORE YARD TOUCHDOWNS

Osirus Mitchell .....	5
Stephen Guidry .....	2
Nick Gibson .....	1
Lee Witherspoon .....	1
Isaiah zuber .....	1

### MSU'S 20+ YARD PLAYS FROM SCRIMMAGE

Yards	Type	Player	Opponent	Qtr.
62	Rush	Kylin Hill	Arkansas	1st
58	Rush	Kylin Hill	Arkansas	2nd
49	Rush	Garrett Shrader	Kentucky	4th
47*	Rush	Nick Gibson	Arkansas	4th
47	Pass	Farrod Green from Garrett Shrader	Auburn	2nd
46	Rush	Tommy Stevens	Alabama	3rd
42	Pass	Dedrick Thomas from Tommy Stevens	Arkansas	3rd
39	Rush	Kylin Hill	Texas A&M	3rd
38*	Pass	Isaiah Zuber from Garrett Shrader	Texas A&M	4th
37	Rush	Kylin Hill	Arkansas	2nd
36	Rush	Kylin Hill	Texas A&M	1st
36	Rush	Garrett Shrader	Kentucky	2nd
35*	Pass	Osirus Mitchell from Tommy Stevens	Kansas State	2nd
33*	Pass	Osirus Mitchell from Tommy Stevens	Arkansas	1st
32	Pass	Stephen Guidry from Garrett Shrader	Texas A&M	1st
31*	Pass	Osirus Mitchell from Tommy Stevens	Louisiana	1st
30	Pass	Tommy Stevens to Farrod Green	Alabama	3rd
30	Pass	JaVonta Payton from Garrett Shrader	Auburn	4th
29	Pass	Isaiah Zuber from Garrett Shrader	LSU	3rd
28	Rush	Nick Gibson	Arkansas	4th
28*	Pass	Osirus Mitchell from Tommy Stevens	Southern Miss	1st
28	Pass	Austin Williams from Tommy Stevens	Louisiana	2nd
27	Rush	Tommy Stevens	Alabama	1st
27	Pass	Isaiah Zuber from Tommy Stevens	Arkansas	2nd
26	Pass	Dedrick Thomas from Garrett Shrader	Kansas State	3rd
25	Pass	Stephen Guidry from Garrett Shrader	Texas A&M	4th
25	Pass	Dedrick Thomas from Garrett Shrader	Texas A&M	3rd
25	Pass	Dedrick Thomas from Garrett Shrader	Kentucky	3rd
24	Pass	Nick Gibson from Garrett Shrader	LSU	2nd
24*	Pass	Stephen Guidry from Garrett Shrader	LSU	4th
24	Rush	Garrett Shrader	Auburn	1st
22	Rush	Kylin Hill	Kansas State	2nd
22	Rush	Kylin Hill	Southern Miss	1st
22	Rush	Kylin Hill	Southern Miss	3rd
22*	Rush	Lee Witherspoon	Southern Miss	4th
21	Rush	Nick Gibson	Arkansas	2nd
21	Pass	Osirus Mitchell from Garrett Shrader	Tennessee	4th
21*	Pass	Osirus Mitchell from Garrett Shrader	Auburn	3rd
21	Pass	Dedrick Thomas from Garrett Shrader	Kentucky	1st
20	Rush	Nick Gibson	Alabama	4th
20	Rush	Garrett Shrader	Auburn	4th
20	Pass	Isaiah Zuber from Garrett Shrader	Auburn	3rd
20	Pass	Austin Williams from Garrett Shrader	Kentucky	2nd
20	Pass	Malik Dear from Garrett Shrader	Kentucky	3rd
20	Rush	Kylin Hill	Louisiana	1st

\*Denotes play resulted in touchdown.

## MISSISSIPPI STATE'S LONGEST PLAYS OF THE SEASON

Type	Play	Opponent
Rushing	62 yards by Kylin Hill	Arkansas (11/2)
Rushing Touchdown	47 yards by Nick Gibson	Arkansas (11/2)
Passing	47 yards by Garrett Shrader to Farrod Green	at Auburn (9/28)
Passing Touchdown	38 yards by Garrett Shrader to Isaiah Zuber	at Texas A&M (10/26)
Punt Return	40 yards by Malik Dear	at Louisiana (8/31)
Kick Return	24 yards by JaVonta Payton	Kansas State (9/14)
Interception Return	52 yards by Willie Gay Jr.	Kentucky (9/21)
Punt	70 yards by Tucker Day	LSU (10/19)
Field Goal	51 yards by Jace Christmann	at Tennessee (10/12)

# MISCELLANEOUS STATS

## GAMES WITH A RECEPTION

Player	'16	'17	'18	'19	Career
#1 Stephen Guidry	--	--	12	8	20
#2 Deddrick Thomas	3	11	10	10	34
#3 Devonta Jason	--	--	2	--	2
#4 JaVonta Payton	--	--	--	4	4
#5 Osirus Mitchell	--	5	10	8	23
#8 Kylin Hill	--	3	10	8	21
#9 Malik Dear (10 in '15)	10	--	1	2	23
#12 Isaiah Zuber	--	--	--	6	6
#18 Cameron Gardner	--	--	--	1	1
#21 Nick Gibson	0	3	5	2	10
#25 Brad Cumbest	--	--	1	1	2
#82 Farrod Green	6	5	9	9	29
#84 Dontea Jones	--	0	4	3	7
#85 Austin Williams	--	--	7	5	12

## GAMES WITH 5+ RECEPTIONS

Player	'16	'17	'18	'19	Career
#1 Stephen Guidry	--	--	0	1	1
#5 Osirus Mitchell	--	0	2	4	5
#8 Kylin Hill	--	0	1	--	1
#9 Malik Dear (1 in '15)	0	--	0	--	1

## RECEPTIONS OF 20+ YARDS

Player	'16	'17	'18	'19	Career
#1 Stephen Guidry	--	--	9	3	12
#2 Deddrick Thomas	0	4	4	4	12
#3 Devonta Jason	--	--	1	1	2
#5 Osirus Mitchell	--	--	7	4	11
#8 Kylin Hill	--	0	2	--	2
#9 Malik Dear (1 in '15)	4	--	0	--	5
#21 Nick Gibson	0	0	0	2	2
#25 Brad Cumbest	--	--	1	--	1
#82 Farrod Green	0	4	0	1	5
#84 Dontea Jones	--	0	1	--	1
#85 Austin Williams	--	--	3	2	5

## RECEPTIONS OF 50+ YARDS

Player	'16	'17	'18	'19	Career
#1 Stephen Guidry	--	--	2	--	2
#5 Osirus Mitchell	--	--	1	--	1
#8 Kylin Hill	--	--	1	--	1
#82 Farrod Green	0	1	0	--	1

## RECEPTIONS FOR A FIRST DOWN

Player	'16	'17	'18	'19	Career
#1 Stephen Guidry	--	--	15	19	34
#2 Deddrick Thomas	3	10	10	13	36
#3 Devonta Jason	--	--	2	--	2
#5 Osirus Mitchell	--	3	13	18	34
#8 Kylin Hill	--	1	6	5	12
#9 Malik Dear (14 in '15)	13	--	1	3	31
#12 Isaiah Zuber	--	--	--	8	8
#18 Cameron Gardner	--	--	--	1	1
#21 Nick Gibson	0	2	2	1	5
#25 Brad Cumbest	--	--	1	--	1
#82 Farrod Green	7	5	5	8	26
#84 Dontea Jones	--	0	3	3	6
#85 Austin Williams	--	--	5	5	10

## 100-YARDS RECEIVING

Player	'16	'17	'18	'19	Career
#1 Stephen Guidry	--	--	1	--	1
#5 Osirus Mitchell	--	0	1	--	1

## GAMES WITH A RECEIVING TD

Player	'16	'17	'18	'19	Career
#1 Stephen Guidry	--	--	3	4	7
#2 Deddrick Thomas	1	4	2	1	8
#5 Osirus Mitchell	--	0	3	5	8
#8 Kylin Hill	--	0	4	--	4
#9 Malik Dear (1 in '15)	2	--	0	--	3
#82 Farrod Green	1	0	0	1	2
#84 Dontea Jones	--	0	1	--	1
#85 Austin Williams	--	--	2	1	3

## GAMES WITH MULTIPLE RECEIVING TDS

Player	'16	'17	'18	'19	Career
#5 Osirus Mitchell	--	0	1	--	1
#9 Malik Dear (1 in '15)	0	--	0	--	1
#85 Austin Williams	--	--	1	--	1

## RUNS OF 10+ YARDS

Player	'16	'17	'18	'19	Career
#6 Garrett Shrader	--	--	--	26	26
#8 Kylin Hill	--	14	19	29	62
#21 Nick Gibson	2	8	5	7	22

## RUNS OF 20+ YARDS

Player	'16	'17	'18	'19	Career
#6 Garrett Shrader	--	--	--	8	8
#8 Kylin Hill	--	1	5	9	16
#21 Nick Gibson	0	1	2	3	6

## RUNS OF 50+ YARDS

Player	'16	'17	'18	'19	Career
#8 Kylin Hill	--	0	1	2	3
#21 Nick Gibson	0	0	1	--	1

## RUSHING FIRST DOWNS

Player	'16	'17	'18	'19	Career
#6 Garrett Shrader	--	--	--	31	31
#8 Kylin Hill	--	22	37	47	106
#21 Nick Gibson	3	11	11	10	35

## 100-YARDS RUSHING

Player	'16	'17	'18	'19	Career
#6 Garrett Shrader	--	--	--	2	2
#8 Kylin Hill	--	0	3	6	9
#21 Nick Gibson	0	0	0	1	1

## GAMES WITH A RUSHING TOUCHDOWN

Player	'16	'17	'18	'19	Career
#6 Garrett Shrader	--	--	--	3	3
#7 Tommy Stevens	--	--	--	2	2
#8 Kylin Hill	--	2	3	6	11
#21 Nick Gibson	0	1	1	3	5

## GAMES WITH MULTIPLE RUSHING TDS

Player	'16	'17	'18	'19	Career
#8 Kylin Hill	--	0	1	2	3

# CAREER HIGHS

## MISSISSIPPI STATE OFFENSIVE/SPECIAL TEAMS CAREER HIGHS

### #1 WR STEPHEN GUIDRY

Receptions	6, vs. LSU (10-19-19)
Receiving Yards	130, vs. Texas A&M (10-27-18)
Receiving TDs	1, (6x) last vs. LSU (10-19-19)
Long Reception	84 vs. Texas A&M (10-27-18)

### #2 WR DEDDRICK THOMAS

Receptions	4, vs. Ole Miss (11-23-17)
Receiving Yards	70, vs. LA Tech (11-3-18)
Receiving TDs	1, (5x) last vs. Tennessee (10-12-19)
Long Reception	44, vs. Louisiana (9-15-18)
Punt Returns	4, vs. Massachusetts (11-3-17)
Punt Return Yards	104, vs. Massachusetts (11-3-17)
Long Punt Return	83 vs. Massachusetts (11-3-17)
Kick Returns	5, vs. Louisville (12-30-17)
Kick Return Yards	110, vs. Louisville (12-30-17)
Long Kick Return	22, (twice) last at Ole Miss (11-22-18)

### #3 WR DEVONTA JASON

Receptions	1, (twice) last vs. LA Tech (11-3-18)
Receiving Yards	25, vs. Stephen F. Austin (9-1-18)
Receiving TDs	none
Long Reception	25, vs. Stephen F. Austin (9-1-18)

### #4 JAVONTA PAYTON

Receptions	2, vs. Kentucky (9-21-19)
Receiving Yards	30, at Auburn (9-28-19)
Long Reception	30, at Auburn (9-28-19)

### #5 WR OSIRUS MITCHELL

Receptions	6, (3x) last at Louisiana (8-31-19)
Receiving Yards	114, vs. Stephen F. Austin (9-1-18)
Receiving TDs	2, vs. Stephen F. Austin (9-1-18)
Long Reception	84, vs. Stephen F. Austin (9-1-18)

### #6 QB GARRETT SHRADER

Completions	17, (2x) last vs. LSU (10-19-19)
Attempts	30, at Texas A&M (10-26-19)
Passing Yards	238, vs. LSU (10-19-19)
Passing TDs	3, at Texas A&M (10-26-19)
Long Pass	47, at Auburn (9-28-19)
Rushes	19, vs. LSU (10-19-19)
Rushing Yards	125, vs. Kentucky (9-21-19)
Rushing TDs	1, (3x) last vs. LSU (10-19-19)
Long Rush	49, vs. Kentucky (9-21-19)

### #7 QB TOMMY STEVENS

Completions	20, at Louisiana (8-31-19)
Attempts	30, at Louisiana (8-31-19)
Passing Yards	236, at Louisiana (8-31-19)
Passing TDs	2, (3x) last at Arkansas (11-2-19)
Long Pass	42, at Arkansas (11-2-19)
Rushes	15, at Arkansas (11-2-19)
Rushing Yards	113, at Maryland (11-25-17)*
Rushing TDs	3, at Maryland (11-25-17)*
Long Rush	46, vs. Alabama (11-17-19)
Receptions	3, vs. Washington (12-30-17)*
Receiving Yards	22, vs. Nebraska (11-18-17)*
Receiving TDs	1, (twice) last at Northwestern (10-7-17)*
Long Reception	13, vs. Nebraska (11-18-17)*

\* achieved while playing at Penn State

### #8 RB KYLIN HILL

Rushes	27, at Louisiana (8-31-19)
Rushing Yards	234, at Arkansas (11-2-19)
Rushing TDs	3, (twice) last at Arkansas (11-2-19)
Long Rush	52, at Kansas State (9-8-18)
Receptions	5, vs. LA Tech (11-3-18)
Receiving Yards	53, vs. Stephen F. Austin (9-1-18)
Receiving TDs	1, (4x) last vs. Iowa (1-1-19)
Long Reception	53, vs. Stephen F. Austin (9-1-18)

### #9 WR MALIK DEAR

Receptions	6, vs. LA Tech (10-17-15)
Receiving Yards	70, vs. LA Tech (10-17-15)
Receiving TDs	2, vs. Ole Miss (11-28-15)
Long Reception	27, vs. LA Tech (10-17-15)
Rushes	5, at Kentucky (10-22-16)
Rushing Yards	77, at Kentucky (10-22-16)
Long Rush	52, at Texas A&M (10-3-15)
Punt Returns	2, (3x) last vs. LSU (10-19-19)
Punt Return Yards	40, at Louisiana (8-31-19)
Long Punt Return	40, at Louisiana (8-31-19)
Kick Returns	4, vs. Arkansas (11-19-16)
Kick Return Yards	56, vs. LA Tech (10-17-15)
Long Kick Return	34, vs. LA Tech (10-17-15)

### #12 WR ISAAH ZUBER

Receptions	10, at West Virginia (9-22-18)*
Receiving Yards	144, vs. UTSA (9-15-18)*
Receiving TDs	2, (3x) last at Texas A&M (10-26-19)
Long Reception	72, vs. UTSA (9-15-18)*
Punt Returns	4, at TCU (11-3-18)*
Punt Return Yards	92, at South Dakota (9-1-18)*
Long Punt Return	85, at South Dakota (9-1-18)*

\* achieved while playing at Kansas State

### #18 WR CAMERON GARDNER

Receptions	1, vs. Southern Miss (9-7-19)
Receiving Yards	7, vs. Southern Miss (9-7-19)
Receiving TDs	none
Long Reception	7, vs. Southern Miss (9-7-19)

### #21 RB NICK GIBSON

Rushes	12, at Arkansas (11-2-19)
Rushing Yards	129, at Arkansas (11-2-19)
Rushing TDs	1, (5x) last at Arkansas (11-2-19)
Long Rush	62, vs. LA Tech (11-3-18)
Receptions	1, (several times) last vs. LSU (10-19-19)
Receiving Yards	12, (twice) last at LSU (10-20-18)
Long Reception	12, (twice) last at LSU (10-20-18)

### #22 RB LEE WITHERSPOON

Rushes	7, vs. Southern Miss (9-7-18)
Rushing Yards	40, vs. Southern Miss (9-7-18)
Rushing TDs	1, vs. Southern Miss (9-7-18)
Long Rush	22, vs. Southern Miss (9-7-18)

### #25 WR BRAD CUMBEST

Receptions	2, at Arkansas (11-2-19)
Receiving Yards	21, vs. Louisiana (9-15-18)
Receiving TDs	none
Long Reception	21, vs. Louisiana (9-15-18)

### #32 RB ROBERT RIVERS

Rushes	3, vs. Louisiana (9-15-18)
Rushing Yards	21, vs. Louisiana (9-15-18)
Rushing TDs	none
Long Rush	9, vs. Louisiana (9-15-18)

### #82 TE FARROD GREEN

Receptions	3, (5x) last at Auburn (9-28-19)
Receiving Yards	69, at Auburn (9-28-19)
Receiving TDs	1, (twice) last at Arkansas (11-2-19)
Long Reception	62, vs. Charleston Southern (9-2-17)

### #84 TE DONTEA JONES

Receptions	2, (twice) last vs. Kansas State (9-14-19)
Receiving Yards	32, vs. Kansas State (9-14-19)
Receiving TDs	1, vs. Stephen F. Austin (9-1-18)
Long Reception	26, vs. Kansas State (9-14-19)

### #85 WR AUSTIN WILLIAMS

Receptions	3, at Louisiana (8-31-19)
Receiving Yards	52, vs. Arkansas (11-17-18)
Receiving TDs	2, vs. Arkansas (11-17-18)
Long Reception	33, vs. Arkansas (11-17-18)

### #26 K JORDAN LAWLESS

Field Goal Attempts	2, at Louisiana (8-31-19)
Field Goals Made	1, at Louisiana (8-31-19)
Field Goal Long	37, at Louisiana (8-31-19)
PATs Made	5, at Louisiana (8-31-19)
Kickoffs	none
Kickoff Yards	none
Kickoff Average	none

### #27 P KODY SCHEXNAYDER

Punts	7, at Alabama (11-12-16)
Punt Yards	210, at Alabama (11-12-16)
Punt Average	46.67, at Ole Miss (11-26-16)
Long Punt	52, vs. Texas A&M (11-5-16)
50+ Yard Punts	1, (twice) last at Ole Miss (11-26-16)
Punts Downed Inside 20	2, at Alabama (11-12-16)

### #42 P TUCKER DAY

Punts	8, at Alabama (11-10-18)
Punt Yards	294, at Alabama (11-10-18)
Punt Average	50.4, vs. Iowa (1-1-19)
Long Punt	70, (2x) last vs. LSU (10-19-19)
50+ Yard Punts	2, (twice) last vs. Southern Miss (9-7-19)
Punts Downed Inside 20	3, (3x) last vs. Southern Miss (9-7-19)

### #47 K JACE CHRISTMANN

Field Goal Attempts	4, vs. Auburn (10-6-18)
Field Goals Made	3, (3x) last vs. Iowa (1-1-19)
Field Goal Long	51, vs. Tennessee (10-12-19)
PATs Made	8, vs. Louisiana (9-15-18)
Kickoffs	2, vs. Alabama (11-17-19)
Kickoff Yards	60, vs. Alabama (11-17-19)
Kickoff Average	44.0, vs. LA Tech (11-3-18)

### #47 K SCOTT GOODMAN

Kickoffs	10, vs. Stephen F. Austin (9-1-18)
Kickoff Yards	643, vs. Stephen F. Austin (9-1-18)
Kickoff Average	65.0, (twice) last at Alabama (11-10-18)

### #97 P REED BOWMAN

Punts	2, at Auburn (9-28-19)
Punt Yards	82, at Auburn (9-28-19)
Punt Average	41.0, at Auburn (9-28-19)
Long Punt	51, at Auburn (9-28-19)
50+ Yard Punt	1, at Auburn (9-28-19)
Punts Downed Inside 20	1, at Auburn (9-28-19)

# CAREER HIGHS

## MISSISSIPPI STATE DEFENSIVE CAREER HIGHS

### #1 CB MARTIN EMERSON

Tackles ..... 6, at Auburn (9-28-19)  
 TFL ..... 1.0, at Auburn (9-28-19)  
 Sacks ..... none  
 PBU ..... 1, at Arkansas (11-2-19)  
 Interceptions ..... 1, vs. Southern Miss (9-7-19)  
 Fumbles Forced ..... 1, at Arkansas (11-2-19)  
 Fumbles Recovered ..... none

### #2 CB JARRIAN JONES

Tackles ..... 2, at Auburn (9-28-19)  
 TFL ..... none  
 Sacks ..... none  
 PBU ..... 1, (twice) at Texas A&M (10-26-19)  
 Interceptions ..... none  
 Fumbles Forced ..... none  
 Fumbles Recovered ..... 1, vs. Kansas State (9-14-19)

### #3 CB CAMERON DANTZLER

Tackles ..... 7, (3x) last vs LSU (10-19-19)  
 TFL ..... 1.0, (3x) last at Alabama (11-10-18)  
 Sacks ..... 1.0, at Alabama (11-10-18)  
 PBU ..... 3, (3x) last vs. Kentucky (9-21-19)  
 Interceptions ..... 1, (5x) last vs Tennessee (10-12-19)  
 Fumbles Forced ..... 1, vs LSU (10-19-19)  
 Fumbles Recovered ..... 1, at Louisiana (8-31-19)

### #5 DE CHAUNCEY RIVERS

Tackles ..... 5, (twice) at Texas A&M (10-26-19)  
 TFL ..... 2.0, vs. Louisiana (9-15-18)  
 Sacks ..... 1.5, vs LSU (10-19-19)  
 PBU ..... 1, (twice) last at Arkansas (11-2-19)  
 Interceptions ..... none  
 Fumbles Forced ..... none  
 Fumbles Recovered ..... none

### #6 LB WILLIE GAY JR.

Tackles ..... 9, at Alabama (11-10-18)  
 TFL ..... 2.0, at Alabama (11-10-18)  
 Sacks ..... 2.0, at Alabama (11-10-18)  
 PBU ..... 1, (3x) last vs. Florida (9-29-18)  
 Interceptions ..... 1, (3x) last vs. Kentucky (9-21-19)  
 Fumbles Forced ..... 1, vs. Massachusetts (11-3-17)  
 Fumbles Recovered ..... 1, (twice) last at Arkansas (11-2-19)

### #7 S MARCUS MURPHY

Tackles ..... 8, at Arkansas (11-2-19)  
 TFL ..... 0.5, vs. Arkansas (11-17-18)  
 Sacks ..... none  
 PBU ..... 1, (twice) last at Arkansas (11-2-19)  
 Interceptions ..... 1, at Arkansas (11-2-19)  
 Fumbles Forced ..... none  
 Fumbles Recovered ..... none

### #8 CB MAURICE SMITHERMAN

Tackles ..... 5, (2x) last vs Tennessee (10-12-19)  
 TFL ..... none  
 Sacks ..... none  
 PBU ..... 1, (3x) last at LSU (10-20-18)  
 Interceptions ..... 1, (3x) last at Louisiana (8-31-19)  
 Fumbles Forced ..... 1, vs. Arkansas (11-17-18)  
 Fumbles Recovered ..... none

### #10 LB LEO LEWIS

Tackles ..... 12, (twice) last vs. Kansas State (9-14-19)  
 TFL ..... 2.0, vs. South Alabama (9-3-16)  
 Sacks ..... 1.0, (3x) last vs LSU (10-19-19)  
 PBU ..... 1, (4x) last vs. Kansas State (9-14-19)  
 Interceptions ..... none  
 Fumbles Forced ..... 1, (2x) at Auburn (9-28-19)  
 Fumbles Recovered ..... 2, at Auburn (9-28-19)

### #11 S JAQUARIUS LANDREWS

Tackles ..... 9, at Auburn (9-28-19)  
 TFL ..... none  
 Sacks ..... none  
 PBU ..... 1, at Auburn (9-28-19)  
 Interceptions ..... none  
 Fumbles Forced ..... none  
 Fumbles Recovered ..... none

### #12 S SHAWN PRESTON, JR.

Tackles ..... 5, (twice) at Texas A&M (10-26-19)  
 TFL ..... 2.5, vs. Texas A&M (10-27-18)  
 Sacks ..... 2.0, vs. Texas A&M (10-27-18)  
 PBU ..... 4, vs. Kentucky (9-21-19)  
 Interceptions ..... none  
 Fumbles Forced ..... none  
 Fumbles Recovered ..... none

### #13 CB TYLER WILLIAMS

Tackles ..... 8, vs. Alabama (11-17-19)  
 TFL ..... none  
 Sacks ..... none  
 PBU ..... 2, at Louisiana (8-31-19)  
 Interceptions ..... none  
 Fumbles Forced ..... 1, vs. Alabama (11-17-19)  
 Fumbles Recovered ..... 1, vs. Southern Miss (9-7-19)

### #14 LB NATHANIEL WATSON

Tackles ..... 2, vs. Stephen F. Austin (9-1-18)  
 TFL ..... none  
 Sacks ..... none  
 PBU ..... none  
 Interceptions ..... none  
 Fumbles Forced ..... none  
 Fumbles Recovered ..... none

### #16 CB KOREY CHARLES

Tackles ..... 2, at Texas A&M (10-26-19)  
 TFL ..... none  
 Sacks ..... none  
 PBU ..... none  
 Interceptions ..... none  
 Fumbles Forced ..... none  
 Fumbles Recovered ..... none

### #18 LB AARON BRULE

Tackles ..... 2, vs. Alabama (11-17-19)  
 TFL ..... none  
 Sacks ..... none  
 PBU ..... none  
 Interceptions ..... none  
 Fumbles Forced ..... none  
 Fumbles Recovered ..... 1, at Auburn (9-28-19)

### #20 CB TAURY DIXON

Tackles ..... 1, at Louisiana (8-31-19)  
 TFL ..... none  
 Sacks ..... none  
 PBU ..... none  
 Interceptions ..... none  
 Fumbles Forced ..... none  
 Fumbles Recovered ..... none

### #29 S C.J. MORGAN

Tackles ..... 9, (2x) last vs Tennessee (10-12-19)  
 TFL ..... 0.5, vs. Southern Miss (9-7-19)  
 Sacks ..... none  
 PBU ..... 4, vs LSU (10-19-19)  
 Interceptions ..... 1, (3x) last vs. Southern Miss (9-7-19)  
 Fumbles Forced ..... none  
 Fumbles Recovered ..... none

### #31 S AADREEKIS CONNER

Tackles ..... 2, vs. Kansas State (9-14-19)  
 TFL ..... none  
 Sacks ..... none  
 PBU ..... none  
 Interceptions ..... none  
 Fumbles Forced ..... none  
 Fumbles Recovered ..... none

### #32 S BRIAN COLE II

Tackles ..... 9, at Texas A&M (10-26-19)  
 TFL ..... 2.5, vs. Southern Miss (9-7-19)  
 Sacks ..... 1.0, (3x) last vs. Kansas State (9-14-19)  
 PBU ..... 1, (twice) last at Arkansas (11-2-19)  
 Interceptions ..... 1, (2x) last vs Tennessee (10-12-19)  
 Fumbles Forced ..... 1, vs. Kansas State (9-14-19)  
 Fumbles Recovered ..... 1, at Louisiana (8-31-19)

### #40 LB ERROLL THOMPSON

Tackles ..... 14, vs. Florida (9-29-18)  
 TFL ..... 2.5, vs. Arkansas (11-17-18)  
 Sacks ..... 1.5, vs. Arkansas (11-17-18)  
 PBU ..... 1, (twice) last vs. Kentucky (9-21-19)  
 Interceptions ..... 1, (twice) last vs. Texas A&M (10-27-18)  
 Fumbles Forced ..... 1, vs. Ole Miss (11-23-17)  
 Fumbles Recovered ..... 1, at Louisiana (8-31-19)

### #42 DE MARQUISS SPENCER

Tackles ..... 6, at Texas A&M (10-26-19)  
 TFL ..... 1.5, (2x) last vs. Alabama (11-17-19)  
 Sacks ..... 1.0, (twice) last vs. Southern Miss (9-7-19)  
 PBU ..... 1, (3x) vs LSU (10-19-19)  
 Interceptions ..... none  
 Fumbles Forced ..... 1, (twice) last vs. Southern Miss (9-7-19)  
 Fumbles Recovered ..... 1, (3x) last at Arkansas (11-18-17)

### #43 DE FLETCHER ADAMS

Tackles ..... 5, (twice) last vs. Ole Miss (11-23-17)  
 TFL ..... 1.5, vs. Charleston Southern (9-2-17)  
 Sacks ..... 1.0, (3x) last at Auburn (9-28-19)  
 PBU ..... 1, vs. LSU (9-16-17)  
 Interceptions ..... none  
 Fumbles Forced ..... 1, (twice) last vs. Kentucky (9-21-19)  
 Fumbles Recovered ..... none

# CAREER HIGHS

## MISSISSIPPI STATE DEFENSIVE CAREER HIGHS

### #50 LB TIM WASHINGTON

Tackles ..... 9, vs. Louisiana (9-15-18)  
 TFL ..... 1.0, (3x) last vs. Kentucky (9-21-19)  
 Sacks..... 1.0, vs. Kentucky (9-21-19)  
 PBU ..... none  
 Interceptions..... none  
 Fumbles Forced ..... 2, at Auburn (9-28-19)  
 Fumbles Recovered ..... none

### #52 DE KOBE JONES

Tackles ..... 6, vs. Charleston Southern (9-2-17)  
 TFL ..... 2.5, vs. Charleston Southern (9-2-17)  
 Sacks..... 1.0, (twice) last at Auburn (9-28-19)  
 PBU ..... none  
 Interceptions..... none  
 Fumbles Forced ..... 1, vs. Charleston Southern (9-2-17)  
 Fumbles Recovered ..... 1, vs. Auburn (10-6-18)

### #54 DT FABIEN LOVETT

Tackles ..... 4, vs. Tennessee (10-12-19)  
 TFL ..... 0.5, vs. Tennessee (10-12-19)  
 Sacks..... 0.5, vs. Tennessee (10-12-19)  
 PBU ..... none  
 Interceptions..... none  
 Fumbles Forced ..... none  
 Fumbles Recovered ..... none

### #84 DT JADEN CRUMEDY

Tackles ..... 4, vs. Alabama (11-17-19)  
 TFL ..... 1.0, at Auburn (9-28-19)  
 Sacks..... none  
 PBU ..... none  
 Interceptions..... none  
 Fumbles Forced ..... none  
 Fumbles Recovered ..... none

### #90 DT LEE AUTRY

Tackles ..... 3, (2x) last vs. Tennessee (10-12-19)  
 TFL ..... 1.0, (2x) last vs. Tennessee (10-12-19)  
 Sacks..... 0.5, vs. Tennessee (10-12-19)  
 PBU ..... none  
 Interceptions..... none  
 Fumbles Forced ..... none  
 Fumbles Recovered ..... none

### #92 DT KENDELL JONES

Tackles ..... 2, vs. Charleston Southern (9-1-17)  
 TFL ..... 0.5, vs. Charleston Southern (9-1-17)  
 Sacks..... none  
 PBU ..... none  
 Interceptions..... none  
 Fumbles Forced ..... none  
 Fumbles Recovered ..... none

### #93 DT CAMERON YOUNG

Tackles ..... 1, (twice) at Texas A&M (10-26-19)  
 TFL ..... 1.0, at Texas A&M (10-26-19)  
 Sacks..... none  
 PBU ..... none  
 Interceptions..... none  
 Fumbles Forced ..... none  
 Fumbles Recovered ..... none

### #99 DT JAMES JACKSON

Tackles ..... 2, vs. Stephen F. Austin (9-1-18)  
 TFL ..... none  
 Sacks..... none  
 PBU ..... none  
 Interceptions..... none  
 Fumbles Forced ..... 1, at Auburn (9-28-19)  
 Fumbles Recovered ..... none



# GAME SUPERLATIVES

## MISSISSIPPI STATE

### INDIVIDUAL GAME HIGHS

Rushes	27	Kylin Hill at Louisiana (Aug 31, 2019)
Yards Rushing	234	Kylin Hill at Arkansas (Nov 02, 2019)
TD Rushes	3	Kylin Hill vs Kentucky (Sep 21, 2019) Kylin Hill at Arkansas (Nov 02, 2019)
Long Rush	62	Kylin Hill at Arkansas (Nov 02, 2019)
Pass attempts	30	Tommy Stevens at Louisiana (Aug 31, 2019) Garrett Shrader at Texas A&M (Oct 26, 2019)
Pass completions	20	Tommy Stevens at Louisiana (Aug 31, 2019)
Yards Passing	238	Garrett Shrader vs LSU (Oct 19, 2019)
TD Passes	3	Garrett Shrader at Texas A&M (Oct 26, 2019)
Long Pass	47	Garrett Shrader at Auburn (Sep 28, 2019)
Receptions	6	Osirus Mitchell at Louisiana (Aug 31, 2019) Stephen Guidry vs LSU (Oct 19, 2019)
Yards Receiving	98	Stephen Guidry vs LSU (Oct 19, 2019)
TD Receptions	2	Isaiah Zuber at Texas A&M (Oct 26, 2019)
Long Reception	47	Farrod Green at Auburn (Sep 28, 2019)
Field Goals	2	Jace Christmann at Arkansas (Nov 02, 2019)
Long Field Goal	51	Jace Christmann at Tennessee (Oct 12, 2019)
Punts	6	Tucker Day vs Kansas State (Sep 14, 2019)
Punting Avg	49.8	Tucker Day vs Southern Miss (Sep 07, 2019)
Long Punt	70	Tucker Day vs LSU (Oct 19, 2019)
Punts inside 20	3	Tucker Day vs Southern Miss (Sep 07, 2019)
Long Punt Return	40	Malik Dear at Louisiana (Aug 31, 2019)
Long Kickoff Return	28	Isaiah Zuber vs LSU (Oct 19, 2019)
Tackles	13	Erroll Thompson at Tennessee (Oct 12, 2019)
Sacks	1.5	Chauncey Rivers vs LSU (Oct 19, 2019)
Tackles For Loss	2.5	Brian Cole II vs Southern Miss (Sep 07, 2019)
Interceptions	1	Cameron Dantzler at Louisiana (Aug 31, 2019) Martin Emerson vs Southern Miss (Sep 07, 2019) C.J. Morgan vs Southern Miss (Sep 07, 2019) Willie Gay Jr. vs Kentucky (Sep 21, 2019) Cam Dantzler at Tennessee (Oct 12, 2019) Brian Cole II at Tennessee (Oct 12, 2019) Marcus Murphy at Arkansas (Nov 02, 2019)

### TEAM GAME HIGHS

Rushes	57	at Arkansas (Nov 02, 2019)
Yards Rushing	460	at Arkansas (Nov 02, 2019)
Yards Per Rush	8.1	at Arkansas (Nov 02, 2019)
TD Rushes	4	at Arkansas (Nov 02, 2019)
Pass attempts	30	at Louisiana (Aug 31, 2019) at Texas A&M (Oct 26, 2019)
Pass completions	20	at Louisiana (Aug 31, 2019)
Yards Passing	238	vs LSU (Oct 19, 2019)
Yards Per Pass	9.5	at Arkansas (Nov 02, 2019)
TD Passes	3	at Texas A&M (Oct 26, 2019)
Total Plays	76	at Arkansas (Nov 02, 2019)
Total Offense	640	at Arkansas (Nov 02, 2019)
Yards Per Play	8.4	at Arkansas (Nov 02, 2019)
Points	54	at Arkansas (Nov 02, 2019)
Sacks By	3	vs Kentucky (Sep 21, 2019) vs LSU (Oct 19, 2019)
First Downs	29	at Louisiana (Aug 31, 2019)
Penalties	13	vs LSU (Oct 19, 2019)
Penalty Yards	109	vs LSU (Oct 19, 2019)
Turnovers	3	vs Kansas State (Sep 14, 2019) at Tennessee (Oct 12, 2019) vs LSU (Oct 19, 2019) at Texas A&M (Oct 26, 2019)
Interceptions By	2	vs Southern Miss (Sep 07, 2019) at Tennessee (Oct 12, 2019)
Punts	6	vs Kansas State (Sep 14, 2019) at Auburn (Sep 28, 2019)
Punting Avg	49.8	vs Southern Miss (Sep 07, 2019)
Long Punt	70	vs LSU (Oct 19, 2019)
Punts inside 20	3	vs Southern Miss (Sep 07, 2019)
Long Punt Return	40	at Louisiana (Aug 31, 2019)

# GAME SUPERLATIVES

## OPPONENTS

### INDIVIDUAL GAME HIGHS

Rushes	22	Isaiah Spiller, at Texas A&M (Oct 26, 2019)
Yards Rushing	114	Rakeem Boyd, at Arkansas (Nov 02, 2019)
TD Rushes	3	JaTarvious Whitlow, at Auburn (Sep 28, 2019) Najee Harris, vs Alabama (Nov 16, 2019)
Long Rush	52	Rakeem Boyd, at Arkansas (Nov 02, 2019)
Pass attempts	41	Sawyer Smith, vs Kentucky (Sep 21, 2019)
Pass completions	25	Joe Burrow, vs LSU (Oct 19, 2019)
Yards Passing	335	Bo Nix, at Auburn (Sep 28, 2019)
TD Passes	4	Joe Burrow, vs LSU (Oct 19, 2019)
Long Pass	65	Jack Abraham, vs Southern Miss (Sep 07, 2019)
Receptions	8	Jamal Bell, at Louisiana (Aug 31, 2019) Seth Williams, at Auburn (Sep 28, 2019) Justin Jefferson, vs LSU (Oct 19, 2019)
Yards Receiving	161	Seth Williams, at Auburn (Sep 28, 2019)
TD Receptions	2	Seth Williams, at Auburn (Sep 28, 2019)
Long Reception	65	Jordan Mitchell, vs Southern Miss (Sep 07, 2019)
Field Goals	3	Cade York, vs LSU (Oct 19, 2019)
Long Field Goal	49	Brent Cimaglia at Tennessee (Oct 12, 2019)
Punts	6	Sam Loy, at Arkansas (Nov 02, 2019)
Punting Avg	51.3	Max Duffy, vs Kentucky (Sep 21, 2019)
Long Punt	61	Devin Anctil, vs Kansas State (Sep 14, 2019)
Punts inside 20	3	Braden Mann, at Texas A&M (Oct 26, 2019)
Long Punt Return	26	Jaylen Waddle, vs Alabama (Nov. 16, 2019)
Long Kickoff Return	100	Malik Knowles, vs Kansas State (Sep 14, 2019)
Tackles	13	Bumper Pool, at Arkansas (Nov 02, 2019)
Sacks	2.0	Ty Williams, vs Southern Miss (Sep 07, 2019) Darrell Taylor, at Tennessee (Oct 12, 2019)
Tackles For Loss	2.0	Ty Williams, vs Southern Miss (Sep 07, 2019) K.J. Britt, at Auburn (Sep 28, 2019) Darrell Taylor, at Tennessee (Oct 12, 2019) M. Divinity, vs LSU (Oct 19, 2019)
Interceptions	1	AJ Parker, vs Kansas State (Sep 14, 2019) Denzel Goolsby, vs Kansas State (Sep 14, 2019) Quandre Mosely, vs Kentucky (Sep 21, 2019) Nigel Warrior, at Tennessee (Oct 12, 2019) Trevon Flowers, at Tennessee (Oct 12, 2019) Kenneth George, at Tennessee (Oct 12, 2019) JaCoby Stevens, vs LSU (Oct 19, 2019) Kristian Fulton, vs LSU (Oct 19, 2019) Devin Morris, at Texas A&M (Oct 26, 2019) Shane Lee, vs Alabama (Nov 16, 2019)

### TEAM GAME HIGHS

Rushes	45	at Auburn (Sep 28, 2019)
Yards Rushing	217	at Auburn (Sep 28, 2019)
Yards Per Rush	7.4	at Arkansas (Nov 02, 2019)
TD Rushes	6	at Auburn (Sep 28, 2019)
Pass attempts	42	vs Kentucky (Sep 21, 2019)
Pass completions	25	vs LSU (Oct 19, 2019)
Yards Passing	361	at Auburn (Sep 28, 2019)
Yards Per Pass	15.0	at Auburn (Sep 28, 2019)
TD Passes	4	vs LSU (Oct 19, 2019)
Total Plays	78	at Louisiana (Aug 31, 2019)
Total Offense	578	at Auburn (Sep 28, 2019)
Yards Per Play	8.5	vs Alabama (Nov 16, 2019)
Points	56	at Auburn (Sep 28, 2019)
Sacks By	7	at Tennessee (Oct 12, 2019)
First Downs	27	at Louisiana (Aug 31, 2019)
Penalties	7	vs Kansas State (Sep 14, 2019) vs LSU (Oct 19, 2019) vs Alabama (Nov 16, 2019)
Penalty Yards	88	vs LSU (Oct 19, 2019)
Turnovers	4	at Louisiana (Aug 31, 2019)
Interceptions By	3	at Tennessee (Oct 12, 2019)
Punts	6	at Arkansas (Nov 02, 2019)
Punting Avg	51.3	vs Kentucky (Sep 21, 2019)
Long Punt	61	vs Kansas State (Sep 14, 2019)
Punts inside 20	3	at Texas A&M (Oct 26, 2019)
Long Punt Return	26	vs Alabama (Nov 16, 2019)

# TAKEAWAYS AND TURNOVERS

## MISSISSIPPI STATE TAKEAWAYS

Opponent	Takeaway	Qtr.	Time	Yard-Line	Result	Result of Drive
Louisiana	Cameron Dantzler INTERCEPTION	1	12:15	UL 35	No return	Turnover (fumble)
	Brian Cole II FUMBLE RECOVERY	1	7:28	Own 48	No return	Turnover (downs)
	Erroll Thompson FUMBLE RECOVERY	2	11:14	UL 42	No return	Nick Gibson 8-yard TD rush
	Cameron Dantzler FUMBLE RECOVERY	3	3:53	Own 12	No return	Punt
Southern Miss	Tyler Williams FUMBLE RECOVERY	2	10:39	Own 42	No return	Punt
	Martin Emerson INTERCEPTION	4	3:07	Own 33	45-yard return	Lee Witherspoon 22-yard TD rush
	C.J. Morgan INTERCEPTION	4	1:33	Own 38	9-yard return	End of game
Kansas State	Paul Blackwell FUMBLE RECOVERY	2	10:44	Own 49	No return	Tommy Stevens 2-yard TD rush
	Darryl Williams FUMBLE RECOVERY	3	11:37	Own 17	4-yard return	Garrett Shrader 5-yard TD rush
	Jarrian Jones FUMBLE RECOVERY	3	1:58	Own 44	No return	Jace Christmann 47-yard FG
Kentucky	Willie Gay Jr. INTERCEPTION	1	13:35	Own 48	52-yard return (TD)	Willie Gay Jr. 52-yard TD return
Auburn	Leo Lewis FUMBLE RECOVERY	2	4:31	AU 48	No return	Turnover (fumble)
	Leo Lewis FUMBLE RECOVERY	3	11:01	Own 39	No return	Punt
	Aaron Brule FUMBLE RECOVERY	4	12:47	AU 47	No return	Turnover (downs)
Tennessee	Cameron Dantzler INTERCEPTION	1	11:06	Own 0	No return	Punt
	Brian Cole II INTERCEPTION	2	2:19	Own 0	No return	Turnover (interception)
Arkansas	Marcus Murphy INTERCEPTION	2	1:59	AR 32	32-yard return (TD)	Marcus Murphy 32-yard TD return
	Willie Gay Jr. FUMBLE RECOVERY	4	7:40	Own 38	No return	End of game
<b>TOTAL</b>	<b>16 Takeaways (7 interceptions, 11 fumbles)</b>					<b>6 Touchdowns, 1 Field Goal (45 points)</b>

## MISSISSIPPI STATE TURNOVERS

Opponent	Takeaway	Qtr.	Time	Yard-Line	Result	Result of Drive
Louisiana	Mi Jacquet III FUMBLE RECOVERY	1	10:11	Own 28	No return	Turnover (fumble)
	Paul Boudreaux FUMBLE RECOVERY	1	4:22	MSU 15	No return	Elija Mitchell 3-yard TD rush
Kansas State	Denzel Goolsby INTERCEPTION	1	6:28	KSU 31	16-yard return	Blake Lynch 35-yard FG
	Daniel Green FUMBLE RECOVERY	2	3:16	MSU 39	9-yard return	Skylar Thompson 1-yard TD rush
	AJ Parker INTERCEPTION	3	11:37	MSU 40	Fumble (recovered by MSU)	Garrett Shrader 5-yard TD rush
Kentucky	Quandre Mosely INTERCEPTION	2	0:48	Own 12	39-yard return	Chance Poore missed 47-yard FG
	Jamari Brown FUMBLE RECOVERY	3	9:10	Own 20	No return	Kavosiey Smoke 2-yard TD rush
Auburn	Jordyn Peters FUMBLE RECOVERY	1	9:41	Own 18	No return	Anthony Schwartz 13-yard TD rush
	Jeremiah Dinson FUMBLE RECOVERY	2	2:44	AU 16	No return	Ja'Tarvious Whitlow 3-yard TD rush
Tennessee	Kenneth George INTERCEPTION	1	1:14	Own 10	24-yard return	Punt
	Trevon Flowers INTERCEPTION	2	0:59	Own 49	14-yard return	Brent Cimaglia 49-yard FG
	Nigel Warrior INTERCEPTION	3	4:57	Own 38	-3-yard return	Punt
LSU	Rashard Lawrence FUMBLE RECOVERY	2	11:37	MSU 45	1-yard return	Cade York 25-yard FG
	JaCoby Stevens INTERCEPTION	2	1:53	MSU 49	9-yard return	Ja'Marr Chase 8-yard TD catch
	Kristian Fulton INTERCEPTION	3	3:02	Own 40	No return	Punt
Texas A&M	Devin Morris INTERCEPTION	1	4:18	Own 45	No return	Kellen Mond 12-yard TD rush
	Debione Renfro FUMBLE RECOVERY	2	6:28	MSU 19	No return	Kendrick Rogers 16-yard TD catch
	Keldrick Carper FUMBLE RECOVERY	4	10:06	MSU 42	No return	Cordarrian Richardson 2-yard TD rush
Arkansas	Jordan Silver FUMBLE RECOVERY	2	5:56	MSU 23	No return	Connor Limpert 40-yard FG
Alabama	Shane Lee INTERCEPTION	1	12:59	MSU 29	10-yard return	Najee Harris 19-yard TD catch
<b>TOTAL</b>	<b>20 Turnovers (10 interceptions, 10 fumbles)</b>					<b>10 Touchdowns, 4 Field Goals (82 points)</b>

# 2019 GAME LEADERS

## MISSISSIPPI STATE GAME-BY-GAME LEADERS

Opponent	Rushes	Rush Yards	Catches	Receiving Yards	Tackles	Tackles-For-Loss	Sacks
at Louisiana	27, K. Hill	197, K. Hill	6, O. Mitchell	88, O. Mitchell	10, E. Thompson	1.0, 3 players	1.0, Team
Southern Miss	14, K. Hill	123, K. Hill	3, O. Mitchell	46, O. Mitchell	7, 2 players	2.5, B. Cole	1.0, 2 players
Kansas State	24, K. Hill	111, K. Hill	5, O. Mitchell	74, O. Mitchell	12, L. Lewis	2.0, B. Cole	1.0, B. Cole
Kentucky	26, K. Hill	125, G. Shrader	4, O. Mitchell	46, D. Thomas	9, C. Morgan	1.0, 5 players	1.0, 3 players
at Auburn	17, K. Hill	89, G. Shrader	3, F. Green	69, F. Green	8, 2 players	1.0, 6 players	1.0, 2 players
at Tennessee	13, G. Shrader	62, G. Shrader	5, O. Mitchell	58, O. Mitchell	13, E. Thompson	1.0, 4 players	0.5, 2 players
LSU	19, G. Shrader	66, G. Shrader	6, S. Guidry	98, S. Guidry	8, J. Landrews	1.5, 2 players	1.5, C. Rivers
at Texas A&M	21, K. Hill	150, K. Hill	3, 2 players	59, S. Guidry	9, B. Cole	1.0, 2 players	--
at Arkansas	21, K. Hill	234, K. Hill	2, 3 players	59, D. Thomas	8, 2 players	0.5, 4 players	--
Alabama	16, K. Hill	96, T. Stevens	3, 2 players	30, F. Green	9, E. Thompson	1.5, M. Spencer	0.5, 2 players
Abilene Christian							
Ole Miss							

## OPPONENT GAME-BY-GAME LEADERS

Opponent	Rushes	Rush Yards	Catches	Receiving Yards	Tackles	Tackles-For-Loss	Sacks
at Louisiana	14, E. Mitchell	80, R. Calais	8, J. Bell	113, J. Bell	9, P. Butler	1.0, 2 players	1.0, 2 players
Southern Miss	6, D. Harris	51, K. Perkins	6, J. Mitchell	94, J. Mitchell	10, S. Showers	2.0, T. Williams	2.0, T. Williams
Kansas State	17, J. Gilbert	59, J. Gilbert	3, D. Schoen	50, D. Schoen	11, D. Goolsby	1.5, K. Ball	1.0, 2 players
Kentucky	10, K. Smoke	105, A. Rose	7, L. Bowden	129, L. Bowden	10, B. Echols	1.5, D. Square	1.0, 2 players
at Auburn	10, J. Whitlow	56, B. Nix	8, S. Williams	161, S. Williams	6, D. Thomas	2.0, K. Britt	1.0, 2 players
at Tennessee	19, T. Jordan	63, T. Chandler	3, 2 players	56, T. Byrd	7, D. Bituli	2.0, D. Taylor	2.0, D. Taylor
LSU	11, C. Edwards-Helaire	53, C. Edwards-Helaire	8, J. Jefferson	89, J. Jefferson	11, G. Delpit	2.0, M. Divinity	1.0, 2 players
at Texas A&M	22, I. Spiller	90, I. Spiller	5, Q. Davis	63, J. Wydermyer	7, D. Richardson	1.0, 2 players	1.0, 2 players
at Arkansas	11, R. Boyd	114, R. Boyd	2, 2 players	32, T. Burks	13, B. Pool	1.5, B. Pool	--
Alabama	17, N. Harris	88, N. Harris	7, J. Judy	114, J. Judy	10, S. Lee	1.0, 4 players	1.0, B. Davis
Abilene Christian							
Ole Miss							

# LAST TIME IT HAPPENED

## LAST TIME MISSISSIPPI STATE ...

### RUSHING

Had 400+ yards rushing:	at Arkansas, 2019 (460)
Had 300+ yards rushing:	at Arkansas, 2019 (460)
Had 250+ yards rushing:	at Arkansas, 2019 (460)
Had 200+ yards rushing:	at Arkansas, 2019 (460)
Had 70+ rushing attempts:	vs. Arkansas, 2010 (70)
Had 60+ rushing attempts:	vs. Ole Miss, 2017 (62)
Had 50+ rushing attempts:	at Arkansas, 2019 (57)
Had seven+ rushing TDs:	vs. Louisiana, 2018 (6)
Had six+ rushing TDs:	vs. Louisiana, 2018 (6)
Had five+ rushing TDs:	vs. Louisiana, 2018 (6)
Had four+ rushing TDs:	at Arkansas, 2019 (4)
Had three+ rushing TDs:	at Arkansas, 2019 (4)
Had two+ players with 100 yards rushing:	at Arkansas, 2019 (Kylin Hill - 234, Nick Gibson - 129)
Had three+ players with 100 yards rushing:	vs. NE Louisiana, 1996 (Tony Buckhalter 119, Nakia Greer 110, Robert Isaac 103)

### PASSING

Had 450+ yards passing:	at Arkansas, 2015 (508)
Had 400+ yards passing:	vs. Samford, 2016 (417)
Had 300+ yards passing:	vs. Stephen F. Austin, 2018 (398)
Had 200+ yards passing:	vs. LSU, 2019 (238)
Had 40+ pass attempts:	at Alabama, 2016 (43)
Had 30+ pass attempts:	at Texas A&M, 2019 (30)
Had 25+ pass completions:	vs. UMass, 2016 (26)
Had 20+ pass completions:	at Louisiana, 2019 (20)
Had five+ passing TDs:	vs. Arkansas, 2018 (5)
Had four+ passing TDs:	vs. Arkansas, 2018 (5)
Had three+ passing TDs:	at Texas A&M, 2019 (3)
Had four+ passes intercepted:	at LSU, 2018 (4)
Had three+ passes intercepted:	at Tennessee, 2019 (3)

### RECEIVING

Had two players with 100 yards receiving:	vs. Samford, 2016 (Donald Gray, 207; Fred Ross, 107)
Had 10+ different receivers catch a pass:	vs. Stephen F. Austin, 2018 (12)
Had eight+ different receivers catch a pass:	at Louisiana, 2019 (9)

### COMBINATION OFFENSE

Had one 300-yard passer and one 100-yard rusher in a game:	vs. Brigham Young, 2001 (Kevin Fant 346 pass & Dicenzo Miller 119 rush)
Had one 100-yard receiver and one 100-yard rusher in a game:	vs. Stephen F. Austin, 2018 (Osirus Mitchell 114 receiving & Keytaon Thompson 109 rush)

### TOTAL OFFENSE

Had 600+ yards total offense:	at Arkansas, 2019 (640)
Had 550+ yards total offense:	at Arkansas, 2019 (640)
Had 500+ yards total offense:	at Arkansas, 2019 (640)
Had 400+ yards total offense:	at Arkansas, 2019 (640)
Had 85+ plays total offense:	vs. Ole Miss, 2017 (94)
Had 80+ plays total offense:	vs. Ole Miss, 2017 (94)
Had 75+ plays total offense:	at Arkansas, 2019 (76)

# LAST TIME IT HAPPENED

## LAST TIME MISSISSIPPI STATE ...

### SCORING

Scored 60+ points:	vs. Stephen F. Austin, 2018 (63)
<b>Scored 50+ points:</b>	<b>at Arkansas, 2019 (54)</b>
<b>Scored 40+ points:</b>	<b>at Arkansas, 2019 (54)</b>
<b>Scored 30+ points:</b>	<b>at Arkansas, 2019 (54)</b>
Allowed 60+ points:	vs. South Carolina, 1995 (65)
<b>Allowed 50+ points:</b>	<b>at Auburn, 2019 (56)</b>
<b>Allowed 40+ points:</b>	<b>at Texas A&amp;M, 2019 (49)</b>
<b>Allowed 30+ points:</b>	<b>Alabama, 2019 (38)</b>
Was held scoreless:	at Alabama, 2018 (0-24)
Was held scoreless at Scott Field:	vs. LSU, 2007 (0-45)
Was held scoreless on the road:	at No. 1 Alabama, 2018 (0-24)
Was held scoreless at a non-campus site:	vs. Florida, 1989 (21-0 in Tampa, Fla.)
Held opponent scoreless:	vs. Charleston Southern, 2017 (49-0)
Held opponent scoreless at Scott Field:	vs. Charleston Southern, 2017 (49-0)
Held opponent scoreless on the road:	at South Carolina, 1998 (38-0)
Held opponent scoreless at neutral site:	vs. Kansas, 1981 Hall of Fame Bowl (10-0)
Held opponent without a touchdown:	at Ole Miss, 2018 (35-3)
Held opponent without an offensive touchdown:	at Ole Miss, 2018 (35-3)
Held two opponents scoreless in one season:	2014
Held three opponents scoreless in one season:	1963
Held an SEC opponent scoreless:	vs. Vanderbilt, 2014 (51-0)
Held two SEC opponents scoreless in one season:	1998
Scored a two-point conversion passing:	vs. Arkansas, 2016 (Nick Fitzgerald to Fred Ross)
Scored a two-point conversion rushing:	vs. Ole Miss, 2017 (Keytaon Thompson rush)
<b>Attempted a two-point conversion:</b>	<b>at Texas A&amp;M, 2019 (pass unsuccessful)</b>

### TURNOVERS

Committed eight+ turnovers:	at Arkansas, 2003 (8)
Committed seven+ turnovers:	vs. LSU, 2007 (7)
Had five+ fumbles:	vs. Georgia Tech, 2009 (5)
Lost four+ fumbles:	vs. Georgia Tech, 2009 (4)
Lost three+ fumbles:	vs. Ole Miss, 2017 (3)
<b>Did not commit a turnover:</b>	<b>vs. Southern Miss, 2019 (0)</b>
<b>Did not cause a turnover:</b>	<b>vs. Alabama, 2019 (0)</b>
Recorded six+ takeaways:	at Kentucky, 2007 (6)
Recorded five+ takeaways:	vs. Arkansas, 2012 (5)
Returned three+ interceptions for TDs:	vs. Arkansas State, 1994 (Walt Harris - 41; Jimmy Lipscomb - 28; Dwayne Curry - 29)
Returned two+ interceptions for TDs:	vs. Jackson State, 2012 (Darius Slay - 52, Matthew Wells - 22)
<b>Returned one interception for a TD:</b>	<b>at Arkansas, 2019 (32 yards by Marcus Murphy)</b>
Returned a fumble for a TD:	at Louisiana Tech, 2017 (90 yards by Jeffery Simmons)
Two players had 2+ interceptions	at Middle Tennessee, 2009 (Corey Broomfield - 2; Johnthan Banks - 2)

### DEFENSE

<b>Held opponent to 10 or fewer first downs:</b>	<b>at Arkansas, 2019 (10)</b>
Held opponent to 0 or fewer yards rushing:	vs. Iowa, 2018 (-15 yds, 20 att.)
Held opponent to 25 or fewer yards rushing:	vs. Iowa, 2018 (-15 yds, 20 att.)
Held opponent to 50 or fewer yards rushing:	vs. Iowa, 2018 (-15 yds, 20 att.)
Held opponent to 50 or fewer yards passing:	vs. Charleston Southern, 2017 (15)
<b>Held opponent to 100 or fewer yards rushing:</b>	<b>vs. LSU, 2019 (86 yds, 25 att.)</b>
Held opponent to 100 or fewer yards passing:	vs. Louisiana Tech, 2018 (98)
Held opponent to 100 or fewer yards total offense:	vs. Charleston Southern, 2017 (33)
Held opponent to 200 or fewer yards total offense:	vs. Iowa, 2018 (199)

# LAST TIME IT HAPPENED

## LAST TIME MISSISSIPPI STATE ...

Held opponent to 250 or fewer yards total offense:	vs. Iowa, 2018 (199)
<b>Held opponent to 300 or fewer yards total offense:</b>	<b>at Arkansas, 2019 (285)</b>
Intercepted five+ passes:	at Memphis, 2002 (5)
Intercepted four+ passes:	at Middle Tennessee, 2009 (4)
Intercepted three+ passes:	vs. Louisville, 2017 (4)
Scored a safety:	vs. Charleston Southern, 2017 (2)
Scored two+ safeties:	vs. Charleston Southern, 2017 (2)
Recorded nine+ sacks:	at Ole Miss, 1996 (9.0)
Recorded eight+ sacks:	vs. Oklahoma State, 1999 (8.0)
Recorded six+ sacks:	vs. Louisville, 2017 (6)
Recorded five+ sacks:	vs. Arkansas, 2018 (5)
Recorded four+ sacks:	at Ole Miss, 2018 (4)
<b>Did not record a sack:</b>	<b>at Arkansas, 2019</b>
Recorded 10+ tackles for loss:	at Ole Miss, 2018 (11)
Had four players record 10+ tackles:	vs. Texas A&M, 2012 (B. McKinney, C. Lawrence, N. Whitley, M. Wells)
Had three players record 10+ tackles:	at LSU, 2018 (J. Abram, M. McLaurin, J. Simmons)
Had two players record 10+ tackles:	vs. Arkansas, 2018 (J. Abram, E. Thompson)

### SPECIAL TEAMS

Returned a punt for a TD:	vs. UMass, 2017 (Dedrick Thomas - 82)
Returned a blocked punt for a TD:	at Louisiana Tech, 2017 (Jeffery Simmons - 90)
Returned a kickoff for a TD:	at Southern Miss, 2015 (Brandon Holloway - 100)
Returned a blocked FG for a TD:	vs. Southern Miss, 2014 (Jay Hughes - 70)
Blocked one punt:	at Louisiana Tech, 2017 (Jeffery Simmons)
Blocked two punts:	vs. LSU, 1999 (Robert Bean, Eugene Clinton, Rob Knight)
Blocked three punts:	vs. LSU, 1999 (Robert Bean, Eugene Clinton, Rob Knight)
Punted 10+ times:	at Ole Miss, 2008 (10)
Did not punt:	vs. Troy, 2013
Blocked a field goal:	vs. Miami (Ohio), 2016 (Nelson Adams)
Had a punt blocked:	at Texas A&M, 2017 (Armani Watts)
Had a field goal blocked:	at Arkansas, 2013 (Devon Bell 28-yard attempt)
Blocked a PAT kick:	vs. Miami (Ohio), 2016 (Johnathan Calvin)
Scored on a blocked PAT kick:	vs. Texas A&M, 2000 (Julius Griffith)
Missed a kicking PAT:	at Ole Miss, 2016
Had a kicking PAT blocked:	at Louisiana Tech, 2017
Recovered an onside kick:	at Texas A&M, 2017

### MISCELLANEOUS

Had 30+ first downs:	vs. BYU, 2017 (35)
<b>Had 20+ first downs:</b>	<b>at Arkansas, 2019 (27)</b>
Had 20+ penalties:	vs. Clemson, 1999 (21)
<b>Had 10+ penalties:</b>	<b>vs. LSU, 2019 (13)</b>
<b>Had 100+ yards in penalties:</b>	<b>vs. LSU, 2019 (109)</b>
<b>Had 35 minutes+ of possession time:</b>	<b>at Arkansas, 2019 (40:09)</b>
<b>Had 40 minutes+ of possession time:</b>	<b>at Arkansas, 2019 (40:09)</b>
Was involved in a tie game:	vs. Arkansas, 1993 (13-13)
Was involved in an overtime game:	2OT at BYU, 2016 (L, 28-21)

# LAST TIME IT HAPPENED

## LAST TIME A MISSISSIPPI STATE PLAYER ...

### RUSHING

Rushed 40+ times:	Michael Davis vs. Ole Miss, 1993 (40)
Rushed 35+ times:	James Johnson vs. Alabama, 1998 (36)
Rushed 30+ times:	Vick Ballard vs. Arkansas, 2010 (33)
<b>Rushed 25+ times:</b>	<b>Kylin Hill vs. Kentucky, 2019 (26)</b>
Rushed for 250+ yards:	Nick Fitzgerald at Ole Miss, 2016 (258)
<b>Rushed for 200+ yards:</b>	<b>Kylin Hill at Arkansas, 2019 (234)</b>
<b>Rushed for 175+ yards:</b>	<b>Kylin Hill at Arkansas, 2019 (234)</b>
<b>Rushed for 150+ yards:</b>	<b>Kylin Hill at Arkansas, 2019 (234)</b>
<b>Rushed for 125+ yards:</b>	<b>Kylin Hill at Arkansas, 2019 (234)</b>
<b>Rushed for 100+ yards:</b>	<b>Kylin Hill at Arkansas, 2019 (234)</b>
<b>Rushed for 100+ yards (QB):</b>	<b>Garrett Shrader vs. Kentucky, 2019 (125)</b>
Rushed for four+ touchdowns:	Nick Fitzgerald vs. Louisiana, 2018 (4)
<b>Rushed for three+ touchdowns:</b>	<b>Kylin Hill at Arkansas, 2019 (3)</b>
<b>Rushed for two+ touchdowns:</b>	<b>Kylin Hill at Arkansas, 2019 (3)</b>
Had a run of 80+ yards:	James Johnson at Alabama, 1997 (83)
Had a run of 70+ yards:	Nick Fitzgerald vs. Texas A&M, 2018 (76)
<b>Had a run of 60+ yards:</b>	<b>Kylin Hill at Arkansas, 2019 (62)</b>
<b>Had a run of 50+ yards:</b>	<b>Kylin Hill at Arkansas, 2019 (62)</b>

### PASSING

Passed for 450+ yards:	Dak Prescott at Arkansas, 2015 (508)
Passed for 400+ yards:	Nick Fitzgerald vs. Samford, 2016 (417)
Passed for 300+ yards:	Keytaon Thompson vs. Stephen F. Austin, 2018 (364)
Passed for 250+ yards:	Keytaon Thompson vs. Stephen F. Austin, 2018 (364)
<b>Passed for 200+ yards:</b>	<b>Garrett Shrader vs. LSU, 2019 (238)</b>
Attempted 45+ passes:	Dak Prescott at Arkansas, 2015 (50)
Attempted 35+ passes:	Nick Fitzgerald vs. Samford, 2016 (35)
Completed 30+ passes:	Keytaon Thompson vs. Stephen F. Austin, 2018 (31)
Completed 25+ passes:	Keytaon Thompson vs. Stephen F. Austin, 2018 (31)
<b>Completed 20+ passes:</b>	<b>Tommy Stevens vs. Louisiana, 2019 (20)</b>
Threw four+ touchdown passes:	Nick Fitzgerald vs. Arkansas, 2018 (4)
<b>Threw three+ touchdown passes:</b>	<b>Garrett Shrader at Texas A&amp;M, 2019 (3)</b>
Threw five+ interceptions:	Michael Henig vs. LSU, 2007 (6)
Threw four+ interceptions:	Nick Fitzgerald at LSU, 2018 (4)
Threw three+ interceptions:	Nick Fitzgerald at LSU, 2018 (4)
Completed pass for 90+ yards:	Kevin Fant to Terrell Grindle vs. Kentucky, 2002 (91)
Completed pass for 80+ yards:	Nick Fitzgerald to Stephen Guidry vs. Texas A&M, 2018 (84)
Completed pass for 70+ yards:	Nick Fitzgerald to Stephen Guidry vs. Texas A&M, 2018 (84)
Completed pass for 60+ yards:	Nick Fitzgerald to Stephen Guidry vs. Texas A&M, 2018 (84)
Completed pass for 50+ yards:	Nick Fitzgerald to Stephen Guidry vs. Texas A&M, 2018 (84)
<b>Completed pass for 40+ yards:</b>	<b>Tommy Stevens to Farrod Green vs. Alabama, 2019 (46)</b>

### RECEIVING

Caught 15+ passes:	Eric Moulds at Tennessee, 1995 (15)
Caught 10+ passes:	Fred Ross vs. Arkansas, 2016 (10)
Caught seven+ passes:	Fred Ross vs. Arkansas, 2016 (10)
Had 200+ yards receiving:	Donald Gray vs. Samford, 2016 (207)
Had 175+ yards receiving:	Donald Gray vs. Samford, 2016 (207)
Had 150+ yards receiving:	Fred Ross vs. Arkansas, 2016 (171)
Had 100+ yards receiving:	Stephen Guidry vs. Texas A&M, 2018 (130)
Caught three+ TD passes:	Donald Gray vs. Samford, 2016 (3)
<b>Caught two+ TD passes:</b>	<b>Isaiah Zuber at Texas A&amp;M, 2019 (2)</b>



# LAST TIME IT HAPPENED

## LAST TIME A MISSISSIPPI STATE PLAYER ...

### TOTAL OFFENSE

Had 450+ yards total offense:	Keytaon Thompson vs. Stephen F. Austin, 2018 (473)
Had 400+ yards total offense:	Keytaon Thompson vs. Stephen F. Austin, 2018 (473)
Had 350 yards+ total offense:	Nick Fitzgerald vs. Louisiana Tech, 2018 (350)
<b>Had 300 yards+ total offense:</b>	<b>Garrett Shrader vs. LSU, 2019 (304)</b>
<b>Had 100 yards both passing and rushing:</b>	<b>Garrett Shrader vs. Kentucky, 2019 (125 rush, 180 pass)</b>

### SCORING

Accounted for five+ touchdowns:	Nick Fitzgerald vs. Arkansas, 2018 (1 rush, 4 pass)
Accounted for four+ touchdowns:	Nick Fitzgerald vs. Arkansas, 2018 (1 rush, 4 pass)
<b>Accounted for three+ touchdowns:</b>	<b>Kylin Hill at Arkansas, 2019 (3 rush)</b>
Scored four+ touchdowns:	Nick Fitzgerald vs. Louisiana, 2018 (4 rush)
<b>Scored three+ touchdowns:</b>	<b>Kylin Hill at Arkansas, 2019 (3 rush)</b>
<b>Scored two+ touchdowns:</b>	<b>Isaiah Zuber at Texas A&amp;M, 2019 (2 catch)</b>
Scored two+ non-offensive TDs:	Jeffery Simmons (FR & blkd punt) at Louisiana Tech, 2017

### DEFENSE

Intercepted three+ passes:	Mark McLaurin vs. Louisville, 2017 (3)
Intercepted two+ passes:	Mark McLaurin vs. Louisville, 2017 (3)
<b>Intercepted a pass</b>	<b>Marcus Murphy at Arkansas, 2019 (1)</b>
Recovered three+ fumbles:	Chris Correro vs. Memphis, 1987 (3)
<b>Recovered two+ fumbles:</b>	<b>Leo Lewis at Auburn, 2019 (2)</b>
<b>Recovered a fumble</b>	<b>Willie Gay Jr. at Arkansas, 2019 (1)</b>
<b>Forced two+ fumbles:</b>	<b>Tim Washington at Auburn, 2019 (2)</b>
<b>Forced a fumble</b>	<b>Martin Emerson at Arkansas, 2019 (1)</b>
Recorded five+ sacks:	Greg Favors at Ole Miss, 1996 (5.5)
Recorded three+ sacks:	Montez Sweat vs. Auburn, 2018 (3.0)
Recorded two+ sacks:	Willie Gay Jr. at Alabama, 2018 (2.0)
Recorded five+ tackles for loss:	Deljuan Robinson vs. Auburn, 2006 (5.0)
Recorded three+ tackles for loss:	Johnathan Abram vs. Arkansas, 2018 (3.5)
Recorded 20+ tackles:	Mario Haggan vs. Arkansas, 2000 (20)
<b>Recorded 10+ tackles:</b>	<b>Eroll Thompson vs. Tennessee, 2019 (13)</b>
Recorded 10+ tackles in back-to-back games:	Beniquez Brown, 2015 (Two Straight) vs. Alabama (11), at Arkansas (12)
<b>Returned an interception for a touchdown:</b>	<b>Marcus Murphy at Arkansas, 2019</b>

### SPECIAL TEAMS

<b>Scored 10+ points kicking:</b>	<b>Jace Christmann at Arkansas (12)</b>
Kicked five+ field goals:	Derek DePasquale vs. UAB, 2010 (5)
Kicked four+ field goals:	Derek DePasquale vs. UAB, 2010 (5)
Kicked three+ field goals:	Jace Christmann vs. Auburn, 2018 (3)
<b>Made one field goal of 50+ yards:</b>	<b>Jace Christmann at Tennessee, 2019 (51)</b>
Kicked two field goals of 50+ yards:	Brian Hazelwood vs. Memphis, 1997 (51, 53)
<b>Kicked one field goal of 50+ yards:</b>	<b>Jace Christmann at Tennessee, 2019 (51)</b>
<b>Kicked a punt of 70+ yards:</b>	<b>Tucker Day vs. LSU, 2019 (70)</b>
<b>Kicked a punt of 60+ yards:</b>	<b>Tucker Day vs. LSU, 2019 (70)</b>
Punted 10+ times:	Blake McAdams at Ole Miss, 2008 (12)
Totaled 175+ kick return yards:	Jameon Lewis at Ole Miss, 2012 (183, 5 ret.)
Totaled 150+ kick return yards:	Jameon Lewis at Ole Miss, 2012 (183, 5 ret.)
Totaled 100+ kick return yards:	Keith Mixon vs. Arkansas, 2016 (106, 5 ret.)
Totaled 50+ punt return yards:	Keith Mixon vs. Stephen F. Austin, 2018 (64, 6 ret.)

# LAST TIME IT HAPPENED

## LAST TIME AN OPPONENT ...

### RUSHING

Had 400+ yards rushing:	Georgia Tech, 2014 (452)
Had 300+ yards rushing:	Arkansas, 2016 (357)
<b>Had 200+ yards rushing:</b>	<b>Texas A&amp;M, 2019 (207)</b>
Had 70+ rushing attempts:	Oklahoma State, 1998 (71)
Had 60+ rushing attempts:	Georgia Tech, 2014 (61)
Had 50+ rushing attempts:	Auburn, 2016 (58)
<b>Had 40+ rushing attempts</b>	<b>Tennessee, 2019 (44)</b>
<b>Had six+ rushing TDs:</b>	<b>Auburn, 2019 (6)</b>
<b>Had four+ rushing TDs:</b>	<b>Texas A&amp;M, 2019 (4)</b>
Had two players with 100 yds rushing:	Arkansas, 2016 (Williams 205, Whaley 112)

### PASSING

Had 400+ yards passing:	Samford, 2016 (468)
<b>Had 300+ yards passing:</b>	<b>Alabama, 2019 (350)</b>
<b>Had 200+ yards passing:</b>	<b>Alabama, 2019 (350)</b>
Had 60+ pass attempts:	Samford, 2016 (70)
Had 50+ pass attempts:	Samford, 2016 (70)
<b>Had 40+ pass attempts:</b>	<b>Kentucky, 2019 (41)</b>
<b>Had 30+ pass attempts:</b>	<b>LSU, 2019 (35)</b>
Had 40+ pass completions:	Samford, 2016 (42)
Had 30+ pass completions:	Alabama, 2016 (31)
<b>Had 25+ pass completions:</b>	<b>LSU, 2019 (25)</b>
<b>Had 20+ pass completions:</b>	<b>Alabama, 2019 (21)</b>
Had five+ passing TDs:	Alabama, 2016 (5)
<b>Had four+ passing TDs:</b>	<b>LSU, 2019 (4)</b>
<b>Had three+ passing TDs:</b>	<b>Texas A&amp;M, 2019 (3)</b>

### RECEIVING

Had two players with 100 yards receiving in a game:	Samford, 2016 (Karelc Hamilton 213 and Kelvin McKnight 115)
Had four+ players catch five+ passes:	Arkansas, 2015 (5)
Had three+ players catch five+ passes:	Ole Miss, 2016 (3)
Had 12+ players catch a pass:	Florida, 2018 (12)
<b>Had eight+ players catch a pass</b>	<b>LSU, 2019 (8)</b>

### TOTAL OFFENSE

Had 650+ yards total offense:	Arkansas, 2016 (661)
Had 600+ yards total offense:	Arkansas, 2016 (661)
<b>Had 550+ yards total offense:</b>	<b>Auburn, 2019 (578)</b>
<b>Had 500+ yards total offense:</b>	<b>Alabama, 2019 (510)</b>
<b>Had 400+ yards total offense:</b>	<b>Alabama, 2019 (510)</b>
Had 80+ plays total offense:	Louisiana Tech, 2017 (80)
<b>Had 75+ plays total offense:</b>	<b>Louisiana, 2019 (76)</b>

### SCORING

Scored 60+ points:	South Carolina, 1995 (65)
<b>Scored 50+ points:</b>	<b>Auburn, 2019 (56)</b>
<b>Scored 40+ points:</b>	<b>Auburn, 2019 (56)</b>
<b>Scored 30+ points:</b>	<b>Alabama, 2019 (38)</b>
Scored a two-point conversion rushing:	Arkansas, 2016
<b>Scored a two-point conversion passing:</b>	<b>Southern Miss, 2019</b>
Failed on a two-point conversion attempt:	Arkansas, 2016

# LAST TIME IT HAPPENED

## LAST TIME AN OPPONENT ...

### TURNOVERS

Had five+ fumbles:	Ole Miss, 2011 (6)
Had four+ fumbles lost:	LSU, 2004 (4)
<b>Had three+ fumbles lost:</b>	<b>Auburn, 2019 (3)</b>
Committed five+ turnovers:	Arkansas, 2012 (5)
<b>Did not commit a turnover:</b>	<b>Alabama, 2019</b>
Intercepted five+ MSU passes:	LSU, 2010 (5)
Intercepted four+ MSU passes:	LSU, 2018 (4)
<b>Intercepted three+ MSU passes:</b>	<b>Tennessee, 2019 (3)</b>
Returned an interception for a TD:	UMass, 2017 (Isaiah Rodgers)
Returned a fumble for a TD:	Arkansas, 2017 (Briston Guidry 0-yd fumble recovery)

### DEFENSE

Held MSU to 10 or fewer first downs:	Alabama, 2018 (7)
Recorded 10+ sacks:	Ole Miss, 2008 (11)
<b>Recorded seven+ sacks:</b>	<b>Tennessee, 2019 (7)</b>
Scored a safety:	Texas A&M, 2013
Scored two safeties:	Florida, 2005
Held MSU to 25 or fewer yards rushing:	Alabama, 2011 (12)
Held MSU to 100 or fewer yards passing:	Auburn, 2018 (69)
Held MSU to 50 or fewer yards passing:	Florida, 2010 (33)
<b>Held MSU to 300 or less yards total offense:</b>	<b>Alabama, 2019 (270)</b>
Held MSU to 200 or less yards total offense:	Alabama, 2018 (184)
Held MSU to 100 or fewer yards both rushing & passing:	Ole Miss, 2008 (-51 rush, 88 pass)

### SPECIAL TEAMS

Returned a punt for a TD:	Texas A&M, 2016 (Christian Kirk - 93)
Returned a blocked punt for a TD:	Ole Miss, 2013 (Terrell Grant - 0)
<b>Returned a kickoff for a TD:</b>	<b>Kansas State, 2019 (Malik Knowles - 100)</b>
Punted 10+ times:	Vanderbilt, 2009 (11)
Did not punt:	Arkansas, 2016
<b>Missed a kicking PAT:</b>	<b>LSU, 2019</b>
Missed two kicking PATs:	Tulane, 2006
Blocked a field goal:	Arkansas, 2013
Blocked a punt:	Texas A&M, 2017

### MISCELLANEOUS

Had 30+ first downs:	Ole Miss, 2016 (31)
Had 10+ penalties:	Florida, 2018 (11)
Had 100+ yards in penalties:	LSU, 2017 (112)
Had 35 minutes+ of possession time:	Louisiana Tech, 2017 (36:08)
Had two 100-yard rushers and one 100-yard receiver:	Georgia Tech, 2014 (Days 171 rush, Thomas 121 rush, Waller 114 rec.)
Had one 100-yard rusher and one 100-yard receiver:	Alabama, 2016 (Hurts 100 rush, Stewart 156 rec.)

### INDIVIDUAL RUSHING

Rushed 40+ times:	Deuce McAllister (Ole Miss), 1998 (40)
Rushed 35+ times:	Kamryn Pettway (Auburn), 2016 (39)
Rushed for 200+ yards:	Rawleigh Williams III (Arkansas), 2016 (205)
Rushed for 175+ yards:	Rawleigh Williams III (Arkansas), 2016 (205)
Rushed for 150+ yards:	Benny Snell (Kentucky), 2018 (165)
Rushed for 125+ yards:	Benny Snell (Kentucky), 2018 (165)
<b>Rushed for 100+ yards:</b>	<b>Rakeem Boyd (Arkansas), 2019 (114)</b>
Rushed for five+ touchdowns:	Carnell Williams (Auburn), 2003 (6)

# LAST TIME IT HAPPENED

## LAST TIME AN OPPONENT ...

Rushed for four+ touchdowns:.....	Benny Snell (Kentucky), 2018 (4)
Had a run of 80+ yards:.....	Marquis Young (UMass), 2016 (83)
Had a run of 70+ yards:.....	Lamar Jackson (Louisville), 2017 (75)
Had a run of 60+ yards:.....	Lamar Jackson (Louisville), 2017 (75)
<b>Had a run of 50+ yards:.....</b>	<b>Rakeem Boyd (Arkansas), 2019 (52)</b>

### INDIVIDUAL PASSING

Passed for 450+ yards:.....	Devlin Hodges (Samford), 2016 (468)
Passed for 400+ yards:.....	Devlin Hodges (Samford), 2016 (468)
<b>Passed for 300+ yards:.....</b>	<b>Joe Burrow (LSU), 2019 (327)</b>
Attempted 60+ passes:.....	Devlin Hodges (Samford), 2016 (69)
Attempted 50+ passes:.....	Devlin Hodges (Samford), 2016 (69)
Completed 30+ passes:.....	Devlin Hodges (Samford), 2016 (42)
<b>Completed 20+ passes:.....</b>	<b>Joe Burrow (LSU), 2019 (25)</b>
Threw five+ touchdown passes:.....	Brandon Allen (Arkansas), 2015 (7)
<b>Threw four+ touchdown passes:.....</b>	<b>Joe Burrow (LSU), 2019 (4)</b>
<b>Threw three+ touchdown passes:.....</b>	<b>Kellen Mond (Texas A&amp;M), 2019 (3)</b>
Completed a pass for 80+ yards:.....	Jacoby Brisett to Pharoah McKeever (NC State), 2015 (82)
Completed a pass for 70+ yards:.....	Nate Stanley to Nick Easley (Iowa), 2018 (75)
<b>Completed a pass for 60+ yards:.....</b>	<b>Joe Burrow to Racey McMath, 2019 (60)</b>

### INDIVIDUAL RECEIVING

Caught 10+ passes:.....	Karel Hamilton (Samford), 2016 (14)
<b>Caught seven+ passes:.....</b>	<b>Jerry Judy (Alabama), 2019 (7)</b>
Had 150+ yards receiving:.....	A.J. Brown (Ole Miss), 2017 (167)
<b>Had 100+ yards receiving:.....</b>	<b>Jerry Judy (Alabama), 2019 (114)</b>
Caught three+ TD passes:.....	ArDarius Stewart (Alabama), 2016 (3)
<b>Caught two+ TD passes:.....</b>	<b>Seth Williams (Auburn), 2019 (2)</b>

### INDIVIDUAL TOTAL OFFENSE

Had 500+ yards total offense:.....	Devlin Hodges (Samford), 2016 (513)
Had 400+ yards total offense:.....	Jalen Hurts (Alabama), 2016 (447)
Had 100 yards both passing and rushing:.....	Lamar Jackson (Louisville), 2017, (171 pass/158 rush)

### INDIVIDUAL SCORING

Accounted for six+ touchdowns:.....	Brandon Allen (Arkansas), 2015 (7 pass)
<b>Accounted for five+ touchdowns:.....</b>	<b>Kellen Mond (Texas A&amp;M), 2019 (3 pass, 2 rush)</b>
<b>Accounted for four+ touchdowns:.....</b>	<b>Najee Harris (Alabama), 2019 (3 rush, 1 catch)</b>
Scored four+ touchdowns:.....	Benny Snell (Kentucky), 2018 (4 rush)
<b>Scored three+ touchdowns:.....</b>	<b>Najee Harris (Alabama), 2019 (3 rush)</b>

### INDIVIDUAL DEFENSE

Intercepted three+ passes:.....	Craig Steltz (LSU), 2007 (3)
Intercepted two+ passes:.....	Grant Delpit (LSU), 2018 (2)
Recorded three+ sacks:.....	Jonathan Allen (Alabama), 2015 (3)
<b>Recorded two+ sacks:.....</b>	<b>Ty Williams (Southern Miss), 2019 (2)</b>

### SPECIAL TEAMS

<b>Scored 10+ points kicking:.....</b>	<b>Cade York (LSU), 2019 (12)</b>
Kicked five+ field goals:.....	Austin MacGinnis (Kentucky), 2016 (5)
Kicked four field goals:.....	Cole Tracy (LSU), 2018 (4)

# MSU SCORING DRIVES

## MISSISSIPPI STATE: GAME 1 AT LOUISIANA

Quarter	Game Drive	Plays, Yards	TOP	Result
Q1, 15:00	Drive #1	6 plays, 74 yds.	TOP: 2:33	Result: TD
Q2, 11:14	Drive #10	5 plays, 42 yds.	TOP: 1:56	Result: TD
Q2, 4:25	Drive #12	11 plays, 82 yds.	TOP: 3:54	Result: TD
Q3, 11:13	Drive #16	9 plays, 65 yds.	TOP: 4:06	Result: TD
Q4, 13:14	Drive #20	1 plays, 12 yds.	TOP: 0:07	Result: TD
Q4, 2:45	Drive #24	6 plays, 23 yds.	TOP: 1:43	Result: FG

## MISSISSIPPI STATE: GAME 2 VS. SOUTHERN MISS

Quarter	Game Drive	Plays, Yards	TOP	Result
Q1, 11:45	Drive #2	5 plays, 61 yds.	TOP: 2:09	Result: TD
Q1, 4:50	Drive #4	9 plays, 80 yds.	TOP: 4:55	Result: TD
Q2, 2:37	Drive #10	6 plays, 52 yds.	TOP: 1:55	Result: TD
Q3, 11:02	Drive #14	9 plays, 58 yds.	TOP: 4:25	Result: TD
Q3, 4:42	Drive #16	10 plays, 63 yds.	TOP: 5:30	Result: FG
Q4, 3:07	Drive #22	2 plays, 22 yds.	TOP: 0:47	Result: TD

## MISSISSIPPI STATE: GAME 3 VS. KANSAS STATE

Quarter	Game Drive	Plays, Yards	TOP	Result
Q2, 10:44	Drive #8	10 plays, 51 yds.	TOP: 5:05	Result: TD
Q2, 0:40	Drive #12	4 plays, 66 yds.	TOP: 0:31	Result: TD
Q3, 11:37	Drive #16	12 plays, 79 yds.	TOP: 6:50	Result: TD
Q3, 1:58	Drive #19	6 plays, 26 yds.	TOP: 2:08	Result: FG

## MISSISSIPPI STATE: GAME 4 VS. KENTUCKY

Quarter	Game Drive	Plays, Yards	TOP	Result
Q1, 2:49	Drive #5	10 plays, 75 yds.	TOP: 4:25	Result: TD
Q2, 10:36	Drive #7	10 plays, 80 yds.	TOP: 5:51	Result: TD
Q4, 4:39	Drive #18	6 plays, 75 yds.	TOP: 3:00	Result: TD

## MISSISSIPPI STATE: GAME 5 AT AUBURN

Quarter	Game Drive	Plays, Yards	TOP	Result
Q1, 8:59	Drive #6	12 plays, 75 yds.	TOP: 6:39	Result: TD
Q2, 13:18	Drive #8	11 plays, 66 yds.	TOP: 5:23	Result: FG
Q3, 5:29	Drive #20	6 plays, 65 yds.	TOP: 3:16	Result: TD
Q4, 4:03	Drive #26	8 plays, 78 yds.	TOP: 3:13	Result: TD

# MSU SCORING DRIVES

## MISSISSIPPI STATE: GAME 6 AT TENNESSEE

Quarter	Game Drive	Plays, Yards	TOP	Result
Q2, 14:48	Drive #7	13 plays, 59 yds.	TOP: 7:08	Result: FG
Q4, 12:04	Drive #18	8 plays, 90 yds.	TOP: 3:37	Result: TD

## MISSISSIPPI STATE: GAME 7 VS. LSU

Quarter	Game Drive	Plays, Yards	TOP	Result
Q2, 8:33	Drive #7	7 plays, 75 yds.	TOP: 3:09	Result: TD
Q4, 3:41	Drive #25	8 plays, 90 yds.	TOP: 2:42	Result: TD

## MISSISSIPPI STATE: GAME 8 AT TEXAS A&M

Quarter	Game Drive	Plays, Yards	TOP	Result
Q1, 0:10	Drive #7	4 plays, 75 yds.	TOP: 1:42	Result: TD
Q2, 5:34	Drive #13	16 plays, 63 yds.	TOP: 4:57	Result: FG
Q3, 13:20	Drive #16	10 plays, 74 yds.	TOP: 5:32	Result: TD
Q3, 1:17	Drive #18	9 plays, 79 yds.	TOP: 3:51	Result: TD
Q4, 5:00	Drive #22	12 plays, 75 yds.	TOP: 4:11	Result: TD

## MISSISSIPPI STATE: GAME 9 AT ARKANSAS

Quarter	Game Drive	Plays, Yards	TOP	Result
Q1, 15:00	Drive #1	6 plays, 82 yds.	TOP: 2:49	Result: TD
Q1, 10:52	Drive #3	12 plays, 80 yds.	TOP: 5:21	Result: TD
Q1, 3:59	Drive #5	11 plays, 68 yds.	TOP: 4:55	Result: FG
Q2, 10:24	Drive #9	6 plays, 75 yds.	TOP: 2:29	Result: TD
Q2, 5:00	Drive #12	5 plays, 84 yds.	TOP: 2:18	Result: TD
Q3, 13:42	Drive #18	6 plays, 66 yds.	TOP: 3:09	Result: TD
Q3, 4:03	Drive #20	13 plays, 47 yds.	TOP: 7:23	Result: FG
Q4, 9:47	Drive #22	3 plays, 75 yds.	TOP: 1:25	Result: TD

## MISSISSIPPI STATE: GAME 10 VS. ALABAMA

Quarter	Game Drive	Plays, Yards	TOP	Result
Q1, 12:54	Drive #4	9 plays, 75 yds.	TOP: 4:17	Result: TD

# OPPONENT SCORING DRIVES

## LOUISIANA: GAME 1 VS. MISSISSIPPI STATE

Quarter	Game Drive	Plays, Yards	TOP	Result
Q1, 4:22	Drive #7	3 plays, 15 yds.	TOP: 1:05	Result: TD
Q2, 9:12	Drive #11	10 plays, 69 yds.	TOP: 4:41	Result: TD
Q4, 12:59	Drive #21	9 plays, 69 yds.	TOP: 3:03	Result: TD
Q4, 7:21	Drive #23	14 plays, 99 yds.	TOP: 4:36	Result: TD

## SOUTHERN MISS: GAME 2 AT MISSISSIPPI STATE

Quarter	Game Drive	Plays, Yards	TOP	Result
Q3, 6:37	Drive #15	4 plays, 75 yds.	TOP: 1:55	Result: TD
Q4, 7:04	Drive #19	2 plays, 75 yds.	TOP: 0:33	Result: TD

## KANSAS STATE: GAME 3 AT MISSISSIPPI STATE

Quarter	Game Drive	Plays, Yards	TOP	Result
Q1, 6:28	Drive #4	9 plays, 36 yds.	TOP: 4:05	Result: FG
Q1, 1:17	Drive #6	6 plays, 55 yds.	TOP: 2:46	Result: TD
Q2, 3:16	Drive #11	5 plays, 30 yds.	TOP: 2:30	Result: TD
Q4, 8:55	Drive #23	6 plays, 53 yds.	TOP: 3:18	Result: TD

## KENTUCKY: GAME 4 AT MISSISSIPPI STATE

Quarter	Game Drive	Plays, Yards	TOP	Result
Q1, 7:11	Drive #4	10 plays, 58 yds.	TOP: 4:22	Result: FG
Q3, 9:10	Drive #13	12 plays, 80 yds.	TOP: 3:40	Result: TD
Q4, 9:11	Drive #17	12 plays, 55 yds.	TOP: 4:32	Result: FG

## AUBURN: GAME 5 VS. MISSISSIPPI STATE

Quarter	Game Drive	Plays, Yards	TOP	Result
Q1, 13:04	Drive #2	1 plays, 30 yds.	TOP: 0:09	Result: TD
Q1, 11:05	Drive #4	5 plays, 47 yds.	TOP: 1:19	Result: TD
Q1, 9:41	Drive #5	2 plays, 18 yds.	TOP: 0:42	Result: TD
Q1, 2:10	Drive #7	11 plays, 78 yds.	TOP: 3:52	Result: TD
Q2, 7:55	Drive #9	5 plays, 74 yds.	TOP: 2:22	Result: TD
Q2, 2:44	Drive #13	12 plays, 84 yds.	TOP: 2:32	Result: TD
Q3, 15:00	Drive #15	4 plays, 75 yds.	TOP: 1:32	Result: TD
Q3, 2:13	Drive #21	7 plays, 75 yds.	TOP: 2:57	Result: TD

# OPPONENT SCORING DRIVES

## TENNESSEE: GAME 6 VS. MISSISSIPPI STATE

Quarter	Game Drive	Plays, Yards	TOP	Result
Q1, 9:27	Drive #4	8 plays, 60 yds.	TOP: 4:31	Result: TD
Q2, 0:59	Drive #10	4 plays, 5 yds.	TOP: 0:59	Result: FG
Q3, 9:58	Drive #13	7 plays, 56 yds.	TOP: 3:46	Result: FG
Q4, 8:19	Drive #19	9 plays, 91 yds.	TOP: 5:44	Result: TD

## LSU: GAME 7 AT MISSISSIPPI STATE

Quarter	Game Drive	Plays, Yards	TOP	Result
Q1, 12:09	Drive #2	12 plays, 42 yds.	TOP: 4:17	Result: FG
Q1, 1:02	Drive #4	10 plays, 84 yds.	TOP: 3:35	Result: FG
Q2, 11:37	Drive #6	7 plays, 37 yds.	TOP: 3:04	Result: FG
Q2, 5:17	Drive #8	1 plays, 60 yds.	TOP: 0:10	Result: TD
Q2, 1:53	Drive #10	5 plays, 55 yds.	TOP: 1:03	Result: TD
Q3, 12:03	Drive #14	4 plays, 66 yds.	TOP: 1:27	Result: TD
Q3, 8:28	Drive #16	8 plays, 80 yds.	TOP: 2:52	Result: TD

## TEXAS A&M: GAME 8 VS. MISSISSIPPI STATE

Quarter	Game Drive	Plays, Yards	TOP	Result
Q1, 9:11	Drive #4	5 plays, 51 yds.	TOP: 2:21	Result: TD
Q1, 4:18	Drive #6	9 plays, 55 yds.	TOP: 4:08	Result: TD
Q2, 13:28	Drive #8	7 plays, 65 yds.	TOP: 3:08	Result: TD
Q2, 6:28	Drive #12	3 plays, 19 yds.	TOP: 0:54	Result: TD
Q3, 15:00	Drive #15	4 plays, 70 yds.	TOP: 1:40	Result: TD
Q3, 7:48	Drive #17	11 plays, 75 yds.	TOP: 6:31	Result: TD
Q4, 10:06	Drive #21	9 plays, 42 yds.	TOP: 5:06	Result: TD

## ARKANSAS: GAME 9 VS. MISSISSIPPI STATE

Quarter	Game Drive	Plays, Yards	TOP	Result
Q2, 11:21	Drive #8	2 plays, 61 yds.	TOP: 0:57	Result: TD
Q2, 5:56	Drive #11	4 plays, 1 yds.	TOP: 0:56	Result: FG
Q3, 10:33	Drive #19	13 plays, 59 yds.	TOP: 6:30	Result: TD
Q4, 11:40	Drive #21	4 plays, 75 yds.	TOP: 1:53	Result: TD

## ALABAMA: GAME 10 VS. MISSISSIPPI STATE

Quarter	Game Drive	Plays, Yards	TOP	Result
Q1, 15:00	Drive #1	5 plays, 55 yds.	TOP: 1:52	Result: TD
Q1, 12:59	Drive #3	1 plays, 19 yds.	TOP: 0:05	Result: TD
Q1, 8:37	Drive #5	12 plays, 70 yds.	TOP: 5:15	Result: TD
Q1, 0:59	Drive #7	4 plays, 69 yds.	TOP: 1:44	Result: TD
Q2, 11:57	Drive #9	13 plays, 70 yds.	TOP: 5:49	Result: TD
Q3, 11:32	Drive #14	9 plays, 81 yds.	TOP: 4:04	Result: FG



# DRIVE CHARTS

## LONG DRIVE SUPERLATIVES

### Longest Drive

**MSU**  
 No. of Plays 16 (53 yards, 4:57) at Texas A&M, results in made FG  
 By No. of Yards 90 (8p, 3:37) at Tennessee (10/12), results in TD  
 By Time of Possession 8:03 (15p, 62 yards) vs. Alabama (11/6), results in turnover on downs

### Opponents

14 (99 yards, 4:36) by Louisiana (8/31), results in TD  
 99 yards (14 p, 4:36) by Louisiana (8/31), results in TD  
 6:30 (12 p, 59 yards) by Arkansas (11/2), results in TD

## GAME 1 AT LOUISIANA

### MISSISSIPPI STATE

Drive Started				Drive Ended			Consumed	
Team	Qtr	Spot	Time	Spot	Time	How Lost	PI-Yds	TOP
MS	1st	M26	15:00	L00	12:27	* TOUCHDOWN	6-74	2:33
MS	1st	L35	12:13	L28	10:11	Fumble	4-7	2:02
MS	1st	M48	07:28	L32	05:16	Downs	6-20	2:12
MS	1st	M15	00:00	M15	04:22	Fumble	0-0	0:00
MS	1st	M15	03:10	L09	13:03	Missed FG	10-76	5:07
MS	2nd	L42	11:14	L00	09:18	* TOUCHDOWN	5-42	1:56
MS	2nd	M18	04:25	L00	00:31	* TOUCHDOWN	11-82	3:54
MS	2nd	M48	00:25	L42	00:00	End of half	4-10	0:25
MS	3rd	M35	11:13	L00	07:07	* TOUCHDOWN	9-65	4:06
MS	3rd	M12	03:53	L43	14:49	Punt	7-45	4:04
MS	4th	L12	13:14	L00	13:07	* TOUCHDOWN	1-12	0:07
MS	4th	M25	09:56	L39	07:21	Punt	6-36	2:35
MS	4th	L42	02:45	L19	01:02	* FIELD GOAL	6-23	1:43
MS	4th	M01	00:00	M01	00:00	End of half	0-0	0:00

### LOUISIANA

Drive Started				Drive Ended			Consumed	
Team	Qtr	Spot	Time	Spot	Time	How Lost	PI-Yds	TOP
LA	1st	L22	12:20	L22	12:13	Interception	1-0	0:07
LA	1st	L28	10:11	M48	07:28	Fumble	8-24	2:43
LA	1st	L32	05:16	L39	04:22	Punt	3-7	0:54
LA	1st	M15	04:22	M00	03:17	* TOUCHDOWN	3-15	1:05
LA	2nd	L20	13:03	L42	11:14	Fumble	4-22	1:49
LA	2nd	L31	09:12	M00	04:31	* TOUCHDOWN	10-69	4:41
LA	3rd	L25	15:00	L21	11:13	Punt	6--4	3:47
LA	3rd	L13	06:58	M12	03:53	Fumble	8-75	3:05
LA	4th	L01	14:49	L09	13:14	Punt	3-8	1:35
LA	4th	L31	12:59	M00	09:56	* TOUCHDOWN	9-69	3:03
LA	4th	L01	07:21	M00	02:45	* TOUCHDOWN	14-99	4:36
LA	4th	L35	00:55	M33	00:00	Interception	4-32	0:55

## GAME 2 VS. SOUTHERN MISS

### MISSISSIPPI STATE

Drive Started				Drive Ended			Consumed	
Team	Qtr	Spot	Time	Spot	Time	How Lost	PI-Yds	TOP
MS	1st	M39	11:45	U00	09:36	* TOUCHDOWN	5-61	2:09
MS	1st	M20	04:50	U00	14:55	* TOUCHDOWN	9-80	4:55
MS	2nd	M42	10:39	M50	08:50	Punt	3-8	1:49
MS	2nd	M50	06:27	M37	04:54	Punt	3--13	1:33
MS	2nd	M48	02:37	U00	00:42	* TOUCHDOWN	6-52	1:55
MS	3rd	M25	15:00	M28	13:20	Punt	3-3	1:40
MS	3rd	M42	11:02	U00	06:37	* TOUCHDOWN	9-58	4:25
MS	3rd	M25	04:42	U12	14:12	* FIELD GOAL	10-63	5:30
MS	4th	M44	12:16	U25	07:04	Missed FG	9-31	5:12
MS	4th	M25	06:31	M34	04:13	Punt	3-9	2:18
MS	4th	U22	03:07	U00	02:20	* TOUCHDOWN	2-22	0:47
MS	4th	M47	01:33	U46	00:00	End of half	2-7	1:33

### SOUTHERN MISS

Drive Started				Drive Ended			Consumed	
Team	Qtr	Spot	Time	Spot	Time	How Lost	PI-Yds	TOP
USM	1st	U27	15:00	U45	11:45	Punt	6-18	3:15
USM	1st	U25	09:36	M19	04:50	Missed FG	10-56	4:46
USM	2nd	U25	14:55	M42	10:39	Fumble	8-33	4:16
USM	2nd	U08	08:50	U21	06:27	Punt	5-13	2:23
USM	2nd	U04	04:54	U09	02:37	Punt	3-5	2:17
USM	2nd	U25	00:42	M49	00:00	End of half	3-26	0:42
USM	3rd	U27	13:20	U25	11:02	Punt	3--2	2:18
USM	3rd	U25	06:37	M00	04:42	* TOUCHDOWN	4-75	1:55
USM	4th	U12	14:03	U15	12:16	Punt	4-3	1:47
USM	4th	U25	07:04	M00	06:31	* TOUCHDOWN	2-75	0:33
USM	4th	U15	04:13	U39	03:07	Interception	3-24	1:06
USM	4th	U25	02:20	U43	01:33	Interception	3-18	0:47

# DRIVE CHARTS

## GAME 3 VS. KANSAS STATE

### MISSISSIPPI STATE

Team	Qtr	Drive Started			Drive Ended			Consumed	
		Spot	Time	Obtained	Spot	Time	How Lost	Pl-Yds	TOP
MS	1st	M22	15:00	Kickoff	M39	12:23	Punt	5-17	2:37
MS	1st	M20	08:41	Downs	K44	06:28	Interception	5-36	2:13
MS	1st	M25	02:23	Kickoff	M26	01:17	Punt	3-1	1:06
MS	2nd	M28	13:26	Kickoff	M18	10:44	Punt	3--10	2:42
MS	2nd	M49	10:44	Fumble	K00	05:39	* TOUCHDOWN	9-51	5:05
MS	2nd	M28	04:12	Punt	M39	03:16	Fumble	3-11	0:56
MS	2nd	M34	00:40	Kickoff	K00	00:09	* TOUCHDOWN	4-66	0:31
MS	3rd	M20	12:29	Punt	M21	11:37	Interception	3-1	0:52
MS	3rd	M21	11:37	Fumble	K00	04:47	* TOUCHDOWN	12-79	6:50
MS	3rd	M26	03:42	Punt	M18	01:58	Punt	3--8	1:44
MS	3rd	M45	01:58	Fumble	K29	14:50	* FIELD GOAL	6-26	2:08
MS	4th	M10	14:28	Kickoff	M15	13:24	Punt	3-5	1:04
MS	4th	M08	10:21	Punt	M16	08:55	Punt	3-8	1:26
MS	4th	M25	05:37	Kickoff	K20	02:35	Downs	8-55	3:02
MS	4th	M20	00:30	Punt	M40	00:00	End of half	2-20	0:30

### KANSAS STATE

Team	Qtr	Drive Started			Drive Ended			Consumed	
		Spot	Time	Obtained	Spot	Time	How Lost	Pl-Yds	TOP
KS	1st	K32	12:23	Punt	M20	08:41	Downs	7-48	3:42
KS	1st	K47	06:28	Interception	M17	02:23	* FIELD GOAL	9-36	4:05
KS	1st	K45	01:17	Punt	M00	13:31	* TOUCHDOWN	5-55	2:46
KS	2nd	M49	00:00	Punt	M49	10:44	Fumble	0-0	0:00
KS	2nd	K25	05:39	Kickoff	K31	04:12	Punt	3-6	1:27
KS	2nd	M30	03:16	Fumble	M00	00:46	* TOUCHDOWN	5-30	2:30
KS	2nd	K32	00:07	Kickoff	K30	00:00	End of half	1--2	0:07
KS	3rd	K22	14:52	Kickoff	K39	12:29	Punt	5-17	2:23
KS	3rd	M17	00:00	Interception	M17	11:37	Fumble	0-0	0:00
KS	3rd	K25	04:47	Kickoff	K18	03:42	Punt	3--7	1:05
KS	3rd	M44	00:00	Punt	M45	01:58	Fumble	0--1	0:00
KS	4th	M00	14:36	Kickoff	M00	14:36	* TOUCHDOWN	0-0	0:00
KS	4th	K30	13:24	Punt	K50	10:21	Punt	5-20	3:03
KS	4th	K47	08:55	Punt	M00	05:37	* TOUCHDOWN	6-53	3:18
KS	4th	K20	02:35	Downs	K48	00:30	Punt	5-28	2:05

## GAME 4 VS. KENTUCKY

### MISSISSIPPI STATE

Team	Qtr	Drive Started			Drive Ended			Consumed	
		Spot	Time	Obtained	Spot	Time	How Lost	Pl-Yds	TOP
MS	1st	K00	13:35	Interception	K00	13:35	* TOUCHDOWN	0-0	0:00
MS	1st	M20	10:14	Punt	K48	07:11	Punt	8-32	3:03
MS	1st	M25	02:49	Kickoff	K00	13:24	* TOUCHDOWN	9-75	4:25
MS	2nd	M20	10:36	Punt	K00	04:45	* TOUCHDOWN	10-80	5:51
MS	2nd	M17	03:00	Punt	K32	00:48	Interception	5-51	2:12
MS	2nd	M29	00:05	Missed FG	M27	00:00	End of half	1--2	0:05
MS	3rd	M25	15:00	Kickoff	K20	09:10	Fumble	11-55	5:50
MS	3rd	M25	05:30	Kickoff	K49	00:38	Punt	6-26	4:52
MS	4th	M20	12:15	Missed FG	M41	09:11	Punt	5-21	3:04
MS	4th	M25	04:39	Kickoff	K00	01:39	* TOUCHDOWN	6-75	3:00
MS	4th	K46	00:44	Downs	K48	00:00	End of half	1--2	0:44

### KENTUCKY

Team	Qtr	Drive Started			Drive Ended			Consumed	
		Spot	Time	Obtained	Spot	Time	How Lost	Pl-Yds	TOP
UK	1st	K25	15:00	Kickoff	K48	13:35	Interception	4-23	1:25
UK	1st	K25	13:35	Kickoff	K47	10:14	Punt	6-22	3:21
UK	1st	K20	07:11	Punt	M22	02:49	* FIELD GOAL	10-58	4:22
UK	2nd	K23	13:18	Kickoff	K44	10:36	Punt	5-21	2:42
UK	2nd	K25	04:45	Kickoff	K38	03:00	Punt	4-13	1:45
UK	2nd	M49	00:48	Interception	M29	00:05	Missed FG	6-20	0:43
UK	3rd	K20	09:10	Fumble	M00	05:30	* TOUCHDOWN	11-80	3:40
UK	3rd	K20	00:38	Punt	M08	12:15	Missed FG	9-72	3:23
UK	4th	K34	09:11	Punt	M11	04:39	* FIELD GOAL	11-55	4:32
UK	4th	K34	01:34	Kickoff	K46	00:44	Downs	8-12	0:50

## GAME 5 AT AUBURN

### MISSISSIPPI STATE

Team	Qtr	Drive Started			Drive Ended			Consumed	
		Spot	Time	Obtained	Spot	Time	How Lost	Pl-Yds	TOP
MS	1st	M25	15:00	Kickoff	M06	13:04	Punt	3--19	1:56
MS	1st	M25	12:55	Kickoff	M22	11:05	Punt	3--3	1:50
MS	1st	M02	09:46	Kickoff	M18	09:41	Fumble	0-16	0:05
MS	1st	M25	08:59	Kickoff	A00	02:20	* TOUCHDOWN	12-75	6:39
MS	2nd	M25	13:18	Kickoff	A09	07:55	* FIELD GOAL	11-66	5:23
MS	2nd	M25	05:33	Kickoff	M28	04:31	Punt	3-3	1:02
MS	2nd	A48	03:47	Fumble	A16	02:44	Fumble	2-32	1:03
MS	2nd	M25	00:12	Kickoff	M23	00:00	End of half	1--2	0:12
MS	3rd	M25	13:28	Kickoff	M39	11:01	Punt	4-14	2:27
MS	3rd	M35	09:10	Fumble	M36	07:28	Punt	3-1	1:42
MS	3rd	M35	05:29	Punt	A00	02:13	* TOUCHDOWN	6-65	3:16
MS	4th	M25	14:16	Kickoff	M27	12:47	Punt	3-2	1:29
MS	4th	M48	11:09	Fumble	A20	08:46	Downs	6-32	2:23
MS	4th	M22	04:03	Downs	A00	00:50	* TOUCHDOWN	8-78	3:13

### AUBURN

Team	Qtr	Drive Started			Drive Ended			Consumed	
		Spot	Time	Obtained	Spot	Time	How Lost	Pl-Yds	TOP
AU	1st	M30	13:04	Punt	M00	12:55	* TOUCHDOWN	1-30	0:09
AU	1st	M47	11:05	Punt	M00	09:41	* TOUCHDOWN	5-47	1:24
AU	1st	M18	09:41	Fumble	M00	08:59	* TOUCHDOWN	2-18	0:42
AU	1st	A22	02:10	Kickoff	M00	13:18	* TOUCHDOWN	11-78	3:52
AU	2nd	A26	07:55	Kickoff	M00	05:33	* TOUCHDOWN	5-74	2:22
AU	2nd	A34	04:31	Punt	A48	03:47	Fumble	2-14	0:44
AU	2nd	A08	02:44	Fumble	M00	00:12	* TOUCHDOWN	11-92	2:32
AU	3rd	A25	15:00	Kickoff	M00	13:28	* TOUCHDOWN	4-75	1:32
AU	3rd	A19	11:01	Punt	M35	09:10	Fumble	4-46	1:51
AU	3rd	A13	07:28	Punt	A22	05:29	Punt	3-9	1:59
AU	3rd	A25	02:13	Kickoff	M00	14:16	* TOUCHDOWN	7-75	2:57
AU	4th	A42	12:47	Punt	M48	11:09	Fumble	3-10	1:38
AU	4th	A20	08:46	Downs	M22	04:03	Downs	9-58	4:43
AU	4th	A25	00:50	Kickoff	A23	00:00	End of half	2--2	0:50

# DRIVE CHARTS

## GAME 6 AT TENNESSEE

### MISSISSIPPI STATE

Team	Qtr	Drive Started			Drive Ended			Consumed	
		Spot	Time	Obtained	Spot	Time	How Lost	Pl-Yds	TOP
MS	1st	M09	15:00	Kickoff	M12	12:54	Punt	3-3	2:06
MS	1st	M20	11:06	Interception	M17	09:27	Punt	3--3	1:39
MS	1st	M25	04:56	Kickoff	T32	01:14	Interception	7-43	3:42
MS	2nd	M08	14:48	Punt	T33	07:40	* FIELD GOAL	13-59	7:08
MS	2nd	M20	02:19	Interception	M37	00:59	Interception	4-17	1:20
MS	3rd	M20	11:36	Punt	M24	09:58	Punt	3-4	1:38
MS	3rd	M25	06:12	Kickoff	M36	04:57	Interception	4-11	1:15
MS	3rd	M28	02:46	Punt	M24	00:32	Punt	4--4	2:14
MS	4th	M10	12:04	Punt	T00	08:27	* TOUCHDOWN	8-90	3:37
MS	4th	M25	02:35	Kickoff	T18	00:16	Missed FG	11-57	2:19

### TENNESSEE

Team	Qtr	Drive Started			Drive Ended			Consumed	
		Spot	Time	Obtained	Spot	Time	How Lost	Pl-Yds	TOP
UT	1st	M46	12:54	Punt	M12	11:06	Interception	4-34	1:48
UT	1st	T40	09:27	Punt	M00	04:56	* TOUCHDOWN	8-60	4:31
UT	1st	T34	01:14	Interception	T40	14:48	Punt	3-6	1:26
UT	2nd	T15	07:38	Kickoff	M17	02:19	Interception	9-68	5:19
UT	2nd	M37	00:59	Interception	M32	15:00	* FIELD GOAL	4-5	0:59
UT	3rd	T25	15:00	Kickoff	T43	11:36	Punt	6-18	3:24
UT	3rd	T39	09:58	Punt	M05	06:12	* FIELD GOAL	7-56	3:46
UT	3rd	T35	04:57	Interception	T35	02:46	Punt	3-0	2:11
UT	3rd	T30	00:32	Punt	M49	12:04	Punt	6-21	3:28
UT	4th	T09	08:19	Kickoff	M00	02:35	* TOUCHDOWN	9-91	5:44
UT	4th	T20	00:16	Missed FG	T18	00:00	End of half	1--2	0:16

## GAME 7 VS. LSU

### MISSISSIPPI STATE

Team	Qtr	Drive Started			Drive Ended			Consumed	
		Spot	Time	Obtained	Spot	Time	How Lost	Pl-Yds	TOP
MS	1st	M25	15:00	Kickoff	M45	12:09	Downs	6-20	2:51
MS	1st	M25	07:52	Kickoff	L45	01:02	Punt	11-30	6:50
MS	2nd	M25	12:27	Kickoff	M45	11:37	Fumble	2-20	0:50
MS	2nd	M25	08:33	Kickoff	L00	05:24	* TOUCHDOWN	7-75	3:09
MS	2nd	M25	05:07	Kickoff	M39	01:53	Interception	6-14	3:14
MS	2nd	M30	00:41	Kickoff	M35	00:00	End of half	2-5	0:41
MS	3rd	M36	13:28	Punt	M30	12:03	Punt	3--6	1:25
MS	3rd	M25	10:36	Kickoff	M30	08:28	Punt	3-5	2:08
MS	3rd	M25	05:36	Kickoff	M49	03:02	Interception	5-24	2:34
MS	3rd	M20	01:40	Punt	L23	13:19	Downs	7-57	3:21
MS	4th	M22	11:31	Punt	M24	08:56	Punt	3-2	2:35
MS	4th	M08	07:51	Punt	M05	05:59	Punt	3--3	1:52
MS	4th	M10	03:41	Punt	L00	00:59	* TOUCHDOWN	7-90	2:42

### LSU

Team	Qtr	Drive Started			Drive Ended			Consumed	
		Spot	Time	Obtained	Spot	Time	How Lost	Pl-Yds	TOP
LSU	1st	M45	12:09	Downs	M03	07:52	* FIELD GOAL	12-42	4:17
LSU	1st	L11	01:02	Punt	M05	12:27	* FIELD GOAL	10-84	3:35
LSU	2nd	M44	11:37	Fumble	M07	08:33	* FIELD GOAL	6-37	3:04
LSU	2nd	L40	05:17	Kickoff	M00	05:07	* TOUCHDOWN	1-60	0:10
LSU	2nd	L45	01:53	Interception	M00	00:50	* TOUCHDOWN	5-55	1:03
LSU	3rd	L25	15:00	Kickoff	L25	13:28	Punt	3-0	1:32
LSU	3rd	L34	12:03	Punt	M00	10:36	* TOUCHDOWN	4-66	1:27
LSU	3rd	L20	08:28	Punt	M00	05:36	* TOUCHDOWN	7-80	2:52
LSU	3rd	L40	03:02	Interception	L48	01:40	Punt	3-8	1:22
LSU	4th	L23	13:19	Downs	L17	11:31	Punt	3--6	1:48
LSU	4th	L50	08:56	Punt	M44	07:51	Punt	3-6	1:05
LSU	4th	L49	05:59	Punt	L48	03:41	Punt	4--1	2:18
LSU	4th	L15	00:53	Kickoff	L11	00:00	End of half	2--4	0:53

## GAME 8 AT TEXAS A&M

### MISSISSIPPI STATE

Team	Qtr	Drive Started			Drive Ended			Consumed	
		Spot	Time	Obtained	Spot	Time	How Lost	Pl-Yds	TOP
MS	1st	V25	15:00	Kickoff	M28	13:56	Punt	3-3	1:04
MS	1st	V10	11:18	Punt	M10	09:11	Punt	3-0	2:07
MS	1st	V25	06:50	Kickoff	T46	04:18	Interception	7-29	2:32
MS	1st	V25	00:10	Kickoff	T00	13:28	* TOUCHDOWN	4-75	1:42
MS	2nd	V18	10:20	Kickoff	M14	08:26	Punt	3--4	1:54
MS	2nd	V07	06:38	Punt	M19	06:28	Fumble	1-12	0:10
MS	2nd	V22	05:34	Kickoff	T15	00:37	* FIELD GOAL	16-63	4:57
MS	3rd	V26	13:20	Kickoff	T00	07:48	* TOUCHDOWN	10-74	5:32
MS	3rd	V21	01:17	Kickoff	T00	12:26	* TOUCHDOWN	9-79	3:51
MS	4th	V15	10:18	Punt	M42	10:06	Fumble	1-27	0:12
MS	4th	V25	05:00	Kickoff	T00	00:49	* TOUCHDOWN	12-75	4:11

### TEXAS A&M

Team	Qtr	Drive Started			Drive Ended			Consumed	
		Spot	Time	Obtained	Spot	Time	How Lost	Pl-Yds	TOP
TAMU	1st	T32	13:56	Punt	M47	11:18	Punt	5-21	2:38
TAMU	1st	T49	09:11	Punt	M00	06:50	* TOUCHDOWN	5-51	2:21
TAMU	1st	T45	04:18	Interception	M00	00:10	* TOUCHDOWN	9-55	4:08
TAMU	2nd	T35	13:28	Kickoff	M00	10:20	* TOUCHDOWN	7-65	3:08
TAMU	2nd	T43	08:26	Punt	M48	06:38	Punt	3-9	1:48
TAMU	2nd	M19	06:28	Fumble	M00	05:34	* TOUCHDOWN	3-19	0:54
TAMU	2nd	T20	00:37	Kickoff	T24	00:00	End of half	1-4	0:37
TAMU	3rd	T30	15:00	Kickoff	M00	13:20	* TOUCHDOWN	4-70	1:40
TAMU	3rd	T25	07:48	Kickoff	M00	01:17	* TOUCHDOWN	11-75	6:31
TAMU	4th	T32	12:26	Kickoff	T29	10:18	Punt	3--3	2:08
TAMU	4th	M42	10:06	Fumble	M00	05:00	* TOUCHDOWN	9-42	5:06
TAMU	4th	T15	00:49	Kickoff	T28	00:00	End of half	2-13	0:49

# DRIVE CHARTS

## GAME 9 AT ARKANSAS

### MISSISSIPPI STATE

Team	Qtr	Drive Started			Drive Ended			Consumed	
		Spot	Time	Obtained	Spot	Time	How Lost	Pl-Yds	TOP
MS	1st	M18	15:00	Kickoff	A00	12:11	* TOUCHDOWN	6-82	2:49
MS	1st	M20	10:52	Punt	A00	05:31	* TOUCHDOWN	11-80	5:21
MS	1st	M24	03:59	Punt	A08	14:04	* FIELD GOAL	11-68	4:55
MS	2nd	M08	12:37	Punt	M10	11:21	Punt	3-2	1:16
MS	2nd	M25	10:24	Kickoff	A00	07:55	* TOUCHDOWN	6-75	2:29
MS	2nd	M23	00:00	Punt	M23	05:56	Fumble	0-0	0:00
MS	2nd	M16	05:00	Kickoff	A00	02:42	* TOUCHDOWN	5-84	2:18
MS	2nd	A00	01:59	Interception	A00	01:59	* TOUCHDOWN	0-0	0:00
MS	2nd	M17	01:31	Punt	M24	00:07	Punt	3-7	1:24
MS	3rd	M34	13:42	Punt	A00	10:33	* TOUCHDOWN	6-66	3:09
MS	3rd	M25	04:03	Kickoff	A28	11:40	* FIELD GOAL	13-47	7:23
MS	4th	M25	09:47	Kickoff	A00	08:22	* TOUCHDOWN	3-75	1:25
MS	4th	M38	07:40	Fumble	A13	00:00	End of half	11-49	7:40

### ARKANSAS

Team	Qtr	Drive Started			Drive Ended			Consumed	
		Spot	Time	Obtained	Spot	Time	How Lost	Pl-Yds	TOP
AR	1st	A21	12:11	Kickoff	A46	10:52	Punt	4-25	1:19
AR	1st	A27	05:31	Kickoff	A29	03:59	Punt	3-2	1:32
AR	2nd	A25	14:04	Kickoff	A33	12:37	Punt	3-8	1:27
AR	2nd	A39	11:21	Punt	M00	10:24	* TOUCHDOWN	2-61	0:57
AR	2nd	A20	07:55	Kickoff	A45	05:56	Punt	4-25	1:59
AR	2nd	M23	05:56	Fumble	M22	05:00	* FIELD GOAL	4-1	0:56
AR	2nd	A20	02:42	Kickoff	A24	01:59	Interception	3-4	0:43
AR	2nd	A41	01:59	Kickoff	A47	01:31	Punt	3-6	0:28
AR	2nd	A40	00:07	Punt	A49	00:00	End of half	2-9	0:07
AR	3rd	A25	15:00	Kickoff	A32	13:42	Punt	3-7	1:18
AR	3rd	A41	10:33	Kickoff	M00	04:03	* TOUCHDOWN	12-59	6:30
AR	4th	A25	11:40	Kickoff	M00	09:47	* TOUCHDOWN	4-75	1:53
AR	4th	M49	08:22	Kickoff	M38	07:40	Fumble	3-11	0:42

## GAME 10 VS. ALABAMA

### MISSISSIPPI STATE

Team	Qtr	Drive Started			Drive Ended			Consumed	
		Spot	Time	Obtained	Spot	Time	How Lost	Pl-Yds	TOP
MS	1st	M25	13:08	Kickoff	M25	12:59	Interception	1-0	0:09
MS	1st	M25	12:54	Kickoff	A00	08:37	* TOUCHDOWN	8-75	4:17
MS	1st	M25	03:22	Kickoff	M24	00:59	Punt	4--1	2:23
MS	2nd	M25	14:15	Kickoff	M32	11:57	Punt	3-7	2:18
MS	2nd	M16	06:07	Kickoff	M38	03:42	Punt	5-22	2:25
MS	2nd	M26	02:49	Punt	M25	00:00	Punt	4--1	2:49
MS	3rd	M25	15:00	Kickoff	A16	11:32	Downs	6-59	3:28
MS	3rd	M25	07:28	Kickoff	A40	04:50	Punt	5-35	2:38
MS	3rd	M08	01:06	Punt	A30	08:03	Downs	15-62	8:03
MS	4th	M26	04:30	Downs	M48	00:58	Downs	7-22	3:32

### ALABAMA

Team	Qtr	Drive Started			Drive Ended			Consumed	
		Spot	Time	Obtained	Spot	Time	How Lost	Pl-Yds	TOP
UA	1st	A45	15:00	Kickoff	M00	13:08	* TOUCHDOWN	5-55	1:52
UA	1st	M19	12:59	Interception	M00	12:54	* TOUCHDOWN	1-19	0:05
UA	1st	A30	08:37	Kickoff	M00	03:22	* TOUCHDOWN	10-70	5:15
UA	1st	A31	00:59	Punt	M00	14:15	* TOUCHDOWN	4-69	1:44
UA	2nd	A30	11:57	Punt	M00	06:08	* TOUCHDOWN	13-70	5:49
UA	2nd	A26	03:42	Punt	A32	02:49	Punt	3-6	0:53
UA	2nd	M47	00:00	Punt	M47	00:00	End of half	0-0	0:00
UA	3rd	A15	11:32	Downs	M04	07:28	* FIELD GOAL	9-81	4:04
UA	3rd	A12	04:50	Punt	M45	01:06	Punt	6-43	3:44
UA	4th	A30	08:03	Downs	M26	04:30	Downs	8-44	3:33
UA	4th	M48	00:58	Downs	M39	00:00	End of half	2-9	0:58



2019 Mississippi State Football  
Mississippi State Overall Team Statistics (as of Nov 20, 2019)  
All games

Team Statistics	MS	OPP
SCORING	265	310
Points Per Game	26.5	31.0
Points Off Turnovers	45	82
FIRST DOWNS	215	200
Rushing	107	83
Passing	89	102
Penalty	19	15
RUSHING YARDAGE	2141	1617
Yards gained rushing	2364	1788
Yards lost rushing	223	171
Rushing Attempts	409	337
Average Per Rush	5.2	4.8
Average Per Game	214.1	161.7
TDs Rushing	19	22
PASSING YARDAGE	1799	2396
Comp-Att-Int	143-245-10	167-275-7
Average Per Pass	7.3	8.7
Average Per Catch	12.6	14.3
Average Per Game	179.9	239.6
TDs Passing	14	17
TOTAL OFFENSE	3940	4013
Total Plays	654	612
Average Per Play	6.0	6.6
Average Per Game	394.0	401.3
KICK RETURNS: #-Yards	18-301	31-622
PUNT RETURNS: #-Yards	10-54	15-157
INT RETURNS: #-Yards	7-138	10-132
KICK RETURN AVERAGE	16.7	20.1
PUNT RETURN AVERAGE	5.4	10.5
INT RETURN AVERAGE	19.7	13.2
FUMBLES-LOST	14-10	19-11
PENALTIES-Yards	58-457	47-449
Average Per Game	45.7	44.9
PUNTS-Yards	40-1722	37-1648
Average Per Punt	43.0	44.5
Net punt average	37.6	39.3
KICKOFFS-Yards	53-3038	59-3521
Average Per Kick	57.3	59.7
Net kick average	37.6	40.6
TIME OF POSSESSION/Game	32:29	27:30
3RD-DOWN Conversions	43/114	42/110
3rd-Down Pct	38%	38%
4TH-DOWN Conversions	6/14	4/10
4th-Down Pct	43%	40%
SACKS BY-Yards	14-89	23-141
MISC YARDS	0	0
TOUCHDOWNS SCORED	35	40
FIELD GOALS-ATTEMPTS	8-11	10-13
ON-SIDE KICKS	0-0	0-0
RED-ZONE SCORES	(29-35) 83%	(35-42) 83%
RED-ZONE TOUCHDOWNS	(24-35) 69%	(28-42) 67%
PAT-ATTEMPTS	(31-32) 97%	(38-39) 97%
ATTENDANCE	281110	349634
Games/Avg Per Game	5/56222	5/69927
Neutral Site Games		0/0

Score by Quarters	1st	2nd	3rd	4th	OT	Total
Mississippi State	48	103	42	72	0	265
Opponents	79	102	62	67	0	310

2019 Mississippi State Football  
Mississippi State Overall Individual Statistics (as of Nov 20, 2019)  
All games

Rushing	gp-gs	att	gain	loss	net	avg	td	lg	avg/g
Kylin Hill	10-10	192	1103	41	1062	5.5	10	62	106.2
Garrett Shrader	8-3	93	590	87	503	5.4	3	49	62.9
Nick Gibson	8-0	36	275	6	269	7.5	3	47	33.6
Tommy Stevens	7-7	59	300	78	222	3.8	2	46	31.7
L. Witherspoon	8-0	17	71	0	71	4.2	1	22	8.9
JaVonta Payton	10-0	1	11	0	11	11.0	0	11	1.1
Dedrick Thomas	10-9	1	5	0	5	5.0	0	5	0.5
Isaiah Zuber	10-3	3	6	2	4	1.3	0	4	0.4
Malik Dear	10-0	3	4	0	4	1.3	0	2	0.4
Dontea Jones	9-0	0	-1	0	-1	0.0	0	0	-0.1
TEAM	4-0	4	0	9	-9	-2.2	0	0	-2.2
Total	10	409	2364	223	2141	5.2	19	62	214.1
Opponents	10	337	1788	171	1617	4.8	22	52	161.7

Passing	gp-gs	effic	comp-att-int	pct	yds	td	lg	avg/g
Garrett Shrader	8-3	127.90	75-136-5	55.1	1022	7	47	127.8
Tommy Stevens	7-7	133.98	67-108-5	62.0	769	7	42	109.9
Logan Burnett	2-0	167.20	1-1-0	100.0	8	0	8	4.0
Total	10	130.74	143-245-10	58.4	1799	14	47	179.9
Opponents	10	149.22	167-275-7	60.7	2396	17	65	239.6

Receiving	gp-gs	no.	yds	avg	td	lg	avg/g
Osirus Mitchell	10-10	26	377	14.5	5	35	37.7
Dedrick Thomas	10-9	22	313	14.2	1	42	31.3
Stephen Guidry	9-6	22	296	13.5	4	32	32.9
Isaiah Zuber	10-3	14	211	15.1	2	38	21.1
Farrod Green	10-10	14	181	12.9	1	47	18.1
Kylin Hill	10-10	13	89	6.8	0	19	8.9
Austin Williams	10-0	8	104	13.0	1	28	10.4
JaVonta Payton	10-0	5	63	12.6	0	30	6.3
Dontea Jones	9-0	4	35	8.8	0	14	3.9
Malik Dear	10-0	3	36	12.0	0	20	3.6
Nick Gibson	8-0	3	28	9.3	0	24	3.5
L. Witherspoon	8-0	3	19	6.3	0	12	2.4
G. Spivey	10-1	2	19	9.5	0	12	1.9
Brad Cumbest	9-0	2	16	8.0	0	8	1.8
Cameron Gardner	10-1	1	7	7.0	0	7	0.7
Robert Rivers	1-0	1	5	5.0	0	5	5.0
Total	10	143	1799	12.6	14	47	179.9
Opponents	10	167	2396	14.3	17	65	239.6

Punt Returns	no.	yds	avg	td	lg
Malik Dear	7	52	7.4	0	40
Dedrick Thomas	1	0	0.0	0	0
Isaiah Zuber	1	2	2.0	0	0
Taury Dixon	1	0	0.0	0	0
Total	10	54	5.4	0	40
Opponents	15	157	10.5	0	26

Interceptions	no.	yds	avg	td	lg
Cam Dantzler	2	0	0.0	0	0
C.J. Morgan	1	9	9.0	0	9
Brian Cole II	1	0	0.0	0	0
Martin Emerson	1	45	45.0	0	45
Marcus Murphy	1	32	32.0	1	32
Willie Gay Jr.	1	52	52.0	1	52
Total	7	138	19.7	2	52
Opponents	10	132	13.2	0	39

Kick Returns	no.	yds	avg	td	lg
Isaiah Zuber	9	171	19.0	0	28
Brian Cole II	3	44	14.7	0	18
JaVonta Payton	3	56	18.7	0	24
Dedrick Thomas	2	15	7.5	0	14
L. Witherspoon	1	15	15.0	0	15
Total	18	301	16.7	0	28
Opponents	31	622	20.1	1	100

Fumble Returns	no.	yds	avg	td	lg
Darryl Williams	1	4	4.0	0	4
Total	1	4	4.0	0	4
Opponents	2	10	5.0	0	9

2019 Mississippi State Football  
Mississippi State Overall Individual Statistics (as of Nov 20, 2019)  
All games

Scoring	td	fg	PAT				dxp	saf	pts	Total Offense						
			kick	rush	rcv	pass				g	plays	rush	pass	total	avg/g	
Kylin Hill	10	-	-	-	-	-	-	-	60	Garrett Shrader	8	229	503	1022	1525	190.6
Jace Christmann	-	7-9	26-27	-	-	-	-	-	47	Kylin Hill	10	192	1062	0	1062	106.2
Osirus Mitchell	5	-	-	-	-	-	-	-	30	Tommy Stevens	7	167	222	769	991	141.6
Stephen Guidry	4	-	-	-	-	-	-	-	24	Nick Gibson	8	36	269	0	269	33.6
Nick Gibson	3	-	-	-	-	-	-	-	18	L. Witherspoon	8	17	71	0	71	8.9
Garrett Shrader	3	-	-	-	-	0-2	-	-	18	JaVonta Payton	10	1	11	0	11	1.1
Isaiah Zuber	2	-	-	-	-	-	-	-	12	Logan Burnett	2	1	0	8	8	4.0
Tommy Stevens	2	-	-	-	-	-	-	-	12	Deddrick Thomas	10	1	5	0	5	0.5
Jordan Lawless	-	1-2	5-5	-	-	-	-	-	8	Malik Dear	10	3	4	0	4	0.4
Willie Gay Jr.	1	-	-	-	-	-	-	-	6	Isaiah Zuber	10	3	4	0	4	0.4
Farrod Green	1	-	-	-	-	-	-	-	6	Dontea Jones	9	0	-1	0	-1	-0.1
Marcus Murphy	1	-	-	-	-	-	-	-	6	TEAM	4	4	-9	0	-9	-2.2
Deddrick Thomas	1	-	-	-	-	-	-	-	6	Total	10	654	2141	1799	3940	394.0
L. Witherspoon	1	-	-	-	-	-	-	-	6	Opponents	10	612	1617	2396	4013	401.3
Austin Williams	1	-	-	-	-	-	-	-	6							
K. Schexnayder	-	-	-	0-1	-	-	-	-	0							
Total	35	8-11	31-32	0-1	-	0-2	-	-	265							
Opponents	40	10-13	38-39	-	1	1-1	-	-	310							

Field Goals	fg	pct.	01-19	20-29	30-39	40-49	50-99	lg	blk	Punting	no.	yds	avg	lg	tb	fc	i20	50+	blk
Jordan Lawless	1-2	50.0	0-0	0-1	1-1	0-0	0-0	37	0	Tucker Day	38	1640	43.2	70	3	6	8	8	0
Jace Christmann	7-9	77.8	0-0	2-2	2-3	2-3	1-1	51	0	Reed Bowman	2	82	41.0	51	0	0	1	1	0
										Total	40	1722	43.0	70	3	6	9	9	0
										Opponents	37	1648	44.5	61	7	12	13	12	0
FG Sequence	Mississippi State	Opponents																	
Louisiana	27,(37)	-																	
Southern Miss	(30),43	36																	
Kansas State	(47)	(35)																	
Kentucky	-	(40),47,26,(29)																	
Auburn	(27)	-																	
Tennessee	(51),36	(49),(22)																	
LSU	-	(20),(23),(25)																	
Texas A&M	(33)	-																	
Arkansas	(26),(46)	(40)																	
Alabama	-	(22)																	
Kickoffs	no.	yds	avg	tb	ob	retn	net	ydln											
Scott Goodman	38	2216	58.3	13	0														
Tucker Day	12	723	60.2	4	0														
Jace Christmann	3	99	33.0	0	0														
Total	53	3038	57.3	17	0	20.1	37.6	27											
Opponents	59	3521	59.7	33	1	16.7	40.6	24											

Numbers in (parentheses) indicate field goal was made.



2019 Mississippi State Football  
Mississippi State Overall Individual Statistics (as of Nov 20, 2019)  
All games

All Purpose	g	rush	rcv	pr	kr	ir	total	avg/g
Kylin Hill	10	1062	89	0	0	0	1151	115.1
Garrett Shrader	8	503	0	0	0	0	503	62.9
Isaiah Zuber	10	4	211	2	171	0	388	38.8
Osirus Mitchell	10	0	377	0	0	0	377	37.7
Deddrick Thoma	10	5	313	0	15	0	333	33.3
Nick Gibson	8	269	28	0	0	0	297	37.1
Stephen Guidry	9	0	296	0	0	0	296	32.9
Tommy Stevens	7	222	0	0	0	0	222	31.7
Farrod Green	10	0	181	0	0	0	181	18.1
JaVonta Payton	10	11	63	0	56	0	130	13.0
L. Witherspoon	8	71	19	0	15	0	105	13.1
Austin Williams	10	0	104	0	0	0	104	10.4
Malik Dear	10	4	36	52	0	0	92	9.2
Willie Gay Jr.	3	0	0	0	0	52	52	17.3
Martin Emerson	10	0	0	0	0	45	45	4.5
Brian Cole II	10	0	0	0	44	0	44	4.4
Dontea Jones	9	-1	35	0	0	0	34	3.8
Marcus Murphy	3	0	0	0	0	32	32	10.7
G. Spivey	10	0	19	0	0	0	19	1.9
Brad Cumbest	9	0	16	0	0	0	16	1.8
C.J. Morgan	9	0	0	0	0	9	9	1.0
Cameron Gardn	10	0	7	0	0	0	7	0.7
Robert Rivers	1	0	5	0	0	0	5	5.0
TEAM	4	-9	0	0	0	0	-9	-2.2
Total	10	2141	1799	54	301	138	4433	443.3
Opponents	10	1617	2396	157	622	132	4924	492.4

2019 Mississippi State Football  
Mississippi State Overall Defensive Statistics (as of Nov 20, 2019)  
All games

##	Defensive Leaders	gp-gs	Tackles				tfl/yds	Sacks no-yds	Pass defense			Fumbles		blkd	
			ua	a	tot				int-yds	brup	qbh	rcv-yds	ff	kick	saf
40	Erroll Thompson	10-10	31	41	72	2.5-8	0.5-4	.	1	5	1-0	.	.	.	
11	J. Landrews	10-10	35	26	61	0.5-0	.	.	4	2	.	.	.	.	
29	C.J. Morgan	9-9	31	28	59	0.5-2	.	1-9	8	.	.	.	.	.	
32	Brian Cole II	10-10	35	20	55	7.0-27	2.0-17	1-0	2	2	1-0	1	.	.	
10	Leo Lewis	10-10	21	33	54	4.5-8	1.0-6	.	1	2	2-0	1	.	.	
3	Cam Dantzler	8-8	22	9	31	1.0-5	0.5-4	2-0	7	.	1-0	1	.	.	
5	Chauncey Rivers	10-10	18	13	31	4.5-21	2.5-17	.	2	4	.	.	.	.	
42	M. Spencer	10-10	18	12	30	4.5-10	1.0-5	.	1	2	.	2	.	.	
1E	Martin Emerson	10-2	13	10	23	1.0-1	.	1-45	1	.	.	1	.	.	
52	Kobe Jones	10-0	9	10	19	2.5-5	1.0-4	.	.	1	.	.	.	.	
13	Tyler Williams	7-3	8	11	19	.	.	.	3	1	1-0	1	.	.	
1P	S. Preston Jr.	6-0	12	5	17	.	.	.	1	.	.	.	.	.	
84	Jaden Crumedy	10-7	7	9	16	1.0-1	.	.	.	.	.	.	.	.	
41	Tim Washington	9-0	6	9	15	2.0-8	1.0-7	.	.	.	.	2	.	.	
8S	M. Smitherman	6-6	10	4	14	.	.	.	.	1	.	.	.	.	
43	Fletcher Adams	8-0	7	6	13	2.0-8	1.0-4	.	.	2	.	1	.	.	
54	Fabien Lovett	10-10	5	8	13	0.5-2	0.5-2	.	.	.	.	.	.	.	
6	Willie Gay Jr.	3-0	4	8	12	1.5-3	.	1-52	.	1	1-0	.	.	.	
4	JaVonta Payton	10-0	4	4	8	.	.	.	.	.	.	.	.	.	
7M	Marcus Murphy	3-1	4	4	8	.	.	1-32	1	.	.	.	.	.	
90	Lee Autry	3-3	2	4	6	2.5-8	0.5-3	.	.	1	.	.	.	.	
18	Aaron Brule	10-0	1	4	5	0.5-1	.	.	.	.	1-0	.	.	.	
93	Cameron Young	8-0	2	3	5	1.0-2	.	.	.	.	.	.	.	.	
99	James Jackson	8-0	3	2	5	.	.	.	.	.	.	.	.	.	
2J	Jarrian Jones	8-1	4	1	5	.	.	.	2	.	1-0	.	.	.	
35	Landon Guidry	9-0	1	3	4	.	.	.	.	.	.	.	.	.	
30	S. Kilby-Lane	8-0	1	3	4	.	.	.	.	.	.	.	.	.	
2P	N. Pickering	6-0	2	2	4	2.5-12	1.5-11	.	.	.	.	.	.	.	
48	Scott Goodman	9-0	2	2	4	.	.	.	.	.	.	.	.	.	
16	Korey Charles	5-0	3	1	4	.	.	.	.	.	.	.	.	.	
2A	A. Conner	8-0	4	.	4	.	.	.	.	.	.	.	.	.	
8	Kylin Hill	10-10	2	1	3	.	.	.	.	.	.	.	.	.	
7	Tommy Stevens	7-7	1	1	2	.	.	.	.	.	.	.	.	.	
34	Sherman Timbs	10-0	1	1	2	.	.	.	.	.	.	.	.	.	
6B	Paul Blackwell	10-0	2	.	2	.	.	.	.	.	1-0	.	.	.	
TM	TEAM	4-0	2	.	2	1.0-5	1.0-5	.	.	.	.	2	.	.	
12	Isaiah Zuber	10-3	1	.	1	.	.	.	.	.	.	.	.	.	
38	Fred Peters	10-0	.	1	1	.	.	.	.	1	.	.	.	.	
51	Stewart Reese	8-7	1	.	1	.	.	.	.	.	.	1	.	.	
20	Taury Dixon	4-0	1	.	1	.	.	.	.	.	.	.	.	.	
28	Londyn Craft	5-0	.	1	1	.	.	.	.	.	.	.	.	.	
9R	D. Russell	3-0	.	1	1	.	.	.	.	.	.	.	.	.	
63	L. Sharp	6-2	1	.	1	.	.	.	.	.	.	.	.	.	
79	Evans Wilkerson	10-0	1	.	1	.	.	.	.	.	.	.	.	.	
19	Collin Duncan	9-0	1	.	1	.	.	.	.	.	.	.	.	.	
92	Kendell Jones	7-0	.	1	1	.	.	.	.	.	.	.	.	.	
6S	Garrett Shrader	8-3	1	.	1	.	.	.	.	.	.	.	.	.	
2	Dedrick Thomas	10-9	1	.	1	.	.	.	.	.	.	.	.	.	
73	Darryl Williams	10-10	.	.	.	.	.	.	.	.	1-4	.	.	.	
Total		10	341	302	643	43-137	14-89	7-138	34	25	11-4	13	.	.	
Opponents		10	336	368	704	52-207	23-141	10-132	31	19	10-10	8	.	.	

2019 Mississippi State Football  
Mississippi State Team Game-by-Game (as of Nov 20, 2019)  
All games

TEAM STATISTICS

Date	Opponent	Rushing				Receiving				Passing				Kick Returns				Punt Returns				tot off
		no.	yds	td	lg	no.	yds	td	lg	cmp-att-int	yds	td	lg	no.	yds	td	lg	no.	yds	td	lg	
Aug 31	at Louisiana	40	261	3	20	20	236	2	31	20-30-0	236	2	31	3	54	0	22	3	40	0	40	497
Sep 07	SOUTHERN MISS	41	210	3	22	16	176	2	28	16-21-0	176	2	28	0	0	0	0	1	8	0	8	386
Sep 14	KANSAS STATE	44	201	2	22	11	151	1	35	11-27-2	151	1	35	4	71	0	24	1	1	0	0	352
Sep 21	KENTUCKY	40	241	3	49	17	180	0	25	17-22-1	180	0	25	0	0	0	0	0	0	0	0	421
Sep 28	at Auburn	38	118	1	24	13	216	2	47	13-26-0	216	2	47	1	16	0	0	0	0	0	0	334
Oct 12	at Tennessee	37	121	0	14	11	146	1	21	11-21-3	146	1	21	1	9	0	9	0	0	0	0	267
Oct 19	LSU	37	102	1	12	17	238	1	29	17-28-2	238	1	29	1	28	0	28	2	3	0	7	340
Oct 26	at Texas A&M	38	239	1	39	13	194	3	38	13-30-1	194	3	38	5	95	0	23	1	2	0	0	433
Nov 02	at Arkansas	57	460	4	62	13	180	2	42	13-19-0	180	2	42	2	27	0	18	1	0	0	0	640
Nov 16	ALABAMA	37	188	1	46	12	82	0	30	12-21-1	82	0	30	1	1	0	1	1	0	0	0	270
Mississippi State		409	2141	19	62	143	1799	14	47	143-245-10	1799	14	47	18	301	0	28	10	54	0	40	3940
		337	1617	22	52	167	2396	17	65	167-275-7	2396	17	65	31	622	1	100	15	157	0	26	4013

Games: 10 • Avg/rush: 5.2 • Avg/catch: 12.6 • Pass effic: 130.74 • KR avg: 16.7 • PR avg: 5.4 • All purpose avg/game: 443.3 • Total offense avg/gm: 394.0

Date	Opponent	Tackles				Sacks no-yds	Fumble		Pass Defense			blkd kick	PAT Attempts			off		
		ua	a	total	tfl-yds		ff	fr-yds	int-yds	qbh	brup		kick	rush	rcv	saf	t/o	pts
Aug 31	at Louisiana	61	2	63	3.0-9	1.0-5	2	3-0	1-0	0	2	0	5-5	0	0	0	7	38
Sep 07	SOUTHERN MISS	23	42	65	5.0-20	2.0-12	1	1-0	2-54	3	1	0	5-5	0	0	0	7	38
Sep 14	KANSAS STATE	22	48	70	5.0-15	1.0-10	2	3-4	0-0	3	3	0	3-3	0	0	0	17	24
Sep 21	KENTUCKY	31	28	59	5.0-19	3.0-16	1	0-0	1-52	5	13	0	4-4	0	0	0	7	28
Sep 28	at Auburn	47	16	63	6.0-18	2.0-11	4	3-0	0-0	1	1	0	2-3	0	0	0	0	23
Oct 12	at Tennessee	34	36	70	5.0-13	1.0-5	0	0-0	2-0	0	0	0	1-1	0	0	0	0	10
Oct 19	LSU	30	38	68	6.0-25	3.0-22	1	0-0	0-0	2	7	0	1-1	0	0	0	0	13
Oct 26	at Texas A&M	42	20	62	2.0-3	0.0-0	0	0-0	0-0	5	2	0	3-3	0	0	0	0	30
Nov 02	at Arkansas	24	26	50	2.0-3	0.0-0	1	1-0	1-32	3	5	0	6-6	0	0	0	7	54
Nov 16	ALABAMA	27	46	73	4.0-12	1.0-8	1	0-0	0-0	3	0	0	1-1	0	0	0	0	7
Mississippi State		341	302	643	43.0-137	14.0-89	13	11-4	7-138	25	34	0	31-32	0	0	0	45	265
		336	368	704	52.0-207	23.0-141	8	10-10	10-132	19	31	0	38-39	0	1	0	82	310

Date	Opponent	Punting									Field Goals			Kickoffs				
		no.	yds	avg	long	blkd	tb	fc	50+	i20	md-att	long	blkd	no.	yds	avg	tb	ob
Aug 31	at Louisiana	2	80	40.0	42	0	0	0	0	2	1-2	37	0	7	400	57.1	1	0
Sep 07	SOUTHERN MISS	4	199	49.8	59	0	0	2	2	3	1-2	30	0	7	454	64.9	5	0
Sep 14	KANSAS STATE	6	242	40.3	55	0	0	1	1	0	1-1	47	0	5	310	62.0	2	0
Sep 21	KENTUCKY	3	147	49.0	50	0	2	0	1	0	0-0	0	0	5	295	59.0	3	0
Sep 28	at Auburn	6	250	41.7	51	0	0	0	1	2	1-1	27	0	5	273	54.6	2	0
Oct 12	at Tennessee	4	173	43.2	56	0	0	0	1	0	1-2	51	0	3	176	58.7	1	0
Oct 19	LSU	5	214	42.8	70	0	1	1	1	1	0-0	0	0	3	179	59.7	1	0
Oct 26	at Texas A&M	3	134	44.7	50	0	0	1	1	0	1-1	33	0	6	333	55.5	0	0
Nov 02	at Arkansas	2	86	43.0	50	0	0	1	1	0	2-2	46	0	10	558	55.8	2	0
Nov 16	ALABAMA	5	197	39.4	48	0	0	0	0	1	0-0	0	0	2	60	30.0	0	0
Mississippi State		40	1722	43.0	70	0	3	6	9	9	8-11	51	0	53	3038	57.3	17	0
		37	1648	44.5	61	0	7	12	12	13	10-13	49	0	59	3521	59.7	33	1

2019 Mississippi State Football  
Mississippi State Opponent Game-by-Game (as of Nov 20, 2019)  
All games

OPPONENT STATISTICS

Date	Opponent	Rushing				Receiving				Passing				Kick Returns				Punt Returns				tot	
		no.	yds	td	lg	no.	yds	td	lg	cmp-att-int	yds	td	lg	no.	yds	td	lg	no.	yds	td	lg	off	pts
Aug 31	at Louisiana	38	163	3	26	24	267	1	32	24-40-1	267	1	32	6	125	0	30	0	0	0	0	430	
Sep 07	SOUTHERN MISS	27	110	0	26	18	234	2	65	18-26-2	234	2	65	2	38	0	26	1	2	0	2	344	
Sep 14	KANSAS STATE	35	146	2	17	10	123	1	24	10-18-0	123	1	24	3	124	1	100	4	44	0	25	269	
Sep 21	KENTUCKY	28	154	1	31	15	232	0	39	15-42-1	232	0	39	2	22	0	19	1	25	0	25	386	
Sep 28	at Auburn	45	217	6	30	18	361	2	48	18-24-0	361	2	48	1	21	0	21	3	34	0	18	578	
Oct 12	at Tennessee	44	190	1	23	10	167	1	41	10-14-2	167	1	41	1	14	0	14	1	13	0	13	357	
Oct 19	LSU	25	86	0	19	25	327	4	60	25-35-0	327	4	60	2	24	0	22	1	2	0	2	413	
Oct 26	at Texas A&M	39	207	4	25	17	234	3	52	17-23-0	234	3	52	6	100	0	21	1	10	0	10	441	
Nov 02	at Arkansas	25	184	2	52	9	101	1	32	9-24-1	101	1	32	8	154	0	42	1	-1	0	0	285	
Nov 16	ALABAMA	31	160	3	20	21	350	2	37	21-29-0	350	2	37	0	0	0	0	2	28	0	26	510	
Opponents		337	1617	22	52	167	2396	17	65	167-275-7	2396	17	65	31	622	1	100	15	157	0	26	4013	
		409	2141	19	62	143	1799	14	47	143-245-10	1799	14	47	18	301	0	28	10	54	0	40	3940	

Games: 10 • Avg/rush: 4.8 • Avg/catch: 14.3 • Pass effic: 149.22 • KR avg: 20.1 • PR avg: 10.5 • All purpose avg/game: 492.4 • Total offense avg/gm: 401.3

Date	Opponent	Tackles				Sacks	Fumble		Pass Defense			blkd kick	PAT Attempts			off		
		ua	a	total	tfl-yds		no-yds	ff	fr-yds	int-yds	qbh		brup	kick	rush	rcv	saf	t/o
Aug 31	at Louisiana	51	16	67	2.0-7	2.0-7	1	2-0	0-0	1	1	0	4-4	0	0	0	7	28
Sep 07	SOUTHERN MISS	32	46	78	6.0-24	3.0-20	0	0-0	0-0	2	1	0	1-1	0	1	0	0	15
Sep 14	KANSAS STATE	26	58	84	6.0-19	2.0-13	0	1-9	2-39	3	3	0	4-4	0	0	0	10	31
Sep 21	KENTUCKY	36	28	64	4.0-20	2.0-14	1	1-0	1-39	0	4	0	1-1	0	0	0	7	13
Sep 28	at Auburn	37	14	51	5.0-32	2.0-25	2	2-0	0-0	1	5	0	8-8	0	0	0	14	56
Oct 12	at Tennessee	31	28	59	10.0-40	7.0-33	1	0-0	3-35	0	2	0	2-2	0	0	0	3	20
Oct 19	LSU	35	36	71	5.0-15	2.0-6	1	1-1	2-9	4	4	0	3-4	0	0	0	10	36
Oct 26	at Texas A&M	32	32	64	4.0-24	2.0-15	2	2-0	1-0	4	6	0	7-7	0	0	0	21	49
Nov 02	at Arkansas	32	60	92	4.0-6	0.0-0	0	1-0	0-0	0	1	0	3-3	0	0	0	3	24
Nov 16	ALABAMA	24	50	74	6.0-20	1.0-8	0	0-0	1-10	4	4	0	5-5	0	0	0	7	38
Opponents		336	368	704	52.0-207	23.0-141	8	10-10	10-132	19	31	0	38-39	0	1	0	82	310
		341	302	643	43.0-137	14.0-89	13	11-4	7-138	25	34	0	31-32	0	0	0	45	265

Date	Opponent	Punting									Field Goals			Kickoffs				
		no.	yds	avg	long	blkd	tb	fc	50+	i20	md-att	long	blkd	no.	yds	avg	tb	ob
Aug 31	at Louisiana	3	133	44.3	46	0	0	0	0	1	0-0	0	0	5	262	52.4	1	1
Sep 07	SOUTHERN MISS	5	170	34.0	43	0	0	1	0	0	0-1	0	0	3	195	65.0	3	0
Sep 14	KANSAS STATE	5	253	50.6	61	0	2	2	3	1	1-1	35	0	6	357	59.5	2	0
Sep 21	KENTUCKY	3	154	51.3	56	0	2	1	2	1	2-4	40	0	4	260	65.0	4	0
Sep 28	at Auburn	1	43	43.0	43	0	0	1	0	0	0-0	0	0	9	583	64.8	8	0
Oct 12	at Tennessee	4	185	46.2	57	0	1	2	2	2	2-2	49	0	4	260	65.0	3	0
Oct 19	LSU	5	233	46.6	57	0	1	1	2	2	3-3	25	0	8	518	64.8	7	0
Oct 26	at Texas A&M	3	136	45.3	58	0	0	1	1	3	0-0	0	0	8	503	62.9	3	0
Nov 02	at Arkansas	6	262	43.7	59	0	1	3	2	2	1-1	40	0	5	293	58.6	2	0
Nov 16	ALABAMA	2	79	39.5	42	0	0	0	0	1	1-1	22	0	7	290	41.4	0	0
Opponents		37	1648	44.5	61	0	7	12	12	13	10-13	49	0	59	3521	59.7	33	1
		40	1722	43.0	70	0	3	6	9	9	8-11	51	0	53	3038	57.3	17	0

2019 Mississippi State Football  
Mississippi State Red-Zone Results (as of Nov 20, 2019)  
All games

Mississippi State Inside Opponent Red-Zone

Date	Opponent	Score	Times In RZ	Times Scored	Total Pts	Rush TDs	Pass TDs	FGs Made	Failed to score inside RZ						
									FGA	Down	Int	Fumb	Half	Game	
Aug 31, 2019	at Louisiana	W 38-28	6	5	31	4	3	1	1	0	0	0	0	0	0
Sep 07, 2019	SOUTHERN MISS	W 38-15	4	4	24	3	2	1	0	0	0	0	0	0	0
Sep 14, 2019	KANSAS STATE	L 24-31	2	2	14	2	2	0	0	0	0	0	0	0	0
Sep 21, 2019	KENTUCKY	W 28-13	4	3	21	3	3	0	0	0	0	1	0	0	0
Sep 28, 2019	at Auburn	L 23-56	4	3	16	2	1	1	0	0	0	1	0	0	0
Oct 12, 2019	at Tennessee	L 10-20	2	1	7	1	0	1	1	0	0	0	0	0	0
Oct 19, 2019	LSU	L 13-36	1	1	7	1	1	0	0	0	0	0	0	0	0
Oct 26, 2019	at Texas A&M	L 30-49	4	4	23	3	1	2	0	0	0	0	0	0	0
Nov 02, 2019	at Arkansas	W 54-24	6	5	31	4	3	1	0	0	0	0	0	1	0
Nov 16, 2019	ALABAMA	L 7-38	2	1	7	1	1	0	0	1	0	0	0	0	0
Totals			35	29	181	24	17	7	5	2	1	0	2	1	0
29 of 35 (82.9%)															

Opponents Inside Mississippi State Red-Zone

Date	Opponent	Score	Times In RZ	Times Scored	Total Pts	Rush TDs	Pass TDs	FGs Made	Failed to score inside RZ						
									FGA	Down	Int	Fumb	Half	Game	
Aug 31, 2019	at Louisiana	W 38-28	5	4	28	4	3	1	0	0	0	0	1	0	0
Sep 07, 2019	SOUTHERN MISS	W 38-15	1	0	0	0	0	0	0	1	0	0	0	0	0
Sep 14, 2019	KANSAS STATE	L 24-31	5	4	24	3	2	1	1	0	1	0	0	0	0
Sep 21, 2019	KENTUCKY	W 28-13	4	2	10	1	1	0	1	2	0	0	0	0	0
Sep 28, 2019	at Auburn	L 23-56	5	5	35	5	5	0	0	0	0	0	0	0	0
Oct 12, 2019	at Tennessee	L 10-20	4	2	10	1	1	0	1	0	0	2	0	0	0
Oct 19, 2019	LSU	L 13-36	5	5	23	2	0	2	3	0	0	0	0	0	0
Oct 26, 2019	at Texas A&M	L 30-49	6	6	42	6	4	2	0	0	0	0	0	0	0
Nov 02, 2019	at Arkansas	W 54-24	2	2	14	2	1	1	0	0	0	0	0	0	0
Nov 16, 2019	ALABAMA	L 7-38	5	5	31	4	3	1	1	0	0	0	0	0	0
Totals			42	35	217	28	20	8	7	3	1	2	1	0	0
35 of 42 (83.3%)															

2019 Mississippi State Football  
Mississippi State By-Quarter Statistics (as of Nov 20, 2019)  
All games

3rd-Down Conversions

Date	Opponent	Score	Overall	1st Qtr	2nd Qtr	3rd Qtr	4th Qtr	Overtime
Aug 31, 2019	at Louisiana	W 38-28	4-9 44.4	1-2 50.0	2-3 66.7	1-2 50.0	0-2 0.0	
Sep 07, 2019	SOUTHERN MISS	W 38-15	3-9 33.3	1-1 100.0	0-2 0.0	1-2 50.0	1-4 25.0	
Sep 14, 2019	KANSAS STATE	L 24-31	4-14 28.6	0-2 0.0	2-4 50.0	2-4 50.0	0-4 0.0	
Sep 21, 2019	KENTUCKY	W 28-13	6-10 60.0	2-3 66.7	1-1 100.0	2-4 50.0	1-2 50.0	
Sep 28, 2019	at Auburn	L 23-56	3-12 25.0	1-4 25.0	1-3 33.3	0-2 0.0	1-3 33.3	
Oct 12, 2019	at Tennessee	L 10-20	5-12 41.7	1-3 33.3	2-3 66.7	1-3 33.3	1-3 33.3	
Oct 19, 2019	LSU	L 13-36	3-12 25.0	2-4 50.0	1-2 50.0	0-3 0.0	0-3 0.0	
Oct 26, 2019	at Texas A&M	L 30-49	4-11 36.4	0-3 0.0	0-3 0.0	3-3 100.0	1-2 50.0	
Nov 02, 2019	at Arkansas	W 54-24	8-13 61.5	1-2 50.0	2-5 40.0	2-2 100.0	3-4 75.0	
Nov 16, 2019	ALABAMA	L 7-38	3-12 25.0	1-2 50.0	0-3 0.0	0-2 0.0	2-5 40.0	
Mississippi State			43-114 37.7	10-26 38.5	11-29 37.9	12-27 44.4	10-32 31.2	0-0 0.0
Opponents			42-110 38.2	13-27 48.1	13-33 39.4	7-22 31.8	9-28 32.1	0-0 0.0

4th-Down Conversions

Date	Opponent	Score	Overall	1st Qtr	2nd Qtr	3rd Qtr	4th Qtr	Overtime
Aug 31, 2019	at Louisiana	W 38-28	0-1 0.0	0-1 0.0	0-0 0.0	0-0 0.0	0-0 0.0	
Sep 07, 2019	SOUTHERN MISS	W 38-15	0-0 0.0	0-0 0.0	0-0 0.0	0-0 0.0	0-0 0.0	
Sep 14, 2019	KANSAS STATE	L 24-31	0-1 0.0	0-0 0.0	0-0 0.0	0-0 0.0	0-1 0.0	
Sep 21, 2019	KENTUCKY	W 28-13	0-0 0.0	0-0 0.0	0-0 0.0	0-0 0.0	0-0 0.0	
Sep 28, 2019	at Auburn	L 23-56	1-2 50.0	1-1 100.0	0-0 0.0	0-0 0.0	0-1 0.0	
Oct 12, 2019	at Tennessee	L 10-20	1-1 100.0	0-0 0.0	0-0 0.0	0-0 0.0	1-1 100.0	
Oct 19, 2019	LSU	L 13-36	0-2 0.0	0-1 0.0	0-0 0.0	0-0 0.0	0-1 0.0	
Oct 26, 2019	at Texas A&M	L 30-49	2-2 100.0	0-0 0.0	1-1 100.0	0-0 0.0	1-1 100.0	
Nov 02, 2019	at Arkansas	W 54-24	1-1 100.0	1-1 100.0	0-0 0.0	0-0 0.0	0-0 0.0	
Nov 16, 2019	ALABAMA	L 7-38	1-4 25.0	0-0 0.0	0-0 0.0	0-1 0.0	1-3 33.3	
Mississippi State			6-14 42.9	2-4 50.0	1-1 100.0	0-1 0.0	3-8 37.5	0-0 0.0
Opponents			4-10 40.0	0-2 0.0	0-1 0.0	2-2 100.0	2-5 40.0	0-0 0.0

Time of Possession

Date	Opponent	Score	Overall	1st Qtr	2nd Qtr	3rd Qtr	4th Qtr	Overtime
Aug 31, 2019	at Louisiana	W 38-28	30:37	10:04	7:58	7:59	4:36	
Sep 07, 2019	SOUTHERN MISS	W 38-15	33:46	6:59	5:22	10:47	10:38	
Sep 14, 2019	KANSAS STATE	L 24-31	33:05	5:56	9:25	11:24	6:20	
Sep 21, 2019	KENTUCKY	W 28-13	33:06	5:52	9:44	10:42	6:48	
Sep 28, 2019	at Auburn	L 23-56	32:35	10:25	7:40	7:25	7:05	
Oct 12, 2019	at Tennessee	L 10-20	26:58	7:27	8:28	5:07	5:56	
Oct 19, 2019	LSU	L 13-36	34:21	9:41	8:03	7:47	8:50	
Oct 26, 2019	at Texas A&M	L 30-49	28:12	5:53	8:33	6:49	6:57	
Nov 02, 2019	at Arkansas	W 54-24	40:09	12:09	8:23	7:12	12:25	
Nov 16, 2019	ALABAMA	L 7-38	32:03	6:49	7:33	7:12	10:29	
Mississippi State			Total	81:15	81:09	82:24	80:04	0:00
			Avg.	8:07	8:06	8:14	8:00	0:00
Opponents			Total	68:45	68:51	67:36	69:49	0:00
			Avg.	6:52	6:53	6:45	6:58	0:00



## FLETCHER ADAMS

**Defensive End**  
Senior • 6-2 • 265  
Brandon, Miss. (Brandon)  
Major: Interdisciplinary Studies

# 43

- Veteran defensive end who is in his fifth year with the program
- Saw his first career action in 2016 after redshirting in 2015
- Played in 45 career games with eight starts
- Recorded 75 career tackles, including 8.0 TFLs
- Against **Kentucky (9/21)**, recorded a sack for the second time in his career and the first since Kansas State last season and also forced a fumble for the second time as a Bulldog
- Collected a TFL **at #7 Auburn (9/28)**, marking his second straight game with a TFL
- Highest output in SEC game came vs. **#2 LSU (10/19)** as he tallied three tackles and one quarterback hurry ... Led all MSU defensive linemen in tackles vs. the Tigers
- Tallied two tackles and one quarterback hurry **at Texas A&M (10/26)** before exiting in the second half due to a season-ending lower body injury
- Underwent surgery for a season-ending lower body injury on Oct. 28

### ADAMS' CAREER DEFENSIVE STATS

YEAR	G/S	UA	A	TT	TFL-YDS	SACKS-YDS	INT	PBU	FF	FR
2016	11/0	4	12	16	0.5-2	0.0-0	0	0	0	0
2017	13/6	9	17	26	3.5-15	0.5-2	0	1	1	0
2018	13/2	7	13	20	2.0-10	1.0-8	0	0	0	0
2019	8/0	7	6	13	2.0-8	1.0-4	0	0	1	0
<b>TOTAL</b>	<b>45/8</b>	<b>27</b>	<b>48</b>	<b>75</b>	<b>8.0-35</b>	<b>2.5-14</b>	<b>0</b>	<b>1</b>	<b>2</b>	<b>0</b>

### ADAMS' 2019 GAME-BY-GAME DEFENSIVE STATS

OPPONENT	G/S	UA	A	TT	TFL-YDS	SACKS-YDS	INT	PBU	FF	FR
at Louisiana	1/0	0	0	0	0.0-0	0.0-0	0	0	0	0
Southern Miss	1/0	2	2	4	0.0-0	0.0-0	0	0	0	0
Kansas State	1/0	0	0	0	0.0-0	0.0-0	0	0	0	0
Kentucky	1/0	1	1	2	1.0-4	1.0-4	0	0	1	0
at Auburn	1/0	1	0	1	1.0-4	0.0-0	0	0	0	0
at Tennessee	1/0	1	0	1	0.0-0	0.0-0	0	0	0	0
LSU	1/0	1	2	3	0.0-0	0.0-0	0	0	0	0
at Texas A&M	1/0	1	1	2	0.0-0	0.0-0	0	0	0	0
at Arkansas					---DNP---					
Alabama					---DNP---					
Abilene Christian										
Ole Miss										
<b>TOTAL</b>	<b>8/0</b>	<b>7</b>	<b>6</b>	<b>13</b>	<b>2.0-8</b>	<b>1-4</b>	<b>0</b>	<b>0</b>	<b>1</b>	<b>0</b>



## LOGAN BURNETT

**Quarterback**  
Junior • 6-2 • 200  
Pelham, Ala. (Bessemer Academy)  
Major: Management

# 17

- A walk-on quarterback who provides depth at signal caller and the scout team
- Has seen playing time in six career contests and two this season
- Completed two career passes for 33 yards and has rushed once for three yards
- Made 2019 season debut in the second half **vs. Southern Miss (9/7)**, replacing true freshman Garrett Shrader for a snap after Shrader's helmet came off during the drive
- Saw his second action of the season in fourth quarter **at Arkansas (11/2)**, completing an 8-yard pass to Malik Dear in the final minute

### BURNETT'S CAREER PASSING/RUSHING STATS

YEAR	G/S	CMP	ATT	INT	PCT	YDS	TD	LG	RUSH	YDS	TD	LG
2017	2/0	0	0	0	.000	0	0	0	0	0	0	0
2018	2/0	1	1	0	1.000	25	0	25	1	3	0	3
2019	2/0	1	1	0	1.000	8	0	8	0	0	0	0
<b>TOTAL</b>	<b>6/0</b>	<b>2</b>	<b>2</b>	<b>0</b>	<b>1.000</b>	<b>33</b>	<b>0</b>	<b>25</b>	<b>1</b>	<b>3</b>	<b>0</b>	<b>3</b>

### BURNETT'S 2019 GAME-BY-GAME PASSING/RUSHING STATS

OPPONENT	G/S	CMP	ATT	INT	PCT	YDS	TD	LG	RUSH	YDS	TD	LG
at Louisiana					---DNP---							
Southern Miss	1/0	0	0	0	.000	0	0	0	0	0	0	0
Kansas State					---DNP---							
Kentucky					---DNP---							
at Auburn					---DNP---							
at Tennessee					---DNP---							
LSU					---DNP---							
at Texas A&M					---DNP---							
at Arkansas	1/0	1	1	0	1.000	8	0	8	0	0	0	0
Alabama					---DNP---							
Abilene Christian												
Ole Miss												
<b>TOTAL</b>	<b>2/0</b>	<b>1</b>	<b>1</b>	<b>0</b>	<b>1.000</b>	<b>8</b>	<b>0</b>	<b>8</b>	<b>0</b>	<b>0</b>	<b>0</b>	<b>0</b>



## JACE CHRISTMANN

Kicker

Junior • 6-0 • 200

Houston, Texas (Memorial)

Major: Petroleum Engineering

# 47


- Walk-on kicker who has solidified himself as one of the best at his position in the SEC
- Earned 2017 Freshman All-America and All-SEC honors with his accuracy
- For his career, is 31-of-39 on field goals and 109-of-110 on PATs
- Career-long field goal made is 51 yards
- His career field goal percentage of .795 is second in MSU career history behind only Brent Smith (2002-03, .800)
- Sixth in program history with 31 career field goals made, one shy of tying for fifth
- Owns the school record in career PATs made (108) and attempted (109)
- Converted a 47-yard FG early in the fourth quarter **vs. Kansas State (9/14)**
- His streak of consecutive made PATs came to a close **at #7 Auburn (9/28)** with 95 consecutive PATs made, an MSU career record
- Converted a career-long 51-yard FG attempt in the second quarter **at Tennessee (10/12)**, the first 50+ yard FG made by an MSU player since 2002
- In return to home state of Texas, drilled a 33-yard field goal in the second quarter **at Texas A&M (10/26)** and became just the second player in MSU history to convert over 100 PATs in a career with three on the day
- Shattered the MSU career record for PATs and became just the sixth player in school history with over 30 field goals made with his performance **at Arkansas (11/3)**
- Culminated a 7:23 drive in the fourth quarter against the Razorbacks with a 46-yarder and had a 26-yarder along with a perfect 6-of-6 on PATs
- Heads into the Alabama game having converted his last three field goal attempts

### CHRISTMANN'S CAREER KICKING STATS

YEAR	G	ALL	1-19	20-29	30-39	40-49	50+	LG	BLK	PAT
2017	13	12-14	0-0	6-6	3-3	3-5	0	45	0	42-42
2018	13	12-16	2-2	2-2	4-5	4-7	0	47	0	41-41
2019	9	7-9	0-0	2-2	2-3	2-3	1	51	0	26-27
<b>TOTAL</b>	<b>35</b>	<b>31-39</b>	<b>2-2</b>	<b>10-10</b>	<b>9-11</b>	<b>9-15</b>	<b>1</b>	<b>51</b>	<b>0</b>	<b>109-110</b>

### CHRISTMANN'S 2019 GAME-BY-GAME KICKING STATS

OPPONENT	MADE	MISSED	PAT
at Louisiana		---DNP---	
Southern Miss	30	43	5-5
Kansas State	47	---	3-3
Kentucky	---	---	4-4
at Auburn	27	---	2-3
at Tennessee	51	36	1-1
LSU	---	---	1-1
at Texas A&M	33	---	3-3
at Arkansas	26, 46	---	6-6
Alabama	---	---	1-1
Abilene Christian			
Ole Miss			
<b>TOTAL</b>	<b>7-9</b>	<b>2</b>	<b>26-27</b>



## BRIAN COLE II

Safety

Senior • 6-2 • 210

Saginaw, Mich. (East Mississippi CC)

Major: Communications



# 32

- 2020 Senior Bowl Invite
- Athletic starting safety in his third season with the program
- Also sees action as a returner on special teams
- Voted a 2019 team captain by his teammates
- An SEC graduate, who earned his degree in interdisciplinary studies in May
- Saw his first career action in 2018 after redshirting in 2017
- Missed the majority of the 2018 season due to upper-body injury
- Played in 15 career contests with 14 starts
- Recorded 66 career tackles, including 10 TFLs and three sacks
- Leads all SEC DBs with seven tackles for loss and ranks tied for 18th overall in league in TFLs in 2019 (7.0)
- Recovered a fumble at MSU's 48-yard line **vs. Louisiana (8/31)** for the first FR of his career
- Recorded a sack for a 7-yard loss in the second quarter **vs. Southern Miss (9/7)**
- It was his second career sack and first since Sept. 8, 2018 at Kansas State
- Led MSU's defense in the first half against Southern Miss with six tackles, closing the game tied for the team lead with seven total
- Finished the game against USM with seven tackles and a career-best TFLs (2.5) and sacks (1)
- Recorded a TFL for the third straight game with 2.0, including one sack for the second straight week, **vs. Kansas State (9/14)**
- Also forced the first fumble of his career with his strip sack against Kansas State
- Recorded the second interception of his career, picking off a pass in the end zone during the second quarter **at Tennessee (10/12)**
- It was his first interception since last season at Kentucky on Sept. 22, 2018
- Tied a then-career high with seven tackles **vs. #2 LSU (10/19)**, including 0.5 for loss and five solo
- Followed LSU performance up with a career-best and game-high nine tackles **at Texas A&M (10/26)** along with one QB hurry ... Six of his tackles were of the solo variety

### COLE'S CAREER DEFENSIVE STATS

YEAR	G/S	UA	A	TT	TFL-YDS	SACKS-YDS	INT	PBU	FF	FR
2018	5/4	5	6	11	3.0-7	1.0-1	1	0	0	0
2019	10/10	35	20	55	7.0-27	2.0-17	1	2	1	1
<b>TOTAL</b>	<b>15/14</b>	<b>40</b>	<b>26</b>	<b>66</b>	<b>10.0-34</b>	<b>3.0-18</b>	<b>2</b>	<b>2</b>	<b>1</b>	<b>1</b>

### COLE'S 2019 GAME-BY-GAME DEFENSIVE STATS

OPPONENT	G/S	UA	A	TT	TFL-YDS	SACKS-YDS	INT	PBU	FF	FR
at Louisiana	1/1	3	0	3	1.0-3	0.0-0	0	0	0	1
Southern Miss	1/1	5	2	7	2.5-10	1.0-7	0	0	0	0
Kansas State	1/1	4	2	6	2.0-12	1.0-10	0	0	1	0
Kentucky	1/1	2	3	5	0.0-0	0.0-0	0	1	0	0
at Auburn	1/1	4	0	4	0.0-0	0.0-0	0	0	0	0
at Tennessee	1/1	3	2	5	1.0-2	0.0-0	1	0	0	0
LSU	1/1	5	2	7	0.5-0	0.0-0	0	0	0	0
at Texas A&M	1/1	6	3	9	0.0-0	0.0-0	0	0	0	0
at Arkansas	1/1	2	1	3	0.0-0	0.0-0	0	1	0	0
Alabama	1/1	1	5	6	0.0-0	0.0-0	0	0	0	0
Abilene Christian										
Ole Miss										
<b>TOTAL</b>	<b>10/10</b>	<b>35</b>	<b>20</b>	<b>55</b>	<b>7.0-27</b>	<b>2-17</b>	<b>1</b>	<b>2</b>	<b>1</b>	<b>1</b>





## JADEN CRUMEDY

**Defensive Tackle**  
Redshirt Freshman • 6-5 • 300  
Hattiesburg, Miss. (Oak Grove)  
Major: Undeclared

# 84

- Talented defensive tackle who is in his second year with the program
- Saw action in two contests as a true freshman before redshirting
- Played in 12 career games with seven starts
- Recorded 12 career tackles, including 1.0 for loss
- Made his first start at defensive tackle **vs. Louisiana (8/31)** and collected three solo stops
- Notched three tackles **at #7 Auburn (9/28)**, including the first tackle for loss of his career
- Made start against **#4 Alabama (11/16)** and performed well, collecting a career-best four tackles

### CRUMEDY'S CAREER DEFENSIVE STATS

YEAR	G/S	UA	A	TT	TFL-YDS	SACKS-YDS	INT	PBU	FF	FR
2018	2/0	0	0	0	0-0	0-0	0	0	0	0
2019	9/7	7	9	16	1.0-1	0-0	0	0	0	0
<b>TOTAL</b>	<b>11/7</b>	<b>7</b>	<b>9</b>	<b>16</b>	<b>1.0-1</b>	<b>0-0</b>	<b>0</b>	<b>0</b>	<b>0</b>	<b>0</b>

### CRUMEDY'S 2019 GAME-BY-GAME DEFENSIVE STATS

OPPONENT	G/S	UA	A	TT	TFL-YDS	SACKS-YDS	INT	PBU	FF	FR
at Louisiana	1/1	3	0	3	0.0-0	0-0	0	0	0	0
Southern Miss	1/0	0	1	1	0.0-0	0-0	0	0	0	0
Kansas State	1/1	0	2	2	0.0-0	0-0	0	0	0	0
Kentucky	1/0	0	0	0	0.0-0	0-0	0	0	0	0
at Auburn	1/1	3	0	3	1.0-1	0-0	0	0	0	0
at Tennessee	1/0	0	1	1	0.0-0	0-0	0	0	0	0
LSU	1/1	0	1	1	0.0-0	0-0	0	0	0	0
at Texas A&M	1/1	0	1	1	0.0-0	0-0	0	0	0	0
at Arkansas	1/1	0	0	0	0.0-0	0-0	0	0	0	0
Alabama	1/1	1	3	4	0.0-0	0-0	0	0	0	0

Abilene Christian

Ole Miss

<b>TOTAL</b>	<b>9/7</b>	<b>7</b>	<b>9</b>	<b>16</b>	<b>1.0-1</b>	<b>0-0</b>	<b>0</b>	<b>0</b>	<b>0</b>	<b>0</b>
--------------	------------	----------	----------	-----------	--------------	------------	----------	----------	----------	----------



## CAMERON DANTZLER

**Cornerback**  
Junior • 6-2 • 185  
Hammond, La. (St. Thomas Aquinas)  
Major: Human Development/Family Studies

# 3

- All-star candidate, who is in his second season as a starter
- Saw his first career action in 2017 after redshirting in 2016
- Played in 34 career games with 21 starts
- Recorded 99 career tackles, including 5.0 TFLs
- Produced five career interceptions and 19 pass breakups
- Leads MSU in passes defended this season with nine (2 INT; 6 PBU)
- According to PFF, is tied for second for overall grade (85.7) among SEC CBs in 2019
- Recorded an interception on **Louisiana's (8/31)** first offensive play of the game
- Matched career high with seven tackles against the Ragin' Cajuns and added the first fumble recovery of his career
- Did not see action **vs. Kansas State (9/14)** due to a lower-body injury
- Matched career high with three PBUs **vs. Kentucky (9/21)** and added five total tackles
- Collected his second interception of the season, picking off a pass in the corner of the end zone on **Tennessee's (10/12)** first possession of the game to eliminate a drive
- Tied a career high with seven tackles, including his first sack of the season early in the third quarter against **#2 LSU (10/19)**
- Also forced his first career fumble on that sack, when he took down Joe Burrow
- Missed the **Texas A&M (10/26)** game due to an upper body injury
- Returned to action **at Arkansas (11/2)** and made an impact, collecting five tackles, 0.5 for loss and registering a pass breakup in the first quarter

### DANTZLER'S CAREER DEFENSIVE STATS

YEAR	G/S	UA	A	TT	TFL-YDS	SACKS-YDS	INT	PBU	FF	FR
2017	13/0	15	10	25	2.0-9	0-0	1	3	0	0
2018	13/13	32	11	43	2.0-12	1-9	2	9	0	0
2019	8/8	22	9	31	1.0-5	0.5-4	2	7	1	1
<b>TOTAL</b>	<b>34/21</b>	<b>69</b>	<b>30</b>	<b>99</b>	<b>5.0-26</b>	<b>1.5-13</b>	<b>5</b>	<b>18</b>	<b>1</b>	<b>1</b>

### DANTZLER'S 2019 GAME-BY-GAME DEFENSIVE STATS

OPPONENT	G/S	UA	A	TT	TFL-YDS	SACKS-YDS	INT	PBU	FF	FR
at Louisiana	1/1	7	0	7	0.0-0	0.0-0	1	0	0	1
Southern Miss	1/1	1	0	1	0.0-0	0.0-0	0	1	0	0
Kansas State					---DNP---					
Kentucky	1/1	4	1	5	0.0-0	0.0-0	0	3	0	0
at Auburn	1/1	1	0	1	0.0-0	0.0-0	0	0	0	0
at Tennessee	1/1	1	1	2	0.0-0	0.0-0	1	0	0	0
LSU	1/1	3	4	7	0.5-4	0.5-4	0	2	1	0
at Texas A&M					---DNP---					
at Arkansas	1/1	3	2	5	0.5-1	0.0-0	0	1	0	0
Alabama	1/1	2	1	3	0.0-0	0.0-0	0	0	0	0

Abilene Christian

Ole Miss

<b>TOTAL</b>	<b>8/8</b>	<b>22</b>	<b>9</b>	<b>31</b>	<b>1.0-5</b>	<b>0.5-4</b>	<b>2</b>	<b>7</b>	<b>1</b>	<b>1</b>
--------------	------------	-----------	----------	-----------	--------------	--------------	----------	----------	----------	----------



## TUCKER DAY

Punter  
Sophomore • 6-0 • 210  
Brentwood, Tenn. (Brentwood)  
Major: Marketing

# 37

- Versatile specialist that serves as the primary punter and is also in the mix for kickoff duties
- Recorded 85 career punts for 3,491 yards and a 41.1 average, which is the eighth-best mark in school history
- Longest punt of his career is 70 yards, which he has achieved twice
- Averaging 43.2 yards per punt in 2019, which is ninth in the SEC
- Averages 60.9 yards per kickoff for his career, including 60.3 in 2019 on nine attempts
- Downed both of his fourth-quarter punts **vs. Louisiana (8/31)** at the 1-yard-line
- First two punts **vs. Southern Miss (9/7)** were both downed inside the 10-yard line
- Boomed a 55-yard punt during the fourth quarter **vs. Kansas State (9/14)**
- Punted three times for 147 yards, including a 50-yarder, to average 49.0 yards per punt **vs. Kentucky (9/21)**
- Averaged 42.6 yards on five punts against **#2 LSU (10/19)**, including a booming 70-yarder in the third quarter that tied his career high
- Averaged 44.7 yards on three punts **at Texas A&M (10/26)**, including his seventh 50-yarder of the year ... Also kicked off three times, averaging 60.3 ypk against the Aggies
- Has booted a 50-plus yarder in seven out of 10 games this season

### DAY'S CAREER PUNTING STATS

YEAR	G	NO	YDS	LG	AVG	I20	50+
2017	2	0	0	0	0.0	0	0
2018	13	47	1851	70	39.4	13	4
2019	10	38	1640	70	43.2	8	8
<b>TOTAL</b>	<b>25</b>	<b>85</b>	<b>3491</b>	<b>70</b>	<b>41.1</b>	<b>21</b>	<b>12</b>

### DAY'S 2019 GAME-BY-GAME PUNTING STATS

OPPONENT	NO	YDS	LG	AVG	I20
Louisiana	2	80	42	40.0	2
Southern Miss	4	199	59	49.8	3
Kansas State	6	242	55	40.3	0
Kentucky	3	147	50	49.0	0
at Auburn	4	168	45	42.0	1
at Tennessee	4	173	56	43.2	0
LSU	5	214	70	42.8	1
at Texas A&M	3	134	50	44.7	0
at Arkansas	2	86	50	43.0	0
Alabama	5	197	48	39.4	1
Abilene Christian					
Ole Miss					
<b>TOTAL</b>	<b>38</b>	<b>1640</b>	<b>70</b>	<b>43.2</b>	<b>8</b>



## MALIK DEAR

Wide Receiver  
Senior • 5-9 • 220  
Jackson, Miss. (Murrah)  
Major: Workforce Education Leadership



# 9

- Veteran wide receiver in his fourth season with the program
- Also sees action as a returner on special teams and as a backup running back
- An SEC graduate, who earned his degree in kinesiology last December
- Saw his first career action in 2015 and redshirted the 2017 season due to an ACL injury
- Played in 44 games with nine starts and accounted for six touchdowns
- Returned a punt 40 yards to **Louisiana's (8/31)** 12-yard line at the 13:14 mark in the fourth quarter to set up an MSU score the following play
- The 40-yard punt return was the longest return of his career
- Caught his first passes of the season **vs. Kentucky (9/21)** for 28 total yards and also lined up at running back for one rushing attempt against the Wildcats
- Hauled in his third catch of the season, an 8-yarder in the fourth quarter **at Arkansas (11/2)**

### DEAR'S CAREER RECEIVING STATS

YEAR	G/S	REC	YDS	AVG	TD	LP/OPPONENT
2015	11/0	22	217	9.9	2	27/LA TECH
2016	12/9	23	264	11.5	2	33/SAMFORD
2018	11/0	1	12	12.0	0	12/LOUISIANA
2019	10/0	3	36	12.0	0	20/KENTUCKY
<b>TOTAL</b>	<b>43/9</b>	<b>49</b>	<b>529</b>	<b>10.8</b>	<b>4</b>	<b>33/SAMFORD</b>

### DEAR'S CAREER PUNT RETURN STATS

YEAR	G/S	PR	YDS	AVG	LG	TD
2015	11/0	1	7	7.0	7	0
2016	12/9	0	0	0.0	0	0
2018	11/0	3	9	3.0	9	0
2019	10/0	7	52	7.4	40	0
<b>TOTAL</b>	<b>43/9</b>	<b>11</b>	<b>68</b>	<b>6.2</b>	<b>40</b>	<b>0</b>

### DEAR'S 2019 GAME-BY-GAME RECEIVING STATS

OPPONENT	G/S	REC	YDS	AVG	TD	LG
Louisiana	1/0	0	0	0.0	0	0
Southern Miss	1/0	0	0	0.0	0	0
Kansas State	1/0	0	0	0.0	0	0
Kentucky	1/0	2	28	14.0	0	20
at Auburn	1/0	0	0	0.0	0	0
at Tennessee	1/0	0	0	0.0	0	0
LSU	1/0	0	0	0.0	0	0
at Texas A&M	1/0	0	0	0.0	0	0
at Arkansas	1/0	1	8	8.0	0	8
Alabama	1/0	0	0	0.0	0	0
Abilene Christian						
Ole Miss						
<b>TOTAL</b>	<b>10/0</b>	<b>3</b>	<b>36</b>	<b>12.0</b>	<b>0</b>	<b>20</b>



# MARTIN EMERSON JR.

Cornerback  
Freshman • 6-2 • 195  
Pensacola, Fla. (Pine Forest)  
Major: Undeclared

# 1

- A physical playmaker with quality size and speed
- Appeared in 10 games with two starts as a true freshman for the Bulldogs
- Made collegiate debut **vs. Louisiana (8/31)** and collected one tackle
- Notched his first career INT in the fourth quarter **vs. Southern Miss (9/7)**, returning the pick 45 yards to set up an MSU touchdown
- First Bulldog true freshman to record an interception since 2012 Jim Thorpe Award winner Johnthan Banks did so in 2009
- Turned in solid performance **at #7 Auburn (9/8)**, totaling a career-high six tackles and his first tackle for loss as a Bulldog
- Made his first career start in place of an injured Maurice Smitherman **vs. #2 LSU (10/19)** and notched five tackles
- In his first career SEC road start **at Texas A&M (10/26)**, collected two tackles
- Logged three tackles, a pass breakup and his first career forced fumble, knocking the ball out in the fourth quarter **at Arkansas (11/2)** ... fumble was recovered by Willie Gay Jr.

### EMERSON'S CAREER DEFENSIVE STATS

YEAR	G/S	UA	A	TT	TFL-YDS	SACKS-YDS	INT	PBU	FF	FR
2019	10/2	13	10	23	1.0-1	0.0-0	1-45	1	1	0
<b>TOTAL</b>	<b>10/2</b>	<b>13</b>	<b>10</b>	<b>23</b>	<b>1.0-1</b>	<b>0.0-0</b>	<b>1-45</b>	<b>1</b>	<b>1</b>	<b>0</b>

### EMERSON'S 2019 GAME-BY-GAME DEFENSIVE STATS

OPPONENT	G/S	UA	A	TT	TFL-YDS	SACKS-YDS	INT	PBU	FF	FR
at Louisiana	1/0	1	0	1	0.0-0	0-0	0	0	0	0
Southern Miss	1/0	0	0	0	0.0-0	0-0	1	0	0	0
Kansas State	1/0	1	1	2	0.0-0	0-0	0	0	0	0
Kentucky	1/0	1	1	2	0.0-0	0-0	0	0	0	0
at Auburn	1/0	4	2	6	1.0-1	0-0	0	0	0	0
at Tennessee	1/0	0	1	1	0.0-0	0-0	0	0	0	0
LSU	1/1	1	4	5	0.0-0	0-0	0	0	0	0
at Texas A&M	1/1	1	1	2	0.0-0	0-0	0	0	0	0
at Arkansas	1/0	3	0	3	0.0-0	0-0	0	1	1	0
Alabama	1/0	1	0	1	0.0-0	0-0	0	0	0	0
Abilene Christian										
Ole Miss										
<b>TOTAL</b>	<b>10/2</b>	<b>13</b>	<b>10</b>	<b>23</b>	<b>1.0-1</b>	<b>0.0-0</b>	<b>1-45</b>	<b>1</b>	<b>1</b>	<b>0</b>



# CAMERON GARDNER

Wide Receiver  
Redshirt Freshman • 6-4 • 220  
Starkville, Miss. (Starkville)  
Major: Undeclared

# 18

- Sure-handed receiver in his second season with the program
- Played in 13 career games with one start
- Made the first start of his collegiate career **vs. Louisiana (8/31)**
- Recorded a 7-yard reception, the first of his career, **vs. Southern Miss (9/7)**

### GARDNER'S CAREER RECEIVING STATS

YEAR	G/S	REC	YDS	AVG	TD	LP/OPPONENT
2018	3/0	0	0	0.0	0	N/A
2019	10/1	1	7	7.0	0	7/USM
<b>TOTAL</b>	<b>13/1</b>	<b>1</b>	<b>7</b>	<b>7.0</b>	<b>0</b>	<b>7/USM</b>

### GARDNER'S 2019 GAME-BY-GAME RECEIVING STATS

OPPONENT	G/S	REC	YDS	AVG	TD	LG
at Louisiana	1/1	0	0	0.0	0	0
Southern Miss	1/0	1	7	7.0	0	7
Kansas State	1/0	0	0	0.0	0	0
Kentucky	1/0	0	0	0.0	0	0
at Auburn	1/0	0	0	0.0	0	0
at Tennessee	1/0	0	0	0.0	0	0
LSU	1/0	0	0	0.0	0	0
at Texas A&M	1/0	0	0	0.0	0	0
at Arkansas	1/0	0	0	0.0	0	0
Alabama	1/0	0	0	0.0	0	0
Abilene Christian						
Ole Miss						
Louisiana						
<b>TOTAL</b>	<b>10/1</b>	<b>1</b>	<b>7</b>	<b>7.0</b>	<b>0</b>	<b>7</b>



# NICK GIBSON

Running Back  
Senior • 5-11 • 215  
Birmingham, Ala. (Pinson Valley)  
Major: Kinesiology

# 21

- Senior running back who serves as the primary backup to Kylin Hill
- Saw his first career action in 2016 after redshirting in 2015
- Appeared in 33 contests with one career start
- Scored third career rushing TD on an 8-yard run in the second quarter **vs. Louisiana (8/31)**
- It was his first score on the ground since Nov. 17, 2018 vs. Arkansas
- Added his second rushing touchdown of the season and his fourth of his career going untouched on a 13-yard rush during the second quarter **vs. Southern Miss (9/7)**
- Did not see action **vs. Kansas State (9/14)** and **vs. Kentucky (9/21)** due to a lower-body injury
- Hauled in a career-long 24 yard catch in the second quarter **vs. #2 LSU (10/19)**
- Exploded for a career-best 129 yards on 12 carries and one touchdown **at Arkansas (11/2)**
- It was the first 100-yard game of his career as he averaged 10.8 yards per carry, including a career-long 47-yard touchdown with 8:22 left in the fourth quarter against the Hogs
- Saw significant action in second half **vs. #4 Alabama (11/16)**, recording 60 all-purpose yards

### GIBSON'S CAREER RUSHING/RECEIVING STATS

YEAR	G/S	RUSH	YDS	AVG	TD	LG	REC	YDS	AVG	TD	LG
2016	3/0	9	57	6.3	0	14	0	0	0.0	0	0
2017	13/1	45	239	5.3	1	39	3	25	8.3	0	12
2018	9/0	27	205	7.6	1	62	5	36	7.2	0	12
2019	8/0	36	269	7.5	3	47	3	28	9.3	0	24
<b>Total</b>	<b>33/1</b>	<b>117</b>	<b>770</b>	<b>6.6</b>	<b>5</b>	<b>62</b>	<b>11</b>	<b>89</b>	<b>8.1</b>	<b>0</b>	<b>24</b>

### GIBSON'S 2019 GAME-BY-GAME RUSHING/RECEIVING STATS

OPPONENT	G/S	RUSH	YDS	AVG	TD	LG	REC	YDS	AVG	TD	LG
at Louisiana	1/0	2	27	13.5	1	19	0	0	0.0	0	0
Southern Miss	1/0	5	31	6.2	1	13	0	0	0.0	0	0
Kansas State							---	---			
Kentucky							---	---			
at Auburn	1/0	1	-1	-1.0	0	0	0	0	0.0	0	0
at Tennessee	1/0	2	5	2.5	0	4	0	0	0.0	0	0
LSU	1/0	2	-3	-1.5	0	1	1	24	24.0	0	24
at Texas A&M	1/0	3	25	8.3	0	0	0	0	0.0	0	0
at Arkansas	1/0	12	129	10.8	1	47	0	0	0.0	0	0
Alabama	1/0	9	56	6.2	0	20	2	4	2.0	0	5
Abilene Christian											
Ole Miss											
<b>TOTAL</b>	<b>8/0</b>	<b>26</b>	<b>269</b>	<b>7.5</b>	<b>3</b>	<b>47</b>	<b>3</b>	<b>28</b>	<b>9.3</b>	<b>0</b>	<b>24</b>



# FARROD GREEN

Tight End  
Senior • 6-4 • 240  
Wesson, Miss. (Wesson Attendance Center)  
Major: Human Development/Family Sciences

# 82

- Hard-nosed and experienced tight end who is in his fifth season
- Saw his first career action in 2016 after redshirting in 2015
- Punishing blocker and because of his physical ability, has also seen action on special teams
- Played in 48 career games with 31 starts
- Collected 45 career receptions for 557 yards and two touchdowns, including one this season
- Recorded three receptions for 36 yards **vs. Kentucky (9/21)** for his first multi-reception game of his senior season
- Hauled in a 47-yard completion from Garrett Shrader late in the second quarter **at #7 Auburn (9/28)**, the Bulldogs' longest passing play from scrimmage this season
- Equaled a career high in catches (3) and set a career high in receiving yards (69) at Auburn
- Eclipsed the 500-yard receiving mark for his career with an 11-yard catch **vs. #2 LSU (10/19)** in the second quarter
- Made two grabs for 23 yards **at Texas A&M (10/26)**, including a 19-yarder that set up a field goal
- Caught his first touchdown since his redshirt freshman year on a 3-yard pass from Tommy Stevens with 10:33 left in the third quarter **at Arkansas (11/2)**
- Caught a 30-yard pass from Tommy Stevens in the third quarter **vs. #4 Alabama (11/16)**
- Enters the Abilene Christian game with a catch in eight straight contests

### GREEN'S CAREER RECEIVING STATS

YEAR	G/S	REC	YDS	AVG	TD	LP/OPPONENT
2016	12/8	11	121	11.0	1	18/ALABAMA
2017	13/13	9	174	19.3	0	62/CSU
2018	13/0	11	81	7.4	0	13/AUBURN
2019	10/10	14	181	12.9	1	47/AUBURN
<b>TOTAL</b>	<b>48/31</b>	<b>45</b>	<b>557</b>	<b>12.4</b>	<b>2</b>	<b>62/CSU</b>

### GREEN'S 2019 GAME-BY-GAME RECEIVING STATS

OPPONENT	G/S	REC	YDS	AVG	TD	LG
at Louisiana	1/1	1	3	3.0	0	3
Southern Miss	1/1	0	0	0.0	0	0
Kansas State	1/1	1	13	13.0	0	13
Kentucky	1/1	3	20	6.7	0	13
at Auburn	1/1	3	69	23.0	0	47
at Tennessee	1/1	1	9	9.0	0	9
LSU	1/1	1	11	11.0	0	11
at Texas A&M	1/1	2	23	11.5	0	19
at Arkansas	1/1	1	3	3.0	1	3
Alabama	1/1	1	30	30.0	0	30
Abilene Christian						
Ole Miss						
<b>TOTAL</b>	<b>10/10</b>	<b>14</b>	<b>181</b>	<b>12.4</b>	<b>1</b>	<b>47</b>



# STEPHEN GUIDRY

Wide Receiver  
Senior • 6-4 • 200  
New Roads, La. (Hinds [MS] CC)  
Major: Interdisciplinary studies

# 1

- Senior Bowl Watch List
- A big-play threat who can stretch the field
- The team leader in receiving yards (440) during his first year with the program in 2018
- Played in 22 career games with 11 starts
- Totaled 736 career receiving yards and seven touchdowns
- 19 of his 22 receptions this season have gone for a first down or touchdown
- Hauled in an 11-yard TD reception in the second quarter **vs. Southern Miss (9/7)**, becoming the third different MSU receiver with a receiving TD this season
- Did not see action **vs. Kentucky (9/21)** due to injury
- Hauled in his second touchdown of the season with a 9-yard catch from Garrett Shrader in the first quarter **at #7 Auburn (2/28)**
- Caught two passes for 36 total yards, including a 19-yard reception **at Tennessee (10/12)**
- Breakout game **vs. #2 LSU (10/19)**, catching a career-high six passes for a team-leading 98 yards and one touchdown ... The 98 receiving yards were a single-game high for an MSU player this season ... TD was on a 24-yard strike that accounted for the Bulldogs' final score
- Provided arguably the best catch of his career, going up in the endzone for a 32-yard TD reception - his longest of the season - in the second quarter **at Texas A&M (10/26)** ... Finished the game with two receptions for 59 yards

### GUIDRY'S CAREER RECEIVING STATS

YEAR	G/S	REC	YDS	AVG	TD	LP/OPPONENT
2018	13/5	19	440	23.2	3	84/TEXAS A&M
2019	9/6	22	296	13.5	4	32/TEXAS A&M
<b>TOTAL</b>	<b>21/11</b>	<b>38</b>	<b>718</b>	<b>18.9</b>	<b>7</b>	<b>84/TEXAS A&amp;M</b>

### GUIDRY'S 2019 GAME-BY-GAME RECEIVING STATS

OPPONENT	G/S	REC	YDS	AVG	TD	LG
Louisiana	1/0	4	36	9.0	0	19
Southern Miss	1/1	3	32	10.7	1	11
Kansas State	1/1	0	0	0.0	0	0
Kentucky	---DNP---					
at Auburn	1/1	1	9	9.0	1	9
at Tennessee	1/0	2	36	18.0	0	19
LSU	1/1	6	98	16.3	1	24
at Texas A&M	1/1	2	59	29.5	1	32
at Arkansas	1/1	1	8	8.0	0	8
Alabama	1/0	3	18	6.0	0	10
Abilene Christian						
Ole Miss						
<b>TOTAL</b>	<b>9/6</b>	<b>22</b>	<b>296</b>	<b>13.5</b>	<b>4</b>	<b>32</b>



# KYLIN HILL

Running Back  
Junior • 5-11 • 215  
Columbus, Miss. (Columbus)  
Major: Psychology

# 8

- Maxwell Award and Doak Walker Award Watch Lists
- SEC Offensive Player of the Week **(at Arkansas, 2019)**
- Shifty, powerful running back who is in his second season as a starter
- Appeared in 34 contests with 21 career starts
- Has not fumbled in 387 career carries
- In 2019, leads the SEC in overall rushing yards with 1,062
- Collected nine career 100-yard rushing contests, which is tied with Dak Prescott and Don Smith for 10th in MSU history
- His six 100-yard rushing games this season are tied for sixth in MSU single-season annals
- Leads the SEC in rushing yards after contact with 621
- Totaled 30 rushes of 10+ yards this season, which is tied for the SEC lead and tied for 19th nationally
- Game-high 197 yards rushing on 27 carries and had a rushing TD **vs. Louisiana (8/31)**
- With 123 rushing yards **vs. Southern Miss (9/7)**, joined RB Vick Ballard as the only MSU players with 100+ rushing yards in each of the first two games of a season since 1999
- His 100-yard rushing game snapped Southern Miss' streak of 15 consecutive games without allowing a 100-yard rusher
- Racked up five 15+ yards plays from scrimmage against the Golden Eagles (1 receiving, 4 rushing), highlighted by a pair of 22-yard runs
- Totaled 111 yards on 24 carries **vs. Kansas State (9/14)**
- Logged his fourth run of 20+ yards this season with a 22-yard carry in the second quarter against the Wildcats
- Rushed for 120 yards on 26 carries with a career-best three touchdowns **vs. Kentucky (9/21)**, which including a leaping score from the 4-yard line as he extended the ball inside the pylon for a touchdown
- First MSU running back with three or more rushing touchdowns in a game since Vick Ballard had three in 2011 against Memphis and the first to do so in an SEC game since 2010
- Responded with 150 yards rushing on 21 carries **at Texas A&M (10/26)**, his fifth 100-yard game of the season ... Reeled off a season-long 39-yard run and scored a 1-yard TD ... 81 of his 150 yards were after contact
- Tabbed SEC Offensive Player of the Week after a career performance **at Arkansas (11/2)**, in which he rushed for 234 yards - the fifth-most by an MSU player in history - with a career-best three touchdowns
- The 234 rushing yards were the most by an SEC player in a conference game since LSU's Derrius Guice logged 276 vs. Ole Miss on Oct. 21, 2017 ... 110 of the yards came after contact
- Became the first player in school history with over 230 yards rushing and three touchdowns in the same game

### HILL'S CAREER RUSHING/RECEIVING STATS

YEAR	G/S	RUSH	YDS	AVG	TD	LG	REC	YDS	AVG	TD	LG
2017	13/0	78	393	5.0	2	30	4	38	9.5	0	17
2018	11/11	117	734	6.3	4	52	22	176	8.0	4	53
2019	10/10	192	1062	5.5	10	62	13	89	6.8	0	19
<b>TOTAL</b>	<b>34/21</b>	<b>387</b>	<b>2189</b>	<b>5.5</b>	<b>16</b>	<b>62</b>	<b>39</b>	<b>303</b>	<b>7.8</b>	<b>4</b>	<b>53</b>

### HILL'S 2019 GAME-BY-GAME RUSHING/RECEIVING STATS

OPPONENT	G/S	RUSH	YDS	AVG	TD	LG	REC	YDS	AVG	TD	LG
at Louisiana	1/1	27	197	7.3	1	20	1	10	10.0	0	10
Southern Miss	1/1	14	123	8.8	1	22	2	19	9.5	0	15
Kansas State	1/1	24	111	4.6	0	22	2	20	10.0	0	12
Kentucky	1/1	26	120	4.6	3	18	0	0	0.0	0	0
at Auburn	1/1	17	45	2.6	0	13	2	21	10.5	0	18
at Tennessee	1/1	11	13	0.8	0	4	0	0	0.0	0	0
LSU	1/1	15	34	2.3	0	11	1	5	5.0	0	5
at Texas A&M	1/1	21	150	7.1	1	39	1	-8	-8.0	0	0
at Arkansas	1/1	21	234	11.1	3	62	1	1	1.0	0	1
Alabama	1/1	16	35	2.2	1	7	3	21	7.0	0	19
Abilene Christian											
Ole Miss											
<b>TOTAL</b>	<b>10/10</b>	<b>192</b>	<b>1062</b>	<b>5.5</b>	<b>10</b>	<b>69</b>	<b>13</b>	<b>89</b>	<b>6.8</b>	<b>0</b>	<b>19</b>



# DONTEA JONES

**Tight End**  
Junior • 6-4 • 250  
McCool, Miss. (Jireh [NC] Prep)  
Major: Interdisciplinary Studies

# 84


- Athletic playmaker that holds a pivotal role at tight end
- Saw his first career action in 2017 after redshirting in 2016
- Played in 26 career games as a reserve tight end
- Made eight career catches for 101 yards and a touchdown

### JONES' CAREER RECEIVING STATS

YEAR	G/S	REC	YDS	AVG	TD	LP/OPPONENT
2017	4/0	0	0	0.0	0	NA
2018	12/0	4	66	16.5	1	21/KSTATE
2019	10/0	4	35	8.8	0	14/LOUISIANA
<b>TOTAL</b>	<b>26/0</b>	<b>8</b>	<b>101</b>	<b>12.6</b>	<b>1</b>	<b>21/KSTATE</b>

### JONES' 2019 GAME-BY-GAME RECEIVING STATS

OPPONENT	G/S	REC	YDS	AVG	TD	LG
at Louisiana	1/0	1	14	14.0	0	14
Southern Miss	1/0	2	9	4.5	0	6
Kansas State	1/0	1	12	12.0	0	12
Kentucky	1/0	0	0	0.0	0	0
at Auburn	1/0	0	0	0.0	0	0
at Tennessee			---DNP---			
LSU	1/0	0	0	0.0	0	0
at Texas A&M	1/0	0	0	0.0	0	0
at Arkansas	1/0	0	0	0.0	0	0
Alabama	1/0	0	0	0.0	0	0
Abilene Christian						
Ole Miss						
<b>TOTAL</b>	<b>10/0</b>	<b>4</b>	<b>35</b>	<b>8.8</b>	<b>0</b>	<b>14</b>



# JARRIAN JONES

**Cornerback**  
Freshman • 6-0 • 190  
Brandon, Miss. (Northwest Rankin)  
Major: Undeclared

# 2

- A versatile athlete who is coming off an extremely productive high school career
- Appeared in eight games with one start as a true freshman cornerback for the Bulldogs
- Made collegiate debut **vs. Louisiana (8/31)**, collecting a tackle
- Recovered a muffed punt **vs. Kansas State (9/14)** for the first fumble recovery of his career
- Added the first pass break-up of his career versus the Wildcats
- Totaled a career-high two tackles **at #7 Auburn (9/23)**
- Made his first career start in place of an injured Cameron Dantzler **at Texas A&M (10/26)** and recorded one pass breakup on the first drive of the game
- Did not play **at Arkansas (11/2)** due to an upper body injury

### JONES' CAREER DEFENSIVE STATS

YEAR	G/S	UA	A	TT	TFL-YDS	SACKS-YDS	INT	PBU	FF	FR
2019	7/0	4	1	5	0-0	0-0	0	2	0	1
<b>TOTAL</b>	<b>8/1</b>	<b>4</b>	<b>1</b>	<b>5</b>	<b>0-0</b>	<b>0-0</b>	<b>0</b>	<b>2</b>	<b>0</b>	<b>1</b>

### JONES' 2019 GAME-BY-GAME DEFENSIVE STATS

OPPONENT	G/S	UA	A	TT	TFL-YDS	SACKS-YDS	INT	PBU	FF	FR
at Louisiana	1/0	1	0	1	0.0-0	0.0-0	0	0	0	0
Southern Miss	1/0	0	1	1	0.0-0	0.0-0	0	0	0	0
Kansas State	1/0	0	0	0	0.0-0	0.0-0	0	1	0	1
Kentucky	1/0	0	0	0	0.0-0	0.0-0	0	0	0	0
at Auburn	1/0	2	0	2	0.0-0	0.0-0	0	0	0	0
at Tennessee	1/0	0	0	0	0.0-0	0.0-0	0	0	0	0
LSU	1/0	1	0	1	0.0-0	0.0-0	0	0	0	0
at Texas A&M	1/1	0	0	0	0.0-0	0.0-0	0	1	0	0
at Arkansas					---DNP---					
Alabama					---DNP---					
Abilene Christian										
Ole Miss										
<b>TOTAL</b>	<b>8/1</b>	<b>4</b>	<b>1</b>	<b>5</b>	<b>0.0-0</b>	<b>0-0</b>	<b>0</b>	<b>2</b>	<b>0</b>	<b>1</b>



## KOBE JONES

**Defensive End**  
Junior • 6-4 • 270  
Starkville, Miss. (Starkville)  
Major: Business Administration

# 52

- Wuerffel Trophy Watch List
- All-State AFCA Good Works Team Nominee
- Powerful defensive lineman who is in his third season
- Made his much-anticipated debut in 2017 after redshirting in 2016
- Has seen the field in 36 career games
- Collected 59 career total tackles, including 13.5 for loss and two sacks
- Has a forced fumble and recovered fumble to his credit
- Totaled three tackles at **#7 Auburn (9/28)**, logging his first tackle for loss of the season with a 4-yard sack
- Recorded a TFL for the second straight game at **Tennessee (10/12)**, closing the game with three total tackles
- Came off the bench and picked up two tackles, including 0.5 for loss, vs. **#2 LSU (10/19)**

### JONES' CAREER DEFENSIVE STATS

YEAR	G/S	UA	A	TT	TFL-YDS	SACKS-YDS	INT	PBU	FF	FR
2017	13/0	8	10	18	4.5-15	1.0-9	0	0	1	0
2018	13/1	12	10	22	6.5-14	0.0-0	0	0	0	1
2019	10/0	9	10	19	2.5-5	1.0-4	0	0	0	0
<b>TOTAL</b>	<b>36/1</b>	<b>29</b>	<b>30</b>	<b>59</b>	<b>13.5-34</b>	<b>2.0-13</b>	<b>0</b>	<b>0</b>	<b>1</b>	<b>1</b>

### JONES' 2019 GAME-BY-GAME DEFENSIVE STATS

OPPONENT	G/S	UA	A	TT	TFL-YDS	SACKS-YDS	INT	PBU	FF	FR
at Louisiana	1/0	1	1	2	0.0-0	0.0-0	0	0	0	0
Southern Miss	1/0	0	2	2	0.0-0	0.0-0	0	0	0	0
Kansas State	1/0	0	1	1	0.0-0	0.0-0	0	0	0	0
Kentucky	1/0	0	3	3	0.0-0	0.0-0	0	0	0	0
at Auburn	1/0	3	0	3	1.0-4	1.0-4	0	0	0	0
at Tennessee	1/0	1	2	3	1.0-1	0.0-0	0	0	0	0
LSU	1/0	1	1	2	0.5-0	0.0-0	0	0	0	0
at Texas A&M	1/0	1	0	1	0.0-0	0.0-0	0	0	0	0
at Arkansas	1/0	1	0	1	0.0-0	0.0-0	0	0	0	0
Alabama	1/0	1	0	1	0.0-0	0.0-0	0	0	0	0
Abilene Christian										
Ole Miss										
<b>TOTAL</b>	<b>9/0</b>	<b>8</b>	<b>10</b>	<b>18</b>	<b>2.5-5</b>	<b>1-4</b>	<b>0</b>	<b>0</b>	<b>0</b>	<b>0</b>



## JAQUARIUS LANDREWS

**Safety**  
Senior • 6-0 • 200  
Summit, Miss. (Copiah-Lincoln [MS] CC)  
Major: Workforce Education Leadership



# 11

- Senior Bowl Watch List
- Versatile strong safety who is in his third season with the program
- Solid 2018 junior season in his MSU debut after redshirting in 2017
- An SEC graduate, earning his degree in interdisciplinary studies last December
- Appeared in 20 contests with 13 career starts
- Collected 82 career tackles, including 5.0 for loss and 3.0 sacks
- Turned in a then career-high eight tackles vs. **Louisiana (8/31)**
- Tied for the team high in tackles (7) vs. **Southern Miss (9/7)** with fellow safety Brian Cole II
- Shattered his career high with nine tackles, including 0.5 for loss, vs. **Kansas State (9/14)**
- Collected seven total tackles, including four solo stops, and added a career-high four pass breakups vs. **Kentucky (9/21)**
- Produced a team-high eight tackles in start vs. **#2 LSU (10/19)**
- Had another eight-tackle game at **Texas A&M (10/26)** and added a QB hurry
- Picked up seven tackles, including three solo, vs. **#4 Alabama (11/16)**

### LANDREWS' CAREER DEFENSIVE STATS

YEAR	G/S	UA	A	TT	TFL-YDS	SACKS-YDS	INT	PBU	FF	FR
2018	10/3	10	11	21	4.5-32	3-30	0	5	0	0
2019	10/10	35	26	61	0.5-0	0-0	0	4	0	0
<b>TOTAL</b>	<b>20/13</b>	<b>45</b>	<b>37</b>	<b>82</b>	<b>5.0-32</b>	<b>3-30</b>	<b>0</b>	<b>9</b>	<b>0</b>	<b>0</b>

### LANDREWS' 2019 GAME-BY-GAME DEFENSIVE STATS

OPPONENT	G/S	UA	A	TT	TFL-YDS	SACKS-YDS	INT	PBU	FF	FR
at Louisiana	1/1	8	0	8	0.0-0	0-0	0	0	0	0
Southern Miss	1/1	4	3	7	0.0-0	0-0	0	0	0	0
Kansas State	1/1	4	5	9	0.5-0	0-0	0	0	0	0
Kentucky	1/1	4	3	7	0.0-0	0-0	0	4	0	0
at Auburn	1/1	1	1	2	0.0-0	0-0	0	0	0	0
at Tennessee	1/1	2	2	4	0.0-0	0-0	0	0	0	0
LSU	1/1	3	5	8	0.0-0	0-0	0	0	0	0
at Texas A&M	1/1	6	2	8	0.0-0	0-0	0	0	0	0
at Arkansas	1/1	0	1	1	0.0-0	0-0	0	0	0	0
Alabama	1/1	3	4	7	0.0-0	0-0	0	0	0	0
Abilene Christian										
Ole Miss										
<b>TOTAL</b>	<b>10/10</b>	<b>35</b>	<b>26</b>	<b>61</b>	<b>0.5-0</b>	<b>0-0</b>	<b>0</b>	<b>4</b>	<b>0</b>	<b>0</b>



# LEO LEWIS

Linebacker  
Senior • 6-2 • 245  
Brookhaven, Miss. (Brookhaven)  
Major: Interdisciplinary Studies

# 10

- Senior Bowl Watch List
- Veteran, instinctive linebacker who is in his fourth year as a starter
- Played in 48 games with 45 starts
- Recorded 224 career tackles, including 13.0 for loss and 3.0 sacks
- Equaled a career-high with a team-leading 12 tackles **vs. Kansas State (9/14)**
- He also recorded 12 tackles at BYU during the 2016 season
- Led MSU in tackles (5) during the first half **at #7 Auburn (9/28)** and closed the game tied for the team lead in tackles with eight
- Recovered fumbles in the second and third quarters at Auburn, extending MSU's streak of consecutive games with a takeaway to 21
- Erupted for seven tackles, including a team-high 1.5 for loss and one sack **vs. #2 LSU (10/19)** ... Sacked Jow Burrow for a six-yard loss in the second quarter, representing Lewis' first sack of the year
- Picked up two tackles, including 0.5 for loss in win **at Arkansas (11/2)**
- Notched four tackles, including 0.5 for loss and one QB hurry **vs. #4 Alabama (11/16)**

### LEWIS' CAREER DEFENSIVE STATS

YEAR	G/S	UA	A	TT	TFL-YDS	SACKS-YDS	INT	PBU	FF	FR
2016	13/13	35	44	79	4.5-9	1.0-2	0	1	0	0
2017	13/12	15	31	46	1.0-10	1.0-10	0	1	1	0
2018	12/10	23	22	45	3.0-4	0.0-0	0	1	0	0
2019	10/10	21	33	54	4.5-8	1.0-6	0	1	1	2
<b>TOTAL</b>	<b>48/44</b>	<b>94</b>	<b>130</b>	<b>224</b>	<b>13.0-31</b>	<b>3.0-18</b>	<b>0</b>	<b>4</b>	<b>2</b>	<b>2</b>

### LEWIS' 2019 GAME-BY-GAME DEFENSIVE STATS

OPPONENT	G/S	UA	A	TT	TFL-YDS	SACKS-YDS	INT	PBU	FF	FR
at Louisiana	1/1	6	0	6	0.0-0	0.0-0	0	0	0	0
Southern Miss	1/1	0	5	5	0.5-0	0.0-0	0	0	0	0
Kansas State	1/1	1	11	12	0.5-0	0.0-0	0	1	0	0
Kentucky	1/1	2	1	3	0.0-0	0.0-0	0	0	0	0
at Auburn	1/1	7	1	8	1.0-1	0.0-0	0	0	1	2
at Tennessee	1/1	2	1	3	0.0-0	0.0-0	0	0	0	0
LSU	1/1	2	5	7	1.5-7	1.0-6	0	0	0	0
at Texas A&M	1/1	0	4	4	0.0-0	0.0-0	0	0	0	0
at Arkansas	1/1	0	2	2	0.5-0	0.0-0	0	0	0	0
Alabama	1/1	1	3	4	0.5-0	0.0-0	0	0	0	0
Abilene Christian										
Ole Miss										
<b>TOTAL</b>	<b>10/10</b>	<b>21</b>	<b>33</b>	<b>54</b>	<b>4.5-8</b>	<b>1.0-6</b>	<b>0</b>	<b>1</b>	<b>1</b>	<b>2</b>



# FABIEN LOVETT

Defensive Tackle  
Redshirt Freshman • 6-4 • 315  
Olive Branch, Miss. (Olive Branch)  
Major: Undeclared

# 54

- Powerful defensive line who starts at nose guard
- Appeared in two contests as a true freshman in 2018
- Seen action in 12 career contests, making 10 starts
- Earned his first collegiate start **vs. Louisiana (8/31)** and recorded a tackle
- In just his second start, set a career high with two tackles **vs. Southern Miss (9/7)**
- Set a career high with four tackles **at Tennessee (10/12)**, including the first tackle for loss (0.5) and sack (0.5) of his career
- Collected two tackles - his second-highest output in an SEC - **vs. #4 Alabama (11/16)**

### LOVETT'S CAREER DEFENSIVE STATS

YEAR	G/S	UA	A	TT	TFL-YDS	SACKS-YDS	INT	PD	FF	FR
2018	2/0	0	0	0	0-0	0-0	0	0	0	0
2019	10/10	5	8	13	0.5-2	0.5-2	0	0	0	0
<b>TOTAL</b>	<b>12/10</b>	<b>5</b>	<b>8</b>	<b>13</b>	<b>0.5-2</b>	<b>0.5-2</b>	<b>0</b>	<b>0</b>	<b>0</b>	<b>0</b>

### LOVETT'S 2019 GAME-BY-GAME DEFENSIVE STATS

OPPONENT	G/S	UA	A	TT	TFL-YDS	SACKS-YDS	INT	PD	FF	FR
at Louisiana	1/1	1	0	1	0.0-0	0.0-0	0	0	0	0
Southern Miss	1/1	0	2	2	0.0-0	0.0-0	0	0	0	0
Kansas State	1/1	0	0	0	0.0-0	0.0-0	0	0	0	0
Kentucky	1/1	0	1	1	0.0-0	0.0-0	0	0	0	0
at Auburn	1/1	0	1	1	0.0-0	0.0-0	0	0	0	0
at Tennessee	1/1	1	3	4	0.5-2	0.5-2	0	0	0	0
LSU	1/1	0	0	0	0.0-0	0.0-0	0	0	0	0
at Texas A&M	1/1	1	0	0	0.0-0	0.0-0	0	0	0	0
at Arkansas	1/1	1	0	1	0.0-0	0.0-0	0	0	0	0
Alabama	1/1	1	1	2	0.0-0	0.0-0	0	0	0	0
Abilene Christian										
Ole Miss										
<b>TOTAL</b>	<b>10/10</b>	<b>5</b>	<b>8</b>	<b>13</b>	<b>0.5-2</b>	<b>0.5-2</b>	<b>0</b>	<b>0</b>	<b>0</b>	<b>0</b>





# OSIRUS MITCHELL

Wide Receiver  
Junior • 6-5 • 210  
Sarasota, Fla. (Booker)  
Major: Human Development/Family Sciences

# 5

- Imposing outside target who is a deep-play threat
- Appeared in 32 career games with 23 starts to his credit
- Totaled 56 catches for 855 career receiving yards and nine touchdowns
- Team's active career leader in receiving touchdowns (9)
- Each of his team-leading five TD receptions this season have been for 20+ yards
- Has totaled multiple receptions in six contests this season and has at least one catch in 23 of his 32 career games
- Recorded a 31-yard touchdown catch on the game-opening drive **vs. Louisiana (8/31)** for his first score since Nov. 17, 2018 vs. Arkansas
- Led the team vs. the Ragin' Cajuns in receiving yards (88) on six catches, including one TD
- For the second straight week, hauled in a touchdown pass on the opening offensive drive with a 28-yard touchdown **vs. Southern Miss (9/7)**
- Hauled in five receptions for 74 total yards and a touchdown **vs. Kansas State (9/14)**
- First MSU player to make a touchdown reception in three straight contests since WR Chad Bumphis in 2012
- Recorded five-plus catches in a game for the second time this season and the fourth time in his career with his five reception against Kansas State
- Caught his fourth touchdown of the season with a 21-yard reception in the third quarter **at #7 Auburn (9/28)**
- Caught each of his three targets in the first quarter **at Tennessee (10/12)** for 22 yards and a first down, closing the game with 58 total yards off five receptions
- Put the Bulldogs up 14-0 **at Arkansas (11/2)** with a 33-yard touchdown catch in the first quarter, giving him a career high in TD catches for a season

### MITCHELL'S CAREER RECEIVING STATS

YEAR	G/S	REC	YDS	AVG	TD	LP/OPPONENT
2017	9/0	5	51	10.2	0	18/UMASS
2018	13/13	26	427	16.4	4	84/SFA
2019	10/10	26	377	14.5	5	35/KSTATE
<b>TOTAL</b>	<b>32/23</b>	<b>57</b>	<b>855</b>	<b>15.0</b>	<b>9</b>	<b>84/SFA</b>

### MITCHELL'S 2019 GAME-BY-GAME RECEIVING STATS

OPPONENT	G/S	REC	YDS	AVG	TD	LG
at Louisiana	1/1	6	88	14.7	1	31
Southern Miss	1/1	2	46	23.0	1	28
Kansas State	1/1	5	74	14.8	1	35
Kentucky	1/1	4	36	9.0	0	14
at Auburn	1/1	2	33	16.5	1	21
at Tennessee	1/1	5	58	11.6	0	21
LSU	1/1	0	0	0.0	0	0
at Texas A&M	1/1	1	9	9.0	0	9
at Arkansas	1/1	1	33	33.0	1	33
Alabama	1/1	0	0	0.0	0	0
Abilene Christian						
Ole Miss						
<b>TOTAL</b>	<b>10/10</b>	<b>26</b>	<b>377</b>	<b>14.5</b>	<b>4</b>	<b>35</b>



# C.J. MORGAN

Safety  
Senior • 6-0 • 200  
Bossier City, La. (Parkway)  
Major: Political Science

# 29

- Instinctive, hard-hitting defender who starts at free safety
- In his fourth season with the program after redshirting in 2016
- Played in 32 career contests, making 12 starts
- Collected 84 career tackles and three interceptions
- Team leader and tied for seventh in the SEC in pass breakups with eight in 2019
- Ranks third on team in total tackles and is 17th in the SEC (59)
- Totaled six tackles, including the first TFL (0.5) of his career, **vs. Southern Miss (9/7)**
- Sealed the game against the Golden Eagles with a fourth-quarter INT, the third of his career
- Led MSU with a career-high nine tackles and career-best two PBU's **vs. Kentucky (9/21)**
- Team leader in tackles for the second straight week with eight **at #7 Auburn (9/28)**
- Matched career-high nine tackles **at Tennessee (10/12)**
- Notched five tackles and had a career-best four pass breakups **vs. #2 LSU (10/19)**
- Collected three tackles and one pass breakup in the first half **at Texas A&M (10/26)** ... Did not return in the second half vs. the Aggies due to upper body injury
- Did not play **at Arkansas (11/2)** due to upper body injury
- Made six tackles **vs. #4 Alabama (11/16)** before exiting the game to a season-ending lower body injury in the third quarter

### MORGAN'S CAREER DEFENSIVE STATS

YEAR	G/S	UA	A	TT	TFL-YDS	SACKS-YDS	INT	PBU	FF	FR
2017	10/0	4	1	5	0.0-0	0.0-0	0	0	0	0
2018	13/3	13	7	20	0.0-0	0.0-0	2	1	0	0
2019	9/9	31	28	59	0.5-2	0.0-0	1	8	0	0
<b>TOTAL</b>	<b>32/12</b>	<b>48</b>	<b>36</b>	<b>84</b>	<b>0.5-2</b>	<b>0.0-0</b>	<b>3</b>	<b>9</b>	<b>0</b>	<b>0</b>

### MORGAN'S 2019 GAME-BY-GAME DEFENSIVE STATS

OPPONENT	G/S	UA	A	TT	TFL-YDS	SACKS-YDS	INT	PBU	FF	FR
at Louisiana	1/1	7	0	7	0.0-0	0.0-0	0	0	0	0
Southern Miss	1/1	2	4	6	0.5-2	0.0-0	1	0	0	0
Kansas State	1/1	3	3	6	0.0-0	0.0-0	0	1	0	0
Kentucky	1/1	3	6	9	0.0-0	0.0-0	0	2	0	0
at Auburn	1/1	4	4	8	0.0-0	0.0-0	0	0	0	0
at Tennessee	1/1	5	4	9	0.0-0	0.0-0	0	0	0	0
LSU	1/1	2	3	5	0.0-0	0.0-0	0	4	0	0
at Texas A&M	1/1	3	0	3	0.0-0	0.0-0	0	1	0	0
at Arkansas					---DNP---					
Alabama	1/1	2	4	6	0.0-0	0.0-0	0	0	0	0
Abilene Christian										
Ole Miss										
<b>TOTAL</b>	<b>9/9</b>	<b>31</b>	<b>28</b>	<b>59</b>	<b>0.5-2</b>	<b>0.0-0</b>	<b>1</b>	<b>8</b>	<b>0</b>	<b>0</b>



# JAVONTA PAYTON

Wide Receiver  
Junior • 6-1 • 180  
Nashville, Tenn. (Northwest [MS] CC)  
Major: Communications

# 4

- One of the top-ranked junior college wide receivers in the country
- Versatile playmaker who also sees action on special teams
- Has 10 appearances and totaled five receptions for 63 yards
- Made his Bulldog debut **vs. Louisiana (8/31)**, hauling in a 9-yard reception
- Totaled two kick returns **vs. Kansas State (9/14)** for 40 yards, including a season-long return of 24
- Making his SEC debut, turned in the first multi-reception game of his career with two for 14 yards **vs. Kentucky (9/21)**
- Lone catch **at #7 Auburn (9/28)** was a career-long reception of 30 yards
- Saw action in the run game **at Tennessee (10/12)** with an 11-yard sweep

### PAYTON'S CAREER RECEIVING STATS

YEAR	G/S	REC	YDS	AVG	TD	LP/OPPONENT
2019	10/0	5	63	12.6	0	30/AUBURN
<b>TOTAL</b>	<b>10/0</b>	<b>5</b>	<b>63</b>	<b>12.6</b>	<b>0</b>	<b>30/AUBURN</b>

### PAYTON'S CAREER KICK RETURN STATS

YEAR	G/S	KR	YDS	AVG	LG	TD
2019	10/0	3	56	18.7	24	0
<b>TOTAL</b>	<b>10/0</b>	<b>3</b>	<b>56</b>	<b>18.7</b>	<b>24</b>	<b>0</b>

### PAYTON'S 2019 GAME-BY-GAME RECEIVING STATS

OPPONENT	G/S	REC	YDS	AVG	TD	LG
Louisiana	1/0	1	9	9.0	0	9
Southern Miss	1/0	1	10	10.0	0	10
Kansas State	1/0	0	0	0.0	0	0
Kentucky	1/0	2	14	7.0	0	13
at Auburn	1/0	1	30	30.0	0	30
at Tennessee	1/0	0	0	0.0	0	0
LSU	1/0	0	0	0.0	0	0
at Texas A&M	1/0	0	0	0.0	0	0
at Arkansas	1/0	0	0	0.0	0	0
Alabama	1/0	0	0	0.0	0	0
Abilene Christian						
Ole Miss						
<b>TOTAL</b>	<b>10/0</b>	<b>5</b>	<b>63</b>	<b>12.6</b>	<b>0</b>	<b>30</b>



# NATHAN PICKERING

Defensive Tackle  
Freshman • 6-4 • 315  
Mount Olive, Miss. (Seminary)  
Major: Mechanical Engineering

# 22

- In debut season in the defensive middle after enrolling at MSU in June 2019
- One of the top 100 prospects in the nation coming out of high school
- Made his collegiate debut **vs. Southern Miss (9/7)**
- Collected his first career sack and tackle in the fourth quarter **at #7 Auburn (9/28)**, dropping QB for a seven-yard loss
- Saw significant playing time **vs. #2 LSU (10/19)** and tallied a tackle for loss in the second quarter
- Teamed with Erroll Thompson for first-quarter sack for loss of four yards **vs. #4 Alabama (11/16)**

### PICKERING'S CAREER DEFENSIVE STATS

YEAR	G/S	UA	A	TT	TFL-YDS	SACKS-YDS	INT	PBU	FF	FR
2019	6/0	2	2	4	2.5-12	1.5-11	0	0	0	0
<b>TOTAL</b>	<b>6/0</b>	<b>2</b>	<b>2</b>	<b>4</b>	<b>2.5-12</b>	<b>1.5-11</b>	<b>0</b>	<b>0</b>	<b>0</b>	<b>0</b>

### PICKERING'S 2019 GAME-BY-GAME DEFENSIVE STATS

OPPONENT	G/S	UA	A	TT	TFL-YDS	SACKS-YDS	INT	PBU	FF	FR
at Louisiana					---DNP---					
Southern Miss	1/0	0	0	0	0.0-0	0.0-0	0	0	0	0
Kansas State					---DNP---					
Kentucky					---DNP---					
at Auburn	1/0	1	0	1	1.0-7	1.0-7	0	0	0	0
at Tennessee					---DNP---					
LSU	1/0	1	0	1	1.0-1	0.0-0	0	0	0	0
at Texas A&M	1/0	0	1	0	0.0-0	0.0-0	0	0	0	0
at Arkansas	1/0	0	0	0	0.0-0	0.0-0	0	0	0	0
Alabama	1/0	0	1	1	0.5-4	0.5-4	0	0	0	0
Abilene Christian										
Ole Miss										
<b>TOTAL</b>	<b>6/0</b>	<b>2</b>	<b>2</b>	<b>4</b>	<b>2.5-12</b>	<b>1.5-11</b>	<b>0</b>	<b>0</b>	<b>0</b>	<b>0</b>



# CHAUNCEY RIVERS

**Defensive End**  
Senior • 6-3 • 275  
Stone Mountain, Ga. (East Mississippi CC)  
Major: Communication



# 5

- Senior Bowl Watch List
- Moved into a starting role at defensive end on the strong-side
- An SEC graduate, who earned his degree in interdisciplinary studies last December
- Appeared in 23 career games with 10 starts
- Collected 55 career tackles, including 11.5 for loss and 5.0 sacks
- Tops among team defensive linemen in tackles for loss this season (4.5)
- Made first start of MSU career **vs. Louisiana (8/31)** and had four tackles with 1.0 for loss
- Registered three tackles, one sack, one TFL, one pass breakup and two quarterback hurries **vs. Kentucky (9/21)**
- Collected a career-high five tackles, including 0.5 for loss, **at Tennessee (10/12)**
- Turned in a game-high and career-best 1.5 sacks of Joe Burrow **vs. #2 LSU (10/19)**
- Picked up a season-best five solo tackles **at Texas A&M (10/26)** and added a QB hurry

### RIVERS' CAREER DEFENSIVE STATS

YEAR	G/S	UA	A	TT	TFL-YDS	SACKS-YDS	INT	PBU	FF	FR
2018	13/0	8	16	24	7-29	2.5-19	0	0	0	0
2019	10/10	18	13	31	4.5-21	2.5-17	0	2	0	0
<b>TOTAL</b>	<b>23/10</b>	<b>26</b>	<b>29</b>	<b>55</b>	<b>11.5-50</b>	<b>5.0-36</b>	<b>0</b>	<b>2</b>	<b>0</b>	<b>0</b>

### RIVERS' 2019 GAME-BY-GAME DEFENSIVE STATS

OPPONENT	G/S	UA	A	TT	TFL-YDS	SACKS-YDS	INT	PBU	FF	FR
at Louisiana	1/1	4	0	4	1.0-1	0.0-0	0	0	0	0
Southern Miss	1/1	1	1	2	0.0-0	0.0-0	0	0	0	0
Kansas State	1/1	1	3	4	0.5-1	0.0-0	0	0	0	0
Kentucky	1/1	2	1	3	1.0-5	1.0-5	0	1	0	0
at Auburn	1/1	2	0	2	0.0-0	0.0-0	0	0	0	0
at Tennessee	1/1	2	3	5	0.5-2	0.0-0	0	0	0	0
LSU	1/1	1	1	2	1.5-12	1.5-12	0	0	0	0
at Texas A&M	1/1	5	0	5	0.0-0	0.0-0	0	0	0	0
at Arkansas	1/1	0	1	1	0.0-0	0.0-0	0	1	0	0
Alabama	1/1	0	3	3	0.0-0	0.0-0	0	0	0	0
Abilene Christian										
Ole Miss										
<b>TOTAL</b>	<b>10/10</b>	<b>18</b>	<b>13</b>	<b>31</b>	<b>4.5-21</b>	<b>2.5-17</b>	<b>0</b>	<b>2</b>	<b>0</b>	<b>0</b>



# GARRETT SHRADER

**Quarterback**  
Freshman • 6-4 • 220  
Charlotte, N.C. (Charlotte Christian School)  
Major: Undeclared

# 6

- SEC Freshman of the Week (Sept. 23 - Kentucky)
- One of the top dual-threat quarterbacks of the 2019 signing class
- Tabbed the starting quarterback on Oct. 14 and owns three starts this season
- January 2019 enrollee who participated in spring ball
- Responsible for 10 touchdowns this season (seven pass, three rush)
- Made his collegiate debut **vs. Southern Miss (9/7)**, taking over for an injured Tommy Stevens with 2:37 remaining in the second quarter and finishing 7-of-11 for 71 yards through the air
- Took over for an injured Tommy Stevens in the third quarter **vs. Kansas State (9/14)** and produced a 12-play, 79-yard scoring drive that was capped with his first career TD (5-yard run)
- Closed the game against Kansas State with 51 passing yards (4-of-12) and 82 yards rushing with a rushing TD on 10 attempts
- Made his first collegiate start **vs. Kentucky (9/21)** and accounted for 305 yards of total offense, including rushing for 125 yards on 11 carries and was an efficient 17-of-22 for 180 yards through the air
- Just the second MSU true freshman quarterback to start in an SEC game in the last 12 years - Damian Williams in the 2013 Egg Bowl is the other
- Accounted for all six of the Bulldogs' 20+ yard plays vs. Kentucky, including rushes of 49- and 36-yards
- The first MSU QB in school history to rush for over 100 yards and pass for over 100 yards in his first career start vs. Kentucky ... Was named SEC Freshman of the Week for his efforts
- Replaced Tommy Stevens in the first quarter **at #7 Auburn (9/28)**, finishing the game 12 of 23 passing for 209 yards and two touchdowns
- Rushed 16 yards against Auburn for 89 yards and a score, finishing with 298 total yards
- Orchestrated a 75-yard scoring drive in his first series at quarterback against Auburn, capping it off with his first touchdown of his career with a 9-yard touchdown pass to Stephen Guidry
- Completed a 47-yard completion to Farrod Green late in the second quarter against Auburn for the Bulldogs' longest passing play from scrimmage on the year
- Started the second half **at Tennessee (10/12)**, finishing the game 5-of-10 passing for 79 yards, one touchdown and one interception
- In just his second career start, accounted for 304 yards of total offense, rushing for a touchdown and throwing for a touchdown **vs. #2 LSU (10/19)** ... Provided 12-yard TD run in second quarter that made it a two-point deficit
- Threw for a career-high 238 yards and completed 60.7 percent of his passes vs. #2 LSU
- Fired a season-high three touchdown passes **at Texas A&M (10/26)**, finishing the game with 258 yards of total offense

### SHRADER'S CAREER PASSING/RUSHING STATS

YEAR	G/S	CMP	ATT	INT	PCT	YDS	TD	LG	RUSH	YDS	TD	LG
2019	8/3	75	136	5	.551	1022	4	47	93	503	3	49
<b>TOTAL</b>	<b>8/3</b>	<b>75</b>	<b>136</b>	<b>5</b>	<b>.551</b>	<b>1022</b>	<b>4</b>	<b>47</b>	<b>93</b>	<b>503</b>	<b>3</b>	<b>49</b>

### SHRADER'S 2019 GAME-BY-GAME PASSING/RUSHING STATS

OPPONENT	G/S	CMP	ATT	INT	PCT	YDS	TD	LG	RUSH	YDS	TD	LG
at Louisiana						---	DNP	---				
Southern Miss	1/0	7	11	0	.636	71	0	17	9	16	0	10
Kansas State	1/0	4	12	0	.333	51	0	26	10	82	1	16
Kentucky	1/1	17	22	1	.773	180	0	25	11	125	0	49
at Auburn	1/0	12	23	0	.522	209	2	47	16	89	1	24
at Tennessee	1/0	5	10	1	.500	79	1	21	13	62	0	14
LSU	1/1	17	28	2	.607	238	1	29	19	66	1	12
at Texas A&M	1/1	13	30	1	.433	194	3	38	14	64	0	14
at Arkansas						---	DNP	---				
Alabama	1/0	0	0	0	.000	0	0	0	1	-1	0	0
Abilene Christian												
Ole Miss												
<b>TOTAL</b>	<b>8/3</b>	<b>75</b>	<b>136</b>	<b>5</b>	<b>.551</b>	<b>1022</b>	<b>7</b>	<b>47</b>	<b>92</b>	<b>503</b>	<b>3</b>	<b>49</b>



# MAURICE SMITHERMAN

**Cornerback**  
Senior • 5-10 • 195  
Adamsville, Ala. (Minor)  
Major: Human Development/Family Sciences

# 8

- Preseason All-SEC Honorable Mention (PFF)
- Quick, talented defensive back who is a lockdown corner
- Saw significant action last season as a reserve cornerback and moves into a starting role
- Appeared in 42 contests with eight starts
- Totaled 48 tackles, two interceptions and five passes defended over his career
- Matched career high with five total tackles at **Tennessee (10/12)**
- Suffered a season-ending lower body injury at practice on Oct. 16

### SMITHERMAN'S CAREER DEFENSIVE STATS

YEAR	G/S	UA	A	TT	TFL-YDS	SACKS-YDS	INT	PBU	FF	FR
2016	10/0	4	1	5	0-0	0-0	1	0	0	0
2017	13/0	3	3	6	0-0	0-0	0	0	0	0
2018	13/2	11	12	23	0-0	0-0	1	3	1	0
2019	6/6	10	4	14	0-0	0-0	0	0	0	0
<b>TOTAL</b>	<b>42/8</b>	<b>28</b>	<b>20</b>	<b>48</b>	<b>0-0</b>	<b>0-0</b>	<b>2</b>	<b>3</b>	<b>1</b>	<b>0</b>

### SMITHERMAN'S 2019 GAME-BY-GAME DEFENSIVE STATS

OPPONENT	G/S	UA	A	TT	TFL-YDS	SACKS-YDS	INT	PBU	FF	FR
at Louisiana	1/1	1	0	1	0-0	0-0	0	0	0	0
Southern Miss	1/1	1	2	3	0-0	0-0	0	0	0	0
Kansas State	1/1	1	1	2	0-0	0-0	0	0	0	0
Kentucky	1/1	1	0	1	0-0	0-0	0	0	0	0
at Auburn	1/1	2	0	2	0-0	0-0	0	0	0	0
at Tennessee	1/1	4	1	5	0-0	0-0	0	0	0	0
LSU		---DNP---								
at Texas A&M		---DNP---								
at Arkansas		---DNP---								
Alabama		---DNP---								
Abilene Christian										
Ole Miss										
<b>TOTAL</b>	<b>6/6</b>	<b>10</b>	<b>4</b>	<b>14</b>	<b>0-0</b>	<b>0-0</b>	<b>0</b>	<b>0</b>	<b>0</b>	<b>0</b>



# MARQUISS SPENCER

**Defensive End**  
Junior • 6-2 • 285  
Greenwood, Miss. (Greenwood)  
Major: Interdisciplinary Studies

# 42

- Talented pass rusher who took over a starting role at defensive end
- Appeared in 39 total games with 10 starts
- Tied for third in the SEC in forced fumbles (2) this season
- In first career start **vs. Louisiana (8/31)**, had three tackles and forced a fumble
- Forced a fumble in the second quarter on a **Southern Miss (9/7)** third-down attempt, his second straight game with a forced fumble
- Added four total tackles against Southern Miss, including his first TFL and sack of the season
- Erupted for a career-high six tackles and one tackle for loss at **Texas A&M (10/26)** ... Was his first TFL since Week 3
- According to PFF, delivered the highest run grade among SEC edge defenders in Week 8 against the Aggies (85.3) with all six of his solo stops coming on 19 run defensive snaps
- Collected three tackles, including 0.5 for loss, and one QB hurry in win at **Arkansas (11/2)**
- Picked up a season-best and game-high 1.5 tackles for loss in a five tackle performance **vs. #4 Alabama (11/16)**
- Enters the Abilene Christian game with a combined 3 tackles for loss in his last three games

### SPENCER'S CAREER DEFENSIVE STATS

YEAR	G/S	UA	A	TT	TFL-YDS	SACKS-YDS	INT	PBU	FF	FR
2016	12/0	9	8	17	3.0-12	1.0-9	0	0	0	1
2017	13/0	5	14	19	4.5-16	1.0-6	0	2	0	2
2018	4/0	1	2	3	0.5-1	0.0-0	0	0	0	0
2019	10/10	18	12	30	4.5-10	1.0-5	0	1	2	0
<b>TOTAL</b>	<b>39/10</b>	<b>33</b>	<b>36</b>	<b>69</b>	<b>12.5-39</b>	<b>3.0-20</b>	<b>0</b>	<b>3</b>	<b>2</b>	<b>3</b>

### SPENCER'S 2019 GAME-BY-GAME DEFENSIVE STATS

OPPONENT	G/S	UA	A	TT	TFL-YDS	SACKS-YDS	INT	PBU	FF	FR
at Louisiana	1/1	3	0	3	0.0-0	0-0	0	0	1	0
Southern Miss	1/1	3	1	4	1.0-5	1-5	0	0	1	0
Kansas State	1/1	0	1	1	0.5-1	0-0	0	0	0	0
Kentucky	1/1	1	1	2	0.0-0	0-0	0	0	0	0
at Auburn	1/1	1	2	3	0.0-0	0-0	0	0	0	0
at Tennessee	1/1	0	1	1	0.0-0	0-0	0	0	0	0
LSU	1/1	0	2	2	0.0-0	0-0	0	1	0	0
at Texas A&M	1/1	6	0	6	1.0-1	0-0	0	0	0	0
at Arkansas	1/1	0	3	3	0.5-1	0-0	0	0	0	0
Alabama	1/1	4	1	5	1.5-2	0-0	0	0	0	0
Abilene Christian										
Ole Miss										
<b>TOTAL</b>	<b>10/10</b>	<b>18</b>	<b>12</b>	<b>30</b>	<b>4.5-10</b>	<b>1-5</b>	<b>0</b>	<b>1</b>	<b>2</b>	<b>0</b>



# GEOR'QUARIUS SPIVEY

**Tight End**  
Redshirt Freshman • 6-5 • 250  
Monroe, La. (Richwood)  
Major: Business Administration

# 11


- A speedy and physical tight end who enters his second season
- Played in 13 career contests with one start
- Made his first collegiate start **vs. Kentucky (9/21)**
- Recorded the first reception of his career, hauling in a 12-yard pass at **#7 Auburn (9/28)**
- Hauled in his second career pass, a 7-yarder in win at **Arkansas (11/2)**

### SPIVEY'S CAREER RECEIVING STATS

YEAR	G/S	REC	YDS	AVG	TD	LP/OPPONENT
2018	3/0	0	0	0.0	0	NA
2019	10/1	2	19	9.5	0	12/AUBURN
<b>TOTAL</b>	<b>13/1</b>	<b>2</b>	<b>19</b>	<b>9.5</b>	<b>0</b>	<b>12/AUBURN</b>

### SPIVEY'S 2019 GAME-BY-GAME RECEIVING STATS

OPPONENT	G/S	REC	YDS	AVG	TD	LG
at Louisiana	1/0	0	0	0.0	0	0
Southern Miss	1/0	0	0	0.0	0	0
Kansas State	1/0	0	0	0.0	0	0
Kentucky	1/1	0	0	0.0	0	0
at Auburn	1/0	1	12	12.0	0	12
at Tennessee	1/0	0	0	0.0	0	0
LSU	1/0	0	0	0.0	0	0
at Texas A&M	1/0	0	0	0.0	0	0
at Arkansas	1/0	1	7	7.0	0	7
Alabama	1/0	0	0	0.0	0	0
Abilene Christian						
Ole Miss						
<b>TOTAL</b>	<b>10/1</b>	<b>2</b>	<b>19</b>	<b>9.5</b>	<b>0</b>	<b>12</b>



# TOMMY STEVENS

**Quarterback**  
Senior • 6-5 • 235  
Indianapolis, Ind. (Penn State)  
Major: Community College Education



# 7

- Senior Bowl Watch List
- Graduate transfer quarterback from Penn State
- Named the starting quarterback heading into the season
- Graduated from Penn State in December 2018 with a degree in telecommunications
- Thrown at least one TD pass to four different receivers so far this season
- Responsible for nine touchdowns this season (7 passing, 2 rushing)
- Started for the first time in his college career **vs. Louisiana (8/31)**
- It was his first start at any level since Nov. 7, 2014 in high school
- In MSU debut, went 20-of-30 passing for 236 yards and two TDs and rushed 11 times for 37 yards and one TD vs. Louisiana
- Improved to 2-0 as a starter, including his first at home inside Davis Wade Stadium, with a 38-15 victory vs. **Southern Miss (9/7)**
- For the second straight game, connected with WR Osirus Mitchell for a TD on MSU's opening drive with a 28-yard score
- Went 7-of-7 passing for 84 yards and a TD in the first quarter, and on the next play threw an 11-yard TD strike to WR Stephen Guidry.
- Connected on his first nine passing attempts (105 yards, two TDs) before an incompletion late in the second quarter
- It was the longest streak for a MSU quarterback to start the game since QB Dak Prescott completed his first 12 passing attempts against Arkansas in 2015
- Left the USM game late in the second quarter with an injury and did not return
- Scored MSU's first touchdown **vs. Kansas State (9/14)** on a 2-yard run with 5:39 in the second quarter for his second rushing TD this season and first since the season opener
- Connected on seven of his 15 passing attempts against the Wildcats for 100 yards and hit Osirus Mitchell for a career-long, 35-yard touchdown pass
- Left the K-State game during the third quarter due to an upper body injury
- Did not see action **vs. Kentucky (9/21)** due to an upper body injury
- Earned the start at **Auburn (9/28)** but left the game in the first quarter due to a lower body injury
- Started the game at quarterback at **Tennessee (10/12)**, completing 6-of-11 passes for 67 yards and rushing nine times for 26 yards in the first half
- Made the start at **Arkansas (11/2)**, finishing with 246 yards of total offense, including a career-high 74 yards rushing ... Fired two touchdown passes to Osirus Mitchell and Farrod Green

### STEVENS' CAREER PASSING/RUSHING STATS

YEAR	G/S	CMP	ATT	INT	PCT	YDS	TD	LG	RUSH	YDS	TD	LG
2019	7/7	67	108	5	.620	769	7	42	59	222	2	15
<b>TOTAL</b>	<b>7/7</b>	<b>67</b>	<b>108</b>	<b>5</b>	<b>.620</b>	<b>769</b>	<b>7</b>	<b>42</b>	<b>59</b>	<b>222</b>	<b>2</b>	<b>15</b>

### STEVENS' 2019 GAME-BY-GAME PASSING/RUSHING STATS

OPPONENT	G/S	CMP	ATT	INT	PCT	YDS	TD	LG	RUSH	YDS	TD	LG
at Louisiana	1/1	20	30	0	.667	236	2	31	11	37	1	14
Southern Miss	1/1	9	10	0	.900	105	2	28	6	0	0	6
Kansas State	1/1	7	15	2	.467	100	1	35	7	5	1	4
Kentucky					---	DNP---						
at Auburn	1/1	1	3	0	.333	7	0	7	1	-16	0	0
at Tennessee	1/1	6	11	2	.545	67	0	19	9	26	0	10
LSU					---	DNP---						
at Texas A&M					---	DNP---						
at Arkansas	1/1	12	18	0	.667	172	2	42	15	74	0	15
Alabama	1/1	12	21	1	.571	82	0	30	10	96	0	46
Abilene Christian												
Ole Miss												
<b>TOTAL</b>	<b>7/7</b>	<b>67</b>	<b>108</b>	<b>5</b>	<b>.620</b>	<b>769</b>	<b>7</b>	<b>42</b>	<b>59</b>	<b>222</b>	<b>2</b>	<b>15</b>



## DEDDRICK THOMAS

Wide Receiver  
Senior • 5-9 • 190  
Memphis, Tenn. (Memphis Central)  
Major: Psychology



# 2

- Senior Bowl Watch List
- Returning shifty slot receiver who is in his fifth year with the program
- Also a major contributor in the return game with one touchdown to his credit
- An SEC graduate, earning his degree in kinesiology in May 2019
- Provides great experience with 46 career games played and 17 starts
- Collected 68 career receptions for 840 yards
- Hauled in multiple receptions in nine of 10 contests this season
- Caught a 17-yard touchdown in the fourth quarter **at Tennessee (10/12)** for his first score of the season
- MSU's second-leading receiver **vs. #2 LSU (10/19)**, collecting three receptions for 31 yards, including a beautiful diving catch in the middle of the field in the first half
- Tied for team lead in catches at **Texas A&M (10/26)**, making three for 43 yards
- Caught a 42-yard pass as part of a game-high 59 yards receiving in win **at Arkansas (11/2)**

### THOMAS' CAREER RECEIVING STATS

YEAR	G/S	REC	YDS	AVG	TD	LP/OPPONENT
2016	10/0	5	44	8.8	1	15/UMASS
2017	13/0	22	227	10.3	4	24/CSU
2018	13/8	19	256	13.5	2	44/LOUISIANA
2019	10/9	22	313	14.2	1	42/ARKANSAS
<b>TOTAL</b>	<b>46/17</b>	<b>68</b>	<b>840</b>	<b>12.4</b>	<b>8</b>	<b>44/LOUISIANA</b>

### THOMAS' 2019 GAME-BY-GAME RECEIVING STATS

OPPONENT	G/S	REC	YDS	AVG	TD	LG
at Louisiana	1/1	2	19	9.5	0	10
Southern Miss	1/1	1	12	12.0	0	12
Kansas State	1/1	2	32	16.0	0	26
Kentucky	1/0	2	46	23.0	0	25
at Auburn	1/1	2	22	11.0	0	12
at Tennessee	1/1	2	25	12.5	1	17
LSU	1/1	3	31	10.3	0	17
at Texas A&M	1/1	3	43	14.3	0	25
at Arkansas	1/1	2	59	29.5	0	42
Alabama	1/1	2	6	3.0	0	5
Abilene Christian						
Ole Miss						
<b>TOTAL</b>	<b>10/9</b>	<b>22</b>	<b>313</b>	<b>14.2</b>	<b>1</b>	<b>42</b>



## ERROLL THOMPSON

Linebacker  
Junior • 6-1 • 250  
Florence, Ala. (Florence)  
Major: Interdisciplinary Studies

# 40

- Voted a team captain by his fellow teammates
- Smart, instinctive, hard-hitting junior who is one of the best linebackers in college football
- In his fourth year with the program and his second as a primary starter
- Appeared in 36 career games with 26 starts
- Collected 205 career total tackles, including 17 for loss and 6.5 sacks
- Has recorded four double-digit tackling games during his career
- The team leader in tackles and is currently 11th in the SEC with 72
- Led all Bulldog tacklers with 10 in the season opener **vs. Louisiana (8/31)**
- Turned in his second double-digit tackling game of the season **at Tennessee (10/12)** with a season-high 12 tackles, including his first tackle for loss of the year
- Provided seven tackles, including 0.5 for loss, and one quarterback hurry of Joe Burrow **vs. #2 LSU (10/19)**
- Turned in an eight-tackle game in win **at Arkansas (11/2)**
- Team leader in tackles with nine, including 0.5 sacks, one tackle for loss of five yards and a quarterback hurry **vs. #4 Alabama (11/16)**

### THOMPSON'S CAREER DEFENSIVE STATS

YEAR	G/S	UA	A	TT	TFL-YDS	SACKS-YDS	INT	PBU	FF	FR
2017	13/3	21	25	46	5.5-36	2.5-18	0	1	1	0
2018	13/13	31	56	87	9.0-34	3.5-26	2	0	0	0
2019	10/10	31	41	72	2.5-8	0.5-4	0	1	0	1
<b>TOTAL</b>	<b>36/26</b>	<b>81</b>	<b>115</b>	<b>196</b>	<b>16.0-73</b>	<b>6.0-44</b>	<b>2</b>	<b>2</b>	<b>1</b>	<b>1</b>

### THOMPSON'S 2019 GAME-BY-GAME DEFENSIVE STATS

OPPONENT	G/S	UA	A	TT	TFL-YDS	SACKS-YDS	INT	PBU	FF	FR
at Louisiana	1/1	9	1	10	0.0-0	0.0-0	0	0	0	1
Southern Miss	1/1	1	3	4	0.0-0	0.0-0	0	0	0	0
Kansas State	1/1	1	8	9	0.0-0	0.0-0	0	0	0	0
Kentucky	1/1	4	3	7	0.0-0	0.0-0	0	1	0	0
at Auburn	1/1	1	0	1	0.0-0	0.0-0	0	0	0	0
at Tennessee	1/1	5	8	13	1.0-2	0.0-0	0	0	0	0
LSU	1/1	3	4	7	0.5-1	0.0-0	0	0	0	0
at Texas A&M	1/1	2	2	4	0.0-0	0.0-0	0	0	0	0
at Arkansas	1/1	3	5	8	0.0-0	0.0-0	0	0	0	0
Alabama	1/1	2	7	9	1.0-5	0.5-4	0	0	0	0
Abilene Christian										
Ole Miss										
<b>TOTAL</b>	<b>10/10</b>	<b>31</b>	<b>41</b>	<b>72</b>	<b>2.5-8</b>	<b>0.5-4</b>	<b>0</b>	<b>1</b>	<b>0</b>	<b>1</b>



# KEYTAON THOMPSON

Quarterback  
Junior • 6-4 • 235  
New Orleans, La. (Landry-Walker)  
Major: Sports Studies

# 10

- Exceptional dual-threat quarterback, who is 2-0 as a starter with 18 career touchdowns
- Led the Bulldogs to a 2017 TaxSlayer Bowl victory in his first career start
- Also started the 2018 season opener in place of Nick Fitzgerald
- Played in 19 games with two starts
- Owns three 100-yard rushing games
- Has not seen any action in 2019

### THOMPSON'S CAREER PASSING/RUSHING STATS

YEAR	G/S	CMP	ATT	INT	PCT	YDS	TD	LG	RUSH	YDS	TD	LG
2017	10/1	32	66	2	.485	388	2	32	75	448	6	40
2018	9/1	18	39	1	.462	458	6	84	24	226	4	25
2019	0/0	0	0	0	.000	0	0	0	0	0	0	0
<b>TOTAL</b>	<b>19/2</b>	<b>50</b>	<b>105</b>	<b>3</b>	<b>.476</b>	<b>846</b>	<b>8</b>	<b>84</b>	<b>99</b>	<b>672</b>	<b>10</b>	<b>40</b>

### THOMPSON'S 2019 GAME-BY-GAME PASSING/RUSHING STATS

OPPONENT	G/S	CMP	ATT	INT	PCT	YDS	TD	LG	RUSH	YDS	TD	LG
at Louisiana					---DNP---							
Southern Miss					---DNP---							
Kansas State					---DNP---							
Kentucky					---DNP---							
at Auburn					---DNP---							
at Tennessee					---DNP---							
LSU					---DNP---							
at Texas A&M					---DNP---							
at Arkansas					---DNP---							
Alabama					---DNP---							
Abilene Christian					---DNP---							
Ole Miss					---DNP---							
<b>TOTAL</b>	<b>0/0</b>	<b>0</b>	<b>0</b>	<b>0</b>	<b>.000</b>	<b>0</b>	<b>0</b>	<b>0</b>	<b>0</b>	<b>0</b>	<b>0</b>	<b>0</b>



# TIM WASHINGTON

Linebacker  
Senior • 6-3 • 240  
Yazoo City, Miss. (Yazoo City)  
Major: Workforce Education Leadership



# 41


- An imposing, veteran linebacker who is an option at the position
- Played in 47 career games and serves as the backup Mike linebacker
- An SEC graduate, who earned his undergraduate degree in industrial technology in May
- Totaled 44 career tackles, including 3.5 for loss
- In 2019, tied for third in the SEC in forced fumbles through 10 games (2)
- Collected a season-high six tackles, including 1.0 for loss, **vs. Kansas State (9/14)**
- Recorded two tackles including the first sack of his career **vs. Kentucky (9/21)**
- Totaled four tackles and forced two fumbles, the firsts of his career, **at #7 Auburn (9/28)**
- Did not see action **at Tennessee (10/12)** due to an upper-body injury
- Came off the bench for two tackles **vs. #4 Alabama (11/16)**

### WASHINGTON'S CAREER DEFENSIVE STATS

YEAR	G/S	UA	A	TT	TFL-YDS	SACKS-YDS	INT	PD	FF	FR
2016	12/0	0	0	0	0-0	0-0	0	0	0	0
2017	13/0	1	7	8	0-0	0-0	0	0	0	0
2018	13/0	5	16	21	1.5-3	0-0	0	0	0	0
2019	9/0	6	9	15	2.0-8	1-7	0	0	2	0
<b>TOTAL</b>	<b>47/0</b>	<b>12</b>	<b>32</b>	<b>44</b>	<b>3.5-11</b>	<b>1-7</b>	<b>0</b>	<b>0</b>	<b>2</b>	<b>0</b>

### WASHINGTON'S 2019 GAME-BY-GAME DEFENSIVE STATS

OPPONENT	G/S	UA	A	TT	TFL-YDS	SACKS-YDS	INT	PD	FF	FR
at Louisiana	1/0	0	0	0	0.0-0	0.0-0	0	0	0	0
Southern Miss	1/0	0	0	0	0.0-0	0.0-0	0	0	0	0
Kansas State	1/0	1	5	6	1.0-1	0.0-0	0	0	0	0
Kentucky	1/0	1	1	2	1.0-7	1.0-7	0	0	0	0
at Auburn	1/0	4	0	4	0.0-0	0.0-0	0	0	2	0
at Tennessee					---DNP---					
LSU	1/0	0	0	0	0.0-0	0.0-0	0	0	0	0
at Texas A&M	1/0	0	1	1	0.0-0	0.0-0	0	0	0	0
at Arkansas	1/0	0	0	0	0.0-0	0.0-0	0	0	0	0
Alabama	1/0	0	2	2	0.0-0	0.0-0	0	0	0	0
Abilene Christian										
Ole Miss										
<b>TOTAL</b>	<b>9/0</b>	<b>6</b>	<b>9</b>	<b>15</b>	<b>2.0-8</b>	<b>1.0-7</b>	<b>0</b>	<b>0</b>	<b>2</b>	<b>0</b>



# AUSTIN WILLIAMS

Wide Receiver  
Sophomore - 6-3 - 200  
Ocean Springs, Miss. (Ocean Springs)  
Major: Finance

# 85

- Promising sophomore receiver with good size and tremendous hands
- Appeared in 23 contests, making five starts
- Collected 18 receptions for 241 career yards and four touchdowns for his career
- Had a 12-yard TD catch to give MSU a 35-14 lead in the fourth quarter **vs. Louisiana (8/31)**
- It was the fourth TD catch of his career and his first since hauling in a pair of TD passes vs. Arkansas on Nov. 17, 2018
- Made a 10-yard catch in the fourth quarter **at Texas A&M (10/26)**, his first since the SEC opener
- Provided his second multi-catch game of the year with two catches for 18 yards in win **at Arkansas (11/2)**

### WILLIAMS' CAREER RECEIVING STATS

YEAR	G/S	REC	YDS	AVG	TD	LP/OPPONENT
2018	13/5	10	137	13.7	3	33/ARKANSAS
2019	10/0	8	104	13.0	1	28/LOUISIANA
<b>TOTAL</b>	<b>23/5</b>	<b>18</b>	<b>241</b>	<b>13.4</b>	<b>4</b>	<b>33/ARKANSAS</b>

### WILLIAMS' 2019 GAME-BY-GAME RECEIVING STATS

OPPONENT	G/S	REC	YDS	AVG	TD	LG
at Louisiana	1/0	3	43	14.3	1	28
Southern Miss	1/0	1	13	13.0	0	13
Kansas State	1/0	0	0	0.0	0	0
Kentucky	1/0	1	20	20.0	0	20
at Auburn	1/0	0	0	0.0	0	0
at Tennessee	1/0	0	0	0.0	0	0
LSU	1/0	0	0	0.0	0	0
at Texas A&M	1/0	1	10	10.0	0	10
at Arkansas	1/0	2	18	9.0	0	11
Alabama	1/0	0	0	0.0	0	0
Abilene Christian						
Ole Miss						
<b>TOTAL</b>	<b>10/0</b>	<b>8</b>	<b>104</b>	<b>13.0</b>	<b>1</b>	<b>28</b>



# TYLER WILLIAMS

Cornerback  
Sophomore - 6-2 - 175  
Oxford, Miss. (Lafayette)  
Major: Business Administration

# 13

- Lockdown, lengthy corner who is poised for a strong sophomore campaign
- Appeared in 15 games with three starts to his credit
- Totaled 25 career tackles and has broken up four passes
- Broke up a career-high two passes **vs. Louisiana (8/31)**
- Set career high with three tackles **vs. Southern Miss (9/7)** and added the first fumble recovery of his career
- Earned the start in place of an injured Cameron Dantzier **vs. Kansas State (9/14)** and collected three tackles
- Did not see action **at #7 Auburn (9/28)**, **at Tennessee (10/12)** and **vs. #2 LSU (10/19)** due to injury
- Returned from injury, seeing his first action since Week 4 when he made one tackle and notched a quarterback hurry **at Texas A&M (10/27)**
- Made his second career start and collected one tackle **at Arkansas (11/2)**
- Racked up a career-best eight tackles and the first forced fumble of his career **vs. #4 Alabama (11/16)** ... Forced fumble came in the first quarter

### WILLIAMS' CAREER DEFENSIVE STATS

YEAR	G/S	UA	A	TT	TFL-YDS	SACKS-YDS	INT	PBU	FF	FR
2018	9/0	4	2	6	0-0	0-0	0	1	0	0
2019	7/3	8	11	19	0-0	0-0	0	3	1	1
<b>TOTAL</b>	<b>16/2</b>	<b>12</b>	<b>13</b>	<b>25</b>	<b>0-0</b>	<b>0-0</b>	<b>0</b>	<b>4</b>	<b>1</b>	<b>1</b>

### WILLIAMS' 2019 GAME-BY-GAME DEFENSIVE STATS

OPPONENT	G/S	UA	A	TT	TFL-YDS	SACKS-YDS	INT	PBU	FF	FR
at Louisiana	1/0	0	0	0	0-0	0-0	0	2	0	0
Southern Miss	1/0	1	2	3	0-0	0-0	0	0	0	1
Kansas State	1/1	0	3	3	0-0	0-0	0	0	0	0
Kentucky	1/0	2	1	3	0-0	0-0	0	1	0	0
at Auburn					---DNP---					
at Tennessee					---DNP---					
LSU					---DNP---					
at Texas A&M	1/0	1	0	1	0-0	0-0	0	0	0	0
at Arkansas	1/1	1	0	1	0-0	0-0	0	0	0	0
Alabama	1/1	3	5	8	0-0	0-0	0	0	1	0
Abilene Christian										
Ole Miss										
<b>TOTAL</b>	<b>7/3</b>	<b>8</b>	<b>11</b>	<b>19</b>	<b>0-0</b>	<b>0-0</b>	<b>0</b>	<b>3</b>	<b>1</b>	<b>1</b>





# LEE WITHERSPOON

Running Back  
Freshman • 5-10 • 205  
Birmingham, Ala. (North Jackson)  
Major: Undeclared

# 22

- Outstanding true freshman running back who shattered Alabama state records at North Jackson High School
- Holds Alabama state records for single-season rushing TDs (53) and total TDs (59)
- Recorded first career TD with a 22-yard run in the fourth quarter **vs. Southern Miss (9/7)**
- Finished with 40 yards on seven carries against the Golden Eagles
- Recorded the first reception of his career with an 18-yard catch **at Tennessee (10/12)**
- Saw significant action in second half **vs. #2 LSU (10/19)**, catching two passes for 16 yards
- Returned the first kickoff of his career with a 15-yard return in the fourth quarter at **Texas A&M (10/26)**
- Delivered his highest output in an SEC game with 24 yards on the ground on five carries **at Arkansas (11/2)**

### WITHERSPOON'S CAREER RUSHING/RECEIVING STATS

YEAR	G/S	RUSH	YDS	AVG	TD	LG	REC	YDS	AVG	TD	LG
2019	8/0	17	71	4.2	1	22	4	37	9.3	0	18
<b>Total</b>	<b>8/0</b>	<b>17</b>	<b>71</b>	<b>4.2</b>	<b>1</b>	<b>22</b>	<b>4</b>	<b>37</b>	<b>9.3</b>	<b>0</b>	<b>18</b>

### WITHERSPOON'S 2019 GAME-BY-GAME RUSHING/RECEIVING STATS

OPPONENT	G/S	RUSH	YDS	AVG	TD	LG	REC	YDS	AVG	TD	LG
at Louisiana							---	DNP---			
Southern Miss	1/0	7	40	5.7	1	22	0	0	0.0	0	0
Kansas State	1/0	3	4	1.3	0	2	0	0	0.0	0	0
Kentucky	1/0	0	0	0.0	0	0	0	0	0.0	0	0
at Auburn	1/0	2	3	2.5	0	0	0	0	0.0	0	0
at Tennessee	1/0	0	0	0.0	0	0	1	18	18.0	0	18
LSU	1/0	0	0	0.0	0	0	2	16	8.0	0	12
at Texas A&M	1/0	0	0	0.0	0	0	0	0	0.0	0	0
at Arkansas	1/0	5	24	4.8	0	9	0	0	0.0	0	0
Alabama	1/0	0	0	0	0	0	1	3	3.0	0	3
Abilene Christian											
Ole Miss											
<b>TOTAL</b>	<b>8/0</b>	<b>17</b>	<b>71</b>	<b>4.2</b>	<b>1</b>	<b>22</b>	<b>4</b>	<b>37</b>	<b>9.3</b>	<b>0</b>	<b>18</b>



# ISAIAH ZUBER

Wide Receiver  
Senior • 6-0 • 190  
Stone Mountain, Ga. (Kansas State)  
Major: Workforce Education Leadership



# 12

- An athletic, lockdown graduate transfer who can play multiple receiver positions
- Also contributes on special teams as the primary kickoff return option
- Kansas State's top receiver in 2018 with 52 catches, 619 yards and five touchdowns
- Including his Kansas State career, has caught 13 career touchdown passes (2 at MSU, 11 at KState)
- Made his MSU debut **vs. Louisiana (8/31)**, hauling in a reception for 14 yards
- Returned two kicks vs. the Ragin' Cajuns for a total of 36 yards
- Made his first start as a Bulldog **vs. Kentucky (9/21)**, recording three receptions for 16 yards
- Hauled in a 20-yard catch **at #7 Auburn (9/28)**
- Earned his second start of the season **at Tennessee (10/12)**, rushing one time for four yards
- Solid game vs. **#2 LSU (10/19)**, making three catches for 53 yards, including a long of 29
- Provided a season-long 28-yard kickoff return in the second quarter against the Tigers
- MSU's top receiver **at Texas A&M (10/26)**, notching the first two TDs of his Bulldog career on a three-catch, 58-yard day ... Was the third 2-TD game of his career (had two as a junior at Kansas State) ... Both TDs came in the second half, including a 38-yarder in the fourth quarter
- Became the first Bulldog of the season with a 2-TD receiving game and first since Austin Williams vs. Arkansas in 2018
- Finished the Texas A&M game with 140 all-purpose yards, second-most on the day, after a season-high 80 yards on kickoff returns (averaged 20.0 ypr)

### ZUBER'S MSU CAREER RECEIVING STATS

YEAR	G/S	REC	YDS	AVG	TD	LP/OPPONENT
2019	10/2	14	211	15.0	2	38/TEXAS A&M
<b>TOTAL</b>	<b>10/2</b>	<b>14</b>	<b>211</b>	<b>15.0</b>	<b>2</b>	<b>38/TEXAS A&amp;M</b>

### ZUBER'S MSU CAREER KICK RETURN STATS

YEAR	G/S	KR	YDS	AVG	LG	TD
2019	10/2	9	171	19.0	28	0
<b>TOTAL</b>	<b>10/2</b>	<b>9</b>	<b>171</b>	<b>19.0</b>	<b>28</b>	<b>0</b>

### ZUBER'S 2019 GAME-BY-GAME RECEIVING STATS

OPPONENT	G/S	REC	YDS	AVG	TD	LG
at Louisiana	1/0	1	14	14.0	0	14
Southern Miss	1/0	2	23	11.5	0	17
Kansas State	1/0	0	0	0.0	0	0
Kentucky	1/1	3	16	5.3	0	7
at Auburn	1/0	1	20	20.0	0	20
at Tennessee	1/1	0	0	0.0	0	0
LSU	1/0	3	53	17.7	0	29
at Texas A&M	1/0	3	58	19.3	2	38
at Arkansas	1/0	1	27	27.0	0	27
Alabama	1/0	0	0	0	0	0
Abilene Christian						
Ole Miss						
<b>TOTAL</b>	<b>10/2</b>	<b>14</b>	<b>211</b>	<b>15.0</b>	<b>2</b>	<b>38</b>

# GAME 1

**MSU** **38**  
**Louisiana** **28**

Aug. 31, 2019  
 Mercedes-Benz Superdome  
 New Orleans, La.  
 22,440

## Mississippi State

RUSHING	Att.	Gain	Lost	Net	TD	Long	Avg.
Kylin Hill	27	197	0	197	1	20	7.3
Tommy Stevens	11	44	7	37	1	14	3.4
Nick Gibson	2	27	0	27	1	19	13.5

PASSING	Com	Att	Int	Yds	TD	Long	Sacks
Tommy Stevens	20	30	0	236	2	31	2

RECEIVING	No.	Yds.	TD	Long
Osirus Mitchell	6	88	1	31
Stephen Guidry	4	36	0	19
Austin Williams	3	43	1	28
Dedrick Thomas	2	19	0	10
Isaiah Zuber	1	14	0	14
Dontea Jones	1	14	0	14
Kylin Hill	1	10	0	10
JaVonta Payton	1	9	0	9
Farrad Green	1	3	0	3

PUNTING	No.	Yds.	Avg.	Long	I20	TB
Tucker Day	2	80	40.0	42	2	0

FIELD GOALS	Att.	Made	Long	KICKS
Jordan Lawless	2	1	37	missed 27

ALL RETURNS	Punts			Kickoffs			Intercepted		
	No.	Yds.	Lg.	No.	Yds.	Lg.	No.	Yds.	Lg.
Isaiah Zuber	0	0	0	2	36	22	0	0	0
Cameron Dantzler	0	0	0	0	0	0	1	0	0
Maurice Smitherman	0	0	0	0	0	0	1	0	0
Malik Dear	2	40	40	0	0	0	0	0	0
Taury Dixon	1	0	0	0	0	0	0	0	0
Brian Cole II	0	0	0	1	18	18	0	0	0

## Louisiana

RUSHING	Att.	Gain	Lost	Net	TD	Long	Avg.
Raymond Calais	8	80	0	80	0	26	10.0
Trey Ragas	9	63	0	63	1	17	7.0
Elija Mitchell	14	31	0	31	1	9	2.2
Levi Lewis	6	18	28	-10	1	10	-1.7

PASSING	Com	Att	Int	Yds	TD	Long	Sacks
Levi Lewis	23	9	2	267	1	32	1

RECEIVING	No.	Yds.	TD	Long
Jamal Bell	8	113	0	22
Ja'Mar Bradley	6	93	0	32
Raymond Calais	3	15	0	11
Peter LeBlanc	2	5	0	4
Elija Mitchell	2	4	0	7
Trey Ragas	1	19	0	19
Nick Ralston	1	11	1	11
Bria Smith Jr.	1	7	0	7

PUNTING	No.	Yds.	Avg.	Long	I20	TB
Rhys Byrns	3	133	44.3	46	1	0

FIELD GOALS	Att.	Made	Long	KICKS
none				

ALL RETURNS	Punts			Kickoffs			Intercepted		
	No.	Yds.	Lg.	No.	Yds.	Lg.	No.	Yds.	Lg.
Ja'Mar Bradley	0	0	0	2	38	23	0	0	0
Raymond Calais	0	0	0	1	19	19	0	0	0
Chris Smith	0	0	0	3	68	30	0	0	0

## MSU Tops Louisiana In New Orleans, 38-28

Playing its first game in the Mercedes-Benz Superdome since 2007, MSU used 497 yards of total offense in **Tommy Stevens'** debut as quarterback to defeat Louisiana, 38-28, in New Orleans. **Kylin Hill** rushed for 197 yards on 27 carries, representing the highest rushing output by a Bulldog in a season opener in program history. Stevens, the graduate transfer from Penn State, didn't waste any time in making an impact as he orchestrated a six-play, 74-yard drive that culminated with a beautiful over-the-shoulder throw to **Osirus Mitchell** for a 31-yard touchdown with 12:27 in the first quarter. With the score tied at 14 all, MSU reeled off 21 unanswered points behind the Stevens-Hill combo. Both accounted for rushing touchdowns. **Malik Dear's** 40-yard punt return early in the fourth quarter set up a Stevens-to-**Austin Williams** 12-yard passing score on the ensuing play to make it 35-14. Stevens finished 20-of-30 with 236 yards passing. The Ragin' Cajuns rallied with 14 straight points, including a 99-yard drive late in the game. **Jordan Lawless'** first career made field goal, a 37-yarder with 1:02 to go, pushed it to a double-digit margin. **Erroll Thompson** led all tacklers with 10 and a fumble recovery. State forced four turnovers - three fumbles and one interception. **Cameron Dantzler** added seven tackles, one fumble recovery and an interception on UL's first offensive play of the game.

<b>Mississippi State</b>	7	14	7	10	<b>- 38</b>
<b>Louisiana</b>	7	7	0	14	<b>- 28</b>

1st	12:27	MSU	Osirus Mitchell 31 yd pass from Tommy Stevens (Jordan Lawless kick)
	03:17	UL	Elija Mitchell 3 yd run (Stevie Artigue kick)
2nd	09:18	MSU	Nick Gibson 8 yd run (Jordan Lawless kick)
	04:31	UL	Nick Ralston 11 yd pass from Levi Lewis (Stevie Artigue kick)
	00:31	MSU	Tommy Stevens 4 yd run (Jordan Lawless kick)
3rd	07:07	MSU	Kylin Hill 5 yd run (Jordan Lawless kick)
4th	13:07	MSU	Austin Williams 12 yd pass from Tommy Stevens (Jordan Lawless kick)
	09:56	UL	Levi Lewis 1 yd run (Stevie Artigue kick)
	02:45	UL	Trey Ragas 17 yd run (Stevie Artigue kick)
	01:02	MSU	Jordan Lawless 37 yd field goal

## Team Stats

	MSU	UL
FIRST DOWNS	29	27
Rushing	15	10
Passing	13	16
Penalty	1	1
NET YARDS RUSHING	261	164
Rushing Attempts	40	37
Average Per Rush	6.5	4.4
NET YARDS PASSING	236	267
Completions-Attempts-Int	20-30-0	24-39-2
Average Per Attempt	7.9	6.8
Average Per Completion	11.8	11.1
TOTAL OFFENSE YARDS	497	431
Total offense plays	70	76
Average Gain Per Play	7.1	5.7
Fumbles: Number-Lost	2-2	3-3
Penalties: Number-Yards	5-40	5-45
PUNTS-YARDS	2-80	3-133
KICKOFFS-YARDS	7-400	5-262
Punt returns: Number-Yards-TD	3-40-0	0-0-0
Kickoff returns: Number-Yds-TD	3-54-0	6-125-0
Interceptions: Number-Yds-TD	1-0-0	0-0-0
Fumble Returns: Number-Yds-TD	0-0-0	0-0-0
Possession Time	31:03	28:57
Third-Down Conversions	4 of 9	4 of 10
Fourth-Down Conversions	1 of 2	0 of 1
Red-Zone Scores-Chances	5-6	4-5
Sacks By: Number-Yards	1-5	2-7
PAT Kicks	5-5	4-4
Field Goals	1-2	0-0
Points off turnovers	7	7

# GAME 2

## Southern Miss MSU

15  
38

Sept. 7, 2019  
Davis Wade Stadium  
Starkville, Miss.  
55,143

### Southern Miss

RUSHING	Att.	Gain	Lost	Net	TD	Long	Avg.
Kevin Perkins	5	51	0	51	0	26	10.2
D. Harris	6	49	0	49	0	18	8.2
Darius Maberry	4	12	0	12	0	8	3.0
S. Anderson	2	11	0	11	0	11	5.5
Dee Baker	1	2	0	2	0	2	2.0
Jaylond Adams	2	2	0	2	0	2	1.0
Jordan Kempf	1	0	5	-5	0	0	-5.0
Jack Abraham	6	10	22	-12	0	4	-2.0

PASSING	Com	Att	Int	Yds	TD	Long	Sacks
Jack Abraham	18	26	2	234	2	65	2

RECEIVING	No.	Yds.	TD	Long
J. Mitchell	6	94	1	65
Tim Jones	5	73	0	25
Jaylond Adams	4	56	1	28
Trevor Terry	1	7	0	7
Kevin Perkins	1	3	0	3
Neil McLaurin	1	1	0	1

PUNTING	No.	Yds.	Avg.	Long	I20	TB
Zac Everett	3	125	41.7	43	0	0
Matt Bromell	2	45	22.5	29	0	0

FIELD GOALS	Att.	Made	Long	KICKS
Andrew Stein	1	0	--	missed 36

ALL RETURNS	Punts			Kickoffs			Intercepted		
	No.	Yds.	Lg.	No.	Yds.	Lg.	No.	Yds.	Lg.
Jaylond Adams	1	2	2	1	12	12	0	0	0
Dee Baker	0	0	0	1	26	26	0	0	0

### Mississippi State

RUSHING	Att.	Gain	Lost	Net	TD	Long	Avg.
Kylin Hill	14	125	2	123	1	22	8.8
L. Witherspoon	7	40	0	40	1	22	5.7
Nick Gibson	5	32	1	31	1	13	6.2
Garrett Shrader	9	23	7	16	0	10	1.8
Tommy Stevens	6	14	14	0	0	6	0.0

PASSING	Com	Att	Int	Yds	TD	Long	Sacks
Garrett Shrader	7	11	0	71	0	17	1
Tommy Stevens	9	10	0	105	2	28	2

RECEIVING	No.	Yds.	TD	Long
Stephen Guidry	3	32	1	11
Osirus Mitchell	2	46	1	28
Isaiah Zuber	2	23	0	17
Kylin Hill	2	19	0	15
Dontea Jones	2	9	0	6
Austin Williams	1	13	0	13
Dedrick Thomas	1	12	0	12
JaVonta Payton	1	10	0	10
Cameron Gardner	1	7	0	7
Robert Rivers	1	5	0	5

PUNTING	No.	Yds.	Avg.	Long	I20	TB
Tucker Day	4	199	49.8	59	3	0

FIELD GOALS	Att.	Made	Long	KICKS
Jace Christmann	2	1	30	made 30; missed 43

ALL RETURNS	Punts			Kickoffs			Intercepted		
	No.	Yds.	Lg.	No.	Yds.	Lg.	No.	Yds.	Lg.
Malik Dear	1	8	8	0	0	0	0	0	0
C.J. Morgan	0	0	0	0	0	0	1	9	9
Martin Emerson	0	0	0	0	0	0	1	45	45

## State Soars Past Golden Eagles in Home Opener, 38-15

In one of the hottest games in Davis Wade Stadium history, MSU jumped out to a 28-0 lead and secured a 38-15 victory over in-state foe Southern Miss to open the home 2019 slate. Kickoff temperature was 94 degrees, representing the hottest in Davis Wade Stadium since 1998. The heat had no effect on the Bulldogs, however. **Tommy Stevens**, making his Starkville debut, completed his first nine passes for 105 yards and two touchdowns before exiting the game due to injury late in the second quarter. Stevens' hot streak to start the game represented the most consecutive completions by an MSU QB since Dak Prescott against Arkansas in 2015. For the second straight game, the combination of Stevens to **Osirus Mitchell** put the Bulldogs on the board on the first drive. Stevens found Mitchell for a 28-yard touchdown with 9:36 to play, and he later connected with **Stephen Guidry** for an 11-yard score. The day belonged to **Kylin Hill**, who put on a show rushing for 123 yards and one touchdown against a stingy USM defense that was ranked in the top three nationally a year ago. True freshman **Garrett Shrader** spelled Stevens and fared well, going 7-of-11 in his first career action. MSU managed three takeaways, including interceptions from **C.J. Morgan** and true freshman **Martin Emerson**. **Brian Cole II** led all tacklers with seven, including one sack and 2.5 tackles for loss. **Marquiss Spencer** added one strip sack.

Southern Miss	0	0	7	8	- 15
Mississippi State	7	14	7	10	- 38

1st	09:36	MSU	Osirus Mitchell 28 yd pass from Tommy Stevens (Jace Christmann kick)
2nd	14:55	MSU	Stephen Guidry 11 yd pass from Tommy Stevens (Jace Christmann kick)
	00:42	MSU	Nick Gibson 13 yd run (Jace Christmann kick)
3rd	06:37	MSU	Kylin Hill 3 yd run (Jace Christmann kick)
	04:42	USM	Jaylond Adams 28 yd pass from Jack Abraham (Andrew Stein kick)
4th	14:12	MSU	Jace Christmann 30 yd field goal
	06:31	USM	J. Mitchell 65 yd pass from Jack Abraham (Trevor Terry pass from Jack Abraham)
	02:20	MSU	L. Witherspoon 22 yd run (Jace Christmann kick)

### Team Stats

	USM	MSU
FIRST DOWNS	17	21
Rushing	7	10
Passing	10	11
Penalty	0	0
NET YARDS RUSHING	110	210
Rushing Attempts	27	41
Average Per Rush	4.1	5.1
NET YARDS PASSING	234	176
Completions-Attempts-Int	18-26-2	16-21-0
Average Per Attempt	9.0	8.4
Average Per Completion	13.0	11.0
TOTAL OFFENSE YARDS	344	386
Total offense plays	53	62
Average Gain Per Play	6.5	6.2
Fumbles: Number-Lost	2-1	0-0
Penalties: Number-Yards	1-5	2-10
PUNTS-YARDS	5-170	4-199
KICKOFFS-YARDS	3-195	7-454
Punt returns: Number-Yards-TD	1-2-0	1-8-0
Kickoff returns: Number-Yds-TD	2-38-0	0-0-0
Interceptions: Number-Yds-TD	0-0-0	2-54-0
Fumble Returns: Number-Yds-TD	0-0-0	0-0-0
Possession Time	26:14	33:46
Third-Down Conversions	2 of 9	3 of 9
Fourth-Down Conversions	0 of 0	0 of 0
Red-Zone Scores-Chances	0-1	4-4
Sacks By: Number-Yards	3-20	2-12
PAT Kicks	1-1	5-5
Field Goals	0-1	1-2
Points off turnovers	0	7

# GAME 3

**Kansas State**  
**#23 MSU**

**31**  
**24**

Sept. 14, 2019  
Davis Wade Stadium  
Starkville, Miss.  
54,522

## Kansas State

RUSHING	Att.	Gain	Lost	Net	TD	Long	Avg.
James Gilbert	17	62	3	59	0	11	3.5
Jordan Brown	5	41	0	41	1	17	8.2
Harry Trotter	5	25	0	25	0	9	5.0
Malik Knowles	2	12	0	12	0	7	6.0
Skylar Thompson	4	18	10	8	1	16	2.0
Wykeen Gill	1	3	0	3	0	3	3.0
TEAM	1	0	2	-2	0	0	-2.0

PASSING	Com	Att	Int	Yds	TD	Long	Sacks
Skylar Thompson	10	18	0	123	1	24	1

RECEIVING	No.	Yds.	TD	Long
Dalton Schoen	3	50	1	20
Wykeen Gill	2	9	0	6
Phillip Brooks	2	5	0	7
Nick Lenners	1	24	0	24
Landry Weber	1	23	0	23
Malik Knowles	1	12	0	12

PUNTING	No.	Yds.	Avg.	Long	I20	TB
Devin Anctil	5	253	50.6	61	1	2

FIELD GOALS	Att.	Made	Long	KICKS
Blake Lynch	1	1	35	made 35

ALL RETURNS	Punts			Kickoffs			Intercepted		
	No.	Yds.	Lg.	No.	Yds.	Lg.	No.	Yds.	Lg.
Phillip Brooks	2	45	25	0	0	0	0	0	0
Malik Knowles	0	0	0	3	124	100	0	0	0
AJ Parker	0	0	0	0	0	0	1	23	23
Seth Porter	1	-1	0	0	0	0	0	0	0
Denzel Goolsby	0	0	0	0	0	0	1	16	16
Jordan Brown	1	0	0	0	0	0	0	0	0

## Mississippi State

RUSHING	Att.	Gain	Lost	Net	TD	Long	Avg.
Kylin Hill	24	116	5	111	0	22	4.6
Garrett Shrader	10	82	0	82	1	16	8.2
Tommy Stevens	7	19	14	5	1	4	0.7
Lee Witherspoon	3	4	0	4	0	2	1.3
Dontea Jones	0	-1	0	-1	0	0	0.0

PASSING	Com	Att	Int	Yds	TD	Long	Sacks
Tommy Stevens	7	15	2	100	1	35	2
Garrett Shrader	4	12	0	51	0	26	0

RECEIVING	No.	Yds.	TD	Long
Osirus Mitchell	5	74	1	35
Dedrick Thomas	2	32	0	26
Kylin Hill	2	20	0	12
Farrud Green	1	13	0	13
Dontea Jones	1	12	0	12

PUNTING	No.	Yds.	Avg.	Long	I20	TB
Tucker Day	6	242	40.3	55	0	0

FIELD GOALS	Att.	Made	Long	KICKS
Jace Christmann	1	1	47	made 47

ALL RETURNS	Punts			Kickoffs			Intercepted		
	No.	Yds.	Lg.	No.	Yds.	Lg.	No.	Yds.	Lg.
Dedrick Thomas	0	0	0	1	14	14	0	0	0
JaVonta Payton	0	0	0	2	40	24	0	0	0
Malik Dear	1	1	0	0	0	0	0	0	0
Brian Cole II	0	0	0	1	17	17	0	0	0

# Kansas State Edges MSU, 31-24

**Kylin Hill** rushed for over 100 yards for the third consecutive game, but it was not enough as Kansas State scored 14 unanswered points in the fourth quarter to beat MSU, 31-24, on a hot morning kickoff in Davis Wade Stadium. It was the first meeting between the two teams in Starkville since 1974 and the first Power 5 non-conference team to visit Davis Wade Stadium since 2009. Malik Knowles took a kickoff back 100 yards for the Wildcats to tie the game at 24 all with 14:36 to go in the fourth. MSU was unable to muster anything offensively and K-State went 53 yards on six plays that culminated with a 15-yard touchdown pass with 5:37 to go. **Tommy Stevens**, battling an upper body injury sustained a week earlier, got the start but did not return early in the third quarter. The Bulldogs were decimated with injuries with CB **Cameron Dantzler**, RB **Nick Gibson** and OL **Dareuan Parker** all out. Stevens helped erase a 10-0 deficit, rushing for a two-yard touchdown following a muffed punt from the Wildcats. **Osirus Mitchell** then made a spectacular one-handed, 35-yard touchdown grab with 0:09 left in the half. True freshman **Garrett Shrader** spelled Stevens in the third quarter and displayed his toughness, orchestrating a 12-play, 79-yard drive that ate up 6:50. He finished it off with a two-yard touchdown dive. **Jace Christmann's** key 47-yard field goal to start the fourth look to have put the Bulldogs in firm control, up 24-17, before K-State mounted its comeback. The Bulldogs turned it over three times on the day, but did outgain the Wildcats 352-269. Leo Lewis produced a game-high 12 tackles, while **Brian Cole II** continued his hot start to the year with six tackles, one punishing strip sack and two tackles for loss.

<b>Kansas State</b>	3	14	0	14	- 31
<b>Mississippi State</b>	0	14	7	3	- 24

1st	02:23	KSU	Blake Lynch 35 yd field goal
2nd	13:31	KSU	Jordan Brown 7 yd run (Blake Lynch kick)
	05:39	MSU	Tommy Stevens 2 yd run (Jace Christmann kick)
	00:46	KSU	Skylar Thompson 1 yd run (Blake Lynch kick)
	00:09	MSU	Osirus Mitchell 35 yd pass from Tommy Stevens (Jace Christmann kick)
3rd	04:47	MSU	Garrett Shrader 5 yd run (Jace Christmann kick)
4th	14:50	MSU	Jace Christmann 47 yd field goal
	14:36	KSU	Malik Knowles 100 yd kickoff return (Blake Lynch kick)
	05:37	KSU	Dalton Schoen 15 yd pass from S. Thompson (Blake Lynch kick)

## Team Stats

	K-STATE	MSU
FIRST DOWNS	17	21
Rushing	8	9
Passing	7	8
Penalty	2	4
NET YARDS RUSHING	146	201
Rushing Attempts	35	44
Average Per Rush	4.2	4.6
NET YARDS PASSING	123	151
Completions-Attempts-Int	10-18-0	11-27-2
Average Per Attempt	6.8	5.6
Average Per Completion	12.3	13.7
TOTAL OFFENSE YARDS	269	352
Total offense plays	53	71
Average Gain Per Play	5.1	5.0
Fumbles: Number-Lost	4-3	2-1
Penalties: Number-Yards	7-59	7-83
PUNTS-YARDS	5-253	6-242
KICKOFFS-YARDS	6-357	5-310
Punt returns: Number-Yards-TD	4-44-0	1-1-0
Kickoff returns: Number-Yds-TD	3-124-1	4-71-0
Interceptions: Number-Yds-TD	2-39-0	0-0-0
Fumble Returns: Number-Yds-TD	1-9-0	1-4-0
Possession Time	26:55	33:05
Third-Down Conversions	3 of 10	4 of 14
Fourth-Down Conversions	0 of 1	0 of 1
Red-Zone Scores-Chances	4-5	2-2
Sacks By: Number-Yards	2-13	1-10
PAT Kicks	4-4	3-3
Field Goals	1-1	1-1
Points off turnovers	10	17

# GAME 4

## Kentucky MSU

13  
28

Sept. 21, 2019  
Davis Wade Stadium  
Starkville, Miss.  
54,556

### Kentucky

RUSHING	Att.	Gain	Lost	Net	TD	Long	Avg.
Asim Rose	9	105	0	105	0	31	11.7
Lynn Bowden	3	37	0	37	0	17	12.3
Kavosiey Smoke	10	28	3	25	1	12	2.5
TEAM	1	0	5	-5	0	0	-5.0
Sawyer Smith	5	4	12	-8	0	3	-1.6

PASSING	Com	Att	Int	Yds	TD	Long	Sacks
Sawyer Smith	15	41	1	232	0	39	3
Lynn Bowden	0	1	0	0	0	0	0

RECEIVING	No.	Yds.	TD	Long
Lynn Bowden	7	129	0	39
Josh Ali	5	61	0	20
Keaton Upshaw	1	19	0	19
Ahmad Wagner	1	15	0	15
Clevan Thomas	1	8	0	8

PUNTING	No.	Yds.	Avg.	Long	I20	TB
Max Duffy	3	154	51.3	56	1	2

FIELD GOALS	Att.	Made	Long	KICKS
Chance Poore	3	1	40	made 40; missed 47; missed 26
Matt Ruffolo	1	1	29	made 29

ALL RETURNS	Punts			Kickoffs			Intercepted		
	No.	Yds.	Lg.	No.	Yds.	Lg.	No.	Yds.	Lg.
Lynn Bowden	1	25	25	1	19	19	0	0	0
Quandre Mosely	0	0	0	0	0	0	1	39	39
Drew Schlegel	0	0	0	1	3	3	0	0	0

### Mississippi State

RUSHING	Att.	Gain	Lost	Net	TD	Long	Avg.
Garrett Shrader	11	139	14	125	0	49	11.4
Kylin Hill	26	126	6	120	3	18	4.6
Malik Dear	1	0	0	0	0	0	0.0
TEAM	2	0	4	-4	0	0	-2.0

PASSING	Com	Att	Int	Yds	TD	Long	Sacks
Garrett Shrader	17	22	1	180	0	25	2

RECEIVING	No.	Yds.	TD	Long
Osirus Mitchell	4	36	0	14
Farrod Green	3	20	0	13
Isaiah Zuber	3	16	0	7
Dedrick Thomas	2	46	0	25
Malik Dear	2	28	0	20
JaVonta Payton	2	14	0	13
Austin Williams	1	20	0	20

PUNTING	No.	Yds.	Avg.	Long	I20	TB
Tucker Day	3	147	49.0	50	0	2

FIELD GOALS	Att.	Made	Long	KICKS
none	--	--	--	--

ALL RETURNS	Punts			Kickoffs			Intercepted		
	No.	Yds.	Lg.	No.	Yds.	Lg.	No.	Yds.	Lg.
Willie Gay Jr.	0	0	0	0	0	0	1	52	52

## Shrader, MSU Close Out UK in SEC Opener, 28-13

The stage wasn't too big for true freshman quarterback **Garrett Shrader** in MSU's SEC opener. Shrader, making his first career start in just his third collegiate game, accounted for 305 yards of total offense, including 125 rushing on 11 carries, to lift the Bulldogs past Kentucky, 28-13, on Saturday in Davis Wade Stadium. Shrader was just the second MSU true freshman QB to start in an SEC game in the last 12 years. He was an efficient 17-of-22 for 180 yards through the air. Shrader accounted for all six of the Bulldogs' 20+ yard plays in the game. **Kylin Hill** was spectacular again, becoming the first Bulldog to rush for 100 or more yards in the first four games of a season. Hill rushed for 120 yards on 26 carries with a career-best three touchdowns. The Bulldogs got on the board via their defense on the fifth play of the game. **Willie Gay Jr.**, in on his first play of the year after missing the first three games due to a violation of team rules, stepped in front of a Sawyer Smith pass and returned it 52 yards for a touchdown. The Bulldogs chewed up clock in the second quarter with impressive drives. Hill finished one on a 12-yard highlight reel touchdown run as he leaped from the four-yard line and extended the ball inside the pylon for the score. On the ensuing possession, Shrader engineered a 10-play, 80-yard drive that took 5:00. His 36-yard rush set up another Hill touchdown that made it 21-3 at the half. The Wildcats responded with 10 unanswered. With the score a one-possession game and 4:32 remaining, Shrader conducted a six-play, 75 yard drive and extended the drive with a 49-yard rush on third down. Hill finished it off with another score. The Bulldogs held Kentucky to 1-of-12 on third down. **C.J. Morgan** led MSU with nine tackles. **Jaquarius Landrews** added seven tackles and a game-high four pass breakups.

<b>Kentucky</b>	3	0	7	3	- 13
<b>Mississippi State</b>	7	14	0	7	- 28

1st	13:35	MSU	Willie Gay Jr. 52 yd interception return (Jace Christmann kick)
	02:49	UK	Chance Poore 40 yd field goal
2nd	13:24	MSU	Kylin Hill 12 yd run (Jace Christmann kick)
	04:45	MSU	Kylin Hill 2 yd run (Jace Christmann kick)
3rd	05:30	UK	Kavosiey Smoke 2 yd run (Chance Poore kick)
4th	04:39	UK	Matt Ruffolo 29 yd field goal
	01:39	MSU	Kylin Hill 1 yd run (Jace Christmann kick)

### Team Stats

	UK	MSU
FIRST DOWNS	21	22
Rushing	9	12
Passing	10	9
Penalty	2	1
NET YARDS RUSHING	154	241
Rushing Attempts	28	40
Average Per Rush	5.5	6.0
NET YARDS PASSING	232	180
Completions-Attempts-Int	15-42-1	17-22-1
Average Per Attempt	5.5	8.2
Average Per Completion	15.5	10.6
TOTAL OFFENSE YARDS	386	421
Total offense plays	70	62
Average Gain Per Play	5.5	6.8
Fumbles: Number-Lost	1-0	1-1
Penalties: Number-Yards	5-40	5-45
PUNTS-YARDS	3-154	3-147
KICKOFFS-YARDS	4-260	5-295
Punt returns: Number-Yards-TD	1-25-0	0-0-0
Average Per Return	25.0	0.0
Kickoff returns: Number-Yds-TD	2-22-0	0-0-0
Average Per Return	11.0	0.0
Interceptions: Number-Yds-TD	1-39-0	1-52-1
Fumble Returns: Number-Yds-TD	0-0-0	0-0-0
Possession Time	26:54	33:06
Third-Down Conversions	1 of 12	6 of 10
Fourth-Down Conversions	3 of 4	0 of 0
Red-Zone Scores-Chances	2-4	3-4
Sacks By: Number-Yards	2-14	3-16
PAT Kicks	1-1	4-4
Field Goals	2-4	0-0
Points off turnovers	7	7

# GAME 5

**MSU**  
**#7/7 Auburn**

**23**  
**56**

Sept. 28, 2019  
Jordan-Hare Stadium  
Auburn, Ala.  
87,451

## Mississippi State

RUSHING	Att.	Gain	Lost	Net	TD	Long	Avg.
Garrett Shrader	16	112	23	89	1	24	5.6
Kylin Hill	17	51	6	45	0	13	2.6
Lee Witherspoon	2	3	0	3	0	2	1.5
Nick Gibson	1	0	1	-1	0	0	-1.0
TEAM	1	0	2	-2	0	0	-2.0
Tommy Stevens	1	0	16	-16	0	0	-16.0

PASSING	Com	Att	Int	Yds	TD	Long	Sacks
Garrett Shrader	12	23	0	209	2	47	1
Tommy Stevens	1	3	0	7	0	7	1

RECEIVING	No.	Yds.	TD	Long
Farrod Green	3	69	0	47
Osirus Mitchell	2	33	1	21
Dedrick Thomas	2	22	0	12
Kylin Hill	2	21	0	18
JaVonta Payton	1	30	0	30
Isaiah Zuber	1	20	0	20
Georquarius Spivey	1	12	0	12
Stephen Guidry	1	9	1	9

PUNTING	No.	Yds.	Avg.	Long	I20	TB
Tucker Day	4	168	42.0	45	1	0
Reed Bowman	2	82	41.0	51	1	0

FIELD GOALS	Att.	Made	Long	KICKS
Jace Christmann	1	1	27	made 27

ALL RETURNS	Punts			Kickoffs			Intercepted		
	No.	Yds.	Lg.	No.	Yds.	Lg.	No.	Yds.	Lg.
JaVonta Payton	0	0	0	1	16	0	0	0	0

## Auburn

RUSHING	Att.	Gain	Lost	Net	TD	Long	Avg.
Bo Nix	7	60	4	56	1	30	8.0
J. Whitlow	10	56	1	55	3	30	5.5
D.J. Williams	7	33	1	32	0	9	4.6
Kam Martin	8	36	5	31	1	16	3.9
A. Schwartz	3	25	0	25	1	13	8.3
Shaun Shivers	4	22	0	22	0	10	5.5
Eli Stove	1	3	0	3	0	3	3.0
Malik Miller	1	1	0	1	0	1	1.0
TEAM	2	0	2	-2	0	0	-1.0
Joey Gatewood	2	1	7	-6	0	1	-3.0

PASSING	Com	Att	Int	Yds	TD	Long	Sacks
Bo Nix	16	21	0	335	2	48	1
Joey Gatewood	2	3	0	26	0	11	1

RECEIVING	No.	Yds.	TD	Long
Seth Williams	8	161	2	39
Anthony Schwartz	2	67	0	48
Sal Cannella	2	39	0	31
Will Hastings	2	25	0	21
Eli Stove	1	27	0	27
Malik Miller	1	16	0	11
Jay Jay Wilson	1	16	0	16
Zach Farrar	1	10	0	10

PUNTING	No.	Yds.	Avg.	Long	I20	TB
Arryn Siposs	1	43	43.0	43	0	0

FIELD GOALS	Att.	Made	Long	KICKS
--	--	--	--	--

ALL RETURNS	Punts			Kickoffs			Intercepted		
	No.	Yds.	Lg.	No.	Yds.	Lg.	No.	Yds.	Lg.
N. Igbinoghene	0	0	0	1	21	21	0	0	0
Christian Tutt	3	34	18	0	0	0	0	0	0

## Big First Half Carries No. 7 Auburn Past MSU, 56-23

No. 7 Auburn, playing its SEC home opener, scored 21 straight points in the first seven minutes of the game and never looked back as MSU fell 56-23, in a sold-out night game in Jordan-Hare Stadium. The Bulldogs went three and out on their first series, and the Tigers immediately capitalized with great field position and scored on their first play from scrimmage. The score was 21-0 after Auburn took advantage of a **JaVonta Payton** fumble on a kickoff. MSU starting quarterback **Tommy Stevens** suffered a lower body injury on the second series of the game and missed the remainder of the contest. He was once again spelled by true freshman **Garrett Shrader**. Shrader, in his first SEC road appearance, accounted for all three Bulldog touchdowns, firing two TD passes and adding a rushing score. He finished with 298 yards of total offense and got MSU on the board after finishing off a 12-play, 75-yard drive with a **Stephen Guidry** 9-yard pass late in the first quarter. MSU trailed 42-9 at the break, and added touchdowns courtesy of **Osirus Mitchell** and Shrader. His 7-yard touchdown run with 0:50 remaining put him at 89 rushing yards on the night against a stellar Auburn defense. **Farrod Green** led MSU in receiving with 69 yards. **Leo Lewis** and **C.J. Morgan** led all Bulldog tacklers with eight apiece. Lewis had seven solo stops, a tackle for a loss, one forced fumble and one fumble recovery. MSU won the turnover battle, forcing three on the night to extend the consecutive streak to 21 straight games of a takeaway. The Bulldogs were without the services of six players on their two-deep depth chart.

Mississippi State	6	3	7	7	- 23
Auburn	21	21	7	7	- 56

1st	12:55	AU	J. Whitlow 30 yd run (Anders Carlson kick)
	09:46	AU	Bo Nix 9 yd run (Anders Carlson kick)
	08:59	AU	A. Schwartz 13 yd run (Anders Carlson kick)
2nd	02:20	MSU	Stephen Guidry 9 yd pass from Garrett Shrader (Jace Christmann kick failed)
	13:18	AU	J. Whitlow 3 yd run (Anders Carlson kick)
	07:55	MSU	Jace Christmann 27 yd field goal
3rd	05:33	AU	Seth Williams 39 yd pass from Bo Nix (Anders Carlson kick)
	00:12	AU	J. Whitlow 3 yd run (Anders Carlson kick)
	13:28	AU	Seth Williams 32 yd pass from Bo Nix (Anders Carlson kick)
4th	02:13	MSU	Osirus Mitchell 21 yd pass from Garrett Shrader (Jace Christmann kick)
	14:16	AU	Kam Martin 7 yd run (Anders Carlson kick)
	00:50	MSU	Garrett Shrader 7 yd run (Jace Christmann kick)

## Team Stats

	MSU	AU
FIRST DOWNS	21	25
Rushing	8	9
Passing	10	13
Penalty	3	3
NET YARDS RUSHING	118	217
Rushing Attempts	38	45
Average Per Rush	3.1	4.8
NET YARDS PASSING	216	361
Completions-Attempts-Int	13-26-0	18-24-0
Average Per Attempt	8.3	15.0
Average Per Completion	16.6	20.1
TOTAL OFFENSE YARDS	334	578
Total offense plays	64	69
Average Gain Per Play	5.2	8.4
Fumbles: Number-Lost	3-2	4-3
Penalties: Number-Yards	9-70	5-37
PUNTS-YARDS	6-250	1-43
KICKOFFS-YARDS	5-273	9-583
Punt returns: Number-Yards-TD	0-0-0	3-34-0
Kickoff returns: Number-Yds-TD	1-16-0	1-21-0
Interceptions: Number-Yds-TD	0-0-0	0-0-0
Fumble Returns: Number-Yds-TD	0-0-0	0-0-0
Possession Time	32:35	27:25
Third-Down Conversions	3 of 12	6 of 10
Fourth-Down Conversions	1 of 2	0 of 1
Red-Zone Scores-Chances	3-4	5-5
Sacks By: Number-Yards	2-11	2-25
PAT Kicks	2-3	8-8
Field Goals	1-1	0-0
Points off turnovers	0	14

# GAME 6

**MSU**  
**Tennessee**

**10**  
**20**

Oct. 12, 2019  
Neyland Stadium  
Knoxville, Tenn.  
85,462

## Mississippi State

RUSHING	Att.	Gain	Lost	Net	TD	Long	Avg.
Garrett Shrader	13	83	21	62	0	14	4.8
Tommy Stevens	9	39	13	26	0	10	2.9
Kylin Hill	11	19	6	13	0	4	1.2
JaVonta Payton	1	11	0	11	0	11	11.0
Nick Gibson	2	5	0	5	0	4	2.5
Isaiah Zuber	1	4	0	4	0	4	4.0

PASSING	Com	Att	Int	Yds	TD	Long	Sacks
Tommy Stevens	6	11	2	67	0	19	3
Garrett Shrader	5	10	1	79	1	21	4

RECEIVING	No.	Yds.	TD	Long
Osirus Mitchell	5	58	0	21
Stephen Guidry	2	36	0	19
Deddrick Thomas	2	25	1	17
Lee Witherspoon	1	18	0	18
Farrod Green	1	9	0	9

PUNTING	No.	Yds.	Avg.	Long	I20	TB
Tucker Day	4	173	43.2	56	0	0

FIELD GOALS	Att.	Made	Long	KICKS
Jace Christmann	2	1	51	made 51; missed 36

ALL RETURNS	Punts			Kickoffs			Intercepted		
	No.	Yds.	Lg.	No.	Yds.	Lg.	No.	Yds.	Lg.
Cameron Dantzler	0	0	0	0	0	0	1	0	0
Brian Cole II	0	0	0	1	9	9	1	0	0

## Tennessee

RUSHING	Att.	Gain	Lost	Net	TD	Long	Avg.
Ty Chandler	16	63	0	63	0	15	3.9
Tim Jordan	19	65	6	59	1	15	3.1
Brian Maurer	3	41	0	41	0	23	13.7
Jauan Jennings	1	22	0	22	0	22	22.0
Eric Gray	2	7	0	7	0	5	3.5
Dominick Wood-Anderson	1	5	0	5	0	5	5.0
TEAM	1	0	2	-2	0	0	-2.0
Jarrett Guarantano	1	0	5	-5	0	0	-5.0

PASSING	Com	Att	Int	Yds	TD	Long	Sacks
Brian Maurer	4	7	2	61	0	28	0
Jarrett Guarantano	6	7	0	106	1	41	1

RECEIVING	No.	Yds.	TD	Long
Tyler Byrd	3	56	1	39
Jauan Jennings	3	17	0	15
Ramel Keyton	1	41	0	41
Dominick Wood-Anderson	1	28	0	28
Josh Palmer	1	16	0	16
Tim Jordan	1	9	0	9

PUNTING	No.	Yds.	Avg.	Long	I20	TB
Joe Doyle	4	185	46.2	57	2	1

FIELD GOALS	Att.	Made	Long	KICKS
Brent Cimaglia	2	2	49	49 made; 22 made

ALL RETURNS	Punts			Kickoffs			Intercepted		
	No.	Yds.	Lg.	No.	Yds.	Lg.	No.	Yds.	Lg.
Trevon Flowers	0	0	0	0	0	0	1	14	14
Kenneth George	0	0	0	0	0	0	1	24	24
Marquez Callaway	1	13	13	0	0	0	0	0	0
Nigel Warrior	0	0	0	0	0	0	1	-3	0
Ty Chandler	0	0	0	1	14	14	0	0	0

## Tennessee Tops MSU, 20-10, in Rare Knoxville Trip

Playing its first game in Neyland Stadium since 2008, MSU struggled offensively in a 20-10 loss to Tennessee on Saturday morning. The Bulldogs trailed 10-3 at the half. **Jace Christmann** provided MSU with its lone points of the first half, drilling a 51-yard field goal that bounced off the crossbar and through midway through the second quarter. The Bulldogs erased Tennessee drives in the red zone as **Cameron Dantzler** picked off Brian Maurer's pass in the end zone with 11:06 in the first quarter followed by **Brian Cole II's** pick in the end zone with 2:19 in the second quarter. **Tommy Stevens** got the start at quarterback from MSU but was spelled by true freshman **Garrett Shrader** to start the second half. Shrader completed the game and was effective, finishing 5-of-10 for 79 yards through the air. He connected with **Deddrick Thomas** on a 17-yard strike to complete an eight-play, 90-yard drive with 8:27 to play in the game. Shrader extended the drive with a gritty 12-yard run on fourth down. He finished with 62 rushing yards. The Vols put the game out of reach on a 39-yard touchdown pass down the sideline with 2:35 to go, which culminated a 90-yard drive. **Erroll Thompson** notched a game-high 13 tackles, including one for loss. Cole, **Lee Autry** and **Kobe Jones** each added a tackle for loss.

<b>Mississippi State</b>	0	3	0	7	-10
<b>Tennessee</b>	7	3	3	7	-20

1st	04:56	UT	Tim Jordan 15 yd run (Brent Cimaglia kick)
2nd	07:40	MSU	Jace Christmann 51 yd field goal
	00:00	UT	Brent Cimaglia 49 yd field goal
3rd	06:12	UT	Brent Cimaglia 22 yd field goal
4th	08:27	MSU	Deddrick Thomas 17 yd pass from Garrett Shrader (Jace Christmann kick)
	02:35	UT	Tyler Byrd 39 yd pass from Jarrett Guarantano (Brent Cimaglia kick)

## Team Stats

	MSU	UT
FIRST DOWNS	20	14
Rushing	10	7
Passing	8	7
Penalty	2	0
NET YARDS RUSHING	121	190
Rushing Attempts	37	44
Average Per Rush	3.3	4.3
NET YARDS PASSING	146	167
Completions-Attempts-Int	11-21-3	10-14-2
Average Per Attempt	7.0	11.9
Average Per Completion	13.3	16.7
TOTAL OFFENSE YARDS	267	357
Total offense plays	58	58
Average Gain Per Play	4.6	6.2
Fumbles: Number-Lost	1-0	0-0
Penalties: Number-Yards	4-15	3-34
PUNTS-YARDS	4-173	4-185
KICKOFFS-YARDS	3-176	4-260
Punt returns: Number-Yards-TD	0-0-0	1-13-0
Kickoff returns: Number-Yds-TD	1-9-0	1-14-0
Interceptions: Number-Yds-TD	2-0-0	3-35-0
Fumble Returns: Number-Yds-TD	0-0-0	0-0-0
Possession Time	26:58	33:02
Third-Down Conversions	5 of 12	7 of 15
Fourth-Down Conversions	1 of 1	0 of 0
Red-Zone Scores-Chances	1-2	2-4
Sacks By: Number-Yards	1-5	7-33
PAT Kicks	1-1	2-2
Field Goals	1-2	2-2
Points off turnovers	0	3

# GAME 7

**#2/3 LSU**  
**MSU**

**36**  
**13**

Oct. 19, 2019  
Davis Wade Stadium  
Starkville, Miss.  
59,282

## LSU

RUSHING	Att.	Gain	Lost	Net	TD	Long	Avg.
C. Ed.-Helaire	11	55	2	53	0	17	4.8
Ty Davis-Price	6	49	0	49	0	19	8.2
John Emery Jr.	2	0	1	-1	0	0	-0.5
Team	2	0	4	-4	0	0	-2.0
Joe Burrow	4	11	22	-11	0	11	-2.8

PASSING	Com	Att	Int	Yds	TD	Long	Sacks
Joe Burrow	25	32	0	327	4	60	3
Myles Brennan	0	3	0	0	0	0	0

RECEIVING	No.	Yds.	TD	Long
Justin Jefferson	8	89	1	19
Ja'Marr Chase	5	48	1	18
Racey McMath	3	76	1	60
Thaddeus Moss	3	48	0	24
C. Ed.-Helaire	2	15	0	8
Steph. Sullivan	2	9	0	6
Derrick Dillon	1	37	1	37
Ty Davis-Price	1	5	0	5

PUNTING	No.	Yds.	Avg.	Long	I20	TB
Z.Von Rosenberg	5	233	46.6	57	2	1

FIELD GOALS	Att.	Made	Long	KICKS
Cade York	3	3	25	made 20; made 23; made 25

ALL RETURNS	Punts			Kickoffs			Intercepted		
	No.	Yds.	Lg.	No.	Yds.	Lg.	No.	Yds.	Lg.
C. Ed.-Helaire	0	0	0	2	24	22	0	0	0
JaCoby Stevens	0	0	0	0	0	0	1	9	9
Derek Stingley	1	2	2	0	0	0	0	0	0
Kristian Fulton	0	0	0	0	0	0	1	0	0

## Mississippi State

RUSHING	Att.	Gain	Lost	Net	TD	Long	Avg.
Garrett Shrader	19	72	6	66	1	12	3.5
Kylin Hill	15	41	7	34	0	11	2.3
Dedrick Thomas	1	5	0	5	0	5	5.0
Nick Gibson	2	1	4	-3	0	1	-1.5

PASSING	Com	Att	Int	Yds	TD	Long	Sacks
Garrett Shrader	17	28	2	238	1	29	2

RECEIVING	No.	Yds.	TD	Long
Stephen Guidry	6	98	1	24
Isaiah Zuber	3	53	0	29
Dedrick Thomas	3	31	0	17
L. Witherspoon	2	16	0	12
Nick Gibson	1	24	0	24
Farrod Green	1	11	0	11
Kylin Hill	1	5	0	5

PUNTING	No.	Yds.	Avg.	Long	I20	TB
Tucker Day	5	214	42.8	70	1	1

FIELD GOALS	Att.	Made	Long	KICKS
--	--	--	--	--

ALL RETURNS	Punts			Kickoffs			Intercepted		
	No.	Yds.	Lg.	No.	Yds.	Lg.	No.	Yds.	Lg.
Isaiah Zuber	0	0	0	1	28	28	0	0	0
Malik Dear	2	3	7	0	0	0	0	0	0

## MSU Falls To #2 LSU in Home CBS Contest, 36-13

With CBS making its first appearance in Davis Wade Stadium since 2015, No. 2 LSU jumped out to a 22-7 halftime lead and took advantage of three Mississippi State turnovers as the Bulldogs fell 36-13. MSU's defense did hold the Tigers' high-powered No. 1 offense to season lows in points (36) and total yards (413). State was within striking distance in the first half following **Garrett Shrader's** 12-yard TD run with 5:24 to go in the second quarter. Shrader, a true freshman making his second career start, accounted for 304 yards of total offense and two touchdowns on the day, throwing for a season-best 238 yards. He was State's leading rusher with 66 yards. MSU's defense limited LSU scoring drives to three field goals in the first two quarters, but the Tigers finished with two touchdowns in the final 5:05 of the first half. **Stephen Guidry** had his best game of the season, making six catches for 98 yards and one touchdown. Shrader found him on a 24-yard touchdown pass in the fourth quarter that capped a seven-play, 90-yard drive. **Martin Emerson**, another true freshman, got his first career start in place of an injured **Maurice Smitherman**. Seven Bulldogs accounted for at least 0.5 tackles for loss. **Jaquarius Landrews** turned in a team-high eight tackles. **Chauncey Rivers** collected a career-high 1.5 sacks, and C.J. Morgan registered a career-high four pass breakups.

LSU	3	19	14	0	- 36
Mississippi State	0	7	0	6	- 13

1st	07:52	LSU	Cade York 20 yd field goal
2nd	12:27	LSU	Cade York 23 yd field goal
	08:33	LSU	Cade York 25 yd field goal
	05:24	MSU	Garrett Shrader 12 yd run (Jace Christmann kick)
	05:07	LSU	Racey McMath 60 yd pass from Joe Burrow (Cade York kick failed)
	00:50	LSU	Ja'Marr Chase 8 yd pass from Joe Burrow (Cade York kick)
3rd	10:36	LSU	Derrick Dillon 37 yd pass from Joe Burrow (Cade York kick)
	05:36	LSU	Justin Jefferson 18 yd pass from Joe Burrow (Cade York kick)
4th	00:59	MSU	Stephen Guidry 24 yd pass from Garrett Shrader (Garrett Shrader pass failed)

## Team Stats

	LSU	MSU
FIRST DOWNS	21	21
Rushing	8	5
Passing	10	12
Penalty	3	4
NET YARDS RUSHING	86	102
Rushing Attempts	25	37
Average Per Rush	3.4	2.8
NET YARDS PASSING	327	238
Completions-Attempts-Int	25-35-0	17-28-2
Average Per Attempt	9.3	8.5
Average Per Completion	13.1	14.0
TOTAL OFFENSE YARDS	413	340
Total offense plays	60	65
Average Gain Per Play	6.9	5.2
Fumbles: Number-Lost	1-0	1-1
Penalties: Number-Yards	7-88	13-109
PUNTS-YARDS	5-233	5-214
KICKOFFS-YARDS	8-518	3-179
Punt returns: Number-Yards-TD	1-2-0	2-3-0
Kickoff returns: Number-Yds-TD	2-24-0	1-28-0
Interceptions: Number-Yds-TD	2-9-0	0-0-0
Fumble Returns: Number-Yds-TD	1-1-0	0-0-0
Possession Time	25:39	34:21
Third-Down Conversions	3 of 11	3 of 12
Fourth-Down Conversions	0 of 0	0 of 2
Red-Zone Scores-Chances	5-5	1-1
Sacks By: Number-Yards	2-6	3-22
PAT Kicks	3-4	1-1
Field Goals	3-3	0-0
Points off turnovers	10	0



# GAME 8

**MSU**  
**Texas A&M**

**30**  
**49**

Oct. 26, 2019  
Kyle Field  
College Station, Texas  
102,025

## Mississippi State

RUSHING	Att.	Gain	Lost	Net	TD	Long	Avg.
Kylin Hill	21	151	1	150	1	39	7.1
Garrett Shrader	14	79	15	64	0	14	4.6
Nick Gibson	3	25	0	25	0	8	8.3

PASSING	Com	Att	Int	Yds	TD	Long	Sacks
Garrett Shrader	13	30	1	194	3	38	2

RECEIVING	No.	Yds.	TD	Long
Isaiah Zuber	3	58	2	38
Dedrick Thomas	3	43	0	25
Stephen Guidry	2	59	1	32
Farrod Green	2	23	0	19
Austin Williams	1	10	0	10
Osirus Mitchell	1	9	0	9
Kylin Hill	1	-8	0	0

PUNTING	No.	Yds.	Avg.	Long	I20	TB
Tucker Day	3	134	44.7	50	0	0

FIELD GOALS	Att.	Made	Long	KICKS
Jace Christmann	1	1	33	made 33

ALL RETURNS	Punts			Kickoffs			Intercepted		
	No.	Yds.	Lg.	No.	Yds.	Lg.	No.	Yds.	Lg.
Isaiah Zuber	1	2	0	4	80	23	0	0	0
Lee Witherspoon	0	0	0	1	15	15	0	0	0

## Texas A&M

RUSHING	Att.	Gain	Lost	Net	TD	Long	Avg.
Isaiah Spiller	22	93	3	90	1	24	4.1
Kellen Mond	9	76	0	76	2	25	8.4
C Richardson	6	28	0	28	1	13	4.7
Connor Blumrick	2	13	0	13	0	11	6.5

PASSING	Com	Att	Int	Yds	TD	Long	Sacks
Kellen Mond	17	23	0	234	3	52	0

RECEIVING	No.	Yds.	TD	Long
Quartney Davis	5	57	0	21
Jhamon Ausbon	4	55	1	19
Kendrick Rogers	4	44	1	16
J Wydermyer	2	63	1	52
Isaiah Spiller	1	13	0	13
Camron Buckley	1	2	0	2

PUNTING	No.	Yds.	Avg.	Long	I20	TB
Braden Mann	3	136	45.3	58	3	0

FIELD GOALS	Att.	Made	Long	KICKS
none				

ALL RETURNS	Punts			Kickoffs			Intercepted		
	No.	Yds.	Lg.	No.	Yds.	Lg.	No.	Yds.	Lg.
Jalen Preston	0	0	0	2	40	20	0	0	0
Devin Morris	0	0	0	0	0	0	1	0	0
Ainias Smith	1	10	10	3	49	21	0	0	0
Ryan Renick	0	0	0	1	11	11	0	0	0

## MSU Drops Fourth Straight, 49-30, at Texas A&M

MSU turned it over three times and fell behind by 18 at the half as the Bulldogs lost their fourth consecutive game, 49-30, on Saturday afternoon at Texas A&M. The Bulldogs trailed 14-0 at the end of the first quarter, but Garrett Shrader found Stephen Guidry, who went up and grabbed a beautiful 32-yard pass in the endzone to make it 14-7 with 13:28 to go in the second quarter. MSU went four plays and 75 yards on that scoring drive. However, A&M answered with back-to-back scores to make it 28-7. Jace Christmann, making a return to his home state, drilled a 33-yard field goal just before the end of the first half. The Bulldogs were plagued by injuries going into the game and during the game as starting offensive linemen Stewart Reese and Greg Eiland as well as both starting cornerbacks. True freshmen Jarrion Jones and Martin Emerson made the start at corner. The Bulldogs offense picked up the pace in the second half as Shrader fired two touchdown passes to graduate transfer Isaiah Zuber, who had his best day of the season. Kylin Hill added a 1-yard touchdown run, capping a nine-play, 79-yard drive to start the fourth quarter. Hill finished with a game-high 150 yards on the ground for his fifth 100-yard game of the season. MSU's defense only managed two tackles for loss and no sacks on the day against a high-powered Aggie offense. Brian Cole II finished with a game-high nine tackles and one quarterback hurry, while Jaquarius Landrews collected eight tackles and one QB hurry. Chauncey Rivers and Cameron Young tallied a tackle for loss apiece.

Mississippi State	0	10	7	13	- 30
Texas A&M	14	14	14	7	- 49

1st	06:50	TAMU	Kellen Mond 1 yd run (Seth Small kick)
	00:10	TAMU	Kellen Mond 12 yd run (Seth Small kick)
2nd	13:28	MSU	Stephen Guidry 32 yd pass from Garrett Shrader (Jace Christmann kick)
	10:20	TAMU	Jhamon Ausbon 19 yd pass from Kellen Mond (Seth Small kick)
	05:34	TAMU	Kendrick Rogers 16 yd pass from Kellen Mond (Seth Small kick)
	00:37	MSU	Jace Christmann 33 yd field goal
3rd	13:20	TAMU	J Wydermyer 52 yd pass from Kellen Mond (Seth Small kick)
	07:48	MSU	Isaiah Zuber 14 yd pass from Garrett Shrader (Jace Christmann kick)
	01:17	TAMU	Isaiah Spiller 4 yd run (Seth Small kick)
4th	12:26	MSU	Kylin Hill 1 yd run (Jace Christmann kick)
	05:00	TAMU	C Richardson 2 yd run (Seth Small kick)
	00:49	MSU	Isaiah Zuber 38 yd pass from Garrett Shrader (Garrett Shrader pass failed)

## Team Stats

	MSU	TAMU
FIRST DOWNS	22	24
Rushing	14	11
Passing	7	13
Penalty	1	0
NET YARDS RUSHING	239	207
Rushing Attempts	38	39
Average Per Rush	6.3	5.3
NET YARDS PASSING	194	234
Completions-Attempts-Int	13-30-1	17-23-0
Average Per Attempt	6.5	10.2
Average Per Completion	14.9	13.8
TOTAL OFFENSE YARDS	433	441
Total offense plays	68	62
Average Gain Per Play	6.4	7.1
Fumbles: Number-Lost	3-2	0-0
Penalties: Number-Yards	5-25	5-45
PUNTS-YARDS	3-134	3-136
KICKOFFS-YARDS	6-333	8-503
Punt returns: Number-Yards-TD	1-2-0	1-10-0
Kickoff returns: Number-Yds-TD	5-95-0	6-100-0
Interceptions: Number-Yds-TD	0-0-0	1-0-0
Fumble Returns: Number-Yds-TD	0-0-0	0-0-0
Possession Time	28:12	31:48
Third-Down Conversions	4 of 11	8 of 11
Fourth-Down Conversions	2 of 2	0 of 0
Red-Zone Scores-Chances	4-4	6-6
Sacks By: Number-Yards	0-0	2-15
PAT Kicks	3-3	7-7
Field Goals	1-1	0-0
Points off turnovers	0	21

# GAME 9

**MSU**  
**Arkansas**

**54**  
**24**

Nov. 2, 2019  
Donald W. Reynolds Razorback Stadium  
Fayetteville, Ark.  
52,256

## MSU

RUSHING	Att.	Gain	Lost	Net	TD	Long	Avg.
Kylin Hill	21	236	2	234	3	62	11.1
Nick Gibson	12	129	0	129	1	47	10.8
Tommy Stevens	15	76	2	74	0	15	4.9
Lee Witherspoon	5	24	0	24	0	9	4.8
Malik Dear	2	4	0	4	0	2	2.0
Isaiah Zuber	1	0	2	-2	0	0	-2.0
TEAM	1	0	3	-3	0	0	-3.0

PASSING	Com	Att	Int	Yds	TD	Long	Sacks
Tommy Stevens	12	18	0	172	2	42	0
Logan Burnett	1	1	0	8	0	8	0

RECEIVING	No.	Yds.	TD	Long
Dedrick Thomas	2	59	0	42
Austin Williams	2	18	0	11
Brad Cumbest	2	16	0	8
Osirus Mitchell	1	33	1	33
Isaiah Zuber	1	27	0	27
Malik Dear	1	8	0	8
Stephen Guidry	1	8	0	8
Geor'quarius Spivey	1	7	0	7
Farrod Green	1	3	1	3
Kylin Hill	1	1	0	1

PUNTING	No.	Yds.	Avg.	Long	I20	TB
Tucker Day	2	86	43.0	50	0	0

FIELD GOALS	Att.	Made	Long	KICKS
Jace Christmann	2	2	46	made 26; made 46

ALL RETURNS	Punts			Kickoffs			Intercepted		
	No.	Yds.	Lg.	No.	Yds.	Lg.	No.	Yds.	Lg.
Isaiah Zuber	0	0	0	2	27	18	0	0	0
Malik Dear	1	0	0	0	0	0	0	0	0
Marcus Murphy	0	0	0	0	0	0	1	32	32

## Arkansas

RUSHING	Att.	Gain	Lost	Net	TD	Long	Avg.
Rakeem Boyd	11	115	1	114	1	52	10.4
KJ Jefferson	2	26	0	26	1	21	13.0
Treyton Burks	4	15	0	15	0	7	3.8
A'Montae Spivey	3	16	2	14	0	11	4.7
Devwah Whaley	2	12	0	12	0	8	6.0
John Stephen Jones	3	3	0	3	0	3	1.0

PASSING	Com	Att	Int	Yds	TD	Long	Sacks
Ben Hicks	4	13	1	44	0	23	0
John Stephen Jones	4	9	0	25	1	11	0
KJ Jefferson	1	2	0	32	0	32	0

RECEIVING	No.	Yds.	TD	Long
Tyson Morris	2	18	0	10
Mike Woods	2	15	1	11
Treyton Burks	1	32	0	32
Grayson Gunter	1	23	0	23
Trey Knox	1	9	0	9
Chase Harrell	1	6	0	6
Hudson Henry	1	-2	0	0

PUNTING	No.	Yds.	Avg.	Long	I20	TB
Sam Loy	6	262	43.7	59	2	1

FIELD GOALS	Att.	Made	Long	KICKS
Connor Limpert	1	1	40	40

ALL RETURNS	Punts			Kickoffs			Intercepted		
	No.	Yds.	Lg.	No.	Yds.	Lg.	No.	Yds.	Lg.
Treyton Burks	1	-1	0	5	134	42	0	0	0
Joe Foucha	0	0	0	1	3	3	0	0	0
De'Vion Warren	0	0	0	2	17	16	0	0	0

# Offense Explodes in Historic Performance at Arkansas, 54-24

Mississippi State pounded out 640 yards of total offense and 460 yards rushing – both school records for an SEC game – as the Bulldogs snapped a four-game losing streak with a dominating 54-24 victory over Arkansas in Razorback Stadium. MSU went over 600 yards of total offense for the third time in the **Joe Moorhead** era. **Kylin Hill** rushed for a career-high 234 yards – just 24 shy of the school record – and three touchdowns. **Tommy Stevens** made the start at quarterback as **Garrett Shrader** was limited by health issues during the week. Stevens guided State to points on its first drive of the game, going six plays for 82 yards that was set up by a 62-yard Hill run to the Arkansas 3-yard line. The grad transfer QB then ignited an 11-play, 80-yard drive that ate up 5:21 before culminating with a fade route, 33-yard touchdown to **Osirus Mitchell** with 5:31 to go in the first quarter. Hill had 198 yards and all three touchdowns in the first half. The Bulldogs put the game out of reach right before the half ended when **Marcus Murphy**, making his first career start, stepped in front of a pass and returned it 32 yards for a touchdown to make it 38-10 at the break. Murphy finished with a team-high eight tackles. State continued the onslaught with three consecutive scoring drives to start the second half. **Farrod Green** caught his first touchdown of the season, and **Jace Christmann** capped a dominating drive that lasted 7:23 with a 46-yard field goal. **Erroll Thompson** added eight tackles, while **Willie Gay Jr.** finished with five tackles, 0.5 for loss and one fumble recovery. The Bulldogs scored on eight of their 11 drives on the day.

Mississippi State	14	24	7	9	- 54
Arkansas	0	10	7	7	- 24

1st	12:11	MSU	Kylin Hill 4 yd run (Jace Christmann kick)
	05:31	MSU	Osirus Mitchell 33 yd pass from Tommy Stevens (Jace Christmann kick)
2nd	14:04	MSU	Jace Christmann 26 yd field goal
	10:24	AR	Rakeem Boyd 52 yd run (Connor Limpert kick)
	07:55	MSU	Kylin Hill 2 yd run (Jace Christmann kick)
	05:00	AR	Connor Limpert 40 yd field goal
	02:42	MSU	Kylin Hill 1 yd run (Jace Christmann kick)
	01:59	MSU	Marcus Murphy 32 yd interception return (Jace Christmann kick)
3rd	10:33	MSU	Farrod Green 3 yd pass from Tommy Stevens (Jace Christmann kick)
	04:03	AR	Mike Woods 11 yd pass from John Stephen Jones (Connor Limpert kick)
4th	11:40	MSU	Jace Christmann 46 yd field goal
	09:47	AR	KJ Jefferson 5 yd run (Connor Limpert kick)
	08:22	MSU	Nick Gibson 47 yd run (Kody Schexnayder rush failed)

## Team Stats

	MSU	AR
FIRST DOWNS	27	10
Rushing	19	6
Passing	7	3
Penalty	1	1
NET YARDS RUSHING	460	184
Rushing Attempts	57	25
Average Per Rush	8.1	7.4
NET YARDS PASSING	180	101
Completions-Attempts-Int	13-19-0	9-24-1
Average Per Attempt	9.5	4.2
Average Per Completion	13.8	11.2
TOTAL OFFENSE YARDS	640	285
Total offense plays	76	49
Average Gain Per Play	8.4	5.8
Fumbles: Number-Lost	1-1	3-1
Penalties: Number-Yards	3-23	2-10
PUNTS-YARDS	2-86	6-262
KICKOFFS-YARDS	10-558	5-293
Punt returns: Number-Yards-TD	1-0-0	1--1-0
Kickoff returns: Number-Yds-TD	2-27-0	8-154-0
Interceptions: Number-Yds-TD	1-32-1	0-0-0
Fumble Returns: Number-Yds-TD	0-0-0	0-0-0
Possession Time	40:09	19:51
Third-Down Conversions	8 of 13	2 of 12
Fourth-Down Conversions	1 of 1	1 of 1
Red-Zone Scores-Chances	5-6	2-2
Sacks By: Number-Yards	0-0	0-0
PAT Kicks	6-6	3-3
Field Goals	2-2	1-1
Points off turnovers	7	3

# GAME 10

#5/4/4 Alabama  
MSU

38  
7

Nov. 16, 2019  
Davis Wade Stadium  
Starkville, Miss.  
57,607

## Mississippi State

RUSHING	Att.	Gain	Lost	Net	TD	Long	Avg.
Tommy Stevens	10	108	12	96	0	46	9.6
Nick Gibson	9	56	0	56	0	20	6.2
Kylin Hill	16	41	6	35	1	7	2.2
Isaiah Zuber	1	2	0	2	0	2	2.0
Garrett Shrader	1	0	1	-1	0	0	-1.0

PASSING	Com	Att	Int	Yds	TD	Long	Sacks
Tommy Stevens	12	21	1	82	0	30	1

RECEIVING	No.	Yds.	TD	Long
Kylin Hill	3	21	0	19
Stephen Guidry	3	18	0	10
Dedrick Thomas	2	6	0	5
Nick Gibson	2	4	0	5
Farrod Green	1	30	0	30
Lee Witherspoon	1	3	0	3

PUNTING	No.	Yds.	Avg.	Long	I20	TB
Tucker Day	5	197	39.4	48	1	0

FIELD GOALS	Att.	Made	Long	KICKS
--	--	--	--	--

ALL RETURNS	Punts			Kickoffs			Intercepted		
	No.	Yds.	Lg.	No.	Yds.	Lg.	No.	Yds.	Lg.
Dedrick Thomas	1	0	0	1	1	1	0	0	0

## Alabama

RUSHING	Att.	Gain	Lost	Net	TD	Long	Avg.
Najee Harris	17	92	4	88	3	20	5.2
B. Robinson Jr.	8	56	0	56	0	20	7.0
Tyrell Shavers	1	14	0	14	0	14	14.0
Keilan Robinson	3	10	0	10	0	9	3.3
Tua Tagovailoa	2	0	8	-8	0	0	-4.0

PASSING	Com	Att	Int	Yds	TD	Long	Sacks
Tua Tagovailoa	14	18	0	256	2	37	1
Mac Jones	7	11	0	94	0	26	0

RECEIVING	No.	Yds.	TD	Long
Jerry Jeudy	7	114	0	37
DeVonta Smith	6	92	0	34
Najee Harris	3	51	1	23
Henry Ruggs III	3	39	0	26
Jaylen Waddle	1	35	1	35
J. Billingsley	1	19	0	19

PUNTING	No.	Yds.	Avg.	Long	I20	TB
Ty Perine	2	79	39.5	42	1	0

FIELD GOALS	Att.	Made	Long	KICKS
Joseph Bulovas	1	1	22	made 22

ALL RETURNS	Punts			Kickoffs			Intercepted		
	No.	Yds.	Lg.	No.	Yds.	Lg.	No.	Yds.	Lg.
Jaylen Waddle	2	28	26	0	0	0	0	0	0
Shane Lee	0	0	0	0	0	0	1	10	10

## #4 Alabama Uses Big First Half To Beat MSU, 38-7

Fourth-ranked Alabama scored a pair of touchdowns in the first three minutes of the game to take control en route to dealing MSU a 38-7 setback in Davis Wade Stadium. On the first series, the Tide converted a big third down play for a 37-yard gain to Jerry Jeudy and scored two plays later. Then, Bulldog starting quarterback **Tommy Stevens** was intercepted on MSU's first play of scrimmage. On the ensuing play, the Tide completed a 19-yard touchdown. The Bulldogs had their best drive of the day on their second possession. Stevens provided a 27-yard rush and then found **Kylin Hill** for a 19-yard pass down to the Alabama 3. Three plays later, Hill capped an eight-play, 75-yard drive on a 1-yard rushing score that made it a seven point deficit, 14-7. The Tide responded with 24 unanswered and led 35-7 at the break. The only points of the second half came on a 22-yard field goal with 7:28 remaining in the third quarter. Injuries plagued both teams as **C.J. Morgan** left in the third quarter to a season-ending lower body injury. **Erroll Thompson** was State's leading tackler with nine on the day, including 0.5 sacks, one tackle for loss and one quarterback hurry. **Tyler Williams** added eight tackles and forced a fumble, while **Marquiss Spencer** racked up 1.5 tackles for loss and one quarterback hurry. Stevens finished with 178 yards of total offense, including a career-high 96 yards rushing.

Alabama	21	14	3	0	- 38
Mississippi State	7	0	0	0	- 7

1st	13:08	UA	Najee Harris 10 yd run (Joseph Bulovas kick)
	12:54	UA	Najee Harris 19 yd pass from Tua Tagovailoa (Joseph Bulovas kick)
	08:37	MSU	Kylin Hill 1 yd run (Jace Christmann kick)
	03:22	UA	Najee Harris 5 yd run (Joseph Bulovas kick)
2nd	14:15	UA	Jaylen Waddle 35 yd pass from Tua Tagovailoa (Joseph Bulovas kick)
	06:08	UA	Najee Harris 5 yd run (Joseph Bulovas kick)
3rd	07:28	UA	Joseph Bulovas 22 yd field goal

## Team Stats

	UA	MSU
FIRST DOWNS	24	11
Rushing	8	5
Passing	13	4
Penalty	3	2
NET YARDS RUSHING	160	188
Rushing Attempts	31	37
Average Per Rush	5.2	5.1
NET YARDS PASSING	350	82
Completions-Attempts-Int	21-29-0	12-21-1
Average Per Attempt	12.1	3.9
Average Per Completion	16.7	6.8
TOTAL OFFENSE YARDS	510	270
Total offense plays	60	58
Average Gain Per Play	8.5	4.7
Fumbles: Number-Lost	1-0	0-0
Penalties: Number-Yards	7-86	5-37
PUNTS-YARDS	2-79	5-197
KICKOFFS-YARDS	7-290	2-60
Punt returns: Number-Yards-TD	2-28-0	1-0-0
Kickoff returns: Number-Yds-TD	0-0-0	1-1-0
Interceptions: Number-Yds-TD	1-10-0	0-0-0
Fumble Returns: Number-Yds-TD	0-0-0	0-0-0
Miscellaneous Yards	0	0
Possession Time	27:57	32:03
Third-Down Conversions	6 of 10	3 of 12
Fourth-Down Conversions	0 of 1	1 of 4
Red-Zone Scores-Chances	5-5	1-2
Sacks By: Number-Yards	1-8	1-8
PAT Kicks	5-5	1-1
Field Goals	1-1	0-0
Points off turnovers	7	0

# 2019 MISSISSIPPI STATE ROSTER

No.	Name	Pos.	Ht.	Wt.	Cl.	Exp.	Hometown (Previous School)
1	Martin Emerson	CB	6-2	195	Fr.	HS	Pensacola, Fla. (Pine Forest)
1	Stephen Guidry	WR	6-4	200	Sr.	1L	New Roads, La. (Hinds [Miss.] CC)
2	Jarrian Jones	CB	6-0	190	Fr.	HS	Brandon, Miss. (Northwest Rankin)
2	Dedrick Thomas	WR	5-9	190	Sr.	3L	Memphis, Tenn. (Memphis Central)
3	Cameron Dantzler	CB	6-2	185	Jr.	2L	Hammond, La. (St. Thomas Aquinas)
4	JaVonta Payton	WR	6-1	180	Jr.	JC	Nashville, Tenn. (Northwest [Miss.] CC)
5	Osirus Mitchell	WR	6-5	210	Jr.	2L	Sarasota, Fla. (Booker)
5	Chauncey Rivers	DE	6-3	275	Sr.	1L	Stone Mountain, Ga. (East Mississippi CC)
6	Willie Gay Jr.	LB	6-2	240	Jr.	2L	Starkville, Miss. (Starkville)
6	Garrett Shrader	QB	6-4	220	Fr.	HS	Charlotte, N.C. (Charlotte Christian)
7	Marcus Murphy	S	6-1	200	So.	1L	West Point, Miss. (West Point)
7	Tommy Stevens	QB	6-5	235	Sr.	GTR	Indianapolis, Ind. (Penn State)
8	Kylin Hill	RB	5-11	215	Jr.	2L	Columbus, Miss. (Columbus)
8	Maurice Smitherman	CB	5-10	195	Sr.	3L	Adamsville, Ala. (Minor)
9	Malik Dear	WR	5-9	220	Sr.	3L	Jackson, Miss. (Murrah)
9	De'Monte Russell	DE	6-4	230	Fr.	HS	Jackson, Miss. (Provine)
10	Leo Lewis	LB	6-2	245	Sr.	3L	Brookhaven, Miss. (Brookhaven)
10	Keytaon Thompson	QB	6-4	225	Jr.	2L	New Orleans, La. (Landry-Walker)
11	Jaquarius Landrews	S	6-0	200	Sr.	1L	Summit, Miss. (Copiah-Lincoln [Miss.] CC)
11	Geor'quarius Spivey	TE	6-5	250	RFr.	RS	Monroe, La. (Richwood)
12	Shawn Preston Jr.	S	6-0	200	RFr.	RS	St. James, La. (St. James)
12	Isaiah Zuber	WR	6-0	190	Sr.	GTR	Stone Mountain, Ga. (Kansas State)
13	Kyziah Pruitt	WR	5-10	210	Fr.	HS	Macon, Miss. (Noxubee County)
13	Tyler Williams	CB	6-2	175	So.	1L	Oxford, Miss. (Lafayette)
14	Jalen Mayden	QB	6-2	230	RFr.	RS	Sachse, Texas (Sachse)
14	Nathaniel Watson	LB	6-2	245	RFr.	RS	Maplesville, Ala. (Maplesville)
15	Jack Harris	DE	6-3	245	Fr.	HS	Sumrall, Miss. (Oak Grove)
16	Korey Charles	CB	5-10	180	Jr.	2L	Miami, Fla. (North Florida Christian)
17	Logan Burnett	QB	6-2	200	Jr.	SQ	Pelham, Ala. (Bessemer Academy)
17	Aaron Odom	DE	6-3	270	So.	1L	Jackson, Miss. (Callaway)
18	Aaron Brule	LB	6-1	235	RFr.	RS	Metairie, La. (Archbishop Rummel)
18	Cameron Gardner	WR	6-4	220	RFr.	RS	Starkville, Miss. (Starkville)
19	Cole Deeds	K	6-2	180	RFr.	RS	Fairhope, Ala. (Fairhope)
19	Collin Duncan	S	6-0	195	Fr.	HS	Montgomery, Ala. (St. James)
20	Taury Dixon	CB	5-9	165	Jr.	1L	Madison, Miss. (East Mississippi CC)
20	Lee Tanner	WR	5-11	180	RFr.	RS	Madison, Miss. (Madison-Ridgeland Academy)
21	Nick Gibson	RB	5-11	215	Sr.	3L	Birmingham, Ala. (Pinson Valley)
21	Jaylon Reed	CB	6-0	190	RFr.	RS	Olive Branch, Miss. (Olive Branch)
22	Nathan Pickering	DT	6-4	315	Fr.	HS	Mount Olive, Miss. (Seminary)
22	Lee Witherspoon	RB	5-10	205	Fr.	HS	Birmingham, Ala. (North Jackson)
23	Raymond Freeman	LS	6-2	225	So.	SQ	Cantonment, Fla. (J.M. Tate Senior)
23	J.P. Purvis	S	6-1	200	Fr.	HS	Pelahatchie, Miss. (Pelahatchie Attendance Center)
24	Dylan Lawrence	CB	6-4	190	Fr.	HS	George County, Miss. (George County)
24	Tristan Pisacane	WR	5-9	180	Jr.	SQ	Franklin, Tenn. (Centennial)
25	Somon Anderson	S	6-0	200	So.	SQ	New Orleans, La. (Brother Martin)
25	Brad Cumbest	TE	6-5	250	RFr.	RS	Hurley, Miss. (East Central)
26	Aadreekis Conner	S	6-2	210	So.	SQ	Port Gibson, Miss. (Port Gibson)
26	Jordan Lawless	K	6-0	200	Jr.	SQ	Lindale, Texas (Tyler [Texas] JC)
26	Alec Murphy	RB	6-0	230	Sr.	3L	Nixa, Mo. (Nixa)
27	Esaias Furdge	CB	5-11	180	RFr.	RS	Clarksdale, Miss. (Clarksdale)
27	Kody Schexnayder	P	5-10	195	Sr.	2L	River Ridge, La. (John Curtis)
28	Londyn Craft	S	6-0	200	So.	SQ	Rio Rancho, N.M. (IMG Academy)
29	C.J. Morgan	S	6-0	200	Jr.	2L	Bossier City, La. (Parkway)
30	Sh'mar Kilby-Lane	LB	6-2	230	Sr.	1L	Hollywood, Fla. (Copiah-Lincoln [Miss.] CC)
32	Brian Cole II	S	6-2	210	Sr.	1L	Saginaw, Mich. (East Mississippi CC)
32	Robert Rivers	RB	5-11	210	So.	1L	Ocala, Fla. (Trinity Catholic)
33	Joshua Short	CB	5-10	185	RFr.	RS	Greenville, Miss. (Northwest Rankin)
34	Sherman Timbs	DE	6-2	265	So.	SQ	Indianola, Miss. (Indianola Academy)
35	Landon Guidry	S	6-0	195	So.	1L	Spring Hill, Tenn. (Independence)
37	Tucker Day	P	6-0	210	So.	1L	Brentwood, Tenn. (Brentwood)
38	Cason Grant	WR	5-11	180	RFr.	RS	Abilene, Texas (Wylie)

# 2019 MISSISSIPPI STATE ROSTER

No.	Name	Pos.	Ht.	Wt.	Cl.	Exp.	Hometown (Previous School)
38	Fred Peters	S	5-10	200	Jr.	JC	Columbia, Miss. (Jones County [Miss.] JC)
39	Nathan Swanson	LS	6-5	230	Sr.	SQ	Norcross, Ga. (Norcross)
40	Erroll Thompson	LB	6-1	250	Jr.	2L	Florence, Ala. (Florence)
41	Tim Washington	LB	6-3	240	Sr.	3L	Yazoo City, Miss. (Yazoo City)
42	Marquiss Spencer	DE	6-4	285	Jr.	2L	Greenwood, Miss. (Greenwood)
43	Fletcher Adams	DE	6-2	265	Sr.	3L	Brandon, Miss. (Brandon)
44	Jett Johnson	LB	6-2	235	RFr.	RS	Tupelo, Miss. (Tupelo)
45	Devon Robinson	DT	6-4	295	RFr.	RS	Memphis, Tenn. (Whitehaven)
46	Cody Swanson	S	6-0	180	Fr.	HS	Madison, Miss. (Madison-Ridgeland Academy)
47	Jace Christmann	K	6-0	200	Jr.	2L	Houston, Texas (Memorial)
48	Scott Goodman	K	5-10	200	So.	1L	Brandon, Miss. (Brandon)
51	R.J. Jennings	LB	6-0	235	Jr.	RS	Birmingham, Ala. (Briarwood Christian)
51	Stewart Reese	OL	6-5	345	Jr.	2L	Fort Pierce, Fla. (Fort Pierce Central)
52	Kobe Jones	DE	6-4	270	Jr.	2L	Starkville, Miss. (Starkville)
54	Fabien Lovett	DT	6-4	315	RFr.	RS	Olive Branch, Miss. (Olive Branch)
55	Greg Eiland	OL	6-8	335	Jr.	2L	Philadelphia, Miss. (Philadelphia)
56	Dareuan Parker	OL	6-4	330	Jr.	2L	Olive Branch, Miss. (DeSoto Central)
57	John Garner	DE	6-4	230	RFr.	RS	Ridgeland, Miss. (St. Andrew's Episcopal)
58	Kameron Jones	OL	6-5	325	RFr.	RS	Starkville, Miss. (Starkville)
62	Matt Stanic	OL	6-4	345	Jr.	SQ	Madison, Miss. (Madison Central)
63	LaQuinston Sharp	OL	6-3	315	Jr.	JC	Columbus, Miss. (East Mississippi CC)
64	Thomas Cox	LS	6-0	185	Jr.	JC	Fulton, Miss. (Itawamba [Miss.] CC)
67	Paul Blackwell	LS	5-10	210	Jr.	RS	Pascagoula, Miss. (Resurrection Catholic)
67	Charles Cross	OL	6-5	270	Fr.	HS	Laurel, Miss. (Laurel HS)
69	Kwatrivous Johnson	OL	6-7	330	RFr.	RS	Greenwood, Miss. (Greenwood)
70	Tommy Champion	OL	6-5	320	Sr.	1L	Jackson, Miss. (Copiah-Lincoln [Miss.] CC)
72	Brandon Cunningham	OL	6-4	305	Fr.	HS	St. Martin, Miss. (St. Martin)
73	Darryl Williams	OL	6-3	310	Sr.	2L	Bessemer, Ala. (Bessemer City)
74	Nick Pendley	OL	6-4	310	Fr.	HS	Canton, Ga. (Creekview)
75	Michael Story	OL	6-4	300	Sr.	3L	Ripley, Miss. (Ripley)
76	Brevyn Jones	OL	6-4	280	Fr.	HS	Center Point, Ala. (Huffman)
77	Cordavien Suggs	OL	6-6	315	So.	SQ	Jackson, Miss. (Fletcher)
78	Tyre Phillips	OL	6-5	345	Sr.	1L	Grenada, Miss. (East Mississippi CC)
79	Evans Wilkerson	OL	6-5	310	Sr.	3L	Ridgeland, Miss. (Jackson Academy)
82	Farrod Green	TE	6-4	240	Sr.	3L	Wesson, Miss. (Wesson Attendance Center)
83	Quinton Torbor	WR	6-1	195	Fr.	HS	Destrehan, La. (Destrehan)
84	Jaden Crumedy	DT	6-5	300	RFr.	RS	Hattiesburg, Miss. (Oak Grove)
84	Dontea Jones	TE	6-4	250	Jr.	2L	McCool, Miss. (Jireh (N.C.) Prep)
85	Austin Williams	WR	6-3	200	So.	1L	Ocean Springs, Miss. (Ocean Springs)
88	Powers Warren	TE	6-3	245	So.	1L	Minnetonka, Minn. (Minnetonka Senior)
90	Lee Autry	DT	6-2	305	Sr.	1L	Albemarle, N.C. (Itawamba [Miss.] CC)
92	Kendell Jones	DT	6-4	300	Sr.	2L	Pinson, Ala. (Clay-Chalkville)
93	Cameron Young	DT	6-3	305	RFr.	RS	Crosby, Miss. (Franklin County)
98	Joseph Garner	DE	6-3	235	RFr.	RS	Ridgeland, Miss. (St. Andrew's Episcopal)
95	Allen Love	DT	6-2	285	So.	TR	Birmingham, Ala. (Louisville)
97	Reed Bowman	P	6-0	200	Jr.	TR	Magnolia, Texas (Texas Tech)
99	James Jackson	DT	6-3	315	So.	1L	Pascagoula, Miss. (Pascagoula)

## PRONUNCIATION GUIDE

2	Jarrian Jones	JAR-ee-un
4	Izuchukwu King Ani	Iz-ooH-choo-kwoo
4	JaVonta Payton	ja-VON-tay
4	Dedrick Thomas	rhymes with red
5	Osirus Mitchell	o-SIGH-russ
9	Malik Dear	ma-LEAK
9	De'Monte Russell	DUH-mahn-tay
10	Keytaon Thompson	KEY-tahn
11	Jaquarius Landrews	ja-QUARE-ee-US
11	Geor'quarius Spivey	ja-QUARE-ee-US
12	Isaiah Zuber	ZOO-bur
13	Kyziah Pruitt	KUH-zeye-uh

18	Aaron Brule	BREW-lay
27	Esaias Furdge	ee-ZAH-yahs
27	Kody Schexnayder	SHEX-nye-dur
40	Erroll Thompson	AIR-uhl
47	Jace Christmann	CHRIST-man
55	Greg Eiland	rhymes with island
56	Dareuan Parker	DARE-ee-un
69	Kwatrivous Johnson	Kwa-TRAY-vee-us
77	Cordavien Suggs	COR-day-vee-uhn
78	Tyre Phillips	tie-REE
82	Farrod Green	fa-ROD
84	Dontea Jones	DAH-nyay

# 2019 MISSISSIPPI STATE COACHES

## ON THE FIELD



**JOE MOORHEAD**  
Head Coach  
Second Season



**TERRY RICHARDSON**  
Assistant Head Coach/Run  
Game Coordinator/RBs  
First Season



**DEKE ADAMS**  
Defensive Line  
First Season



**TERRELL BUCKLEY**  
Cornerbacks  
Fourth Season



**MARCUS JOHNSON**  
Offensive Line  
Second Season



**MICHAEL JOHNSON**  
Wide Receivers  
First Season



**JOEY JONES**  
Special Teams Coordinator  
Second Season



**CHRIS MARVE**  
Defensive Run Game Coordinator/LBs  
First Season

## IN THE BOOTH



**ANDREW BREINER**  
Pass Game Coordinator/QBs  
Second Season



**TONY HUGHES**  
Associate Head Coach/Tight Ends  
Eighth Season (second stint)



**BOB SHOOP**  
Defensive Coordinator/Safeties  
Second Season