

# MISSISSIPPI STATE FOOTBALL

## THE MATCHUP: GAME 10



MISSISSIPPI STATE BULLDOGS (4-5, 2-4 SEC)

at



#5/4/4 ALABAMA CRIMSON TIDE (8-1, 5-1 SEC)

November 16, 2019 • 11 a.m. CT • Starkville, Miss. • Davis Wade Stadium (61,337)

## STORYLINES

- Coming off its second open week of the season, Mississippi State hosts No. 3 Alabama on Saturday at 11 a.m. The game will be televised on ESPN with Steve Levy, Brian Griese, Todd McShay and Molly McGrath announcing.
- The Bulldogs set school records for total offensive yards (640) and rushing yards (460) in an SEC game two weeks ago in their 54-24 win at Arkansas. QB **Tommy Stevens** got the start at signal-caller and went 12-of-18 passing for 172 yards and two touchdowns. He completed passes to nine different Bulldogs and had big gains of 27, 33 and 42 yards.
- Highlighted by runs of 62, 58 and 37 yards, RB **Kylin Hill** ran for a career-high 234 yards and three touchdowns against the Razorbacks and was named the SEC Offensive Player of the Week. He is the third running back in school history to earn the honor multiple times in a career, joining Jerious Norwood (2002-05) and Anthony Dixon (2006-09).
- RB **Kylin Hill's** 234 rushing yards at Arkansas are the most by an SEC player in a conference game since LSU's Derrius Guice had 276 vs. Ole Miss on Oct. 21, 2017. Hill became the first player in MSU history with over 230 yards rushing and three touchdowns in the same game. The 234 rushing yards were the fifth-most by an MSU player in school history and just 24 shy of the school record. With the performance, Hill went over 1,000 yards rushing for the season, went over 2,000 for his career, and he tallied his SEC leading sixth 100-yard rushing game of the season.
- RB **Nick Gibson** also had a career performance against the Hogs, rushing for 129 yards and one touchdown. It marked the first time in school history MSU had a running back with 200+ rushing yards (Hill) and another running back with 100+ rushing yards (Gibson). Gibson's solid showing was highlighted by a 47-yard touchdown in the fourth quarter for State's longest such run of the season.
- The Bulldogs' offensive line, led by Rimington Trophy candidate C **Darryl Williams**, had arguably its most dominant effort of the season. The unit did not allow a sack or even a QB hit and surrendered just three hurries. They saw action in a season-high 76 plays, paving the way for 8.1 yards per rush and 13.8 yards per completion.
- LB **Erroll Thompson** is the Bulldogs' leading tackler (63), averaging 7.0 per game. Six different Bulldogs have combined for seven interceptions, including two returned for touchdowns. After LB **Willie Gay Jr.'s** pick-six vs. Kentucky on Sept. 21 and S **Marcus Murphy's** pick-six at Arkansas, State is the only SEC team with multiple interceptions returned for a touchdown against conference opponents this season. DE **Marquiss Spencer** has racked up 11 total pressures and four QB hits over the last five games, logging multiple pressures in each contest.
- The Bulldogs have relied heavily on its freshmen this season with 20 such players (10 true, 10 redshirt) having played at least one game through the first nine contests, while 15 sophomores and seven transfers (4 JUCO) have played at least one game. In addition, 17 different Bulldogs have seen game action for the first time, while 17 have earned starts for the first time. True freshman CB **Martin Emerson** earned his first career start vs. No. 2 LSU in place of CB **Maurice Smitherman**, who fell victim to a season-ending injury. At Texas A&M, true freshman CB **Jarrian Jones** got his first career start in place of injured CB **Cameron Dantzler**. Last game at Arkansas, RG **LaQuinston Sharp** and S **Marcus Murphy** earned starts.

## NUMBERS TO KNOW

384

Over the last two games, RB **Kylin Hill** has combined for 384 rushing yards, the most in the nation through Weeks 9 and 10

5

WR **Osirus Mitchell** has five TD catches of 20-plus yards, which is tied for second nationally and most in the SEC

217

MSU is averaging 217.0 rushing yards per game, which is 22nd nationally and third in the SEC

3

Three of MSU's eight 600-yard total offense games in school history have been produced during **Joe Moorhead's** first 22 games

150

State has generated 150 plays that have gained 10+ yards (77 pass, 73 rush), which is sixth in the SEC

2

The Bulldogs have returned two interceptions for touchdowns, which is tied for seventh nationally and second in the SEC

## BROADCAST INFORMATION

### TV: ESPN

Play-by-Play: Steve Levy

Analyst: Brian Griese and Todd McShay

Reporters: Molly McGrath

### RADIO: MSU SPORTS RADIO NETWORK

Play-by-Play: Neil Price

Analyst: Matt Wyatt

Sideline: Jay Perry

### SATELLITE RADIO

Sirius: 134 | XM: 191 | Internet: 962

## TEAM INFORMATION

### MISSISSIPPI STATE

Head Coach: Joe Moorhead (Fordham, 1996)

Rankings: NR (AP) / NR (Coaches)

Overall Record: 42-23\* (sixth season)

Overall On-Field Record: 50-23 (sixth season)

Mississippi State Record: 4-10\* (second season)

Mississippi State On-Field Record: 12-10 (second season)

### ALABAMA

Head Coach: Nick Saban (Kent State, 1973)

Rankings: #5 (CFP) / #4 (AP) / #4 (Coaches)

Overall Record: 245-64-1 (24th season)

Alabama Record: 154-22 (13th season)

## 2019 MISSISSIPPI STATE SCHEDULE

Overall: 4-5 | SEC: 2-4 | H: 2-2 | A: 2-3 | N: 0-0

### AUGUST (1-0)

31 at Louisiana (New Orleans) ESPNU W, 38-28

### SEPTEMBER (2-2)

7 Southern Miss ESPNU W, 38-15

14 Kansas State ESPN L, 31-24

21 Kentucky \* SEC Network W, 28-13

28 at #7/7 Auburn \* ESPN L, 56-23

### OCTOBER (0-3)

12 at Tennessee \* SEC Network L, 20-10

19 #2/3 LSU \* CBS L, 36-13

26 at Texas A&M \* SEC Network L, 49-30

### NOVEMBER (1-0)

2 at Arkansas \* SEC Network W, 54-24

16 #5/4/4 Alabama \* ESPN 11 a.m.

23 Abilene Christian (HC) SEC Network Alternate 6:30 p.m.

28 Ole Miss \* ESPN 6:30 p.m.

## MISSISSIPPI STATE COACHING STAFF

**Joe Moorhead**, head coach (2nd)

**Tony Hughes**, associate head coach/tight ends (8th, 2nd stint)\*

**Terry Richardson**, assistant head coach/run game coord./RBs (1st)

**Deke Adams**, defensive line (1st)

**Andrew Breiner**, pass game coordinator/QBs (2nd)\*

**Terrell Buckley**, cornerbacks (4th)

**Marcus Johnson**, offensive line (2nd)

**Michael Johnson**, wide receivers (1st)

**Joey Jones**, special teams coordinator (2nd)

**Chris Marve**, defensive run game coordinator/LBs (1st)

**Bob Shoop**, defensive coordinator/safeties (2nd)\*

\* - denotes in the booth



# GAME 10 DEPTH CHART: ALABAMA

## OFFENSE

<b>WR (X)</b>	1	Stephen Guidry	6-4	200	Sr.-1L
	18	Cameron Gardner	6-4	220	Fr.-RS
<b>WR (H)</b>	2	Dedrick Thomas	5-9	190	Sr.-3L
	12	Isaiah Zuber	6-0	190	Sr.-GTR
	85	Austin Williams	6-3	200	So.-1L
<b>WR (Z)</b>	5	Osirus Mitchell	6-5	210	Jr.-2L
	4	JaVonta Payton	6-1	180	Jr.-JC
	9	Malik Dear	5-9	220	Sr.-3L
<b>LT</b>	78	Tyre Phillips	6-5	345	Sr.-1L
	69	Kwatrivous Johnson	6-7	330	Fr.-RS
<b>LG</b>	56	Dareuan Parker	6-4	330	Jr.-2L
	75	Michael Story	6-4	300	Sr.-3L
<b>C</b>	73	Darryl Williams	6-3	310	Sr.-2L
	79	Evans Wilkerson	6-5	310	Sr.-3L
<b>RG</b>	51	Stewart Reese	6-5	345	Jr.-2L
	63	LaQuinston Sharp	6-3	315	Jr.-JC
<b>RT</b>	55	Greg Eiland	6-8	335	Jr.-2L
	70	Tommy Champion	6-5	320	Sr.-1L
<b>TE</b>	82	Farrod Green	6-4	240	Sr.-3L
	84	Dontea Jones	6-4	250	Jr.-2L
	-or- 11	Geor'quarius Spivey	6-5	250	Fr.-RS
	-or- 25	Brad Cumbest	6-5	250	Fr.-RS
	88	Powers Warren	6-3	245	So.-1L
<b>RB</b>	8	Kylin Hill	5-11	215	Jr.-2L
	21	Nick Gibson	5-11	215	Sr.-3L
	22	Lee Witherspoon	5-10	205	Fr.-HS
<b>QB</b>	6	Garrett Shrader	6-4	220	Fr.-HS
	-or- 7	Tommy Stevens	6-5	235	Sr.-GTR
	10	Keytaon Thompson	6-4	225	Jr.-2L

## SPECIALISTS

<b>PK</b>	47	Jace Christmann	6-0	200	Jr.-2L
	26	Jordan Lawless	6-0	200	Jr.-SQ
<b>KO</b>	48	Scott Goodman	5-10	200	So.-1L
<b>P</b>	37	Tucker Day	6-0	210	So.-1L
	97	Reed Bowman	6-0	200	Jr.-TR
<b>LS</b>	67	Paul Blackwell	5-10	210	Jr.-RS
<b>H</b>	27	Kody Schexnayder	5-10	195	Sr.-2L
<b>KR</b>	12	Isaiah Zuber	6-0	190	Sr.-GTR
	-or- 32	Brian Cole II	6-2	210	Sr.-1L
<b>PR</b>	9	Malik Dear	5-9	220	Sr.-3L
	-or- 32	Brian Cole II	6-2	210	Sr.-1L

## DEFENSE

<b>LE</b>	5	Chauncey Rivers	6-3	275	Sr.-1L
	17	Aaron Odom	6-3	270	So.-1L
<b>DT</b>	90	Lee Autry	6-2	305	Sr.-1L
	84	Jaden Crumedy	6-5	300	Fr.-RS
	92	Kendell Jones	6-4	300	Sr.-2L
<b>NG</b>	54	Fabien Lovett	6-4	315	Fr.-RS
	99	James Jackson	6-3	315	So.-1L
<b>RE</b>	42	Marquiss Spencer	6-4	285	Jr.-2L
	52	Kobe Jones	6-4	270	Jr.-2L
<b>WILL</b>	6	Willie Gay Jr.	6-2	240	Jr.-2L
	10	Leo Lewis	6-2	245	Sr.-3L
	18	Aaron Brule	6-1	235	Fr.-RS
<b>MIKE</b>	40	Erroll Thompson	6-1	250	Jr.-2L
	41	Tim Washington	6-3	240	Sr.-3L
	30	Sh'mar Kilby-Lane	6-2	230	Sr.-1L
<b>SAM</b>	41	Tim Washington	6-3	240	Sr.-3L
	30	Sh'mar Kilby-Lane	6-2	230	Sr.-1L
<b>STAR</b>	32	Brian Cole II	6-2	210	Sr.-1L
	38	Fred Peters	5-10	200	Jr.-JC
<b>CB</b>	1	Martin Emerson	6-2	195	Fr.-HS
	13	Tyler Williams	6-2	175	So.-1L
<b>FS</b>	29	C.J. Morgan	6-0	200	Jr.-2L
	7	Marcus Murphy	6-1	200	So.-1L
<b>SS</b>	11	Jaquarius Landrews	6-0	200	Sr.-1L
	35	Landon Guidry	6-0	195	So.-1L
<b>CB</b>	3	Cameron Dantzler	6-2	185	Jr.-2L
	16	Korey Charles	5-10	180	Jr.-2L

## PRONUNCIATION GUIDE

Aaron Brule	brew-LAY
Malik Dear	ma-LEAK
Jaquarius Landrews	ja-QUARE-ee-US
Jace Christmann	CHRIST-man
Jaden Crumedy	crum-eh-DEE
Greg Eiland	rhymes with island
Farrod Green	fa-ROD
Dontea Jones	dahn-TAY
Jarrian Jones	JAR-ee-un
Sh'mar Kilby-Lane	shuh-MAR
Kwatrivous Johnson	kwa-TRAY-vee-US
Osirus Mitchell	o-SIGH-russ
Dareuan Parker	DARE-ee-UN
JaVonta Payton	ja-VON-tay
Tyre Phillips	tie-REE
Kody Schexnayder	SHEX-nye-dur
Garrett Shrader	SHRAY-der
Geor'quarius Spivey	ja-QUARE-ee-US
Dedrick Thomas	rhymes with red
Erroll Thompson	AIR-uhl
Keytaon Thompson	KEY-tahn
Isaiah Zuber	ZOO-bur

# MEDIA INFORMATION

## 2019 MISSISSIPPI STATE FOOTBALL MEDIA SERVICES: GAME 10 VS. ALABAMA

### 11 MONDAY

**Coach Moorhead  
Press Conference**

12:30 p.m.  
Seal Media Room  
SEC Network+

### 12 TUESDAY

**Requested  
Offensive Players**

6:45 p.m.  
Seal Media Room

### 13 WEDNESDAY

**Coach Moorhead  
on SEC Teleconference**

11:50 a.m.  
Passcode from SEC  
  
Requested Defensive & Special  
Teams Players/  
DC Bob Shoop  
6:35 p.m.  
Seal Media Room

### 14 THURSDAY

**Dawg Talk with  
Joe Moorhead**

6:30 p.m. at The Veranda  
HailState.com/Plus  
Tune In app  
Local FM only

### 15 FRIDAY

no media availability

### 16 SATURDAY

**MSU vs. Alabama**

11 a.m. • ESPN • Davis Wade Stadium  
(Press Box opens at 7:30 a.m.  
and Media Will Call Gate C  
opens at 8 a.m.)

Coach Moorhead and selected  
players will be available after  
the game in the Golding Family  
Media Center located in north  
end zone of DWS.

### 17 SUNDAY

no media availability

#### MSU ATHLETIC COMMUNICATIONS FOOTBALL STAFF

**Bill Martin, Senior Associate AD/Communications** (*Joe Moorhead correspondence*)  
662-325-0967 (office) | 662-418-3821 (cell)  
BMartin@athletics.msstate.edu | @MSUBillMartin

**Brandon Langlois, Associate Director** (*player/assistant coach correspondence*)  
662-325-0093 (office) | 601-405-5650 (cell)  
BLanglois@athletics.msstate.edu | @BMLanglois

#### GAME-WEEK INTERVIEW POLICIES

##### Head Coach Joe Moorhead

Head coach Joe Moorhead's game-week press conferences begin Aug. 26 and will be held every Monday of a game week, including Labor Day. The press conference begins at 12:30 p.m. CT in the media room of the Leo Seal Jr. Football Complex. It will be streamed on SEC Network+ via WatchESPN.com and the Watch ESPN app, as well as MSU football's social media platforms. FTP video will be distributed to media on Monday afternoons. On-demand video will be available on HailState.com and MSU's YouTube channel (YouTube.com/HailState). Monday press conferences will not be held during open weeks (Sept. 30, Nov. 4).

Moorhead and the 13 other SEC coaches will be available on the SEC's coaches media teleconference. The teleconferences are every Wednesday from Aug. 28 until Nov. 27. Moorhead's 10-minute segment is scheduled from 11:50 a.m.-12 p.m. CT. Access to the teleconference is distributed by the SEC Communications Office.

Moorhead's weekly radio show, "Dawg Talk," makes its season debut on Thursday, Aug. 29 live from The Veranda in Starkville. The show airs from 6:30-7:30 p.m. CT on affiliates of the MSU Sports Network presented by Learfield, as well as HailState.com/plus and MSU's Facebook page. The show is held every Thursday during a game week with the exception of Egg Bowl week. The Egg Bowl week show will be held on Tuesday, Nov. 26.

Please contact **Bill Martin** for more information regarding Moorhead's media schedule.

##### Assistant Coaches

During game weeks, one selected assistant coach will be available in the Leo Seal Jr. Football Complex media room following Wednesday's practice. The assistant coach available each week will be distributed on Sundays when the weekly media schedule is announced.

Please contact **Brandon Langlois** for more information regarding assistant coaches.

##### Student-Athletes

All interviews with student-athletes must be arranged through Brandon Langlois in the MSU Athletic Communications Office. Media members are NOT permitted to contact student-athletes on their own at any time. This includes phone, E-mail, text or through social media platforms. Student-athletes' contact information will not be given out.

During game weeks, requested offensive players will be available following Tuesday's practice, while requested defensive players will be available following Wednesday's practice. All game-week player interviews will be conducted in the media room of the Leo Seal Jr. Football Complex. No player interviews will be conducted on the field. The training room, locker room and housing areas are considered private student-athlete areas and are off limits to the media.

Please submit your player requests to Brandon Langlois 24 hours in advance of the interview sessions. The deadlines are 5 p.m. Mondays for offense and 5 p.m. Tuesdays for defense. Final approval of players available during game week is at the discretion of the MSU Athletic Communications staff. True freshmen and newcomers will only be available if they see significant action in games.

Monday serves as MSU's designated NCAA "off day." Players are not available on Mondays for interviews of any kind.

##### Postgame Interviews

Head coach Joe Moorhead and selected players will be available for interviews following each game. For home games, Moorhead's press conference and player interviews will be conducted in the Golding Family Media Center located on the north end of Davis Wade Stadium. MSU interviews can be accessed via the northeast tunnel and then through the Dowsing-Bell Plaza. The visiting head coach and players will be available following the game in the visitors' media room located on the second floor of the M-Club Building in the south end zone. This area can be accessed via the left ramp in the south end zone. For road games, Moorhead and selected players will be available in the visitors' media room.

The MSU locker room is closed to media for both home and away games. MSU players and assistant coaches may NOT be approached on the field following games for interviews.

#### PRACTICES

All practices during the season are closed to the media and public.

#### LEO SEAL JR. FOOTBALL COMPLEX MEDIA ROOM

Game week media availabilities are held in the media room located on the top floor of the Leo Seal Jr. Football Complex. Media are welcome to work in this room beginning one hour prior to the media availability time and following the media availability.

#### ROBERT M. HARTLEY PRESS BOX/MEDIA WILL CALL

Media Will Call of Davis Wade Stadium opens three hours prior to kickoff at Gate C (SW side of the stadium across from Barnes and Noble). All patrons, including media, will go through metal detector procedures before entering Davis Wade Stadium. Media will enter at Gate C and all bags will be searched and tagged. For more information, visit HailState.com/metaldetector. The clear bag policy does not apply to credentialed media members.

The Robert M. Hartley Press Box, named for longtime Mississippi State Sports Information Director and administrator Bob Hartley, is located on the 200 level of the west side of Davis Wade Stadium. To access the press box, enter Gate C on the west side of Davis Wade Stadium and take the media elevator to Level 2.

In accordance with Mississippi State Athletic Communications and Football Writers Association of America (FWAA) rules, the Robert M. Hartley Press Box is a working press box and cheering or any other disruptive behavior will not be tolerated. Violators will be asked to leave and may be subject to further disciplinary action.

#### COLLEGEPRESSBOX.COM

CollegePressBox.com serves as a one-stop shop for all media needs regarding college football. Members can access player headshots, game notes, record books and more for all FBS schools. To apply for access, media are asked to enter their information at collegepressbox.com/register.

#### IMPORTANT PHONE NUMBERS

MSU Athletic Communications Main Number: (662) 322-8881  
Davis Wade Stadium at Scott Field Press Box: (662) 325-3776



## THE MOORHEAD FILE

**Hometown:** Pittsburgh, Pa.

**Education:** Fordham University, 1996 (B.A. English)

**Wife:** Jennifer

**Children:** Donovan (12), Mason (16), Kyra (18)

**Birthday:** November 2, 1973

### COACHING CAREER

**2018-p: Mississippi State (Head Coach)**

2016-17: Penn State (Offensive Coordinator/QBs)

2012-15: Fordham (Head Coach)

2011: Connecticut (Quarterbacks)

2009-10: Connecticut (Offensive Coordinator/QBs)

2006-08: Akron (Offensive Coordinator/Quarterbacks)

2005: Akron (Assistant HC/Pass Game & Recruiting Coord./WRs)

2004: Akron (WRs/Recruiting Coordinator/Punt Return)

2003: Georgetown (Offensive Coordinator/Quarterbacks)

2002: Georgetown (Pass Game Coordinator/Quarterbacks)

2001: Georgetown (Quarterbacks)

2000: Georgetown (Running Backs)

1999: Pittsburgh (Graduate Assistant/Defense)

1998: Pittsburgh (Graduate Assistant/Recruiting)

### BOWL GAMES, PLAYOFF GAMES COACHED IN

2018: Outback Bowl (Mississippi State)

2017: Rose Bowl (Penn State)

2015: FCS First Round (Fordham)

2014: FCS First, Second Round (Fordham)

2013: FCS First, Second Round (Fordham)

2011: Fiesta Bowl (Connecticut)

2010: PapaJohns.com Bowl (Connecticut)

2005: Motor City Bowl (Akron)

## BY THE NUMBERS

8

Wins on the field by MSU in Moorhead's first season, the most victories by a first-year Bulldog head coach since 1939

2

Just the second coach in MSU history to lead the Bulldogs to a bowl game in his first season, joining Jackie Sherrill in 1991

3

Moorhead led Fordham to the 2014 Patriot League title and three straight FCS playoff appearances

# JOE MOORHEAD

Second Season  
@BallCoachJoeMo

## 33RD HEAD FOOTBALL COACH AT MISSISSIPPI STATE 2016 & 2017 NATIONAL OFFENSIVE COORDINATOR OF THE YEAR

When Mississippi State Director of Athletics John Cohen was charged with identifying the Bulldogs' 33rd head football coach, he was looking for a man with a pedigree as a winner, an innovator with a blue-collar work ethic and at the forefront, a 'ball coach.' From the beginning of the search, Joe Moorhead was the unequivocal leader. Moorhead, the 2016 and 2017 National Offensive Coordinator of the Year and the mastermind behind Penn State's offensive juggernaut, enters his second season in Starkville in 2019. Officially named head coach on November 29, 2017, Moorhead became just the second MSU head coach to win eight or more games on the field in his debut season and the first since College Football Hall of Famer Allyn McKeen in 1939. The 45-year-old played a pivotal role in conference championships at his four previous coaching stops, including Penn State (2016), Fordham (2014), Connecticut (2010) and Akron (2005).

In his short time in Starkville, the Pittsburgh, Pennsylvania, native has already made a marvelous impact, securing a Top 25 national ranking, a New Year's Day bowl berth, multiple Top 25 recruiting classes, forming relationships around the state of Mississippi and developing a 'good to great' attitude within the program.

Behind one of the SEC's most potent rushing attacks and the nation's No. 1 defense, Moorhead's first State squad defeated two top-20 teams by double digits, won four out of its last five regular-season games and qualified for a school-record ninth-consecutive bowl. The Bulldogs dominated then-No. 8 Auburn, 23-9, on Oct. 6, while quarterback Nick Fitzgerald accounted for 329 yards of total offense as State put away then-No. 16 Texas A&M, 28-13, on Oct. 28.

MSU reclaimed the historic Golden Egg trophy when the Bulldogs throttled rival Ole Miss, 35-3, on Thanksgiving night in Oxford. It represented the largest margin of victory by a first-year MSU head coach in Egg Bowl history. The win also propelled State to a berth in its first-ever Outback Bowl, representing the program's second-most prestigious bowl this decade. Moorhead became just the second coach in Bulldog history to reach a bowl game in his first season, joining Jackie Sherrill's 1991 squad.

State held eight of its opponents to their lowest point total of the season, including then-No. 1 Alabama, No. 10 Florida and No. 16 Texas A&M. Moorhead's first Bulldog team secured the program's second-highest finish ever in the College Football Playoff rankings at No. 18, as well as a No. 25 ranking in the final Coaches poll.

For only the second time in program history and the first since 2000, MSU produced four All-Americans led by first-teamers defensive end Montez Sweat and center Elgton Jenkins as well as safety Johnathan Abram and defensive tackle Jeffery

Simmons. Under Moorhead's guidance, Fitzgerald secured his place as one of the best dual-threat quarterbacks in SEC history as he became the conference's all-time leading quarterback rusher in addition to shattering 13 school records. Six players also earned All-SEC distinction for their year-long performance.

The Bulldogs then made a major impact in the winter and spring of 2019. A school-record eight MSU players were invited to the NFL Combine. In April, three Bulldogs were called in the first round of the 2019 NFL Draft – a first in program history – as Simmons went No. 19 overall (Tennessee), Sweat went No. 26 (Washington) and Abram followed at No. 27 (Oakland). State's three first-round selections tied with Clemson and Alabama for the most in the nation. MSU finished with a three-day total of five draft selections, including Jenkins going in the second round to Green Bay and Gerri Green being chosen by Indianapolis in the sixth round. The four defensive picks were the most in a single draft in school history. An additional seven other Bulldogs signed free agent contracts, including Fitzgerald with Tampa Bay.

Moorhead's recruiting prowess has been evident as well. A year after signing the nation's No. 25 class after just a few weeks on the job, he hauled in the No. 24 ranked class in the spring of 2019 highlighted by the signing of Charles Cross, the first five-star offensive lineman prospect in MSU history and first overall offensive five star since 2002. Moorhead's 12 four-star or greater signees were the most in a two-year span at MSU since at least 2000 when recruiting database rankings began.

Off the field, Moorhead's group has been model citizens in the community and classroom. A total of 32 Bulldogs were recognized on the SEC Academic Honor Roll in his first season. The same fall as State finished in the Top 25 of the final polls, the Bulldogs posted the highest team GPA on record with a 2.84, as five student-athletes earned a perfect 4.0.

As a collegiate student-athlete at Fordham, Moorhead was a three-year starter at quarterback and a team captain as a senior. He was a second-team All-Patriot League pick as a senior, finishing 13th nationally in total offense. He graduated with school single-season records for completions and passing yards. Following his collegiate career, Moorhead spent time in the training camp of the Milwaukee Mustangs of the Arena Football League after playing the 1996 season for the Munich Cowboys of the E.F.A.F.

Moorhead received an English degree from Fordham in 1996. He and his wife, Jennifer, have three children: daughter Kyra (18), son Mason (16) and son Donovan (12). Moorhead, an avid Pittsburgh Steelers and Pirates fan, and his family are active members of the Starkville community.

## MOORHEAD'S YEAR-BY-YEAR HEAD COACHING RECORD

Year	School	Overall	Conf.	Notable
2012	Fordham	6-5	0-0	Fordham first winning season since 2007
2013	Fordham	12-2	0-0	FCS Playoffs Second Round, No. 9 ranking
2014	Fordham	11-3	6-0	FCS Playoffs Second Round, No. 11 ranking
2015	Fordham	9-3	5-1	FCS Playoffs First Round, No. 19 ranking
2018	Mississippi State	0-5* (8-5 on field)	0-4* (4-4 on field)	Outback Bowl, No. 18 CFP ranking, No. 25 Coaches ranking
2019	Mississippi State	4-5	2-4	
<b>TOTALS</b>	<b>(7th season)</b>	<b>42-23 (50-23 on field)</b>	<b>13-9 (17-9 on field)</b>	
<b>MSU Record</b>	<b>(2nd season)</b>	<b>4-10 (12-10 on field)</b>	<b>2-8 (6-8 on field)</b>	
<b>Fordham Record</b>	<b>(4 seasons)</b>	<b>38-13</b>	<b>11-1</b>	

\*wins vacated by the NCAA Committee on Infractions (Aug. 2019)



# 2019 HONORS AND AWARDS

## 2019 INDIVIDUAL HONORS

### LEE AUTRY – SR. – DT

Senior Bowl Watch List

### BRIAN COLE II – SR. – S

Senior Bowl Watch List

### CAMERON DANTZLER – JR. – CB

Bednarik Award Watch List

Jim Thorpe Award Watch List

Nagurski Trophy Watch List

Preseason Second Team All-American (Lindy's Sports)

Preseason Fourth Team All-American (Phil Steele, Athlon Sports)

Preseason Second Team All-SEC (Media, Coaches, PFF, Athlon Sports, Phil Steele)

### WILLIE GAY JR. – JR. – LB

Butkus Award Watch List

Preseason Third Team All-SEC (Phil Steele)

### FARROD GREEN – SR. – TE

John Mackey Award Watch List

PFF SEC Team of the Week (Week 1)

### STEPHEN GUIDRY – SR. – WR

Senior Bowl Watch List

### KYLIN HILL – JR. – RB

Maxwell Award Watch List

Doak Walker Award Watch List

Preseason Third Team All-SEC (Coaches, Athlon Sports, Phil Steele)

PFF SEC Team of the Week (Week 1)

PFF National Team of the Week (Week 10)

SEC Offensive Player of the Week (vs. Arkansas)

### KOBE JONES – JR. – DE

Wuerffel Trophy Watch List

Wuerffel Trophy Nominee

All-State AFCA Good Works Team Nominee

### JAQUARIUS LANDREWS – SR. S

Senior Bowl Watch List

### LEO LEWIS – SR. – LB

Senior Bowl Watch List

### TYRE PHILLIPS – SR. – OL

Senior Bowl Watch List

PFF SEC Team of the Week (Week 1)

### CHAUNCEY RIVERS – SR. – DE

Ted Hendricks Award Watch List

Senior Bowl Watch List

Preseason Third Team All-SEC (Media, Coaches, Athlon Sports, Phil Steele)

### GARRETT SHRADER – FR. – QB

SEC Freshman of the Week (vs. Kentucky)

### MAURICE SMITHERMAN – SR. – CB

Preseason All-SEC Honorable Mention (PFF)

### TOMMY STEVENS – SR. – QB

Senior Bowl Watch List

### DEDRICK THOMAS – SR. – WR

Senior Bowl Watch List

### ERROLL THOMPSON – JR. – LB

Bednarik Award Watch List

Butkus Award Watch List

Nagurski Trophy Watch List

Preseason First Team All-SEC (Media, Coaches, PFF, Athlon Sports)

Preseason Third Team All-SEC (Phil Steele)

### DARRYL WILLIAMS – SR. – C

Jason Witten Man of the Year Semifinalist

Senior CLASS Award Candidate

Rimington Trophy Watch List

Outland Trophy Watch List

Senior Bowl Watch List

Preseason Second Team All-American (Lindy's Sports)

Preseason All-SEC Honorable Mention (PFF)

Preseason Second Team All-SEC (Media, Coaches, Phil Steele)

Preseason Third Team All-SEC (Athlon Sports)

SEC Co-Offensive Lineman of the Week (vs. Southern Miss)

## STAFF PLAYERS OF THE WEEK

### AT LOUISIANA (AUG. 31)

**Offense:** RB Kylin Hill

**Defense:** CB Cameron Dantzler

**Special Teams:** P Tucker Day

**Scout Team for Defense:** QB Jalen Mayden

**Scout Team for Offense:** LB Nick Jarrett

**Scout Team for Special Teams:** S Cody Swanson

**Student-Athletes:** WR Quinton Torbor/Cody Swanson

### SOUTHERN MISS (SEPT. 9)

**Offense:** RB Kylin Hill

**Defense:** DE Marquiss Spencer

**Special Teams:** WR JaVonta Payton

**Scout Team for Defense:** RB Robert Rivers

**Scout Team for Offense:** LB Willie Gay Jr.

**Scout Team for Special Teams:** S Somon Anderson

**Student-Athletes:** WR Isaiah Zuber/S Fred Peters

### KENTUCKY (SEPT. 21)

**Offense:** RB Kylin Hill/QB Garrett Shrader

**Defense:** LB Erroll Thompson

**Special Teams:** P Tucker Day

**Scout Team for Defense:** WR Vincent Taylor

**Scout Team for Offense:** LB Jack Harris/CB Jaylon Reed

**Scout Team for Special Teams:** S Shawn Preston Jr.

**Student-Athletes:** DE Fletcher Adams/OL Cordavien Suggs

### ARKANSAS (NOV. 2)

**Offense:** RB Kylin Hill

**Defense:** S Marcus Murphy

**Special Teams:** K Jace Christmann

**Scout Team for Defense:** RB Kareem Walker

**Scout Team for Offense:** S Cody Swanson

**Scout Team for Special Teams:** S J.P. Purvis

**Student-Athletes:** S Collin Duncan / C Darryl Williams

# TOP 25 RANKINGS/ GAME-BY-GAME INFO

## ASSOCIATED PRESS POLL (WEEK 12)

RK.	TEAM	REC.	POINTS
1.	LSU (54)	9-0	1542
2.	Ohio State (5)	9-0	1480
3.	Clemson (3)	10-0	1441
4.	Alabama	8-1	1312
5.	Georgia	8-1	1267
6.	Oregon	8-1	1224
7.	Minnesota	9-0	1164
8.	Utah	8-1	1099
9.	Penn State	8-1	1003
10.	Oklahoma	8-1	1000
11.	Florida	8-2	934
12.	Baylor	9-0	932
13.	Auburn	7-2	871
14.	Michigan	7-2	744
15.	Wisconsin	7-2	657
16.	Notre Dame	7-2	593
17.	Cincinnati	8-1	567
18.	Memphis	8-1	510
19.	Boise State	8-1	371
20.	SMU	9-1	346
21.	Navy	7-1	228
22.	Texas	6-3	199
23.	Iowa	6-3	197
24.	Indiana	7-2	108
25.	Oklahoma State	6-3	77

**Others receiving votes:** Appalachian State 73, Kansas State 67, Texas A&M 42, Wake Forest 38, Louisiana Tech 25, Virginia 12, San Diego State 7, Iowa State 4, Virginia Tech 4, Washington 3, Pittsburgh 2, UCF 2, Air Force 2, USC 1, Illinois 1, North Dakota State 1.

## COACHES POLL (WEEK 12)

RK.	TEAM	REC.	POINTS
1.	LSU (55)	9-0	1591
2.	Ohio State (5)	9-0	1523
3.	Clemson (4)	10-0	1491
4.	Alabama	8-1	1356
5.	Georgia	8-1	1327
6.	Oregon	8-1	1269
7.	Minnesota	9-0	1154
8.	Oklahoma	8-1	1128
9.	Utah	8-1	1096
10.	Baylor	9-0	1028
11.	Penn State	8-1	942
12.	Florida	8-2	937
13.	Auburn	7-2	863
14.	Michigan	7-2	731
15.	Wisconsin	7-2	670
16.	Notre Dame	7-2	659
17.	Cincinnati	8-1	590
18.	Memphis	8-1	517
19.	Boise State	8-1	452
20.	SMU	9-1	326
21.	Navy	7-1	249
22.	Iowa	6-3	187
23.	Texas	6-3	163
24.	Appalachian State	8-1	133
25.	Indiana	7-2	123

**Others Receiving Votes:** Oklahoma State 49; Wake Forest 45; Louisiana Tech 43; Kansas State 38; San Diego State 32; Texas A&M 31; Air Force 25; Virginia Tech 17; Virginia 12; Wyoming 1; UL Lafayette 1; UCF 1.

## CFP RANKINGS (NOV. 12)

RK.	TEAM	REC.
1.	LSU	9-0
2.	Ohio State	9-0
3.	Clemson	10-0
4.	Georgia	8-1
5.	Alabama	8-1
6.	Oregon	8-1
7.	Utah	8-1
8.	Minnesota	9-0
9.	Penn State	8-1
10.	Oklahoma	8-1
11.	Florida	8-2
12.	Auburn	7-2
13.	Baylor	9-0
14.	Wisconsin	7-2
15.	Michigan	7-2
16.	Notre Dame	7-2
17.	Cincinnati	8-1
18.	Memphis	8-1
19.	Texas	6-3
20.	Iowa	6-3
21.	Boise State	8-1
22.	Oklahoma State	6-3
23.	Navy	7-1
24.	Kansas State	6-3
25.	Appalachian State	8-1

## MISSISSIPPI STATE GAME-BY-GAME NOTABLES

Opponent	Time (CT)	TV	Location	Length	Won Coin Toss	Defer/Receive	Helmet/Jerseys/Pants	Attendance
at Louisiana	11:01 a.m.	ESPNU	New Orleans, LA	3:37	Louisiana	Defer	White/White/White	22,440
Southern Miss	2:32 p.m.	ESPNU	Starkville	3:08	MSU	Defer	White/Maroon/White	55,143
Kansas State	11:02 a.m.	ESPN	Starkville	3:29	Kansas State	Defer	Maroon/Maroon/Gray	54,522
Kentucky	3:01 p.m.	SECN	Starkville	3:19	MSU	Defer	White/Maroon/White	54,556
at Auburn	6:10 p.m.	ESPN	Auburn, AL	3:30	Auburn	Defer	Maroon/White/Maroon	87,451
at Tennessee	12:03 p.m.	SECN	Knoxville, TN	2:56	Tennessee	Defer	White/White/White	85,462
LSU	2:39 p.m.	CBS	Starkville	3:17	LSU	Defer	White/Maroon/Maroon	59,282
at Texas A&M	11:03 p.m.	SECN	College Station, TX	3:27	Texas A&M	Defer	Maroon/White/Gray	102,025
at Arkansas	3:03 p.m.	SECN	Fayetteville, AR	3:05	Arkansas	Defer	White/White/White	52,256
Alabama								
Abilene Christian								
Ole Miss								

# TRENDS / TOP GAMES / MSU IN NFL

## MSU TRENDS / RECORD WHEN

	2019	Moorhead	Streak
August	1-0	1-0	W1
September	2-2	5-4	L1
October	0-3	2-4	L3
November	1-0	4-1	W3
December-January	0-0	0-1	L1

### MSU's Conference Record...

at home	1-1	4-2	L1
on the road	1-3	2-6	W1

### MSU's Non-Conference Record...

at home	1-1	4-1	L1
on the road	1-0	2-0	W3
neutral	0-0	0-1	L1

### MSU vs. Ranked Opponents...

overall	0-2	2-4	L3
at home	0-1	2-1	L1
on the road	0-1	0-3	L9
neutral	0-0	0-0	L3
vs. Top 10	0-1	1-4	L5

### MSU's Record in Games...

decided by 7 pts or less	0-1	0-3	L3
decided by 3 pts or less	0-0	0-0	L1
Road during the day	2-2	3-3	W1
Road at night	0-1	1-3	L1
Home during the day	2-2	3-2	L1
Home at night	0-0	5-1	W3

### MSU's Record When Scoring...

less than 21 points	0-3	0-7	L9
21 or more points	4-3	12-4	W1
24 or more points	4-2	11-2	W1
30 or more points	3-1	9-1	W1

### MSU's Record When Allowing...

less than 21 points	2-1	10-3	L1
21 or more points	2-2	7-5	W1
24 or more points	2-3	2-6	W1
30 or more points	0-3	0-3	L3

### MSU's Record When...

MSU scores first	4-0	10-3	W4
Opponent scores first	0-2	2-6	L6
Leading after the 1st qtr	3-0	9-2	W3
Trailing after the 1st qtr	0-4	0-6	L7
Leading at halftime	4-0	11-1	W8
Trailing at halftime	0-4	1-7	L6
Leading after the 3rd qtr	4-1	12-1	W2
Trailing after the 3rd qtr	0-4	0-7	L7

### MSU's Record With...

less than 300 yards	0-1	0-5	L9
400+ yards total offense	2-1	9-1	L1
500+ yards total offense	0-0	4-0	W4
600+ yards total offense	1-0	3-0	W6
less than 100 yards rush	0-0	0-2	L5
100+ yards rushing	3-5	11-8	L4
150+ yards rushing	3-2	10-4	L1
200+ yards rushing	3-2	10-3	L1
250+ yards rushing	2-0	8-0	W9
less than 200 yards pass	3-3	7-8	W1
300+ yards passing	0-0	1-0	W1
350+ yards passing	0-0	1-0	W6
400+ yards passing	0-0	0-0	W2
450+ yards passing	0-0	0-0	W1

## TOP GAMES

### 200-YARD PASSING GAMES

#### Garrett Shrader, Fr., QB (2)

238, LSU, 2019

209, at Auburn, 2019

#### Tommy Stevens, Sr., QB (1)

236, at Louisiana, 2019

#### Keytaon Thompson, Jr., QB (1)

364, Stephen F. Austin, 2018

### 100-YARD RUSHING GAMES

#### Kylin Hill, Jr., RB (9)

234, at Arkansas, 2019

211, at Kansas State, 2018

197, at Louisiana, 2019

150, at Texas A&M, 2019

126, Auburn, 2018

123, Southern Miss, 2019

120, Kentucky, 2019

111, Kansas State, 2019

108, at Ole Miss, 2018

#### Keytaon Thompson, Jr., QB (3)

147, Louisville, 2017

121, Ole Miss, 2017

109, Stephen F. Austin, 2018

#### Garrett Shrader, Fr., QB (1)

125, Kentucky, 2019

#### Nick Gibson, Sr., RB (1)

129, at Arkansas, 2019

### 100-YARD RECEIVING GAMES

#### Stephen Guidry, Sr., WR (1)

130, Texas A&M, 2018

#### Osirus Mitchell, Jr., WR (1)

114, Stephen F. Austin, 2018

## BULLDOGS IN THE NFL

Name	at MSU	Team	Year	Pos.
Johnathan Abram - IR	2017-18	Oakland	R	S
Johnathan Abram - IR	2017-18	Oakland	R	S
Denico Autry	2012-13	Indianapolis	6	DT/DE
Hunter Bradley	2012-17	Green Bay	2	LS
Fred Brown	2014-15	Denver	1	WR
Richie Brown - IR	2012-16	Atlanta	1	LB
Deion Calhoun	2014-18	Miami	R	OG
Taveze Calhoun - IR	2011-15	Atlanta	1	CB
Logan Cooke	2014-17	Jacksonville	2	P
Fletcher Cox*^	2009-11	Philadelphia	8	DT
J.T. Gray	2014-17	New Orleans	2	DB
Gerri Green - #	2014-18	Indianapolis	R	LB
Braxton Hoyett - #	2014-18	Kansas City	R	DT
Gabe Jackson*	2009-13	Oakland	6	OG
Elgton Jenkins	2014-18	Green Bay	R	OG
Justin Johnson - IR	2015-18	Seattle	R	TE
Malcolm Johnson - IR	2010-14	Green Bay	3	FB
Chris Jones*	2013-15	Kansas City	4	DT
Kyle Love	2006-09	Carolina	8	DT
Benardrick McKinney*^	2011-14	Houston	5	LB
Mark McLaurin - IR	2015-18	New York	R	LB
Pernell McPhee - IR	2009-10	Baltimore	9	LB
Dak Prescott*^	2011-15	Dallas	4	QB
Martinas Rankin	2015-17	Kansas City	2	OT
Will Redmond	2012-15	Green Bay	4	S
Jeffery Simmons	2016-18	Tennessee	R	DL
Darius Slay*^	2011-12	Detroit Lions	7	CB
Preston Smith*	2011-14	Green Bay	5	LB
Montez Sweat	2017-18	Washington	R	R
Jordan Thomas - IR	2016-17	Houston	2	TE
K.J. Wright*	2007-10	Seattle	9	LB

\* - 2018 Regular Starter

^ - 2018 Pro Bowl Selection

IR - Injured Reserved

# - Practice Squad

FROM STATE  
TO SUNDAYS

# INSIDE THE SERIES VS. ALABAMA

## SERIES SUPERLATIVES

**Most points scored by Mississippi State:** 34 (1988)  
**Most points scored by Alabama:** 59 (1922)  
**Largest margin of victory by Mississippi State:** +22 (2000)  
**Largest margin of victory by Alabama:** +59 (1922)  
**Longest winning streak by Mississippi State:** 3 (1912-14)  
**Longest winning streak by Alabama:** 22 (1958-79)  
**Last win by Mississippi State:** 17-12 (2007)  
**Last win by Alabama:** 24-0 (2018)  
**Current winning streak:** 11, Mississippi State (2008-18)

## TOP INDIVIDUAL PERFORMANCES

### INDIVIDUAL 100-YARD RUSHING GAMES (17)

Yds.	Player	Date	Att.
237	James Johnson	11-14-1998	36
198	James Johnson	11-15-1997	23
147	Joe Robertson	10-25-1952	17
123	Kevin Bouie	11-12-1994	17
121	Anthony Dixon	11-4-2006	25
119	Wayne Jones	11-3-1973	22
118	Hank Phillips	10-31-1987	25
117	Hank Phillips	11-2-1985	22
117	Dontae Walker	11-13-2000	16
115	Wally Beech	10-28-1950	18
107	Michael Davis	11-12-1994	21
106	Lewis Grubbs	10-31-1970	8
104	Dicenzo Miller	11-11-2000	16
102	Hoyle Granger	10-30-1965	21
102	Michael Davis	11-13-1993	23
101	Hoyle Granger	10-31-1964	17
101	Dontae Walker	11-10-2001	15

### INDIVIDUAL 100-YARD RECEIVING GAMES (9)

Yds.	Player	Date	Rec.
168	Mardye McDole	11-4-1978	9
166	Fred Hadley	10-29-1988	7
127	Fred Hadley	10-31-1987	5
115	Jerry Bouldin	10-29-1988	5
115	Kenny Causey	11-13-1993	7
114	Fred Ross	11-14-2015	8
114	James Bloodworth	11-2-1985	5
111	Danny Knight	10-29-1983	6
109	Kelvin Love	11-13-1999	4

### INDIVIDUAL 250-YARD PASSING GAMES (7)

Yds.	Player	Date
429	Dave Marler	11-4-1978
335	Tony Shell	10-29-1988
300	Dak Prescott	11-14-2015
297	Don Smith	11-2-1985
290	Dak Prescott	11-15-2014
262	Wayne Madkin	11-11-2000
258	Tommy Pharr	11-1-1969

## SERIES NOTABLES

MSU and Alabama are meeting for the 104th time ... The Crimson Tide holds an 82-18-3 edge in the all-time series ... Alabama has won 11 straight in the series and five straight in Starkville ... MSU's last win over Alabama occurred on Nov. 10, 2007 by a score of 17-12 in Starkville (Alabama was ranked No. 21 in that game in Nick Saban's first season) ... This game will be the ninth straight in the series that Alabama is ranked inside the top five at the time of the matchup ... The Bulldogs' last victory in Tuscaloosa was Nov. 4, 2006, by a score of 24-16 ... At 83 miles, Alabama is the closest SEC campus to Starkville.

## 2019 TEAM COMPARISONS

Statistic	MISSISSIPPI STATE			ALABAMA		
	Value	FBS	SEC	Value	FBS	SEC
3rd Down Conversion Pct	0.392	75	8	0.532	3	1
3rd Down Conversion Pct Defense	0.360	43	7	0.369	50	9
4th Down Conversion Pct	0.500	73	6	0.667	22	2
4th Down Conversion Pct Defense	0.444	38	9	0.385	19	5
Blocked Kicks	-	-	-	3	8	1
Blocked Kicks Allowed	0	1	1	1	43	4
Blocked Punts	-	-	-	2	4	1
Blocked Punts Allowed	0	1	1	0	1	1
Completion Percentage	0.585	87	8	0.711	5	2
Defensive TDs	2	16	3	2	16	3
Fewest Penalties	53	40	3	66	99	12
Fewest Penalties Per Game	5.89	46	4	7.33	108	13
Fewest Penalty Yards	420	26	2	603	101	13
Fewest Penalty Yards Per Game	46.67	29	2	67.00	111	13
First Downs Defense	176	41	8	180	44	9
First Downs Offense	204	47	7	223	25	3
Fumbles Lost	10	121	14	3	10	1
Fumbles Recovered	11	4	1	9	11	3
Kickoff Return Defense	20.06	53	8	14.95	3	1
Kickoff Returns	17.65	108	12	19.75	78	7
Net Punting	38.17	68	8	35.24	120	14
Passes Had Intercepted	9	89	10	4	14	1
Passes Intercepted	7	62	9	10	20	4
Passing Offense	190.8	103	11	347.4	4	2
Passing Yards Allowed	227.3	66	10	203.8	38	7
Passing Yards per Completion	13.11	37	4	14.75	13	1
Punt Return Defense	9.92	96	8	8.00	74	7
Punt Returns	6.00	89	13	24.88	1	1
Red Zone Defense	0.811	48	11	0.840	78	12
Red Zone Offense	0.848	62	6	0.833	68	7
Rushing Defense	161.9	69	11	131.7	33	6
Rushing Offense	217.0	22	3	163.0	68	8
Sacks Allowed	2.44	90	12	1.11	9	2
Scoring Defense	30.2	86	12	18.7	16	4
Scoring Offense	28.7	69	7	47.8	3	1
Tackles for Loss Allowed	5.11	39	7	5.00	32	5
Team Passing Efficiency	135.46	70	6	196.47	2	1
Team Passing Efficiency Defense	143.64	94	12	116.87	25	6
Team Sacks	1.44	109	13	2.67	33	3
Team Tackles for Loss	4.3	116	14	6.1	61	6
Time of Possession	32:32	20	3	30:20	55	5
Total Defense	389.2	60	11	335.4	30	6
Total Offense	407.8	66	8	510.4	8	2
Turnover Margin	-0.11	72	11	1.33	3	1
Turnovers Gained	18	13	3	19	9	2
Turnovers Lost	19	117	13	7	6	1



# INSIDE THE SERIES VS. ALABAMA

## MISSISSIPPI STATE VS. ALABAMA: ALL-TIME RESULTS (ALABAMA LEADS, 82-18-3)

10/24/1896:	UA, 20-0	at Tuscaloosa, Ala.
11/26/1901:	UA, 45-0	at Tuscaloosa, Ala.
11/8/1902:	UA, 27-0	at Tuscaloosa, Ala.
10/16/1903:	MSU, 11-0	at Columbus, Miss.
10/15/1904:	UA, 6-0	at Columbus, Miss.
10/14/1905:	UA, 34-0	at Tuscaloosa, Ala.
11/3/1906:	UA, 16-4	at Starkville
10/20/1911:	Tied, 6-6	at Columbus, Miss.
10/18/1912:	MSU, 7-0	at Aberdeen, Miss.
11/27/1913:	MSU, 7-0	at Birmingham, Ala.
11/26/1914:	MSU, 9-0	at Birmingham, Ala.
11/27/1919:	UA, 14-6	at Birmingham, Ala.
11/25/1920:	UA, 24-7	at Birmingham, Ala.
11/24/1921:	Tied, 7-7	at Birmingham, Ala.
11/30/1922:	UA, 59-0	at Birmingham, Ala.
10/31/1925:	UA, 6-0	at Tuscaloosa, Ala.
10/9/1926:	UA, 26-7	at Meridian, Miss.
10/29/1927:	UA, 13-7	at Tuscaloosa, Ala.
10/13/1928:	UA, 46-0	at Starkville
10/10/1931:	UA, 53-0	at Meridian, Miss.
10/1/1932:	UA, 53-0	at Montgomery, Ala.
10/14/1933:	UA, 18-0	at Tuscaloosa, Ala.
10/13/1934:	UA, 41-0	at Tuscaloosa, Ala.
10/12/1935:	MSU, 20-7	at Tuscaloosa, Ala.
10/10/1936:	UA, 7-0	at Tuscaloosa, Ala.
10/28/1939:	UA, 7-0	at Tuscaloosa, Ala.
11/30/1940:	MSU, 13-0	at Tuscaloosa, Ala.
10/4/1941:	MSU, 14-0	at Tuscaloosa, Ala.
10/3/1942:	UA, 21-6	at Tuscaloosa, Ala.
11/18/1944:	UA, 19-0	at Tuscaloosa, Ala.
12/1/1945:	UA, 55-13	at Tuscaloosa, Ala.
11/30/1946:	UA, 24-7	at Tuscaloosa, Ala.
10/23/1948:	UA, 10-7	at Starkville
10/22/1949:	UA, 35-6	at Tuscaloosa, Ala.
10/28/1950:	UA, 14-7	at Tuscaloosa, Ala.
10/27/1951:	UA, 7-0	at Starkville
10/25/1952:	UA, 42-19	at Tuscaloosa, Ala.
10/24/1953:	Tied, 7-7	at Tuscaloosa, Ala.
10/23/1954:	MSU, 12-7	at Tuscaloosa, Ala.
10/22/1955:	MSU, 26-7	at Tuscaloosa, Ala.
10/27/1956:	UA, 13-12	at Tuscaloosa, Ala.
10/26/1957:	MSU, 25-13	at Tuscaloosa, Ala.
10/25/1958:	UA, 9-7	at Starkville
10/31/1959:	UA, 10-0	at Tuscaloosa, Ala.
10/29/1960:	UA, 7-0	at Starkville

11/4/1961:	UA, 24-0	at Tuscaloosa, Ala.
11/3/1962:	UA, 20-0	at Starkville
11/2/1963:	UA, 20-19	at Tuscaloosa, Ala.
10/31/1964:	UA, 23-6	at Jackson, Miss.
10/30/1965:	UA, 10-7	at Jackson, Miss.
10/29/1966:	UA, 27-14	at Tuscaloosa, Ala.
11/4/1967:	UA, 13-0	at Tuscaloosa, Ala.
11/2/1968:	UA, 20-13	at Tuscaloosa, Ala.
11/1/1969:	UA, 23-19	at Jackson, Miss.
10/31/1970:	UA, 35-6	at Tuscaloosa, Ala.
10/30/1971:	UA, 41-10	at Jackson, Miss.
11/4/1972:	UA, 58-14	at Tuscaloosa, Ala.
11/3/1973:	UA, 35-0	at Jackson, Miss.
11/2/1974:	UA, 35-0	at Tuscaloosa, Ala.
11/1/1975:	UA, 21-10	at Jackson, Miss.
10/30/1976:	UA, 34-17	at Tuscaloosa, Ala.
10/29/1977:	UA, 37-7	at Jackson, Miss.
11/4/1978:	UA, 35-14	at Birmingham, Ala.
11/3/1979:	UA, 24-7	at Tuscaloosa, Ala.
11/1/1980:	MSU, 6-3	at Jackson, Miss.
10/31/1981:	UA, 13-10	at Tuscaloosa, Ala.
10/30/1982:	UA, 20-12	at Jackson, Miss.
10/29/1983:	UA, 35-18	at Tuscaloosa, Ala.
11/3/1984:	UA, 24-20	at Jackson, Miss.
11/2/1985:	UA, 44-28	at Tuscaloosa, Ala.
11/1/1986:	UA, 38-3	at Starkville
10/31/1987:	UA, 21-18	at Birmingham, Ala.
10/29/1988:	UA, 53-34	at Starkville
11/4/1989:	UA, 23-10	at Birmingham, Ala.
11/3/1990:	UA, 22-0	at Starkville
11/2/1991:	UA, 13-7	at Tuscaloosa, Ala.
11/14/1992:	UA, 30-21	at Starkville
11/13/1993:	UA, 36-25*	at Tuscaloosa, Ala.
11/12/1994:	UA, 29-25	at Starkville
11/11/1995:	UA, 14-9	at Tuscaloosa, Ala.
11/16/1996:	MSU, 17-16	at Starkville
11/15/1997:	MSU, 32-20	at Tuscaloosa, Ala.
11/14/1998:	MSU, 26-14	at Starkville
11/13/1999:	UA, 19-7	at Tuscaloosa, Ala.
11/11/2000:	MSU, 29-7	at Starkville
11/10/2001:	UA, 24-17	at Tuscaloosa, Ala.
11/9/2002:	UA, 28-14	at Tuscaloosa, Ala.
11/8/2003:	UA, 38-0	at Starkville
11/6/2004:	UA, 30-14	at Tuscaloosa, Ala.
11/5/2005:	UA, 17-0	at Starkville

11/4/2006:	MSU, 24-16	at Tuscaloosa, Ala.
11/10/2007:	MSU, 17-12	at Starkville
11/15/2008:	UA, 32-7	at Tuscaloosa, Ala.
11/14/2009:	UA, 31-3	at Starkville
11/13/2010:	UA, 30-10	at Tuscaloosa, Ala.
11/12/2011:	UA, 24-7	at Starkville
10/27/2012:	UA, 38-7	at Tuscaloosa, Ala.
11/16/2013:	UA, 20-7	at Starkville
11/15/2014:	UA, 25-20	at Tuscaloosa, Ala.
11/14/2015:	UA, 31-6	at Starkville
11/12/2016:	UA, 51-3	at Tuscaloosa, Ala.
11/11/2017:	UA, 31-24	at Starkville
11/10/2018:	UA, 24-0	at Tuscaloosa, Ala.

*at Starkville: UA, 19-4*

*at Tuscaloosa: UA, 44-9-1*

*at Neutral Sites: UA, 19-5-2*

# INSIDE THE SERIES VS. ALABAMA

## LAST GAME VS. ALABAMA

#16/18/15 MSU 0  
#1/1/1 Alabama 24

Nov. 10, 2018  
Bryant-Denny Stadium  
Tuscaloosa, Ala.  
101,821

### Mississippi State

RUSHING	Att.	Gain	Lost	Net	TD	Long	Avg.
Kylin Hill	7	53	6	47	0	38	6.7
Aeris Williams	7	29	1	28	0	8	4.0
TEAM	2	0	8	-8	0	0	-4.0
Nick Fitzgerald	14	18	41	-23	0	11	-1.6

PASSING	Com	Att	Int	Yds	TD	Long	Sacks
Nick Fitzgerald	11	20	0	125	0	23	5

RECEIVING	No.	Yds.	TD	Long
Dedrick Thomas	2	25	0	20
Osirus Mitchell	2	17	0	9
Justin Johnson	2	14	0	7
Aeris Williams	1	23	0	23
Farrod Green	1	12	0	12
Stephen Guidry	1	12	0	12
Kylin Hill	1	11	0	11
Dontea Jones	1	11	0	11

PUNTING	No.	Yds.	Avg.	Long	I20	TB
Tucker Day	8	294	36.8	51	2	0

FIELD GOALS	Att.	Made	Long	KICKS
Jace Christmann	1	0	0	41 missed

ALL RETURNS	Punts			Kickoffs			Intercepted		
	No.	Yds.	Lg.	No.	Yds.	Lg.	No.	Yds.	Lg.
Dedrick Thomas	1	-9	0	1	12	12	0	0	0
Willie Gay Jr.	0	0	0	0	0	0	1	3	3

### Alabama

RUSHING	Att.	Gain	Lost	Net	TD	Long	Avg.
Josh Jacobs	20	99	2	97	1	17	4.8
Damien Harris	14	53	0	53	1	12	3.8
Najee Harris	3	16	0	16	0	8	5.3
Tua Tagovailoa	8	15	39	-24	0	10	-3.0

PASSING	Com	Att	Int	Yds	TD	Long	Sacks
Tua Tagovailoa	14	21	1	164	1	25	4
Mac Jones	3	6	0	-1	0	5	0

RECEIVING	No.	Yds.	TD	Long
Jerry Jeudy	6	45	0	13
Irv Smith Jr.	5	70	0	25
Jaylen Waddle	3	26	0	12
Josh Jacobs	2	12	1	14
DeVonta Smith	1	10	0	10

PUNTING	No.	Yds.	Avg.	Long	I20	TB
Mike Bernier	5	183	36.6	43	1	0

FIELD GOALS	Att.	Made	Long	KICKS
Joseph Bulovas	1	1	49	49 made

ALL RETURNS	Punts			Kickoffs			Intercepted		
	No.	Yds.	Lg.	No.	Yds.	Lg.	No.	Yds.	Lg.
Josh Jacobs	0	0	0	1	27	27	0	0	0

## Defense Shines in 24-0 Loss at No. 1 Alabama

Top-ranked Alabama jumped out to a 14-0 lead in the first quarter, and No. 16 Mississippi State was limited to 184 yards of total offense in a 24-0 loss in Bryant-Denny Stadium. The Bulldogs limited the Tide to a field goal in the second half and held them to season lows in points, total yards (305), rushing yards (142), passing yards (163) and yards per play (4.2). State racked up four sacks and seven tackles for loss, which was the most issued by Alabama all season. The Bulldogs looked to have gotten on the board right before halftime. **Kylin Hill** broke through on a 38-yard rush followed by a 23-yard reception from **Aeris Williams**. Two plays later, **Nick Fitzgerald** found Hill who raced into the endzone from 10 yards out. However, a controversial illegal block call on **Dedrick Thomas** negated the score. MSU then missed a 41-yard field goal as the half ended. The Bulldogs held Alabama to 89 total yards in the second half. **Willie Gay Jr.**, making the start in place of **Leo Lewis**, had the best game of his career, recording a game-high nine tackles, two sacks and an interception. **Johnathan Abram** added nine tackles, while **Jeffery Simmons** had six tackles and two tackles for loss.

Mississippi State	0	0	0	0	- 0
Alabama	14	7	0	3	- 24

1st	10:40	UA	Damien Harris 1 yd run (Joseph Bulovas kick)
	02:48	UA	Josh Jacobs 1 yd run (Joseph Bulovas kick)
2nd	03:26	UA	Josh Jacobs 14 yd pass from Tua Tagovailoa (Joseph Bulovas kick)
4th	09:11	UA	Joseph Bulovas 49 yd field goal

### Team Stats

	MSU	UA
FIRST DOWNS	6	23
Rushing	3	12
Passing	3	9
Penalty	0	2
NET YARDS RUSHING	44	142
Rushing Attempts	30	45
Average Per Rush	1.5	3.2
NET YARDS PASSING	125	163
Completions-Attempts-Int	11-20-0	17-27-1
Average Per Attempt	6.2	6.0
Average Per Completion	11.4	9.6
TOTAL OFFENSE YARDS	169	305
Total offense plays	50	72
Average Gain Per Play	3.4	4.2
Fumbles: Number-Lost	2-1	1-1
Penalties: Number-Yards	7-50	0-0
PUNTS-YARDS	8-294	5-183
KICKOFFS-YARDS	1-65	5-287
Punt returns: Number-Yards-TD	1--9-0	0-0-0
Kickoff returns: Number-Yds-TD	1-12-0	1-27-0
Interceptions: Number-Yds-TD	1-3-0	0-0-0
Fumble Returns: Number-Yds-TD	0-0-0	0-0-0
Possession Time	26:05	33:55
Third-Down Conversions	1 of 13	4 of 12
Fourth-Down Conversions	0 of 2	0 of 1
Red-Zone Scores-Chances	0-1	3-4
Sacks By: Number-Yards	4-36	5-35
PAT Kicks	0-0	3-3

# NOTEBOOK

## 12 GRADUATES ON MSU'S ROSTER

Name	Pos.	Degree
Lee Autry	DT	Interdisciplinary Studies
Brian Cole II	S	Interdisciplinary Studies
Malik Dear	WR	Kinesiology
Jaquarius Landrews	S	Interdisciplinary Studies
Alec Murphy	RB	Marketing
Chauncey Rivers	DE	Interdisciplinary Studies
Tommy Stevens	QB	Telecommunications ^
Michael Story	OL	Kinesiology
Dedrick Thomas	WR	Psychology
Tim Washington	LB	Industrial Technology
Evans Wilkerson	OL	Accounting
Isaiah Zuber	WR	Sociology/Criminology +



^ - degree earned at Penn State

+ - degree earned at Kansas State

## 120TH SEASON IN PROGRAM HISTORY

The 2019 season serves as the 120th season of Mississippi State football. Head coach **Joe Moorhead**, the 2016 and 2017 National Offensive Coordinator of the Year, is the 33rd head football coach in school history. Moorhead spearheaded the Bulldogs to a No. 25 Coaches poll final ranking and a No. 18 ranking in the 2018 College Football Playoff, representing the program's second-highest CFP finish ever. Moorhead has also produced back-to-back Top 25 recruiting classes.

## NINE STRAIGHT BOWL APPEARANCES

Mississippi State is on a school-record streak of nine consecutive bowl appearances, joining Alabama, Georgia, LSU and Texas A&M as the only SEC schools to go to a bowl game every season this decade. The Bulldogs appeared in their first-ever Outback Bowl, the program's highest bowl game since the 2014 Orange Bowl.

## FROM STATE TO SUNDAYS

Bulldogs continue to dominate NFL rosters in 2019 with over 30 players on active or practice squads. Five current active Bulldogs have been selected to the Pro Bowl during their careers, including Dallas Cowboys starting quarterback Dak Prescott, Philadelphia Eagles defensive tackle Fletcher Cox, Houston Texans linebacker Benardrick McKinney, Detroit Lions cornerback Darius Slay and Seattle Seahawks linebacker K.J. Wright. In the spring of 2019, a school-record eight Bulldogs were invited to the NFL Combine. In April, three MSU players were called in the first round of the 2019 NFL Draft – a first in program history – as Jeffery Simmons (No. 19 – Tennessee), Montez Sweat (No. 26 – Washington) and Johnathan Abram (No. 27 – Oakland) were all selected.

## NEW FACES ON COACHING STAFF IN 2019

**Joe Moorhead** continues to serve as the offensive playcaller. Moorhead is joined by three new coaches on offense - **Tony Hughes** (associate head coach/tight ends), **Terry Richardson** (assistant head coach/run game coordinator/running backs) and **Michael Johnson** (wide receivers). There are two new coaches on defense - **Deke Adams** (defensive line) and **Chris Marve** (defensive run game coordinator/linebackers). Defensively, MSU has continuity at the playcaller position for the first time since 2014 as 2018 Broyles Award finalist and national defensive coordinator of the year **Bob Shoop** enters his second year with the program. Shoop's unit was the best in college football last season, allowing the fewest yards per game (263.1) and fewest yards per play (4.13).

## FIVE TEAM CAPTAINS

The five 2019 team captains are safety **Brian Cole II**, punter **Kody Schexnayder**, quarterback **Tommy Stevens**, linebacker **Erroll Thompson** and center **Darryl Williams**. The captains are selected in a vote entirely by their teammates. Thompson and Williams were tabbed captains following MSU's spring game on April 13. Cole, Schexnayder and Stevens were revealed on Aug. 25 following a vote during preseason camp.

## LEADERSHIP COUNCIL

MSU's 2019 Leadership Council is made up of 12 players selected by a team vote, which includes the five captains. The leadership council includes six seniors: **Brian Cole II**, **Farrod Green**, **Leo Lewis**, **Kody Schexnayder**, **Tommy Stevens** and **Darryl Williams**; two juniors: **C.J. Morgan** and **Erroll Thompson**; one sophomore: **Austin Williams**; two redshirt freshmen: **Aaron Brule** and **Fabien Lovett**; and one true freshman: **De'Monte Russell**.

## MOORHEAD QUICKEST TO 10 ON-FIELD WINS SINCE 1954-55

With the Sept. 7 victory over Southern Miss, **Joe Moorhead** became the quickest MSU head coach to 10 on-field victories since College Football Hall of Famer Darrell Royal did it in 15 games from 1954-55. Moorhead also did it in 15 games. Royal departed for the University of Washington the following season before going on to Texas. Allyn McKeen, another College Football Hall of Famer, is the quickest MSU coach to 10 wins having done it in 12 games from 1939-40.

## Quickest MSU Coaches to 10 Wins

Coach	# of Games	Years
Allyn McKeen*	12	1939-40
Ralph Sasse	13	1935-36
Sid Robinson	13	1917-19
Joe Moorhead	15	2018-19
Darrell Royal*	15	1954-55
E.C. Hayes	15	1914-15
W.D. Chadwick	15	1909-10

\* - denotes College Football Hall of Famer

## WINS BY SEC TEAMS SINCE START OF 2014 SEASON

Playing in the difficult SEC West, the Bulldogs have won the sixth-most games (46) in the entire SEC since the start of the 2014 season, a year MSU was ranked No. 1 in the nation for five weeks.

Rank	School	Wins	P5 Wins	Non-P5 Wins
1.	Alabama	75	58	12
2.	Georgia	60	44	10
3.	LSU	53	37	11
T-4.	Auburn	48	30	13
T-4.	Florida	48	34	9
<b>T-6.</b>	<b>Mississippi State</b>	<b>46</b>	<b>26</b>	<b>15</b>
T-6.	Texas A&M	46	27	13
8.	Missouri	40	23	11
T-9.	Mississippi	39	21	12
T-9.	Tennessee	39	22	11
11.	Kentucky	38	22	11
12.	South Carolina	36	23	8
13.	Arkansas	30	15	9
14.	Vanderbilt	26	11	10

## 17 BULLDOGS HAVE MADE THEIR FIRST CAREER START IN 2019

Bulldogs making their first career start this season (17 – 9 offense, 8 defense): DE **Chauncey Rivers** (at Louisiana), DT **Jaden Crumedy** (at Louisiana), DT **Fabien Lovett** (at Louisiana), DE **Marquiss Spencer** (at Louisiana); LT **Tyre Phillips** (at Louisiana), LG **Dareuan Parker** (at Louisiana), WR **Cameron Gardner** (at Louisiana), QB **Tommy Stevens** (at Louisiana), LG **Tommy Champion** (Southern Miss), CB **Tyler Williams** (Kansas State), QB **Garrett Shrader** (Kentucky), WR **Isaiah Zuber** (Kentucky), TE **Geor'quarius Spivey** (Kentucky), CB **Martin Emerson** (LSU), CB **Jarrian Jones** (at Texas A&M), RG **LaQuinston Sharp** (at Arkansas) and S **Marcus Murphy** (at Arkansas).

## 17 BULLDOGS HAVE MADE THEIR FIRST APPEARANCE IN 2019

Bulldogs making their first career appearances this season (17): CB **Martin Emerson Jr.** (at Louisiana), CB **Jarrian Jones** (at Louisiana), WR **JaVonta Payton** (at Louisiana), QB **Tommy Stevens** (at Louisiana), WR **Isaiah Zuber** (at Louisiana), S **Collin Duncan** (at Louisiana), S **Aadreekis Conner** (at Louisiana), S **Fred Peters** (at Louisiana), OL **LaQuinston Sharp** (at Louisiana), LS **Paul Blackwell** (at Louisiana), DT **Nathan Pickering** (Southern Miss), QB **Garrett Shrader** (Southern Miss), DE **Demonte' Russell** (Southern Miss), RB **Lee Witherspoon** (Southern Miss), CB **J.P. Purvis** (Southern Miss), OL **Charles Cross** (Southern Miss) and OL **Nick Pendley** (at Arkansas).

## MISSISSIPPI STATE-ALABAMA CONNECTIONS

The proximity of Tuscaloosa and Starkville offer many connections to the two schools. MSU special teams coordinator **Joey Jones**, a Mobile native, played for Bear Bryant from 1979-83. He was an All-SEC wide receiver in 1983 and a member of Alabama's 1980s Decade Team. In Jones' four seasons in Tuscaloosa, the Tide compiled a record of 35-12-1, including two Cotton Bowl appearances. He finished his career with 71 receptions, 1,386 yards and 15 touchdowns, ranking fourth on the career touchdown receptions chart and seventh in career receiving yards. Current Alabama associate head coach/defensive line coach **Brian Baker** served as the defensive line coach at MSU from 2016-18 before accepting a job with the Tide last spring. Current Alabama associate head coach/running backs coach **Charles Huff** served as the assistant head coach/run game coordinator/running backs coach at MSU in 2018. He also worked with head coach **Joe Moorhead** for two seasons at Penn State before heading to Starkville. Alabama Athletic Director **Greg Byrne** served in the same role at MSU from 2008-10. He earned his master's degree from MSU in 2009. He oversaw the hiring of then-baseball coach **John Cohen**. Today, Cohen, who was born in Tuscaloosa and whose father was a long time law professor at the University of Alabama, serves as Mississippi State's Director of Athletics.

## ALABAMA BULLDOGS

12 different Bulldogs on the 2019 roster are Alabama natives - **Adamsville:** Maurice Smitherman ... **Bessemer:** Darryl Williams ... **Birmingham:** Nick Gibson, R.J. Jennings, Allen Love, Lee Witherspoon ... **Center Point:** Brevyn Jones ... **Florence:** Erroll Thompson ... **Maplesville:** Nathaniel Watson ... **Montgomery:** Collin Duncan ... **Pelham:** Logan Burnett ... **Pinson:** Kendall Jones

## ON THIS DATE IN MSU FOOTBALL HISTORY

On Nov. 16, 1996, State knocked off No. 8 Alabama, 17-16 at Davis Wade Stadium. The win gave then-head coach **Jackie Sherrill** his first victory over his alma mater Alabama. It also marked the Bulldogs' first on-field win in the series since a 1980 victory in Jackson, and just the second MSU victory over the Crimson Tide since 1958. It was the Bulldogs' first-ever win over Alabama in Starkville in 12 tries. Alabama kicker John Brock, who had missed an extra point earlier in the game, gave the Tide their only lead with a 42-yard field goal with 11:27 left. On the next offensive play, Bulldog quarterback Derrick Taite completed a pass to tight end Reginald Kelly, who ran 69 yards to the Alabama 11. Four plays later, Brian Hazlewood booted the game-winner with 8:49 left. MSU held on by stopping Alabama on its last three possessions.

## NOVEMBER DAWGS

With its 54-25 win at Arkansas on Nov. 2, the Bulldogs enter the Alabama game winners of four of their last five games in the month of November, dating back to 2018. State's only November loss during that span is a 24-0 setback on Nov. 10, 2018 at No. 1 Alabama. MSU has scored 35+ points in all four of those November victories, including 45 against Louisiana Tech on Nov. 3, 2018, 52 against Arkansas on Nov. 17, 2018, 35 at Ole Miss on Nov. 22, 2018 and most recently 54 at Arkansas two weeks ago.

## RECAPPING THE ARKANSAS WIN

- 640 total yards is a school record for single-game total offensive yards vs. an SEC opponent
- 460 rushing yards is a school record for single-game rushing yards vs. an SEC opponent
- MSU has combined to score 106 points against Arkansas in the last two seasons
- Scored on each of its first three offensive drives for the first time this season (TD, TD, FG)
- Put together eight offensive scoring drives (six touchdowns)
- Racked up 27 first downs compared to Arkansas' 10
- Averaged 8.4 yards per play
- Possessed the ball for 40:09 compared to the Hogs' 19:51
- 8 of 13 on third down and 1 of 1 on fourth down
- Out-gained Arkansas 398 to 141 in the first half
- 312 of 460 rushing yards came in the first half

## THREE 600+ TOTAL OFFENSE GAMES IN JOE MOORHEAD ERA

Three of MSU's eight 600+ yard total offense games in school history have been produced during **Joe Moorhead's** first 22 games as head coach. The Bulldogs' three such games are tied for the third most in the SEC during that span. State's most recent 600+ yard game came on Nov. 2 at Arkansas when the Bulldogs finished the day with 640, their most ever in an SEC game and fourth most in any game. MSU's other two 600+ yard games were produced last season against Stephen F. Austin on Sept. 1, 2018 (618 yards) and against Louisiana on Sept. 15, 2018 (607 yards).

## 600+ YARD TOTAL OFFENSE GAMES IN MSU HISTORY

No.	Opponent (Site)	Date
669	Samford (Starkville)	10-29-2016
647	Northwestern State (Starkville)	9-19-2015
645	Memphis (Memphis)	9-1-2011
<b>640</b>	<b>Arkansas (Fayetteville)</b>	<b>11-2-2019</b>
631	Arkansas (Fayetteville)	11-21-2015
<b>618</b>	<b>Stephen F. Austin (Starkville)</b>	<b>9-1-2018</b>
<b>607</b>	<b>Louisiana (Starkville)</b>	<b>9-15-2018</b>
605	Georgia Tech (Miami)	12-31-2014

> **BOLD indicates achieved under Joe Moorhead**

## 50 BURGER

For the ninth straight year, State produced 50+ points in at least one game when it racked up 54 on Nov. 2 at Arkansas. The 54 points were MSU's most in an SEC game since the Bulldogs' 55-20 win at Ole Miss on Nov. 26, 2016. State has put up 50+ points four times since 2018, tied for the third most in the SEC during that span. The Bulldogs are one of just four SEC teams to log multiple 50+ point games against SEC opponents during that stretch. MSU has scored 50+ points 17 times over the last 15 seasons and is 17-0 in those games.

## NOTING MSU'S RUN GAME

MSU has boasted one of the nation's top rushing attacks since the start of 2016, averaging an SEC-best 230.7 yards per game during that span.

- Logged 200+ yards in six games this year, the second most in the SEC
- Logged a season-high 460 rushing yards at Arkansas on Nov. 2
- The 460 rushing yards are a school record for an SEC game and fourth overall
- Rushed for 200+ yards 31 times since 2016
- Topped 200 yards on the ground in 14 of 22 games under **Joe Moorhead**
- Rushed for 200+ yards in eight games in 2016 and nine times in 2017
- Under Moorhead, MSU is 11-3 when eclipsing the 200-yard mark on the ground
- Averaging 217.0 rushing yards per game this season, which is third in the SEC
- Second in the SEC (20th, FBS) in 2018 in rush yards/game (223.62) and second in the SEC (12th, FBS) in yards/carry (5.66)
- 20-2 record since 2016 when rushing for 250+ yards
- Six 250-yard rushing games in 2018 were the second-most in the SEC behind Georgia (8)

## SEC LEADERS IN 200+ YARDS RUSHING GAMES SINCE 2018

Rank	School	200+ Yard Rush Games	Record When
1.	Georgia	14	14-0
<b>2.</b>	<b>Mississippi State</b>	<b>14</b>	<b>11-3</b>
3.	Ole Miss	12	8-4
T-4.	Texas A&M	11	10-1
T-4.	Kentucky	11	10-1
T-4.	Missouri	11	9-2
7.	Florida	10	10-0
8.	Alabama	9	9-0
T-9.	Auburn	8	8-0
T-9.	South Carolina	8	7-1
T-11.	LSU	6	5-1
T-11.	Arkansas	6	2-4
13.	Vanderbilt	4	2-2
14.	Tennessee	3	2-1

> **7 of MSU's 200-yard rushing games since 2018 have been vs. SEC teams (7-2nd in SEC).**

## TOPPING 300 ON THE GROUND

MSU'S 54-24 win at Arkansas on Nov. 2 featured the fifth 300-yard rushing game under **Joe Moorhead**. That's the most in the SEC since the start of the 2018 season.

Rank	School	300+ Yard Rush Games	Record When
1.	Mississippi State	5	5-0
T-2.	Georgia	4	4-0
T-2.	Kentucky	4	3-1
T-3.	Auburn	3	3-0
T-3.	Ole Miss	3	3-0
6.	Texas A&M	2	2-0
T-7.	Five Teams	1	--
T-12.	Three Teams	0	--

## MSU IS 11-0 SINCE 2014 WHEN RUSHING FOR 300+ YARDS

During those 11 games, three have been against ranked opponents, seven have been against SEC opponents and seven have been against road opponents. Those 11 total 300-yard rushing games during that span are the fourth-most in the SEC.

Date	Opponent	Score	Rushing Yards
9-20-14	at #8LSU	W, 34-29	302
10-25-14	at Kentucky	W, 45-31	326
11-5-16	#4 Texas A&M	W, 35-28	365
11-26-16	at Ole Miss	W, 55-20	457
9-9-17	at Louisiana Tech	W, 57-21	327
10-14-17	BYU	W, 35-10	306
9-8-18	at Kansas State	W, 31-10	384
9-15-18	Louisiana	W, 56-10	331
10-6-18	#8 Auburn	W, 23-9	349
11-22-18	at Ole Miss	W, 35-3	309
11-2-19	at Arkansas	W, 54-24	460

## SAME GAME 100-YARD RUSHING GAMES SINCE 2016

Since 2016 (twice this season), MSU has had multiple 100-yard rushers in the same game 11 times.

Opponent	Date	Yards Rushing
#4 Texas A&M	11-5-16	Nick Fitzgerald (182), Aeris Williams (140)
at Ole Miss*	11-26-16	Nick Fitzgerald (258), Aeris Williams (191)
at Louisiana Tech	9-9-17	Nick Fitzgerald (111), Aeris Williams (107)
BYU	10-14-17	Aeris Williams (114), Nick Fitzgerald (103)
UMass	11-4-17	Nick Fitzgerald (135), Aeris Williams (114)
at Kansas State*	9-8-18	Nick Fitzgerald (159), Kylin Hill (211)
Louisiana	9-16-18	Nick Fitzgerald (107), Aeris Williams (101)
#8 Auburn	10-6-18	Nick Fitzgerald (195), Kylin Hill (126)
at Ole Miss	11-22-18	Nick Fitzgerald (117), Kylin Hill (108)
Kentucky	9-21-19	Garrett Shrader (125), Kylin Hill (120)
at Arkansas**^	11-2-19	Kylin Hill (234), Nick Gibson (129)

\* - denotes the only three games in MSU history with a 200-yard rusher and 100-yard rusher

^ - denotes the first time in MSU history with a 200-yard RB and 100-yard RB

## TAKEAWAYS, TURNOVER MARGIN IN 2019

After ranking sixth in the SEC in total takeaways with 20 in 2018, "Hunting the Ball" was a major point of emphasis this past offseason for the Bulldogs' defense. State has racked up 18 takeaways in nine games this season (T-3rd in SEC, T-13th in FBS).

- Had 10 takeaways through the first nine games last season compared to 18 this season
- Gained 11 fumbles in 2019 (T-1st in SEC, T-4th in FBS)
- Recorded multiple takeaways in six games this season
- Gained at least one fumble in five games
- Gained three fumbles three times (at Louisiana, vs. Kansas State, at Auburn)
- Picked off at least one pass in five
- Logged multiple interceptions twice (vs. Southern Miss, at Tennessee)

## HOLDING TEAMS TO FEWER THAN 200 YARDS RUSHING

Since the start of the 2018 season, MSU has held 19 of its 22 opponents below the 200-yard rushing mark, which is tied for the third most in the SEC during that stretch.

- Only three times has a team rushed for 200+ yards on the Bulldogs since 2018 - Kentucky in 2018 (229 yards), Auburn in 2019 (217) and Texas A&M in 2019 (207)
- 11 of those 19 games holding teams below 200 have been SEC games (T-3rd in the SEC)

## SEC LEADERS HOLDING TEAMS BELOW 200-YARDS RUSHING SINCE 2018

Rank	School	Opp. Below 200+ Rushing	Record When
1.	Georgia	22	19-3
2.	Alabama	21	19-2
T-3.	Mississippi State	19	12-7
T-3.	Texas A&M	19	12-7
T-3.	Auburn	19	14-5

Rank	School	SEC Opp. Below 200+ Rushing	Record When
1.	Alabama	14	13-1
2.	Georgia	14	12-2
T-3.	Florida	11	9-2
T-3.	Mississippi State	11	6-5
T-3.	Auburn	11	6-5
T-3.	South Carolina	11	5-6

## STATE HAS A TAKEAWAY IN 23 OF ITS LAST 25 GAMES

The Bulldogs have collected at least one takeaway in 23 of their last 25 games dating back to the 2017 season at Arkansas on Nov. 18. State has compiled 45 takeaways over the 25-game stretch. MSU had a takeaway streak of 22 straight games (longest active streak in the FBS) before it was unable to force a takeaway vs. No. 2 LSU on Oct 19.

## MSU'S TAKEAWAYS SINCE NOV. 18, 2017 AT ARKANSAS

Date	Opponent	Takeaway
11/18/17	Arkansas	FF by Johnathan Abram (FR by Marquiss Spencer)
11/23/17	Ole Miss	FF by Erroll Thompson (FR by Jeffery Simmons) INT by Mark McLaurin
12/30/17	Louisville	3 INT by Mark McLaurin INT by Cameron Dantzler
9/1/18	Stephen F. Austin	INT by C.J. Morgan
9/8/18	Kansas State	INT by Erroll Thompson
9/15/18	Louisiana	INT by Johnathan Abram
9/22/18	Kentucky	INT by Brian Cole
9/29/18	Florida	INT by Cameron Dantzler
10/6/18	Auburn	FR by Joel Baldwin on muffed punt FF by Mark McLaurin (FR by Kobe Jones)
10/20/18	LSU	INT by Cameron Dantzler
10/27/18	Texas A&M	INT by Erroll Thompson
11/3/18	LA Tech	INT by Stephen Adegoke
11/10/18	Alabama	FR by Braxton Hoyett INT by Willie Gay Jr.
11/17/18	Arkansas	FF by Johnathan Abram (FR by Johnathan Abram) INT by C.J. Morgan
11/17/18	Arkansas	FF by Chris Rayford (FR by Chris Rayford)
11/22/18	Ole Miss	FF by Jeffery Simmons (FR by Willie Gay) INT by Johnathan Abram INT by Maurice Smitherman
1/1/19	Iowa	FF by Stephen Adegoke (FR by Mark McLaurin) INT by Willie Gay Jr.
8/31/19	Louisiana	INT by Cameron Dantzler FR by Brian Cole II on backward pass FR by Erroll Thompson on TEAM sack FF by Marquiss Spencer (FR by Cameron Dantzler)
9/7/19	Southern Miss	FF by Marquiss Spencer (FR by Tyler Williams) INT by Martin Emerson INT by C.J. Morgan
9/14/19	Kansas State	FR by Paul Blackwell FF by Stewart Reese (FR by Darryl Williams) FR by Jarrian Jones
9/21/19	Kentucky	INT by Willie Gay Jr.
9/28/19	Auburn	2 FR by Leo Lewis 1 FR by Aaron Brule
10/12/19	Tennessee	1 INT by Cameron Dantzler 1 INT by Brian Cole II
11/2/19	Arkansas	1 INT by Marcus Murphy 1 FF by Martin Emerson (FR by Willie Gay Jr.)



MSU HAS AN INTERCEPTION IN 17 OF ITS LAST 22 GAMES

State has collected an interception in 17 of its last 22 games and has 20 total interceptions during that stretch. MSU carried a streak of nine straight games with a pickoff into the Kansas State game on Sept. 14, 2019, before it was ended.

The 20 pickoffs have been credited to 10 different players, including seven on the 2019 roster:

- S Marcus Murphy (1 at Arkansas, 2019)
- CB Cameron Dantzler (1 vs. Florida, 2018; 1 at LSU, 2018; 1 at Louisiana, 2019; 1 at Tennessee, 2019)
- S Brian Cole II (1 at Kentucky, 2018; 1 at Tennessee, 2019)
- LB Erroll Thompson (1 at Kansas State, 2018; 1 vs. Texas A&M, 2018)
- CB C.J. Morgan (1 vs. Stephen F. Austin, 2018; 1 vs. Arkansas, 2018; 1 vs. Southern Miss, 2019)
- LB Willie Gay Jr. (1 at Alabama, 2018; 1 vs. Iowa, 2018; 1 vs. Kentucky, 2019)
- CB Martin Emerson (1 vs. Southern Miss, 2019)
- CB Maurice Smitherman (1 at Ole Miss, 2018)
- S Johnathan Abram (1 vs. Louisiana, 2018; 1 at Ole Miss, 2018)
- CB Stephen Adegoke (1 vs. LA Tech, 2018)

SEC LEADERS IN HOLDING OPPONENTS BELOW 30 POINTS SINCE 2018

Rank	School	30+ Point Games Allowed
1.	Kentucky	1
T-2.	Auburn	2
T-2.	Georgia	2
<b>T-4.</b>	<b>Mississippi State</b>	<b>4</b>
T-4.	Texas A&M	4
T-4.	Florida	4

Rank	School	30+ Point Games Allowed vs. SEC
1.	Kentucky	1
T-2.	Auburn	2
T-2.	Georgia	2
<b>T-4.</b>	<b>Mississippi State</b>	<b>3</b>
T-4.	Alabama	3
T-4.	LSU	3
T-4.	Missouri	3

KYLIN HILL SNAP SHOT

Below is a look at where RB **Kylin Hill** ranks among the SEC and national leaders at all positions.

Category	Stat	SEC Rank	National Rank
Attempts	176	1st	T-13th
Yards	1,027	1st	13th
Yards Per Carry (Min. 150)	5.8	2nd	11th
Yards Per Game	114.1	1st	11th
Touchdowns	9	2nd	31st
100-Yard Games	6	1st	T-6th
150-Yard Games	3	1st	T-5th
200-Yard Games	1	T-1st	T-6th
First Downs	48	2nd	14th
10+ Yard Runs	30	T-1st	T-12th
20+ Yard Runs	9	T-2nd	T-17th
30+ Yard Runs	5	T-4th	T-16th
50+ Yard Runs	2	T-4th	T-13th
60+ Yard Runs	1	T-4th	T-23rd

HILL EYES SEC RUSHING TITLE

One of the most electric running backs in college football, **Kylin Hill** leads the SEC in rushing yards (1,027) and rushing yards per game (114.1) this season. Among Power 5 running backs, Hill's 1,027 yards rank seventh. Hill became the 13th different player in MSU history to rush for 1,000+ yards in a single season after rushing for a career-high 234 yards at Arkansas on Nov. 2. It marked the fourth straight year that an MSU player rushed for 1,000+ yards in a single season. He also crossed the 2,000-yard mark for his career. With 1,027 rushing yards through nine games, Hill needs just 45 yards to tie Keefer McGee (1,072) for 10th in single-season history.

On the next column is a look at where Hill's numbers as he heads into the Bulldogs' school and career top-10 rushing lists.

MSU RECORD BOOK WATCH: SINGLE-SEASON RUSHING YARDS

Player	Yds.	Year	Att.	Avg.
1. Anthony Dixon	1391	2009	257	5.4
2. James Johnson	1383	1998	236	5.9
3. Nick Fitzgerald	1375	2016	218	7.1
4. Josh Robinson	1203	2014	190	6.3
5. Wayne Jones	1193	1973	212	5.6
6. Vick Ballard	1189	2011	193	6.2
7. Jerious Norwood	1126	2005	191	5.9
8. Nick Fitzgerald	1121	2018	221	5.1
9. Aeris Williams	1107	2017	236	4.7
10. Keffer McGee	1072	1995	235	4.6
-- <b>Kylin Hill</b>	<b>1027</b>	<b>2019</b>	<b>176</b>	<b>5.8</b>

MSU RECORD BOOK WATCH: CAREER RUSHING YARDS

Player	Yds.	Years	Att.	Avg.
1. Anthony Dixon	3994	2006-09	910	4.4
2. Nick Fitzgerald	3607	2015-18	601	6.0
3. Jerious Norwood	3212	2002-05	573	5.6
4. Walter Packer	2820	1973-76	483	5.8
5. Michael Davis	2721	1991-94	578	4.7
6. Michael Haddix	2558	1979-82	425	6.0
7. LaDarius Perkins	2554	2010-13	530	4.8
8. Dak Prescott	2521	2012-15	536	4.7
9. James Johnson	2452	1997-98	453	5.4
10. Dennis Johnson	2284	1974-77	428	5.3
-- <b>Kylin Hill</b>	<b>2154</b>	<b>2017-p</b>	<b>371</b>	<b>5.8</b>

NOTING HILL'S CAREER DAY AT ARKANSAS

RB **Kylin Hill** had a career performance in his last game at Arkansas two weeks ago, and he earned SEC Offensive Player of the Week honors for his efforts for the second time in his career.

- Rushed for a career-high 234 yards and three touchdowns on 21 carries (11.1 yards per carry)
- The 234 rushing yards are the fifth most in a single game in school history
- Most rushing yards by an SEC player in a conference game since LSU's Derrius Guice had 276 vs. Ole Miss on Oct. 21, 2017.
- Became the first player in MSU history with 230+ yards rushing and three TDs in a game
- Topped the 200-yard rushing mark for the second time in his career
- 200+ yard game marked MSU's 10th individual 200-yard rushing game in school history.
- Became the third player in school history to rush for 200+ yards in multiple games in a career
- Racked up 198 rushing yards and three rushing touchdowns on 13 carries in the first half
- 198 rushing yards in the first half were the most in a half by an MSU player in school history
- Went over 100 yards rushing for the sixth time this season and ninth time in his career
- Finished the game with three 30+ yard runs – 62, 58, 37
- On his first 10 carries, rushed for 134 yards and two TD and averaged 13.4 yards per rush
- Took a career-long 62 yard run on MSU's first drive to the Arkansas 3-yard line and then found the end zone on his next carry two plays later
- Had a 37-yard run before his second rushing TD of the game four plays later from 2-yards out
- Has rushed for at least one touchdown in five games this season
- Became the 16th player in school history to rush for 2,000+ yards in a career

8 FOR 100

RB **Kylin Hill** owns nine career 100-yard rushing games, all coming in the last two seasons. He's done it six times this season, which is tied for sixth in MSU single-season history. Hill enters the Alabama game with 100+ yards on the ground in each of the last two games. If he tops the century mark Saturday, it would mark the second time this season he's done so in three straight games. Earlier this season, Hill became the first MSU player to open a season with 100+ yards rushing in each of the first four games. Prior to Week 4 when Hill had 120 yards rushing against Kentucky, the last MSU player to have four straight 100-yard rushing games was QB Nick Fitzgerald against BYU (15-103/2 TD), against Kentucky (12-115/2 TD), at Texas A&M (18-105/1 TD) and vs. UMass (17-135/2 TD) in 2017. In fact, the last MSU running back to have four consecutive 100-yard rushing games was Anthony Dixon who had a streak of five straight games at Vanderbilt (21/123/0 TD), against LSU (27-106/2 TD), against Georgia Tech (18-106/0 TD), against Houston (21-134/2 TD) and at Middle Tennessee (27-135/2 TD) in 2009.

- Needs just one more 100-yard rushing game to tie for sixth in MSU career history (10)
- Seven of Hill's nine career 100-yard rushing games have been against Power 5 teams
- Five of his nine career 100-yard rushing games have been against SEC teams

#### MSU RECORD BOOK WATCH: SINGLE-SEASON 100-YARD RUSHING GAMES

Player	Games	Year
1. Anthony Dixon	8	2009
Nick Fitzgerald	8	2016
3. Nick Fitzgerald	7	2018
James Johnson	7	1998
Wayne Jones	7	1973
<b>6. Kylin Hill</b>	<b>6</b>	<b>2019</b>
Nick Fitzgerald	6	2017
Vick Ballard	6	2011
Dicenzo Miller	6	2000
Dontae Walker	6	2000
Don Smith	6	1986
Walter Packer	6	1974

#### MSU RECORD BOOK WATCH: CAREER 100-YARD RUSHING GAMES

Player	Games	Years
1. Nick Fitzgerald	21	2015-18
2. Anthony Dixon	17	2006-09
3. Jerious Norwood	13	2002-05
4. James Johnson	12	1997-98
5. Walter Packer	12	1973-76
6. Vick Ballard	10	2010-11
Dicenzo Miller	10	1998-01
Michael Davis	10	1991-94
Michael Haddix	10	1979-82
<b>10. Kylin Hill</b>	<b>9</b>	<b>2017-p</b>
Dak Prescott	9	2012-15
Don Smith	9	1983-86

#### NOSE FOR THE END ZONE

RB **Kylin Hill** has nine rushing touchdowns through nine games this season. Hill has scored at least one touchdown rushing in five games and has found the end zone at least once through the air or on the ground in seven of MSU's last 11 games, dating back to the 2018 season.

- 15 career touchdowns in 33 career games
- Two three-rushing touchdown games (vs. Kentucky, at Arkansas) this season
- One of eight FBS players with multiple games with three rushing TDs in 2019
- The only SEC player with multiple games with three rushing TDs in 2019
- Second MSU player since 2000 with multiple games with three rushing TDs in a season
- First Bulldog since 2010 (Vick Ballard) with multiple games with three rushing TDs in a season
- First MSU player since at least 2000 with multiple games with three rushing scores in a season
- All nine rushing touchdowns this season have been inside the red zone (2nd in SEC)
- Recorded nine rushing TDs this season compared to six over his first two seasons
- Three rushing TDs against Kentucky were the most for a MSU player during an SEC game since QB Nick Fitzgerald secured four rushing TDs against Arkansas in 2016
- Three rushing TDs against Kentucky also marked the first time since Ballard in 2010 vs. Arkansas that an MSU running back found the end zone three times against an SEC opponent
- Earlier this year, became the first MSU running back with at least three rushing touchdowns in a single game since Vick Ballard had three in 2011 at Memphis

#### MSU RECORD BOOK WATCH: SINGLE-SEASON RUSHING TOUCHDOWNS

Player	TDs	Year	Att.	Yds.
1. Vick Ballard	19	2010	186	968
2. Nick Fitzgerald	16	2016	195	1375
Jackie Parker	16	1952	126	455
4. Nick Fitzgerald	14	2017	162	984
Dak Prescott	14	2014	210	986
Anthony Dixon	14	2007	287	1066
Harry Furman	14	1907	NA	NA
8. Nick Fitzgerald	13	2018	221	1121
Dak Prescott	13	2013	134	829
Keffer McGee	13	1995	235	1072
John Bond	13	1983	164	612
-- <b>Kylin Hill</b>	<b>9</b>	<b>2019</b>	<b>176</b>	<b>1027</b>

#### MSU RECORD BOOK WATCH: CAREER RUSHING TOUCHDOWNS

Player	TDs	Years	Att.	Yds.
1. Nick Fitzgerald	46	2015-18	601	3607
2. Anthony Dixon	42	2006-09	910	3994
3. Dak Prescott	41	2012-15	536	2521
4. Vick Ballard	29	2010-11	379	2157
5. Michael Davis	27	1991-94	578	2721
6. James Johnson	24	1997-98	453	2452
John Bond	24	1980-83	572	2280
Jackie Parker	24	1952-53	201	663
9. Dontae Walker	22	1999-02	417	1875
10. Don Smith	21	1983-86	485	1868
-- <b>Kylin Hill</b>	<b>15</b>	<b>2017-p</b>	<b>371</b>	<b>2154</b>

#### DON'T BLINK

Highlighted by 30 rushes of 10+ yards this season, RB **Kylin Hill** has a career total of 63. Hill had 19 such rushes in 11 games last year and 14 in 12 games in 2017. Out of his 63 career 10+ yard runs, 15 have gone for 20+ yards.

- Leads the SEC with five 30+ yard runs in SEC play
- Nine 20+ yard runs in 2019 are tied for second in the SEC and tied for most among RBs
- Five 20+ yard runs in 2019 have come in SEC play
- Has three career 50+ yard runs, including two this season

#### MOVIN' THE CHAINS

RB **Kylin Hill** has an impressive 48 rushes for a first down this season and 107 for his career. Hill is averaging 5.3 rushing first downs per game in 2019.

#### BREAKING DOWN HILL'S YARDS AFTER CONTACT

Opponent	Net Rushing Yards	Yards After Contact
Louisiana	197	88
Southern Miss	123	98
Kansas State	111	71
Kentucky	120	59
Auburn	45	33
Tennessee	13	15
LSU	34	25
Texas A&M	150	83
Arkansas	234	124
<b>TOTAL</b>	<b>1,027</b>	<b>591</b>

> *Hill had 472 yards after contact in 2018*

#### SEC LEADERS IN YARDS AFTER CONTACT IN 2019 PER PFF

Rank	Player	School	Yards After Contact
1.	<b>Kylin Hill</b>	<b>Mississippi State</b>	<b>591</b>
2.	Ke'Shawn Vaughn	Vanderbilt	575
3.	Rakeem Boyd	Arkansas	565
4.	D'Andre Swift	Georgia	550
5.	Isaiah Spiller	Texas A&M	529

#### SEC LEADERS IN AVOIDED TACKLES IN 2019 PER PFF

Rank	Player	School	Avoided Tackles
1.	Clyde Edwards-Helaire	LSU	43
2.	<b>Kylin Hill</b>	<b>Mississippi State</b>	<b>42</b>
3.	Ke'Shawn Vaughn	Vanderbilt	41
4.	Najee Harris	Alabama	39
5.	Ja'Tarvious Whitlow	Auburn	33

> *Hill had 31 avoided tackles in 2018*

TOMMY STEVENS SHINES IN WIN AT ARKANSAS

QB **Tommy Stevens** earned his first SEC win as a starter at quarterback on Nov. 2 at Arkansas. It was Stevens' sixth start this year and his first since Oct. 12 at Tennessee. Stevens completed 12 of 18 passes for 172 yards and two touchdowns.

- Threw multiple TD passes for the third time this season
- Rushed for a season-high 74 yards on 15 attempts
- Had three runs of 10+ yards
- Threw a 33-yard touchdown pass to WR **Osirus Mitchell** in the first quarter
- Found WR **Dedrick Thomas** for a 17-yard completion in the first quarter and then again in the third quarter for 42 yards
- Also had a 27-yard completion to WR **Isaiah Zuber**
- Completed passes to nine different Bulldogs on the day
- Completed 66.7 percent of his passes and averaged 9.6 yards per attempt

NOTING STEVENS' PERFORMANCE ACCORDING TO PFF

Stevens was State's highest graded player on either side of the ball at Arkansas according to Pro Football Focus (83.5 overall). His offensive grade was the best in the SEC and seventh in the Power 5 among quarterbacks.

When Facing No Pressure:

- 11-16, 145 yards and 2 TD (9.1 YPA)
- 81.3 adjusted completion percentage

When Blitzed:

- 5-6, 121 yards and 1 TD (20.2 YPA)
- 100.0 adjusted completion percentage

BREAKING DOWN STEVENS' PASSING EFFICIENCY

Distance	% of Passes	Comp.	Att.	Comp %	Yards	YPA	TD	INT	Drops
Behind LOS	14.9%	11	13	84.6%	115	8.8	0	0	1
0-9 Yards	34.5%	26	30	86.7%	230	7.7	0	0	1
10-19 Yards	33.3%	13	29	44.8%	188	6.5	3	4	2
20+ Yards	17.2%	5	15	33.3%	154	10.3	4	0	0

STEVENS SOLID IN SECOND START BEFORE 2ND QUARTER INJURY

In QB **Tommy Stevens'** second start he connected with WR **Osirus Mitchell** for a TD on MSU's opening drive for the second straight game (31 yards vs. Louisiana, 28 yards vs. Southern Miss). Mitchell was Stevens' third target of the drive after WR **Dedrick Thomas** and WR **Stephen Guidry** had each hauled in 10+ yard passes.

- Went 7-of-7 passing for 84 yards and a TD in the first quarter, and on the next play threw an 11-yard TD strike to Guidry
- Connected on his first nine passing attempts (105 yards, two TDs) with a 244.2 passer rating before an incompletion late in the second quarter
- Nine straight completions marked the longest streak for a Bulldog QB to start the game since Dak Prescott completed his first 12 passing attempts against Arkansas in 2015
- Left the game late in the second quarter with an injury and did not return

NOTING TOMMY STEVENS' BULLDOG DEBUT

QB **Tommy Stevens** started for the first time in his college career in State's 38-28 season-opening win at Louisiana. It was his first start at any level since Nov. 7, 2014 in high school.

- For the game, Stevens was 20-of-30 passing for 236 yards and two touchdowns and rushed 11 times for 37 yards and one TD.
- According to PFF, he completed 17 of 22 passes (77.3 percent) for 200 yards (9.1 yards/attempt) and 11 first downs when facing "no pressure" in the season opener.
- In the first half, he went 10-of-16 passing for 127 yards and scored a TD both passing (31-yard pass) and rushing (4-yard run).
- Had touchdown passes of 31 yards (Osirus Mitchell) and 12 yards (Austin Williams).
- Was one of three SEC QBs with multiple passing touchdowns and a rushing TD in Week 1.
- His 20 completions were the most by an MSU QB since Nick Fitzgerald completed 23 passes on Nov. 19, 2016 vs. Arkansas.
- Had 13 completions for a first down, which was the third-most in the SEC in Week 1, and five completions for 15+ yards and a pair for 25+.

NOTING TRUE FRESHMAN QB GARRETT SHRADER

QB **Garrett Shrader**, an early enrollee from Charlotte Christian North High School in North Carolina who won back-to-back state titles in high school, has been one of the top freshman signal-callers in the FBS this season. Shrader, an electric athlete, joins Oklahoma's Jalen Hurts and Oklahoma State's Spencer Sanders as the only Power 5 players to throw for 1,000+ yards and rush for 500+ yards this season.

- Passed for 1,022 yards and rushed for 504 yards in seven games played
- Responsible for 10 touchdowns (7 passing, 3 rushing)
- Only true freshman QB in the FBS with 1,000+ passing yards and 500+ rushing yards
- Led MSU in rushing four of the last five games played (all vs. SEC)
- Averages 218.0 yards of total offense per game (8th in SEC)
- TD pass in four straight games played (2 at Auburn, 1 at Tennessee, 1 vs. LSU, 3 at Texas A&M)
- Three touchdown passes at Texas A&M are a career high
- 1 of 7 SEC QBs with at least three passing TDs in an SEC game this season
- 16 of 17 completions of 20+ yards have been in SEC play
- 17 total completions of 20+ yards
- Responsible for at least one touchdown in five of seven games played
- Logged both a passing and rushing touchdown in a single game twice (at Auburn, vs. LSU)
- 29 runs for a first down (leads SEC QBs)
- 26 runs for 10+ yards
- Four runs for 20+ yards
- 50 completions for a first down and 48 for 10+ yards
- Three runs of 10+ yards in the red zone
- 11 runs of 10+ yards on second down
- Complete 60+ percent of passes in three different games

FBS QUARTERBACKS: RUSHING YARDS PER GAME

Rank	Player	School	Games	Rush Yards/Game
1.	Malcolm Perry	Navy	8	130.3
2.	Jalen Hurts	Oklahoma	9	96.6
3.	Asher O'Hara	MTSU	9	84.1
4.	<b>Garrett Shrader</b>	<b>Mississippi State</b>	<b>7</b>	<b>72.0</b>
5.	Sean Chambers	Wyoming	8	70.9

NOTE: To qualify, player must have played in 75% of his team's games.

FBS QUARTERBACKS: MOST 10+ YARD RUNS

Rank	Player	School	Attempts	10+ Yards
1.	Malcolm Perry	Navy	157	37
2.	Jalen Hurts	Oklahoma	125	34
3.	Asher O'Hara	MTSU	137	33
4.	Nathan Rourke	Ohio	113	31
T-5.	Spencer Sanders	Oklahoma State	126	27
T-5.	Justin McMillan	Tulane	97	27
7.	<b>Garrett Shrader</b>	<b>Mississippi State</b>	<b>92</b>	<b>26</b>

FBS TRUE FRESHMAN QUARTERBACKS: 7+ PASS TD / 3+ RUSH TD

Player	School	Passing TD	Rushing TD
Dillon Gabriel	UCF	24	3
Max Duggan	Texas Christian	13	4
Bo Nix	Auburn	12	5
Jayden Daniels	Arizona State	11	3
<b>Garrett Shrader</b>	<b>Mississippi State</b>	<b>7</b>	<b>3</b>

BREAKING DOWN SHRADER'S PASSING EFFICIENCY

Distance	% of Passes	Comp.	Att.	Comp %	Yards	YPA	TD	INT	Drops
Behind LOS	11.0%	13	15	86.7%	112	7.5	0	0	2
0-9 Yards	36.0%	30	49	61.2%	280	5.7	1	1	5
10-19 Yards	33.1%	25	45	55.6%	438	9.7	2	3	1
20+ Yards	19.9%	7	27	25.9%	190	7.0	4	1	1

## SHRADER THROWS CAREER-HIGH 3 TD IN THIRD START AT TEXAS A&M

In his third start, QB **Garrett Shrader** completed 13 of 30 passes for 194 yards and a career-high three touchdowns with one interception on Oct. 26 at Texas A&M.

- Totaled four completions of 25+ yards, including a pair of 30+ yard strikes
- Logged four runs of 10+ yards
- Connected with WR **Stephen Guidry** for a 32-yard TD on MSU's first scoring drive
- Found WR **Isaiah Zuber** for touchdowns twice (14 yards and 35 yards)
- 35-yard TD pass to Zuber is his longest TD pass of the season
- Marked the second straight week he threw a TD of 20+ yards to Guidry
- Threw a touchdown for the fourth straight game this season
- First MSU QB with four straight games with a TD pass in a season since Nick Fitzgerald (2017)
- Had multiple TD passes for the second time this season (Previous: 2 at No. 7 Auburn)
- Became the first Bulldog freshman to throw at least five touchdowns in a single season since Tyler Russell (5) in 2010

## NOTING SHRADER'S SECOND START VS. NO. 2 LSU

QB **Garrett Shrader** made his second career start against No. 2 LSU on Oct. 19. He finished the game 17-of-28 passing for 238 yards and one TD to go along with 66 rushing yards and one TD on 19 carries.

- Career-high 304 yards of total offense and averaged 6.5 yards per play
- Scored State's first TD of the game (12-yard rush)
- Found WR **Stephen Guidry** for a 24-yard TD pass in the fourth quarter
- Had 155 yards of total offense in the first half (9 of 13 passing for 112 yards and one interception to go along with 11 rushes for 43 yards and one touchdown)
- Logged one run of 10+ yards

## SHRADER STARTS AT QB IN SEC OPENER VS. KENTUCKY

QB **Garrett Shrader** started at quarterback in place of QB **Tommy Stevens** vs. Kentucky on Sept. 21. Shrader became the fifth MSU true freshman to start at least one game at quarterback since the 1989 season (others: **Keytaon Thompson** (2017), **Damian Williams** (2013), **Wesley Carroll** (2007), **Todd Jordan** (1989)) Thompson started the 2017 TaxSlayer Bowl vs. Louisville, Williams started the 2013 Egg Bowl vs. Ole Miss and Carroll started in nine games in 2007.

- Shrader accounted for 305 yards of total offense, including rushing for 125 yards on 11 carries, to lead MSU past Kentucky, 28-13 in its SEC opener. Shrader was just the second MSU true freshman QB to start in an SEC game in the last 12 years (**Damian Williams**, 2013 Egg Bowl the other).
- Shrader was an efficient 17-of-22 for 180 yards through the air. He accounted for all six of the Bulldogs' 20+ yard plays in the game, including rushes of 49- and 36-yards. With the score a one-possession game and 4:32 remaining, Shrader engineered a six-play, 75 yard drive and extended the drive with a 49-yard rush on third down.
- The winning drive culminated with a touchdown and put the game out of reach. Shrader became the first MSU QB in school history to rush for over 100 yards and pass for over 100 yards in his first career start. He was the first to do it overall since senior Nick Fitzgerald last season.
- For his efforts, Shrader was recognized as the SEC Freshman of the Week on Sept. 23, becoming the first Bulldog offensive player to earn the honor since RB **LaDarius Perkins** on Nov. 27, 2010. He was the first MSU true freshman QB to ever receive the accolade.

## BREAKING DOWN SHRADER'S APPEARANCES (NON STARTS)

### vs. Southern Miss - Week 2

Taking over for QB **Tommy Stevens** in the first half of Week 2 vs. Southern Miss, true QB **Garrett Shrader** completed seven of his 11 pass attempts for 71 yards as the Bulldogs cruised to their 38-15 win. Shrader completed passes to six different Bulldogs and also rushed for 16 yards. He had a pair of 15+ yard completions - one to RB **Kylin Hill** for 15 yards and the other to WR **Isaiah Zuber** for 17.

### vs. Kansas State - Week 3

He entered the game for Stevens again in Week 3 vs. Kansas State and went 4-of-12 passing for 51 yards, rushed 10 times for 82 yards and a score.

### at Auburn - Week 5

Shrader, who made his first career start in Week 4 against Kentucky, spelled an injured Stevens again in Week 5 at Auburn and found success. Shrader entered the game on MSU's second series in the first quarter and immediately guided the Bulldogs on a 12-play, 75-yard drive that ate up 6:49 for MSU's second-longest scoring drive (time wise) of the season. He connected with WR **Stephen Guidry** for a 9-yard touchdown with 2:20 on the clock. Shrader finished the game 12-of-23 through

the air for 209 yards and two touchdowns. He added 89 yards rushing on 16 carries, including a 7-yard touchdown run in the fourth quarter. Shrader accounted for 298 yards of total offense, including all six of the Bulldogs' 20+ yard plays from scrimmage.

### at Tennessee - Week 7

Stevens got the start at quarterback at Tennessee but was spelled by true freshman **Garrett Shrader** to start the second half. Shrader completed the game and was effective, finishing 5-of-10 for 79 yards through the air. He connected with WR **Dedrick Thomas** on a 17-yard strike to complete an eight-play, 90-yard drive (longest drive of the season in terms of yardage) with 8:27 to play in the game. Shrader extended the drive with a gritty 12-yard run on fourth down. He finished with 62 rushing yards.

## TEAM CAPTAIN WILLIAMS IS THE LEADER OF THE O-LINE

C **Darryl Williams** is a team captain, preseason All-American and candidate for the Rimington and Outland Trophies. He made the move to center from left guard during spring ball and anchors an offensive line that has been a strength on offense the last two seasons.

- Started 34 (total career starts with nine at center) of the Bulldogs' last 35 games
- Has allowed just one sack since the start of the 2017 season (sack came at Kentucky in 2018)
- Allowed just four pressures in 2019 (3 hurries, 1 hit)
- Surrendered only one pressure over the last four games
- Earned SEC Co-Offensive Lineman of the Week honors following his strong performance in Week 2 against Southern Miss
- All 508 of his snaps this season have come at center
- Allowed only one sack, three QB hits and five hurries for just nine total pressures in 2018

## SEC CENTERS WITH ZERO SACKS ALLOWED IN 2019

C **Darryl Williams** is one of five SEC centers who hasn't allowed a sack this season (minimum 200 pass blocking snaps).

Player	School	Pass Blocking Snaps	Sacks Allowed
Donell Stanley	South Carolina	456	0
Ty Clary	Arkansas	375	0
Eli Johnson	Ole Miss	309	0
<b>Darryl Williams</b>	<b>Mississippi State</b>	<b>249</b>	<b>0</b>
Kaleb Kim	Auburn	231	0

## A CLOSER LOOK AT STATE'S O-LINE

The Bulldogs had to replace two starters on the offensive line as guard **Deion Calhoun** and center **Elgton Jenkins** departed for the NFL after last season. However, State welcomed back a veteran group with plenty of starting experience. MSU heads into Week 12 with a combined 116 starts on the line. State entered 2019 with 71, which was the fifth-most in the SEC.

### RG **Stewart Reese**

- Started all but two games (last two this season) of his college career (33; 26 at RT, 7 at RG)
- At Texas A&M on Oct. 26 was his first career missed start
- Has seen action in 314 total snaps in 2019 (251 at RG, 63 at RT)
- Slid into right guard for the first time in his career this season
- Has allowed five pressures (zero sacks) in 159 pass-block snaps in 2019
- Last time he allowed a sack was at Alabama in 2018

### RT **Greg Eiland**

- Started 24 games in his career
- 17 starts at left tackle and seven at right tackle (first seven games this season)
- Has played the fourth-most snaps this season among MSU's offensive linemen (383)
- 11 snaps this season have been at left tackle

### LT **Tyre Phillips**

- Played in all 13 games in 2018 (rotated at both tackle positions but did not start)
- Has been solid at left tackle this season, starting all nine games
- Played the most snaps among MSU's offensive linemen (574)
- Allowed the first sack of his career (340 pass block snaps) at Tennessee (6th game of season)
- Saw action in two snaps at left guard in the season opener
- Surrendered just 2.0 sacks this year (both at Tennessee)
- Second-highest graded SEC offensive tackle (min. 550 snaps) by PFF at 77.6



#### LG Dareuan Parker

- Saw action in every game last season
- Started at left guard in seven games this season
- Missed the second and third games of this season (injury)
- Had top overall grade in his return vs. Kentucky in Week 5 among MSU offensive linemen from PFF (79.7) and an impressive run-block grade (82.0)
- Two of MSU's three rushing touchdowns and 194 of the Bulldogs' 241 rushing yards vs. Kentucky were to the left (Parker's side)
- Just five pressures allowed in 2019 (1 sack, 1 hit, 3 hurries)
- No sacks allowed in the last five games and has allowed just one all season (vs. Kentucky)

#### MORE ON THE BULLDOGS' OFFENSIVE LINE

Behind the starting five, MSU has experience in guard **Michael Story** and tackle **Tommy Champion** and center **Evans Wilkerson**. JUCO transfer **LaQuinston Sharp** saw his first career action in Week 1 at right guard. He earned an 85.7 grade from PFF in 31 snaps played. He's played mostly at right guard so far. He had to take one snap at center in the season opener. Last game at Arkansas, he earned his first career start at right guard, seeing action in 67 snaps and allowing just a pair of pressures (both hurries).

Champion earned his first career start at left guard in Week 2 in place of Parker. He played 40 snaps and was solid, not allowing a pressure. He got the start there again in Week 3 and started at right tackle two weeks ago at Texas A&M in place of **Greg Eliand**, who was out with an injury. Champion has seen 30+ snaps of action in three games at right guard (Kentucky, at Auburn, at Tennessee) and 60+ snaps at right tackle in two of the last three games (LSU, at Texas A&M). Last game at Arkansas, he got the start at right tackle but played just 19 snaps. Despite not being a regular starter, Champion has played the third-most snaps played on MSU's offensive line this season (401).

#### MITCHELL LEADS TEAM IN TD CATCHES

WR **Osirus Mitchell** has a team-best five touchdown receptions this season, which is tied for 12th in the SEC. The five scoring grabs are a career high for Mitchell in a single season, topping his previous best of four in 2018.

- Most TD catches by a Bulldog in a single season since 2016
- TD catches have been 31, 28, 35, 21 and 33 yards, respectively
- Five TD catches of 20+ yards are the most since WR Chad Bumphis in 2012 (5)
- Five TD catches of 20+ yards are tied for most in the SEC and fifth in the FBS

#### GUIDRY HAS THREE TD CATCHES IN TWO OF THE LAST THREE GAMES

WR **Stephen Guidry** is second on the team in touchdown receptions (4). Guidry has a TD catch in two of the last three games and in four total games.

- Both Mitchell and Guidry have caught a TD in two of the same games (Southern Miss, at Auburn)
- Mitchell or Guidry has a TD reception in seven of nine games

#### More on Guidry ...

- 16 of 19 catches this season have been for a first down
- 10 catches have been for 15+ yards
- Two catches have resulted in 25+ yard gains
- 210 of his 278 receiving yards this season have been in SEC play
- Three of his four receiving touchdowns have been in SEC play
- 222 of his 278 receiving yards have come on first and second downs

#### MITCHELL LEADS MSU IN RECEIVING

WR **Osirus Mitchell** is also State's top receiver in yardage (377) and catches (26). He has at least one reception of 20+ yards in six different games. His 18 catches for a first down and 11 catches for 15+ yards lead MSU.

- Led MSU in receiving yards in four games this season
- Caught a TD for the third straight game in Week 3 (first MSU player since WR Chad Bumphis in 2012 to accomplish that feat)
- Caught a TD pass from QB **Tommy Stevens** on MSU's first drive in each of the first two games
- Has multiple receptions in six games this season

#### GUIDRY HAS BEST GAME OF SEASON VS. NO. 2 LSU

WR **Stephen Guidry** led MSU in receiving yards (98) and receptions (6) to go along with a 24-yard touchdown catch (first 20-yard reception of the season) in the fourth quarter vs. No. 2 LSU.

- Per PFF, 37 of his yards against No. 2 LSU were earned after the catch
- Had catches vs. five different LSU defenders and a passer rating when targeted of 115.6
- Has just one dropped pass all season so far on 17 catchable targets (drop rate: 5.9%)

#### GUIDRY FOLLOWS UP WITH SOLID PERFORMANCE AT TEXAS A&M

WR **Stephen Guidry** caught two passes for 59 yards, including a 32-yard TD at Texas A&M following the LSU game. It was the second straight game he caught a 20+ yard TD pass.

#### THOMAS STEPS UP AS RELIABLE TARGET

After a 59-yard performance that featured a 42-yard catch at Arkansas, WR **Dedrick Thomas** is State's second-leading receiver with 307 yards on 20 catches. He also has one touchdown catch to his credit. He has five receptions of 20+ yards and at least one in four different games.

- 15 catches have been for 10+ yards
- Go-to target on third down with all six receptions converting a first down this year
- Four of his catches on third down have been 25+ yard gains, including one for 42
- Leads MSU with 12 catches for 10+ yards in SEC play

#### ZUBER SHINES IN LAST THREE GAMES

The bulk of graduate transfer WR **Isaiah Zuber**'s production has come during his last three games. Zuber has 138 receiving yards, seven receptions, two touchdown catches, 19.7 yards per catch during those contests and a 20+ yard catch each game. On the season, Zuber has 14 catches for 211 yards and a pair of touchdowns.

#### GIBSON'S BIG DAY

RB **Nick Gibson** had a career performance in his last game at Arkansas, producing a career-high 129 rushing yards and finding the end zone on a 47-yard run. He averaged 10.8 yards per rush and finished with three 20+ yard runs. Gibson has a rushing TD in three different games this year.

#### GREEN CATCHES FIRST TD SINCE 2017

In addition to a couple of punishing blocks on big plays, TE **Farrod Green** reeled in a 3-yard touchdown pass at Arkansas for his second career score and first since the 2016 season.

#### E40 IS THE LEADER OF THE DEFENSE

Team captain LB **Erroll Thompson** is averaging 7.0 tackles per game this season and leads the Bulldogs with 63. Thompson has recorded seven or more tackles six times this season, including two games with double-digit stops. He is tied for the SEC lead in QB hits among linebackers (5). His five QB hits and six hurries give him 11 total pressures on the year according to PFF. He has also logged 30 total "stops" per PFF, which are tackles that constitute a "failure" for the offense.

#### PICK SIXES

After LB **Willie Gay Jr.**'s pick-six vs. Kentucky on Sept. 21 and S **Marcus Murphy**'s pick-six at Arkansas, State is the only SEC team with multiple interceptions returned for a TD against conference opponents this season. It's the sixth season over the last 11 that MSU has returned multiple interceptions for touchdowns.

#### BRIAN COLE II HAVING SOLID SENIOR SEASON SO FAR

S **Brian Cole II** leads the Bulldogs in tackles for loss this season (7.0). Cole's 7.0 tackles for loss lead the SEC among defensive backs. He also has 2.0 sacks this season to his credit.

- Picked off his first pass of the season at Tennessee in the sixth game (second of his career)
- Recorded at least 0.5 TFL in eight of 14 career games, including five games this season
- Collected 10 total pressures this year, according to PFF
- Logged a career-high nine tackles at Texas A&M



## STUFFING THE STAT SHEET

S **Brian Cole** has been a ballhawk this season. He is one of five SEC players credited with at least one interception, one sack, one forced fumble and one fumble recovery.

Player	School	INT	Sacks	FF	FR
Kamren Curl	Arkansas	2	2.0	1	1
Jonathan Greenard	Florida	1	4.0	1	1
Xavier McKinney	Alabama	1	2.0	2	1
<b>Brian Cole II</b>	<b>Mississippi State</b>	<b>1</b>	<b>2.0</b>	<b>1</b>	<b>1</b>
Jeremiah Dinson	Auburn	1	2.0	1	1

Cole is one of just five Bulldogs to accomplish that feat in a single season since 2000:

Player	Year	INT	Sacks	FF	FR
Jamar Chaney	2009	2	2.0	2	1
Johnathan Calvin	2016	1	7.0	2	1
Gerri Green	2017	1	5.0	3	1
Johnathan Abram	2018	2	3.0	1	1
<b>Brian Cole II</b>	<b>2019</b>	<b>1</b>	<b>2.0</b>	<b>1</b>	<b>1</b>

## DANTZLER AMONG SEC'S BEST IN COVERAGE

CB **Cameron Dantzler** a preseason All-American, candidate for the Jim Thorpe, Bednarik and Nagurski awards, currently own the No. 3 overall grade (85.7) by PFF in the SEC among cornerbacks this season. Dantzler missed the game at Texas A&M three weeks ago due to injury. The week before, he was solid in coverage against No. 2 LSU (allowed two receptions on three targets for just 13 total yards allowed and one pass defense, per PFF).

- For his career, allowed a passer rating of just 37.9 (1 TD allowed, 5 INTs, 14 pass deflections)
- Played 163 coverage snaps this season and 637 for his career
- Targeted 21 times and allowed just eight receptions (38.1 percent) for 137 yards in 2019
- Allowed only 27 yards after catches this season
- Surrendered just one touchdown this season (at Auburn)
- Recorded two interceptions this season (leads MSU)

## SEC CB LEADERS PASSER RATING ALLOWED PER PFF (MIN. 15 TARGETS)

Rank	Player	School	Rating
1.	Roney Elam	Texas A&M	35.3
2.	<b>Cameron Dantzler</b>	<b>Mississippi State</b>	<b>39.6</b>
3.	Dandall Haynie	Vanderbilt	45.7
4.	Patrick Surtain II	Alabama	47.7
5.	Trevon Diggs	Alabama	51.8

## CHRISTMANN SETS SCHOOL CAREER RECORD FOR PATS

Going 6-for-6 on PAT attempts at Arkansas on Nov. 2, K **Jace Christmann** set the school record for most PATs made in a career. Christmann is at 108 heading in to the Alabama game.

## MSU RECORD BOOK WATCH: CAREER PATS MADE

Player	Made	Years	Pct.	Att.
<b>1. Jace Christmann</b>	<b>108</b>	<b>2017-p</b>	<b>1.000</b>	<b>109</b>
2. Westin Graves	104	2014-15	.963	108
3. Adam Carlson	89	2005-08	.978	91
Brian Hazelwood	89	1995-99	.947	94
5. Derek DePasquale	87	2009-11	.989	88
6. Joel Logan	76	1987-90	.905	84
7. Bob Morgan	74	1980-82	.949	78
8. Evan Sobiesk	71	2013-14	.947	75
9. Devon Bell	70	2012-15	.972	72
10. Artie Cosby	67	1983-86	.971	69

# OUTSIDE THE HUDDLE PROFILES

## OFFENSIVE PLAYERS

### #70 Tommy Champion - OL

His mother calls him "T.J." ... Claims he is really a quarterback ... Favorite food is fried pork chop ... Says he is a "hooper at heart" ... Has a one-year-old daughter named KayLeah Z. Champion and says she comes before anyone.

### #9 Malik Dear - WR

Nickname is "Weeble" ... Earned his undergraduate degree in kinesiology in December of 2018 ... Currently working on a master's degree in workforce education leadership.

### #55 Greg Eiland - OL

Nickname is "Peewee" ... Enjoys being outdoors ... Avid hunter and fisher ... Rides bulls and horses ... Boston Red Sox fan ... Favorite NFL team is the Indianapolis Colts and is a big fan of Peyton Manning ... Also played baseball growing up ... Favorite candy is Reese's.

### #18 Cameron Gardner - WR

Nicknames are "Cam" and "Cam G" ... Starkville native that reunites with former teammates Willie Gay Jr, Kameron Jones and Kobe Jones ... Lists the Philadelphia Eagles as his favorite NFL team and De'Andre Hopkins as his favorite player ... His brother (Navy) and nephew (Air Force) both served in the military ... Also played baseball and basketball growing up ... Favorite candies are Swedish Fish and Mike N' Ikes ... Wants to serve as a secret service agent following his football career ... Lists his parents as the inspirational people in his life because "they've been through so much, and you wouldn't even know because they always have a smile on their face."

### #82 Farrod Green - TE

Grew up with teammate Leo Lewis ... Played basketball until the 10th grade ... Enjoys watching Netflix and gaming in his free time ... His father coaches at Copiah Lincoln Community College and he grew up on Co-Lin's campus ... His father has coached at Co-Lin for over 25 years and has coached the likes of Nick Fairley, DeQuan Menzie, Arthur Maulet and MSU alum Donald Gray ... Aspires to be a coach like his father one day ... His go-to breakfast on gamedays is cheese eggs, sausage and a waffle.

### #1 Stephen Guidry - WR

Nicknames are "Bankroll" and "Killa" ... Born in Baton Rouge ... Likes to listen to NBA Youngboy and Boosie before a game to psyche himself up ... Favorite NFL team is the Jacksonville Jaguars and his favorite player is Odell Beckham Jr. ... Also played basketball, track and baseball growing up ... Enjoys playing NBA 2K during his free time ... Hidden talent is jiggling.

### #8 Kylin Hill - RB

Hidden talent is dancing and claims he is the best dancer on the team ... Favorite artist is NBA Youngboy... His dream is to meet Kobe Bryant one day ... Favorite candy is sour gummy worms ... Favorite NFL team is the New England Patriots.

### #5 Osirus Mitchell - WR

Grandmother called him "Bam Bam" growing up because he tended to break and throw things ... Skilled cooked and painter ... Wanted to play basketball not football in college his entire high school career ... Only decided to pursue football after his senior year ... Addicted to white chocolate Hershey's and hot Cheetos ... Shares the same birthday (Sept. 15) with his mother and sister ... Enjoys fishing to relax ... Made regular fishing trips with Cameron Dantzler and Tim Washington over the summer ... Dantzler lists Osirus as the teammate that inspires him most because of his "motor to go" that pushes Dantzler to also work harder.

### #4 JaVonta Payton - WR

Nicknames are "JP" and "Tay" ... He is the oldest of 12 siblings ... Enjoys watching movies in his spare time and aspires to act following his football career ... Enjoys watching old Disney shows to remind him of his childhood ... Teammates give him a hard time over how skinny he is ... Favorite NFL team is the Tennessee Titans ... Favorite candy is Reese's.

### #78 Tyre Phillips - OL

Nickname is "Big Country" ... Musically gifted ... Plays the piano and the trumpet ... Despite playing on the offensive line, does not like large crowds and does not like being touched.

### #51 - Stewart Reese - OT

Nickname is "Big Stew" ... Enjoys playing video games ... His favorite video game series is Call of Duty with his favorite game being Black Ops 3 ... Animal lover, especially favors dogs ... Enjoys singing ... Aspires to be an anesthesiologist.

### #6 - Garrett Shrader - QB

Says his nickname is "Shrader" ... Reason he gave was "nobody remembered my first name" ... People around the football building say he's a grill-master ... Has three siblings ... When asked to describe himself in 25 words or less, he said: bold, fun, confident ... Said his teammates give him a hard time about "the way I dress" ... Can solve a Rubik's Cube ... Favorite Mississippi State player in the NFL is Jeffery Simmons ... Favorite NFL Player is Aaron Rodgers ... Doesn't really have social media (has a Twitter account, but not very active) ... Said best advice he's ever received: "Keep your head where your feet are" ... Two-time state champion at Charlotte Christian ... His father played football and baseball at The Citadel in Charleston, South Carolina.

### #11 Geor'quarius Spivey - TE

His first name combines the beginning of his father's name, George ... His grandmother gave him the nickname "Monk" as a child because he was hyper and jumped around like a monkey ... Loves playing Fortnite and Madden in his free time ... Feels like he is the "greatest" on the team when it comes to gaming ... Enjoys shopping for new tennis shoes and cooking ... Favorite NFL players are Chad Johnson and Julio Jones ... Also played basketball and ran track growing up ... Says his inspiration is his grandmother because she "influenced me to be a better person."

### #7 Tommy Stevens - QB

Graduate transfer quarterback from Penn State ... Indianapolis native ... Enjoys hanging out with friends and playing video games in his spare time ... Listens to Metallica to psyche himself up for big games ... Favorite NFL team is the Dallas Cowboys ... His grandfather is a former Marine ... His hidden talent is that he is a "decent bowler" ... One of his favorite snacks is sunflower seeds ... Prefers Hulu over Netflix and likes to binge watch South Park.

### #2 Dedrick Thomas - WR

Nickname is "Sweet Feet" ... Earned the nickname as a sophomore while playing football at Memphis Central from going to camps and juking others on the field ... Claims to be a NBA 2k "freak" ... Grew up believing he was going to play basketball because his closet friends have played the sport on the collegiate and professional level ... Big anime fan with his favorites being Naruto and Dragon Ball Z ... Graduated with a degree in kinesiology in May and is currently pursuing a degree in psychology.

### #88 Powers Warren - TE

Nickname is "Powow" ... Born in Kansas City, Kansas ... His hidden talent is his ability to do a back flip ... Also played basketball, hockey and soccer growing up ... His father is the former Chief Operating Officer of the Minnesota Vikings and was recently named the commissioner of the Big Ten Conference.

### #85 - Austin Williams - WR

Lived in Germany for two years when he was in the fifth grade ... Enjoys skydiving.

### #73 Darryl Williams - OL

Nickname is "The Big General" ... Battles for the title of best griller on the team with Tim Washington ... His specialty is ribs and often hosts the offensive line for cookouts ... Listens to "Ready or Not" by Fugees to get hyped for a big game ... Claims his "phenomenal" suit game will "blow you off the charts" ... Lists his mom and his uncle as his biggest fans and motivations ... Enjoys fishing in his free time ... Favorite Mississippi State tradition is "Don't Stop Believing" heading into the fourth quarter ... Majoring in human development because he has a passion for working with children and would like to pursue that following his football career.

### #12 Isaiah Zuber - WR

Nickname is "Zube" ... Graduate transfer wide receiver from Kansas State ... Native of Stone Mountain, Georgia, and played at Stephenson, the same high school that produced former MSU players Preston Smith and Montez Sweat and current Bulldog Chauncey Rivers.

# OUTSIDE THE HUDDLE PROFILES

## DEFENSE/SPECIAL TEAMS PLAYERS

### #90 Lee Autry – DT

Younger brother to former Bulldog and current Indianapolis Colt – Denico Autry ... His secret hobby is making beats on his laptop ... Wears No. 90 because it was the number he wore when he first started playing football ... Favorite NFL team is the Carolina Panthers ... Also played basketball growing up ... Favorite candy is Trolli's gummies ... Plays football for his mother and wants to give back to her after watching her struggle to make ends meet when growing up ... After his football career, he dreams of giving back to his community and helping high school athletes develop on the field to earn collegiate scholarships.

### #32 Brian Cole II - S

Nickname is "BCole" ... Was on the swim team in middle school ... Avid video gamer that enjoys playing NBA2K ... Hails from Saginaw, Michigan where he was the No. 1 receiver in the state of Michigan coming out of high school ... Allergic to dogs despite wanting to own one someday ... Enjoys super heroes and has a tattoo of his favorite – The Incredible Hulk ... His father is a retired police officer ... Darryl Williams lists Cole as his most inspirational teammate, calling him family and admiring his love for the game of football.

### #3 - Cameron Dantzler - CB

Nickname in high school was "The Needle", because he was long and skinny but "when I hit you, it hurts" ... Enjoys singing and watching cartoons ... His favorite cartoons are SpongeBob SquarePants and The Boondocks ... Listens to NBA Youngboy and Meek Mill before big games ... Lists his mom as his biggest fan because she "brags on me so much, it's crazy" ... His son, Cameron Dantzler Jr., was born on May 26 ... Says the birth of his son has "changed his whole demeanor" ... Also adopted a pitbull puppy, Bruno, over the summer ... His go-to breakfast on game days is pancakes ... Enjoys fishing and riding horses in his free time ... Made regular fishing trips with Osirus Mitchell and Tim Washington over the summer.

### #6 Willie Gay Jr. - LB

Starkville native that was high school teammates with fellow Bulldog Kobe Jones on defense ... Grew up a Mississippi State fan ... enjoys singing ... Mother calls him Chip because she says he is "sweet as a chocolate chip" ... Runs an Instagram account for his two pitbulls – Pac & Leila Ali.

### #11 Jaquarius Landrews

Goes by his middle name "Capri" because he isn't the biggest fan of his first name ... He is left handed ... Wears No. 11 to represent being the "11th man on the field" ... Teammates gave him a hard time over the summer for shaving his head ... Favorite candy is M&M's ... Earned his undergraduate degree in interdisciplinary studies in December of 2018 ... Currently working on his master's degree in workforce education leadership ... His daughter, Nevaeh, was born in January ... Says she is his inspiration because she "gives him every reason to be great."

### #52 Kobe Jones - DE

Reunites on defense with high school teammate with Willie Gay Jr. ... One of his former coaches gave him the nickname "Mayor of Starkville" over the 2018 season ... Has worn No. 52 since he was seven ... Favorite NFL team is the Dallas Cowboys ... Favorite television show is "Power" ... Favorite food is ribeye steak ... Helps coach the Starkville Cowboys, a local little league football team.

### #10 Leo Lewis – LB

Farrod Green lists him as his most inspirational teammate ... The duo is from the same area in Mississippi and understand each other's struggles of growing up and motivates the two to push harder ... The two have been close friends before becoming teammates at Mississippi State.

### #54 Fabien Lovett - DT

Nickname is "Fabo" ... Claims to be a "shy" and "quiet" person ... Likes to play Madden during his free time ... Following his football career, he'd like to pursue welding ... Favorite candies are cherry sours and white chocolate Reese's.

### #7 Marcus Murphy - S

Plays in honor of his mother Demetrick Murphy, who passed away unexpectedly in January, and his son Mason ... Mason is battling a rare genetic abnormality and is searching for a bone marrow transplant ... Wears No. 7 because it "means everything" to his family ... Enjoys hunting in his spare time ... Favorite NFL team is the Atlanta Falcons ... Says his baseball skills is his hidden talent.

### #29 C.J. Morgan - S

Played violin before he ever picked up football and continued to play the instrument up until the 9th grade ... Is the oldest of four siblings ... Before every game, listens to his "Old Vibes" playlist, which consists of 70s to 2000s R&B ... Active brother of the Phi Beta Sigma Fraternity ... Loves joking around with his friends ... Favorite artist is Drake ... Says he hates to hold hands with anyone because he has "really sweaty hands."

### #8 Maurice Smitherman - CB

Nickname is "Mo" ... He chose to wear No. 8 because of its ties to "new beginnings" in the Bible ... His favorite NFL team is the New England Patriots ... Best advice he ever received is from former Bulldog and NFL star Darius Slay: you have to know "that you are the best on the field" ... Enjoys sour candies ... Also played basketball growing up.

### #40 Erroll Thompson - LB

Enjoys listening to music to get hyped on gamedays ... Favorite Mississippi State tradition is the Dawg Walk ... Enjoys hanging out with friends and playing video games in his free time ... Go-to breakfast on gamedays is an omelet ... Played baseball until his junior year of high school ... Claims he was a better baseball player than football player growing up ... Models his game after Luke Kuechly and Bobby Wagner ... Talks to his dad, a former Alabama State football player, after every game ... His father likes to watch game replays and will critique his game.

### #50 Tim Washington - LB

Young linebackers on the team call him "Uncle Tim" ... Enjoys fishing and spent the summer taking fishing trips with Cameron Dantzler and Osirus Mitchell ... Has a passion for cooking and grilling ... Battles Darryl Williams for the title of the best griller on the team ... Some of his favorite things to cook/grill are seafood and chicken ... Earned his undergraduate degree in industrial technology in May ... Currently pursuing a master's degree in workforce education leadership.

### #67 Paul Blackwell - SNP

Both of his grandfathers – Milton Chandler and James Blackwell served in the military ... Enjoys fishing and boating ... Goal is to work as a petroleum engineer following his football career ... Also played soccer and baseball growing up ... Favorite NFL team is the New Orleans Saints.

### #42 Tucker Day - P

Enjoys singing acting ... Several family members are actors ... Skilled at impersonating people and characters ... Avid hockey fan and enjoys playing hockey as well ... Big fan of the Nashville Predators and New York Rangers ... Was an amateur junior hockey player for the Nashville Junior Predators.

### #47 - Jace Christmann - K

Born John Christmann V ... His family did not call him John for the first month of his life to avoid the confusion of being a fifth-generation John ... His dad found the name Jace in an old book, which is derived from the initials J.C. ... Learned how to solve a Rubik's Cube over the 2018 season ... Runs a Twitter account dedicated to the Bulldog specialists (@4thDownDawgs).

### #48 Scott Goodman - K

Is a triplet ... The only boy of the triplet set and was born second by a minute ... His older sister, Jamie, attends Ole Miss while his younger sister, Sydney, attends Auburn ... He did not grow up playing football, only starting his football career in high school ... Favorite NFL team is the New Orleans Saints ... Also grew up playing soccer and baseball ... Likes to hunt and fish during his free time.

### #27 Kody Schexnayder – P/HLD

Nickname is "Shex" ... Has a twin brother, Kyle ... The first sport he actually fell in love with was baseball before finding his passion for football ... Enjoys fishing in his spare time ... His favorite NFL team is the New Orleans Saints ... His family had to overcome tragedy after losing everything in the effects of Hurricane Katrina in 2005.

# CAREER/GAME-BY-GAME STARTS

## MISSISSIPPI STATE CAREER STARTS BY POSITION

### OFFENSE

#### LEFT TACKLE

Greg Eiland - 17  
Tyre Phillips - 9

#### LEFT GUARD

Darryl Williams - 25  
Michael Story - 3  
Tommy Champion - 2  
Dareuan Parker - 7

#### CENTER

Darryl Williams - 9

#### RIGHT GUARD

Stewart Reese - 7  
Michael Story - 1  
LaQuinston Sharp - 1

#### RIGHT TACKLE

Stewart Reese - 26  
Greg Eiland - 7  
Tommy Champion - 2

#### TIGHT END

Farrod Green - 30  
Geor'quarius Spivey - 1

#### WIDE RECEIVER

Osirus Mitchell - 22  
Dedrick Thomas - 16  
Malik Dear - 9  
Stephen Guidry - 11  
Austin Williams - 5  
Isaiah Zuber - 2  
Cameron Gardner - 1

#### RUNNING BACK

Kylin Hill - 20  
Nick Gibson - 1

#### QUARTERBACK

Tommy Stevens - 6  
Garrett Shrader - 3  
Keytaon Thompson - 2

### DEFENSE

#### DEFENSIVE END

Fletcher Adams - 7  
Chauncey Rivers - 9  
Marquiss Spencer - 9

#### DEFENSIVE TACKLE

Fabien Lovett - 8  
Lee Autry - 4  
Jaden Crumedy - 6  
Fletcher Adams - 1  
Kobe Jones - 1

#### LINEBACKER

Leo Lewis - 44  
Erroll Thompson - 41  
Willie Gay Jr. - 6  
Brian Cole II - 1

#### SAFETY

Brian Cole II - 12  
Jaquarius Landrews - 12  
C.J. Morgan - 20  
Marcus Murphy - 1

#### CORNERBACK

Cameron Dantzler - 20  
Maurice Smitherman - 8  
Martin Emerson - 2  
Jarrian Jones - 1  
Tyler Williams - 2

## MISSISSIPPI STATE OFFENSIVE GAME-BY-GAME STARTERS IN 2019

Game	WR (X)	WR (H)	WR (Z)	LT	LG	C	RG	RT	TE	RB	QB
at Louisiana	C. Gardner	D. Thomas	O. Mitchell	T. Phillips	D. Parker	D. Williams	S. Reese	G. Eiland	F. Green	K. Hill	T. Stevens
Southern Miss	S. Guidry	D. Thomas	O. Mitchell	T. Phillips	T. Champion	D. Williams	S. Reese	G. Eiland	F. Green	K. Hill	T. Stevens
Kansas State	S. Guidry	D. Thomas	O. Mitchell	T. Phillips	T. Champion	D. Williams	S. Reese	G. Eiland	F. Green	K. Hill	T. Stevens
Kentucky	I. Zuber	G. Spivey (TE)	O. Mitchell	T. Phillips	D. Parker	D. Williams	S. Reese	G. Eiland	F. Green	K. Hill	G. Shrader
at Auburn	S. Guidry	D. Thomas	O. Mitchell	T. Phillips	D. Parker	D. Williams	S. Reese	G. Eiland	F. Green	K. Hill	T. Stevens
at Tennessee	I. Zuber	D. Thomas	O. Mitchell	T. Phillips	D. Parker	D. Williams	S. Reese	G. Eiland	F. Green	K. Hill	T. Stevens
LSU	S. Guidry	D. Thomas	O. Mitchell	T. Phillips	D. Parker	D. Williams	S. Reese	G. Eiland	F. Green	K. Hill	G. Shrader
at Texas A&M	S. Guidry	D. Thomas	O. Mitchell	T. Phillips	D. Parker	D. Williams	M. Story	T. Champion	F. Green	K. Hill	G. Shrader
at Arkansas	S. Guidry	D. Thomas	O. Mitchell	T. Phillips	D. Parker	D. Williams	L. Sharp	T. Champion	F. Green	K. Hill	T. Stevens
Alabama											
Abilene Christian											
Ole Miss											

## MISSISSIPPI STATE DEFENSIVE GAME-BY-GAME STARTERS IN 2019

Game	DE	DT	NG	DE	WLB	MLB	S/LB	CB	FS	SS	CB
at Louisiana	C. Rivers	J. Crumedy	F. Lovett	M. Spencer	L. Lewis	E. Thompson	B. Cole II	M. Smitherman	C. Morgan	J. Landrews	C. Dantzler
Southern Miss	C. Rivers	L. Autry	F. Lovett	M. Spencer	L. Lewis	E. Thompson	B. Cole II	M. Smitherman	C. Morgan	J. Landrews	C. Dantzler
Kansas State	C. Rivers	J. Crumedy	F. Lovett	M. Spencer	L. Lewis	E. Thompson	B. Cole II	M. Smitherman	C. Morgan	J. Landrews	T. Williams
Kentucky	C. Rivers	L. Autry	F. Lovett	M. Spencer	L. Lewis	E. Thompson	B. Cole II	M. Smitherman	C. Morgan	J. Landrews	C. Dantzler
at Auburn	C. Rivers	J. Crumedy	F. Lovett	M. Spencer	L. Lewis	E. Thompson	B. Cole II	M. Smitherman	C. Morgan	J. Landrews	C. Dantzler
at Tennessee	C. Rivers	L. Autry	F. Lovett	M. Spencer	L. Lewis	E. Thompson	B. Cole II	M. Smitherman	C. Morgan	J. Landrews	C. Dantzler
LSU	C. Rivers	J. Crumedy	F. Lovett	M. Spencer	L. Lewis	E. Thompson	B. Cole II	M. Emerson	C. Morgan	J. Landrews	C. Dantzler
at Texas A&M	C. Rivers	J. Crumedy	F. Lovett	M. Spencer	L. Lewis	E. Thompson	B. Cole II	M. Emerson	C. Morgan	J. Landrews	J. Jones
at Arkansas	C. Rivers	J. Crumedy	F. Lovett	M. Spencer	L. Lewis	E. Thompson	B. Cole II	T. Williams	M. Murphy	J. Landrews	C. Dantzler
Alabama											
Abilene Christian											
Ole Miss											

# CAREER PARTICIPATION

## MISSISSIPPI STATE CAREER STARTS/PARTICIPATION CHART

Player	'16	'17	'18	'19	Total
Fletcher Adams	11/0	13/6	13/2	8/0	45/8
Somon Anderson	--	--	2/0	2/0	4/0
Lee Autry	--	--	13/1	3/3	16/4
Paul Blackwell	--	--	--	9/0	9/0
Aaron Brule	--	--	4/0	9/0	13/0
Logan Burnett	--	2/0	2/0	2/0	6/0
Tommy Champion	--	--	6/0	9/4	15/4
Korey Charles	--	3/0	7/0	5/0	15/0
Brian Cole II	--	--	5/4	9/9	14/13
Jace Christmann	--	13/0	13/0	8/0	34/0
Aadreekis Conner	--	--	--	7/0	7/0
Londyn Craft	--	--	2/0	5/0	7/0
Charles Cross	--	--	--	3/0	3/0
Jaden Crumedy	--	--	2/0	9/6	11/6
Brad Cumbest	--	--	3/0	8/0	11/0
Cameron Dantzler	--	13/0	13/13	7/7	33/20
Tucker Day	--	2/0	13/0	9/0	24/0
Malik Dear *	12/9	0/0	11/0	9/0	43/9
Taury Dixon	--	--	10/0	4/0	14/0
Collin Duncan	--	--	--	8/0	8/0
Greg Eiland	--	13/4	13/13	8/7	34/24
Martin Emerson	--	--	--	9/2	9/2
Raymond Freeman	--	--	2/0	--	2/0
Esaias Furdge	--	--	2/0	--	2/0
Cameron Gardner	--	--	3/0	9/1	12/1
Willie Gay Jr.	--	13/0	13/6	3/0	29/6
Nick Gibson	3/0	13/1	9/0	7/0	32/1
Scott Goodman	--	--	13/0	9/0	22/0
Farrod Green	12/8	13/13	13/0	9/9	47/30
Landon Guidry	--	--	8/0	8/0	16/0
Stephen Guidry	--	--	13/5	8/6	21/11
Kylin Hill	--	13/0	11/11	9/9	33/20
James Jackson	--	--	4/0	8/0	12/0
Devonta Jason	--	--	13/0	2/0	15/0
R.J. Jennings	--	--	9/0	3/0	12/0
Jett Johnson	--	--	2/0	--	2/0
Kwatirivous Johnson	--	--	2/0	1/0	3/0
Dontea Jones	--	4/0	12/0	8/0	24/0
Jarrian Jones	--	--	--	8/1	8/1
Kendell Jones	1/0	4/0	1/0	6/0	12/0
Kobe Jones	--	13/0	13/1	9/0	35/1
Sh'mar Kilby-Lane	--	--	6/0	7/0	13/0
Jaquarius Landrews	--	--	10/3	9/9	19/12
Jordan Lawless	--	--	2/0	1/0	3/0
Leo Lewis	13/13	13/12	12/10	9/9	47/44
Fabien Lovett	--	--	2/0	9/9	11/9
Jalen Mayden	--	--	3/0	--	3/0
Osirus Mitchell	--	9/0	13/13	9/9	31/22
C.J. Morgan	--	10/0	13/3	8/8	31/11
Marcus Murphy	--	--	12/0	3/1	15/1
Aaron Odom	--	--	2/0	1/0	3/0
Dareau Parker	--	12/0	13/0	7/7	32/7
JaVonta Payton	--	--	--	8/0	8/0

Player	'16	'17	'18	'19	Total
Nick Pendley	--	--	--	1/0	1/0
Fred Peters	--	--	--	9/0	9/0
Tyre Phillips	--	--	13/0	9/9	22/9
Nathan Pickering	--	--	--	5/0	5/0
Shawn Preston	--	--	1/0	5/0	6/0
J.P. Purvis	--	--	--	4/0	4/0
Jaylon Reed	--	--	3/0	--	3/0
Stewart Reese	--	13/13	13/13	7/7	33/33
Chauncey Rivers	--	--	13/0	9/9	22/9
Robert Rivers	--	--	3/0	1/0	4/0
Devon Robinson	--	--	1/0	--	1/0
Demonte' Russell	--	--	--	3/0	3/0
Kody Schexnayder	4/0	1/0	13/0	9/0	27/0
LaQuinston Sharp	--	--	--	5/1	5/1
Joshua Short	--	--	1/0	--	1/0
Garrett Shrader	--	--	--	7/3	7/3
Maurice Smitherman	10/0	13/0	13/2	6/6	42/8
Marquiss Spencer	12/0	13/0	4/0	9/9	38/9
Geor'quarius Spivey	--	--	3/0	9/1	12/1
Tommy Stevens	--	--	--	6/6	6/6
Michael Story	8/2	6/0	9/1	8/1	31/4
Cordavien Suggs	--	--	--	1/0	1/0
Nathan Swanson	--	--	2/0	--	2/0
Dedrick Thomas	10/0	13/0	13/8	9/8	45/16
Erroll Thompson	--	13/3	13/13	9/9	35/25
Keytaon Thompson	--	10/1	9/1	--	19/2
Sherman Timbs	--	--	1/0	9/0	9/0
Powers Warren	--	--	5/0	1/0	6/0
Tim Washington	12/0	13/0	13/0	8/0	46/0
Nathaniel Watson	--	--	2/0	5/0	7/0
Evans Wilkerson	12/0	13/0	13/0	9/0	47/0
Austin Williams	--	--	13/5	9/0	22/5
Darryl Williams	7/0	13/13	12/12	9/9	41/34
Tyler Williams	--	--	9/0	6/2	15/2
Lee Witherspoon	--	--	--	7/0	7/0
Cameron Young	--	--	1/0	8/0	9/0
Isaiah Zuber	--	--	--	9/2	9/2

\* 11/0 in 2015



# LONG PLAYS

## MISSISSIPPI STATE'S 20+ YARD PLAYS

### MSU'S 20+ YARD PLAYS BREAKDOWN

#### BY PLAY

Pass .....	24
Rush .....	17
<b>TOTAL</b> .....	<b>41</b>

#### BY GAME

Louisiana .....	3
Southern Miss .....	4
Kansas State .....	3
Kentucky .....	6
Auburn .....	6
Tennessee .....	1
LSU .....	3
Texas A&M .....	6
Arkansas .....	9
Alabama .....	
Abilene Christian .....	
Ole Miss .....	

#### BY QUARTER

1st .....	10
2nd .....	11
3rd .....	10
4th .....	10

#### RUSHING

Kylin Hill .....	9
Garrett Shrader .....	4
Nick Gibson .....	3
Lee Witherspoon .....	1

#### PASSING

Garrett Shrader .....	17
Tommy Stevens .....	7

#### RECEIVING

Osirus Mitchell .....	6
Dedrick Thomas .....	5
Isaiah Zuber .....	4
Stephen Guidry .....	3
Austin Williams .....	2
Malik Dear .....	1
Nick Gibson .....	1
Farrod Green .....	1
JaVonta Payton .....	1

#### 20+ MORE YARD TOUCHDOWNS

Osirus Mitchell .....	5
Stephen Guidry .....	2
Nick Gibson .....	1
Lee Witherspoon .....	1
Isaiah zuber .....	1

### MSU'S 20+ YARD PLAYS FROM SCRIMMAGE

Yards	Type	Player	Opponent	Qtr.
62	Rush	Kylin Hill	Arkansas	1st
58	Rush	Kylin Hill	Arkansas	2nd
49	Rush	Garrett Shrader	Kentucky	4th
47*	Rush	Nick Gibson	Arkansas	4th
47	Pass	Farrod Green from Garrett Shrader	Auburn	2nd
42	Pass	Dedrick Thomas from Tommy Stevens	Arkansas	3rd
39	Rush	Kylin Hill	Texas A&M	3rd
38*	Pass	Isaiah Zuber from Garrett Shrader	Texas A&M	4th
37	Rush	Kylin Hill	Arkansas	2nd
36	Rush	Kylin Hill	Texas A&M	1st
36	Rush	Garrett Shrader	Kentucky	2nd
35*	Pass	Osirus Mitchell from Tommy Stevens	Kansas State	2nd
33*	Pass	Osirus Mitchell from Tommy Stevens	Arkansas	1st
32	Pass	Stephen Guidry from Garrett Shrader	Texas A&M	1st
31*	Pass	Osirus Mitchell from Tommy Stevens	Louisiana	1st
30	Pass	JaVonta Payton from Garrett Shrader	Auburn	4th
29	Pass	Isaiah Zuber from Garrett Shrader	LSU	3rd
28	Rush	Nick Gibson	Arkansas	4th
28*	Pass	Osirus Mitchell from Tommy Stevens	Southern Miss	1st
28	Pass	Austin Williams from Tommy Stevens	Louisiana	2nd
27	Pass	Isaiah Zuber from Tommy Stevens	Arkansas	2nd
26	Pass	Dedrick Thomas from Garrett Shrader	Kansas State	3rd
25	Pass	Stephen Guidry from Garrett Shrader	Texas A&M	4th
25	Pass	Dedrick Thomas from Garrett Shrader	Texas A&M	3rd
25	Pass	Dedrick Thomas from Garrett Shrader	Kentucky	3rd
24	Pass	Nick Gibson from Garrett Shrader	LSU	2nd
24*	Pass	Stephen Guidry from Garrett Shrader	LSU	4th
24	Rush	Garrett Shrader	Auburn	1st
22	Rush	Kylin Hill	Kansas State	2nd
22	Rush	Kylin Hill	Southern Miss	1st
22	Rush	Kylin Hill	Southern Miss	3rd
22*	Rush	Lee Witherspoon	Southern Miss	4th
21	Rush	Nick Gibson	Arkansas	2nd
21	Pass	Osirus Mitchell from Garrett Shrader	Tennessee	4th
21*	Pass	Osirus Mitchell from Garrett Shrader	Auburn	3rd
21	Pass	Dedrick Thomas from Garrett Shrader	Kentucky	1st
20	Rush	Garrett Shrader	Auburn	4th
20	Pass	Isaiah Zuber from Garrett Shrader	Auburn	3rd
20	Pass	Austin Williams from Garrett Shrader	Kentucky	2nd
20	Pass	Malik Dear from Garrett Shrader	Kentucky	3rd
20	Rush	Kylin Hill	Louisiana	1st

\*Denotes play resulted in touchdown.

## MISSISSIPPI STATE'S LONGEST PLAYS OF THE SEASON

Type	Play	Opponent
Rushing	62 yards by Kylin Hill	Arkansas (11/2)
Rushing Touchdown	47 yards by Nick Gibson	Arkansas (11/2)
Passing	47 yards by Garrett Shrader to Farrod Green	at Auburn (9/28)
Passing Touchdown	38 yards by Garrett Shrader to Isaiah Zuber	at Texas A&M (10/26)
Punt Return	40 yards by Malik Dear	at Louisiana (8/31)
Kick Return	24 yards by JaVonta Payton	Kansas State (9/14)
Interception Return	52 yards by Willie Gay Jr.	Kentucky (9/21)
Punt	70 yards by Tucker Day	LSU (10/19)
Field Goal	51 yards by Jace Christmann	at Tennessee (10/12)

# MISCELLANEOUS STATS

## GAMES WITH A RECEPTION

Player	'16	'17	'18	'19	Career
#1 Stephen Guidry	--	--	12	7	19
#2 Deddrick Thomas	3	11	10	9	33
#3 Devonta Jason	--	--	2	--	2
#4 JaVonta Payton	--	--	--	4	4
#5 Osirus Mitchell	--	5	10	8	23
#8 Kylin Hill	--	3	10	7	20
#9 Malik Dear (10 in '15)	10	--	1	2	23
#12 Isaiah Zuber	--	--	--	6	6
#18 Cameron Gardner	--	--	--	1	1
#21 Nick Gibson	0	3	5	1	9
#25 Brad Cumbest	--	--	1	1	2
#82 Farrod Green	6	5	9	8	28
#84 Donte Jones	--	0	4	3	7
#85 Austin Williams	--	--	7	5	12

## GAMES WITH 5+ RECEPTIONS

Player	'16	'17	'18	'19	Career
#1 Stephen Guidry	--	--	0	1	1
#5 Osirus Mitchell	--	0	2	4	5
#8 Kylin Hill	--	0	1	--	1
#9 Malik Dear (1 in '15)	0	--	0	--	1

## RECEPTIONS OF 20+ YARDS

Player	'16	'17	'18	'19	Career
#1 Stephen Guidry	--	--	9	3	12
#2 Deddrick Thomas	0	4	4	4	12
#3 Devonta Jason	--	--	1	1	2
#5 Osirus Mitchell	--	--	7	4	11
#8 Kylin Hill	--	0	2	--	2
#9 Malik Dear (1 in '15)	4	--	0	--	5
#21 Nick Gibson	0	0	0	1	1
#25 Brad Cumbest	--	--	1	--	1
#82 Farrod Green	0	4	0	1	5
#84 Donte Jones	--	0	1	--	1
#85 Austin Williams	--	--	3	2	5

## RECEPTIONS OF 50+ YARDS

Player	'16	'17	'18	'19	Career
#1 Stephen Guidry	--	--	2	--	2
#5 Osirus Mitchell	--	--	1	--	1
#8 Kylin Hill	--	--	1	--	1
#82 Farrod Green	0	1	0	--	1

## RECEPTIONS FOR A FIRST DOWN

Player	'16	'17	'18	'19	Career
#1 Stephen Guidry	--	--	15	17	32
#2 Deddrick Thomas	3	10	10	13	36
#3 Devonta Jason	--	--	2	--	2
#5 Osirus Mitchell	--	3	13	18	34
#8 Kylin Hill	--	1	6	4	11
#9 Malik Dear (14 in '15)	13	--	1	3	31
#12 Isaiah Zuber	--	--	--	8	8
#18 Cameron Gardner	--	--	--	1	1
#21 Nick Gibson	0	2	2	1	5
#25 Brad Cumbest	--	--	1	--	1
#82 Farrod Green	7	5	5	7	25
#84 Donte Jones	--	0	3	3	6
#85 Austin Williams	--	--	5	5	10

## 100-YARDS RECEIVING

Player	'16	'17	'18	'19	Career
#1 Stephen Guidry	--	--	1	--	1
#5 Osirus Mitchell	--	0	1	--	1

## GAMES WITH A RECEIVING TD

Player	'16	'17	'18	'19	Career
#1 Stephen Guidry	--	--	3	4	7
#2 Deddrick Thomas	1	4	2	1	8
#5 Osirus Mitchell	--	0	3	5	8
#8 Kylin Hill	--	0	4	--	4
#9 Malik Dear (1 in '15)	2	--	0	--	3
#82 Farrod Green	1	0	0	1	2
#84 Donte Jones	--	0	1	--	1
#85 Austin Williams	--	--	2	1	3

## GAMES WITH MULTIPLE RECEIVING TDS

Player	'16	'17	'18	'19	Career
#5 Osirus Mitchell	--	0	1	--	1
#9 Malik Dear (1 in '15)	0	--	0	--	1
#85 Austin Williams	--	--	1	--	1

## RUNS OF 10+ YARDS

Player	'16	'17	'18	'19	Career
#6 Garrett Shrader	--	--	--	26	26
#8 Kylin Hill	--	14	19	29	62
#21 Nick Gibson	2	8	5	6	21

## RUNS OF 20+ YARDS

Player	'16	'17	'18	'19	Career
#6 Garrett Shrader	--	--	--	8	8
#8 Kylin Hill	--	1	5	9	16
#21 Nick Gibson	0	1	2	2	5

## RUNS OF 50+ YARDS

Player	'16	'17	'18	'19	Career
#8 Kylin Hill	--	0	1	2	3
#21 Nick Gibson	0	0	1	--	1

## RUSHING FIRST DOWNS

Player	'16	'17	'18	'19	Career
#6 Garrett Shrader	--	--	--	31	31
#8 Kylin Hill	--	22	37	47	106
#21 Nick Gibson	3	11	11	9	34

## 100-YARDS RUSHING

Player	'16	'17	'18	'19	Career
#6 Garrett Shrader	--	--	--	2	2
#8 Kylin Hill	--	0	3	6	9
#21 Nick Gibson	0	0	0	1	1

## GAMES WITH A RUSHING TOUCHDOWN

Player	'16	'17	'18	'19	Career
#6 Garrett Shrader	--	--	--	3	3
#7 Tommy Stevens	--	--	--	2	2
#8 Kylin Hill	--	2	3	5	10
#21 Nick Gibson	0	1	1	3	5

## GAMES WITH MULTIPLE RUSHING TDS

Player	'16	'17	'18	'19	Career
#8 Kylin Hill	--	0	1	2	3

# CAREER HIGHS

## MISSISSIPPI STATE OFFENSIVE/SPECIAL TEAMS CAREER HIGHS

### #1 WR STEPHEN GUIDRY

Receptions	6, vs LSU (10-19-19)
Receiving Yards	130, vs. Texas A&M (10-27-18)
Receiving TDs	1, (6x) last vs LSU (10-19-19)
Long Reception	84 vs. Texas A&M (10-27-18)

### #2 WR DEDDRICK THOMAS

Receptions	4, vs. Ole Miss (11-23-17)
Receiving Yards	70, vs. LA Tech (11-3-18)
Receiving TDs	1, (5x) last vs Tennessee (10-12-19)
Long Reception	44, vs. Louisiana (9-15-18)
Punt Returns	4, vs. Massachusetts (11-3-17)
Punt Return Yards	104, vs. Massachusetts (11-3-17)
Long Punt Return	83 vs. Massachusetts (11-3-17)
Kick Returns	5, vs. Louisville (12-30-17)
Kick Return Yards	110, vs. Louisville (12-30-17)
Long Kick Return	22, (twice) last at Ole Miss (11-22-18)

### #3 WR DEVONTA JASON

Receptions	1, (twice) last vs. LA Tech (11-3-18)
Receiving Yards	25, vs. Stephen F. Austin (9-1-18)
Receiving TDs	none
Long Reception	25, vs. Stephen F. Austin (9-1-18)

### #4 JAVONTA PAYTON

Receptions	2, vs. Kentucky (9-21-19)
Receiving Yards	30, at Auburn (9-28-19)
Long Reception	30, at Auburn (9-28-19)

### #5 WR OSIRUS MITCHELL

Receptions	6, (3x) last at Louisiana (8-31-19)
Receiving Yards	114, vs. Stephen F. Austin (9-1-18)
Receiving TDs	2, vs. Stephen F. Austin (9-1-18)
Long Reception	84, vs. Stephen F. Austin (9-1-18)

### #6 QB GARRETT SHRADER

Completions	17, (2x) last vs LSU (10-19-19)
Attempts	30, at Texas A&M (10-26-19)
Passing Yards	238, vs LSU (10-19-19)
Passing TDs	3, at Texas A&M (10-26-19)
Long Pass	47, at Auburn (9-28-19)
Rushes	19, vs LSU (10-19-19)
Rushing Yards	125, vs. Kentucky (9-21-19)
Rushing TDs	1, (3x) last vs LSU (10-19-19)
Long Rush	49, vs. Kentucky (9-21-19)

### #7 QB TOMMY STEVENS

Completions	20, at Louisiana (8-31-19)
Attempts	30, at Louisiana (8-31-19)
Passing Yards	236, at Louisiana (8-31-19)
Passing TDs	2, (3x) last at Arkansas (11-2-19)
Long Pass	42, at Arkansas (11-2-19)
Rushes	15, at Arkansas (11-2-19)
Rushing Yards	113, at Maryland (11-25-17)*
Rushing TDs	3, at Maryland (11-25-17)*
Long Rush	45, vs. Iowa (11-5-16)*
Receptions	3, vs. Washington (12-30-17)*
Receiving Yards	22, vs. Nebraska (11-18-17)*
Receiving TDs	1, (twice) last at Northwestern (10-7-17)*
Long Reception	13, vs. Nebraska (11-18-17)*

\* achieved while playing at Penn State

### #8 RB KYLIN HILL

Rushes	27, at Louisiana (8-31-19)
Rushing Yards	234, at Arkansas (11-2-19)
Rushing TDs	3, (twice) last at Arkansas (11-2-19)
Long Rush	52, at Kansas State (9-8-18)
Receptions	5, vs. LA Tech (11-3-18)
Receiving Yards	53, vs. Stephen F. Austin (9-1-18)
Receiving TDs	1, (4x) last vs. Iowa (1-1-19)
Long Reception	53, vs. Stephen F. Austin (9-1-18)

### #9 WR MALIK DEAR

Receptions	6, vs. LA Tech (10-17-15)
Receiving Yards	70, vs. LA Tech (10-17-15)
Receiving TDs	2, vs. Ole Miss (11-28-15)
Long Reception	27, vs. LA Tech (10-17-15)
Rushes	5, at Kentucky (10-22-16)
Rushing Yards	77, at Kentucky (10-22-16)
Long Rush	52, at Texas A&M (10-3-15)
Punt Returns	2, (3x) last vs LSU (10-19-19)
Punt Return Yards	40, at Louisiana (8-31-19)
Long Punt Return	40, at Louisiana (8-31-19)
Kick Returns	4, vs. Arkansas (11-19-16)
Kick Return Yards	56, vs. LA Tech (10-17-15)
Long Kick Return	34, vs. LA Tech (10-17-15)

### #12 WR ISAAH ZUBER

Receptions	10, at West Virginia (9-22-18)*
Receiving Yards	144, vs. UTSA (9-15-18)*
Receiving TDs	2, (3x) last at Texas A&M (10-26-19)
Long Reception	72, vs. UTSA (9-15-18)*
Punt Returns	4, at TCU (11-3-18)*
Punt Return Yards	92, at South Dakota (9-1-18)*
Long Punt Return	85, at South Dakota (9-1-18)*

\* achieved while playing at Kansas State

### #18 WR CAMERON GARDNER

Receptions	1, vs. Southern Miss (9-7-19)
Receiving Yards	7, vs. Southern Miss (9-7-19)
Receiving TDs	none
Long Reception	7, vs. Southern Miss (9-7-19)

### #21 RB NICK GIBSON

Rushes	12, at Arkansas (11-2-19)
Rushing Yards	129, at Arkansas (11-2-19)
Rushing TDs	1, (5x) last at Arkansas (11-2-19)
Long Rush	62, vs. LA Tech (11-3-18)
Receptions	1, (several times) last vs LSU (10-19-19)
Receiving Yards	12, (twice) last at LSU (10-20-18)
Long Reception	12, (twice) last at LSU (10-20-18)

### #22 RB LEE WITHERSPOON

Rushes	7, vs. Southern Miss (9-7-18)
Rushing Yards	40, vs. Southern Miss (9-7-18)
Rushing TDs	1, vs. Southern Miss (9-7-18)
Long Rush	22, vs. Southern Miss (9-7-18)

### #25 WR BRAD CUMBEST

Receptions	2, at Arkansas (11-2-19)
Receiving Yards	21, vs. Louisiana (9-15-18)
Receiving TDs	none
Long Reception	21, vs. Louisiana (9-15-18)

### #32 RB ROBERT RIVERS

Rushes	3, vs. Louisiana (9-15-18)
Rushing Yards	21, vs. Louisiana (9-15-18)
Rushing TDs	none
Long Rush	9, vs. Louisiana (9-15-18)

### #82 TE FARROD GREEN

Receptions	3, (5x) last at Auburn (9-28-19)
Receiving Yards	69, at Auburn (9-28-19)
Receiving TDs	1, (twice) last at Arkansas (11-2-19)
Long Reception	62, vs. Charleston Southern (9-2-17)

### #84 TE DONTA JONES

Receptions	2, (twice) last vs. Kansas State (9-14-19)
Receiving Yards	32, vs. Kansas State (9-14-19)
Receiving TDs	1, vs. Stephen F. Austin (9-1-18)
Long Reception	26, vs. Kansas State (9-14-19)

### #85 WR AUSTIN WILLIAMS

Receptions	3, at Louisiana (8-31-19)
Receiving Yards	52, vs. Arkansas (11-17-18)
Receiving TDs	2, vs. Arkansas (11-17-18)
Long Reception	33, vs. Arkansas (11-17-18)

### #26 K JORDAN LAWLESS

Field Goal Attempts	2, at Louisiana (8-31-19)
Field Goals Made	1, at Louisiana (8-31-19)
Field Goal Long	37, at Louisiana (8-31-19)
PATs Made	5, at Louisiana (8-31-19)
Kickoffs	none
Kickoff Yards	none
Kickoff Average	none

### #27 P KODY SCHEXNAYDER

Punts	7, at Alabama (11-12-16)
Punt Yards	210, at Alabama (11-12-16)
Punt Average	46.67, at Ole Miss (11-26-16)
Long Punt	52, vs. Texas A&M (11-5-16)
50+ Yard Punts	1, (twice) last at Ole Miss (11-26-16)
Punts Downed Inside 20	2, at Alabama (11-12-16)

### #42 P TUCKER DAY

Punts	8, at Alabama (11-10-18)
Punt Yards	294, at Alabama (11-10-18)
Punt Average	50.4, vs. Iowa (1-1-19)
Long Punt	70, (2x) last vs LSU (10-19-19)
50+ Yard Punts	2, (twice) last vs. Southern Miss (9-7-19)
Punts Downed Inside 20	3, (3x) last vs. Southern Miss (9-7-19)

### #47 K JACE CHRISTMANN

Field Goal Attempts	4, vs. Auburn (10-6-18)
Field Goals Made	3, (3x) last vs. Iowa (1-1-19)
Field Goal Long	51, vs. Tennessee (10-12-19)
PATs Made	8, vs. Louisiana (9-15-18)
Kickoffs	1, (4x) last at Auburn (9-28-19)
Kickoff Yards	44, vs. LA Tech (11-3-18)
Kickoff Average	44.0, vs. LA Tech (11-3-18)

### #47 K SCOTT GOODMAN

Kickoffs	10, vs. Stephen F. Austin (9-1-18)
Kickoff Yards	643, vs. Stephen F. Austin (9-1-18)
Kickoff Average	65.0, (twice) last at Alabama (11-10-18)

### #97 P REED BOWMAN

Punts	2, at Auburn (9-28-19)
Punt Yards	82, at Auburn (9-28-19)
Punt Average	41.0, at Auburn (9-28-19)
Long Punt	51, at Auburn (9-28-19)
50+ Yard Punt	1, at Auburn (9-28-19)
Punts Downed Inside 20	1, at Auburn (9-28-19)

# CAREER HIGHS

## MISSISSIPPI STATE DEFENSIVE CAREER HIGHS

### #1 CB MARTIN EMERSON

Tackles	6, at Auburn (9-28-19)
TFL	1.0, at Auburn (9-28-19)
Sacks	none
PBU	1, at Arkansas (11-2-19)
Interceptions	1, vs. Southern Miss (9-7-19)
Fumbles Forced	1, at Arkansas (11-2-19)
Fumbles Recovered	none

### #2 CB JARRIAN JONES

Tackles	2, at Auburn (9-28-19)
TFL	none
Sacks	none
PBU	1, (twice) at Texas A&M (10-26-19)
Interceptions	none
Fumbles Forced	none
Fumbles Recovered	1, vs. Kansas State (9-14-19)

### #3 CB CAMERON DANTZLER

Tackles	7, (3x) last vs LSU (10-19-19)
TFL	1.0, (3x) last at Alabama (11-10-18)
Sacks	1.0, at Alabama (11-10-18)
PBU	3, (3x) last vs. Kentucky (9-21-19)
Interceptions	1, (5x) last vs Tennessee (10-12-19)
Fumbles Forced	1, vs LSU (10-19-19)
Fumbles Recovered	1, at Louisiana (8-31-19)

### #5 DE CHAUNCEY RIVERS

Tackles	5, (twice) at Texas A&M (10-26-19)
TFL	2.0, vs. Louisiana (9-15-18)
Sacks	1.5, vs LSU (10-19-19)
PBU	1, (twice) last at Arkansas (11-2-19)
Interceptions	none
Fumbles Forced	none
Fumbles Recovered	none

### #6 LB WILLIE GAY JR.

Tackles	9, at Alabama (11-10-18)
TFL	2.0, at Alabama (11-10-18)
Sacks	2.0, at Alabama (11-10-18)
PBU	1, (3x) last vs. Florida (9-29-18)
Interceptions	1, (3x) last vs. Kentucky (9-21-19)
Fumbles Forced	1, vs. Massachusetts (11-3-17)
Fumbles Recovered	1, (twice) last at Arkansas (11-2-19)

### #7 S MARCUS MURPHY

Tackles	8, at Arkansas (11-2-19)
TFL	0.5, vs. Arkansas (11-17-18)
Sacks	none
PBU	1, (twice) last at Arkansas (11-2-19)
Interceptions	1, at Arkansas (11-2-19)
Fumbles Forced	none
Fumbles Recovered	none

### #8 CB MAURICE SIMTHERMAN

Tackles	5, (2x) last vs Tennessee (10-12-19)
TFL	none
Sacks	none
PBU	1, (3x) last at LSU (10-20-18)
Interceptions	1, (3x) last at Louisiana (8-31-19)
Fumbles Forced	1, vs. Arkansas (11-17-18)
Fumbles Recovered	none

### #10 LB LEO LEWIS

Tackles	12, (twice) last vs. Kansas State (9-14-19)
TFL	2.0, vs. South Alabama (9-3-16)
Sacks	1.0, (3x) last vs LSU (10-19-19)
PBU	1, (4x) last vs. Kansas State (9-14-19)
Interceptions	none
Fumbles Forced	1, (2x) at Auburn (9-28-19)
Fumbles Recovered	2, at Auburn (9-28-19)

### #11 S JAQUARIUS LANDREWS

Tackles	9, at Auburn (9-28-19)
TFL	none
Sacks	none
PBU	1, at Auburn (9-28-19)
Interceptions	none
Fumbles Forced	none
Fumbles Recovered	none

### #12 S SHAWN PRESTON, JR.

Tackles	5, (twice) at Texas A&M (10-26-19)
TFL	2.5, vs. Texas A&M (10-27-18)
Sacks	2.0, vs. Texas A&M (10-27-18)
PBU	4, vs. Kentucky (9-21-19)
Interceptions	none
Fumbles Forced	none
Fumbles Recovered	none

### #13 CB TYLER WILLIAMS

Tackles	3, (3x) last vs. Kentucky (9-21-19)
TFL	none
Sacks	none
PBU	2, at Louisiana (8-31-19)
Interceptions	none
Fumbles Forced	none
Fumbles Recovered	1, vs. Southern Miss (9-7-19)

### #14 LB NATHANIEL WATSON

Tackles	2, vs. Stephen F. Austin (9-1-18)
TFL	none
Sacks	none
PBU	none
Interceptions	none
Fumbles Forced	none
Fumbles Recovered	none

### #16 CB KOREY CHARLES

Tackles	2, at Texas A&M (10-26-19)
TFL	none
Sacks	none
PBU	none
Interceptions	none
Fumbles Forced	none
Fumbles Recovered	none

### #18 LB AARON BRULE

Tackles	1, (4x) last vs Tennessee (10-12-19)
TFL	none
Sacks	none
PBU	none
Interceptions	none
Fumbles Forced	none
Fumbles Recovered	1, at Auburn (9-28-19)

### #20 CB TAURY DIXON

Tackles	1, at Louisiana (8-31-19)
TFL	none
Sacks	none
PBU	none
Interceptions	none
Fumbles Forced	none
Fumbles Recovered	none

### #29 S C.J. MORGAN

Tackles	9, (2x) last vs Tennessee (10-12-19)
TFL	0.5, vs. Southern Miss (9-7-19)
Sacks	none
PBU	4, vs LSU (10-19-19)
Interceptions	1, (3x) last vs. Southern Miss (9-7-19)
Fumbles Forced	none
Fumbles Recovered	none

### #31 S AADREEKIS CONNER

Tackles	2, vs. Kansas State (9-14-19)
TFL	none
Sacks	none
PBU	none
Interceptions	none
Fumbles Forced	none
Fumbles Recovered	none

### #32 S BRIAN COLE II

Tackles	9, at Texas A&M (10-26-19)
TFL	2.5, vs. Southern Miss (9-7-19)
Sacks	1.0, (3x) last vs. Kansas State (9-14-19)
PBU	1, (twice) last at Arkansas (11-2-19)
Interceptions	1, (2x) last vs Tennessee (10-12-19)
Fumbles Forced	1, vs. Kansas State (9-14-19)
Fumbles Recovered	1, at Louisiana (8-31-19)

### #40 LB ERROLL THOMPSON

Tackles	14, vs. Florida (9-29-18)
TFL	2.5, vs. Arkansas (11-17-18)
Sacks	1.5, vs. Arkansas (11-17-18)
PBU	1, (twice) last vs. Kentucky (9-21-19)
Interceptions	1, (twice) last vs. Texas A&M (10-27-18)
Fumbles Forced	1, vs. Ole Miss (11-23-17)
Fumbles Recovered	1, at Louisiana (8-31-19)

### #42 DE MARQUISS SPENCER

Tackles	6, at Texas A&M (10-26-19)
TFL	1.5, at Arkansas (11-18-17)
Sacks	1.0, (twice) last vs. Southern Miss (9-7-19)
PBU	1, (3x) vs LSU (10-19-19)
Interceptions	none
Fumbles Forced	1, (twice) last vs. Southern Miss (9-7-19)
Fumbles Recovered	1, (3x) last at Arkansas (11-18-17)

### #43 DE FLETCHER ADAMS

Tackles	5, (twice) last vs. Ole Miss (11-23-17)
TFL	1.5, vs. Charleston Southern (9-2-17)
Sacks	1.0, (3x) last at Auburn (9-28-19)
PBU	1, vs. LSU (9-16-17)
Interceptions	none
Fumbles Forced	1, (twice) last vs. Kentucky (9-21-19)
Fumbles Recovered	none

# CAREER HIGHS

## MISSISSIPPI STATE DEFENSIVE CAREER HIGHS

### #50 LB TIM WASHINGTON

Tackles ..... 9, vs. Louisiana (9-15-18)  
TFL ..... 1.0, (3x) last vs. Kentucky (9-21-19)  
Sacks ..... 1.0, vs. Kentucky (9-21-19)  
PBU ..... none  
Interceptions ..... none  
Fumbles Forced ..... 2, at Auburn (9-28-19)  
Fumbles Recovered ..... none

### #52 DE KOBE JONES

Tackles ..... 6, vs. Charleston Southern (9-2-17)  
TFL ..... 2.5, vs. Charleston Southern (9-2-17)  
Sacks ..... 1.0, (twice) last at Auburn (9-28-19)  
PBU ..... none  
Interceptions ..... none  
Fumbles Forced ..... 1, vs. Charleston Southern (9-2-17)  
Fumbles Recovered ..... 1, vs. Auburn (10-6-18)

### #54 DT FABIEN LOVETT

Tackles ..... 4, vs. Tennessee (10-12-19)  
TFL ..... 0.5, vs. Tennessee (10-12-19)  
Sacks ..... 0.5, vs. Tennessee (10-12-19)  
PBU ..... none  
Interceptions ..... none  
Fumbles Forced ..... none  
Fumbles Recovered ..... none

### #84 DT JADEN CRUMEDY

Tackles ..... 3, (twice) last at Auburn (9-28-19)  
TFL ..... 1.0, at Auburn (9-28-19)  
Sacks ..... none  
PBU ..... none  
Interceptions ..... none  
Fumbles Forced ..... none  
Fumbles Recovered ..... none

### #90 DT LEE AUTRY

Tackles ..... 3, (2x) last vs. Tennessee (10-12-19)  
TFL ..... 1.0, (2x) last vs. Tennessee (10-12-19)  
Sacks ..... 0.5, vs. Tennessee (10-12-19)  
PBU ..... none  
Interceptions ..... none  
Fumbles Forced ..... none  
Fumbles Recovered ..... none

### #92 DT KENDELL JONES

Tackles ..... 2, vs. Charleston Southern (9-1-17)  
TFL ..... 0.5, vs. Charleston Southern (9-1-17)  
Sacks ..... none  
PBU ..... none  
Interceptions ..... none  
Fumbles Forced ..... none  
Fumbles Recovered ..... none

### #93 DT CAMERON YOUNG

Tackles ..... 1, (twice) at Texas A&M (10-26-19)  
TFL ..... 1.0, at Texas A&M (10-26-19)  
Sacks ..... none  
PBU ..... none  
Interceptions ..... none  
Fumbles Forced ..... none  
Fumbles Recovered ..... none

### #99 DT JAMES JACKSON

Tackles ..... 2, vs. Stephen F. Austin (9-1-18)  
TFL ..... none  
Sacks ..... none  
PBU ..... none  
Interceptions ..... none  
Fumbles Forced ..... 1, at Auburn (9-28-19)  
Fumbles Recovered ..... none



# GAME SUPERLATIVES

## MISSISSIPPI STATE

### INDIVIDUAL GAME HIGHS

Rushes	27	Kylin Hill at Louisiana (Aug 31, 2019)
Yards Rushing	234	Kylin Hill at Arkansas (Nov 02, 2019)
TD Rushes	3	Kylin Hill vs Kentucky (Sep 21, 2019) Kylin Hill at Arkansas (Nov 02, 2019)
Long Rush	62	Kylin Hill at Arkansas (Nov 02, 2019)
Pass attempts	30	Tommy Stevens at Louisiana (Aug 31, 2019) Garrett Shrader at Texas A&M (Oct 26, 2019)
Pass completions	20	Tommy Stevens at Louisiana (Aug 31, 2019)
Yards Passing	238	Garrett Shrader vs LSU (Oct 19, 2019)
TD Passes	3	Garrett Shrader at Texas A&M (Oct 26, 2019)
Long Pass	47	Garrett Shrader at Auburn (Sep 28, 2019)
Receptions	6	Osirus Mitchell at Louisiana (Aug 31, 2019) Stephen Guidry vs LSU (Oct 19, 2019)
Yards Receiving	98	Stephen Guidry vs LSU (Oct 19, 2019)
TD Receptions	2	Isaiah Zuber at Texas A&M (Oct 26, 2019)
Long Reception	47	Farrod Green at Auburn (Sep 28, 2019)
Field Goals	2	Jace Christmann at Arkansas (Nov 02, 2019)
Long Field Goal	51	Jace Christmann at Tennessee (Oct 12, 2019)
Punts	6	Tucker Day vs Kansas State (Sep 14, 2019)
Punting Avg	49.8	Tucker Day vs Southern Miss (Sep 07, 2019)
Long Punt	70	Tucker Day vs LSU (Oct 19, 2019)
Punts inside 20	3	Tucker Day vs Southern Miss (Sep 07, 2019)
Long Punt Return	40	Malik Dear at Louisiana (Aug 31, 2019)
Long Kickoff Return	28	Isaiah Zuber vs LSU (Oct 19, 2019)
Tackles	13	Erroll Thompson at Tennessee (Oct 12, 2019)
Sacks	1.5	Chauncey Rivers vs LSU (Oct 19, 2019)
Tackles For Loss	2.5	Brian Cole II vs Southern Miss (Sep 07, 2019)
Interceptions	1	Cameron Dantzler at Louisiana (Aug 31, 2019) Martin Emerson vs Southern Miss (Sep 07, 2019) C.J. Morgan vs Southern Miss (Sep 07, 2019) Willie Gay Jr. vs Kentucky (Sep 21, 2019) Cam Dantzler at Tennessee (Oct 12, 2019) Brian Cole II at Tennessee (Oct 12, 2019) Marcus Murphy at Arkansas (Nov 02, 2019)

### TEAM GAME HIGHS

Rushes	57	at Arkansas (Nov 02, 2019)
Yards Rushing	460	at Arkansas (Nov 02, 2019)
Yards Per Rush	8.1	at Arkansas (Nov 02, 2019)
TD Rushes	4	at Arkansas (Nov 02, 2019)
Pass attempts	30	at Louisiana (Aug 31, 2019) at Texas A&M (Oct 26, 2019)
Pass completions	20	at Louisiana (Aug 31, 2019)
Yards Passing	238	vs LSU (Oct 19, 2019)
Yards Per Pass	9.5	at Arkansas (Nov 02, 2019)
TD Passes	3	at Texas A&M (Oct 26, 2019)
Total Plays	76	at Arkansas (Nov 02, 2019)
Total Offense	640	at Arkansas (Nov 02, 2019)
Yards Per Play	8.4	at Arkansas (Nov 02, 2019)
Points	54	at Arkansas (Nov 02, 2019)
Sacks By	3	vs Kentucky (Sep 21, 2019) vs LSU (Oct 19, 2019)
First Downs	29	at Louisiana (Aug 31, 2019)
Penalties	13	vs LSU (Oct 19, 2019)
Penalty Yards	109	vs LSU (Oct 19, 2019)
Turnovers	3	vs Kansas State (Sep 14, 2019) at Tennessee (Oct 12, 2019) vs LSU (Oct 19, 2019) at Texas A&M (Oct 26, 2019)
Interceptions By	2	vs Southern Miss (Sep 07, 2019) at Tennessee (Oct 12, 2019)
Punts	6	vs Kansas State (Sep 14, 2019) at Auburn (Sep 28, 2019)
Punting Avg	49.8	vs Southern Miss (Sep 07, 2019)
Long Punt	70	vs LSU (Oct 19, 2019)
Punts inside 20	3	vs Southern Miss (Sep 07, 2019)
Long Punt Return	40	at Louisiana (Aug 31, 2019)

# GAME SUPERLATIVES

## OPPONENTS

### INDIVIDUAL GAME HIGHS

Rushes	22	Isaiah Spiller, at Texas A&M (Oct 26, 2019)
Yards Rushing	114	Rakeem Boyd, at Arkansas (Nov 02, 2019)
TD Rushes	3	JaTarvious Whitlow, at Auburn (Sep 28, 2019)
Long Rush	52	Rakeem Boyd, at Arkansas (Nov 02, 2019)
Pass attempts	41	Sawyer Smith, vs Kentucky (Sep 21, 2019)
Pass completions	25	Joe Burrow, vs LSU (Oct 19, 2019)
Yards Passing	335	Bo Nix, at Auburn (Sep 28, 2019)
TD Passes	4	Joe Burrow, vs LSU (Oct 19, 2019)
Long Pass	65	Jack Abraham, vs Southern Miss (Sep 07, 2019)
Receptions	8	Jamal Bell, at Louisiana (Aug 31, 2019) Seth Williams, at Auburn (Sep 28, 2019) Justin Jefferson, vs LSU (Oct 19, 2019)
Yards Receiving	161	Seth Williams, at Auburn (Sep 28, 2019)
TD Receptions	2	Seth Williams, at Auburn (Sep 28, 2019)
Long Reception	65	Jordan Mitchell, vs Southern Miss (Sep 07, 2019)
Field Goals	3	Cade York, vs LSU (Oct 19, 2019)
Long Field Goal	49	Brent Cimaglia, at Tennessee (Oct 12, 2019)
Punts	6	Sam Loy, at Arkansas (Nov 02, 2019)
Punting Avg	51.3	Max Duffy, vs Kentucky (Sep 21, 2019)
Long Punt	61	Devin Anctil, vs Kansas State (Sep 14, 2019)
Punts inside 20	3	Braden Mann, at Texas A&M (Oct 26, 2019)
Long Punt Return	25	Phillip Brooks, vs Kansas State (Sep 14, 2019) Lynn Bowden, vs Kentucky (Sep 21, 2019)
Long Kickoff Return	100	Malik Knowles, vs Kansas State (Sep 14, 2019)
Tackles	13	Bumper Pool, at Arkansas (Nov 02, 2019)
Sacks	2.0	Ty Williams, vs Southern Miss (Sep 07, 2019) Darrell Taylor, at Tennessee (Oct 12, 2019)
Tackles For Loss	2.0	Ty Williams, vs Southern Miss (Sep 07, 2019) K.J. Britt, at Auburn (Sep 28, 2019) Darrell Taylor, at Tennessee (Oct 12, 2019) M. Divinity, vs LSU (Oct 19, 2019)
Interceptions	1	AJ Parker, vs Kansas State (Sep 14, 2019) Denzel Goolsby, vs Kansas State (Sep 14, 2019) Quandre Mosely, vs Kentucky (Sep 21, 2019) Nigel Warrior, at Tennessee (Oct 12, 2019) Trevon Flowers, at Tennessee (Oct 12, 2019) Kenneth George, at Tennessee (Oct 12, 2019) JaCoby Stevens, vs LSU (Oct 19, 2019) Kristian Fulton, vs LSU (Oct 19, 2019) Devin Morris, at Texas A&M (Oct 26, 2019)

### TEAM GAME HIGHS

Rushes	45	at Auburn (Sep 28, 2019)
Yards Rushing	217	at Auburn (Sep 28, 2019)
Yards Per Rush	7.4	at Arkansas (Nov 02, 2019)
TD Rushes	6	at Auburn (Sep 28, 2019)
Pass attempts	42	vs Kentucky (Sep 21, 2019)
Pass completions	25	vs LSU (Oct 19, 2019)
Yards Passing	361	at Auburn (Sep 28, 2019)
Yards Per Pass	15.0	at Auburn (Sep 28, 2019)
TD Passes	4	vs LSU (Oct 19, 2019)
Total Plays	78	at Louisiana (Aug 31, 2019)
Total Offense	578	at Auburn (Sep 28, 2019)
Yards Per Play	8.4	at Auburn (Sep 28, 2019)
Points	56	at Auburn (Sep 28, 2019)
Sacks By	7	at Tennessee (Oct 12, 2019)
First Downs	27	at Louisiana (Aug 31, 2019)
Penalties	7	vs Kansas State (Sep 14, 2019) vs LSU (Oct 19, 2019)
Penalty Yards	88	vs LSU (Oct 19, 2019)
Turnovers	4	at Louisiana (Aug 31, 2019)
Interceptions By	3	at Tennessee (Oct 12, 2019)
Punts	6	at Arkansas (Nov 02, 2019)
Punting Avg	51.3	vs Kentucky (Sep 21, 2019)
Long Punt	61	vs Kansas State (Sep 14, 2019)
Punts inside 20	3	at Texas A&M (Oct 26, 2019)
Long Punt Return	25	vs Kansas State (Sep 14, 2019) vs Kentucky (Sep 21, 2019)

# TAKEAWAYS AND TURNOVERS

## MISSISSIPPI STATE TAKEAWAYS

Opponent	Takeaway	Qtr.	Time	Yard-Line	Result	Result of Drive
Louisiana	Cameron Dantzler INTERCEPTION	1	12:15	UL 35	No return	Turnover (fumble)
	Brian Cole II FUMBLE RECOVERY	1	7:28	Own 48	No return	Turnover (downs)
	Erroll Thompson FUMBLE RECOVERY	2	11:14	UL 42	No return	Nick Gibson 8-yard TD rush
	Cameron Dantzler FUMBLE RECOVERY	3	3:53	Own 12	No return	Punt
Southern Miss	Tyler Williams FUMBLE RECOVERY	2	10:39	Own 42	No return	Punt
	Martin Emerson INTERCEPTION	4	3:07	Own 33	45-yard return	Lee Witherspoon 22-yard TD rush
	C.J. Morgan INTERCEPTION	4	1:33	Own 38	9-yard return	End of game
Kansas State	Paul Blackwell FUMBLE RECOVERY	2	10:44	Own 49	No return	Tommy Stevens 2-yard TD rush
	Darryl Williams FUMBLE RECOVERY	3	11:37	Own 17	4-yard return	Garrett Shrader 5-yard TD rush
	Jarrian Jones FUMBLE RECOVERY	3	1:58	Own 44	No return	Jace Christmann 47-yard FG
Kentucky	Willie Gay Jr. INTERCEPTION	1	13:35	Own 48	52-yard return (TD)	Willie Gay Jr. 52-yard TD return
Auburn	Leo Lewis FUMBLE RECOVERY	2	4:31	AU 48	No return	Turnover (fumble)
	Leo Lewis FUMBLE RECOVERY	3	11:01	Own 39	No return	Punt
	Aaron Brule FUMBLE RECOVERY	4	12:47	AU 47	No return	Turnover (downs)
Tennessee	Cameron Dantzler INTERCEPTION	1	11:06	Own 0	No return	Punt
	Brian Cole II INTERCEPTION	2	2:19	Own 0	No return	Turnover (interception)
Arkansas	Marcus Murphy INTERCEPTION	2	1:59	AR 32	32-yard return (TD)	Marcus Murphy 32-yard TD return
	Willie Gay Jr. FUMBLE RECOVERY	4	7:40	Own 38	No return	End of game
<b>TOTAL</b>	<b>16 Takeaways (7 interceptions, 11 fumbles)</b>				<b>6 Touchdowns, 1 Field Goal (45 points)</b>	

## MISSISSIPPI STATE TURNOVERS

Opponent	Takeaway	Qtr.	Time	Yard-Line	Result	Result of Drive
Louisiana	Mi Jacquet III FUMBLE RECOVERY	1	10:11	Own 28	No return	Turnover (fumble)
	Paul Boudreaux FUMBLE RECOVERY	1	4:22	MSU 15	No return	Elija Mitchell 3-yard TD rush
Kansas State	Denzel Goolsby INTERCEPTION	1	6:28	KSU 31	16-yard return	Blake Lynch 35-yard FG
	Daniel Green FUMBLE RECOVERY	2	3:16	MSU 39	9-yard return	Skylar Thompson 1-yard TD rush
	AJ Parker INTERCEPTION	3	11:37	MSU 40	Fumble (recovered by MSU)	Garrett Shrader 5-yard TD rush
Kentucky	Quandre Mosely INTERCEPTION	2	0:48	Own 12	39-yard return	Chance Poore missed 47-yard FG
	Jamari Brown FUMBLE RECOVERY	3	9:10	Own 20	No return	Kavosiey Smoke 2-yard TD rush
Auburn	Jordyn Peters FUMBLE RECOVERY	1	9:41	Own 18	No return	Anthony Schwartz 13-yard TD rush
	Jeremiah Dinson FUMBLE RECOVERY	2	2:44	AU 16	No return	JaTarvious Whitlow 3-yard TD rush
Tennessee	Kenneth George INTERCEPTION	1	1:14	Own 10	24-yard return	Punt
	Trevon Flowers INTERCEPTION	2	0:59	Own 49	14-yard return	Brent Cimaglia 49-yard FG
	Nigel Warrior INTERCEPTION	3	4:57	Own 38	-3-yard return	Punt
LSU	Rashard Lawrence FUMBLE RECOVERY	2	11:37	MSU 45	1-yard return	Cade York 25-yard FG
	JaCoby Stevens INTERCEPTION	2	1:53	MSU 49	9-yard return	Ja'Marr Chase 8-yard TD catch
	Kristian Fulton INTERCEPTION	3	3:02	Own 40	No return	Punt
Texas A&M	Devin Morris INTERCEPTION	1	4:18	Own 45	No return	Kellen Mond 12-yard TD rush
	Debione Renfro FUMBLE RECOVERY	2	6:28	MSU 19	No return	Kendrick Rogers 16-yard TD catch
	Keldrick Carper FUMBLE RECOVERY	4	10:06	MSU 42	No return	Cordarrian Richardson 2-yard TD rush
Arkansas	Jordan Silver FUMBLE RECOVERY	2	5:56	MSU 23	No return	Connor Limpert 40-yard FG
<b>TOTAL</b>	<b>19 Turnovers (9 interceptions, 10 fumbles)</b>				<b>9 Touchdowns, 4 Field Goals (75 points)</b>	

# 2019 GAME LEADERS

## MISSISSIPPI STATE GAME-BY-GAME LEADERS

Opponent	Rushes	Rush Yards	Catches	Receiving Yards	Tackles	Tackles-For-Loss	Sacks
at Louisiana	27, K. Hill	197, K. Hill	6, O. Mitchell	88, O. Mitchell	10, E. Thompson	1.0, 3 players	1.0, Team
Southern Miss	14, K. Hill	123, K. Hill	3, O. Mitchell	46, O. Mitchell	7, 2 players	2.5, B. Cole	1.0, 2 players
Kansas State	24, K. Hill	111, K. Hill	5, O. Mitchell	74, O. Mitchell	12, L. Lewis	2.0, B. Cole	1.0, B. Cole
Kentucky	26, K. Hill	125, G. Shrader	4, O. Mitchell	46, D. Thomas	9, C. Morgan	1.0, 5 players	1.0, 3 players
at Auburn	17, K. Hill	89, G. Shrader	3, F. Green	69, F. Green	8, 2 players	1.0, 6 players	1.0, 2 players
at Tennessee	13, G. Shrader	62, G. Shrader	5, O. Mitchell	58, O. Mitchell	13, E. Thompson	1.0, 4 players	0.5, 2 players
LSU	19, G. Shrader	66, G. Shrader	6, S. Guidry	98, S. Guidry	8, J. Landrews	1.5, 2 players	1.5, C. Rivers
at Texas A&M	21, K. Hill	150, K. Hill	3, 2 players	59, S. Guidry	9, B. Cole	1.0, 2 players	--
at Arkansas	21, K. Hill	234, K. Hill	2, 3 players	59, D. Thomas	8, 2 players	0.5, 4 players	--
Alabama							
Abilene Christian							
Ole Miss							

## OPPONENT GAME-BY-GAME LEADERS

Opponent	Rushes	Rush Yards	Catches	Receiving Yards	Tackles	Tackles-For-Loss	Sacks
at Louisiana	14, E. Mitchell	80, R. Calais	8, J. Bell	113, J. Bell	9, P. Butler	1.0, 2 players	1.0, 2 players
Southern Miss	6, D. Harris	51, K. Perkins	6, J. Mitchell	94, J. Mitchell	10, S. Showers	2.0, T. Williams	2.0, T. Williams
Kansas State	17, J. Gilbert	59, J. Gilbert	3, D. Schoen	50, D. Schoen	11, D. Goolsby	1.5, K. Ball	1.0, 2 players
Kentucky	10, K. Smoke	105, A. Rose	7, L. Bowden	129, L. Bowden	10, B. Echols	1.5, D. Square	1.0, 2 players
at Auburn	10, J. Whittlow	56, B. Nix	8, S. Williams	161, S. Williams	6, D. Thomas	2.0, K. Britt	1.0, 2 players
at Tennessee	19, T. Jordan	63, T. Chandler	3, 2 players	56, T. Byrd	7, D. Bituli	2.0, D. Taylor	2.0, D. Taylor
LSU	11, C. Edwards-Helaire	53, C. Edwards-Helaire	8, J. Jefferson	89, J. Jefferson	11, G. Delpit	2.0, M. Divinity	1.0, 2 players
at Texas A&M	22, I. Spiller	90, I. Spiller	5, Q. Davis	63, J. Wydermyer	7, D. Richardson	1.0, 2 players	1.0, 2 players
at Arkansas	11, R. Boyd	114, R. Boyd	2, 2 players	32, T. Burks	13, B. Pool	1.5, B. Pool	--
Alabama							
Abilene Christian							
Ole Miss							

# LAST TIME IT HAPPENED

## LAST TIME MISSISSIPPI STATE ...

### RUSHING

Had 400+ yards rushing:	at Arkansas, 2019 (460)
Had 300+ yards rushing:	at Arkansas, 2019 (460)
Had 250+ yards rushing:	at Arkansas, 2019 (460)
Had 200+ yards rushing:	at Arkansas, 2019 (460)
Had 70+ rushing attempts:	vs. Arkansas, 2010 (70)
Had 60+ rushing attempts:	vs. Ole Miss, 2017 (62)
Had 50+ rushing attempts:	at Arkansas, 2019 (57)
Had seven+ rushing TDs:	vs. Louisiana, 2018 (6)
Had six+ rushing TDs:	vs. Louisiana, 2018 (6)
Had five+ rushing TDs:	vs. Louisiana, 2018 (6)
Had four+ rushing TDs:	at Arkansas, 2019 (4)
Had three+ rushing TDs:	at Arkansas, 2019 (4)
Had two+ players with 100 yards rushing:	at Arkansas, 2019 (Kylin Hill - 234, Nick Gibson - 129)
Had three+ players with 100 yards rushing:	vs. NE Louisiana, 1996 (Tony Buckhalter 119, Nakia Greer 110, Robert Isaac 103)

### PASSING

Had 450+ yards passing:	at Arkansas, 2015 (508)
Had 400+ yards passing:	vs. Samford, 2016 (417)
Had 300+ yards passing:	vs. Stephen F. Austin, 2018 (398)
Had 200+ yards passing:	vs. LSU, 2019 (238)
Had 40+ pass attempts:	at Alabama, 2016 (43)
Had 30+ pass attempts:	at Texas A&M, 2019 (30)
Had 25+ pass completions:	vs. UMass, 2016 (26)
Had 20+ pass completions:	at Louisiana, 2019 (20)
Had five+ passing TDs:	vs. Arkansas, 2018 (5)
Had four+ passing TDs:	vs. Arkansas, 2018 (5)
Had three+ passing TDs:	at Texas A&M, 2019 (3)
Had four+ passes intercepted:	at LSU, 2018 (4)
Had three+ passes intercepted:	at Tennessee, 2019 (3)

### RECEIVING

Had two players with 100 yards receiving:	vs. Samford, 2016 (Donald Gray, 207; Fred Ross, 107)
Had 10+ different receivers catch a pass:	vs. Stephen F. Austin, 2018 (12)
Had eight+ different receivers catch a pass:	at Louisiana, 2019 (9)

### COMBINATION OFFENSE

Had one 300-yard passer and one 100-yard rusher in a game:	vs. Brigham Young, 2001 (Kevin Fant 346 pass & Dicenzo Miller 119 rush)
Had one 100-yard receiver and one 100-yard rusher in a game:	vs. Stephen F. Austin, 2018 (Osirus Mitchell 114 receiving & Keytaon Thompson 109 rush)

### TOTAL OFFENSE

Had 600+ yards total offense:	at Arkansas, 2019 (640)
Had 550+ yards total offense:	at Arkansas, 2019 (640)
Had 500+ yards total offense:	at Arkansas, 2019 (640)
Had 400+ yards total offense:	at Arkansas, 2019 (640)
Had 85+ plays total offense:	vs. Ole Miss, 2017 (94)
Had 80+ plays total offense:	vs. Ole Miss, 2017 (94)
Had 75+ plays total offense:	at Arkansas, 2019 (76)



# LAST TIME IT HAPPENED

## LAST TIME MISSISSIPPI STATE ...

### SCORING

Scored 60+ points:	vs. Stephen F. Austin, 2018 (63)
Scored 50+ points:	at Arkansas, 2019 (54)
Scored 40+ points:	at Arkansas, 2019 (54)
Scored 30+ points:	at Arkansas, 2019 (54)
Allowed 60+ points:	vs. South Carolina, 1995 (65)
Allowed 50+ points:	at Auburn, 2019 (56)
Allowed 40+ points:	at Texas A&M, 2019 (49)
Allowed 30+ points:	at Texas A&M, 2019 (49)
Was held scoreless:	at Alabama, 2018 (0-24)
Was held scoreless at Scott Field:	vs. LSU, 2007 (0-45)
Was held scoreless on the road:	at No. 1 Alabama, 2018 (0-24)
Was held scoreless at a non-campus site:	vs. Florida, 1989 (21-0 in Tampa, Fla.)
Held opponent scoreless:	vs. Charleston Southern, 2017 (49-0)
Held opponent scoreless at Scott Field:	vs. Charleston Southern, 2017 (49-0)
Held opponent scoreless on the road:	at South Carolina, 1998 (38-0)
Held opponent scoreless at neutral site:	vs. Kansas, 1981 Hall of Fame Bowl (10-0)
Held opponent without a touchdown:	at Ole Miss, 2018 (35-3)
Held opponent without an offensive touchdown:	at Ole Miss, 2018 (35-3)
Held two opponents scoreless in one season:	2014
Held three opponents scoreless in one season:	1963
Held an SEC opponent scoreless:	vs. Vanderbilt, 2014 (51-0)
Held two SEC opponents scoreless in one season:	1998
Scored a two-point conversion passing:	vs. Arkansas, 2016 (Nick Fitzgerald to Fred Ross)
Scored a two-point conversion rushing:	vs. Ole Miss, 2017 (Keytaon Thompson rush)
Attempted a two-point conversion:	at Texas A&M, 2019 (pass unsuccessful)

### TURNOVERS

Committed eight+ turnovers:	at Arkansas, 2003 (8)
Committed seven+ turnovers:	vs. LSU, 2007 (7)
Had five+ fumbles:	vs. Georgia Tech, 2009 (5)
Lost four+ fumbles:	vs. Georgia Tech, 2009 (4)
Lost three+ fumbles:	vs. Ole Miss, 2017 (3)
Did not commit a turnover:	vs. Southern Miss, 2019 (0)
Did not cause a turnover:	vs. Alabama, 2017
Recorded six+ takeaways:	at Kentucky, 2007 (6)
Recorded five+ takeaways:	vs. Arkansas, 2012 (5)
Returned three+ interceptions for TDs:	vs. Arkansas State, 1994 (Walt Harris - 41; Jimmy Lipscomb - 28; Dwayne Curry - 29)
Returned two+ interceptions for TDs:	vs. Jackson State, 2012 (Darius Slay - 52, Matthew Wells - 22)
Returned one interception for a TD:	at Arkansas, 2019 (32 yards by Marcus Murphy)
Returned a fumble for a TD:	at Louisiana Tech, 2017 (90 yards by Jeffery Simmons)
Two players had 2+ interceptions:	at Middle Tennessee, 2009 (Corey Broomfield - 2; Johnthan Banks - 2)

### DEFENSE

Held opponent to 10 or fewer first downs:	at Arkansas, 2019 (10)
Held opponent to 0 or fewer yards rushing:	vs. Iowa, 2018 (-15 yds, 20 att.)
Held opponent to 25 or fewer yards rushing:	vs. Iowa, 2018 (-15 yds, 20 att.)
Held opponent to 50 or fewer yards rushing:	vs. Iowa, 2018 (-15 yds, 20 att.)
Held opponent to 50 or fewer yards passing:	vs. Charleston Southern, 2017 (15)
Held opponent to 100 or fewer yards rushing:	vs. LSU, 2019 (86 yds, 25 att.)
Held opponent to 100 or fewer yards passing:	vs. Louisiana Tech, 2018 (98)
Held opponent to 100 or fewer yards total offense:	vs. Charleston Southern, 2017 (33)
Held opponent to 200 or fewer yards total offense:	vs. Iowa, 2018 (199)

# LAST TIME IT HAPPENED

## LAST TIME MISSISSIPPI STATE ...

Held opponent to 250 or fewer yards total offense:	vs. Iowa, 2018 (199)
<b>Held opponent to 300 or fewer yards total offense:</b>	<b>at Arkansas, 2019 (285)</b>
Intercepted five+ passes:	at Memphis, 2002 (5)
Intercepted four+ passes:	at Middle Tennessee, 2009 (4)
Intercepted three+ passes:	vs. Louisville, 2017 (4)
Scored a safety:	vs. Charleston Southern, 2017 (2)
Scored two+ safeties:	vs. Charleston Southern, 2017 (2)
Recorded nine+ sacks:	at Ole Miss, 1996 (9.0)
Recorded eight+ sacks:	vs. Oklahoma State, 1999 (8.0)
Recorded six+ sacks:	vs. Louisville, 2017 (6)
Recorded five+ sacks:	vs. Arkansas, 2018 (5)
Recorded four+ sacks:	at Ole Miss, 2018 (4)
<b>Did not record a sack:</b>	<b>at Arkansas, 2019</b>
Recorded 10+ tackles for loss:	at Ole Miss, 2018 (11)
Had four players record 10+ tackles:	vs. Texas A&M, 2012 (B. McKinney, C. Lawrence, N. Whitley, M. Wells)
Had three players record 10+ tackles:	at LSU, 2018 (J. Abram, M. McLaurin, J. Simmons)
Had two players record 10+ tackles:	vs. Arkansas, 2018 (J. Abram, E. Thompson)

## SPECIAL TEAMS

Returned a punt for a TD:	vs. UMass, 2017 (Dedrick Thomas - 82)
Returned a blocked punt for a TD:	at Louisiana Tech, 2017 (Jeffery Simmons - 90)
Returned a kickoff for a TD:	at Southern Miss, 2015 (Brandon Holloway - 100)
Returned a blocked FG for a TD:	vs. Southern Miss, 2014 (Jay Hughes - 70)
Blocked one punt:	at Louisiana Tech, 2017 (Jeffery Simmons)
Blocked two punts:	vs. LSU, 1999 (Robert Bean, Eugene Clinton, Rob Knight)
Blocked three punts:	vs. LSU, 1999 (Robert Bean, Eugene Clinton, Rob Knight)
Punted 10+ times:	at Ole Miss, 2008 (10)
Did not punt:	vs. Troy, 2013
Blocked a field goal:	vs. Miami (Ohio), 2016 (Nelson Adams)
Had a punt blocked:	at Texas A&M, 2017 (Armani Watts)
Had a field goal blocked:	at Arkansas, 2013 (Devon Bell 28-yard attempt)
Blocked a PAT kick:	vs. Miami (Ohio), 2016 (Johnathan Calvin)
Scored on a blocked PAT kick:	vs. Texas A&M, 2000 (Julius Griffith)
Missed a kicking PAT:	at Ole Miss, 2016
Had a kicking PAT blocked:	at Louisiana Tech, 2017
Recovered an onside kick:	at Texas A&M, 2017

## MISCELLANEOUS

Had 30+ first downs:	vs. BYU, 2017 (35)
<b>Had 20+ first downs:</b>	<b>at Arkansas, 2019 (27)</b>
Had 20+ penalties:	vs. Clemson, 1999 (21)
<b>Had 10+ penalties:</b>	<b>vs. LSU, 2019 (13)</b>
<b>Had 100+ yards in penalties:</b>	<b>vs. LSU, 2019 (109)</b>
<b>Had 35 minutes+ of possession time:</b>	<b>at Arkansas, 2019 (40:09)</b>
<b>Had 40 minutes+ of possession time:</b>	<b>at Arkansas, 2019 (40:09)</b>
Was involved in a tie game:	vs. Arkansas, 1993 (13-13)
Was involved in an overtime game:	2OT at BYU, 2016 (L, 28-21)

# LAST TIME IT HAPPENED

## LAST TIME A MISSISSIPPI STATE PLAYER ...

### RUSHING

Rushed 40+ times:	Michael Davis vs. Ole Miss, 1993 (40)
Rushed 35+ times:	James Johnson vs. Alabama, 1998 (36)
Rushed 30+ times:	Vick Ballard vs. Arkansas, 2010 (33)
<b>Rushed 25+ times:</b>	<b>Kylin Hill vs. Kentucky, 2019 (26)</b>
Rushed for 250+ yards:	Nick Fitzgerald at Ole Miss, 2016 (258)
<b>Rushed for 200+ yards:</b>	<b>Kylin Hill at Arkansas, 2019 (234)</b>
<b>Rushed for 175+ yards:</b>	<b>Kylin Hill at Arkansas, 2019 (234)</b>
<b>Rushed for 150+ yards:</b>	<b>Kylin Hill at Arkansas, 2019 (234)</b>
<b>Rushed for 125+ yards:</b>	<b>Kylin Hill at Arkansas, 2019 (234)</b>
<b>Rushed for 100+ yards:</b>	<b>Kylin Hill at Arkansas, 2019 (234)</b>
<b>Rushed for 100+ yards (QB):</b>	<b>Garrett Shrader vs. Kentucky, 2019 (125)</b>
Rushed for four+ touchdowns:	Nick Fitzgerald vs. Louisiana, 2018 (4)
<b>Rushed for three+ touchdowns:</b>	<b>Kylin Hill at Arkansas, 2019 (3)</b>
<b>Rushed for two+ touchdowns:</b>	<b>Kylin Hill at Arkansas, 2019 (3)</b>
Had a run of 80+ yards:	James Johnson at Alabama, 1997 (83)
Had a run of 70+ yards:	Nick Fitzgerald vs. Texas A&M, 2018 (76)
<b>Had a run of 60+ yards:</b>	<b>Kylin Hill at Arkansas, 2019 (62)</b>
<b>Had a run of 50+ yards:</b>	<b>Kylin Hill at Arkansas, 2019 (62)</b>

### PASSING

Passed for 450+ yards:	Dak Prescott at Arkansas, 2015 (508)
Passed for 400+ yards:	Nick Fitzgerald vs. Samford, 2016 (417)
Passed for 300+ yards:	Keytaon Thompson vs. Stephen F. Austin, 2018 (364)
Passed for 250+ yards:	Keytaon Thompson vs. Stephen F. Austin, 2018 (364)
<b>Passed for 200+ yards:</b>	<b>Garrett Shrader vs. LSU, 2019 (238)</b>
Attempted 45+ passes:	Dak Prescott at Arkansas, 2015 (50)
Attempted 35+ passes:	Nick Fitzgerald vs. Samford, 2016 (35)
Completed 30+ passes:	Keytaon Thompson vs. Stephen F. Austin, 2018 (31)
Completed 25+ passes:	Keytaon Thompson vs. Stephen F. Austin, 2018 (31)
<b>Completed 20+ passes:</b>	<b>Tommy Stevens vs. Louisiana, 2019 (20)</b>
Threw four+ touchdown passes:	Nick Fitzgerald vs. Arkansas, 2018 (4)
<b>Threw three+ touchdown passes:</b>	<b>Garrett Shrader at Texas A&amp;M, 2019 (3)</b>
Threw five+ interceptions:	Michael Henig vs. LSU, 2007 (6)
Threw four+ interceptions:	Nick Fitzgerald at LSU, 2018 (4)
Threw three+ interceptions:	Nick Fitzgerald at LSU, 2018 (4)
Completed pass for 90+ yards:	Kevin Fant to Terrell Grindle vs. Kentucky, 2002 (91)
Completed pass for 80+ yards:	Nick Fitzgerald to Stephen Guidry vs. Texas A&M, 2018 (84)
Completed pass for 70+ yards:	Nick Fitzgerald to Stephen Guidry vs. Texas A&M, 2018 (84)
Completed pass for 60+ yards:	Nick Fitzgerald to Stephen Guidry vs. Texas A&M, 2018 (84)
Completed pass for 50+ yards:	Nick Fitzgerald to Stephen Guidry vs. Texas A&M, 2018 (84)
<b>Completed pass for 40+ yards:</b>	<b>Tommy Stevens to Dedrick Thomas at Arkansas, 2019 (42)</b>

### RECEIVING

Caught 15+ passes:	Eric Moulds at Tennessee, 1995 (15)
Caught 10+ passes:	Fred Ross vs. Arkansas, 2016 (10)
Caught seven+ passes:	Fred Ross vs. Arkansas, 2016 (10)
Had 200+ yards receiving:	Donald Gray vs. Samford, 2016 (207)
Had 175+ yards receiving:	Donald Gray vs. Samford, 2016 (207)
Had 150+ yards receiving:	Fred Ross vs. Arkansas, 2016 (171)
Had 100+ yards receiving:	Stephen Guidry vs. Texas A&M, 2018 (130)
Caught three+ TD passes:	Donald Gray vs. Samford, 2016 (3)
<b>Caught two+ TD passes:</b>	<b>Isaiah Zuber at Texas A&amp;M, 2019 (2)</b>

# LAST TIME IT HAPPENED

## LAST TIME A MISSISSIPPI STATE PLAYER ...

### TOTAL OFFENSE

Had 450+ yards total offense:	Keytaon Thompson vs. Stephen F. Austin, 2018 (473)
Had 400+ yards total offense:	Keytaon Thompson vs. Stephen F. Austin, 2018 (473)
Had 350 yards+ total offense:	Nick Fitzgerald vs. Louisiana Tech, 2018 (350)
Had 300 yards+ total offense:	<b>Garrett Shrader vs. LSU, 2019 (304)</b>
Had 100 yards both passing and rushing:	<b>Garrett Shrader vs. Kentucky, 2019 (125 rush, 180 pass)</b>

### SCORING

Accounted for five+ touchdowns:	Nick Fitzgerald vs. Arkansas, 2018 (1 rush, 4 pass)
Accounted for four+ touchdowns:	Nick Fitzgerald vs. Arkansas, 2018 (1 rush, 4 pass)
Accounted for three+ touchdowns:	<b>Kylin Hill at Arkansas, 2019 (3 rush)</b>
Scored four+ touchdowns:	Nick Fitzgerald vs. Louisiana, 2018 (4 rush)
Scored three+ touchdowns:	<b>Kylin Hill at Arkansas, 2019 (3 rush)</b>
Scored two+ touchdowns:	<b>Isaiah Zuber at Texas A&amp;M, 2019 (2 catch)</b>
Scored two+ non-offensive TDs:	Jeffery Simmons (FR & blkd punt) at Louisiana Tech, 2017

### DEFENSE

Intercepted three+ passes:	Mark McLaurin vs. Louisville, 2017 (3)
Intercepted two+ passes:	Mark McLaurin vs. Louisville, 2017 (3)
Intercepted a pass	<b>Marcus Murphy at Arkansas, 2019 (1)</b>
Recovered three+ fumbles:	Chris Correro vs. Memphis, 1987 (3)
Recovered two+ fumbles:	<b>Leo Lewis at Auburn, 2019 (2)</b>
Recovered a fumble	<b>Willie Gay Jr. at Arkansas, 2019 (1)</b>
Forced two+ fumbles:	<b>Tim Washington at Auburn, 2019 (2)</b>
Forced a fumble	<b>Martin Emerson at Arkansas, 2019 (1)</b>
Recorded five+ sacks:	Greg Favors at Ole Miss, 1996 (5.5)
Recorded three+ sacks:	Montez Sweat vs. Auburn, 2018 (3.0)
Recorded two+ sacks:	Willie Gay Jr. at Alabama, 2018 (2.0)
Recorded five+ tackles for loss:	Deljuan Robinson vs. Auburn, 2006 (5.0)
Recorded three+ tackles for loss:	Johnathan Abram vs. Arkansas, 2018 (3.5)
Recorded 20+ tackles:	Mario Haggan vs. Arkansas, 2000 (20)
Recorded 10+ tackles:	<b>Erroll Thompson vs. Tennessee, 2019 (13)</b>
Recorded 10+ tackles in back-to-back games:	Beniquez Brown, 2015 (Two Straight) vs. Alabama (11), at Arkansas (12)
Returned an interception for a touchdown:	<b>Marcus Murphy at Arkansas, 2019</b>

### SPECIAL TEAMS

Scored 10+ points kicking:	<b>Jace Christmann at Arkansas (12)</b>
Kicked five+ field goals:	Derek DePasquale vs. UAB, 2010 (5)
Kicked four+ field goals:	Derek DePasquale vs. UAB, 2010 (5)
Kicked three+ field goals:	Jace Christmann vs. Auburn, 2018 (3)
Made one field goal of 50+ yards:	<b>Jace Christmann at Tennessee, 2019 (51)</b>
Kicked two field goals of 50+ yards:	Brian Hazelwood vs. Memphis, 1997 (51, 53)
Kicked one field goal of 50+ yards:	<b>Jace Christmann at Tennessee, 2019 (51)</b>
Kicked a punt of 70+ yards:	<b>Tucker Day vs. LSU, 2019 (70)</b>
Kicked a punt of 60+ yards:	<b>Tucker Day vs. LSU, 2019 (70)</b>
Punted 10+ times:	Blake McAdams at Ole Miss, 2008 (12)
Totaled 175+ kick return yards:	Jameon Lewis at Ole Miss, 2012 (183, 5 ret.)
Totaled 150+ kick return yards:	Jameon Lewis at Ole Miss, 2012 (183, 5 ret.)
Totaled 100+ kick return yards:	Keith Mixon vs. Arkansas, 2016 (106, 5 ret.)
Totaled 50+ punt return yards:	Keith Mixon vs. Stephen F. Austin, 2018 (64, 6 ret.)

# LAST TIME IT HAPPENED

## LAST TIME AN OPPONENT ...

### RUSHING

Had 400+ yards rushing:	Georgia Tech, 2014 (452)
Had 300+ yards rushing:	Arkansas, 2016 (357)
<b>Had 200+ yards rushing:</b>	<b>Texas A&amp;M, 2019 (207)</b>
Had 70+ rushing attempts:	Oklahoma State, 1998 (71)
Had 60+ rushing attempts:	Georgia Tech, 2014 (61)
Had 50+ rushing attempts:	Auburn, 2016 (58)
<b>Had 40+ rushing attempts</b>	<b>Tennessee, 2019 (44)</b>
<b>Had six+ rushing TDs:</b>	<b>Auburn, 2019 (6)</b>
<b>Had four+ rushing TDs:</b>	<b>Texas A&amp;M, 2019 (4)</b>
Had two players with 100 yds rushing:	Arkansas, 2016 (Williams 205, Whaley 112)

### PASSING

Had 400+ yards passing:	Samford, 2016 (468)
<b>Had 300+ yards passing:</b>	<b>LSU, 2019 (327)</b>
<b>Had 200+ yards passing:</b>	<b>Texas A&amp;M, 2019 (234)</b>
Had 60+ pass attempts:	Samford, 2016 (70)
Had 50+ pass attempts:	Samford, 2016 (70)
<b>Had 40+ pass attempts:</b>	<b>Kentucky, 2019 (41)</b>
<b>Had 30+ pass attempts:</b>	<b>LSU, 2019 (35)</b>
Had 40+ pass completions:	Samford, 2016 (42)
Had 30+ pass completions:	Alabama, 2016 (31)
<b>Had 25+ pass completions:</b>	<b>LSU, 2019 (25)</b>
<b>Had 20+ pass completions:</b>	<b>LSU, 2019 (25)</b>
Had five+ passing TDs:	Alabama, 2016 (5)
<b>Had four+ passing TDs:</b>	<b>LSU, 2019 (4)</b>
<b>Had three+ passing TDs:</b>	<b>Texas A&amp;M, 2019 (3)</b>

### RECEIVING

Had two players with 100 yards receiving in a game:	Samford, 2016 (Karelc Hamilton 213 and Kelvin McKnight 115)
Had four+ players catch five+ passes:	Arkansas, 2015 (5)
Had three+ players catch five+ passes:	Ole Miss, 2016 (3)
Had 12+ players catch a pass:	Florida, 2018 (12)
<b>Had eight+ players catch a pass</b>	<b>LSU, 2019 (8)</b>

### TOTAL OFFENSE

Had 650+ yards total offense:	Arkansas, 2016 (661)
Had 600+ yards total offense:	Arkansas, 2016 (661)
<b>Had 550+ yards total offense:</b>	<b>Auburn, 2019 (578)</b>
<b>Had 500+ yards total offense:</b>	<b>Auburn, 2019 (578)</b>
<b>Had 400+ yards total offense:</b>	<b>Texas A&amp;M, 2019 (441)</b>
Had 80+ plays total offense:	Louisiana Tech, 2017 (80)
<b>Had 75+ plays total offense:</b>	<b>Louisiana, 2019 (76)</b>

### SCORING

Scored 60+ points:	South Carolina, 1995 (65)
<b>Scored 50+ points:</b>	<b>Auburn, 2019 (56)</b>
<b>Scored 40+ points:</b>	<b>Auburn, 2019 (56)</b>
<b>Scored 30+ points:</b>	<b>LSU, 2019 (36)</b>
Scored a two-point conversion rushing:	Arkansas, 2016
<b>Scored a two-point conversion passing:</b>	<b>Southern Miss, 2019</b>
Failed on a two-point conversion attempt	Arkansas, 2016



# LAST TIME IT HAPPENED

## LAST TIME AN OPPONENT ...

### TURNOVERS

Had five+ fumbles:	Ole Miss, 2011 (6)
Had four+ fumbles lost:	LSU, 2004 (4)
<b>Had three+ fumbles lost:</b>	<b>Auburn, 2019 (3)</b>
Committed five+ turnovers:	Arkansas, 2012 (5)
<b>Did not commit a turnover:</b>	<b>Texas A&amp;M, 2019</b>
Intercepted five+ MSU passes:	LSU, 2010 (5)
Intercepted four+ MSU passes:	LSU, 2018 (4)
<b>Intercepted three+ MSU passes:</b>	<b>Tennessee, 2019 (3)</b>
Returned an interception for a TD:	UMass, 2017 (Isaiah Rodgers)
Returned a fumble for a TD:	Arkansas, 2017 (Briston Guidry 0-yd fumble recovery)

### DEFENSE

Held MSU to 10 or fewer first downs:	Alabama, 2018 (7)
Recorded 10+ sacks:	Ole Miss, 2008 (11)
<b>Recorded seven+ sacks:</b>	<b>Tennessee, 2019 (7)</b>
Scored a safety:	Texas A&M, 2013
Scored two safeties:	Florida, 2005
Held MSU to 25 or fewer yards rushing:	Alabama, 2011 (12)
Held MSU to 100 or fewer yards passing:	Auburn, 2018 (69)
Held MSU to 50 or fewer yards passing:	Florida, 2010 (33)
<b>Held MSU to 300 or less yards total offense:</b>	<b>Tennessee, 2019 (267)</b>
Held MSU to 200 or less yards total offense:	Alabama, 2018 (184)
Held MSU to 100 or fewer yards both rushing & passing:	Ole Miss, 2008 (-51 rush, 88 pass)

### SPECIAL TEAMS

Returned a punt for a TD:	Texas A&M, 2016 (Christian Kirk - 93)
Returned a blocked punt for a TD:	Ole Miss, 2013 (Terrell Grant - 0)
<b>Returned a kickoff for a TD:</b>	<b>Kansas State, 2019 (Malik Knowles - 100)</b>
Punted 10+ times:	Vanderbilt, 2009 (11)
Did not punt:	Arkansas, 2016
<b>Missed a kicking PAT:</b>	<b>LSU, 2019</b>
Missed two kicking PATs:	Tulane, 2006
Blocked a field goal:	Arkansas, 2013
Blocked a punt:	Texas A&M, 2017

### MISCELLANEOUS

Had 30+ first downs:	Ole Miss, 2016 (31)
Had 10+ penalties:	Florida, 2018 (11)
Had 100+ yards in penalties:	LSU, 2017 (112)
Had 35 minutes+ of possession time:	Louisiana Tech, 2017 (36:08)
Had two 100-yard rushers and one 100-yard receiver:	Georgia Tech, 2014 (Days 171 rush, Thomas 121 rush, Waller 114 rec.)
Had one 100-yard rusher and one 100-yard receiver:	Alabama, 2016 (Hurts 100 rush, Stewart 156 rec.)

### INDIVIDUAL RUSHING

Rushed 40+ times:	Deuce McAllister (Ole Miss), 1998 (40)
Rushed 35+ times:	Kamryn Pettway (Auburn), 2016 (39)
Rushed for 200+ yards:	Rawleigh Williams III (Arkansas), 2016 (205)
Rushed for 175+ yards:	Rawleigh Williams III (Arkansas), 2016 (205)
Rushed for 150+ yards:	Benny Snell (Kentucky), 2018 (165)
Rushed for 125+ yards:	Benny Snell (Kentucky), 2018 (165)
<b>Rushed for 100+ yards:</b>	<b>Rakeem Boyd (Arkansas), 2019 (114)</b>
Rushed for five+ touchdowns:	Carnell Williams (Auburn), 2003 (6)

# LAST TIME IT HAPPENED

## LAST TIME AN OPPONENT ...

Rushed for four+ touchdowns:	Benny Snell (Kentucky), 2018 (4)
Had a run of 80+ yards:	Marquis Young (UMass), 2016 (83)
Had a run of 70+ yards:	Lamar Jackson (Louisville), 2017 (75)
Had a run of 60+ yards:	Lamar Jackson (Louisville), 2017 (75)
Had a run of 50+ yards:	Rakeem Boyd (Arkansas), 2019 (52)

## INDIVIDUAL PASSING

Passed for 450+ yards:	Devlin Hodges (Samford), 2016 (468)
Passed for 400+ yards:	Devlin Hodges (Samford), 2016 (468)
Passed for 300+ yards:	Joe Burrow (LSU), 2019 (327)
Attempted 60+ passes:	Devlin Hodges (Samford), 2016 (69)
Attempted 50+ passes:	Devlin Hodges (Samford), 2016 (69)
Completed 30+ passes:	Devlin Hodges (Samford), 2016 (42)
Completed 20+ passes:	Joe Burrow (LSU), 2019 (25)
Threw five+ touchdown passes:	Brandon Allen (Arkansas), 2015 (7)
Threw four+ touchdown passes:	Joe Burrow (LSU), 2019 (4)
Threw three+ touchdown passes:	Kellen Mond (Texas A&M), 2019 (3)
Completed a pass for 80+ yards:	Jacoby Brisett to Pharoah McKeever (NC State), 2015 (82)
Completed a pass for 70+ yards:	Nate Stanley to Nick Easley (Iowa), 2018 (75)
Completed a pass for 60+ yards:	Joe Burrow to Racey McMath, 2019 (60)

## INDIVIDUAL RECEIVING

Caught 10+ passes:	Karel Hamilton (Samford), 2016 (14)
Caught seven+ passes:	Justin Jefferson (LSU), 2019 (8)
Had 150+ yards receiving:	A.J. Brown (Ole Miss), 2017 (167)
Had 100+ yards receiving:	Seth Williams (Auburn), 2019 (161)
Caught three+ TD passes:	ArDarius Stewart (Alabama), 2016 (3)
Caught two+ TD passes:	Seth Williams (Auburn), 2019 (2)

## INDIVIDUAL TOTAL OFFENSE

Had 500+ yards total offense:	Devlin Hodges (Samford), 2016 (513)
Had 400+ yards total offense:	Jalen Hurts (Alabama), 2016 (447)
Had 100 yards both passing and rushing:	Lamar Jackson (Louisville), 2017, (171 pass/158 rush)

## INDIVIDUAL SCORING

Accounted for six+ touchdowns:	Brandon Allen (Arkansas), 2015 (7 pass)
Accounted for five+ touchdowns:	Kellen Mond (Texas A&M), 2019 (3 pass, 2 rush)
Accounted for four+ touchdowns:	Joe Burrow (LSU), 2019 (4 pass)
Scored four+ touchdowns:	Benny Snell (Kentucky), 2018 (4 rush)
Scored three+ touchdowns:	JaTarvious Whitlow (Auburn), 2019 (3 rush)

## INDIVIDUAL DEFENSE

Intercepted three+ passes:	Craig Steltz (LSU), 2007 (3)
Intercepted two+ passes:	Grant Delpit (LSU), 2018 (2)
Recorded three+ sacks:	Jonathan Allen (Alabama), 2015 (3)
Recorded two+ sacks:	Ty Williams (Southern Miss), 2019 (2)

## SPECIAL TEAMS

Scored 10+ points kicking:	Cade York (LSU), 2019 (12)
Kicked five+ field goals:	Austin MacGinnis (Kentucky), 2016 (5)
Kicked four field goals:	Cole Tracy (LSU), 2018 (4)

# MSU SCORING DRIVES

## MISSISSIPPI STATE: GAME 1 AT LOUISIANA

Quarter	Game Drive	Plays, Yards	TOP	Result
Q1, 15:00	Drive #1	6 plays, 74 yds.	TOP: 2:33	Result: TD
Q2, 11:14	Drive #10	5 plays, 42 yds.	TOP: 1:56	Result: TD
Q2, 4:25	Drive #12	11 plays, 82 yds.	TOP: 3:54	Result: TD
Q3, 11:13	Drive #16	9 plays, 65 yds.	TOP: 4:06	Result: TD
Q4, 13:14	Drive #20	1 plays, 12 yds.	TOP: 0:07	Result: TD
Q4, 2:45	Drive #24	6 plays, 23 yds.	TOP: 1:43	Result: FG

## MISSISSIPPI STATE: GAME 2 VS. SOUTHERN MISS

Quarter	Game Drive	Plays, Yards	TOP	Result
Q1, 11:45	Drive #2	5 plays, 61 yds.	TOP: 2:09	Result: TD
Q1, 4:50	Drive #4	9 plays, 80 yds.	TOP: 4:55	Result: TD
Q2, 2:37	Drive #10	6 plays, 52 yds.	TOP: 1:55	Result: TD
Q3, 11:02	Drive #14	9 plays, 58 yds.	TOP: 4:25	Result: TD
Q3, 4:42	Drive #16	10 plays, 63 yds.	TOP: 5:30	Result: FG
Q4, 3:07	Drive #22	2 plays, 22 yds.	TOP: 0:47	Result: TD

## MISSISSIPPI STATE: GAME 3 VS. KANSAS STATE

Quarter	Game Drive	Plays, Yards	TOP	Result
Q2, 10:44	Drive #8	10 plays, 51 yds.	TOP: 5:05	Result: TD
Q2, 0:40	Drive #12	4 plays, 66 yds.	TOP: 0:31	Result: TD
Q3, 11:37	Drive #16	12 plays, 79 yds.	TOP: 6:50	Result: TD
Q3, 1:58	Drive #19	6 plays, 26 yds.	TOP: 2:08	Result: FG

## MISSISSIPPI STATE: GAME 4 VS. KENTUCKY

Quarter	Game Drive	Plays, Yards	TOP	Result
Q1, 2:49	Drive #5	10 plays, 75 yds.	TOP: 4:25	Result: TD
Q2, 10:36	Drive #7	10 plays, 80 yds.	TOP: 5:51	Result: TD
Q4, 4:39	Drive #18	6 plays, 75 yds.	TOP: 3:00	Result: TD

## MISSISSIPPI STATE: GAME 5 AT AUBURN

Quarter	Game Drive	Plays, Yards	TOP	Result
Q1, 8:59	Drive #6	12 plays, 75 yds.	TOP: 6:39	Result: TD
Q2, 13:18	Drive #8	11 plays, 66 yds.	TOP: 5:23	Result: FG
Q3, 5:29	Drive #20	6 plays, 65 yds.	TOP: 3:16	Result: TD
Q4, 4:03	Drive #26	8 plays, 78 yds.	TOP: 3:13	Result: TD

# MSU SCORING DRIVES

## MISSISSIPPI STATE: GAME 6 AT TENNESSEE

Quarter	Game Drive	Plays, Yards	TOP	Result
Q2, 14:48	Drive #7	13 plays, 59 yds.	TOP: 7:08	Result: FG
Q4, 12:04	Drive #18	8 plays, 90 yds.	TOP: 3:37	Result: TD

## MISSISSIPPI STATE: GAME 7 VS. LSU

Quarter	Game Drive	Plays, Yards	TOP	Result
Q2, 8:33	Drive #7	7 plays, 75 yds.	TOP: 3:09	Result: TD
Q4, 3:41	Drive #25	8 plays, 90 yds.	TOP: 2:42	Result: TD

## MISSISSIPPI STATE: GAME 8 AT TEXAS A&M

Quarter	Game Drive	Plays, Yards	TOP	Result
Q1, 0:10	Drive #7	4 plays, 75 yds.	TOP: 1:42	Result: TD
Q2, 5:34	Drive #13	16 plays, 63 yds.	TOP: 4:57	Result: FG
Q3, 13:20	Drive #16	10 plays, 74 yds.	TOP: 5:32	Result: TD
Q3, 1:17	Drive #18	9 plays, 79 yds.	TOP: 3:51	Result: TD
Q4, 5:00	Drive #22	12 plays, 75 yds.	TOP: 4:11	Result: TD

## MISSISSIPPI STATE: GAME 9 AT ARKANSAS

Quarter	Game Drive	Plays, Yards	TOP	Result
Q1, 15:00	Drive #1	6 plays, 82 yds.	TOP: 2:49	Result: TD
Q1, 10:52	Drive #3	12 plays, 80 yds.	TOP: 5:21	Result: TD
Q1, 3:59	Drive #5	11 plays, 68 yds.	TOP: 4:55	Result: FG
Q2, 10:24	Drive #9	6 plays, 75 yds.	TOP: 2:29	Result: TD
Q2, 5:00	Drive #12	5 plays, 84 yds.	TOP: 2:18	Result: TD
Q3, 13:42	Drive #18	6 plays, 66 yds.	TOP: 3:09	Result: TD
Q3, 4:03	Drive #20	13 plays, 47 yds.	TOP: 7:23	Result: FG
Q4, 9:47	Drive #22	3 plays, 75 yds.	TOP: 1:25	Result: TD

# OPPONENT SCORING DRIVES

## LOUISIANA: GAME 1 VS. MISSISSIPPI STATE

Quarter	Game Drive	Plays, Yards	TOP	Result
Q1, 4:22	Drive #7	3 plays, 15 yds.	TOP: 1:05	Result: TD
Q2, 9:12	Drive #11	10 plays, 69 yds.	TOP: 4:41	Result: TD
Q4, 12:59	Drive #21	9 plays, 69 yds.	TOP: 3:03	Result: TD
Q4, 7:21	Drive #23	14 plays, 99 yds.	TOP: 4:36	Result: TD

## SOUTHERN MISS: GAME 2 AT MISSISSIPPI STATE

Quarter	Game Drive	Plays, Yards	TOP	Result
Q3, 6:37	Drive #15	4 plays, 75 yds.	TOP: 1:55	Result: TD
Q4, 7:04	Drive #19	2 plays, 75 yds.	TOP: 0:33	Result: TD

## KANSAS STATE: GAME 3 AT MISSISSIPPI STATE

Quarter	Game Drive	Plays, Yards	TOP	Result
Q1, 6:28	Drive #4	9 plays, 36 yds.	TOP: 4:05	Result: FG
Q1, 1:17	Drive #6	6 plays, 55 yds.	TOP: 2:46	Result: TD
Q2, 3:16	Drive #11	5 plays, 30 yds.	TOP: 2:30	Result: TD
Q4, 8:55	Drive #23	6 plays, 53 yds.	TOP: 3:18	Result: TD

## KENTUCKY: GAME 4 AT MISSISSIPPI STATE

Quarter	Game Drive	Plays, Yards	TOP	Result
Q1, 7:11	Drive #4	10 plays, 58 yds.	TOP: 4:22	Result: FG
Q3, 9:10	Drive #13	12 plays, 80 yds.	TOP: 3:40	Result: TD
Q4, 9:11	Drive #17	12 plays, 55 yds.	TOP: 4:32	Result: FG

## AUBURN: GAME 5 VS. MISSISSIPPI STATE

Quarter	Game Drive	Plays, Yards	TOP	Result
Q1, 13:04	Drive #2	1 plays, 30 yds.	TOP: 0:09	Result: TD
Q1, 11:05	Drive #4	5 plays, 47 yds.	TOP: 1:19	Result: TD
Q1, 9:41	Drive #5	2 plays, 18 yds.	TOP: 0:42	Result: TD
Q1, 2:10	Drive #7	11 plays, 78 yds.	TOP: 3:52	Result: TD
Q2, 7:55	Drive #9	5 plays, 74 yds.	TOP: 2:22	Result: TD
Q2, 2:44	Drive #13	12 plays, 84 yds.	TOP: 2:32	Result: TD
Q3, 15:00	Drive #15	4 plays, 75 yds.	TOP: 1:32	Result: TD
Q3, 2:13	Drive #21	7 plays, 75 yds.	TOP: 2:57	Result: TD



# OPPONENT SCORING DRIVES

## TENNESSEE: GAME 6 VS. MISSISSIPPI STATE

Quarter	Game Drive	Plays, Yards	TOP	Result
Q1, 9:27	Drive #4	8 plays, 60 yds.	TOP: 4:31	Result: TD
Q2, 0:59	Drive #10	4 plays, 5 yds.	TOP: 0:59	Result: FG
Q3, 9:58	Drive #13	7 plays, 56 yds.	TOP: 3:46	Result: FG
Q4, 8:19	Drive #19	9 plays, 91 yds.	TOP: 5:44	Result: TD

## LSU: GAME 7 AT MISSISSIPPI STATE

Quarter	Game Drive	Plays, Yards	TOP	Result
Q1, 12:09	Drive #2	12 plays, 42 yds.	TOP: 4:17	Result: FG
Q1, 1:02	Drive #4	10 plays, 84 yds.	TOP: 3:35	Result: FG
Q2, 11:37	Drive #6	7 plays, 37 yds.	TOP: 3:04	Result: FG
Q2, 5:17	Drive #8	1 plays, 60 yds.	TOP: 0:10	Result: TD
Q2, 1:53	Drive #10	5 plays, 55 yds.	TOP: 1:03	Result: TD
Q3, 12:03	Drive #14	4 plays, 66 yds.	TOP: 1:27	Result: TD
Q3, 8:28	Drive #16	8 plays, 80 yds.	TOP: 2:52	Result: TD

## TEXAS A&M: GAME 8 VS. MISSISSIPPI STATE

Quarter	Game Drive	Plays, Yards	TOP	Result
Q1, 9:11	Drive #4	5 plays, 51 yds.	TOP: 2:21	Result: TD
Q1, 4:18	Drive #6	9 plays, 55 yds.	TOP: 4:08	Result: TD
Q2, 13:28	Drive #8	7 plays, 65 yds.	TOP: 3:08	Result: TD
Q2, 6:28	Drive #12	3 plays, 19 yds.	TOP: 0:54	Result: TD
Q3, 15:00	Drive #15	4 plays, 70 yds.	TOP: 1:40	Result: TD
Q3, 7:48	Drive #17	11 plays, 75 yds.	TOP: 6:31	Result: TD
Q4, 10:06	Drive #21	9 plays, 42 yds.	TOP: 5:06	Result: TD

## ARKANSAS: GAME 9 VS. MISSISSIPPI STATE

Quarter	Game Drive	Plays, Yards	TOP	Result
Q2, 11:21	Drive #8	2 plays, 61 yds.	TOP: 0:57	Result: TD
Q2, 5:56	Drive #11	4 plays, 1 yds.	TOP: 0:56	Result: FG
Q3, 10:33	Drive #19	13 plays, 59 yds.	TOP: 6:30	Result: TD
Q4, 11:40	Drive #21	4 plays, 75 yds.	TOP: 1:53	Result: TD

# DRIVE CHARTS

## LONG DRIVE SUPERLATIVES

<b>Longest Drive</b>	<b>MSU</b>	<b>Opponents</b>
No. of Plays	16 (53 yards, 4:57) at Texas A&M, results in made FG	14 (99 yards, 4:36) by Louisiana (8/31), results in TD
By No. of Yards	90 (8p, 3:37) at Tennessee (10/12), results in TD	99 yards (14 p, 4:36) by Louisiana (8/31), results in TD
By Time of Possession	7:40 (11p, 49 yards) at Arkansas (11/2), results in end of game	6:30 (12 p, 59 yards) by Arkansas (11/2), results in TD

## GAME 1 AT LOUISIANA

### MISSISSIPPI STATE

Drive Started				Drive Ended			Consumed	
Team	Qtr	Spot	Time	Obtained	Spot	Time	How Lost	PI-YdsTOP
MS	1st	M26	15:00	Kickoff	L00	12:27	* TOUCHDOWN	6-74 2:33
MS	1st	L35	12:13	Interception	L28	10:11	Fumble	4-7 2:02
MS	1st	M48	07:28	Fumble	L32	05:16	Downs	6-20 2:12
MS	1st	M15	00:00	Punt	M15	04:22	Fumble	0-0 0:00
MS	1st	M15	03:10	Kickoff	L09	13:03	Missed FG	10-76 5:07
MS	2nd	L42	11:14	Fumble	L00	09:18	* TOUCHDOWN	5-42 1:56
MS	2nd	M18	04:25	Kickoff	L00	00:31	* TOUCHDOWN	11-82 3:54
MS	2nd	M48	00:25	Kickoff	L42	00:00	End of half	4-10 0:25
MS	3rd	M35	11:13	Punt	L00	07:07	* TOUCHDOWN	9-65 4:06
MS	3rd	M12	03:53	Fumble	L43	14:49	Punt	7-45 4:04
MS	4th	L12	13:14	Punt	L00	13:07	* TOUCHDOWN	1-12 0:07
MS	4th	M25	09:56	Kickoff	L39	07:21	Punt	6-36 2:35
MS	4th	L42	02:45	Kickoff	L19	01:02	* FIELD GOAL	6-23 1:43
MS	4th	M01	00:00	Interception	M01	00:00	End of half	0-0 0:00

### LOUISIANA

Drive Started				Drive Ended			Consumed	
Team	Qtr	Spot	Time	Obtained	Spot	Time	How Lost	PI-YdsTOP
LA	1st	L22	12:20	Kickoff	L22	12:13	Interception	1-0 0:07
LA	1st	L28	10:11	Fumble	M48	07:28	Fumble	8-24 2:43
LA	1st	L32	05:16	Downs	L39	04:22	Punt	3-7 0:54
LA	1st	M15	04:22	Fumble	M00	03:17	* TOUCHDOWN	3-15 1:05
LA	2nd	L20	13:03	Missed FG	L42	11:14	Fumble	4-22 1:49
LA	2nd	L31	09:12	Kickoff	M00	04:31	* TOUCHDOWN	10-69 4:41
LA	3rd	L25	15:00	Kickoff	L21	11:13	Punt	6--4 3:47
LA	3rd	L13	06:58	Kickoff	M12	03:53	Fumble	8-75 3:05
LA	4th	L01	14:49	Punt	L09	13:14	Punt	3-8 1:35
LA	4th	L31	12:59	Kickoff	M00	09:56	* TOUCHDOWN	9-69 3:03
LA	4th	L01	07:21	Punt	M00	02:45	* TOUCHDOWN	14-99 4:36
LA	4th	L35	00:55	Kickoff	M33	00:00	Interception	4-32 0:55

## GAME 2 VS. SOUTHERN MISS

### MISSISSIPPI STATE

Drive Started				Drive Ended			Consumed	
Team	Qtr	Spot	Time	Obtained	Spot	Time	How Lost	PI-YdsTOP
MS	1st	M39	11:45	Punt	U00	09:36	* TOUCHDOWN	5-61 2:09
MS	1st	M20	04:50	Missed FG	U00	14:55	* TOUCHDOWN	9-80 4:55
MS	2nd	M42	10:39	Fumble	M50	08:50	Punt	3-8 1:49
MS	2nd	M50	06:27	Punt	M37	04:54	Punt	3--13 1:33
MS	2nd	M48	02:37	Punt	U00	00:42	* TOUCHDOWN	6-52 1:55
MS	3rd	M25	15:00	Kickoff	M28	13:20	Punt	3-3 1:40
MS	3rd	M42	11:02	Punt	U00	06:37	* TOUCHDOWN	9-58 4:25
MS	3rd	M25	04:42	Kickoff	U12	14:12	* FIELD GOAL	10-63 5:30
MS	4th	M44	12:16	Punt	U25	07:04	Missed FG	9-31 5:12
MS	4th	M25	06:31	Kickoff	M34	04:13	Punt	3-9 2:18
MS	4th	U22	03:07	Interception	U00	02:20	* TOUCHDOWN	2-22 0:47
MS	4th	M47	01:33	Interception	U46	00:00	End of half	2-7 1:33

### SOUTHERN MISS

Drive Started				Drive Ended			Consumed	
Team	Qtr	Spot	Time	Obtained	Spot	Time	How Lost	PI-YdsTOP
USM	1st	U27	15:00	Kickoff	U45	11:45	Punt	6-18 3:15
USM	1st	U25	09:36	Kickoff	M19	04:50	Missed FG	10-56 4:46
USM	2nd	U25	14:55	Kickoff	M42	10:39	Fumble	8-33 4:16
USM	2nd	U08	08:50	Punt	U21	06:27	Punt	5-13 2:23
USM	2nd	U04	04:54	Punt	U09	02:37	Punt	3-5 2:17
USM	2nd	U25	00:42	Kickoff	M49	00:00	End of half	3-26 0:42
USM	3rd	U27	13:20	Punt	U25	11:02	Punt	3--2 2:18
USM	3rd	U25	06:37	Kickoff	M00	04:42	* TOUCHDOWN	4-75 1:55
USM	4th	U12	14:03	Kickoff	U15	12:16	Punt	4-3 1:47
USM	4th	U25	07:04	Missed FG	M00	06:31	* TOUCHDOWN	2-75 0:33
USM	4th	U15	04:13	Punt	U39	03:07	Interception	3-24 1:06
USM	4th	U25	02:20	Kickoff	U43	01:33	Interception	3-18 0:47

# DRIVE CHARTS

## GAME 3 VS. KANSAS STATE

### MISSISSIPPI STATE

Drive Started					Drive Ended			Consumed	
Team	Qtr	Spot	Time	Obtained	Spot	Time	How Lost	Pl-Yds	TOP
MS	1st	M22	15:00	Kickoff	M39	12:23	Punt	5-17	2:37
MS	1st	M20	08:41	Downs	K44	06:28	Interception	5-36	2:13
MS	1st	M25	02:23	Kickoff	M26	01:17	Punt	3-1	1:06
MS	2nd	M28	13:26	Kickoff	M18	10:44	Punt	3--10	2:42
MS	2nd	M49	10:44	Fumble	K00	05:39	* TOUCHDOWN	9-51	5:05
MS	2nd	M28	04:12	Punt	M39	03:16	Fumble	3-11	0:56
MS	2nd	M34	00:40	Kickoff	K00	00:09	* TOUCHDOWN	4-66	0:31
MS	3rd	M20	12:29	Punt	M21	11:37	Interception	3-1	0:52
MS	3rd	M21	11:37	Fumble	K00	04:47	* TOUCHDOWN	12-79	6:50
MS	3rd	M26	03:42	Punt	M18	01:58	Punt	3--8	1:44
MS	3rd	M45	01:58	Fumble	K29	14:50	* FIELD GOAL	6-26	2:08
MS	4th	M10	14:28	Kickoff	M15	13:24	Punt	3-5	1:04
MS	4th	M08	10:21	Punt	M16	08:55	Punt	3-8	1:26
MS	4th	M25	05:37	Kickoff	K20	02:35	Downs	8-55	3:02
MS	4th	M20	00:30	Punt	M40	00:00	End of half	2-20	0:30

### KANSAS STATE

Drive Started					Drive Ended			Consumed	
Team	Qtr	Spot	Time	Obtained	Spot	Time	How Lost	Pl-Yds	TOP
KS	1st	K32	12:23	Punt	M20	08:41	Downs	7-48	3:42
KS	1st	K47	06:28	Interception	M17	02:23	* FIELD GOAL	9-36	4:05
KS	1st	K45	01:17	Punt	M00	13:31	* TOUCHDOWN	5-55	2:46
KS	2nd	M49	00:00	Punt	M49	10:44	Fumble	0-0	0:00
KS	2nd	K25	05:39	Kickoff	K31	04:12	Punt	3-6	1:27
KS	2nd	M30	03:16	Fumble	M00	00:46	* TOUCHDOWN	5-30	2:30
KS	2nd	K32	00:07	Kickoff	K30	00:00	End of half	1--2	0:07
KS	3rd	K22	14:52	Kickoff	K39	12:29	Punt	5-17	2:23
KS	3rd	M17	00:00	Interception	M17	11:37	Fumble	0-0	0:00
KS	3rd	K25	04:47	Kickoff	K18	03:42	Punt	3--7	1:05
KS	3rd	M44	00:00	Punt	M45	01:58	Fumble	0-1	0:00
KS	4th	M00	14:36	Kickoff	M00	14:36	* TOUCHDOWN	0-0	0:00
KS	4th	K30	13:24	Punt	K50	10:21	Punt	5-20	3:03
KS	4th	K47	08:55	Punt	M00	05:37	* TOUCHDOWN	6-53	3:18
KS	4th	K20	02:35	Downs	K48	00:30	Punt	5-28	2:05

## GAME 4 VS. KENTUCKY

### MISSISSIPPI STATE

Drive Started					Drive Ended			Consumed	
Team	Qtr	Spot	Time	Obtained	Spot	Time	How Lost	Pl-Yds	TOP
MS	1st	K00	13:35	Interception	K00	13:35	* TOUCHDOWN	0-0	0:00
MS	1st	M20	10:14	Punt	K48	07:11	Punt	8-32	3:03
MS	1st	M25	02:49	Kickoff	K00	13:24	* TOUCHDOWN	9-75	4:25
MS	2nd	M20	10:36	Punt	K00	04:45	* TOUCHDOWN	10-80	5:51
MS	2nd	M17	03:00	Punt	K32	00:48	Interception	5-51	2:12
MS	2nd	M29	00:05	Missed FG	M27	00:00	End of half	1--2	0:05
MS	3rd	M25	15:00	Kickoff	K20	09:10	Fumble	11-55	5:50
MS	3rd	M25	05:30	Kickoff	K49	00:38	Punt	6-26	4:52
MS	4th	M20	12:15	Missed FG	M41	09:11	Punt	5-21	3:04
MS	4th	M25	04:39	Kickoff	K00	01:39	* TOUCHDOWN	6-75	3:00
MS	4th	K46	00:44	Downs	K48	00:00	End of half	1--2	0:44

### KENTUCKY

Drive Started					Drive Ended			Consumed	
Team	Qtr	Spot	Time	Obtained	Spot	Time	How Lost	Pl-Yds	TOP
UK	1st	K25	15:00	Kickoff	K48	13:35	Interception	4-23	1:25
UK	1st	K25	13:35	Kickoff	K47	10:14	Punt	6-22	3:21
UK	1st	K20	07:11	Punt	M22	02:49	* FIELD GOAL	10-58	4:22
UK	2nd	K23	13:18	Kickoff	K44	10:36	Punt	5-21	2:42
UK	2nd	K25	04:45	Kickoff	K38	03:00	Punt	4-13	1:45
UK	2nd	M49	00:48	Interception	M29	00:05	Missed FG	6-20	0:43
UK	3rd	K20	09:10	Fumble	M00	05:30	* TOUCHDOWN	11-80	3:40
UK	3rd	K20	00:38	Punt	M08	12:15	Missed FG	9-72	3:23
UK	4th	K34	09:11	Punt	M11	04:39	* FIELD GOAL	11-55	4:32
UK	4th	K34	01:34	Kickoff	K46	00:44	Downs	8-12	0:50

## GAME 5 AT AUBURN

### MISSISSIPPI STATE

Drive Started					Drive Ended			Consumed	
Team	Qtr	Spot	Time	Obtained	Spot	Time	How Lost	Pl-Yds	TOP
MS	1st	M25	15:00	Kickoff	M06	13:04	Punt	3--19	1:56
MS	1st	M25	12:55	Kickoff	M22	11:05	Punt	3--3	1:50
MS	1st	M02	09:46	Kickoff	M18	09:41	Fumble	0-16	0:05
MS	1st	M25	08:59	Kickoff	A00	02:20	* TOUCHDOWN	12-75	6:39
MS	2nd	M25	13:18	Kickoff	A09	07:55	* FIELD GOAL	11-66	5:23
MS	2nd	M25	05:33	Kickoff	M28	04:31	Punt	3-3	1:02
MS	2nd	A48	03:47	Fumble	A16	02:44	Fumble	2-32	1:03
MS	2nd	M25	00:12	Kickoff	M23	00:00	End of half	1--2	0:12
MS	3rd	M25	13:28	Kickoff	M39	11:01	Punt	4-14	2:27
MS	3rd	M35	09:10	Fumble	M36	07:28	Punt	3-1	1:42
MS	3rd	M35	05:29	Punt	A00	02:13	* TOUCHDOWN	6-65	3:16
MS	4th	M25	14:16	Kickoff	M27	12:47	Punt	3-2	1:29
MS	4th	M48	11:09	Fumble	A20	08:46	Downs	6-32	2:23
MS	4th	M22	04:03	Downs	A00	00:50	* TOUCHDOWN	8-78	3:13

### AUBURN

Drive Started					Drive Ended			Consumed	
Team	Qtr	Spot	Time	Obtained	Spot	Time	How Lost	Pl-Yds	TOP
AU	1st	M30	13:04	Punt	M00	12:55	* TOUCHDOWN	1-30	0:09
AU	1st	M47	11:05	Punt	M00	09:41	* TOUCHDOWN	5-47	1:24
AU	1st	M18	09:41	Fumble	M00	08:59	* TOUCHDOWN	2-18	0:42
AU	1st	A22	02:10	Kickoff	M00	13:18	* TOUCHDOWN	11-78	3:52
AU	2nd	A26	07:55	Kickoff	M00	05:33	* TOUCHDOWN	5-74	2:22
AU	2nd	A34	04:31	Punt	A48	03:47	Fumble	2-14	0:44
AU	2nd	A08	02:44	Fumble	M00	00:12	* TOUCHDOWN	11-92	2:32
AU	3rd	A25	15:00	Kickoff	M00	13:28	* TOUCHDOWN	4-75	1:32
AU	3rd	A19	11:01	Punt	M35	09:10	Fumble	4-46	1:51
AU	3rd	A13	07:28	Punt	A22	05:29	Punt	3-9	1:59
AU	3rd	A25	02:13	Kickoff	M00	14:16	* TOUCHDOWN	7-75	2:57
AU	4th	A42	12:47	Punt	M48	11:09	Fumble	3-10	1:38
AU	4th	A20	08:46	Downs	M22	04:03	Downs	9-58	4:43
AU	4th	A25	00:50	Kickoff	A23	00:00	End of half	2--2	0:50

# DRIVE CHARTS

## GAME 6 AT TENNESSEE

### MISSISSIPPI STATE

Drive Started				Drive Ended			Consumed	
Team	Qtr	Spot	Time	Obtained	Spot	Time	How Lost	Pl-YdsTOP
MS	1st	M09	15:00	Kickoff	M12	12:54	Punt	3-3 2:06
MS	1st	M20	11:06	Interception	M17	09:27	Punt	3--3 1:39
MS	1st	M25	04:56	Kickoff	T32	01:14	Interception	7-43 3:42
MS	2nd	M08	14:48	Punt	T33	07:40	* FIELD GOAL	13-59 7:08
MS	2nd	M20	02:19	Interception	M37	00:59	Interception	4-17 1:20
MS	3rd	M20	11:36	Punt	M24	09:58	Punt	3-4 1:38
MS	3rd	M25	06:12	Kickoff	M36	04:57	Interception	4-11 1:15
MS	3rd	M28	02:46	Punt	M24	00:32	Punt	4--4 2:14
MS	4th	M10	12:04	Punt	T00	08:27	* TOUCHDOWN	8-90 3:37
MS	4th	M25	02:35	Kickoff	T18	00:16	Missed FG	11-57 2:19

### TENNESSEE

Drive Started				Drive Ended			Consumed	
Team	Qtr	Spot	Time	Obtained	Spot	Time	How Lost	Pl-YdsTOP
UT	1st	M46	12:54	Punt	M12	11:06	Interception	4-34 1:48
UT	1st	T40	09:27	Punt	M00	04:56	* TOUCHDOWN	8-60 4:31
UT	1st	T34	01:14	Interception	T40	14:48	Punt	3-6 1:26
UT	2nd	T15	07:38	Kickoff	M17	02:19	Interception	9-68 5:19
UT	2nd	M37	00:59	Interception	M32	15:00	* FIELD GOAL	4-5 0:59
UT	3rd	T25	15:00	Kickoff	T43	11:36	Punt	6-18 3:24
UT	3rd	T39	09:58	Punt	M05	06:12	* FIELD GOAL	7-56 3:46
UT	3rd	T35	04:57	Interception	T35	02:46	Punt	3-0 2:11
UT	3rd	T30	00:32	Punt	M49	12:04	Punt	6-21 3:28
UT	4th	T09	08:19	Kickoff	M00	02:35	* TOUCHDOWN	9-91 5:44
UT	4th	T20	00:16	Missed FG	T18	00:00	End of half	1--2 0:16

## GAME 7 VS. LSU

### MISSISSIPPI STATE

Drive Started				Drive Ended			Consumed	
Team	Qtr	Spot	Time	Obtained	Spot	Time	How Lost	Pl-YdsTOP
MS	1st	M25	15:00	Kickoff	M45	12:09	Downs	6-20 2:51
MS	1st	M25	07:52	Kickoff	L45	01:02	Punt	11-30 6:50
MS	2nd	M25	12:27	Kickoff	M45	11:37	Fumble	2-20 0:50
MS	2nd	M25	08:33	Kickoff	L00	05:24	* TOUCHDOWN	7-75 3:09
MS	2nd	M25	05:07	Kickoff	M39	01:53	Interception	6-14 3:14
MS	2nd	M30	00:41	Kickoff	M35	00:00	End of half	2-5 0:41
MS	3rd	M36	13:28	Punt	M30	12:03	Punt	3--6 1:25
MS	3rd	M25	10:36	Kickoff	M30	08:28	Punt	3-5 2:08
MS	3rd	M25	05:36	Kickoff	M49	03:02	Interception	5-24 2:34
MS	3rd	M20	01:40	Punt	L23	13:19	Downs	7-57 3:21
MS	4th	M22	11:31	Punt	M24	08:56	Punt	3-2 2:35
MS	4th	M08	07:51	Punt	M05	05:59	Punt	3--3 1:52
MS	4th	M10	03:41	Punt	L00	00:59	* TOUCHDOWN	7-90 2:42

### LSU

Drive Started				Drive Ended			Consumed	
Team	Qtr	Spot	Time	Obtained	Spot	Time	How Lost	Pl-YdsTOP
LSU	1st	M45	12:09	Downs	M03	07:52	* FIELD GOAL	12-42 4:17
LSU	1st	L11	01:02	Punt	M05	12:27	* FIELD GOAL	10-84 3:35
LSU	2nd	M44	11:37	Fumble	M07	08:33	* FIELD GOAL	6-37 3:04
LSU	2nd	L40	05:17	Kickoff	M00	05:07	* TOUCHDOWN	1-60 0:10
LSU	2nd	L45	01:53	Interception	M00	00:50	* TOUCHDOWN	5-55 1:03
LSU	3rd	L25	15:00	Kickoff	L25	13:28	Punt	3-0 1:32
LSU	3rd	L34	12:03	Punt	M00	10:36	* TOUCHDOWN	4-66 1:27
LSU	3rd	L20	08:28	Punt	M00	05:36	* TOUCHDOWN	7-80 2:52
LSU	3rd	L40	03:02	Interception	L48	01:40	Punt	3-8 1:22
LSU	4th	L23	13:19	Downs	L17	11:31	Punt	3--6 1:48
LSU	4th	L50	08:56	Punt	M44	07:51	Punt	3-6 1:05
LSU	4th	L49	05:59	Punt	L48	03:41	Punt	4--1 2:18
LSU	4th	L15	00:53	Kickoff	L11	00:00	End of half	2--4 0:53

## GAME 8 AT TEXAS A&M

### MISSISSIPPI STATE

Drive Started				Drive Ended			Consumed	
Team	Qtr	Spot	Time	Obtained	Spot	Time	How Lost	Pl-YdsTOP
MS	1st	V25	15:00	Kickoff	M28	13:56	Punt	3-3 1:04
MS	1st	V10	11:18	Punt	M10	09:11	Punt	3-0 2:07
MS	1st	V25	06:50	Kickoff	T46	04:18	Interception	7-29 2:32
MS	1st	V25	00:10	Kickoff	T00	13:28	* TOUCHDOWN	4-75 1:42
MS	2nd	V18	10:20	Kickoff	M14	08:26	Punt	3--4 1:54
MS	2nd	V07	06:38	Punt	M19	06:28	Fumble	1-12 0:10
MS	2nd	V22	05:34	Kickoff	T15	00:37	* FIELD GOAL	16-63 4:57
MS	3rd	V26	13:20	Kickoff	T00	07:48	* TOUCHDOWN	10-74 5:32
MS	3rd	V21	01:17	Kickoff	T00	12:26	* TOUCHDOWN	9-79 3:51
MS	4th	V15	10:18	Punt	M42	10:06	Fumble	1-27 0:12
MS	4th	V25	05:00	Kickoff	T00	00:49	* TOUCHDOWN	12-75 4:11

### TEXAS A&M

Drive Started				Drive Ended			Consumed	
Team	Qtr	Spot	Time	Obtained	Spot	Time	How Lost	Pl-YdsTOP
TAMU	1st	T32	13:56	Punt	M47	11:18	Punt	5-21 2:38
TAMU	1st	T49	09:11	Punt	M00	06:50	* TOUCHDOWN	5-51 2:21
TAMU	1st	T45	04:18	Interception	M00	00:10	* TOUCHDOWN	9-55 4:08
TAMU	2nd	T35	13:28	Kickoff	M00	10:20	* TOUCHDOWN	7-65 3:08
TAMU	2nd	T43	08:26	Punt	M48	06:38	Punt	3-9 1:48
TAMU	2nd	M19	06:28	Fumble	M00	05:34	* TOUCHDOWN	3-19 0:54
TAMU	2nd	T20	00:37	Kickoff	T24	00:00	End of half	1-4 0:37
TAMU	3rd	T30	15:00	Kickoff	M00	13:20	* TOUCHDOWN	4-70 1:40
TAMU	3rd	T25	07:48	Kickoff	M00	01:17	* TOUCHDOWN	11-75 6:31
TAMU	4th	T32	12:26	Kickoff	T29	10:18	Punt	3--3 2:08
TAMU	4th	M42	10:06	Fumble	M00	05:00	* TOUCHDOWN	9-42 5:06
TAMU	4th	T15	00:49	Kickoff	T28	00:00	End of half	2-13 0:49

# DRIVE CHARTS

## GAME 9 AT ARKANSAS

### MISSISSIPPI STATE

Team	Qtr	Drive Started			Drive Ended			Consumed	
		Spot	Time	Obtained	Spot	Time	How Lost	Pl-Yds	TOP
MS	1st	M18	15:00	Kickoff	A00	12:11	* TOUCHDOWN	6-82	2:49
MS	1st	M20	10:52	Punt	A00	05:31	* TOUCHDOWN	11-80	5:21
MS	1st	M24	03:59	Punt	A08	14:04	* FIELD GOAL	11-68	4:55
MS	2nd	M08	12:37	Punt	M10	11:21	Punt	3-2	1:16
MS	2nd	M25	10:24	Kickoff	A00	07:55	* TOUCHDOWN	6-75	2:29
MS	2nd	M23	00:00	Punt	M23	05:56	Fumble	0-0	0:00
MS	2nd	M16	05:00	Kickoff	A00	02:42	* TOUCHDOWN	5-84	2:18
MS	2nd	A00	01:59	Interception	A00	01:59	* TOUCHDOWN	0-0	0:00
MS	2nd	M17	01:31	Punt	M24	00:07	Punt	3-7	1:24
MS	3rd	M34	13:42	Punt	A00	10:33	* TOUCHDOWN	6-66	3:09
MS	3rd	M25	04:03	Kickoff	A28	11:40	* FIELD GOAL	13-47	7:23
MS	4th	M25	09:47	Kickoff	A00	08:22	* TOUCHDOWN	3-75	1:25
MS	4th	M38	07:40	Fumble	A13	00:00	End of half	11-49	7:40

### ARKANSAS

Team	Qtr	Drive Started			Drive Ended			Consumed	
		Spot	Time	Obtained	Spot	Time	How Lost	Pl-Yds	TOP
AR	1st	A21	12:11	Kickoff	A46	10:52	Punt	4-25	1:19
AR	1st	A27	05:31	Kickoff	A29	03:59	Punt	3-2	1:32
AR	2nd	A25	14:04	Kickoff	A33	12:37	Punt	3-8	1:27
AR	2nd	A39	11:21	Punt	M00	10:24	* TOUCHDOWN	2-61	0:57
AR	2nd	A20	07:55	Kickoff	A45	05:56	Punt	4-25	1:59
AR	2nd	M23	05:56	Fumble	M22	05:00	* FIELD GOAL	4-1	0:56
AR	2nd	A20	02:42	Kickoff	A24	01:59	Interception	3-4	0:43
AR	2nd	A41	01:59	Kickoff	A47	01:31	Punt	3-6	0:28
AR	2nd	A40	00:07	Punt	A49	00:00	End of half	2-9	0:07
AR	3rd	A25	15:00	Kickoff	A32	13:42	Punt	3-7	1:18
AR	3rd	A41	10:33	Kickoff	M00	04:03	* TOUCHDOWN	12-59	6:30
AR	4th	A25	11:40	Kickoff	M00	09:47	* TOUCHDOWN	4-75	1:53
AR	4th	M49	08:22	Kickoff	M38	07:40	Fumble	3-11	0:42



# 2019 Mississippi State Football

## Mississippi State Combined Team Statistics (as of Nov 05, 2019)

### All games

Date	Opponent	Score	Att.	Record:	Overall	Home	Away	Neutral
Aug 31, 2019	at Louisiana	W 38-28	22440	All games	4-5	2-2	2-3	0-0
Sep 07, 2019	SOUTHERN MISS	W 38-15	55143	Conference	2-4	1-1	1-3	0-0
Sep 14, 2019	KANSAS STATE	L 24-31	54522	Non-Conference	2-1	1-1	1-0	0-0
* Sep 21, 2019	KENTUCKY	W 28-13	54556					
* Sep 28, 2019	at #7 Auburn	L 23-56	87451	Team Statistics			MS	OPP
* Oct 12, 2019	at Tennessee	L 10-20	85462	FIRST DOWNS			204	176
* Oct 19, 2019	#2 LSU	L 13-36	59282	Rushing			102	75
* Oct 26, 2019	at Texas A&M	L 30-49	102025	Passing			85	89
* Nov 02, 2019	at Arkansas	W 54-24	52256	Penalty			17	12
				RUSHING YARDAGE			1953	1457
Rushing	gp-gs att gain loss net avg td lg avg/g			Rushing Attempts			372	306
Kylin Hill	9-9 176 1062 35 1027 5.8 9 62 114.1			Average Per Rush			5.2	4.8
Garrett Shrader	7-3 92 590 86 504 5.5 3 49 72.0			Average Per Game			217.0	161.9
Nick Gibson	7-0 27 219 6 213 7.9 3 47 30.4			TDs Rushing			18	19
Tommy Stevens	6-6 49 192 66 126 2.6 2 15 21.0			PASSING YARDAGE			1717	2046
L. Witherspoon	7-0 17 71 0 71 4.2 1 22 10.1			Comp-Att-Int		131-224-9	146-246-7	
JaVonta Payton	9-0 1 11 0 11 11.0 0 11 1.2			Average Per Pass			7.7	8.3
Dedrick Thomas	9-8 1 5 0 5 5.0 0 5 0.6			Average Per Catch			13.1	14.0
Malik Dear	9-0 3 4 0 4 1.3 0 2 0.4			Average Per Game			190.8	227.3
Isaiah Zuber	9-2 2 4 2 2 1.0 0 4 0.2			TDs Passing			14	15
Total	9 372 2157 204 1953 5.2 18 62 217.0			TOTAL OFFENSE			3670	3503
Opponents	9 306 1616 159 1457 4.8 19 52 161.9			Average Per Play			6.2	6.3
				Average Per Game			407.8	389.2
Passing	gp-gs effc comp-att-int pct yds td lg avg/g			KICK RETURNS: #-Yards			17-300	31-622
Garrett Shrader	7-3 127.90 75-136-5 55.1 1022 7 47 146.0			PUNT RETURNS: #-Yards			9-54	13-129
Tommy Stevens	6-6 146.91 55-87-4 63.2 687 7 42 114.5			INT RETURNS: #-Yards			7-138	9-122
Logan Burnett	2-0 167.20 1-1-0 100.0 8 0 8 4.0			FUMBLES-LOST			14-10	18-11
Total	9 135.46 131-224-9 58.5 1717 14 47 190.8			PENALTIES-Yards			53-420	40-363
Opponents	9 143.64 146-246-7 59.3 2046 15 65 227.3			PUNTS-AVG			35-43.6	35-44.8
				TIME OF POSSESSION/Game			32:32	27:27
Receiving	gp-gs no. yds avg td lg avg/g			3RD-DOWN Conversions			40/102	36/100
Osirus Mitchell	9-9 26 377 14.5 5 35 41.9			4TH-DOWN Conversions			5/10	4/9
Dedrick Thomas	9-8 20 307 15.4 1 42 34.1							
Stephen Guidry	8-6 19 278 14.6 4 32 34.8			Interceptions	no. yds avg td lg			
Isaiah Zuber	9-2 14 211 15.1 2 38 23.4			Cam Dantzler	2 0 0.0 0 0			
Farrod Green	9-9 13 151 11.6 1 47 16.8			C.J. Morgan	1 9 9.0 0 9			
Kylin Hill	9-9 10 68 6.8 0 18 7.6			Martin Emerson	1 45 45.0 0 45			
Austin Williams	9-0 8 104 13.0 1 28 11.6			Brian Cole II	1 0 0.0 0 0			
JaVonta Payton	9-0 5 63 12.6 0 30 7.0			Marcus Murphy	1 32 32.0 1 32			
Dontea Jones	8-0 4 35 8.8 0 14 4.4			Willie Gay Jr.	1 52 52.0 1 52			
Malik Dear	9-0 3 36 12.0 0 20 4.0							
G. Spivey	9-1 2 19 9.5 0 12 2.1			Punting	no. yds avg lg tb fc i20 50+ blk			
Brad Cumbest	8-0 2 16 8.0 0 8 2.0			Tucker Day	33 1443 43.7 70 3 6 7 8 0			
L. Witherspoon	7-0 2 16 8.0 0 12 2.3			Reed Bowman	2 82 41.0 51 0 0 1 1 0			
Nick Gibson	7-0 1 24 24.0 0 24 3.4							
Cameron Gardner	9-1 1 7 7.0 0 7 0.8			Punt Returns	no. yds avg td lg			
Total	9 131 1717 13.1 14 47 190.8			Malik Dear	7 52 7.4 0 40			
Opponents	9 146 2046 14.0 15 65 227.3			Taury Dixon	1 0 0.0 0 0			
				Isaiah Zuber	1 2 2.0 0 0			
Field Goals	fg pct. 01-19 20-29 30-39 40-49 50-99 lg blk			Total	9 54 6.0 0 40			
Jordan Lawless	1-2 50.0 0-0 0-1 1-1 0-0 0-0 37 0			Opponents	13 129 9.9 0 25			
Jace Christmann	7-9 77.8 0-0 2-2 2-3 2-3 1-1 51 0							
				Kick Returns	no. yds avg td lg			
Scoring	td fg kick rush rcv pass dxp saf pts			Isaiah Zuber	9 171 19.0 0 28			
Kylin Hill	9 - - - - - - - 54			JaVonta Payton	3 56 18.7 0 24			
Jace Christmann	- 7-9 25-26 - - - - - 46			Brian Cole II	3 44 14.7 0 18			
Osirus Mitchell	5 - - - - - - - 30			L. Witherspoon	1 15 15.0 0 15			
Stephen Guidry	4 - - - - - - - 24			Dedrick Thomas	1 14 14.0 0 14			
Nick Gibson	3 - - - - - - - 18			Total	17 300 17.6 0 28			
Garrett Shrader	3 - - - - 0-2 - - 18			Opponents	31 622 20.1 1 100			
Tommy Stevens	2 - - - - - - - 12							
Isaiah Zuber	2 - - - - - - - 12			All Purpose	g rush rcv pr kr ir total avg/g			
Jordan Lawless	- 1-2 5-5 - - - - - 8			Kylin Hill	9 1027 68 0 0 0 1095 121.7			
Willie Gay Jr.	1 - - - - - - - 6			Garrett Shrader	7 504 0 0 0 0 504 72.0			
Farrod Green	1 - - - - - - - 6			Isaiah Zuber	9 2 211 2 171 0 386 42.9			
Dedrick Thomas	1 - - - - - - - 6			Osirus Mitchell	9 0 377 0 0 0 377 41.9			
Marcus Murphy	1 - - - - - - - 6			Dedrick Thoma	9 5 307 0 14 0 326 36.2			
Austin Williams	1 - - - - - - - 6			Total	9 1953 1717 54 300 138 4162 462.4			
L. Witherspoon	1 - - - - - - - 6			Opponents	9 1457 2046 129 622 122 4376 486.2			
Total	34 8-11 30-31 0-1 0-2 - - 258							
Opponents	35 9-12 33-34 - 1 1-1 - - 272							
				Total Offense	g plays rush pass total avg/g			
Score by Quarters	1st 2nd 3rd 4th OT Total			Garrett Shrader	7 228 504 1022 1526 218.0			
Mississippi State	41 103 42 72 0 258			Kylin Hill	9 176 1027 0 1027 114.1			
Opponents	58 88 59 67 0 272			Tommy Stevens	6 136 126 687 813 135.5			
				Nick Gibson	7 27 213 0 213 30.4			
				L. Witherspoon	7 17 71 0 71 10.1			
				Total	9 596 1953 1717 3670 407.8			
				Opponents	9 552 1457 2046 3503 389.2			

2019 Mississippi State Football  
Mississippi State Overall Team Statistics (as of Nov 05, 2019)  
All games

Team Statistics	MS	OPP
SCORING	258	272
Points Per Game	28.7	30.2
Points Off Turnovers	45	75
FIRST DOWNS	204	176
Rushing	102	75
Passing	85	89
Penalty	17	12
RUSHING YARDAGE	1953	1457
Yards gained rushing	2157	1616
Yards lost rushing	204	159
Rushing Attempts	372	306
Average Per Rush	5.2	4.8
Average Per Game	217.0	161.9
TDs Rushing	18	19
PASSING YARDAGE	1717	2046
Comp-Att-Int	131-224-9	146-246-7
Average Per Pass	7.7	8.3
Average Per Catch	13.1	14.0
Average Per Game	190.8	227.3
TDs Passing	14	15
TOTAL OFFENSE	3670	3503
Total Plays	596	552
Average Per Play	6.2	6.3
Average Per Game	407.8	389.2
KICK RETURNS: #-Yards	17-300	31-622
PUNT RETURNS: #-Yards	9-54	13-129
INT RETURNS: #-Yards	7-138	9-122
KICK RETURN AVERAGE	17.6	20.1
PUNT RETURN AVERAGE	6.0	9.9
INT RETURN AVERAGE	19.7	13.6
FUMBLES-LOST	14-10	18-11
PENALTIES-Yards	53-420	40-363
Average Per Game	46.7	40.3
PUNTS-Yards	35-1525	35-1569
Average Per Punt	43.6	44.8
Net punt average	38.2	39.3
KICKOFFS-Yards	51-2978	52-3231
Average Per Kick	58.4	62.1
Net kick average	37.9	40.5
TIME OF POSSESSION/Game	32:32	27:27
3RD-DOWN Conversions	40/102	36/100
3rd-Down Pct	39%	36%
4TH-DOWN Conversions	5/10	4/9
4th-Down Pct	50%	44%
SACKS BY-Yards	13-81	22-133
MISC YARDS	0	0
TOUCHDOWNS SCORED	34	35
FIELD GOALS-ATTEMPTS	8-11	9-12
ON-SIDE KICKS	0-0	0-0
RED-ZONE SCORES	(28-33) 85%	(30-37) 81%
RED-ZONE TOUCHDOWNS	(23-33) 70%	(24-37) 65%
PAT-ATTEMPTS	(30-31) 97%	(33-34) 97%
ATTENDANCE	223503	349634
Games/Avg Per Game	4/55876	5/69927
Neutral Site Games		0/0

Score by Quarters	1st	2nd	3rd	4th	OT	Total
Mississippi State	41	103	42	72	0	258
Opponents	58	88	59	67	0	272

2019 Mississippi State Football  
Mississippi State Overall Individual Statistics (as of Nov 05, 2019)  
All games

Rushing	gp-gs	att	gain	loss	net	avg	td	lg	avg/g
Kylin Hill	9-9	176	1062	35	1027	5.8	9	62	114.1
Garrett Shrader	7-3	92	590	86	504	5.5	3	49	72.0
Nick Gibson	7-0	27	219	6	213	7.9	3	47	30.4
Tommy Stevens	6-6	49	192	66	126	2.6	2	15	21.0
L. Witherspoon	7-0	17	71	0	71	4.2	1	22	10.1
JaVonta Payton	9-0	1	11	0	11	11.0	0	11	1.2
Dedrick Thomas	9-8	1	5	0	5	5.0	0	5	0.6
Malik Dear	9-0	3	4	0	4	1.3	0	2	0.4
Isaiah Zuber	9-2	2	4	2	2	1.0	0	4	0.2
Dontea Jones	8-0	0	-1	0	-1	0.0	0	0	-0.1
TEAM	4-0	4	0	9	-9	-2.2	0	0	-2.2
Total	9	372	2157	204	1953	5.2	18	62	217.0
Opponents	9	306	1616	159	1457	4.8	19	52	161.9

Passing	gp-gs	effic	comp-att-int	pct	yds	td	lg	avg/g
Garrett Shrader	7-3	127.90	75-136-5	55.1	1022	7	47	146.0
Tommy Stevens	6-6	146.91	55-87-4	63.2	687	7	42	114.5
Logan Burnett	2-0	167.20	1-1-0	100.0	8	0	8	4.0
Total	9	135.46	131-224-9	58.5	1717	14	47	190.8
Opponents	9	143.64	146-246-7	59.3	2046	15	65	227.3

Receiving	gp-gs	no.	yds	avg	td	lg	avg/g
Osirus Mitchell	9-9	26	377	14.5	5	35	41.9
Dedrick Thomas	9-8	20	307	15.4	1	42	34.1
Stephen Guidry	8-6	19	278	14.6	4	32	34.8
Isaiah Zuber	9-2	14	211	15.1	2	38	23.4
Farrod Green	9-9	13	151	11.6	1	47	16.8
Kylin Hill	9-9	10	68	6.8	0	18	7.6
Austin Williams	9-0	8	104	13.0	1	28	11.6
JaVonta Payton	9-0	5	63	12.6	0	30	7.0
Dontea Jones	8-0	4	35	8.8	0	14	4.4
Malik Dear	9-0	3	36	12.0	0	20	4.0
G. Spivey	9-1	2	19	9.5	0	12	2.1
Brad Cumbest	8-0	2	16	8.0	0	8	2.0
L. Witherspoon	7-0	2	16	8.0	0	12	2.3
Nick Gibson	7-0	1	24	24.0	0	24	3.4
Cameron Gardner	9-1	1	7	7.0	0	7	0.8
Robert Rivers	1-0	1	5	5.0	0	5	5.0
Total	9	131	1717	13.1	14	47	190.8
Opponents	9	146	2046	14.0	15	65	227.3

Punt Returns	no.	yds	avg	td	lg
Malik Dear	7	52	7.4	0	40
Isaiah Zuber	1	2	2.0	0	0
Taury Dixon	1	0	0.0	0	0
Total	9	54	6.0	0	40
Opponents	13	129	9.9	0	25

Interceptions	no.	yds	avg	td	lg
Cam Dantzler	2	0	0.0	0	0
Brian Cole II	1	0	0.0	0	0
Martin Emerson	1	45	45.0	0	45
Marcus Murphy	1	32	32.0	1	32
Willie Gay Jr.	1	52	52.0	1	52
C.J. Morgan	1	9	9.0	0	9
Total	7	138	19.7	2	52
Opponents	9	122	13.6	0	39

Kick Returns	no.	yds	avg	td	lg
Isaiah Zuber	9	171	19.0	0	28
JaVonta Payton	3	56	18.7	0	24
Brian Cole II	3	44	14.7	0	18
Dedrick Thomas	1	14	14.0	0	14
L. Witherspoon	1	15	15.0	0	15
Total	17	300	17.6	0	28
Opponents	31	622	20.1	1	100

Fumble Returns	no.	yds	avg	td	lg
Darryl Williams	1	4	4.0	0	4
Total	1	4	4.0	0	4
Opponents	2	10	5.0	0	9

2019 Mississippi State Football  
Mississippi State Overall Individual Statistics (as of Nov 05, 2019)  
All games

Scoring	td	fg	PAT				dxd	saf	pts
			kick	rush	rcv	pass			
Kylin Hill	9	-	-	-	-	-	-	-	54
Jace Christmann	-	7-9	25-26	-	-	-	-	-	46
Osirus Mitchell	5	-	-	-	-	-	-	-	30
Stephen Guidry	4	-	-	-	-	-	-	-	24
Garrett Shrader	3	-	-	-	-	0-2	-	-	18
Nick Gibson	3	-	-	-	-	-	-	-	18
Isaiah Zuber	2	-	-	-	-	-	-	-	12
Tommy Stevens	2	-	-	-	-	-	-	-	12
Jordan Lawless	-	1-2	5-5	-	-	-	-	-	8
Austin Williams	1	-	-	-	-	-	-	-	6
Willie Gay Jr.	1	-	-	-	-	-	-	-	6
Marcus Murphy	1	-	-	-	-	-	-	-	6
L. Witherspoon	1	-	-	-	-	-	-	-	6
Dedrick Thomas	1	-	-	-	-	-	-	-	6
Farrod Green	1	-	-	-	-	-	-	-	6
K. Schexnayder	-	-	-	0-1	-	-	-	-	0
Total	34	8-11	30-31	0-1	-	0-2	-	-	258
Opponents	35	9-12	33-34	-	1	1-1	-	-	272

Total Offense	g	plays	rush	pass	total	avg/g
Garrett Shrader	7	228	504	1022	1526	218.0
Kylin Hill	9	176	1027	0	1027	114.1
Tommy Stevens	6	136	126	687	813	135.5
Nick Gibson	7	27	213	0	213	30.4
L. Witherspoon	7	17	71	0	71	10.1
JaVonta Payton	9	1	11	0	11	1.2
Logan Burnett	2	1	0	8	8	4.0
Dedrick Thomas	9	1	5	0	5	0.6
Malik Dear	9	3	4	0	4	0.4
Isaiah Zuber	9	2	2	0	2	0.2
Dontea Jones	8	0	-1	0	-1	-0.1
TEAM	4	4	-9	0	-9	-2.2
Total	9	596	1953	1717	3670	407.8
Opponents	9	552	1457	2046	3503	389.2

Field Goals	fg	pct.	01-19	20-29	30-39	40-49	50-99	lg	blk
Jordan Lawless	1-2	50.0	0-0	0-1	1-1	0-0	0-0	37	0
Jace Christmann	7-9	77.8	0-0	2-2	2-3	2-3	1-1	51	0

FG Sequence	Mississippi State	Opponents
Louisiana	27,(37)	-
Southern Miss	(30),43	36
Kansas State	(47)	(35)
Kentucky	-	(40),47,26,(29)
Auburn	(27)	-
Tennessee	(51),36	(49),(22)
LSU	-	(20),(23),(25)
Texas A&M	(33)	-
Arkansas	(26),(46)	(40)

Punting	no.	yds	avg	lg	tb	fc	i20	50+	blk
Tucker Day	33	1443	43.7	70	3	6	7	8	0
Reed Bowman	2	82	41.0	51	0	0	1	1	0
Total	35	1525	43.6	70	3	6	8	9	0
Opponents	35	1569	44.8	61	7	12	12	12	0

Kickoffs	no.	yds	avg	tb	ob	retn	net	ydln
Scott Goodman	38	2216	58.3	13	0			
Tucker Day	12	723	60.2	4	0			
Jace Christmann	1	39	39.0	0	0			
Total	51	2978	58.4	17	0	20.1	37.9	27
Opponents	52	3231	62.1	33	1	17.6	40.5	24

Numbers in (parentheses) indicate field goal was made.

2019 Mississippi State Football  
Mississippi State Overall Individual Statistics (as of Nov 05, 2019)  
All games

All Purpose	g	rush	rcv	pr	kr	ir	total	avg/g
Kylin Hill	9	1027	68	0	0	0	1095	121.7
Garrett Shrader	7	504	0	0	0	0	504	72.0
Isaiah Zuber	9	2	211	2	171	0	386	42.9
Osirus Mitchell	9	0	377	0	0	0	377	41.9
Dedrick Thoma	9	5	307	0	14	0	326	36.2
Stephen Guidry	8	0	278	0	0	0	278	34.8
Nick Gibson	7	213	24	0	0	0	237	33.9
Farrod Green	9	0	151	0	0	0	151	16.8
JaVonta Payton	9	11	63	0	56	0	130	14.4
Tommy Stevens	6	126	0	0	0	0	126	21.0
Austin Williams	9	0	104	0	0	0	104	11.6
L. Witherspoon	7	71	16	0	15	0	102	14.6
Malik Dear	9	4	36	52	0	0	92	10.2
Willie Gay Jr.	3	0	0	0	0	52	52	17.3
Martin Emerson	9	0	0	0	0	45	45	5.0
Brian Cole II	9	0	0	0	44	0	44	4.9
Dontea Jones	8	-1	35	0	0	0	34	4.2
Marcus Murphy	3	0	0	0	0	32	32	10.7
G. Spivey	9	0	19	0	0	0	19	2.1
Brad Cumbest	8	0	16	0	0	0	16	2.0
C.J. Morgan	8	0	0	0	0	9	9	1.1
Cameron Gardn	9	0	7	0	0	0	7	0.8
Robert Rivers	1	0	5	0	0	0	5	5.0
TEAM	4	-9	0	0	0	0	-9	-2.2
Total	9	1953	1717	54	300	138	4162	462.4
Opponents	9	1457	2046	129	622	122	4376	486.2

2019 Mississippi State Football  
Mississippi State Overall Defensive Statistics (as of Nov 05, 2019)  
All games

##	Defensive Leaders	gp-gs	Tackles				Sacks no-yds	Pass defense			Fumbles		blkd	
			ua	a	tot	tfl/yds		int-yds	brup	qbh	rcv-yds	ff	kick	saf
40	Erroll Thompson	9-9	29	34	63	1.5-3	.	.	1	4	1-0	.	.	.
11	J. Landrews	9-9	32	22	54	0.5-0	.	.	4	2	.	.	.	.
29	C.J. Morgan	8-8	29	24	53	0.5-2	.	1-9	8	.	.	.	.	.
10	Leo Lewis	9-9	20	30	50	4.0-8	1.0-6	.	1	1	2-0	1	.	.
32	Brian Cole II	9-9	34	15	49	7.0-27	2.0-17	1-0	2	2	1-0	1	.	.
5	Chauncey Rivers	9-9	18	10	28	4.5-21	2.5-17	.	2	4	.	.	.	.
3	Cam Dantzler	7-7	20	8	28	1.0-5	0.5-4	2-0	7	.	1-0	1	.	.
42	M. Spencer	9-9	14	11	25	3.0-8	1.0-5	.	1	1	.	2	.	.
1E	Martin Emerson	9-2	12	10	22	1.0-1	.	1-45	1	.	.	1	.	.
52	Kobe Jones	9-0	8	10	18	2.5-5	1.0-4	.	.	1	.	.	.	.
8S	M. Smitherman	6-6	10	4	14	.	.	.	.	1	.	.	.	.
1P	S. Preston Jr.	5-0	9	4	13	.	.	.	1	.	.	.	.	.
43	Fletcher Adams	8-0	7	6	13	2.0-8	1.0-4	.	.	2	.	1	.	.
41	Tim Washington	8-0	6	7	13	2.0-8	1.0-7	.	.	.	.	2	.	.
6	Willie Gay Jr.	3-0	4	8	12	1.5-3	.	1-52	.	1	1-0	.	.	.
84	Jaden Crumedy	9-6	6	6	12	1.0-1	.	.	.	.	.	.	.	.
54	Fabien Lovett	9-9	4	7	11	0.5-2	0.5-2	.	.	.	.	.	.	.
13	Tyler Williams	6-2	5	6	11	.	.	.	3	1	1-0	.	.	.
7M	Marcus Murphy	3-1	4	4	8	.	.	1-32	1	.	.	.	.	.
4	JaVonta Payton	9-0	3	4	7	.	.	.	.	.	.	.	.	.
90	Lee Autry	3-3	2	4	6	2.5-8	0.5-3	.	.	1	.	.	.	.
93	Cameron Young	8-0	2	3	5	1.0-2	.	.	.	.	.	.	.	.
99	James Jackson	8-0	3	2	5	.	.	.	.	.	.	.	.	.
2J	Jarrian Jones	8-1	4	1	5	.	.	.	2	.	1-0	.	.	.
35	Landon Guidry	8-0	1	3	4	.	.	.	.	.	.	.	.	.
48	Scott Goodman	9-0	2	2	4	.	.	.	.	.	.	.	.	.
30	S. Kilby-Lane	7-0	1	3	4	.	.	.	.	.	.	.	.	.
16	Korey Charles	5-0	3	1	4	.	.	.	.	.	.	.	.	.
2A	A. Conner	7-0	4	.	4	.	.	.	.	.	.	.	.	.
2P	N. Pickering	5-0	2	1	3	2.0-8	1.0-7	.	.	.	.	.	.	.
18	Aaron Brule	9-0	1	2	3	.	.	.	.	.	1-0	.	.	.
6B	Paul Blackwell	9-0	2	.	2	.	.	.	.	.	1-0	.	.	.
34	Sherman Timbs	9-0	1	1	2	.	.	.	.	.	.	.	.	.
TM	TEAM	4-0	2	.	2	1.0-5	1.0-5	.	.	.	.	2	.	.
8	Kylin Hill	9-9	2	.	2	.	.	.	.	.	.	.	.	.
63	L. Sharp	5-1	1	.	1	.	.	.	.	.	.	.	.	.
19	Collin Duncan	8-0	1	.	1	.	.	.	.	.	.	.	.	.
7	Tommy Stevens	6-6	1	.	1	.	.	.	.	.	.	.	.	.
79	Evans Wilkerson	9-0	1	.	1	.	.	.	.	.	.	.	.	.
9R	D. Russell	3-0	.	1	1	.	.	.	.	.	.	.	.	.
92	Kendell Jones	6-0	.	1	1	.	.	.	.	.	.	.	.	.
51	Stewart Reese	7-7	1	.	1	.	.	.	.	.	.	1	.	.
2	Dedrick Thomas	9-8	1	.	1	.	.	.	.	.	.	.	.	.
20	Taury Dixon	4-0	1	.	1	.	.	.	.	.	.	.	.	.
6S	Garrett Shrader	7-3	1	.	1	.	.	.	.	.	.	.	.	.
28	Londyn Craft	5-0	.	1	1	.	.	.	.	.	.	.	.	.
38	Fred Peters	9-0	.	.	.	.	.	.	.	1	.	.	.	.
73	Darryl Williams	9-9	.	.	.	.	.	.	.	.	1-4	.	.	.
Total		9	314	256	570	39-125	13-81	7-138	34	22	11-4	12	.	.
Opponents		9	312	318	630	46-187	22-133	9-122	27	15	10-10	8	.	.



2019 Mississippi State Football  
Mississippi State Team Game-by-Game (as of Nov 05, 2019)  
All games

TEAM STATISTICS

		Rushing				Receiving				Passing				Kick Returns				Punt Returns				tot		
Date	Opponent	no.	yds	td	lg	no.	yds	td	lg	cmp	att	int	yds	td	lg	no.	yds	td	lg	no.	yds	td	lg	off
Aug 31	at Louisiana	40	261	3	20	20	236	2	31	20-30-0	236	2	31	3	54	0	22	3	40	0	40		497	
Sep 07	SOUTHERN MISS	41	210	3	22	16	176	2	28	16-21-0	176	2	28	0	0	0	0	1	8	0	8		386	
Sep 14	KANSAS STATE	44	201	2	22	11	151	1	35	11-27-2	151	1	35	4	71	0	24	1	1	0	0		352	
Sep 21	KENTUCKY	40	241	3	49	17	180	0	25	17-22-1	180	0	25	0	0	0	0	0	0	0	0		421	
Sep 28	at Auburn	38	118	1	24	13	216	2	47	13-26-0	216	2	47	1	16	0	0	0	0	0	0		334	
Oct 12	at Tennessee	37	121	0	14	11	146	1	21	11-21-3	146	1	21	1	9	0	9	0	0	0	0		267	
Oct 19	LSU	37	102	1	12	17	238	1	29	17-28-2	238	1	29	1	28	0	28	2	3	0	7		340	
Oct 26	at Texas A&M	38	239	1	39	13	194	3	38	13-30-1	194	3	38	5	95	0	23	1	2	0	0		433	
Nov 02	at Arkansas	57	460	4	62	13	180	2	42	13-19-0	180	2	42	2	27	0	18	1	0	0	0		640	
		372	1953	18	62	131	1717	14	47	131-224-9	1717	14	47	17	300	0	28	9	54	0	40		3670	
Opponents		306	1457	19	52	146	2046	15	65	146-246-7	2046	15	65	31	622	1	100	13	129	0	25		3503	

Games: 9 • Avg/rush: 5.2 • Avg/catch: 13.1 • Pass effic: 135.46 • KR avg: 17.6 • PR avg: 6.0 • All purpose avg/game: 462.4 • Total offense avg/gm: 407.8

Date	Opponent	Tackles				Sacks no-yds	Fumble		Pass Defense			blkd kick	PAT Attempts			off		
		ua	a	total	tfl-yds		ff	fr-yds	int-yds	qbh	brup		kick	rush	rcv	saf	t/o	pts
Aug 31	at Louisiana	61	2	63	3.0-9	1.0-5	2	3-0	1-0	0	2	0	5-5	0	0	0	7	38
Sep 07	SOUTHERN MISS	23	42	65	5.0-20	2.0-12	1	1-0	2-54	3	1	0	5-5	0	0	0	7	38
Sep 14	KANSAS STATE	22	48	70	5.0-15	1.0-10	2	3-4	0-0	3	3	0	3-3	0	0	0	17	24
Sep 21	KENTUCKY	31	28	59	5.0-19	3.0-16	1	0-0	1-52	5	13	0	4-4	0	0	0	7	28
Sep 28	at Auburn	47	16	63	6.0-18	2.0-11	4	3-0	0-0	1	1	0	2-3	0	0	0	0	23
Oct 12	at Tennessee	34	36	70	5.0-13	1.0-5	0	0-0	2-0	0	0	0	1-1	0	0	0	0	10
Oct 19	LSU	30	38	68	6.0-25	3.0-22	1	0-0	0-0	2	7	0	1-1	0	0	0	0	13
Oct 26	at Texas A&M	42	20	62	2.0-3	0.0-0	0	0-0	0-0	5	2	0	3-3	0	0	0	0	30
Nov 02	at Arkansas	24	26	50	2.0-3	0.0-0	1	1-0	1-32	3	5	0	6-6	0	0	0	7	54
		314	256	570	39.0-125	13.0-81	12	11-4	7-138	22	34	0	30-31	0	0	0	45	258
Opponents		312	318	630	46.0-187	22.0-133	8	10-10	9-122	15	27	0	33-34	0	1	0	75	272

		Punting									Field Goals			Kickoffs				
Date	Opponent	no.	yds	avg	long	blkd	tb	fc	50+	i20	md-att	long	blkd	no.	yds	avg	tb	ob
Aug 31	at Louisiana	2	80	40.0	42	0	0	0	0	2	1-2	37	0	7	400	57.1	1	0
Sep 07	SOUTHERN MISS	4	199	49.8	59	0	0	2	2	3	1-2	30	0	7	454	64.9	5	0
Sep 14	KANSAS STATE	6	242	40.3	55	0	0	1	1	0	1-1	47	0	5	310	62.0	2	0
Sep 21	KENTUCKY	3	147	49.0	50	0	2	0	1	0	0-0	0	0	5	295	59.0	3	0
Sep 28	at Auburn	6	250	41.7	51	0	0	0	1	2	1-1	27	0	5	273	54.6	2	0
Oct 12	at Tennessee	4	173	43.2	56	0	0	0	1	0	1-2	51	0	3	176	58.7	1	0
Oct 19	LSU	5	214	42.8	70	0	1	1	1	1	0-0	0	0	3	179	59.7	1	0
Oct 26	at Texas A&M	3	134	44.7	50	0	0	1	1	0	1-1	33	0	6	333	55.5	0	0
Nov 02	at Arkansas	2	86	43.0	50	0	0	1	1	0	2-2	46	0	10	558	55.8	2	0
		35	1525	43.6	70	0	3	6	9	8	8-11	51	0	51	2978	58.4	17	0
Opponents		35	1569	44.8	61	0	7	12	12	12	9-12	49	0	52	3231	62.1	33	1

2019 Mississippi State Football  
Mississippi State Opponent Game-by-Game (as of Nov 05, 2019)  
All games

OPPONENT STATISTICS

		Rushing				Receiving				Passing				Kick Returns				Punt Returns				tot		
Date	Opponent	no.	yds	td	lg	no.	yds	td	lg	cmp	att	int	yds	td	lg	no.	yds	td	lg	no.	yds	td	lg	off
Aug 31	at Louisiana	38	163	3	26	24	267	1	32	24	40	1	267	1	32	6	125	0	30	0	0	0	0	430
Sep 07	SOUTHERN MISS	27	110	0	26	18	234	2	65	18	26	2	234	2	65	2	38	0	26	1	2	0	2	344
Sep 14	KANSAS STATE	35	146	2	17	10	123	1	24	10	18	0	123	1	24	3	124	1	100	4	44	0	25	269
Sep 21	KENTUCKY	28	154	1	31	15	232	0	39	15	42	1	232	0	39	2	22	0	19	1	25	0	25	386
Sep 28	at Auburn	45	217	6	30	18	361	2	48	18	24	0	361	2	48	1	21	0	21	3	34	0	18	578
Oct 12	at Tennessee	44	190	1	23	10	167	1	41	10	14	2	167	1	41	1	14	0	14	1	13	0	13	357
Oct 19	LSU	25	86	0	19	25	327	4	60	25	35	0	327	4	60	2	24	0	22	1	2	0	2	413
Oct 26	at Texas A&M	39	207	4	25	17	234	3	52	17	23	0	234	3	52	6	100	0	21	1	10	0	10	441
Nov 02	at Arkansas	25	184	2	52	9	101	1	32	9	24	1	101	1	32	8	154	0	42	1	-1	0	0	285
		306	1457	19	52	146	2046	15	65	146	246	7	2046	15	65	31	622	1	100	13	129	0	25	3503
	Mississippi State	372	1953	18	62	131	1717	14	47	131	224	9	1717	14	47	17	300	0	28	9	54	0	40	3670

Games: 9 • Avg/rush: 4.8 • Avg/catch: 14.0 • Pass effic: 143.64 • KR avg: 20.1 • PR avg: 9.9 • All purpose avg/game: 486.2 • Total offense avg/gm: 389.2

Date	Opponent	Tackles				Sacks no-yds	Fumble		Pass Defense			blkd kick	PAT Attempts			off		
		ua	a	total	tfl-yds		ff	fr-yds	int-yds	qbh	brup		kick	rush	rcv	saf	t/o	pts
Aug 31	at Louisiana	51	16	67	2.0-7	2.0-7	1	2-0	0-0	1	1	0	4-4	0	0	0	7	28
Sep 07	SOUTHERN MISS	32	46	78	6.0-24	3.0-20	0	0-0	0-0	2	1	0	1-1	0	1	0	0	15
Sep 14	KANSAS STATE	26	58	84	6.0-19	2.0-13	0	1-9	2-39	3	3	0	4-4	0	0	0	10	31
Sep 21	KENTUCKY	36	28	64	4.0-20	2.0-14	1	1-0	1-39	0	4	0	1-1	0	0	0	7	13
Sep 28	at Auburn	37	14	51	5.0-32	2.0-25	2	2-0	0-0	1	5	0	8-8	0	0	0	14	56
Oct 12	at Tennessee	31	28	59	10.0-40	7.0-33	1	0-0	3-35	0	2	0	2-2	0	0	0	3	20
Oct 19	LSU	35	36	71	5.0-15	2.0-6	1	1-1	2-9	4	4	0	3-4	0	0	0	10	36
Oct 26	at Texas A&M	32	32	64	4.0-24	2.0-15	2	2-0	1-0	4	6	0	7-7	0	0	0	21	49
Nov 02	at Arkansas	32	60	92	4.0-6	0.0-0	0	1-0	0-0	0	1	0	3-3	0	0	0	3	24
		312	318	630	46.0-187	22.0-133	8	10-10	9-122	15	27	0	33-34	0	1	0	75	272
Mississippi State		314	256	570	39.0-125	13.0-81	12	11-4	7-138	22	34	0	30-31	0	0	0	45	258

		Punting									Field Goals			Kickoffs				
Date	Opponent	no.	yds	avg	long	blkd	tb	fc	50+	i20	md-att	long	blkd	no.	yds	avg	tb	ob
Aug 31	at Louisiana	3	133	44.3	46	0	0	0	0	1	0-0	0	0	5	262	52.4	1	1
Sep 07	SOUTHERN MISS	5	170	34.0	43	0	0	1	0	0	0-1	0	0	3	195	65.0	3	0
Sep 14	KANSAS STATE	5	253	50.6	61	0	2	2	3	1	1-1	35	0	6	357	59.5	2	0
Sep 21	KENTUCKY	3	154	51.3	56	0	2	1	2	1	2-4	40	0	4	260	65.0	4	0
Sep 28	at Auburn	1	43	43.0	43	0	0	1	0	0	0-0	0	0	9	583	64.8	8	0
Oct 12	at Tennessee	4	185	46.2	57	0	1	2	2	2	2-2	49	0	4	260	65.0	3	0
Oct 19	LSU	5	233	46.6	57	0	1	1	2	2	3-3	25	0	8	518	64.8	7	0
Oct 26	at Texas A&M	3	136	45.3	58	0	0	1	1	3	0-0	0	0	8	503	62.9	3	0
Nov 02	at Arkansas	6	262	43.7	59	0	1	3	2	2	1-1	40	0	5	293	58.6	2	0
		35	1569	44.8	61	0	7	12	12	12	9-12	49	0	52	3231	62.1	33	1
Mississippi State		35	1525	43.6	70	0	3	6	9	8	8-11	51	0	51	2978	58.4	17	0

## Mississippi State Inside Opponent Red-Zone

28 of 33 (84.8%)

30 of 37 (81.1%)

2019 Mississippi State Football  
Mississippi State By-Quarter Statistics (as of Nov 05, 2019)  
All games

3rd-Down Conversions

Date	Opponent	Score	Overall		1st Qtr		2nd Qtr		3rd Qtr		4th Qtr		Overtime	
Aug 31, 2019	at Louisiana	W 38-28	4-9	44.4	1-2	50.0	2-3	66.7	1-2	50.0	0-2	0.0		
Sep 07, 2019	SOUTHERN MISS	W 38-15	3-9	33.3	1-1	100.0	0-2	0.0	1-2	50.0	1-4	25.0		
Sep 14, 2019	KANSAS STATE	L 24-31	4-14	28.6	0-2	0.0	2-4	50.0	2-4	50.0	0-4	0.0		
Sep 21, 2019	KENTUCKY	W 28-13	6-10	60.0	2-3	66.7	1-1	100.0	2-4	50.0	1-2	50.0		
Sep 28, 2019	at Auburn	L 23-56	3-12	25.0	1-4	25.0	1-3	33.3	0-2	0.0	1-3	33.3		
Oct 12, 2019	at Tennessee	L 10-20	5-12	41.7	1-3	33.3	2-3	66.7	1-3	33.3	1-3	33.3		
Oct 19, 2019	LSU	L 13-36	3-12	25.0	2-4	50.0	1-2	50.0	0-3	0.0	0-3	0.0		
Oct 26, 2019	at Texas A&M	L 30-49	4-11	36.4	0-3	0.0	0-3	0.0	3-3	100.0	1-2	50.0		
Nov 02, 2019	at Arkansas	W 54-24	8-13	61.5	1-2	50.0	2-5	40.0	2-2	100.0	3-4	75.0		
Mississippi State			40-102	39.2	9-24	37.5	11-26	42.3	12-25	48.0	8-27	29.6	0-0	0.0
Opponents			36-100	36.0	11-25	44.0	10-29	34.5	7-20	35.0	8-26	30.8	0-0	0.0

4th-Down Conversions

Date	Opponent	Score	Overall		1st Qtr		2nd Qtr		3rd Qtr		4th Qtr		Overtime	
Aug 31, 2019	at Louisiana	W 38-28	0-1	0.0	0-1	0.0	0-0	0.0	0-0	0.0	0-0	0.0		
Sep 07, 2019	SOUTHERN MISS	W 38-15	0-0	0.0	0-0	0.0	0-0	0.0	0-0	0.0	0-0	0.0		
Sep 14, 2019	KANSAS STATE	L 24-31	0-1	0.0	0-0	0.0	0-0	0.0	0-0	0.0	0-1	0.0		
Sep 21, 2019	KENTUCKY	W 28-13	0-0	0.0	0-0	0.0	0-0	0.0	0-0	0.0	0-0	0.0		
Sep 28, 2019	at Auburn	L 23-56	1-2	50.0	1-1	100.0	0-0	0.0	0-0	0.0	0-1	0.0		
Oct 12, 2019	at Tennessee	L 10-20	1-1	100.0	0-0	0.0	0-0	0.0	0-0	0.0	1-1	100.0		
Oct 19, 2019	LSU	L 13-36	0-2	0.0	0-1	0.0	0-0	0.0	0-0	0.0	0-1	0.0		
Oct 26, 2019	at Texas A&M	L 30-49	2-2	100.0	0-0	0.0	1-1	100.0	0-0	0.0	1-1	100.0		
Nov 02, 2019	at Arkansas	W 54-24	1-1	100.0	1-1	100.0	0-0	0.0	0-0	0.0	0-0	0.0		
Mississippi State			5-10	50.0	2-4	50.0	1-1	100.0	0-0	0.0	2-5	40.0	0-0	0.0
Opponents			4-9	44.4	0-2	0.0	0-1	0.0	2-2	100.0	2-4	50.0	0-0	0.0

Time of Possession

Date	Opponent	Score	Overall		1st Qtr		2nd Qtr		3rd Qtr		4th Qtr		Overtime	
Aug 31, 2019	at Louisiana	W 38-28	30:37		10:04		7:58		7:59		4:36			
Sep 07, 2019	SOUTHERN MISS	W 38-15	33:46		6:59		5:22		10:47		10:38			
Sep 14, 2019	KANSAS STATE	L 24-31	33:05		5:56		9:25		11:24		6:20			
Sep 21, 2019	KENTUCKY	W 28-13	33:06		5:52		9:44		10:42		6:48			
Sep 28, 2019	at Auburn	L 23-56	32:35		10:25		7:40		7:25		7:05			
Oct 12, 2019	at Tennessee	L 10-20	26:58		7:27		8:28		5:07		5:56			
Oct 19, 2019	LSU	L 13-36	34:21		9:41		8:03		7:47		8:50			
Oct 26, 2019	at Texas A&M	L 30-49	28:12		5:53		8:33		6:49		6:57			
Nov 02, 2019	at Arkansas	W 54-24	40:09		12:09		8:23		7:12		12:25			
Mississippi State			Total	292:49	74:26		73:36		75:12		69:35		0:00	
			Avg.	32:32	8:16		8:10		8:21		7:43		0:00	
Opponents			Total	247:04	60:34		61:24		59:48		65:18		0:00	
			Avg.	27:27	6:43		6:49		6:38		7:15		0:00	

2019 Mississippi State Football  
Mississippi State Games Played (as of Nov 05, 2019)  
All games

[illegible]

2019 Mississippi State Football  
Mississippi State Games Played (as of Nov 05, 2019)  
All games

##	PLAYER	GP-GS	LA	USM	KS	UK	AU	UT	LSU	TAMU	AR
29	C.J. Morgan	8/8	START	START	START	START	START	START	START	START	...
7M	Marcus Murphy	3/1	...	...	...	XXX	...	XXX	...	...	START
17	Aaron Odom	1/-	XXX	...	...	...	...	...	...	...	...
56	Dareuan Parker	7/7	START	...	...	START	START	START	START	START	START
4	JaVonta Payton	9/-	XXX	XXX	XXX	XXX	XXX	XXX	XXX	XXX	XXX
74	Nick Pendley	1/-	...	...	...	...	...	...	...	...	XXX
38	Fred Peters	9/-	XXX	XXX	XXX	XXX	XXX	XXX	XXX	XXX	XXX
78	Tyre Phillips	9/9	START	START	START	START	START	START	START	START	START
2P	N. Pickering	5/-	...	XXX	...	...	XXX	...	XXX	XXX	XXX
23	J.P. Purvis	4/-	...	XXX	XXX	XXX	XXX	...	...	...	...
51	Stewart Reese	7/7	START	START	START	START	START	START	START	...	...
5	Chauncey Rivers	9/9	START	START	START	START	START	START	START	START	START
3R	Robert Rivers	1/-	...	XXX	...	...	...	...	...	...	...
9R	D. Russell	3/-	...	XXX	XXX	...	...	XXX	...	...	...
27	K. Schexnayder	9/-	XXX	XXX	XXX	XXX	XXX	XXX	XXX	XXX	XXX
63	L. Sharp	5/1	XXX	XXX	XXX	...	...	...	...	XXX	START
6S	Garrett Shrader	7/3	...	XXX	XXX	START	XXX	XXX	START	START	...
8S	M. Smitherman	6/6	START	START	START	START	START	START	...	...	...
42	M. Spencer	9/9	START	START	START	START	START	START	START	START	START
1S	G. Spivey	9/1	XXX	XXX	XXX	START	XXX	XXX	XXX	XXX	XXX
7	Tommy Stevens	6/6	START	START	START	...	START	START	...	...	START
75	Michael Story	8/1	...	XXX	XXX	XXX	XXX	XXX	XXX	START	XXX
77	Cordavien Suggs	1/-	...	...	...	...	...	...	...	...	XXX
2	Dedrick Thomas	9/8	START	START	START	XXX	START	START	START	START	START
40	Erroll Thompson	9/9	START	START	START	START	START	START	START	START	START
34	Sherman Timbs	9/-	XXX	XXX	XXX	XXX	XXX	XXX	XXX	XXX	XXX
88	Powers Warren	1/-	...	XXX	...	...	...	...	...	...	...
50	Tim Washington	8/-	XXX	XXX	XXX	XXX	XXX	...	XXX	XXX	XXX
14	N. Watson	5/-	XXX	...	...	...	XXX	...	XXX	XXX	XXX
79	Evans Wilkerson	9/-	XXX	XXX	XXX	XXX	XXX	XXX	XXX	XXX	XXX
85	Austin Williams	9/-	XXX	XXX	XXX	XXX	XXX	XXX	XXX	XXX	XXX
73	Darryl Williams	9/9	START	START	START	START	START	START	START	START	START
13	Tyler Williams	6/2	XXX	XXX	START	XXX	...	...	...	XXX	START
22	L. Witherspoon	7/-	...	XXX	XXX	XXX	XXX	...	XXX	XXX	XXX
93	Cameron Young	8/-	...	XXX	XXX	XXX	XXX	XXX	XXX	XXX	XXX
12	Isaiah Zuber	9/2	XXX	XXX	XXX	START	XXX	START	XXX	XXX	XXX



2019 Mississippi State Football  
Mississippi State Total Tackles Game-by-Game (as of Nov 05, 2019)  
All games

Total Tackles	UA-A	Total	LA	USM	KS	UK	AU	UT	LSU	TAMU	AR
Erroll Thompson	29-34	63	9-1	1-3	1-8	4-3	1-0	5-8	3-4	2-2	3-5
J. Landrews	32-22	54	8-0	4-3	4-5	4-3	1-1	2-2	3-5	6-2	0-1
C.J. Morgan	29-24	53	7-0	2-4	3-3	3-6	4-4	5-4	2-3	3-0	DNP
Leo Lewis	20-30	50	6-0	0-5	1-11	2-1	7-1	2-1	2-5	0-4	0-2
Brian Cole II	34-15	49	3-0	5-2	4-2	2-3	4-0	3-2	5-2	6-3	2-1
Cam Dantzler	20-8	28	7-0	1-0	DNP	4-1	1-0	1-1	3-4	DNP	3-2
Chauncey Rivers	18-10	28	4-0	1-1	1-3	2-1	2-0	2-3	1-1	5-0	0-1
M. Spencer	14-11	25	3-0	3-1	0-1	1-1	1-2	0-1	0-2	6-0	0-3
Martin Emerson	12-10	22	1-0	-	1-1	1-1	4-2	0-1	1-4	1-1	3-0
Kobe Jones	8-10	18	1-1	0-2	0-1	0-3	3-0	1-2	1-1	1-0	1-0
M. Smitherman	10-4	14	1-0	1-2	1-1	1-0	2-0	4-1	DNP	DNP	DNP
S. Preston Jr.	9-4	13	DNP	DNP	DNP	DNP	3-0	-	2-3	4-1	-
Fletcher Adams	7-6	13	-	2-2	-	1-1	1-0	1-0	1-2	1-1	DNP
Tim Washington	6-7	13	-	-	1-5	1-1	4-0	DNP	-	0-1	-
Willie Gay Jr.	4-8	12	DNP	DNP	DNP	1-1	DNP	1-4	DNP	DNP	2-3
Jaden Crumedy	6-6	12	3-0	0-1	0-2	-	3-0	0-1	0-1	0-1	-
Fabien Lovett	4-7	11	1-0	0-2	-	0-1	0-1	1-3	-	1-0	1-0
Tyler Williams	5-6	11	-	1-2	0-3	2-1	DNP	DNP	DNP	1-0	1-0
Marcus Murphy	4-4	8	DNP	DNP	DNP	-	DNP	-	DNP	DNP	4-4
JaVonta Payton	3-4	7	1-0	0-1	0-1	-	0-1	-	1-0	0-1	1-0
Lee Autry	2-4	6	DNP	0-2	DNP	1-0	DNP	1-2	DNP	DNP	DNP
Jarrian Jones	4-1	5	1-0	0-1	-	-	2-0	-	1-0	-	DNP
James Jackson	3-2	5	1-0	-	-	-	1-1	1-0	0-1	-	DNP
Cameron Young	2-3	5	DNP	1-1	0-1	-	0-1	-	-	1-0	-
S. Kilby-Lane	1-3	4	-	0-2	-	DNP	-	-	DNP	1-0	0-1
Korey Charles	3-1	4	1-0	1-0	DNP	DNP	DNP	DNP	-	1-1	-
Landon Guidry	1-3	4	-	0-2	-	-	0-1	-	-	1-0	DNP
A. Conner	4-0	4	1-0	-	2-0	-	DNP	-	1-0	-	DNP
Scott Goodman	2-2	4	-	0-1	-	-	-	-	-	-	2-1
Aaron Brule	1-2	3	-	0-1	-	-	0-1	1-0	-	-	-
N. Pickering	2-1	3	DNP	-	DNP	DNP	1-0	DNP	1-0	0-1	-
TEAM	2-0	2	1-0	-	-	-	1-0	-	-	-	-
Sherman Timbs	1-1	2	-	-	-	-	-	1-0	-	0-1	-
Paul Blackwell	2-0	2	-	-	-	-	1-0	-	-	1-0	-
Kylin Hill	2-0	2	-	-	1-0	1-0	-	-	-	-	-
Londyn Craft	0-1	1	-	DNP	-	DNP	DNP	-	-	DNP	0-1
L. Sharp	1-0	1	-	-	1-0	DNP	DNP	DNP	DNP	-	-
Garrett Shrader	1-0	1	DNP	-	-	-	-	-	1-0	-	DNP
Dedrick Thomas	1-0	1	-	-	-	-	-	-	1-0	-	-
Kendell Jones	0-1	1	-	-	-	DNP	-	DNP	-	DNP	0-1
Taury Dixon	1-0	1	1-0	-	-	DNP	DNP	DNP	-	DNP	DNP
D. Russell	0-1	1	DNP	0-1	-	DNP	DNP	-	DNP	DNP	DNP
Stewart Reese	1-0	1	-	-	1-0	-	-	-	-	DNP	DNP
Evans Wilkerson	1-0	1	-	-	-	-	-	1-0	-	-	-
Tommy Stevens	1-0	1	-	-	-	DNP	-	1-0	DNP	DNP	-
Collin Duncan	1-0	1	-	-	-	-	-	DNP	-	-	1-0

2019 Mississippi State Football  
Mississippi State Passing Game-by-Game (as of Nov 05, 2019)  
All games

#6S Garrett Shrader	Comp	Att	Int	Pct	Yards	TD	Long	Sacked	Effic
Southern Miss	7	11	0	63.6	71	0	17	1-7	117.85
Kansas State	4	12	0	33.3	51	0	26	0-0	69.03
Kentucky	17	22	1	77.3	180	0	25	2-14	136.91
Auburn	12	23	0	52.2	209	2	47	1-9	157.20
Tennessee	5	10	1	50.0	79	1	21	4-21	129.36
LSU	17	28	2	60.7	238	1	29	2-6	129.61
Texas A&M	13	30	1	43.3	194	3	38	2-15	123.99
TOTALS	75	136	5	55.1	1022	7	47	12-72	127.90

#7 Tommy Stevens	Comp	Att	Int	Pct	Yards	TD	Long	Sacked	Effic
Louisiana	20	30	0	66.7	236	2	31	2-7	154.75
Southern Miss	9	10	0	90.0	105	2	28	2-13	244.20
Kansas State	7	15	2	46.7	100	1	35	2-13	98.00
Auburn	1	3	0	33.3	7	0	7	1-16	52.93
Tennessee	6	11	2	54.5	67	0	19	3-12	69.35
Arkansas	12	18	0	66.7	172	2	42	0-0	183.60
TOTALS	55	87	4	63.2	687	7	42	10-61	146.91

#1B Logan Burnett	Comp	Att	Int	Pct	Yards	TD	Long	Sacked	Effic
Arkansas	1	1	0	100.0	8	0	8	0-0	167.20
TOTALS	1	1	0	100.0	8	0	8	0-0	167.20

2019 Mississippi State Football  
Mississippi State Rushing/Receiving Game-by-Game (as of Nov 05, 2019)  
All games

RUSHING	No-Yds/TD	LA	USM	KS	UK	AU	UT	LSU	TAMU	AR
Kylin Hill	176-1027/9	27-197/1	14-123/1	24-111/0	26-120/3	17-45/0	11-13/0	15-34/0	21-150/1	21-234/3
Garrett Shrader	92-504/3	DNP	9-16/0	10-82/1	11-125/0	16-89/1	13-62/0	19-66/1	14-64/0	DNP
Nick Gibson	27-213/3	2-27/1	5-31/1	DNP	DNP	1--1/0	2-5/0	2--3/0	3-25/0	12-129/1
Tommy Stevens	49-126/2	11-37/1	6-0/0	7-5/1	DNP	1--16/0	9-26/0	DNP	DNP	15-74/0
L. Witherspoon	17-71/1	DNP	7-40/1	3-4/0	-	2-3/0	DNP	-	-	5-24/0
JaVonta Payton	1-11/0	-	-	-	-	-	1-11/0	-	-	-
Dedrick Thomas	1-5/0	-	-	-	-	-	-	1-5/0	-	-
Malik Dear	3-4/0	-	-	-	1-0/0	-	-	-	-	2-4/0
Isaiah Zuber	2-2/0	-	-	-	-	-	1-4/0	-	-	1--2/0
TEAM	4--9/0	-	DNP	DNP	2--4/0	1--2/0	DNP	DNP	DNP	1--3/0

RECEIVING	No-Yds/TD	LA	USM	KS	UK	AU	UT	LSU	TAMU	AR
Osirus Mitchell	26-377/5	6-88/1	2-46/1	5-74/1	4-36/0	2-33/1	5-58/0	-	1-9/0	1-33/1
Dedrick Thomas	20-307/1	2-19/0	1-12/0	2-32/0	2-46/0	2-22/0	3-43/1	3-31/0	3-43/0	2-59/0
Stephen Guidry	19-278/4	4-36/0	3-32/1	-	DNP	1-9/1	2-36/0	6-98/1	2-59/1	1-8/0
Isaiah Zuber	14-211/2	1-14/0	2-23/0	-	3-16/0	1-20/0	-	3-53/0	3-58/2	1-27/0
Farrod Green	13-151/1	1-3/0	-	1-13/0	3-20/0	3-69/0	1-9/0	1-11/0	2-23/0	1-3/1
Austin Williams	8-104/1	3-43/1	1-13/0	-	1-20/0	-	-	-	1-10/0	2-18/0
Kylin Hill	10-68/0	1-10/0	2-19/0	2-20/0	-	2-21/0	-	1-5/0	1--8/0	1-1/0
JaVonta Payton	5-63/0	1-9/0	1-10/0	-	2-14/0	1-30/0	-	-	-	-
Malik Dear	3-36/0	-	-	-	2-28/0	-	-	-	-	1-8/0
Dontea Jones	4-35/0	1-14/0	2-9/0	1-12/0	-	-	DNP	-	-	-
Nick Gibson	1-24/0	-	-	DNP	DNP	-	-	1-24/0	-	-
G. Spivey	2-19/0	-	-	-	-	1-12/0	-	-	-	1-7/0
L. Witherspoon	2-16/0	DNP	-	-	-	-	DNP	2-16/0	-	-
Brad Cumbest	2-16/0	DNP	-	-	-	-	-	-	-	2-16/0
Cameron Gardner	1-7/0	-	1-7/0	-	-	-	-	-	-	-
Robert Rivers	1-5/0	DNP	1-5/0	DNP	DNP	DNP	DNP	DNP	DNP	DNP

2019 Mississippi State Football  
Mississippi State Return Stats Game-by-Game (as of Nov 05, 2019)  
All games

PUNT RETURNS	No-Yds	LA	USM	KS	UK	AU	UT	LSU	TAMU	AR
Malik Dear	7-52	2-40	1-8	1-1	-	-	-	2-3	-	1-0
Isaiah Zuber	1-2	-	-	-	-	-	-	-	1-2	-
Taury Dixon	1-0	1-0	-	-	DNP	DNP	DNP	-	DNP	DNP

KICK RETURNS	No-Yds	LA	USM	KS	UK	AU	UT	LSU	TAMU	AR
Isaiah Zuber	9-171	2-36	-	-	-	-	-	1-28	4-80	2-27
JaVonta Payton	3-56	-	-	2-40	-	1-16	-	-	-	-
Brian Cole II	3-44	1-18	-	1-17	-	-	1-9	-	-	-
L. Witherspoon	1-15	DNP	-	-	-	-	DNP	-	1-15	-
Deddrick Thomas	1-14	-	-	1-14	-	-	-	-	-	-

INT. RETURNS	No-Yds	LA	USM	KS	UK	AU	UT	LSU	TAMU	AR
Cam Dantzler	2-0	1-0	-	DNP	-	-	1-0	-	DNP	-
Brian Cole II	1-0	-	-	-	-	-	1-0	-	-	-
Marcus Murphy	1-32	DNP	DNP	DNP	-	DNP	-	DNP	DNP	1-32
Willie Gay Jr.	1-52	DNP	DNP	DNP	1-52	DNP	-	DNP	DNP	-
Martin Emerson	1-45	-	1-45	-	-	-	-	-	-	-
C.J. Morgan	1-9	-	1-9	-	-	-	-	-	-	DNP

FUMBLE RETURNS	No-Yds	LA	USM	KS	UK	AU	UT	LSU	TAMU	AR
Darryl Williams	1-4	-	-	1-4	-	-	-	-	-	-

2019 Mississippi State Football  
Mississippi State Sacks Game-by-Game (as of Nov 05, 2019)  
All games

SACKS	UA-A	Total	LA	USM	KS	UK	AU	UT	LSU	TAMU	AR
Chauncey Rivers	2-1	2.5	-	-	-	1.0-5	-	-	1.5-12	-	-
Brian Cole II	2-0	2.0	-	1.0-7	1.0-10	-	-	-	-	-	-
M. Spencer	1-0	1.0	-	1.0-5	-	-	-	-	-	-	-
Leo Lewis	1-0	1.0	-	-	-	-	-	-	1.0-6	-	-
N. Pickering	1-0	1.0	DNP	-	DNP	DNP	1.0-7	DNP	-	-	-
Kobe Jones	1-0	1.0	-	-	-	-	1.0-4	-	-	-	-
Tim Washington	1-0	1.0	-	-	-	1.0-7	-	DNP	-	-	-
TEAM	1-0	1.0	1.0-5	-	-	-	-	-	-	-	-
Fletcher Adams	1-0	1.0	-	-	-	1.0-4	-	-	-	-	DNP
Lee Autry	0-1	0.5	DNP	-	DNP	-	DNP	0.5-3	DNP	DNP	DNP
Fabien Lovett	0-1	0.5	-	-	-	-	-	0.5-2	-	-	-
Cam Dantzler	0-1	0.5	-	-	DNP	-	-	-	0.5-4	DNP	-

2019 Mississippi State Football  
Mississippi State Tackle For Loss Game-by-Game (as of Nov 05, 2019)  
All games

TACKLES FOR LOSS	UA-A	Total	LA	USM	KS	UK	AU	UT	LSU	TAMU	AR
Brian Cole II	6-2	7.0	1.0-3	2.5-10	2.0-12	-	-	1.0-2	0.5-0	-	-
Chauncey Rivers	3-3	4.5	1.0-1	-	0.5-1	1.0-5	-	0.5-2	1.5-12	-	-
Leo Lewis	2-4	4.0	-	0.5-0	0.5-0	-	1.0-1	-	1.5-7	-	0.5-0
M. Spencer	2-2	3.0	-	1.0-5	0.5-1	-	-	-	-	1.0-1	0.5-1
Lee Autry	1-3	2.5	DNP	0.5-3	DNP	1.0-1	DNP	1.0-4	DNP	DNP	DNP
Kobe Jones	2-1	2.5	-	-	-	-	1.0-4	1.0-1	0.5-0	-	-
Tim Washington	1-2	2.0	-	-	1.0-1	1.0-7	-	DNP	-	-	-
Fletcher Adams	2-0	2.0	-	-	-	1.0-4	1.0-4	-	-	-	DNP
N. Pickering	2-0	2.0	DNP	-	DNP	DNP	1.0-7	DNP	1.0-1	-	-
Erroll Thompson	0-3	1.5	-	-	-	-	-	1.0-2	0.5-1	-	-
Willie Gay Jr.	1-1	1.5	DNP	DNP	DNP	1.0-2	DNP	-	DNP	DNP	0.5-1
Jaden Crumedy	1-0	1.0	-	-	-	-	1.0-1	-	-	-	-
Cam Dantzler	0-2	1.0	-	-	DNP	-	-	-	0.5-4	DNP	0.5-1
TEAM	1-0	1.0	1.0-5	-	-	-	-	-	-	-	-
Martin Emerson	1-0	1.0	-	-	-	-	1.0-1	-	-	-	-
Cameron Young	1-0	1.0	DNP	-	-	-	-	-	-	1.0-2	-
C.J. Morgan	0-1	0.5	-	0.5-2	-	-	-	-	-	-	DNP
Fabien Lovett	0-1	0.5	-	-	-	-	-	0.5-2	-	-	-
J. Landrews	0-1	0.5	-	-	0.5-0	-	-	-	-	-	-



2019 Mississippi State Football  
Mississippi State Fumbles Game-by-Game (as of Nov 05, 2019)  
All games

FUMBLES	No-Lost	LA	USM	KS	UK	AU	UT	LSU	TAMU	AR
Garrett Shrader	4-2	DNP	-	-	1-1	2-1	1-0	-	-	DNP
Nick Gibson	2-2	-	-	DNP	DNP	-	-	1-1	1-1	-
Tommy Stevens	2-2	1-1	-	1-1	DNP	-	-	DNP	DNP	-
Malik Dear	2-1	-	-	1-0	-	-	-	-	-	1-1
Taury Dixon	1-1	1-1	-	-	DNP	DNP	DNP	-	DNP	DNP
Isaiah Zuber	1-0	-	-	-	-	-	-	-	1-0	-
Stephen Guidry	1-1	-	-	-	DNP	-	-	-	1-1	-
JaVonta Payton	1-1	-	-	-	-	1-1	-	-	-	-

FUMBLES FORCED	Number	LA	USM	KS	UK	AU	UT	LSU	TAMU	AR
Tim Washington	2	-	-	-	-	2	DNP	-	-	-
TEAM	2	1	DNP	DNP	-	1	DNP	DNP	DNP	-
M. Spencer	2	1	1	-	-	-	-	-	-	-
Fletcher Adams	1	-	-	-	1	-	-	-	-	DNP
Leo Lewis	1	-	-	-	-	1	-	-	-	-
Brian Cole II	1	-	-	1	-	-	-	-	-	-
Martin Emerson	1	-	-	-	-	-	-	-	-	1
Cam Dantzler	1	-	-	DNP	-	-	-	1	DNP	-
Stewart Reese	1	-	-	1	-	-	-	-	DNP	DNP

FUMBLES RECOVERED	Number	LA	USM	KS	UK	AU	UT	LSU	TAMU	AR
Leo Lewis	2	-	-	-	-	2	-	-	-	-
Darryl Williams	1	-	-	1	-	-	-	-	-	-
Tyler Williams	1	-	1	-	-	DNP	DNP	DNP	-	-
Willie Gay Jr.	1	DNP	DNP	DNP	-	DNP	-	DNP	DNP	1
Paul Blackwell	1	-	-	1	-	-	-	-	-	-
Aaron Brule	1	-	-	-	-	1	-	-	-	-
Brian Cole II	1	1	-	-	-	-	-	-	-	-
Cam Dantzler	1	1	-	DNP	-	-	-	-	DNP	-
Jarrian Jones	1	-	-	1	-	-	-	-	-	DNP
Erroll Thompson	1	1	-	-	-	-	-	-	-	-



## FLETCHER ADAMS

Defensive End

Senior • 6-2 • 265

Brandon, Miss. (Brandon)

Major: Interdisciplinary Studies

43

- Veteran defensive end who is in his fifth year with the program
- Saw his first career action in 2016 after redshirting in 2015
- Played in 45 career games with eight starts
- Recorded 75 career tackles, including 8.0 TFLs
- Against **Kentucky (9/21)**, recorded a sack for the second time in his career and the first since Kansas State last season and also forced a fumble for the second time as a Bulldog
- Collected a TFL **at #7 Auburn (9/28)**, marking his second straight game with a TFL
- Highest output in SEC game came vs. **#2 LSU (10/19)** as he tallied three tackles and one quarterback hurry ... Led all MSU defensive linemen in tackles vs. the Tigers
- Tallied two tackles and one quarterback hurry **at Texas A&M (10/26)** before exiting in the second half due to a season-ending lower body injury
- Underwent surgery for a season-ending lower body injury on Oct. 28

### ADAMS' CAREER DEFENSIVE STATS

YEAR	G/S	UA	A	TT	TFL-YDS	SACKS-YDS	INT	PBU	FF	FR
2016	11/0	4	12	16	0.5-2	0.0-0	0	0	0	0
2017	13/6	9	17	26	3.5-15	0.5-2	0	1	1	0
2018	13/2	7	13	20	2.0-10	1.0-8	0	0	0	0
2019	8/0	7	6	13	2.0-8	1.0-4	0	0	1	0
<b>TOTAL</b>	<b>45/8</b>	<b>27</b>	<b>48</b>	<b>75</b>	<b>8.0-35</b>	<b>2.5-14</b>	<b>0</b>	<b>1</b>	<b>2</b>	<b>0</b>

### ADAMS' 2019 GAME-BY-GAME DEFENSIVE STATS

OPPONENT	G/S	UA	A	TT	TFL-YDS	SACKS-YDS	INT	PBU	FF	FR
at Louisiana	1/0	0	0	0	0.0-0	0.0-0	0	0	0	0
Southern Miss	1/0	2	2	4	0.0-0	0.0-0	0	0	0	0
Kansas State	1/0	0	0	0	0.0-0	0.0-0	0	0	0	0
Kentucky	1/0	1	1	2	1.0-4	1.0-4	0	0	1	0
at Auburn	1/0	1	0	1	1.0-4	0.0-0	0	0	0	0
at Tennessee	1/0	1	0	1	0.0-0	0.0-0	0	0	0	0
LSU	1/0	1	2	3	0.0-0	0.0-0	0	0	0	0
at Texas A&M	1/0	1	1	2	0.0-0	0.0-0	0	0	0	0
at Arkansas					---	---				
Alabama										
Abilene Christian										
Ole Miss										
<b>TOTAL</b>	<b>8/0</b>	<b>7</b>	<b>6</b>	<b>13</b>	<b>2.0-8</b>	<b>1-4</b>	<b>0</b>	<b>0</b>	<b>1</b>	<b>0</b>



## LOGAN BURNETT

Quarterback

Junior • 6-2 • 200

Pelham, Ala. (Bessemer Academy)

Major: Management

17

- A walk-on quarterback who provides depth at signal caller and the scout team
- Has seen playing time in six career contests and two this season
- Completed two career passes for 33 yards and has rushed once for three yards
- Made 2019 season debut in the second half **vs. Southern Miss (9/7)**, replacing true freshman Garrett Shrader for a snap after Shrader's helmet came off during the drive
- Saw his second action of the season in fourth quarter **at Arkansas (11/2)**, completing an 8-yard pass to Malik Dear in the final minute

### BURNETT'S CAREER PASSING/RUSHING STATS

YEAR	G/S	CMP	ATT	INT	PCT	YDS	TD	LG	RUSH	YDS	TD	LG
2017	2/0	0	0	0	.000	0	0	0	0	0	0	0
2018	2/0	1	1	0	1.000	25	0	25	1	3	0	3
2019	2/0	1	1	0	1.000	8	0	8	0	0	0	0
<b>TOTAL</b>	<b>6/0</b>	<b>2</b>	<b>2</b>	<b>0</b>	<b>1.000</b>	<b>33</b>	<b>0</b>	<b>25</b>	<b>1</b>	<b>3</b>	<b>0</b>	<b>3</b>

### BURNETT'S 2019 GAME-BY-GAME PASSING/RUSHING STATS

OPPONENT	G/S	CMP	ATT	INT	PCT	YDS	TD	LG	RUSH	YDS	TD	LG
at Louisiana					---	---						
Southern Miss	1/0	0	0	0	.000	0	0	0	0	0	0	0
Kansas State					---	---						
Kentucky					---	---						
at Auburn					---	---						
at Tennessee					---	---						
LSU					---	---						
at Texas A&M					---	---						
at Arkansas	1/0	1	1	0	1.000	8	0	8	0	0	0	0
Alabama												
Abilene Christian												
Ole Miss												
<b>TOTAL</b>	<b>2/0</b>	<b>1</b>	<b>1</b>	<b>0</b>	<b>1.000</b>	<b>8</b>	<b>0</b>	<b>8</b>	<b>0</b>	<b>0</b>	<b>0</b>	<b>0</b>



## JACE CHRISTMANN

### Kicker

Junior • 6-0 • 200

Houston, Texas (Memorial)

Major: Petroleum Engineering

# 47


- Walk-on kicker who has solidified himself as one of the best at his position in the SEC
- Earned 2017 Freshman All-America and All-SEC honors with his accuracy
- For his career, is 31-of-39 on field goals and 108-of-109 on PATs
- Career-long field goal made is 51 yards
- His career field goal percentage of .795 is second in MSU career history behind only Brent Smith (2002-03, .800)
- Sixth in program history with 31 career field goals made, one shy of tying for fifth
- Owns the school record in career PATs made (108) and attempted (109)
- Converted a 47-yard FG early in the fourth quarter **vs. Kansas State (9/14)**
- His streak of consecutive made PATs came to a close **at #7 Auburn (9/28)** with 95 consecutive PATs made, an MSU career record
- Converted a career-long 51-yard FG attempt in the second quarter **at Tennessee (10/12)**, the first 50+ yard FG made by an MSU player since 2002
- In return to home state of Texas, drilled a 33-yard field goal in the second quarter **at Texas A&M (10/26)** and became just the second player in MSU history to convert over 100 PATs in a career with three on the day
- Shattered the MSU career record for PATs and became just the sixth player in school history with over 30 field goals made with his performance **at Arkansas (11/3)**
- Culminated a 7:23 drive in the fourth quarter against the Razorbacks with a 46-yarder and had a 26-yarder along with a perfect 6-of-6 on PATs
- Heads into the Alabama game having converted his last three field goal attempts

### CHRISTMANN'S CAREER KICKING STATS

YEAR	G	ALL	1-19	20-29	30-39	40-49	50+	LG	BLK	PAT
2017	13	12-14	0-0	6-6	3-3	3-5	0	45	0	42-42
2018	13	12-16	2-2	2-2	4-5	4-7	0	47	0	41-41
2019	8	7-9	0-0	2-2	2-3	2-3	1	51	0	25-26
<b>TOTAL</b>	<b>34</b>	<b>31-39</b>	<b>2-2</b>	<b>10-10</b>	<b>9-11</b>	<b>9-15</b>	<b>1</b>	<b>51</b>	<b>0</b>	<b>108-109</b>

### CHRISTMANN'S 2019 GAME-BY-GAME KICKING STATS

OPPONENT	MADE	MISSED	PAT
at Louisiana	---	DNP---	
Southern Miss	30	43	5-5
Kansas State	47	---	3-3
Kentucky	---	---	4-4
at Auburn	27	---	2-3
at Tennessee	51	36	1-1
LSU	---	---	1-1
at Texas A&M	33	---	3-3
at Arkansas	26, 46	---	6-6
Alabama			
Abilene Christian			
Ole Miss			
<b>TOTAL</b>	<b>7-9</b>	<b>2</b>	<b>25-26</b>



## BRIAN COLE II

### Safety

Senior • 6-2 • 210

Saginaw, Mich. (East Mississippi CC)

Major: Communications



# 32

- 2020 Senior Bowl Invite
- Athletic starting safety in his third season with the program
- Also sees action as a returner on special teams
- Voted a 2019 team captain by his teammates
- An SEC graduate, who earned his degree in interdisciplinary studies in May
- Saw his first career action in 2018 after redshirting in 2017
- Missed the majority of the 2018 season due to upper-body injury
- Played in 14 career contests with 13 starts
- Recorded 60 career tackles, including 10 TFLs and 3.0 sacks
- Leads all SEC DBs with seven tackles for loss and ranks tied for 15th overall in league in TFLs in 2019
- Recovered a fumble at MSU's 48-yard line **vs. Louisiana (8/31)** for the first FR of his career
- Recorded a sack for a 7-yard loss in the second quarter **vs. Southern Miss (9/7)**
- It was his second career sack and first since Sept. 8, 2018 at Kansas State
- Led MSU's defense in the first half against Southern Miss with six tackles, closing the game tied for the team lead with seven total
- Finished the game against USM with seven tackles and a career-best TFLs (2.5) and sacks (1)
- Recorded a TFL for the third straight game with 2.0, including one sack for the second straight week, **vs. Kansas State (9/14)**
- Also forced the first fumble of his career with his strip sack against Kansas State
- Recorded the second interception of his career, picking off a pass in the end zone during the second quarter **at Tennessee (10/12)**
- It was his first interception since last season at Kentucky on Sept. 22, 2018
- Tied a then-career high with seven tackles **vs. #2 LSU (10/19)**, including 0.5 for loss and five solo
- Followed LSU performance up with a career-best and game-high nine tackles **at Texas A&M (10/26)** along with one QB hurry ... Six of his tackles were of the solo variety

### COLE'S CAREER DEFENSIVE STATS

YEAR	G/S	UA	A	TT	TFL-YDS	SACKS-YDS	INT	PBU	FF	FR
2018	5/4	5	6	11	3.0-7	1.0-1	1	0	0	0
2019	9/9	34	15	49	7.0-27	2.0-17	1	2	1	1
<b>TOTAL</b>	<b>14/13</b>	<b>39</b>	<b>21</b>	<b>60</b>	<b>10.0-34</b>	<b>3.0-18</b>	<b>2</b>	<b>2</b>	<b>1</b>	<b>1</b>

### COLE'S 2019 GAME-BY-GAME DEFENSIVE STATS

OPPONENT	G/S	UA	A	TT	TFL-YDS	SACKS-YDS	INT	PBU	FF	FR
at Louisiana	1/1	3	0	3	1.0-3	0-0	0	0	0	1
Southern Miss	1/1	5	2	7	2.5-10	1-7	0	0	0	0
Kansas State	1/1	4	2	6	2.0-12	1-10	0	0	1	0
Kentucky	1/1	2	3	5	0.0-0	0-0	0	1	0	0
at Auburn	1/1	4	0	4	0.0-0	0-0	0	0	0	0
at Tennessee	1/1	3	2	5	1.0-2	0-0	1	0	0	0
LSU	1/1	5	2	7	0.5-0	0-0	0	0	0	0
at Texas A&M	1/1	6	3	9	0.0-0	0-0	0	0	0	0
at Arkansas	1/1	2	1	3	0.0-0	0-0	0	1	0	0
Alabama										
Abilene Christian										
Ole Miss										
<b>TOTAL</b>	<b>9/9</b>	<b>34</b>	<b>15</b>	<b>49</b>	<b>7.0-27</b>	<b>2-17</b>	<b>1</b>	<b>2</b>	<b>1</b>	<b>1</b>



## JADEN CRUMEDY

**Defensive Tackle**  
**Redshirt Freshman • 6-5 • 300**  
**Hattiesburg, Miss. (Oak Grove)**  
**Major: Undeclared**

# 84


- Talented defensive tackle who is in his second year with the program
- Saw action in two contests as a true freshman before redshirting
- Played in 11 career games with six starts
- Recorded 12 career tackles, including 1.0 for loss
- Made his first start at defensive tackle **vs. Louisiana (8/31)** and collected three solo stops
- Matched his career high with three tackles **at #7 Auburn (9/28)**, including the first tackle for loss of his career

### CRUMEDY'S CAREER DEFENSIVE STATS

YEAR	G/S	UA	A	TT	TFL-YDS	SACKS-YDS	INT	PBU	FF	FR
2018	2/0	0	0	0	0-0	0-0	0	0	0	0
2019	9/6	6	6	12	1.0-1	0-0	0	0	0	0
<b>TOTAL</b>	<b>11/6</b>	<b>6</b>	<b>6</b>	<b>12</b>	<b>1.0-1</b>	<b>0-0</b>	<b>0</b>	<b>0</b>	<b>0</b>	<b>0</b>

### CRUMEDY'S 2019 GAME-BY-GAME DEFENSIVE STATS

OPPONENT	G/S	UA	A	TT	TFL-YDS	SACKS-YDS	INT	PBU	FF	FR
at Louisiana	1/1	3	0	3	0.0-0	0-0	0	0	0	0
Southern Miss	1/0	0	1	1	0.0-0	0-0	0	0	0	0
Kansas State	1/1	0	2	2	0.0-0	0-0	0	0	0	0
Kentucky	1/0	0	0	0	0.0-0	0-0	0	0	0	0
at Auburn	1/1	3	0	3	1.0-1	0-0	0	0	0	0
at Tennessee	1/0	0	1	1	0.0-0	0-0	0	0	0	0
LSU	1/1	0	1	1	0.0-0	0-0	0	0	0	0
at Texas A&M	1/1	0	1	1	0.0-0	0-0	0	0	0	0
at Arkansas	1/1	0	0	0	0.0-0	0-0	0	0	0	0
Alabama										
Abilene Christian										
Ole Miss										
<b>TOTAL</b>	<b>9/6</b>	<b>6</b>	<b>6</b>	<b>12</b>	<b>1.0-1</b>	<b>0-0</b>	<b>0</b>	<b>0</b>	<b>0</b>	<b>0</b>



## CAMERON DANTZLER

**Cornerback**  
**Junior • 6-2 • 185**  
**Hammond, La. (St. Thomas Aquinas)**  
**Major: Human Development/Family Sciences**

# 3

- Preseason Second Team All-American (Lindy's Sports)
- Preseason Fourth Team All-American (Phil Steele, Athlon Sports)
- Preseason Second Team All-SEC (Media, Coaches, PFF, Athlon Sports, Phil Steele)
- Lockdown corner who is in his second season as a starter
- Saw his first career action in 2017 after redshirting in 2016
- Played in 33 career games with 20 starts
- Recorded 96 career tackles, including 5.0 TFLs
- Produced five career interceptions and 19 pass breakups
- Leads MSU in passes defended this season with nine (2 INT; 6 PBU)
- According to PFF, is tied for second for overall grade (85.7) among SEC CBs in 2019
- Recorded an interception on **Louisiana's (8/31)** first offensive play of the game
- Matched career high with seven tackles against the Ragin' Cajuns and added the first fumble recovery of his career
- Did not see action **vs. Kansas State (9/14)** due to a lower-body injury
- Matched career high with three PBUs **vs. Kentucky (9/21)** and added five total tackles
- Collected his second interception of the season, picking off a pass in the corner of the end zone on **Tennessee's (10/12)** first possession of the game to eliminate a drive
- Tied a career high with seven tackles, including his first sack of the season early in the third quarter against **#2 LSU (10/19)**
- Also forced his first career fumble on that sack, when he took down Joe Burrow
- Missed the **Texas A&M (10/26)** game due to an upper body injury
- Returned to action **at Arkansas (11/2)** and made an impact, collecting five tackles, 0.5 for loss and registering a pass breakup in the first quarter

### DANTZLER'S CAREER DEFENSIVE STATS

YEAR	G/S	UA	A	TT	TFL-YDS	SACKS-YDS	INT	PBU	FF	FR
2017	13/0	15	10	25	2.0-9	0-0	1	3	0	0
2018	13/13	32	11	43	2.0-12	1-9	2	9	0	0
2019	7/7	20	8	28	1.0-5	0.5-4	2	7	1	1
<b>TOTAL</b>	<b>33/20</b>	<b>67</b>	<b>29</b>	<b>96</b>	<b>5.0-26</b>	<b>1.5-13</b>	<b>5</b>	<b>18</b>	<b>1</b>	<b>1</b>

### DANTZLER'S 2019 GAME-BY-GAME DEFENSIVE STATS

OPPONENT	G/S	UA	A	TT	TFL-YDS	SACKS-YDS	INT	PBU	FF	FR
at Louisiana	1/1	7	0	7	0.0-0	0.0-0	1	0	0	1
Southern Miss	1/1	1	0	1	0.0-0	0.0-0	0	1	0	0
Kansas State					---DNP---					
Kentucky	1/1	4	1	5	0.0-0	0.0-0	0	3	0	0
at Auburn	1/1	1	0	1	0.0-0	0.0-0	0	0	0	0
at Tennessee	1/1	1	1	2	0.0-0	0.0-0	1	0	0	0
LSU	1/1	3	4	7	0.5-4	0.5-4	0	2	1	0
at Texas A&M					---DNP---					
at Arkansas	1/1	3	2	5	0.5-1	0.0-0	0	1	0	0
Alabama										
Abilene Christian										
Ole Miss										
<b>TOTAL</b>	<b>7/7</b>	<b>20</b>	<b>8</b>	<b>28</b>	<b>1.0-5</b>	<b>0.5-4</b>	<b>2</b>	<b>7</b>	<b>1</b>	<b>1</b>



## TUCKER DAY

Punter  
Sophomore • 6-0 • 210  
Brentwood, Tenn. (Brentwood)  
Major: Marketing

# 37

- Versatile specialist that serves as the primary punter and is also in the mix for kickoff duties
- Recorded 80 career punts for 3,294 yards and a 41.2 average, which is the eighth-best mark in school history
- Longest punt of his career is 70 yards, which he has achieved twice
- Averaging 43.7 yards per punt in 2019, which is sixth in the SEC and 32nd nationally
- Averages 60.9 yards per kickoff for his career, including 60.3 in 2019 on nine attempts
- Downed both of his fourth-quarter punts **vs. Louisiana (8/31)** at the 1-yard-line
- First two punts **vs. Southern Miss (9/7)** were both downed inside the 10-yard line
- Boomed a 55-yard punt during the fourth quarter **vs. Kansas State (9/14)**
- Punted three times for 147 yards, including a 50-yarder, to average 49.0 yards per punt **vs. Kentucky (9/21)**
- Averaged 42.6 yards on five punts against **#2 LSU (10/19)**, including a booming 70-yarder in the third quarter that tied his career high
- Averaged 44.7 yards on three punts **at Texas A&M (10/26)**, including his seventh 50-yarder of the year ... Also kicked off three times, averaging 60.3 ypk against the Aggies
- Has booted a 50-plus yarder in four straight games and seven out of nine games this season

### DAY'S CAREER PUNTING STATS

YEAR	G	NO	YDS	LG	AVG	I20	50+
2017	2	0	0	0	0.0	0	0
2018	13	47	1851	70	39.4	13	4
2019	9	33	1443	70	43.7	7	8
<b>TOTAL</b>	<b>24</b>	<b>80</b>	<b>3294</b>	<b>70</b>	<b>41.2</b>	<b>20</b>	<b>12</b>

### DAY'S 2019 GAME-BY-GAME PUNTING STATS

OPPONENT	NO	YDS	LG	AVG	I20
Louisiana	2	80	42	40.0	2
Southern Miss	4	199	59	49.8	3
Kansas State	6	242	55	40.3	0
Kentucky	3	147	50	49.0	0
at Auburn	4	168	45	42.0	1
at Tennessee	4	173	56	43.2	0
LSU	5	214	70	42.8	1
at Texas A&M	3	134	50	44.7	0
at Arkansas	2	86	50	43.0	0
Alabama					
Abilene Christian					
Ole Miss					
<b>TOTAL</b>	<b>33</b>	<b>1443</b>	<b>70</b>	<b>43.7</b>	<b>7</b>



## MALIK DEAR

Wide Receiver  
Senior • 5-9 • 220  
Jackson, Miss. (Murrah)  
Major: Workforce Education Leadership



# 9

- Veteran wide receiver in his fourth season with the program
- Also sees action as a returner on special teams and as a backup running back
- An SEC graduate, who earned his degree in kinesiology last December
- Saw his first career action in 2015 and redshirted the 2017 season due to an ACL injury
- Played in 43 games with nine starts and accounted for six touchdowns
- Returned a punt 40 yards to **Louisiana's (8/31)** 12-yard line at the 13:14 mark in the fourth quarter to set up an MSU score the following play
- The 40-yard punt return was the longest return of his career
- Caught his first passes of the season **vs. Kentucky (9/21)** for 28 total yards and also lined up at running back for one rushing attempt against the Wildcats
- Hauled in his third catch of the season, an 8-yarder in the fourth quarter **at Arkansas (11/2)**

### DEAR'S CAREER RECEIVING STATS

YEAR	G/S	REC	YDS	AVG	TD	LP/OPPONENT
2015	11/0	22	217	9.9	2	27/LA TECH
2016	12/9	23	264	11.5	2	33/SAMFORD
2018	11/0	1	12	12.0	0	12/LOUISIANA
2019	9/0	3	36	12.0	0	20/KENTUCKY
<b>TOTAL</b>	<b>43/9</b>	<b>49</b>	<b>529</b>	<b>10.8</b>	<b>4</b>	<b>33/SAMFORD</b>

### DEAR'S CAREER PUNT RETURN STATS

YEAR	G/S	PR	YDS	AVG	LG	TD
2015	11/0	1	7	7.0	7	0
2016	12/9	0	0	0.0	0	0
2018	11/0	3	9	3.0	9	0
2019	9/0	7	52	7.4	40	0
<b>TOTAL</b>	<b>43/9</b>	<b>11</b>	<b>68</b>	<b>6.2</b>	<b>40</b>	<b>0</b>

### DEAR'S 2019 GAME-BY-GAME RECEIVING STATS

OPPONENT	G/S	REC	YDS	AVG	TD	LG
Louisiana	1/0	0	0	0.0	0	0
Southern Miss	1/0	0	0	0.0	0	0
Kansas State	1/0	0	0	0.0	0	0
Kentucky	1/0	2	28	14.0	0	20
at Auburn	1/0	0	0	0.0	0	0
at Tennessee	1/0	0	0	0.0	0	0
LSU	1/0	0	0	0.0	0	0
at Texas A&M	1/0	0	0	0.0	0	0
at Arkansas	1/0	1	8	8.0	0	8
Alabama						
Abilene Christian						
Ole Miss						
<b>TOTAL</b>	<b>9/0</b>	<b>3</b>	<b>36</b>	<b>12.0</b>	<b>0</b>	<b>20</b>



## MARTIN EMERSON JR.

Cornerback  
Freshman • 6-2 • 195  
Pensacola, Fla. (Pine Forest)  
Major: Undeclared

# 1

- A physical playmaker with quality size and speed
- Appeared in nine games with two starts as a true freshman for the Bulldogs
- Made collegiate debut **vs. Louisiana (8/31)** and collected one tackle
- Notched his first career INT in the fourth quarter **vs. Southern Miss (9/7)**, returning the pick 45 yards to set up an MSU touchdown
- First Bulldog true freshman to record an interception since 2012 Jim Thorpe Award winner Johnthan Banks did so in 2009
- Turned in solid performance **at #7 Auburn (9/8)**, totaling a career-high six tackles and his first tackle for loss as a Bulldog
- Made his first career start in place of an injured Maurice Smithman **vs. #2 LSU (10/19)** and notched five tackles
- In his first career SEC road start **at Texas A&M (10/26)**, collected two tackles
- Logged three tackles, a pass breakup and his first career forced fumble, knocking the ball out in the fourth quarter **at Arkansas (11/2)** ... fumble was recovered by Willie Gay Jr.

### EMERSON'S CAREER DEFENSIVE STATS

YEAR	G/S	UA	A	TT	TFL-YDS	SACKS-YDS	INT	PBU	FF	FR
2019	9/2	12	10	22	1.0-1	0.0-0	1-45	1	1	0
<b>TOTAL</b>	<b>9/2</b>	<b>12</b>	<b>10</b>	<b>22</b>	<b>1.0-1</b>	<b>0.0-0</b>	<b>1-45</b>	<b>1</b>	<b>1</b>	<b>0</b>

### EMERSON'S 2019 GAME-BY-GAME DEFENSIVE STATS

OPPONENT	G/S	UA	A	TT	TFL-YDS	SACKS-YDS	INT	PBU	FF	FR
at Louisiana	1/0	1	0	1	0.0-0	0-0	0	0	0	0
Southern Miss	1/0	0	0	0	0.0-0	0-0	1	0	0	0
Kansas State	1/0	1	1	2	0.0-0	0-0	0	0	0	0
Kentucky	1/0	1	1	2	0.0-0	0-0	0	0	0	0
at Auburn	1/0	4	2	6	1.0-1	0-0	0	0	0	0
at Tennessee	1/0	0	1	1	0.0-0	0-0	0	0	0	0
LSU	1/1	1	4	5	0.0-0	0-0	0	0	0	0
at Texas A&M	1/1	1	1	2	0.0-0	0-0	0	0	0	0
at Arkansas	1/0	3	0	3	0.0-0	0-0	0	1	1	0
Alabama										
Abilene Christian										
Ole Miss										
<b>TOTAL</b>	<b>9/2</b>	<b>12</b>	<b>10</b>	<b>22</b>	<b>1.0-1</b>	<b>0.0-0</b>	<b>1-45</b>	<b>1</b>	<b>1</b>	<b>0</b>



## CAMERON GARDNER

Wide Receiver  
Redshirt Freshman • 6-4 • 220  
Starkville, Miss. (Starkville)  
Major: Undeclared

# 18

- Sure-handed receiver in his second season with the program
- Played in 11 career games with one start
- Made the first start of his collegiate career **vs. Louisiana (8/31)**
- Recorded a 7-yard reception, the first of his career, **vs. Southern Miss (9/7)**

### GARDNER'S CAREER RECEIVING STATS

YEAR	G/S	REC	YDS	AVG	TD	LP/OPPONENT
2018	3/0	0	0	0.0	0	N/A
2019	9/1	1	7	7.0	0	7/USM
<b>TOTAL</b>	<b>12/1</b>	<b>1</b>	<b>7</b>	<b>7.0</b>	<b>0</b>	<b>7/USM</b>

### GARDNER'S 2019 GAME-BY-GAME RECEIVING STATS

OPPONENT	G/S	REC	YDS	AVG	TD	LG
at Louisiana	1/1	0	0	0.0	0	0
Southern Miss	1/0	1	7	7.0	0	7
Kansas State	1/0	0	0	0.0	0	0
Kentucky	1/0	0	0	0.0	0	0
at Auburn	1/0	0	0	0.0	0	0
at Tennessee	1/0	0	0	0.0	0	0
LSU	1/0	0	0	0.0	0	0
at Texas A&M	1/0	0	0	0.0	0	0
at Arkansas	1/0	0	0	0.0	0	0
Alabama						
Abilene Christian						
Ole Miss						
Louisiana						
<b>TOTAL</b>	<b>9/1</b>	<b>1</b>	<b>7</b>	<b>7.0</b>	<b>0</b>	<b>7</b>





## NICK GIBSON

Running Back  
Senior • 5-11 • 215  
Birmingham, Ala. (Pinson Valley)  
Major: Kinesiology

# 21


- Senior running back who serves as the primary backup to Kylin Hill
- Saw his first career action in 2016 after redshirting in 2015
- Appeared in 32 contests with one career start
- For his career, recorded 714 rushing yards with five touchdowns, averaging 22.3 yp game
- Scored third career rushing TD on an 8-yard run in the second quarter **vs. Louisiana (8/31)**
- It was his first score on the ground since Nov. 17, 2018 vs. Arkansas
- Added his second rushing touchdown of the season and his fourth of his career going untouched on a 13-yard rush during the second quarter **vs. Southern Miss (9/7)**
- Did not see action **vs. Kansas State (9/14)** and **vs. Kentucky (9/21)** due to a lower-body injury
- Hauled in a career-long 24 yard catch in the second quarter **vs. #2 LSU (10/19)**
- Exploded for a career-best 129 yards on 12 carries and one touchdown **at Arkansas (11/2)**  
... It was the first 100-yard game of his career as he averaged 10.8 yards per carry, including a career-long 47-yard touchdown with 8:22 left in the fourth quarter

### GIBSON'S CAREER RUSHING/RECEIVING STATS

YEAR	G/S	RUSH	YDS	AVG	TD	LG	REC	YDS	AVG	TD	LG
2016	3/0	9	57	6.3	0	14	0	0	0.0	0	0
2017	13/1	45	239	5.3	1	39	3	25	8.3	0	12
2018	9/0	27	205	7.6	1	62	5	36	7.2	0	12
2019	7/0	27	213	7.9	3	47	1	24	24.0	0	24
<b>Total</b>	<b>32/1</b>	<b>108</b>	<b>714</b>	<b>6.6</b>	<b>5</b>	<b>62</b>	<b>9</b>	<b>85</b>	<b>9.4</b>	<b>0</b>	<b>24</b>

### GIBSON'S 2019 GAME-BY-GAME RUSHING/RECEIVING STATS

OPPONENT	G/S	RUSH	YDS	AVG	TD	LG	REC	YDS	AVG	TD	LG
at Louisiana	1/0	2	27	13.5	1	19	0	0	0.0	0	0
Southern Miss	1/0	5	31	6.2	1	13	0	0	0.0	0	0
Kansas State						---	DNP---				
Kentucky						---	DNP---				
at Auburn	1/0	1	-1	-1.0	0	0	0	0	0.0	0	0
at Tennessee	1/0	2	5	2.5	0	4	0	0	0.0	0	0
LSU	1/0	2	-3	-1.5	0	1	1	24	24.0	0	24
at Texas A&M	1/0	3	25	8.3	0	0	0	0	0.0	0	0
at Arkansas	1/0	12	129	10.8	1	47	0	0	0.0	0	0
Alabama											
Abilene Christian											
Ole Miss											
<b>TOTAL</b>	<b>7/0</b>	<b>27</b>	<b>213</b>	<b>7.9</b>	<b>3</b>	<b>47</b>	<b>1</b>	<b>24</b>	<b>24.0</b>	<b>0</b>	<b>24</b>



## FARROD GREEN

Tight End  
Senior • 6-4 • 240  
Wesson, Miss. (Wesson Attendance Center)  
Major: Human Development/Family Sciences

# 82

- John Mackey Award Watch List
- Hard-nosed and experienced tight end who is in his fifth season
- Saw his first career action in 2016 after redshirting in 2015
- Punishing blocker and because of his physical ability, has also seen action on special teams
- Played in 47 career games with 30 starts
- Collected 44 career receptions for 527 yards and two touchdowns, including one this season
- Recorded three receptions for 36 yards **vs. Kentucky (9/21)** for his first multi-reception game of his senior season
- Hauled in a 47-yard completion from Garrett Shrader late in the second quarter **at #7 Auburn (9/28)**, the Bulldogs' longest passing play from scrimmage this season
- Equaled a career high in catches (3) and set a career high in receiving yards (69) at Auburn
- Eclipsed the 500-yard receiving mark for his career with an 11-yard catch **vs. #2 LSU (10/19)** in the second quarter
- Made two grabs for 23 yards **at Texas A&M (10/26)**, including a 19-yarder that set up a field goal
- Caught his first touchdown since his redshirt freshman year on a 3-yard pass from Tommy Stevens with 10:33 left in the third quarter **at Arkansas (11/2)**
- Enters the Alabama game with a catch in seven straight contests

### GREEN'S CAREER RECEIVING STATS

YEAR	G/S	REC	YDS	AVG	TD	LP/OPPONENT
2016	12/8	11	121	11.0	1	18/ALABAMA
2017	13/13	9	174	19.3	0	62/CSU
2018	13/0	11	81	7.4	0	13/AUBURN
2019	9/9	13	151	11.6	1	47/AUBURN
<b>TOTAL</b>	<b>47/30</b>	<b>44</b>	<b>527</b>	<b>12.0</b>	<b>2</b>	<b>62/CSU</b>

### GREEN'S 2019 GAME-BY-GAME RECEIVING STATS

OPPONENT	G/S	REC	YDS	AVG	TD	LG
at Louisiana	1/1	1	3	3.0	0	3
Southern Miss	1/1	0	0	0.0	0	0
Kansas State	1/1	1	13	13.0	0	13
Kentucky	1/1	3	20	6.7	0	13
at Auburn	1/1	3	69	23.0	0	47
at Tennessee	1/1	1	9	9.0	0	9
LSU	1/1	1	11	11.0	0	11
at Texas A&M	1/1	2	23	11.5	0	19
at Arkansas	1/1	1	3	3.0	1	3
Alabama						
Abilene Christian						
Ole Miss						
<b>TOTAL</b>	<b>9/9</b>	<b>13</b>	<b>151</b>	<b>11.6</b>	<b>1</b>	<b>47</b>



## STEPHEN GUIDRY

Wide Receiver  
Senior • 6-4 • 200  
New Roads, La. (Hinds [MS] CC)  
Major: Interdisciplinary studies

1

- Senior Bowl Watch List
- A big-play threat who can stretch the field
- The team leader in receiving yards (440) during his first year with the program in 2018
- Played in 21 career games with 11 starts
- Totaled 718 career receiving yards and seven touchdowns
- 17 of his 19 receptions this season have gone for a first down or touchdown
- Hauled in an 11-yard TD reception in the second quarter **vs. Southern Miss (9/7)**, becoming the third different MSU receiver with a receiving TD this season
- Did not see action **vs. Kentucky (9/21)** due to injury
- Hauled in his second touchdown of the season with a 9-yard catch from Garrett Shrader in the first quarter **at #7 Auburn (2/28)**
- Caught two passes for 36 total yards, including a 19-yard reception **at Tennessee (10/12)**
- Breakout game **vs. #2 LSU (10/19)**, catching a career-high six passes for a team-leading 98 yards and one touchdown ... The 98 receiving yards were a single-game high for an MSU player this season ... TD was on a 24-yard strike that accounted for the Bulldogs' final score
- Provided arguably the best catch of his career, going up in the endzone for a 32-yard TD reception - his longest of the season - in the second quarter **at Texas A&M (10/26)** ... Finished the game with two receptions for 59 yards

### GUIDRY'S CAREER RECEIVING STATS

YEAR	G/S	REC	YDS	AVG	TD	LP/OPPONENT
2018	13/5	19	440	23.2	3	84/TEXAS A&M
2019	8/6	19	278	14.6	4	32/TEXAS A&M
<b>TOTAL</b>	<b>21/11</b>	<b>38</b>	<b>718</b>	<b>18.9</b>	<b>7</b>	<b>84/TEXAS A&amp;M</b>

### GUIDRY'S 2019 GAME-BY-GAME RECEIVING STATS

OPPONENT	G/S	REC	YDS	AVG	TD	LG
Louisiana	1/0	4	36	9.0	0	19
Southern Miss	1/1	3	32	10.7	1	11
Kansas State	1/1	0	0	0.0	0	0
Kentucky	---DNP---					
at Auburn	1/1	1	9	9.0	1	9
at Tennessee	1/0	2	36	18.0	0	19
LSU	1/1	6	98	16.3	1	24
at Texas A&M	1/1	2	59	29.5	1	32
at Arkansas	1/1	1	8	8.0	0	8
Alabama						
Abilene Christian						
Ole Miss						
<b>TOTAL</b>	<b>8/6</b>	<b>19</b>	<b>278</b>	<b>14.6</b>	<b>4</b>	<b>32</b>



## KYLIN HILL

Running Back  
Junior • 5-11 • 215  
Columbus, Miss. (Columbus)  
Major: Psychology

8

- Maxwell Award and Doak Walker Award Watch Lists
- SEC Offensive Player of the Week (at Arkansas, 2019)
- Preseason Third Team All-SEC (Coaches, Athlon Sports, Phil Steele)
- Shifty, powerful running back who is in his second season as a starter
- Appeared in 33 contests with 20 career starts
- Has not fumbled in 371 career carries
- In 2019, leads the SEC in overall rushing yards with 1,027
- Collected nine career 100-yard rushing contests, which is tied with Dak Prescott and Don Smith for 10th in MSU history
- His six 100-yard rushing games this season are tied for sixth in MSU single-season annals
- Ranks second in the SEC in yards after contact this season with 467
- Totaled 30 rushes of 10+ yards this season, which is tied for the SEC lead and tied for 12th nationally
- Game-high 197 yards rushing on 27 carries and had a rushing TD **vs. Louisiana (8/31)**
- With 123 rushing yards **vs. Southern Miss (9/7)**, joined RB Vick Ballard as the only MSU players with 100+ rushing yards in each of the first two games of a season since 1999
- His 100-yard rushing game snapped Southern Miss' streak of 15 consecutive games without allowing a 100-yard rusher
- Racked up five 15+ yards plays from scrimmage against the Golden Eagles (1 receiving, 4 rushing), highlighted by a pair of 22-yard runs
- Totaled 111 yards on 24 carries **vs. Kansas State (9/14)**
- Logged his fourth run of 20+ yards this season with a 22-yard carry in the second quarter against the Wildcats
- Rushed for 120 yards on 26 carries with a career-best three touchdowns **vs. Kentucky (9/21)**, which including a leaping score from the 4-yard line as he extended the ball inside the pylon for a touchdown
- First MSU running back with three or more rushing touchdowns in a game since Vick Ballard had three in 2011 against Memphis and the first to do so in an SEC game since 2010
- Responded with 150 yards rushing on 21 carries **at Texas A&M (10/26)**, his fifth 100-yard game of the season ... Reeled off a season-long 39-yard run and scored a 1-yard TD ... 81 of his 150 yards were after contact
- Tabbed SEC Offensive Player of the Week after a career performance **at Arkansas (11/2)**, in which he rushed for 234 yards - the fifth-most by an MSU player in history - with a career-best three touchdowns
- The 234 rushing yards were the most by an SEC player in a conference game since LSU's Derrius Guice logged 276 vs. Ole Miss on Oct. 21, 2017 ... 110 of the yards came after contact
- Became the first player in school history with over 230 yards rushing and three touchdowns in the same game

### HILL'S CAREER RUSHING/RECEIVING STATS

YEAR	G/S	RUSH	YDS	AVG	TD	LG	REC	YDS	AVG	TD	LG
2017	13/0	78	393	5.0	2	30	4	38	9.5	0	17
2018	11/11	117	734	6.3	4	52	22	176	8.0	4	53
2019	9/9	176	1027	5.8	9	62	10	68	6.8	0	18
<b>TOTAL</b>	<b>33/20</b>	<b>371</b>	<b>2154</b>	<b>5.5</b>	<b>15</b>	<b>62</b>	<b>36</b>	<b>282</b>	<b>7.8</b>	<b>4</b>	<b>53</b>

### HILL'S 2019 GAME-BY-GAME RUSHING/RECEIVING STATS

OPPONENT	G/S	RUSH	YDS	AVG	TD	LG	REC	YDS	AVG	TD	LG
at Louisiana	1/1	27	197	7.3	1	20	1	10	10.0	0	10
Southern Miss	1/1	14	123	8.8	1	22	2	19	9.5	0	15
Kansas State	1/1	24	111	4.6	0	22	2	20	10.0	0	12
Kentucky	1/1	26	120	4.6	3	18	0	0	0.0	0	0
at Auburn	1/1	17	45	2.6	0	13	2	21	10.5	0	18
at Tennessee	1/1	11	13	0.8	0	4	0	0	0.0	0	0
LSU	1/1	15	34	2.3	0	11	1	5	5.0	0	5
at Texas A&M	1/1	21	150	7.1	1	39	1	-8	-8.0	0	0
at Arkansas	1/1	21	234	11.1	3	62	1	1	1.0	0	1
Alabama											
Abilene Christian											
Ole Miss											
<b>TOTAL</b>	<b>9/9</b>	<b>176</b>	<b>1027</b>	<b>5.8</b>	<b>9</b>	<b>62</b>	<b>10</b>	<b>68</b>	<b>6.8</b>	<b>0</b>	<b>18</b>



## DONTEA JONES

Tight End

Junior • 6-4 • 250

McCool, Miss. (Jireh [NC] Prep)

Major: Interdisciplinary Studies

# 84

- Athletic playmaker that holds a pivotal role at tight end
- Saw his first career action in 2017 after redshirting in 2016
- Played in 25 career games as a reserve tight end
- Made eight career catches for 101 yards and a touchdown

### JONES' CAREER RECEIVING STATS

YEAR	G/S	REC	YDS	AVG	TD	LP/OPPONENT
2017	4/0	0	0	0.0	0	NA
2018	12/0	4	66	16.5	1	21/KSTATE
2019	9/0	4	35	8.8	0	14/LOUISIANA
<b>TOTAL</b>	<b>25/0</b>	<b>8</b>	<b>101</b>	<b>12.6</b>	<b>1</b>	<b>21/KSTATE</b>

### JONES' 2019 GAME-BY-GAME RECEIVING STATS

OPPONENT	G/S	REC	YDS	AVG	TD	LG
at Louisiana	1/0	1	14	14.0	0	14
Southern Miss	1/0	2	9	4.5	0	6
Kansas State	1/0	1	12	12.0	0	12
Kentucky	1/0	0	0	0.0	0	0
at Auburn	1/0	0	0	0.0	0	0
at Tennessee	1/0	0	0	0.0	0	0
LSU	1/0	0	0	0.0	0	0
at Texas A&M	1/0	0	0	0.0	0	0
at Arkansas						
Alabama						
Abilene Christian						
Ole Miss						
<b>TOTAL</b>	<b>9/0</b>	<b>4</b>	<b>35</b>	<b>8.8</b>	<b>0</b>	<b>14</b>



## JARRIAN JONES

Cornerback

Freshman • 6-0 • 190

Brandon, Miss. (Northwest Rankin)

Major: Undeclared

# 2

- A versatile athlete who is coming off an extremely productive high school career
- Appeared in eight games with one start as a true freshman cornerback for the Bulldogs
- Made collegiate debut **vs. Louisiana (8/31)**, collecting a tackle
- Recovered a muffed punt **vs. Kansas State (9/14)** for the first fumble recovery of his career
- Added the first pass break-up of his career versus the Wildcats
- Totaled a career-high two tackles **at #7 Auburn (9/23)**
- Made his first career start in place of an injured Cameron Dantzler **at Texas A&M (10/26)** and recorded one pass breakup on the first drive of the game
- Did not play **at Arkansas (11/2)** due to an upper body injury

### JONES' CAREER DEFENSIVE STATS

YEAR	G/S	UA	A	TT	TFL-YDS	SACKS-YDS	INT	PBU	FF	FR
2019	7/0	4	1	5	0-0	0-0	0	2	0	1
<b>TOTAL</b>	<b>8/1</b>	<b>4</b>	<b>1</b>	<b>5</b>	<b>0-0</b>	<b>0-0</b>	<b>0</b>	<b>2</b>	<b>0</b>	<b>1</b>

### JONES' 2019 GAME-BY-GAME DEFENSIVE STATS

OPPONENT	G/S	UA	A	TT	TFL-YDS	SACKS-YDS	INT	PBU	FF	FR
at Louisiana	1/0	1	0	1	0.0-0	0.0-0	0	0	0	0
Southern Miss	1/0	0	1	1	0.0-0	0.0-0	0	0	0	0
Kansas State	1/0	0	0	0	0.0-0	0.0-0	0	1	0	1
Kentucky	1/0	0	0	0	0.0-0	0.0-0	0	0	0	0
at Auburn	1/0	2	0	2	0.0-0	0.0-0	0	0	0	0
at Tennessee	1/0	0	0	0	0.0-0	0.0-0	0	0	0	0
LSU	1/0	1	0	1	0.0-0	0.0-0	0	0	0	0
at Texas A&M	1/1	0	0	0	0.0-0	0.0-0	0	1	0	0
at Arkansas					---	---				
Alabama										
Abilene Christian										
Ole Miss										
<b>TOTAL</b>	<b>8/1</b>	<b>4</b>	<b>1</b>	<b>5</b>	<b>0.0-0</b>	<b>0-0</b>	<b>0</b>	<b>2</b>	<b>0</b>	<b>1</b>



## KOBE JONES

Defensive End  
Junior • 6-4 • 270  
Starkville, Miss. (Starkville)  
Major: Business Administration

# 52

- Wuerffel Trophy Watch List
- All-State AFCA Good Works Team Nominee
- Powerful defensive lineman who is in his third season
- Made his much-anticipated debut in 2017 after redshirting in 2016
- Has seen the field in 35 career games
- Collected 58 career total tackles, including 13.5 for loss and two sacks
- Has a forced fumble and recovered fumble to his credit
- Totaled three tackles **at #7 Auburn (9/28)**, logging his first tackle for loss of the season with a 4-yard sack
- Recorded a TFL for the second straight game **at Tennessee (10/12)**, closing the game with three total tackles
- Came off the bench and picked up two tackles, including 0.5 for loss, **vs. #2 LSU (10/19)**

### JONES' CAREER DEFENSIVE STATS

YEAR	G/S	UA	A	TT	TFL-YDS	SACKS-YDS	INT	PBU	FF	FR
2017	13/0	8	10	18	4.5-15	1.0-9	0	0	1	0
2018	13/1	12	10	22	6.5-14	0.0-0	0	0	0	1
2019	9/0	8	10	18	2.5-5	1.0-4	0	0	0	0
<b>TOTAL</b>	<b>35/1</b>	<b>28</b>	<b>30</b>	<b>58</b>	<b>13.5-34</b>	<b>2.0-13</b>	<b>0</b>	<b>0</b>	<b>1</b>	<b>1</b>

### JONES' 2019 GAME-BY-GAME DEFENSIVE STATS

OPPONENT	G/S	UA	A	TT	TFL-YDS	SACKS-YDS	INT	PBU	FF	FR
at Louisiana	1/0	1	1	2	0.0-0	0.0-0	0	0	0	0
Southern Miss	1/0	0	2	2	0.0-0	0.0-0	0	0	0	0
Kansas State	1/0	0	1	1	0.0-0	0.0-0	0	0	0	0
Kentucky	1/0	0	3	3	0.0-0	0.0-0	0	0	0	0
at Auburn	1/0	3	0	3	1.0-4	1.0-4	0	0	0	0
at Tennessee	1/0	1	2	3	1.0-1	0.0-0	0	0	0	0
LSU	1/0	1	1	2	0.5-0	0.0-0	0	0	0	0
at Texas A&M	1/0	1	0	1	0.0-0	0.0-0	0	0	0	0
at Arkansas	1/0	1	0	1	0.0-0	0.0-0	0	0	0	0
Alabama										
Abilene Christian										
Ole Miss										
<b>TOTAL</b>	<b>9/0</b>	<b>8</b>	<b>10</b>	<b>18</b>	<b>2.5-5</b>	<b>1-4</b>	<b>0</b>	<b>0</b>	<b>0</b>	<b>0</b>



## JAUARIUS LANDREWS

Safety  
Senior • 6-0 • 200  
Summit, Miss. (Copiah-Lincoln [MS] CC)  
Major: Workforce Education Leadership



# 11


- Senior Bowl Watch List
- Versatile strong safety who is in his third season with the program
- Solid 2018 junior season in his MSU debut after redshirting in 2017
- An SEC graduate, earning his degree in interdisciplinary studies last December
- Appeared in 19 contests with 12 career starts
- Collected 75 career tackles, including 5.0 for loss and 3.0 sacks
- Turned in a then career-high eight tackles **vs. Louisiana (8/31)**
- Tied for the team high in tackles (7) **vs. Southern Miss (9/7)** with fellow safety Brian Cole II
- Shattered his career high with nine tackles, including 0.5 for loss, **vs. Kansas State (9/14)**
- Collected seven total tackles, including four solo stops, and added a career-high four pass breakups **vs. Kentucky (9/21)**
- Produced a team-high eight tackles in start **vs. #2 LSU (10/19)**
- Had another eight-tackle game **at Texas A&M (10/26)** and added a QB hurry

### LANDREWS' CAREER DEFENSIVE STATS

YEAR	G/S	UA	A	TT	TFL-YDS	SACKS-YDS	INT	PBU	FF	FR
2018	10/3	10	11	21	4.5-32	3-30	0	5	0	0
2019	9/9	32	22	54	0.5-0	0-0	0	4	0	0
<b>TOTAL</b>	<b>19/12</b>	<b>42</b>	<b>33</b>	<b>75</b>	<b>5.0-32</b>	<b>3-30</b>	<b>0</b>	<b>9</b>	<b>0</b>	<b>0</b>

### LANDREWS' 2019 GAME-BY-GAME DEFENSIVE STATS

OPPONENT	G/S	UA	A	TT	TFL-YDS	SACKS-YDS	INT	PBU	FF	FR
at Louisiana	1/1	8	0	8	0.0-0	0-0	0	0	0	0
Southern Miss	1/1	4	3	7	0.0-0	0-0	0	0	0	0
Kansas State	1/1	4	5	9	0.5-0	0-0	0	0	0	0
Kentucky	1/1	4	3	7	0.0-0	0-0	0	4	0	0
at Auburn	1/1	1	1	2	0.0-0	0-0	0	0	0	0
at Tennessee	1/1	2	2	4	0.0-0	0-0	0	0	0	0
LSU	1/1	3	5	8	0.0-0	0-0	0	0	0	0
at Texas A&M	1/1	6	2	8	0.0-0	0-0	0	0	0	0
at Arkansas	1/1	0	1	1	0.0-0	0-0	0	0	0	0
Alabama										
Abilene Christian										
Ole Miss										
<b>TOTAL</b>	<b>9/9</b>	<b>32</b>	<b>22</b>	<b>54</b>	<b>0.5-0</b>	<b>0-0</b>	<b>0</b>	<b>4</b>	<b>0</b>	<b>0</b>



LEO LEWIS

Linebacker  
Senior • 6-2 • 245  
Brookhaven, Miss. (Brookhaven)  
Major: Interdisciplinary Studies

10

- Senior Bowl Watch List
- Veteran, instinctive linebacker who is in his fourth year as a starter
- Played in 47 games with 44 starts
- Recorded 220 career tackles, including 12.5 for loss and 3.0 sacks
- Equaled a career-high with a team-leading 12 tackles **vs. Kansas State (9/14)**
- He also recorded 12 tackles at BYU during the 2016 season
- Led MSU in tackles (5) during the first half **at #7 Auburn (9/28)** and closed the game tied for the team lead in tackles with eight
- Recovered fumbles in the second and third quarters at Auburn, extending MSU's streak of consecutive games with a takeaway to 21
- Erupted for seven tackles, including a team-high 1.5 for loss and one sack **vs. #2 LSU (10/19)** ... Sacked Jow Burrow for a six-yard loss in the second quarter, representing Lewis' first sack of the year
- Picked up two tackles, including 0.5 for loss in win **at Arkansas (11/2)**

#### LEWIS' CAREER DEFENSIVE STATS

YEAR	G/S	UA	A	TT	TFL-YDS	SACKS-YDS	INT	PBU	FF	FR
2016	13/13	35	44	79	4.5-9	1.0-2	0	1	0	0
2017	13/12	15	31	46	1.0-10	1.0-10	0	1	1	0
2018	12/10	23	22	45	3.0-4	0.0-0	0	1	0	0
2019	9/9	20	30	50	4.0-8	1.0-6	0	1	1	2
<b>TOTAL</b>	<b>47/44</b>	<b>93</b>	<b>127</b>	<b>220</b>	<b>12.5-31</b>	<b>3.0-18</b>	<b>0</b>	<b>4</b>	<b>2</b>	<b>2</b>

#### LEWIS' 2019 GAME-BY-GAME DEFENSIVE STATS

OPPONENT	G/S	UA	A	TT	TFL-YDS	SACKS-YDS	INT	PBU	FF	FR
at Louisiana	1/1	6	0	6	0.0-0	0.0-0	0	0	0	0
Southern Miss	1/1	0	5	5	0.5-0	0.0-0	0	0	0	0
Kansas State	1/1	1	11	12	0.5-0	0.0-0	0	1	0	0
Kentucky	1/1	2	1	3	0.0-0	0.0-0	0	0	0	0
at Auburn	1/1	7	1	8	1.0-1	0.0-0	0	0	1	2
at Tennessee	1/1	2	1	3	0.0-0	0.0-0	0	0	0	0
LSU	1/1	2	5	7	1.5-7	1.0-6	0	0	0	0
at Texas A&M	1/1	0	4	4	0.0-0	0.0-0	0	0	0	0
at Arkansas	1/1	0	2	2	0.5-0	0.0-0	0	0	0	0
Alabama										
Abilene Christian										
Ole Miss										
<b>TOTAL</b>	<b>9/9</b>	<b>20</b>	<b>30</b>	<b>50</b>	<b>4.0-8</b>	<b>1.0-6</b>	<b>0</b>	<b>1</b>	<b>1</b>	<b>2</b>



FABIEN LOVETT

Defensive Tackle  
Redshirt Freshman • 6-4 • 315  
Olive Branch, Miss. (Olive Branch)  
Major: Undeclared

54

- Powerful defensive line who starts at nose guard
- Appeared in two contests as a true freshman in 2018
- Seen action in 11 career contests, making nine starts
- Earned his first collegiate start **vs. Louisiana (8/31)** and recorded a tackle
- In just his second start, set a career high with two tackles **vs. Southern Miss (9/7)**
- Set a career high with four tackles **at Tennessee (10/12)**, including the first tackle for loss (0.5) and sack (0.5) of his career

#### LOVETT'S CAREER DEFENSIVE STATS

YEAR	G/S	UA	A	TT	TFL-YDS	SACKS-YDS	INT	PD	FF	FR
2018	2/0	0	0	0	0-0	0-0	0	0	0	0
2019	9/9	4	7	11	0.5-2	0.5-2	0	0	0	0
<b>TOTAL</b>	<b>11/9</b>	<b>4</b>	<b>7</b>	<b>11</b>	<b>0.5-2</b>	<b>0.5-2</b>	<b>0</b>	<b>0</b>	<b>0</b>	<b>0</b>

#### LOVETT'S 2019 GAME-BY-GAME DEFENSIVE STATS

OPPONENT	G/S	UA	A	TT	TFL-YDS	SACKS-YDS	INT	PD	FF	FR
at Louisiana	1/1	1	0	1	0.0-0	0.0-0	0	0	0	0
Southern Miss	1/1	0	2	2	0.0-0	0.0-0	0	0	0	0
Kansas State	1/1	0	0	0	0.0-0	0.0-0	0	0	0	0
Kentucky	1/1	0	1	1	0.0-0	0.0-0	0	0	0	0
at Auburn	1/1	0	1	1	0.0-0	0.0-0	0	0	0	0
at Tennessee	1/1	1	3	4	0.5-2	0.5-2	0	0	0	0
LSU	1/1	0	0	0	0.0-0	0.0-0	0	0	0	0
at Texas A&M	1/1	1	0	0	0.0-0	0.0-0	0	0	0	0
at Arkansas	1/1	1	0	1	0.0-0	0.0-0	0	0	0	0
Alabama										
Abilene Christian										
Ole Miss										
<b>TOTAL</b>	<b>9/9</b>	<b>3</b>	<b>7</b>	<b>10</b>	<b>0.5-2</b>	<b>0.5-2</b>	<b>0</b>	<b>0</b>	<b>0</b>	<b>0</b>



## OSIRUS MITCHELL

Wide Receiver

Junior • 6-5 • 210

Sarasota, Fla. (Booker)

Major: Human Development/Family Sciences

# 5

- Imposing outside target who is a deep-play threat
- Appeared in 31 career games with 22 starts to his credit
- Totaled 56 catches for 855 career receiving yards and nine touchdowns
- Team's active career leader in receiving touchdowns (9)
- Each of his team-leading five TD receptions this season have been for 20+ yards
- Has totaled multiple receptions in six contests this season and has at least one catch in 23 of his 31 career games
- Recorded a 31-yard touchdown catch on the game-opening drive **vs. Louisiana (8/31)** for his first score since Nov. 17, 2018 vs. Arkansas
- Led the team vs. the Ragin' Cajuns in receiving yards (88) on six catches, including one TD
- For the second straight week, hauled in a touchdown pass on the opening offensive drive with a 28-yard touchdown **vs. Southern Miss (9/7)**
- Hauled in five receptions for 74 total yards and a touchdown **vs. Kansas State (9/14)**
- First MSU player to make a touchdown reception in three straight contests since WR Chad Bumphis in 2012
- Recorded five-plus catches in a game for the second time this season and the fourth time in his career with his five reception against Kansas State
- Caught his fourth touchdown of the season with a 21-yard reception in the third quarter **at #7 Auburn (9/28)**
- Caught each of his three targets in the first quarter **at Tennessee (10/12)** for 22 yards and a first down, closing the game with 58 total yards off five receptions
- Put the Bulldogs up 14-0 **at Arkansas (11/2)** with a 33-yard touchdown catch in the first quarter, giving him a career high in TD catches for a season

### MITCHELL'S CAREER RECEIVING STATS

YEAR	G/S	REC	YDS	AVG	TD	LP/OPPONENT
2017	9/0	5	51	10.2	0	18/UMASS
2018	13/13	26	427	16.4	4	84/SFA
2019	9/9	26	377	14.5	5	35/KSTATE
<b>TOTAL</b>	<b>31/22</b>	<b>57</b>	<b>855</b>	<b>15.0</b>	<b>9</b>	<b>84/SFA</b>

### MITCHELL'S 2019 GAME-BY-GAME RECEIVING STATS

OPPONENT	G/S	REC	YDS	AVG	TD	LG
at Louisiana	1/1	6	88	14.7	1	31
Southern Miss	1/1	2	46	23.0	1	28
Kansas State	1/1	5	74	14.8	1	35
Kentucky	1/1	4	36	9.0	0	14
at Auburn	1/1	2	33	16.5	1	21
at Tennessee	1/1	5	58	11.6	0	21
LSU	1/1	0	0	0.0	0	0
at Texas A&M	1/1	1	9	9.0	0	9
at Arkansas	1/1	1	33	33.0	1	33
Alabama						
Abilene Christian						
Ole Miss						
<b>TOTAL</b>	<b>9/9</b>	<b>26</b>	<b>377</b>	<b>14.5</b>	<b>4</b>	<b>35</b>



## C.J. MORGAN

Safety

Senior • 6-0 • 200

Bossier City, La. (Parkway)

Major: Political Science

# 29

- Instinctive, hard-hitting defender who starts at free safety
- In his fourth season with the program after redshirting in 2016
- Played in 31 career contests, making 11 starts
- Collected 78 career tackles and three interceptions
- Team leader and tied for third in the SEC in pass breakups with eight in 2019
- Ranks second on squad in total tackles and is 17th in the SEC (53)
- Totaled six tackles, including the first TFL (0.5) of his career, **vs. Southern Miss (9/7)**
- Sealed the game against the Golden Eagles with a fourth-quarter INT, the third of his career
- Led MSU with a career-high nine tackles and career-best two PBUs **vs. Kentucky (9/21)**
- Team leader in tackles for the second straight week with eight **at #7 Auburn (9/28)**
- Matched career-high nine tackles **at Tennessee (10/12)**
- Notched five tackles and had a career-best four pass breakups **vs. #2 LSU (10/19)**
- Collected three tackles and one pass breakup in the first half **at Texas A&M (10/26)** ... Did not return in the second half vs. the Aggies due to upper body injury
- Did not play **at Arkansas (11/2)** due to upper body injury

### MORGAN'S CAREER DEFENSIVE STATS

YEAR	G/S	UA	A	TT	TFL-YDS	SACKS-YDS	INT	PBU	FF	FR
2017	10/0	4	1	5	0.0-0	0.0-0	0	0	0	0
2018	13/3	13	7	20	0.0-0	0.0-0	2	1	0	0
2019	8/8	29	24	53	0.5-2	0.0-0	1	8	0	0
<b>TOTAL</b>	<b>31/11</b>	<b>46</b>	<b>32</b>	<b>78</b>	<b>0.5-2</b>	<b>0.0-0</b>	<b>3</b>	<b>9</b>	<b>0</b>	<b>0</b>

### MORGAN'S 2019 GAME-BY-GAME DEFENSIVE STATS

OPPONENT	G/S	UA	A	TT	TFL-YDS	SACKS-YDS	INT	PBU	FF	FR
at Louisiana	1/1	7	0	7	0.0-0	0.0-0	0	0	0	0
Southern Miss	1/1	2	4	6	0.5-2	0.0-0	1	0	0	0
Kansas State	1/1	3	3	6	0.0-0	0.0-0	0	1	0	0
Kentucky	1/1	3	6	9	0.0-0	0.0-0	0	2	0	0
at Auburn	1/1	4	4	8	0.0-0	0.0-0	0	0	0	0
at Tennessee	1/1	5	4	9	0.0-0	0.0-0	0	0	0	0
LSU	1/1	2	3	5	0.0-0	0.0-0	0	4	0	0
at Texas A&M	1/1	3	0	3	0.0-0	0.0-0	0	1	0	0
at Arkansas					---DNP---					
Alabama										
Abilene Christian										
Ole Miss										
<b>TOTAL</b>	<b>8/8</b>	<b>29</b>	<b>24</b>	<b>53</b>	<b>0.5-2</b>	<b>0.0-0</b>	<b>1</b>	<b>8</b>	<b>0</b>	<b>0</b>



## JAVONTA PAYTON

Wide Receiver

Junior • 6-1 • 180

Nashville, Tenn. (Northwest [MS] CC)

Major: Communications

4

- One of the top-ranked junior college wide receivers in the country
- Versatile playmaker who also sees action on special teams
- Has made nine appearances and totaled five receptions for 63 yards
- Made his Bulldog debut **vs. Louisiana (8/31)**, hauling in a 9-yard reception
- Totaled two kick returns **vs. Kansas State (9/14)** for 40 yards, including a season-long return of 24
- Making his SEC debut, turned in the first multi-reception game of his career with two for 14 yards **vs. Kentucky (9/21)**
- Lone catch **at #7 Auburn (9/28)** was a career-long reception of 30 yards
- Saw action in the run game **at Tennessee (10/12)** with an 11-yard sweep

### PAYTON'S CAREER RECEIVING STATS


YEAR	G/S	REC	YDS	AVG	TD	LP/OPPONENT
2019	9/0	5	63	12.6	0	30/AUBURN
<b>TOTAL</b>	<b>9/0</b>	<b>5</b>	<b>63</b>	<b>12.6</b>	<b>0</b>	<b>30/AUBURN</b>

### PAYTON'S CAREER KICK RETURN STATS

YEAR	G/S	KR	YDS	AVG	LG	TD
2019	9/0	3	56	18.7	24	0
<b>TOTAL</b>	<b>9/0</b>	<b>3</b>	<b>56</b>	<b>18.7</b>	<b>24</b>	<b>0</b>

### PAYTON'S 2019 GAME-BY-GAME RECEIVING STATS

OPPONENT	G/S	REC	YDS	AVG	TD	LG
Louisiana	1/0	1	9	9.0	0	9
Southern Miss	1/0	1	10	10.0	0	10
Kansas State	1/0	0	0	0.0	0	0
Kentucky	1/0	2	14	7.0	0	13
at Auburn	1/0	1	30	30.0	0	30
at Tennessee	1/0	0	0	0.0	0	0
LSU	1/0	0	0	0.0	0	0
at Texas A&M	1/0	0	0	0.0	0	0
at Arkansas	1/0	0	0	0.0	0	0
Alabama						
Abilene Christian						
Ole Miss						
<b>TOTAL</b>	<b>9/0</b>	<b>5</b>	<b>63</b>	<b>12.6</b>	<b>0</b>	<b>30</b>



## NATHAN PICKERING

Defensive Tackle

Freshman • 6-4 • 315

Mount Olive, Miss. (Seminary)

Major: Mechanical Engineering

22

- In debut season in the defensive middle after enrolling at MSU in June 2019
- One of the top 100 prospects in the nation coming out of high school
- Made his collegiate debut **vs. Southern Miss (9/7)**
- Collected his first career sack and tackle in the fourth quarter **at #7 Auburn (9/28)**, dropping QB for a seven-yard loss
- Saw significant playing time **vs. #2 LSU (10/19)** and tallied a tackle for loss in the second quarter

### PICKERING'S CAREER DEFENSIVE STATS

YEAR	G/S	UA	A	TT	TFL-YDS	SACKS-YDS	INT	PBU	FF	FR
2019	5/0	2	1	3	2.0-8	1.0-7	0	0	0	0
<b>TOTAL</b>	<b>5/0</b>	<b>2</b>	<b>1</b>	<b>3</b>	<b>2.0-8</b>	<b>1.0-7</b>	<b>0</b>	<b>0</b>	<b>0</b>	<b>0</b>

### PICKERING'S 2019 GAME-BY-GAME DEFENSIVE STATS

OPPONENT	G/S	UA	A	TT	TFL-YDS	SACKS-YDS	INT	PBU	FF	FR
at Louisiana					---DNP---					
Southern Miss	1/0	0	0	0	0.0-0	0.0-0	0	0	0	0
Kansas State					---DNP---					
Kentucky					---DNP---					
at Auburn	1/0	1	0	1	1.0-7	1.0-7	0	0	0	0
at Tennessee					---DNP---					
LSU	1/0	1	0	1	1.0-1	0.0-0	0	0	0	0
at Texas A&M	1/0	0	1	0	0.0-0	0.0-0	0	0	0	0
at Arkansas	1/0	0	0	0	0.0-0	0.0-0	0	0	0	0
Alabama										
Abilene Christian										
Ole Miss										
<b>TOTAL</b>	<b>5/0</b>	<b>2</b>	<b>1</b>	<b>3</b>	<b>2.0-8</b>	<b>1.0-7</b>	<b>0</b>	<b>0</b>	<b>0</b>	<b>0</b>





## CHAUNCEY RIVERS

Defensive End

Senior • 6-3 • 275

Stone Mountain, Ga. (East Mississippi CC)

Major: Communication



5

- Ted Hendricks Award Watch List
- Senior Bowl Watch List
- Preseason Third Team All-SEC (Media, Coaches, Athlon Sports, Phil Steele)
- Moved into a starting role at defensive end on the strong-side
- An SEC graduate, who earned his degree in interdisciplinary studies last December
- Appeared in 22 career games with nine starts
- Collected 51 career tackles, including 11.5 for loss and 5.0 sacks
- Tops among team defensive linemen in tackles for loss this season (4.5)
- Made first start of MSU career **vs. Louisiana (8/31)** and had four tackles with 1.0 for loss
- Registered three tackles, one sack, one TFL, one pass breakup and two quarterback hurries **vs. Kentucky (9/21)**
- Collected a career-high five tackles, including 0.5 for loss, **at Tennessee (10/12)**
- Turned in a game-high and career-best 1.5 sacks of Joe Burrow **vs. #2 LSU (10/19)**
- Picked up a season-best five solo tackles **at Texas A&M (10/26)** and added a QB hurry

### RIVERS' CAREER DEFENSIVE STATS

YEAR	G/S	UA	A	TT	TFL-YDS	SACKS-YDS	INT	PBU	FF	FR
2018	13/0	8	16	24	7-29	2.5-19	0	0	0	0
2019	9/9	18	10	28	4.5-21	2.5-17	0	2	0	0
<b>TOTAL</b>	<b>22/9</b>	<b>26</b>	<b>26</b>	<b>52</b>	<b>11.5-50</b>	<b>5.0-36</b>	<b>0</b>	<b>2</b>	<b>0</b>	<b>0</b>

### RIVERS' 2019 GAME-BY-GAME DEFENSIVE STATS

OPPONENT	G/S	UA	A	TT	TFL-YDS	SACKS-YDS	INT	PBU	FF	FR
at Louisiana	1/1	4	0	4	1.0-1	0.0-0	0	0	0	0
Southern Miss	1/1	1	1	2	0.0-0	0.0-0	0	0	0	0
Kansas State	1/1	1	3	4	0.5-1	0.0-0	0	0	0	0
Kentucky	1/1	2	1	3	1.0-5	1.0-5	0	1	0	0
at Auburn	1/1	2	0	2	0.0-0	0.0-0	0	0	0	0
at Tennessee	1/1	2	3	5	0.5-2	0.0-0	0	0	0	0
LSU	1/1	1	1	2	1.5-12	1.5-12	0	0	0	0
at Texas A&M	1/1	5	0	5	0.0-0	0.0-0	0	0	0	0
at Arkansas	1/1	0	1	1	0.0-0	0.0-0	0	1	0	0
Alabama										
Abilene Christian										
Ole Miss										
<b>TOTAL</b>	<b>9/9</b>	<b>26</b>	<b>10</b>	<b>28</b>	<b>4.5-21</b>	<b>2.5-17</b>	<b>0</b>	<b>2</b>	<b>0</b>	<b>0</b>



## GARRETT SHRADER

Quarterback

Freshman • 6-4 • 220

Charlotte, N.C. (Charlotte Christian School)

Major: Undeclared

6

- SEC Freshman of the Week (Sept. 23 - Kentucky)
- One of the top dual-threat quarterbacks of the 2019 signing class
- Tabbed the starting quarterback on Oct. 14 and owns three starts this season
- January 2019 enrollee who participated in spring ball
- Responsible for 10 touchdowns this season (seven pass, three rush)
- Made his collegiate debut **vs. Southern Miss (9/7)**, taking over for an injured Tommy Stevens with 2:37 remaining in the second quarter and finishing 7-of-11 for 71 yards through the air
- Took over for an injured Tommy Stevens in the third quarter **vs. Kansas State (9/14)** and produced a 12-play, 79-yard scoring drive that was capped with his first career TD (5-yard run)
- Closed the game against Kansas State with 51 passing yards (4-of-12) and 82 yards rushing with a rushing TD on 10 attempts
- Made his first collegiate start **vs. Kentucky (9/21)** and accounted for 305 yards of total offense, including rushing for 125 yards on 11 carries and was an efficient 17-of-22 for 180 yards through the air
- Just the second MSU true freshman quarterback to start in an SEC game in the last 12 years - Damian Williams in the 2013 Egg Bowl is the other
- Accounted for all six of the Bulldogs' 20+ yard plays vs. Kentucky, including rushes of 49- and 36-yards
- The first MSU QB in school history to rush for over 100 yards and pass for over 100 yards in his first career start vs. Kentucky ... Was named SEC Freshman of the Week for his efforts
- Replaced Tommy Stevens in the first quarter **at #7 Auburn (9/28)**, finishing the game 12 of 23 passing for 209 yards and two touchdowns
- Rushed 16 yards against Auburn for 89 yards and a score, finishing with 298 total yards
- Orchestrated a 75-yard scoring drive in his first series at quarterback against Auburn, capping it off with his first touchdown of his career with a 9-yard touchdown pass to Stephen Guidry
- Completed a 47-yard completion to Farrod Green late in the second quarter against Auburn for the Bulldogs' longest passing play from scrimmage on the year
- Started the second half **at Tennessee (10/12)**, finishing the game 5-of-10 passing for 79 yards, one touchdown and one interception
- In just his second career start, accounted for 304 yards of total offense, rushing for a touchdown and throwing for a touchdown **vs. #2 LSU (10/19)** ... Provided 12-yard TD run in second quarter that made it a two-point deficit
- Threw for a career-high 238 yards and completed 60.7 percent of his passes vs. #2 LSU
- Fired a season-high three touchdown passes **at Texas A&M (10/26)**, finishing the game with 258 yards of total offense

### SHRADER'S CAREER PASSING/RUSHING STATS

YEAR	G/S	CMP	ATT	INT	PCT	YDS	TD	LG	RUSH	YDS	TD	LG
2019	7/3	75	136	5	.551	1022	4	47	92	504	3	49
<b>TOTAL</b>	<b>7/3</b>	<b>75</b>	<b>136</b>	<b>5</b>	<b>.551</b>	<b>1022</b>	<b>4</b>	<b>47</b>	<b>92</b>	<b>504</b>	<b>3</b>	<b>49</b>

### SHRADER'S 2019 GAME-BY-GAME PASSING/RUSHING STATS

OPPONENT	G/S	CMP	ATT	INT	PCT	YDS	TD	LG	RUSH	YDS	TD	LG
at Louisiana						---DNP---						
Southern Miss	1/0	7	11	0	.636	71	0	17	9	16	0	10
Kansas State	1/0	4	12	0	.333	51	0	26	10	82	1	16
Kentucky	1/1	17	22	1	.773	180	0	25	11	125	0	49
at Auburn	1/0	12	23	0	.522	209	2	47	16	89	1	24
at Tennessee	1/0	5	10	1	.500	79	1	21	13	62	0	14
LSU	1/1	17	28	2	.607	238	1	29	19	66	1	12
at Texas A&M	1/1	13	30	1	.433	194	3	38	14	64	0	14
at Arkansas						---DNP---						
Alabama												
Abilene Christian												
Ole Miss												
<b>TOTAL</b>	<b>7/2</b>	<b>75</b>	<b>136</b>	<b>5</b>	<b>.551</b>	<b>1022</b>	<b>7</b>	<b>47</b>	<b>92</b>	<b>504</b>	<b>3</b>	<b>49</b>





MAURICE SMITHERMAN

Cornerback  
Senior • 5-10 • 195  
Adamsville, Ala. (Minor)  
Major: Human Development/Family Sciences

8

- Preseason All-SEC Honorable Mention (PFF)
- Quick, talented defensive back who is a lockdown corner
- Saw significant action last season as a reserve cornerback and moves into a starting role
- Appeared in 42 contests with eight starts
- Totaled 48 tackles, two interceptions and five passes defended over his career
- Matched career high with five total tackles **at Tennessee (10/12)**
- Suffered a season-ending lower body injury at practice on Oct. 16

SMITHERMAN'S CAREER DEFENSIVE STATS

YEAR	G/S	UA	A	TT	TFL-YDS	SACKS-YDS	INT	PBU	FF	FR
2016	10/0	4	1	5	0-0	0-0	1	0	0	0
2017	13/0	3	3	6	0-0	0-0	0	0	0	0
2018	13/2	11	12	23	0-0	0-0	1	3	1	0
2019	6/6	10	4	14	0-0	0-0	0	0	0	0
TOTAL	42/8	28	20	48	0-0	0-0	2	3	1	0

SMITHERMAN'S 2019 GAME-BY-GAME DEFENSIVE STATS

OPPONENT	G/S	UA	A	TT	TFL-YDS	SACKS-YDS	INT	PBU	FF	FR
at Louisiana	1/1	1	0	1	0-0	0-0	0	0	0	0
Southern Miss	1/1	1	2	3	0-0	0-0	0	0	0	0
Kansas State	1/1	1	1	2	0-0	0-0	0	0	0	0
Kentucky	1/1	1	0	1	0-0	0-0	0	0	0	0
at Auburn	1/1	2	0	2	0-0	0-0	0	0	0	0
at Tennessee	1/1	4	1	5	0-0	0-0	0	0	0	0
LSU				---	DNP---					
at Texas A&M				---	DNP---					
at Arkansas				---	DNP---					
Alabama										
Abilene Christian										
Ole Miss										
TOTAL	6/6	10	4	14	0-0	0-0	0	0	0	0



MARQUISS SPENCER

Defensive End  
Junior • 6-2 • 285  
Greenwood, Miss. (Greenwood)  
Major: Interdisciplinary Studies

42

- Talented pass rusher who took over a starting role at defensive end
- Appeared in 38 total games with nine starts
- Collected 64 career tackles, including 11.0 TFLs and 3.0 sacks, and forced two fumbles and has three fumble recoveries
- Tied for third in the SEC in forced fumbles (2) this season
- In first career start **vs. Louisiana (8/31)**, had three tackles and forced a fumble
- Forced a fumble in the second quarter on a **Southern Miss (9/7)** third-down attempt, his second straight game with a forced fumble
- Added four total tackles against Southern Miss, including his first TFL and sack of the season
- Erupted for a career-high six tackles and one tackle for loss **at Texas A&M (10/26)** ... Was his first TFL since Week 3
- According to PFF, delivered the highest run grade among SEC edge defenders in Week 8 against the Aggies (85.3) with all six of his solo stops coming on 19 run defensive snaps
- Collected three tackles, including 0.5 for loss, and one QB hurry in win **at Arkansas (11/2)**

SPENCER'S CAREER DEFENSIVE STATS

YEAR	G/S	UA	A	TT	TFL-YDS	SACKS-YDS	INT	PBU	FF	FR
2016	12/0	9	8	17	3.0-12	1.0-9	0	0	0	1
2017	13/0	5	14	19	4.5-16	1.0-6	0	2	0	2
2018	4/0	1	2	3	0.5-1	0.0-0	0	0	0	0
2019	9/9	14	11	25	3.0-7	1.0-5	0	1	2	0
TOTAL	38/9	29	35	64	11.0-37	3.0-20	0	3	2	3

SPENCER'S 2019 GAME-BY-GAME DEFENSIVE STATS

OPPONENT	G/S	UA	A	TT	TFL-YDS	SACKS-YDS	INT	PBU	FF	FR
at Louisiana	1/1	3	0	3	0.0-0	0-0	0	0	1	0
Southern Miss	1/1	3	1	4	1.0-5	1-5	0	0	1	0
Kansas State	1/1	0	1	1	0.5-1	0-0	0	0	0	0
Kentucky	1/1	1	1	2	0.0-0	0-0	0	0	0	0
at Auburn	1/1	1	2	3	0.0-0	0-0	0	0	0	0
at Tennessee	1/1	0	1	1	0.0-0	0-0	0	0	0	0
LSU	1/1	0	2	2	0.0-0	0-0	0	1	0	0
at Texas A&M	1/1	6	0	6	1.0-1	0-0	0	0	0	0
at Arkansas	1/1	0	3	3	0.5-1	0-0	0	0	0	0
Alabama										
Abilene Christian										
Ole Miss										
TOTAL	9/9	14	11	25	3.0-8	1-5	0	1	2	0



## GEOR'QUARIUS SPIVEY

**Tight End**  
**Redshirt Freshman • 6-5 • 250**  
**Monroe, La. (Richwood)**  
**Major: Business Administration**

# 11

- A speedy and physical tight end who enters his second season
- Played in 12 career contests with one start
- Made his first collegiate start **vs. Kentucky (9/21)**
- Recorded the first reception of his career, hauling in a 12-yard pass **at #7 Auburn (9/28)**
- Hauled in his second career pass, a 7-yarder in win **at Arkansas (11/2)**

### SPIVEY'S CAREER RECEIVING STATS

YEAR	G/S	REC	YDS	AVG	TD	LP/OPPONENT
2018	3/0	0	0	0.0	0	NA
2019	9/1	2	19	9.5	0	12/AUBURN
<b>TOTAL</b>	<b>12/1</b>	<b>2</b>	<b>19</b>	<b>9.5</b>	<b>0</b>	<b>12/AUBURN</b>

### SPIVEY'S 2019 GAME-BY-GAME RECEIVING STATS

OPPONENT	G/S	REC	YDS	AVG	TD	LG
at Louisiana	1/0	0	0	0.0	0	0
Southern Miss	1/0	0	0	0.0	0	0
Kansas State	1/0	0	0	0.0	0	0
Kentucky	1/1	0	0	0.0	0	0
at Auburn	1/0	1	12	12.0	0	12
at Tennessee	1/0	0	0	0.0	0	0
LSU	1/0	0	0	0.0	0	0
at Texas A&M	1/0	0	0	0.0	0	0
at Arkansas	1/0	1	7	7.0	0	7
Alabama						
Abilene Christian						
Ole Miss						
<b>TOTAL</b>	<b>9/1</b>	<b>2</b>	<b>19</b>	<b>9.5</b>	<b>0</b>	<b>12</b>



## TOMMY STEVENS

**Quarterback**  
**Senior • 6-5 • 235**  
**Indianapolis, Ind. (Penn State)**  
**Major: Community College Education**



# 7

- Senior Bowl Watch List
- Graduate transfer quarterback from Penn State
- Named the starting quarterback heading into the season
- Graduated from Penn State in December 2018 with a degree in telecommunications
- Thrown at least one TD pass to four different receivers so far this season
- Responsible for nine touchdowns this season (7 passing, 2 rushing)
- Started for the first time in his college career **vs. Louisiana (8/31)**
- It was his first start at any level since Nov. 7, 2014 in high school
- In MSU debut, went 20-of-30 passing for 236 yards and two TDs and rushed 11 times for 37 yards and one TD vs. Louisiana
- Improved to 2-0 as a starter, including his first at home inside Davis Wade Stadium, with a 38-15 victory vs. **Southern Miss (9/7)**
- For the second straight game, connected with WR Osirus Mitchell for a TD on MSU's opening drive with a 28-yard score
- Went 7-of-7 passing for 84 yards and a TD in the first quarter, and on the next play threw an 11-yard TD strike to WR Stephen Guidry.
- Connected on his first nine passing attempts (105 yards, two TDs) before an incompletion late in the second quarter
- It was the longest streak for a MSU quarterback to start the game since QB Dak Prescott completed his first 12 passing attempts against Arkansas in 2015
- Left the USM game late in the second quarter with an injury and did not return
- Scored MSU's first touchdown **vs. Kansas State (9/14)** on a 2-yard run with 5:39 in the second quarter for his second rushing TD this season and first since the season opener
- Connected on seven of his 15 passing attempts against the Wildcats for 100 yards and hit Osirus Mitchell for a career-long, 35-yard touchdown pass
- Left the K-State game during the third quarter due to an upper body injury
- Did not see action **vs. Kentucky (9/21)** due to an upper body injury
- Earned the start at **Auburn (9/28)** but left the game in the first quarter due to a lower body injury
- Started the game at quarterback at **Tennessee (10/12)**, completing 6-of-11 passes for 67 yards and rushing nine times for 26 yards in the first half
- Made the start **at Arkansas (11/2)**, finishing with 246 yards of total offense, including a career-high 74 yards rushing ... Fired two touchdown passes to Osirus Mitchell and Farrod Green

### STEVENS' CAREER PASSING/RUSHING STATS

YEAR	G/S	CMP	ATT	INT	PCT	YDS	TD	LG	RUSH	YDS	TD	LG
2019	6/6	55	87	4	.632	515	7	42	49	126	2	15
<b>TOTAL</b>	<b>6/6</b>	<b>55</b>	<b>87</b>	<b>4</b>	<b>.632</b>	<b>515</b>	<b>7</b>	<b>42</b>	<b>49</b>	<b>126</b>	<b>2</b>	<b>15</b>

### STEVENS' 2019 GAME-BY-GAME PASSING/RUSHING STATS

OPPONENT	G/S	CMP	ATT	INT	PCT	YDS	TD	LG	RUSH	YDS	TD	LG
at Louisiana	1/1	20	30	0	.667	236	2	31	11	37	1	14
Southern Miss	1/1	9	10	0	.900	105	2	28	6	0	0	6
Kansas State	1/1	7	15	2	.467	100	1	35	7	5	1	4
Kentucky					---DNP---							
at Auburn	1/1	1	3	0	.333	7	0	7	1	-16	0	0
at Tennessee	1/1	6	11	2	.545	67	0	19	9	26	0	10
LSU					---DNP---							
at Texas A&M					---DNP---							
at Arkansas	1/1	12	18	0	.667	172	2	42	15	74	0	15
Alabama												
Abilene Christian												
Ole Miss												
<b>TOTAL</b>	<b>6/6</b>	<b>55</b>	<b>87</b>	<b>4</b>	<b>.632</b>	<b>515</b>	<b>7</b>	<b>42</b>	<b>49</b>	<b>126</b>	<b>2</b>	<b>15</b>



## DEDDRICK THOMAS

Wide Receiver

Senior • 5-9 • 190

Memphis, Tenn. (Memphis Central)

Major: Psychology



# 2

- Senior Bowl Watch List
- Returning shifty slot receiver who is in his fifth year with the program
- Also a major contributor in the return game with one touchdown to his credit
- An SEC graduate, earning his degree in kinesiology in May 2019
- Provides great experience with 45 career games played and 16 starts
- Collected 66 career receptions for 834 yards
- Hauled in multiple receptions in eight of nine contests this season
- Caught a 17-yard touchdown in the fourth quarter **at Tennessee (10/12)** for his first score of the season
- MSU's second-leading receiver **vs. #2 LSU (10/19)**, collecting three receptions for 31 yards, including a beautiful diving catch in the middle of the field in the first half
- Tied for team lead in catches at **Texas A&M (10/26)**, making three for 43 yards
- Caught a 42-yard pass as part of a game-high 59 yards receiving in win **at Arkansas (11/2)**

### THOMAS' CAREER RECEIVING STATS

YEAR	G/S	REC	YDS	AVG	TD	LP/OPPONENT
2016	10/0	5	44	8.8	1	15/UMASS
2017	13/0	22	227	10.3	4	24/CSU
2018	13/8	19	256	13.5	2	44/LOUISIANA
2019	9/8	20	307	15.4	1	42/ARKANSAS
<b>TOTAL</b>	<b>45/16</b>	<b>66</b>	<b>834</b>	<b>12.6</b>	<b>8</b>	<b>44/LOUISIANA</b>

### THOMAS' 2019 GAME-BY-GAME RECEIVING STATS

OPPONENT	G/S	REC	YDS	AVG	TD	LG
at Louisiana	1/1	2	19	9.5	0	10
Southern Miss	1/1	1	12	12.0	0	12
Kansas State	1/1	2	32	16.0	0	26
Kentucky	1/0	2	46	23.0	0	25
at Auburn	1/1	2	22	11.0	0	12
at Tennessee	1/1	2	25	12.5	1	17
LSU	1/1	3	31	10.3	0	17
at Texas A&M	1/1	3	43	14.3	0	25
at Arkansas	1/1	2	59	29.5	0	42
Alabama						
Abilene Christian						
Ole Miss						
<b>TOTAL</b>	<b>9/8</b>	<b>20</b>	<b>307</b>	<b>15.4</b>	<b>1</b>	<b>42</b>



## ERROLL THOMPSON

Linebacker

Junior • 6-1 • 250

Florence, Ala. (Florence)

Major: Interdisciplinary Studies

# 40

- Preseason First Team All-SEC (Media, Coaches, PFF, Athlon Sports)
- Preseason Third Team All-SEC (Phil Steele)
- Voted a team captain by his fellow teammates
- Smart, instinctive, hard-hitting junior who is one of the best linebackers in college football
- In his fourth year with the program and his second as a primary starter
- Appeared in 35 career games with 25 starts
- Collected 196 career total tackles, including 16 for loss and six sacks
- Has recorded four double-digit tackling games during his career
- The team leader in tackles for the second straight year, and is currently 13th in the SEC with 63
- Led all Bulldog tacklers with 10 in the season opener **vs. Louisiana (8/31)**
- Turned in his second double-digit tackling game of the season **at Tennessee (10/12)** with a season-high 12 tackles, including his first tackle for loss of the year
- Provided seven tackles, including 0.5 for loss, and one quarterback hurry of Joe Burrow **vs. #2 LSU (10/19)**
- Turned in an eight-tackle game in win **at Arkansas (11/2)**

### THOMPSON'S CAREER DEFENSIVE STATS

YEAR	G/S	UA	A	TT	TFL-YDS	SACKS-YDS	INT	PBU	FF	FR
2017	13/3	21	25	46	5.5-36	2.5-18	0	1	1	0
2018	13/13	31	56	87	9.0-34	3.5-26	2	0	0	0
2019	9/9	29	34	63	1.5-3	0.0-0	0	1	0	1
<b>TOTAL</b>	<b>35/25</b>	<b>81</b>	<b>115</b>	<b>196</b>	<b>16.0-73</b>	<b>6.0-44</b>	<b>2</b>	<b>2</b>	<b>1</b>	<b>1</b>

### THOMPSON'S 2019 GAME-BY-GAME DEFENSIVE STATS

OPPONENT	G/S	UA	A	TT	TFL-YDS	SACKS-YDS	INT	PBU	FF	FR
at Louisiana	1/1	9	1	10	0.0-0	0.0-0	0	0	0	1
Southern Miss	1/1	1	3	4	0.0-0	0.0-0	0	0	0	0
Kansas State	1/1	1	8	9	0.0-0	0.0-0	0	0	0	0
Kentucky	1/1	4	3	7	0.0-0	0.0-0	0	1	0	0
at Auburn	1/1	1	0	1	0.0-0	0.0-0	0	0	0	0
at Tennessee	1/1	5	8	13	1.0-2	0.0-0	0	0	0	0
LSU	1/1	3	4	7	0.5-1	0.0-0	0	0	0	0
at Texas A&M	1/1	2	2	4	0.0-0	0.0-0	0	0	0	0
at Arkansas	1/1	3	5	8	0.0-0	0.0-0	0	0	0	0
Alabama										
Abilene Christian										
Ole Miss										
<b>TOTAL</b>	<b>9/9</b>	<b>29</b>	<b>34</b>	<b>63</b>	<b>1.5-3</b>	<b>0-0</b>	<b>0</b>	<b>1</b>	<b>0</b>	<b>1</b>



## KEYTAON THOMPSON

Quarterback  
Junior • 6-4 • 235  
New Orleans, La. (Landry-Walker)  
Major: Sports Studies

# 10

- Exceptional dual-threat quarterback, who is 2-0 as a starter with 18 career touchdowns
- Led the Bulldogs to a 2017 TaxSlayer Bowl victory in his first career start
- Also started the 2018 season opener in place of Nick Fitzgerald
- Played in 19 games with two starts
- Owns three 100-yard rushing games
- Has not seen any action in 2019

### THOMPSON'S CAREER PASSING/RUSHING STATS

YEAR	G/S	CMP	ATT	INT	PCT	YDS	TD	LG	RUSH	YDS	TD	LG
2017	10/1	32	66	2	.485	388	2	32	75	448	6	40
2018	9/1	18	39	1	.462	458	6	84	24	226	4	25
2019	0/0	0	0	0	.000	0	0	0	0	0	0	0
<b>TOTAL</b>	<b>19/2</b>	<b>50</b>	<b>105</b>	<b>3</b>	<b>.476</b>	<b>846</b>	<b>8</b>	<b>84</b>	<b>99</b>	<b>672</b>	<b>10</b>	<b>40</b>

### THOMPSON'S 2019 GAME-BY-GAME PASSING/RUSHING STATS

OPPONENT	G/S	CMP	ATT	INT	PCT	YDS	TD	LG	RUSH	YDS	TD	LG
at Louisiana					---DNP---							
Southern Miss					---DNP---							
Kansas State					---DNP---							
Kentucky					---DNP---							
at Auburn					---DNP---							
at Tennessee					---DNP---							
LSU					---DNP---							
at Texas A&M					---DNP---							
at Arkansas					---DNP---							
Alabama												
Abilene Christian												
Ole Miss												
<b>TOTAL</b>	<b>0/0</b>	<b>0</b>	<b>0</b>	<b>0</b>	<b>.000</b>	<b>0</b>	<b>0</b>	<b>0</b>	<b>0</b>	<b>0</b>	<b>0</b>	<b>0</b>



## TIM WASHINGTON

Linebacker  
Senior • 6-3 • 240  
Yazoo City, Miss. (Yazoo City)  
Major: Workforce Education Leadership



# 41


- An imposing, veteran linebacker who is an option at the position
- Played in 46 career games and serves as the backup Mike linebacker
- An SEC graduate, who earned his undergraduate degree in industrial technology in May
- Totaled 42 career tackles, including 3.5 for loss
- In 2019, tied for the SEC lead in forced fumbles through eight games (2)
- Collected a season-high six tackles, including 1.0 for loss, **vs. Kansas State (9/14)**
- Recorded two tackles including the first sack of his career **vs. Kentucky (9/21)**
- Totaled four tackles and forced two fumbles, the firsts of his career, **at #7 Auburn (9/28)**
- Did not see action **at Tennessee (10/12)** due to an upper-body injury

### WASHINGTON'S CAREER DEFENSIVE STATS

YEAR	G/S	UA	A	TT	TFL-YDS	SACKS-YDS	INT	PD	FF	FR
2016	12/0	0	0	0	0-0	0-0	0	0	0	0
2017	13/0	1	7	8	0-0	0-0	0	0	0	0
2018	13/0	5	16	21	1.5-3	0-0	0	0	0	0
2019	8/0	6	7	13	2.0-8	1-7	0	0	2	0
<b>TOTAL</b>	<b>46/0</b>	<b>12</b>	<b>30</b>	<b>42</b>	<b>3.5-11</b>	<b>1-7</b>	<b>0</b>	<b>0</b>	<b>2</b>	<b>0</b>

### WASHINGTON'S 2019 GAME-BY-GAME DEFENSIVE STATS

OPPONENT	G/S	UA	A	TT	TFL-YDS	SACKS-YDS	INT	PD	FF	FR
at Louisiana	1/0	0	0	0	0.0-0	0.0-0	0	0	0	0
Southern Miss	1/0	0	0	0	0.0-0	0.0-0	0	0	0	0
Kansas State	1/0	1	5	6	1.0-1	0.0-0	0	0	0	0
Kentucky	1/0	1	1	2	1.0-7	1.0-7	0	0	0	0
at Auburn	1/0	4	0	4	0.0-0	0.0-0	0	0	2	0
at Tennessee					---DNP---					
LSU	1/0	0	0	0	0.0-0	0.0-0	0	0	0	0
at Texas A&M	1/0	0	1	1	0.0-0	0.0-0	0	0	0	0
at Arkansas	1/0	0	0	0	0.0-0	0.0-0	0	0	0	0
Alabama										
Abilene Christian										
Ole Miss										
<b>TOTAL</b>	<b>8/0</b>	<b>6</b>	<b>7</b>	<b>13</b>	<b>2.0-8</b>	<b>1.0-7</b>	<b>0</b>	<b>0</b>	<b>2</b>	<b>0</b>



## AUSTIN WILLIAMS

Wide Receiver  
Sophomore • 6-3 • 200  
Ocean Springs, Miss. (Ocean Springs)  
Major: Finance

# 85

- Promising sophomore receiver with good size and tremendous hands
- Appeared in 22 contests, making five starts
- Collected 18 receptions for 241 career yards and four touchdowns for his career
- Had a 12-yard TD catch to give MSU a 35-14 lead in the fourth quarter **vs. Louisiana (8/31)**
- It was the fourth TD catch of his career and his first since hauling in a pair of TD passes vs. Arkansas on Nov. 17, 2018
- Made a 10-yard catch in the fourth quarter **at Texas A&M (10/26)**, his first since the SEC opener
- Provided his second multi-catch game of the year with two catches for 18 yards in win **at Arkansas (11/2)**

### WILLIAMS' CAREER RECEIVING STATS

YEAR	G/S	REC	YDS	AVG	TD	LP/OPPONENT
2018	13/5	10	137	13.7	3	33/ARKANSAS
2019	9/0	8	104	13.0	1	28/LOUISIANA
<b>TOTAL</b>	<b>22/5</b>	<b>18</b>	<b>241</b>	<b>13.4</b>	<b>4</b>	<b>33/ARKANSAS</b>

### WILLIAMS' 2019 GAME-BY-GAME RECEIVING STATS

OPPONENT	G/S	REC	YDS	AVG	TD	LG
at Louisiana	1/0	3	43	14.3	1	28
Southern Miss	1/0	1	13	13.0	0	13
Kansas State	1/0	0	0	0.0	0	0
Kentucky	1/0	1	20	20.0	0	20
at Auburn	1/0	0	0	0.0	0	0
at Tennessee	1/0	0	0	0.0	0	0
LSU	1/0	0	0	0.0	0	0
at Texas A&M	1/0	1	10	10.0	0	10
at Arkansas	1/0	2	18	9.0	0	11
Alabama						
Abilene Christian						
Ole Miss						
<b>TOTAL</b>	<b>9/0</b>	<b>8</b>	<b>104</b>	<b>13.0</b>	<b>1</b>	<b>28</b>



## TYLER WILLIAMS

Cornerback  
Sophomore • 6-2 • 175  
Oxford, Miss. (Lafayette)  
Major: Business Administration

# 13

- Lockdown, lengthy corner who is poised for a strong sophomore campaign
- Appeared in 14 games, primarily as a reserve cornerback, with two starts to his credit
- Totaled 16 career tackles and has broken up four passes
- Broke up a career-high two passes **vs. Louisiana (8/31)**
- Set career high with three tackles **vs. Southern Miss (9/7)** and added the first fumble recovery of his career
- Earned the start in place of an injured Cameron Dantzler **vs. Kansas State (9/14)** and collected three tackles
- Did not see action **at #7 Auburn (9/28)**, **at Tennessee (10/12)** and **vs. #2 LSU (10/19)** due to injury
- Returned from injury, seeing his first action since Week 4 when he made one tackle and notched a quarterback hurry **at Texas A&M (10/27)**
- Made his second career start and collected one tackle **at Arkansas (11/2)**

### WILLIAMS' CAREER DEFENSIVE STATS

YEAR	G/S	UA	A	TT	TFL-YDS	SACKS-YDS	INT	PBU	FF	FR
2018	9/0	4	2	6	0-0	0-0	0	1	0	0
2019	6/2	5	6	11	0-0	0-0	0	3	1	0
<b>TOTAL</b>	<b>15/2</b>	<b>9</b>	<b>8</b>	<b>17</b>	<b>0-0</b>	<b>0-0</b>	<b>0</b>	<b>4</b>	<b>1</b>	<b>0</b>

### WILLIAMS' 2019 GAME-BY-GAME DEFENSIVE STATS

OPPONENT	G/S	UA	A	TT	TFL-YDS	SACKS-YDS	INT	PBU	FF	FR
at Louisiana	1/0	0	0	0	0-0	0-0	0	2	0	0
Southern Miss	1/0	1	2	3	0-0	0-0	0	0	1	0
Kansas State	1/1	0	3	3	0-0	0-0	0	0	0	0
Kentucky	1/0	2	1	3	0-0	0-0	0	1	0	0
at Auburn					---DNP---					
at Tennessee					---DNP---					
LSU					---DNP---					
at Texas A&M	1/0	1	0	1	0-0	0-0	0	0	0	0
at Arkansas	1/1	1	0	1	0-0	0-0	0	0	0	0
Alabama										
Abilene Christian										
Ole Miss										
<b>TOTAL</b>	<b>6/2</b>	<b>5</b>	<b>6</b>	<b>11</b>	<b>0-0</b>	<b>0-0</b>	<b>0</b>	<b>3</b>	<b>1</b>	<b>0</b>



## LEE WITHERSPOON

Running Back  
Freshman • 5-10 • 205  
Birmingham, Ala. (North Jackson)  
Major: Undeclared

# 22

- Outstanding true freshman running back who shattered Alabama state records at North Jackson High School
- Holds Alabama state records for single-season rushing TDs (53) and total TDs (59)
- Recorded first career TD with a 22-yard run in the fourth quarter **vs. Southern Miss (9/7)**
- Finished with 40 yards on seven carries against the Golden Eagles
- Recorded the first reception of his career with an 18-yard catch **at Tennessee (10/12)**
- Saw significant action in second half **vs. #2 LSU (10/19)**, catching two passes for 16 yards
- Returned the first kickoff of his career with a 15-yard return in the fourth quarter at **Texas A&M (10/26)**
- Delivered his highest output in an SEC game with 24 yards on the ground on five carries **at Arkansas (11/2)**

### WITHERSPOON'S CAREER RUSHING/RECEIVING STATS

YEAR	G/S	RUSH	YDS	AVG	TD	LG	REC	YDS	AVG	TD	LG
2019	7/0	17	71	4.2	1	22	3	34	11.3	0	18
<b>Total</b>	<b>7/0</b>	<b>17</b>	<b>71</b>	<b>4.2</b>	<b>1</b>	<b>22</b>	<b>3</b>	<b>34</b>	<b>11.3</b>	<b>0</b>	<b>18</b>

### WITHERSPOON'S 2019 GAME-BY-GAME RUSHING/RECEIVING STATS

OPPONENT	G/S	RUSH	YDS	AVG	TD	LG	REC	YDS	AVG	TD	LG
at Louisiana							---	DNP---			
Southern Miss	1/0	7	40	5.7	1	22	0	0	0.0	0	0
Kansas State	1/0	3	4	1.3	0	2	0	0	0.0	0	0
Kentucky	1/0	0	0	0.0	0	0	0	0	0.0	0	0
at Auburn	1/0	2	3	2.5	0	0	0	0	0.0	0	0
at Tennessee	1/0	0	0	0.0	0	0	1	18	18.0	0	18
LSU	1/0	0	0	0.0	0	0	2	16	8.0	0	12
at Texas A&M	1/0	0	0	0.0	0	0	0	0	0.0	0	0
at Arkansas	1/0	5	24	4.8	0	9	0	0	0.0	0	0
Alabama											
Abilene Christian											
Ole Miss											
<b>TOTAL</b>	<b>7/0</b>	<b>17</b>	<b>71</b>	<b>4.2</b>	<b>1</b>	<b>22</b>	<b>3</b>	<b>34</b>	<b>11.3</b>	<b>0</b>	<b>18</b>



## ISAIAH ZUBER

Wide Receiver  
Senior • 6-0 • 190  
Stone Mountain, Ga. (Kansas State)  
Major: Workforce Education Leadership



# 12

- An athletic, lockdown graduate transfer who can play multiple receiver positions
- Also contributes on special teams as the primary kickoff return option
- Kansas State's top receiver in 2018 with 52 catches, 619 yards and five touchdowns
- Including his Kansas State career, has caught 13 career touchdown passes (2 at MSU, 11 at KState)
- Made his MSU debut **vs. Louisiana (8/31)**, hauling in a reception for 14 yards
- Returned two kicks vs. the Ragin' Cajuns for a total of 36 yards
- Made his first start as a Bulldog **vs. Kentucky (9/21)**, recording three receptions for 16 yards
- Hauled in a 20-yard catch **at #7 Auburn (9/28)**
- Earned his second start of the season **at Tennessee (10/12)**, rushing one time for four yards
- Solid game vs. **#2 LSU (10/19)**, making three catches for 53 yards, including a long of 29
- Provided a season-long 28-yard kickoff return in the second quarter against the Tigers
- MSU's top receiver **at Texas A&M (10/26)**, notching the first two TDs of his Bulldog career on a three-catch, 58-yard day ... Was the third 2-TD game of his career (had two as a junior at Kansas State) ... Both TDs came in the second half, including a 38-yarder in the fourth quarter
- Became the first Bulldog of the season with a 2-TD receiving game and first since Austin Williams vs. Arkansas in 2018
- Finished the Texas A&M game with 140 all-purpose yards, second-most on the day, after a season-high 80 yards on kickoff returns (averaged 20.0 ypr)

### ZUBER'S MSU CAREER RECEIVING STATS

YEAR	G/S	REC	YDS	AVG	TD	LP/OPPONENT
2019	9/2	14	211	15.0	2	38/TEXAS A&M
<b>TOTAL</b>	<b>9/2</b>	<b>14</b>	<b>211</b>	<b>15.0</b>	<b>2</b>	<b>38/TEXAS A&amp;M</b>

### ZUBER'S MSU CAREER KICK RETURN STATS

YEAR	G/S	KR	YDS	AVG	LG	TD
2019	9/2	9	171	19.0	28	0
<b>TOTAL</b>	<b>9/2</b>	<b>9</b>	<b>171</b>	<b>19.0</b>	<b>28</b>	<b>0</b>

### ZUBER'S 2019 GAME-BY-GAME RECEIVING STATS

OPPONENT	G/S	REC	YDS	AVG	TD	LG
at Louisiana	1/0	1	14	14.0	0	14
Southern Miss	1/0	2	23	11.5	0	17
Kansas State	1/0	0	0	0.0	0	0
Kentucky	1/1	3	16	5.3	0	7
at Auburn	1/0	1	20	20.0	0	20
at Tennessee	1/1	0	0	0.0	0	0
LSU	1/0	3	53	17.7	0	29
at Texas A&M	1/0	3	58	19.3	2	38
at Arkansas	1/0	1	27	27.0	0	27
Alabama						
Abilene Christian						
Ole Miss						
<b>TOTAL</b>	<b>9/2</b>	<b>14</b>	<b>211</b>	<b>15.0</b>	<b>2</b>	<b>38</b>

GAME 1

MSU  
Louisiana

38  
28

Aug. 31, 2019  
Mercedes-Benz Superdome  
New Orleans, La.  
22,440

Mississippi State

RUSHING	Att.	Gain	Lost	Net	TD	Long	Avg.
Kylin Hill	27	197	0	197	1	20	7.3
Tommy Stevens	11	44	7	37	1	14	3.4
Nick Gibson	2	27	0	27	1	19	13.5

PASSING	Com	Att	Int	Yds	TD	Long	Sacks
Tommy Stevens	20	30	0	236	2	31	2

RECEIVING	No.	Yds.	TD	Long
Osirus Mitchell	6	88	1	31
Stephen Guidry	4	36	0	19
Austin Williams	3	43	1	28
Deddrick Thomas	2	19	0	10
Isaiah Zuber	1	14	0	14
Dontea Jones	1	14	0	14
Kylin Hill	1	10	0	10
JaVonta Payton	1	9	0	9
Farrod Green	1	3	0	3

PUNTING	No.	Yds.	Avg.	Long	I20	TB
Tucker Day	2	80	40.0	42	2	0

FIELD GOALS	Att.	Made	Long	KICKS
Jordan Lawless	2	1	37	missed 27

ALL RETURNS	Punts			Kickoffs			Intercepted		
	No.	Yds.	Lg.	No.	Yds.	Lg.	No.	Yds.	Lg.
Isaiah Zuber	0	0	0	2	36	22	0	0	0
Cameron Dantzler	0	0	0	0	0	0	1	0	0
Maurice Smitherman	0	0	0	0	0	0	1	0	0
Malik Dear	2	40	40	0	0	0	0	0	0
Taury Dixon	1	0	0	0	0	0	0	0	0
Brian Cole II	0	0	0	1	18	18	0	0	0

Louisiana

RUSHING	Att.	Gain	Lost	Net	TD	Long	Avg.
Raymond Calais	8	80	0	80	0	26	10.0
Trey Ragas	9	63	0	63	1	17	7.0
Elija Mitchell	14	31	0	31	1	9	2.2
Levi Lewis	6	18	28	-10	1	10	-1.7

PASSING	Com	Att	Int	Yds	TD	Long	Sacks
Levi Lewis	23	9	2	267	1	32	1

RECEIVING	No.	Yds.	TD	Long
Jamal Bell	8	113	0	22
Ja'Mar Bradley	6	93	0	32
Raymond Calais	3	15	0	11
Peter LeBlanc	2	5	0	4
Elija Mitchell	2	4	0	7
Trey Ragas	1	19	0	19
Nick Ralston	1	11	1	11
Bria Smith Jr.	1	7	0	7

PUNTING	No.	Yds.	Avg.	Long	I20	TB
Rhys Byrns	3	133	44.3	46	1	0

FIELD GOALS	Att.	Made	Long	KICKS
none				

ALL RETURNS	Punts			Kickoffs			Intercepted		
	No.	Yds.	Lg.	No.	Yds.	Lg.	No.	Yds.	Lg.
Ja'Mar Bradley	0	0	0	2	38	23	0	0	0
Raymond Calais	0	0	0	1	19	19	0	0	0
Chris Smith	0	0	0	3	68	30	0	0	0

MSU Tops Louisiana In New Orleans, 38-28

Playing its first game in the Mercedes-Benz Superdome since 2007, MSU used 497 yards of total offense in **Tommy Stevens'** debut as quarterback to defeat Louisiana, 38-28, in New Orleans. **Kylin Hill** rushed for 197 yards on 27 carries, representing the highest rushing output by a Bulldog in a season opener in program history. Stevens, the graduate transfer from Penn State, didn't waste any time in making an impact as he orchestrated a six-play, 74-yard drive that culminated with a beautiful over-the-shoulder throw to **Osirus Mitchell** for a 31-yard touchdown with 12:27 in the first quarter. With the score tied at 14 all, MSU reeled off 21 unanswered points behind the Stevens-Hill combo. Both accounted for rushing touchdowns. **Malik Dear's** 40-yard punt return early in the fourth quarter set up a Stevens-to-**Austin Williams** 12-yard passing score on the ensuing play to make it 35-14. Stevens finished 20-of-30 with 236 yards passing. The Ragin' Cajuns rallied with 14 straight points, including a 99-yard drive late in the game. **Jordan Lawless'** first career made field goal, a 37-yarder with 1:02 to go, pushed it to a double-digit margin. **Erroll Thompson** led all tacklers with 10 and a fumble recovery. State forced four turnovers - three fumbles and one interception. **Cameron Dantzler** added seven tackles, one fumble recovery and an interception on UL's first offensive play of the game.

Mississippi State	7	14	7	10	- 38
Louisiana	7	7	0	14	- 28

1st	12:27	MSU	Osirus Mitchell 31 yd pass from Tommy Stevens (Jordan Lawless kick)
	03:17	UL	Elija Mitchell 3 yd run (Stevie Artigue kick)
2nd	09:18	MSU	Nick Gibson 8 yd run (Jordan Lawless kick)
	04:31	UL	Nick Ralston 11 yd pass from Levi Lewis (Stevie Artigue kick)
	00:31	MSU	Tommy Stevens 4 yd run (Jordan Lawless kick)
3rd	07:07	MSU	Kylin Hill 5 yd run (Jordan Lawless kick)
4th	13:07	MSU	Austin Williams 12 yd pass from Tommy Stevens (Jordan Lawless kick)
	09:56	UL	Levi Lewis 1 yd run (Stevie Artigue kick)
	02:45	UL	Trey Ragas 17 yd run (Stevie Artigue kick)
	01:02	MSU	Jordan Lawless 37 yd field goal

Team Stats

	MSU	UL
FIRST DOWNS	29	27
Rushing	15	10
Passing	13	16
Penalty	1	1
NET YARDS RUSHING	261	164
Rushing Attempts	40	37
Average Per Rush	6.5	4.4
NET YARDS PASSING	236	267
Completions-Attempts-Int	20-30-0	24-39-2
Average Per Attempt	7.9	6.8
Average Per Completion	11.8	11.1
TOTAL OFFENSE YARDS	497	431
Total offense plays	70	76
Average Gain Per Play	7.1	5.7
Fumbles: Number-Lost	2-2	3-3
Penalties: Number-Yards	5-40	5-45
PUNTS-YARDS	2-80	3-133
KICKOFFS-YARDS	7-400	5-262
Punt returns: Number-Yards-TD	3-40-0	0-0-0
Kickoff returns: Number-Yds-TD	3-54-0	6-125-0
Interceptions: Number-Yds-TD	1-0-0	0-0-0
Fumble Returns: Number-Yds-TD	0-0-0	0-0-0
Possession Time	31:03	28:57
Third-Down Conversions	4 of 9	4 of 10
Fourth-Down Conversions	1 of 2	0 of 1
Red-Zone Scores-Chances	5-6	4-5
Sacks By: Number-Yards	1-5	2-7
PAT Kicks	5-5	4-4
Field Goals	1-2	0-0
Points off turnovers	7	7



# GAME 2

## Southern Miss MSU

15  
38

Sept. 7, 2019  
Davis Wade Stadium  
Starkville, Miss.  
55,143

### Southern Miss

RUSHING	Att.	Gain	Lost	Net	TD	Long	Avg.
Kevin Perkins	5	51	0	51	0	26	10.2
D. Harris	6	49	0	49	0	18	8.2
Darius Maberry	4	12	0	12	0	8	3.0
S. Anderson	2	11	0	11	0	11	5.5
Dee Baker	1	2	0	2	0	2	2.0
Jaylond Adams	2	2	0	2	0	2	1.0
Jordan Kempf	1	0	5	-5	0	0	-5.0
Jack Abraham	6	10	22	-12	0	4	-2.0

PASSING	Com	Att	Int	Yds	TD	Long	Sacks
Jack Abraham	18	26	2	234	2	65	2

RECEIVING	No.	Yds.	TD	Long
J. Mitchell	6	94	1	65
Tim Jones	5	73	0	25
Jaylond Adams	4	56	1	28
Trevor Terry	1	7	0	7
Kevin Perkins	1	3	0	3
Neil McLaurin	1	1	0	1

PUNTING	No.	Yds.	Avg.	Long	I20	TB
Zac Everett	3	125	41.7	43	0	0
Matt Bromell	2	45	22.5	29	0	0

FIELD GOALS	Att.	Made	Long	KICKS
Andrew Stein	1	0	--	missed 36

ALL RETURNS	Punts			Kickoffs			Intercepted		
	No.	Yds.	Lg.	No.	Yds.	Lg.	No.	Yds.	Lg.
Jaylond Adams	1	2	2	1	12	12	0	0	0
Dee Baker	0	0	0	1	26	26	0	0	0

### Mississippi State

RUSHING	Att.	Gain	Lost	Net	TD	Long	Avg.
Kylin Hill	14	125	2	123	1	22	8.8
L. Witherspoon	7	40	0	40	1	22	5.7
Nick Gibson	5	32	1	31	1	13	6.2
Garrett Shrader	9	23	7	16	0	10	1.8
Tommy Stevens	6	14	14	0	0	6	0.0

PASSING	Com	Att	Int	Yds	TD	Long	Sacks
Garrett Shrader	7	11	0	71	0	17	1
Tommy Stevens	9	10	0	105	2	28	2

RECEIVING	No.	Yds.	TD	Long
Stephen Guidry	3	32	1	11
Osirus Mitchell	2	46	1	28
Isaiah Zuber	2	23	0	17
Kylin Hill	2	19	0	15
Dontea Jones	2	9	0	6
Austin Williams	1	13	0	13
Deddrick Thomas	1	12	0	12
JaVonta Payton	1	10	0	10
Cameron Gardner	1	7	0	7
Robert Rivers	1	5	0	5

PUNTING	No.	Yds.	Avg.	Long	I20	TB
Tucker Day	4	199	49.8	59	3	0

FIELD GOALS	Att.	Made	Long	KICKS
Jace Christmann	2	1	30	made 30; missed 43

ALL RETURNS	Punts			Kickoffs			Intercepted		
	No.	Yds.	Lg.	No.	Yds.	Lg.	No.	Yds.	Lg.
Malik Dear	1	8	8	0	0	0	0	0	0
C.J. Morgan	0	0	0	0	0	0	1	9	9
Martin Emerson	0	0	0	0	0	0	1	45	45

## State Soars Past Golden Eagles in Home Opener, 38-15

In one of the hottest games in Davis Wade Stadium history, MSU jumped out to a 28-0 lead and secured a 38-15 victory over in-state foe Southern Miss to open the home 2019 slate. Kickoff temperature was 94 degrees, representing the hottest in Davis Wade Stadium since 1998. The heat had no effect on the Bulldogs, however. **Tommy Stevens**, making his Starkville debut, completed his first nine passes for 105 yards and two touchdowns before exiting the game due to injury late in the second quarter. Stevens' hot streak to start the game represented the most consecutive completions by an MSU QB since Dak Prescott against Arkansas in 2015. For the second straight game, the combination of Stevens to **Osirus Mitchell** put the Bulldogs on the board on the first drive. Stevens found Mitchell for a 28-yard touchdown with 9:36 to play, and he later connected with **Stephen Guidry** for an 11-yard score. The day belonged to **Kylin Hill**, who put on a show rushing for 123 yards and one touchdown against a stingy USM defense that was ranked in the top three nationally a year ago. True freshman **Garrett Shrader** spelled Stevens and fared well, going 7-of-11 in his first career action. MSU managed three takeaways, including interceptions from **C.J. Morgan** and true freshman **Martin Emerson**. **Brian Cole II** led all tacklers with seven, including one sack and 2.5 tackles for loss. **Marquiss Spencer** added one strip sack.

Southern Miss	0	0	7	8	- 15
Mississippi State	7	14	7	10	- 38

1st	09:36	MSU	Osirus Mitchell 28 yd pass from Tommy Stevens (Jace Christmann kick)
2nd	14:55	MSU	Stephen Guidry 11 yd pass from Tommy Stevens (Jace Christmann kick)
	00:42	MSU	Nick Gibson 13 yd run (Jace Christmann kick)
3rd	06:37	MSU	Kylin Hill 3 yd run (Jace Christmann kick)
	04:42	USM	Jaylond Adams 28 yd pass from Jack Abraham (Andrew Stein kick)
4th	14:12	MSU	Jace Christmann 30 yd field goal
	06:31	USM	J. Mitchell 65 yd pass from Jack Abraham (Trevor Terry pass from Jack Abraham)
	02:20	MSU	L. Witherspoon 22 yd run (Jace Christmann kick)

### Team Stats

	USM	MSU
FIRST DOWNS	17	21
Rushing	7	10
Passing	10	11
Penalty	0	0
NET YARDS RUSHING	110	210
Rushing Attempts	27	41
Average Per Rush	4.1	5.1
NET YARDS PASSING	234	176
Completions-Attempts-Int	18-26-2	16-21-0
Average Per Attempt	9.0	8.4
Average Per Completion	13.0	11.0
TOTAL OFFENSE YARDS	344	386
Total offense plays	53	62
Average Gain Per Play	6.5	6.2
Fumbles: Number-Lost	2-1	0-0
Penalties: Number-Yards	1-5	2-10
PUNTS-YARDS	5-170	4-199
KICKOFFS-YARDS	3-195	7-454
Punt returns: Number-Yards-TD	1-2-0	1-8-0
Kickoff returns: Number-Yds-TD	2-38-0	0-0-0
Interceptions: Number-Yds-TD	0-0-0	2-54-0
Fumble Returns: Number-Yds-TD	0-0-0	0-0-0
Possession Time	26:14	33:46
Third-Down Conversions	2 of 9	3 of 9
Fourth-Down Conversions	0 of 0	0 of 0
Red-Zone Scores-Chances	0-1	4-4
Sacks By: Number-Yards	3-20	2-12
PAT Kicks	1-1	5-5
Field Goals	0-1	1-2
Points off turnovers	0	7



# GAME 3

Kansas State  
#23 MSU

31  
24

Sept. 14, 2019  
Davis Wade Stadium  
Starkville, Miss.  
54,522

Kansas State

RUSHING	Att.	Gain	Lost	Net	TD	Long	Avg.
James Gilbert	17	62	3	59	0	11	3.5
Jordan Brown	5	41	0	41	1	17	8.2
Harry Trotter	5	25	0	25	0	9	5.0
Malik Knowles	2	12	0	12	0	7	6.0
Skylar Thompson	4	18	10	8	1	16	2.0
Wykeen Gill	1	3	0	3	0	3	3.0
TEAM	1	0	2	-2	0	0	-2.0

PASSING

	Com	Att	Int	Yds	TD	Long	Sacks
Skylar Thompson	10	18	0	123	1	24	1

RECEIVING

	No.	Yds.	TD	Long
Dalton Schoen	3	50	1	20
Wykeen Gill	2	9	0	6
Phillip Brooks	2	5	0	7
Nick Lenners	1	24	0	24
Landry Weber	1	23	0	23
Malik Knowles	1	12	0	12

PUNTING

	No.	Yds.	Avg.	Long	I20	TB
Devin Ancil	5	253	50.6	61	1	2

FIELD GOALS

	Att.	Made	Long	KICKS
Blake Lynch	1	1	35	made 35

ALL RETURNS

	Punts			Kickoffs			Intercepted		
	No.	Yds.	Lg.	No.	Yds.	Lg.	No.	Yds.	Lg.
Phillip Brooks	2	45	25	0	0	0	0	0	0
Malik Knowles	0	0	0	3	124	100	0	0	0
AJ Parker	0	0	0	0	0	0	1	23	23
Seth Porter	1	-1	0	0	0	0	0	0	0
Denzel Goolsby	0	0	0	0	0	0	1	16	16
Jordan Brown	1	0	0	0	0	0	0	0	0

Mississippi State

RUSHING	Att.	Gain	Lost	Net	TD	Long	Avg.
Kylin Hill	24	116	5	111	0	22	4.6
Garrett Shrader	10	82	0	82	1	16	8.2
Tommy Stevens	7	19	14	5	1	4	0.7
Lee Witherspoon	3	4	0	4	0	2	1.3
Dontea Jones	0	-1	0	-1	0	0	0.0

PASSING

	Com	Att	Int	Yds	TD	Long	Sacks
Tommy Stevens	7	15	2	100	1	35	2
Garrett Shrader	4	12	0	51	0	26	0

RECEIVING

	No.	Yds.	TD	Long
Osirus Mitchell	5	74	1	35
Deddrick Thomas	2	32	0	26
Kylin Hill	2	20	0	12
Farrod Green	1	13	0	13
Dontea Jones	1	12	0	12

PUNTING

	No.	Yds.	Avg.	Long	I20	TB
Tucker Day	6	242	40.3	55	0	0

FIELD GOALS

	Att.	Made	Long	KICKS
Jace Christmann	1	1	47	made 47

ALL RETURNS

	Punts			Kickoffs			Intercepted		
	No.	Yds.	Lg.	No.	Yds.	Lg.	No.	Yds.	Lg.
Deddrick Thomas	0	0	0	1	14	14	0	0	0
JaVonta Payton	0	0	0	2	40	24	0	0	0
Malik Dear	1	1	0	0	0	0	0	0	0
Brian Cole II	0	0	0	1	17	17	0	0	0

## Kansas State Edges MSU, 31-24

**Kylin Hill** rushed for over 100 yards for the third consecutive game, but it was not enough as Kansas State scored 14 unanswered points in the fourth quarter to beat MSU, 31-24, on a hot morning kickoff in Davis Wade Stadium. It was the first meeting between the two teams in Starkville since 1974 and the first Power 5 non-conference team to visit Davis Wade Stadium since 2009. Malik Knowles took a kickoff back 100 yards for the Wildcats to tie the game at 24 all with 14:36 to go in the fourth. MSU was unable to muster anything offensively and K-State went 53 yards on six plays that culminated with a 15-yard touchdown pass with 5:37 to go. **Tommy Stevens**, battling an upper body injury sustained a week earlier, got the start but did not return early in the third quarter. The Bulldogs were decimated with injuries with CB **Cameron Dantzler**, RB **Nick Gibson** and OL **Dareuan Parker** all out. Stevens helped erase a 10-0 deficit, rushing for a two-yard touchdown following a muffed punt from the Wildcats. **Osirus Mitchell** then made a spectacular one-handed, 35-yard touchdown grab with 0:09 left in the half. True freshman **Garrett Shrader** spelled Stevens in the third quarter and displayed his toughness, orchestrating a 12-play, 79-yard drive that ate up 6:50. He finished it off with a two-yard touchdown dive. **Jace Christmann's** key 47-yard field goal to start the fourth look to have put the Bulldogs in firm control, up 24-17, before K-State mounted its comeback. The Bulldogs turned it over three times on the day, but did outgain the Wildcats 352-269. Leo Lewis produced a game-high 12 tackles, while **Brian Cole II** continued his hot start to the year with six tackles, one punishing strip sack and two tackles for loss.

Kansas State	3	14	0	14	- 31
Mississippi State	0	14	7	3	- 24

1st	02:23	KSU	Blake Lynch 35 yd field goal
2nd	13:31	KSU	Jordan Brown 7 yd run (Blake Lynch kick)
	05:39	MSU	Tommy Stevens 2 yd run (Jace Christmann kick)
	00:46	KSU	Skylar Thompson 1 yd run (Blake Lynch kick)
	00:09	MSU	Osirus Mitchell 35 yd pass from Tommy Stevens (Jace Christmann kick)
3rd	04:47	MSU	Garrett Shrader 5 yd run (Jace Christmann kick)
4th	14:50	MSU	Jace Christmann 47 yd field goal
	14:36	KSU	Malik Knowles 100 yd kickoff return (Blake Lynch kick)
	05:37	KSU	Dalton Schoen 15 yd pass from S. Thompson (Blake Lynch kick)

### Team Stats

	K-STATE	MSU
FIRST DOWNS	17	21
Rushing	8	9
Passing	7	8
Penalty	2	4
NET YARDS RUSHING	146	201
Rushing Attempts	35	44
Average Per Rush	4.2	4.6
NET YARDS PASSING	123	151
Completions-Attempts-Int	10-18-0	11-27-2
Average Per Attempt	6.8	5.6
Average Per Completion	12.3	13.7
TOTAL OFFENSE YARDS	269	352
Total offense plays	53	71
Average Gain Per Play	5.1	5.0
Fumbles: Number-Lost	4-3	2-1
Penalties: Number-Yards	7-59	7-83
PUNTS-YARDS	5-253	6-242
KICKOFFS-YARDS	6-357	5-310
Punt returns: Number-Yards-TD	4-44-0	1-1-0
Kickoff returns: Number-Yds-TD	3-124-1	4-71-0
Interceptions: Number-Yds-TD	2-39-0	0-0-0
Fumble Returns: Number-Yds-TD	1-9-0	1-4-0
Possession Time	26:55	33:05
Third-Down Conversions	3 of 10	4 of 14
Fourth-Down Conversions	0 of 1	0 of 1
Red-Zone Scores-Chances	4-5	2-2
Sacks By: Number-Yards	2-13	1-10
PAT Kicks	4-4	3-3
Field Goals	1-1	1-1
Points off turnovers	10	17

# GAME 4

## Kentucky MSU

13  
28

Sept. 21, 2019  
Davis Wade Stadium  
Starkville, Miss.  
54,556

### Kentucky

RUSHING	Att.	Gain	Lost	Net	TD	Long	Avg.
Asim Rose	9	105	0	105	0	31	11.7
Lynn Bowden	3	37	0	37	0	17	12.3
Kavosiey Smoke	10	28	3	25	1	12	2.5
TEAM	1	0	5	-5	0	0	-5.0
Sawyer Smith	5	4	12	-8	0	3	-1.6

PASSING	Com	Att	Int	Yds	TD	Long	Sacks
Sawyer Smith	15	41	1	232	0	39	3
Lynn Bowden	0	1	0	0	0	0	0

RECEIVING	No.	Yds.	TD	Long
Lynn Bowden	7	129	0	39
Josh Ali	5	61	0	20
Keaton Upshaw	1	19	0	19
Ahmad Wagner	1	15	0	15
Clevan Thomas	1	8	0	8

PUNTING	No.	Yds.	Avg.	Long	I20	TB
Max Duffy	3	154	51.3	56	1	2

FIELD GOALS	Att.	Made	Long	KICKS
Chance Poore	3	1	40	made 40; missed 47; missed 26
Matt Ruffolo	1	1	29	made 29

ALL RETURNS	Punts			Kickoffs			Intercepted		
	No.	Yds.	Lg.	No.	Yds.	Lg.	No.	Yds.	Lg.
Lynn Bowden	1	25	25	1	19	19	0	0	0
Quandre Mosely	0	0	0	0	0	0	1	39	39
Drew Schlegel	0	0	0	1	3	3	0	0	0

### Mississippi State

RUSHING	Att.	Gain	Lost	Net	TD	Long	Avg.
Garrett Shrader	11	139	14	125	0	49	11.4
Kylin Hill	26	126	6	120	3	18	4.6
Malik Dear	1	0	0	0	0	0	0.0
TEAM	2	0	4	-4	0	0	-2.0

PASSING	Com	Att	Int	Yds	TD	Long	Sacks
Garrett Shrader	17	22	1	180	0	25	2

RECEIVING	No.	Yds.	TD	Long
Osirus Mitchell	4	36	0	14
Farrod Green	3	20	0	13
Isaiah Zuber	3	16	0	7
Dedrick Thomas	2	46	0	25
Malik Dear	2	28	0	20
JaVonta Payton	2	14	0	13
Austin Williams	1	20	0	20

PUNTING	No.	Yds.	Avg.	Long	I20	TB
Tucker Day	3	147	49.0	50	0	2

FIELD GOALS	Att.	Made	Long	KICKS
none	--	--	--	--

ALL RETURNS	Punts			Kickoffs			Intercepted		
	No.	Yds.	Lg.	No.	Yds.	Lg.	No.	Yds.	Lg.
Willie Gay Jr.	0	0	0	0	0	0	1	52	52

## Shrader, MSU Close Out UK in SEC Opener, 28-13

The stage wasn't too big for true freshman quarterback **Garrett Shrader** in MSU's SEC opener. Shrader, making his first career start in just his third collegiate game, accounted for 305 yards of total offense, including 125 rushing on 11 carries, to lift the Bulldogs past Kentucky, 28-13, on Saturday in Davis Wade Stadium. Shrader was just the second MSU true freshman QB to start in an SEC game in the last 12 years. He was an efficient 17-of-22 for 180 yards through the air. Shrader accounted for all six of the Bulldogs' 20+ yard plays in the game. **Kylin Hill** was spectacular again, becoming the first Bulldog to rush for 100 or more yards in the first four games of a season. Hill rushed for 120 yards on 26 carries with a career-best three touchdowns. The Bulldogs got on the board via their defense on the fifth play of the game. **Willie Gay Jr.**, in on his first play of the year after missing the first three games due to a violation of team rules, stepped in front of a Sawyer Smith pass and returned it 52 yards for a touchdown. The Bulldogs chewed up clock in the second quarter with impressive drives. Hill finished one on a 12-yard highlight reel touchdown run as he leaped from the four-yard line and extended the ball inside the pylon for the score. On the ensuing possession, Shrader engineered a 10-play, 80-yard drive that took 5:00. His 36-yard rush set up another Hill touchdown that made it 21-3 at the half. The Wildcats responded with 10 unanswered. With the score a one-possession game and 4:32 remaining, Shrader conducted a six-play, 75 yard drive and extended the drive with a 49-yard rush on third down. Hill finished it off with another score. The Bulldogs held Kentucky to 1-of-12 on third down. **C.J. Morgan** led MSU with nine tackles. **Jaquarius Landrews** added seven tackles and a game-high four pass breakups.

Kentucky	3	0	7	3	- 13
Mississippi State	7	14	0	7	- 28

1st	13:35	MSU	Willie Gay Jr. 52 yd interception return (Jace Christmann kick)
	02:49	UK	Chance Poore 40 yd field goal
2nd	13:24	MSU	Kylin Hill 12 yd run (Jace Christmann kick)
	04:45	MSU	Kylin Hill 2 yd run (Jace Christmann kick)
3rd	05:30	UK	Kavosiey Smoke 2 yd run (Chance Poore kick)
4th	04:39	UK	Matt Ruffolo 29 yd field goal
	01:39	MSU	Kylin Hill 1 yd run (Jace Christmann kick)

### Team Stats

	UK	MSU
FIRST DOWNS	21	22
Rushing	9	12
Passing	10	9
Penalty	2	1
NET YARDS RUSHING	154	241
Rushing Attempts	28	40
Average Per Rush	5.5	6.0
NET YARDS PASSING	232	180
Completions-Attempts-Int	15-42-1	17-22-1
Average Per Attempt	5.5	8.2
Average Per Completion	15.5	10.6
TOTAL OFFENSE YARDS	386	421
Total offense plays	70	62
Average Gain Per Play	5.5	6.8
Fumbles: Number-Lost	1-0	1-1
Penalties: Number-Yards	5-40	5-45
PUNTS-YARDS	3-154	3-147
KICKOFFS-YARDS	4-260	5-295
Punt returns: Number-Yards-TD	1-25-0	0-0-0
Average Per Return	25.0	0.0
Kickoff returns: Number-Yds-TD	2-22-0	0-0-0
Average Per Return	11.0	0.0
Interceptions: Number-Yds-TD	1-39-0	1-52-1
Fumble Returns: Number-Yds-TD	0-0-0	0-0-0
Possession Time	26:54	33:06
Third-Down Conversions	1 of 12	6 of 10
Fourth-Down Conversions	3 of 4	0 of 0
Red-Zone Scores-Chances	2-4	3-4
Sacks By: Number-Yards	2-14	3-16
PAT Kicks	1-1	4-4
Field Goals	2-4	0-0
Points off turnovers	7	7

GAME 5

MSU  
#7/7 Auburn

23  
56

Sept. 28, 2019  
Jordan-Hare Stadium  
Auburn, Ala.  
87,451

Mississippi State

RUSHING	Att.	Gain	Lost	Net	TD	Long	Avg.
Garrett Shrader	16	112	23	89	1	24	5.6
Kylin Hill	17	51	6	45	0	13	2.6
Lee Witherspoon	2	3	0	3	0	2	1.5
Nick Gibson	1	0	1	-1	0	0	-1.0
TEAM	1	0	2	-2	0	0	-2.0
Tommy Stevens	1	0	16	-16	0	0	-16.0

PASSING	Com	Att	Int	Yds	TD	Long	Sacks
Garrett Shrader	12	23	0	209	2	47	1
Tommy Stevens	1	3	0	7	0	7	1

RECEIVING	No.	Yds.	TD	Long
Farrod Green	3	69	0	47
Osirus Mitchell	2	33	1	21
Dedrick Thomas	2	22	0	12
Kylin Hill	2	21	0	18
JaVonta Payton	1	30	0	30
Isaiah Zuber	1	20	0	20
Georquarius Spivey	1	12	0	12
Stephen Guidry	1	9	1	9

PUNTING	No.	Yds.	Avg.	Long	I20	TB
Tucker Day	4	168	42.0	45	1	0
Reed Bowman	2	82	41.0	51	1	0

FIELD GOALS	Att.	Made	Long	KICKS
Jace Christmann	1	1	27	made 27

ALL RETURNS	Punts			Kickoffs			Intercepted		
	No.	Yds.	Lg.	No.	Yds.	Lg.	No.	Yds.	Lg.
JaVonta Payton	0	0	0	1	16	0	0	0	0

Auburn

RUSHING	Att.	Gain	Lost	Net	TD	Long	Avg.
Bo Nix	7	60	4	56	1	30	8.0
J. Whitlow	10	56	1	55	3	30	5.5
D.J. Williams	7	33	1	32	0	9	4.6
Kam Martin	8	36	5	31	1	16	3.9
A. Schwartz	3	25	0	25	1	13	8.3
Shaun Shivers	4	22	0	22	0	10	5.5
Eli Stove	1	3	0	3	0	3	3.0
Malik Miller	1	1	0	1	0	1	1.0
TEAM	2	0	2	-2	0	0	-1.0
Joey Gatewood	2	1	7	-6	0	1	-3.0

PASSING	Com	Att	Int	Yds	TD	Long	Sacks
Bo Nix	16	21	0	335	2	48	1
Joey Gatewood	2	3	0	26	0	11	1

RECEIVING	No.	Yds.	TD	Long
Seth Williams	8	161	2	39
Anthony Schwartz	2	67	0	48
Sal Cannella	2	39	0	31
Will Hastings	2	25	0	21
Eli Stove	1	27	0	27
Malik Miller	1	16	0	11
Jay Jay Wilson	1	16	0	16
Zach Farrar	1	10	0	10

PUNTING	No.	Yds.	Avg.	Long	I20	TB
Arryn Siposs	1	43	43.0	43	0	0

FIELD GOALS	Att.	Made	Long	KICKS
--	--	--	--	--

ALL RETURNS	Punts			Kickoffs			Intercepted		
	No.	Yds.	Lg.	No.	Yds.	Lg.	No.	Yds.	Lg.
N. Igbinoghene	0	0	0	1	21	21	0	0	0
Christian Tutt	3	34	18	0	0	0	0	0	0

Big First Half Carries No. 7 Auburn Past MSU, 56-23

No. 7 Auburn, playing its SEC home opener, scored 21 straight points in the first seven minutes of the game and never looked back as MSU fell 56-23, in a sold-out night game in Jordan-Hare Stadium. The Bulldogs went three and out on their first series, and the Tigers immediately capitalized with great field position and scored on their first play from scrimmage. The score was 21-0 after Auburn took advantage of a **JaVonta Payton** fumble on a kickoff. MSU starting quarterback **Tommy Stevens** suffered a lower body injury on the second series of the game and missed the remainder of the contest. He was once again spelled by true freshman **Garrett Shrader**. Shrader, in his first SEC road appearance, accounted for all three Bulldog touchdowns, firing two TD passes and adding a rushing score. He finished with 298 yards of total offense and got MSU on the board after finishing off a 12-play, 75-yard drive with a **Stephen Guidry** 9-yard pass late in the first quarter. MSU trailed 42-9 at the break, and added touchdowns courtesy of **Osirus Mitchell** and Shrader. His 7-yard touchdown run with 0:50 remaining put him at 89 rushing yards on the night against a stellar Auburn defense. **Farrod Green** led MSU in receiving with 69 yards. **Leo Lewis** and **C.J. Morgan** led all Bulldog tacklers with eight apiece. Lewis had seven solo stops, a tackle for a loss, one forced fumble and one fumble recovery. MSU won the turnover battle, forcing three on the night to extend the consecutive streak to 21 straight games of a takeaway. The Bulldogs were without the services of six players on their two-deep depth chart.

Mississippi State	6	3	7	7	- 23
Auburn	21	21	7	7	- 56

1st	12:55	AU	J. Whitlow 30 yd run (Anders Carlson kick)
	09:46	AU	Bo Nix 9 yd run (Anders Carlson kick)
	08:59	AU	A. Schwartz 13 yd run (Anders Carlson kick)
	02:20	MSU	Stephen Guidry 9 yd pass from Garrett Shrader (Jace Christmann kick failed)
2nd	13:18	AU	J. Whitlow 3 yd run (Anders Carlson kick)
	07:55	MSU	Jace Christmann 27 yd field goal
	05:33	AU	Seth Williams 39 yd pass from Bo Nix (Anders Carlson kick)
	00:12	AU	J. Whitlow 3 yd run (Anders Carlson kick)
3rd	13:28	AU	Seth Williams 32 yd pass from Bo Nix (Anders Carlson kick)
	02:13	MSU	Osirus Mitchell 21 yd pass from Garrett Shrader (Jace Christmann kick)
4th	14:16	AU	Kam Martin 7 yd run (Anders Carlson kick)
	00:50	MSU	Garrett Shrader 7 yd run (Jace Christmann kick)

Team Stats

	MSU	AU
FIRST DOWNS	21	25
Rushing	8	9
Passing	10	13
Penalty	3	3
NET YARDS RUSHING	118	217
Rushing Attempts	38	45
Average Per Rush	3.1	4.8
NET YARDS PASSING	216	361
Completions-Attempts-Int	13-26-0	18-24-0
Average Per Attempt	8.3	15.0
Average Per Completion	16.6	20.1
TOTAL OFFENSE YARDS	334	578
Total offense plays	64	69
Average Gain Per Play	5.2	8.4
Fumbles: Number-Lost	3-2	4-3
Penalties: Number-Yards	9-70	5-37
PUNTS-YARDS	6-250	1-43
KICKOFFS-YARDS	5-273	9-583
Punt returns: Number-Yards-TD	0-0-0	3-34-0
Kickoff returns: Number-Yds-TD	1-16-0	1-21-0
Interceptions: Number-Yds-TD	0-0-0	0-0-0
Fumble Returns: Number-Yds-TD	0-0-0	0-0-0
Possession Time	32:35	27:25
Third-Down Conversions	3 of 12	6 of 10
Fourth-Down Conversions	1 of 2	0 of 1
Red-Zone Scores-Chances	3-4	5-5
Sacks By: Number-Yards	2-11	2-25
PAT Kicks	2-3	8-8
Field Goals	1-1	0-0
Points off turnovers	0	14

# GAME 6

MSU  
Tennessee

10  
20

Oct. 12, 2019  
Neyland Stadium  
Knoxville, Tenn.  
85,462

## Mississippi State

RUSHING	Att.	Gain	Lost	Net	TD	Long	Avg.
Garrett Shrader	13	83	21	62	0	14	4.8
Tommy Stevens	9	39	13	26	0	10	2.9
Kylin Hill	11	19	6	13	0	4	1.2
JaVonta Payton	1	11	0	11	0	11	11.0
Nick Gibson	2	5	0	5	0	4	2.5
Isaiah Zuber	1	4	0	4	0	4	4.0

PASSING	Com	Att	Int	Yds	TD	Long	Sacks
Tommy Stevens	6	11	2	67	0	19	3
Garrett Shrader	5	10	1	79	1	21	4

RECEIVING	No.	Yds.	TD	Long
Osirus Mitchell	5	58	0	21
Stephen Guidry	2	36	0	19
Dedrick Thomas	2	25	1	17
Lee Witherspoon	1	18	0	18
Farrod Green	1	9	0	9

PUNTING	No.	Yds.	Avg.	Long	I20	TB
Tucker Day	4	173	43.2	56	0	0

FIELD GOALS	Att.	Made	Long	KICKS
Jace Christmann	2	1	51	made 51; missed 36

ALL RETURNS	Punts			Kickoffs			Intercepted		
	No.	Yds.	Lg.	No.	Yds.	Lg.	No.	Yds.	Lg.
Cameron Dantzler	0	0	0	0	0	0	1	0	0
Brian Cole II	0	0	0	1	9	9	1	0	0

## Tennessee

RUSHING	Att.	Gain	Lost	Net	TD	Long	Avg.
Ty Chandler	16	63	0	63	0	15	3.9
Tim Jordan	19	65	6	59	1	15	3.1
Brian Maurer	3	41	0	41	0	23	13.7
Jawan Jennings	1	22	0	22	0	22	22.0
Eric Gray	2	7	0	7	0	5	3.5
Dominick Wood-Anderson	1	5	0	5	0	5	5.0
TEAM	1	0	2	-2	0	0	-2.0
Jarrett Guarantano	1	0	5	-5	0	0	-5.0

PASSING	Com	Att	Int	Yds	TD	Long	Sacks
Brian Maurer	4	7	2	61	0	28	0
Jarrett Guarantano	6	7	0	106	1	41	1

RECEIVING	No.	Yds.	TD	Long
Tyler Byrd	3	56	1	39
Jawan Jennings	3	17	0	15
Ramel Keyton	1	41	0	41
Dominick Wood-Anderson	1	28	0	28
Josh Palmer	1	16	0	16
Tim Jordan	1	9	0	9

PUNTING	No.	Yds.	Avg.	Long	I20	TB
Joe Doyle	4	185	46.2	57	2	1

FIELD GOALS	Att.	Made	Long	KICKS
Brent Cimaglia	2	2	49	49 made; 22 made

ALL RETURNS	Punts			Kickoffs			Intercepted		
	No.	Yds.	Lg.	No.	Yds.	Lg.	No.	Yds.	Lg.
Trevon Flowers	0	0	0	0	0	0	1	14	14
Kenneth George	0	0	0	0	0	0	1	24	24
Marquez Callaway	1	13	13	0	0	0	0	0	0
Nigel Warrior	0	0	0	0	0	0	1	-3	0
Ty Chandler	0	0	0	1	14	14	0	0	0

# Tennessee Tops MSU, 20-10, in Rare Knoxville Trip

Playing its first game in Neyland Stadium since 2008, MSU struggled offensively in a 20-10 loss to Tennessee on Saturday morning. The Bulldogs trailed 10-3 at the half. **Jace Christmann** provided MSU with its lone points of the first half, drilling a 51-yard field goal that bounced off the crossbar and through midway through the second quarter. The Bulldogs erased Tennessee drives in the red zone as **Cameron Dantzler** picked off Brian Maurer's pass in the end zone with 11:06 in the first quarter followed by **Brian Cole II's** pick in the en zone with 2:19 in the second quarter. **Tommy Stevens** got the start at quarterback from MSU but was spelled by true freshman **Garrett Shrader** to start the second half. Shrader completed the game and was effective, finishing 5-of-10 for 79 yards through the air. He connected with **Dedrick Thomas** on a 17-yard strike to complete an eight-play, 90-yard drive with 8:27 to play in the game. Shrader extended the drive with a gritty 12-yard run on fourth down. He finished with 62 rushing yards. The Vols put the game out of reach on a 39-yard touchdown pass down the sideline with 2:35 to go, which culminated a 90-yard drive. **Erroll Thompson** notched a game-high 13 tackles, including one for loss. Cole, **Lee Autry** and **Kobe Jones** each added a tackle for loss.

Mississippi State	0	3	0	7	- 10
Tennessee	7	3	3	7	- 20

1st	04:56	UT	Tim Jordan 15 yd run (Brent Cimaglia kick)
2nd	07:40	MSU	Jace Christmann 51 yd field goal
	00:00	UT	Brent Cimaglia 49 yd field goal
3rd	06:12	UT	Brent Cimaglia 22 yd field goal
4th	08:27	MSU	Dedrick Thomas 17 yd pass from Garrett Shrader (Jace Christmann kick)
	02:35	UT	Tyler Byrd 39 yd pass from Jarrett Guarantano (Brent Cimaglia kick)

## Team Stats

	MSU	UT
FIRST DOWNS	20	14
Rushing	10	7
Passing	8	7
Penalty	2	0
NET YARDS RUSHING	121	190
Rushing Attempts	37	44
Average Per Rush	3.3	4.3
NET YARDS PASSING	146	167
Completions-Attempts-Int	11-21-3	10-14-2
Average Per Attempt	7.0	11.9
Average Per Completion	13.3	16.7
TOTAL OFFENSE YARDS	267	357
Total offense plays	58	58
Average Gain Per Play	4.6	6.2
Fumbles: Number-Lost	1-0	0-0
Penalties: Number-Yards	4-15	3-34
PUNTS-YARDS	4-173	4-185
KICKOFFS-YARDS	3-176	4-260
Punt returns: Number-Yards-TD	0-0-0	1-13-0
Kickoff returns: Number-Yds-TD	1-9-0	1-14-0
Interceptions: Number-Yds-TD	2-0-0	3-35-0
Fumble Returns: Number-Yds-TD	0-0-0	0-0-0
Possession Time	26:58	33:02
Third-Down Conversions	5 of 12	7 of 15
Fourth-Down Conversions	1 of 1	0 of 0
Red-Zone Scores-Chances	1-2	2-4
Sacks By: Number-Yards	1-5	7-33
PAT Kicks	1-1	2-2
Field Goals	1-2	2-2
Points off turnovers	0	3

# GAME 7

#2/3 LSU  
MSU

36  
13

Oct. 19, 2019  
Davis Wade Stadium  
Starkville, Miss.  
59,282

## LSU

RUSHING	Att.	Gain	Lost	Net	TD	Long	Avg.
C. Ed.-Helaire	11	55	2	53	0	17	4.8
Ty Davis-Price	6	49	0	49	0	19	8.2
John Emery Jr.	2	0	1	-1	0	0	-0.5
Team	2	0	4	-4	0	0	-2.0
Joe Burrow	4	11	22	-11	0	11	-2.8

PASSING	Com	Att	Int	Yds	TD	Long	Sacks
Joe Burrow	25	32	0	327	4	60	3
Myles Brennan	0	3	0	0	0	0	0

RECEIVING	No.	Yds.	TD	Long
Justin Jefferson	8	89	1	19
Ja'Marr Chase	5	48	1	18
Racey McMath	3	76	1	60
Thaddeus Moss	3	48	0	24
C. Ed.-Helaire	2	15	0	8
Steph. Sullivan	2	9	0	6
Derrick Dillon	1	37	1	37
Ty Davis-Price	1	5	0	5

PUNTING	No.	Yds.	Avg.	Long	I20	TB
Z.Von Rosenberg	5	233	46.6	57	2	1

FIELD GOALS	Att.	Made	Long	KICKS
Cade York	3	3	25	made 20; made 23; made 25

ALL RETURNS	Punts			Kickoffs			Intercepted		
	No.	Yds.	Lg.	No.	Yds.	Lg.	No.	Yds.	Lg.
C. Ed.-Helaire	0	0	0	2	24	22	0	0	0
JaCoby Stevens	0	0	0	0	0	0	1	9	9
Derek Stingley	1	2	2	0	0	0	0	0	0
Kristian Fulton	0	0	0	0	0	0	1	0	0

## Mississippi State

RUSHING	Att.	Gain	Lost	Net	TD	Long	Avg.
Garrett Shrader	19	72	6	66	1	12	3.5
Kylin Hill	15	41	7	34	0	11	2.3
Deddrick Thomas	1	5	0	5	0	5	5.0
Nick Gibson	2	1	4	-3	0	1	-1.5

PASSING	Com	Att	Int	Yds	TD	Long	Sacks
Garrett Shrader	17	28	2	238	1	29	2

RECEIVING	No.	Yds.	TD	Long
Stephen Guidry	6	98	1	24
Isaiah Zuber	3	53	0	29
Deddrick Thomas	3	31	0	17
L. Witherspoon	2	16	0	12
Nick Gibson	1	24	0	24
Farrod Green	1	11	0	11
Kylin Hill	1	5	0	5

PUNTING	No.	Yds.	Avg.	Long	I20	TB
Tucker Day	5	214	42.8	70	1	1

FIELD GOALS	Att.	Made	Long	KICKS
--	--	--	--	--

ALL RETURNS	Punts			Kickoffs			Intercepted		
	No.	Yds.	Lg.	No.	Yds.	Lg.	No.	Yds.	Lg.
Isaiah Zuber	0	0	0	1	28	28	0	0	0
Malik Dear	2	3	7	0	0	0	0	0	0

## MSU Falls To #2 LSU in Home CBS Contest, 36-13

With CBS making its first appearance in Davis Wade Stadium since 2015, No. 2 LSU jumped out to a 22-7 halftime lead and took advantage of three Mississippi State turnovers as the Bulldogs fell 36-13. MSU's defense did hold the Tigers' high-powered No. 1 offense to season lows in points (36) and total yards (413). State was within striking distance in the first half following **Garrett Shrader's** 12-yard TD run with 5:24 to go in the second quarter. Shrader, a true freshman making his second career start, accounted for 304 yards of total offense and two touchdowns on the day, throwing for a season-best 238 yards. He was State's leading rusher with 66 yards. MSU's defense limited LSU scoring drives to three field goals in the first two quarters, but the Tigers finished with two touchdowns in the final 5:05 of the first half. **Stephen Guidry** had his best game of the season, making six catches for 98 yards and one touchdown. Shrader found him on a 24-yard touchdown pass in the fourth quarter that capped a seven-play, 90-yard drive. **Martin Emerson**, another true freshman, got his first career start in place of an injured **Maurice Smitherman**. Seven Bulldogs accounted for at least 0.5 tackles for loss. **Jaquarius Landrews** turned in a team-high eight tackles. **Chauncey Rivers** collected a career-high 1.5 sacks, and C.J. Morgan registered a career-high four pass breakups.

LSU	3	19	14	0	- 36
Mississippi State	0	7	0	6	- 13

1st	07:52	LSU	Cade York 20 yd field goal
2nd	12:27	LSU	Cade York 23 yd field goal
	08:33	LSU	Cade York 25 yd field goal
	05:24	MSU	Garrett Shrader 12 yd run (Jace Christmann kick)
	05:07	LSU	Racey McMath 60 yd pass from Joe Burrow (Cade York kick failed)
	00:50	LSU	Ja'Marr Chase 8 yd pass from Joe Burrow (Cade York kick)
3rd	10:36	LSU	Derrick Dillon 37 yd pass from Joe Burrow (Cade York kick)
	05:36	LSU	Justin Jefferson 18 yd pass from Joe Burrow (Cade York kick)
4th	00:59	MSU	Stephen Guidry 24 yd pass from Garrett Shrader (Garrett Shrader pass failed)

## Team Stats

	LSU	MSU
FIRST DOWNS	21	21
Rushing	8	5
Passing	10	12
Penalty	3	4
NET YARDS RUSHING	86	102
Rushing Attempts	25	37
Average Per Rush	3.4	2.8
NET YARDS PASSING	327	238
Completions-Attempts-Int	25-35-0	17-28-2
Average Per Attempt	9.3	8.5
Average Per Completion	13.1	14.0
TOTAL OFFENSE YARDS	413	340
Total offense plays	60	65
Average Gain Per Play	6.9	5.2
Fumbles: Number-Lost	1-0	1-1
Penalties: Number-Yards	7-88	13-109
PUNTS-YARDS	5-233	5-214
KICKOFFS-YARDS	8-518	3-179
Punt returns: Number-Yards-TD	1-2-0	2-3-0
Kickoff returns: Number-Yds-TD	2-24-0	1-28-0
Interceptions: Number-Yds-TD	2-9-0	0-0-0
Fumble Returns: Number-Yds-TD	1-1-0	0-0-0
Possession Time	25:39	34:21
Third-Down Conversions	3 of 11	3 of 12
Fourth-Down Conversions	0 of 0	0 of 2
Red-Zone Scores-Chances	5-5	1-1
Sacks By: Number-Yards	2-6	3-22
PAT Kicks	3-4	1-1
Field Goals	3-3	0-0
Points off turnovers	10	0

# GAME 8

MSU  
Texas A&M

30  
49

Oct. 26, 2019  
Kyle Field  
College Station, Texas  
102,025

## Mississippi State

RUSHING	Att.	Gain	Lost	Net	TD	Long	Avg.
Kylin Hill	21	151	1	150	1	39	7.1
Garrett Shrader	14	79	15	64	0	14	4.6
Nick Gibson	3	25	0	25	0	8	8.3

PASSING	Com	Att	Int	Yds	TD	Long	Sacks
Garrett Shrader	13	30	1	194	3	38	2

RECEIVING	No.	Yds.	TD	Long
Isaiah Zuber	3	58	2	38
Dedrick Thomas	3	43	0	25
Stephen Guidry	2	59	1	32
Farrod Green	2	23	0	19
Austin Williams	1	10	0	10
Osirus Mitchell	1	9	0	9
Kylin Hill	1	-8	0	0

PUNTING	No.	Yds.	Avg.	Long	I20	TB
Tucker Day	3	134	44.7	50	0	0

FIELD GOALS	Att.	Made	Long	KICKS
Jace Christmann	1	1	33	made 33

ALL RETURNS	Punts			Kickoffs			Intercepted		
	No.	Yds.	Lg.	No.	Yds.	Lg.	No.	Yds.	Lg.
Isaiah Zuber	1	2	0	4	80	23	0	0	0
Lee Witherspoon	0	0	0	1	15	15	0	0	0

## Texas A&M

RUSHING	Att.	Gain	Lost	Net	TD	Long	Avg.
Isaiah Spiller	22	93	3	90	1	24	4.1
Kellen Mond	9	76	0	76	2	25	8.4
C Richardson	6	28	0	28	1	13	4.7
Connor Blumrick	2	13	0	13	0	11	6.5

PASSING	Com	Att	Int	Yds	TD	Long	Sacks
Kellen Mond	17	23	0	234	3	52	0

RECEIVING	No.	Yds.	TD	Long
Quartney Davis	5	57	0	21
Jhamon Ausbon	4	55	1	19
Kendrick Rogers	4	44	1	16
J Wydermyer	2	63	1	52
Isaiah Spiller	1	13	0	13
Camron Buckley	1	2	0	2

PUNTING	No.	Yds.	Avg.	Long	I20	TB
Braden Mann	3	136	45.3	58	3	0

FIELD GOALS	Att.	Made	Long	KICKS
none				

ALL RETURNS	Punts			Kickoffs			Intercepted		
	No.	Yds.	Lg.	No.	Yds.	Lg.	No.	Yds.	Lg.
Jalen Preston	0	0	0	2	40	20	0	0	0
Devin Morris	0	0	0	0	0	0	1	0	0
Ainias Smith	1	10	10	3	49	21	0	0	0
Ryan Renick	0	0	0	1	11	11	0	0	0

# MSU Drops Fourth Straight, 49-30, at Texas A&M

MSU turned it over three times and fell behind by 18 at the half as the Bulldogs lost their fourth consecutive game, 49-30, on Saturday afternoon at Texas A&M. The Bulldogs trailed 14-0 at the end of the first quarter, but Garrett Shrader found Stephen Guidry, who went up and grabbed a beautiful 32-yard pass in the endzone to make it 14-7 with 13:28 to go in the second quarter. MSU went four plays and 75 yards on that scoring drive. However, A&M answered with back-to-back scores to make it 28-7. Jace Christmann, making a return to his home state, drilled a 33-yard field goal just before the end of the first half. The Bulldogs were plagued by injuries going into the game and during the game as starting offensive linemen Stewart Reese and Greg Eiland as well as both starting cornerbacks. True freshmen Jarrian Jones and Martin Emerson made the start at corner. The Bulldogs offense picked up the pace in the second half as Shrader fired two touchdown passes to graduate transfer Isaiah Zuber, who had his best day of the season. Kylin Hill added a 1-yard touchdown run, capping a nine-play, 79-yard drive to start the fourth quarter. Hill finished with a game-high 150 yards on the ground for his fifth 100-yard game of the season. MSU's defense only managed two tackles for loss and no sacks on the day against a high-powered Aggie offense. Brian Cole II finished with a game-high nine tackles and one quarterback hurry, while Jaquarius Landrews collected eight tackles and one QB hurry. Chauncey Rivers and Cameron Young tallied a tackle for loss apiece.

Mississippi State	0	10	7	13	- 30
Texas A&M	14	14	14	7	- 49

1st	06:50	TAMU	Kellen Mond 1 yd run (Seth Small kick)
	00:10	TAMU	Kellen Mond 12 yd run (Seth Small kick)
2nd	13:28	MSU	Stephen Guidry 32 yd pass from Garrett Shrader (Jace Christmann kick)
	10:20	TAMU	Jhamon Ausbon 19 yd pass from Kellen Mond (Seth Small kick)
	05:34	TAMU	Kendrick Rogers 16 yd pass from Kellen Mond (Seth Small kick)
	00:37	MSU	Jace Christmann 33 yd field goal
3rd	13:20	TAMU	J Wydermyer 52 yd pass from Kellen Mond (Seth Small kick)
	07:48	MSU	Isaiah Zuber 14 yd pass from Garrett Shrader (Jace Christmann kick)
	01:17	TAMU	Isaiah Spiller 4 yd run (Seth Small kick)
4th	12:26	MSU	Kylin Hill 1 yd run (Jace Christmann kick)
	05:00	TAMU	C Richardson 2 yd run (Seth Small kick)
	00:49	MS	Isaiah Zuber 38 yd pass from Garrett Shrader (Garrett Shrader pass failed)

## Team Stats

	MSU	TAMU
FIRST DOWNS	22	24
Rushing	14	11
Passing	7	13
Penalty	1	0
NET YARDS RUSHING	239	207
Rushing Attempts	38	39
Average Per Rush	6.3	5.3
NET YARDS PASSING	194	234
Completions-Attempts-Int	13-30-1	17-23-0
Average Per Attempt	6.5	10.2
Average Per Completion	14.9	13.8
TOTAL OFFENSE YARDS	433	441
Total offense plays	68	62
Average Gain Per Play	6.4	7.1
Fumbles: Number-Lost	3-2	0-0
Penalties: Number-Yards	5-25	5-45
PUNTS-YARDS	3-134	3-136
KICKOFFS-YARDS	6-333	8-503
Punt returns: Number-Yards-TD	1-2-0	1-10-0
Kickoff returns: Number-Yds-TD	5-95-0	6-100-0
Interceptions: Number-Yds-TD	0-0-0	1-0-0
Fumble Returns: Number-Yds-TD	0-0-0	0-0-0
Possession Time	28:12	31:48
Third-Down Conversions	4 of 11	8 of 11
Fourth-Down Conversions	2 of 2	0 of 0
Red-Zone Scores-Chances	4-4	6-6
Sacks By: Number-Yards	0-0	2-15
PAT Kicks	3-3	7-7
Field Goals	1-1	0-0
Points off turnovers	0	21



GAME 9

MSU  
Arkansas

54  
24

Nov. 2, 2019  
Donald W. Reynolds Razorback Stadium  
Fayetteville, Ark.  
52,256

MSU

RUSHING	Att.	Gain	Lost	Net	TD	Long	Avg.
Kylin Hill	21	236	2	234	3	62	11.1
Nick Gibson	12	129	0	129	1	47	10.8
Tommy Stevens	15	76	2	74	0	15	4.9
Lee Witherspoon	5	24	0	24	0	9	4.8
Malik Dear	2	4	0	4	0	2	2.0
Isaiah Zuber	1	0	2	-2	0	0	-2.0
TEAM	1	0	3	-3	0	0	-3.0

PASSING

	Com	Att	Int	Yds	TD	Long	Sacks
Tommy Stevens	12	18	0	172	2	42	0
Logan Burnett	1	1	0	8	0	8	0

RECEIVING

	No.	Yds.	TD	Long
Dedrick Thomas	2	59	0	42
Austin Williams	2	18	0	11
Brad Cumbest	2	16	0	8
Osirus Mitchell	1	33	1	33
Isaiah Zuber	1	27	0	27
Malik Dear	1	8	0	8
Stephen Guidry	1	8	0	8
Geor'quarius Spivey	1	7	0	7
Farrod Green	1	3	1	3
Kylin Hill	1	1	0	1

PUNTING

	No.	Yds.	Avg.	Long	I20	TB
Tucker Day	2	86	43.0	50	0	0

FIELD GOALS

	Att.	Made	Long	KICKS
Jace Christmann	2	2	46	made 26; made 46

ALL RETURNS

ALL RETURNS	No.	Yds.	Lg.	No.	Yds.	Lg.	No.	Yds.	Lg.
Isaiah Zuber	0	0	0	2	27	18	0	0	0
Malik Dear	1	0	0	0	0	0	0	0	0
Marcus Murphy	0	0	0	0	0	0	1	32	32

Arkansas

RUSHING	Att.	Gain	Lost	Net	TD	Long	Avg.
Rakeem Boyd	11	115	1	114	1	52	10.4
KJ Jefferson	2	26	0	26	1	21	13.0
Treyton Burks	4	15	0	15	0	7	3.8
A'Montae Spivey	3	16	2	14	0	11	4.7
Devwah Whaley	2	12	0	12	0	8	6.0
John Stephen Jones	3	3	0	3	0	3	1.0

PASSING

	Com	Att	Int	Yds	TD	Long	Sacks
Ben Hicks	4	13	1	44	0	23	0
John Stephen Jones	4	9	0	25	1	11	0
KJ Jefferson	1	2	0	32	0	32	0

RECEIVING

	No.	Yds.	TD	Long
Tyson Morris	2	18	0	10
Mike Woods	2	15	1	11
Treyton Burks	1	32	0	32
Grayson Gunter	1	23	0	23
Trey Knox	1	9	0	9
Chase Harrell	1	6	0	6
Hudson Henry	1	-2	0	0

PUNTING

	No.	Yds.	Avg.	Long	I20	TB
Sam Loy	6	262	43.7	59	2	1

FIELD GOALS

	Att.	Made	Long	KICKS
Connor Limpert	1	1	40	40

ALL RETURNS

ALL RETURNS	No.	Yds.	Lg.	No.	Yds.	Lg.	No.	Yds.	Lg.
Treyton Burks	1	-1	0	5	134	42	0	0	0
Joe Foucha	0	0	0	1	3	3	0	0	0
De'Vion Warren	0	0	0	2	17	16	0	0	0

Offense Explodes in Historic Performance at  
Arkansas, 54-24

Mississippi State pounded out 640 yards of total offense and 460 yards rushing – both school records for an SEC game – as the Bulldogs snapped a four-game losing streak with a dominating 54-24 victory over Arkansas in Razorback Stadium. MSU went over 600 yards of total offense for the third time in the **Joe Moorhead** era. **Kylin Hill** rushed for a career-high 234 yards – just 24 shy of the school record – and three touchdowns. **Tommy Stevens** made the start at quarterback as **Garrett Shrader** was limited by health issues during the week. Stevens guided State to points on its first drive of the game, going six plays for 82 yards that was set up by a 62-yard Hill run to the Arkansas 3-yard line. The grad transfer QB then ignited an 11-play, 80-yard drive that ate up 5:21 before culminating with a fade route, 33-yard touchdown to **Osirus Mitchell** with 5:31 to go in the first quarter. Hill had 198 yards and all three touchdowns in the first half. The Bulldogs put the game out of reach right before the half ended when **Marcus Murphy**, making his first career start, stepped in front of a pass and returned it 32 yards for a touchdown to make it 38-10 at the break. Murphy finished with a team-high eight tackles. State continued the onslaught with three consecutive scoring drives to start the second half. **Farrod Green** caught his first touchdown of the season, and **Jace Christmann** capped a dominating drive that lasted 7:23 with a 46-yard field goal. **Erroll Thompson** added eight tackles, while **Willie Gay Jr.** finished with five tackles, 0.5 for loss and one fumble recovery. The Bulldogs scored on eight of their 11 drives on the day.

Mississippi State	14	24	7	9	- 54
Arkansas	0	10	7	7	- 24

1st	12:11	MSU	Kylin Hill 4 yd run (Jace Christmann kick)
	05:31	MSU	Osirus Mitchell 33 yd pass from Tommy Stevens (Jace Christmann kick)
2nd	14:04	MSU	Jace Christmann 26 yd field goal
	10:24	AR	Rakeem Boyd 52 yd run (Connor Limpert kick)
	07:55	MSU	Kylin Hill 2 yd run (Jace Christmann kick)
	05:00	AR	Connor Limpert 40 yd field goal
	02:42	MSU	Kylin Hill 1 yd run (Jace Christmann kick)
	01:59	MSU	Marcus Murphy 32 yd interception return (Jace Christmann kick)
3rd	10:33	MSU	Farrod Green 3 yd pass from Tommy Stevens (Jace Christmann kick)
	04:03	AR	Mike Woods 11 yd pass from John Stephen Jones (Connor Limpert kick)
4th	11:40	MSU	Jace Christmann 46 yd field goal
	09:47	AR	KJ Jefferson 5 yd run (Connor Limpert kick)
	08:22	MSU	Nick Gibson 47 yd run (Kody Schexnayder rush failed)

Team Stats

	MSU	AR
FIRST DOWNS	27	10
Rushing	19	6
Passing	7	3
Penalty	1	1
NET YARDS RUSHING	460	184
Rushing Attempts	57	25
Average Per Rush	8.1	7.4
NET YARDS PASSING	180	101
Completions-Attempts-Int	13-19-0	9-24-1
Average Per Attempt	9.5	4.2
Average Per Completion	13.8	11.2
TOTAL OFFENSE YARDS	640	285
Total offense plays	76	49
Average Gain Per Play	8.4	5.8
Fumbles: Number-Lost	1-1	3-1
Penalties: Number-Yards	3-23	2-10
PUNTS-YARDS	2-86	6-262
KICKOFFS-YARDS	10-558	5-293
Punt returns: Number-Yards-TD	1-0-0	1--1-0
Kickoff returns: Number-Yds-TD	2-27-0	8-154-0
Interceptions: Number-Yds-TD	1-32-1	0-0-0
Fumble Returns: Number-Yds-TD	0-0-0	0-0-0
Possession Time	40:09	19:51
Third-Down Conversions	8 of 13	2 of 12
Fourth-Down Conversions	1 of 1	1 of 1
Red-Zone Scores-Chances	5-6	2-2
Sacks By: Number-Yards	0-0	0-0
PAT Kicks	6-6	3-3
Field Goals	2-2	1-1
Points off turnovers	7	3

# 2019 MISSISSIPPI STATE ROSTER

No.	Name	Pos.	Ht.	Wt.	Cl.	Exp.	Hometown (Previous School)
1	Martin Emerson	CB	6-2	195	Fr.	HS	Pensacola, Fla. (Pine Forest)
1	Stephen Guidry	WR	6-4	200	Sr.	1L	New Roads, La. (Hinds [Miss.] CC)
2	Jarrian Jones	CB	6-0	190	Fr.	HS	Brandon, Miss. (Northwest Rankin)
2	Dedrick Thomas	WR	5-9	190	Sr.	3L	Memphis, Tenn. (Memphis Central)
3	Cameron Dantzler	CB	6-2	185	Jr.	2L	Hammond, La. (St. Thomas Aquinas)
4	JaVonta Payton	WR	6-1	180	Jr.	JC	Nashville, Tenn. (Northwest [Miss.] CC)
5	Osirus Mitchell	WR	6-5	210	Jr.	2L	Sarasota, Fla. (Booker)
5	Chauncey Rivers	DE	6-3	275	Sr.	1L	Stone Mountain, Ga. (East Mississippi CC)
6	Willie Gay Jr.	LB	6-2	240	Jr.	2L	Starkville, Miss. (Starkville)
6	Garrett Shrader	QB	6-4	220	Fr.	HS	Charlotte, N.C. (Charlotte Christian)
7	Marcus Murphy	S	6-1	200	So.	1L	West Point, Miss. (West Point)
7	Tommy Stevens	QB	6-5	235	Sr.	GTR	Indianapolis, Ind. (Penn State)
8	Kylin Hill	RB	5-11	215	Jr.	2L	Columbus, Miss. (Columbus)
8	Maurice Smitherman	CB	5-10	195	Sr.	3L	Adamsville, Ala. (Minor)
9	Malik Dear	WR	5-9	220	Sr.	3L	Jackson, Miss. (Murrah)
9	De'Monte Russell	DE	6-4	230	Fr.	HS	Jackson, Miss. (Provine)
10	Leo Lewis	LB	6-2	245	Sr.	3L	Brookhaven, Miss. (Brookhaven)
10	Keytaon Thompson	QB	6-4	225	Jr.	2L	New Orleans, La. (Landry-Walker)
11	Jaquarius Landrews	S	6-0	200	Sr.	1L	Summit, Miss. (Copiah-Lincoln [Miss.] CC)
11	Geor'quarius Spivey	TE	6-5	250	RFr.	RS	Monroe, La. (Richwood)
12	Shawn Preston Jr.	S	6-0	200	RFr.	RS	St. James, La. (St. James)
12	Isaiah Zuber	WR	6-0	190	Sr.	GTR	Stone Mountain, Ga. (Kansas State)
13	Kyziah Pruitt	WR	5-10	210	Fr.	HS	Macon, Miss. (Noxubee County)
13	Tyler Williams	CB	6-2	175	So.	1L	Oxford, Miss. (Lafayette)
14	Jalen Mayden	QB	6-2	230	RFr.	RS	Sachse, Texas (Sachse)
14	Nathaniel Watson	LB	6-2	245	RFr.	RS	Maplesville, Ala. (Maplesville)
15	Jack Harris	DE	6-3	245	Fr.	HS	Sumrall, Miss. (Oak Grove)
16	Korey Charles	CB	5-10	180	Jr.	2L	Miami, Fla. (North Florida Christian)
17	Logan Burnett	QB	6-2	200	Jr.	SQ	Pelham, Ala. (Bessemer Academy)
17	Aaron Odom	DE	6-3	270	So.	1L	Jackson, Miss. (Callaway)
18	Aaron Brule	LB	6-1	235	RFr.	RS	Metairie, La. (Archbishop Rummel)
18	Cameron Gardner	WR	6-4	220	RFr.	RS	Starkville, Miss. (Starkville)
19	Cole Deeds	K	6-2	180	RFr.	RS	Fairhope, Ala. (Fairhope)
19	Collin Duncan	S	6-0	195	Fr.	HS	Montgomery, Ala. (St. James)
20	Taury Dixon	CB	5-9	165	Jr.	1L	Madison, Miss. (East Mississippi CC)
20	Lee Tanner	WR	5-11	180	RFr.	RS	Madison, Miss. (Madison-Ridgeland Academy)
21	Nick Gibson	RB	5-11	215	Sr.	3L	Birmingham, Ala. (Pinson Valley)
21	Jaylon Reed	CB	6-0	190	RFr.	RS	Olive Branch, Miss. (Olive Branch)
22	Nathan Pickering	DT	6-4	315	Fr.	HS	Mount Olive, Miss. (Seminary)
22	Lee Witherspoon	RB	5-10	205	Fr.	HS	Birmingham, Ala. (North Jackson)
23	Raymond Freeman	LS	6-2	225	So.	SQ	Cantonment, Fla. (J.M. Tate Senior)
23	J.P. Purvis	S	6-1	200	Fr.	HS	Pelahatchie, Miss. (Pelahatchie Attendance Center)
24	Dylan Lawrence	CB	6-4	190	Fr.	HS	George County, Miss. (George County)
24	Tristan Pisacane	WR	5-9	180	Jr.	SQ	Franklin, Tenn. (Centennial)
25	Somon Anderson	S	6-0	200	So.	SQ	New Orleans, La. (Brother Martin)
25	Brad Cumbest	TE	6-5	250	RFr.	RS	Hurley, Miss. (East Central)
26	Aadreekis Conner	S	6-2	210	So.	SQ	Port Gibson, Miss. (Port Gibson)
26	Jordan Lawless	K	6-0	200	Jr.	SQ	Lindale, Texas (Tyler [Texas] JC)
26	Alec Murphy	RB	6-0	230	Sr.	3L	Nixa, Mo. (Nixa)
27	Esaias Furdge	CB	5-11	180	RFr.	RS	Clarksdale, Miss. (Clarksdale)
27	Kody Schexnayder	P	5-10	195	Sr.	2L	River Ridge, La. (John Curtis)
28	Londyn Craft	S	6-0	200	So.	SQ	Rio Rancho, N.M. (IMG Academy)
29	C.J. Morgan	S	6-0	200	Jr.	2L	Bossier City, La. (Parkway)
30	Sh'mar Kilby-Lane	LB	6-2	230	Sr.	1L	Hollywood, Fla. (Copiah-Lincoln [Miss.] CC)
32	Brian Cole II	S	6-2	210	Sr.	1L	Saginaw, Mich. (East Mississippi CC)
32	Robert Rivers	RB	5-11	210	So.	1L	Ocala, Fla. (Trinity Catholic)
33	Joshua Short	CB	5-10	185	RFr.	RS	Greenville, Miss. (Northwest Rankin)
34	Sherman Timbs	DE	6-2	265	So.	SQ	Indianola, Miss. (Indianola Academy)
35	Landon Guidry	S	6-0	195	So.	1L	Spring Hill, Tenn. (Independence)
37	Tucker Day	P	6-0	210	So.	1L	Brentwood, Tenn. (Brentwood)
38	Cason Grant	WR	5-11	180	RFr.	RS	Abilene, Texas (Wylie)



# 2019 MISSISSIPPI STATE ROSTER

No.	Name	Pos.	Ht.	Wt.	Cl.	Exp.	Hometown (Previous School)
38	Fred Peters	S	5-10	200	Jr.	JC	Columbia, Miss. (Jones County [Miss.] JC)
39	Nathan Swanson	LS	6-5	230	Sr.	SQ	Norcross, Ga. (Norcross)
40	Erroll Thompson	LB	6-1	250	Jr.	2L	Florence, Ala. (Florence)
41	Tim Washington	LB	6-3	240	Sr.	3L	Yazoo City, Miss. (Yazoo City)
42	Marquiss Spencer	DE	6-4	285	Jr.	2L	Greenwood, Miss. (Greenwood)
43	Fletcher Adams	DE	6-2	265	Sr.	3L	Brandon, Miss. (Brandon)
44	Jett Johnson	LB	6-2	235	RFr.	RS	Tupelo, Miss. (Tupelo)
45	Devon Robinson	DT	6-4	295	RFr.	RS	Memphis, Tenn. (Whitehaven)
46	Cody Swanson	S	6-0	180	Fr.	HS	Madison, Miss. (Madison-Haven)
47	Jace Christmann	K	6-0	200	Jr.	2L	Houston, Texas (Memorial)
48	Scott Goodman	K	5-10	200	So.	1L	Brandon, Miss. (Brandon)
51	R.J. Jennings	LB	6-0	235	Jr.	RS	Birmingham, Ala. (Briarwood Christian)
51	Stewart Reese	OL	6-5	345	Jr.	2L	Fort Pierce, Fla. (Fort Pierce Central)
52	Kobe Jones	DE	6-4	270	Jr.	2L	Starkville, Miss. (Starkville)
54	Fabien Lovett	DT	6-4	315	RFr.	RS	Olive Branch, Miss. (Olive Branch)
55	Greg Eiland	OL	6-8	335	Jr.	2L	Philadelphia, Miss. (Philadelphia)
56	Dareuan Parker	OL	6-4	330	Jr.	2L	Olive Branch, Miss. (DeSoto Central)
57	John Garner	DE	6-4	230	RFr.	RS	Ridgeland, Miss. (St. Andrew's Episcopal)
58	Kameron Jones	OL	6-5	325	RFr.	RS	Starkville, Miss. (Starkville)
62	Matt Stanic	OL	6-4	345	Jr.	SQ	Madison, Miss. (Madison Central)
63	LaQuinston Sharp	OL	6-3	315	Jr.	JC	Columbus, Miss. (East Mississippi CC)
64	Thomas Cox	LS	6-0	185	Jr.	JC	Fulton, Miss. (Itawamba [Miss.] CC)
67	Paul Blackwell	LS	5-10	210	Jr.	RS	Pascagoula, Miss. (Resurrection Catholic)
67	Charles Cross	OL	6-5	270	Fr.	HS	Laurel, Miss. (Laurel HS)
69	Kwatrivous Johnson	OL	6-7	330	RFr.	RS	Greenwood, Miss. (Greenwood)
70	Tommy Champion	OL	6-5	320	Sr.	1L	Jackson, Miss. (Copiah-Lincoln [Miss.] CC)
72	Brandon Cunningham	OL	6-4	305	Fr.	HS	St. Martin, Miss. (St. Martin)
73	Darryl Williams	OL	6-3	310	Sr.	2L	Bessemer, Ala. (Bessemer City)
74	Nick Pendley	OL	6-4	310	Fr.	HS	Canton, Ga. (Creekview)
75	Michael Story	OL	6-4	300	Sr.	3L	Ripley, Miss. (Ripley)
76	Brevyn Jones	OL	6-4	280	Fr.	HS	Center Point, Ala. (Huffman)
77	Cordavien Suggs	OL	6-6	315	So.	SQ	Jackson, Miss. (Fletcher)
78	Tyre Phillips	OL	6-5	345	Sr.	1L	Grenada, Miss. (East Mississippi CC)
79	Evans Wilkerson	OL	6-5	310	Sr.	3L	Ridgeland, Miss. (Jackson Academy)
82	Farrod Green	TE	6-4	240	Sr.	3L	Wesson, Miss. (Wesson Attendance Center)
83	Quinton Torbor	WR	6-1	195	Fr.	HS	Destrehan, La. (Destrehan)
84	Jaden Crumedy	DT	6-5	300	RFr.	RS	Hattiesburg, Miss. (Oak Grove)
84	Dontea Jones	TE	6-4	250	Jr.	2L	McCool, Miss. (Jireh (N.C.) Prep)
85	Austin Williams	WR	6-3	200	So.	1L	Ocean Springs, Miss. (Ocean Springs)
88	Powers Warren	TE	6-3	245	So.	1L	Minnetonka, Minn. (Minnetonka Senior)
90	Lee Autry	DT	6-2	305	Sr.	1L	Albemarle, N.C. (Itawamba [Miss.] CC)
92	Kendell Jones	DT	6-4	300	Sr.	2L	Pinson, Ala. (Clay-Chalkville)
93	Cameron Young	DT	6-3	305	RFr.	RS	Crosby, Miss. (Franklin County)
98	Joseph Garner	DE	6-3	235	RFr.	RS	Ridgeland, Miss. (St. Andrew's Episcopal)
95	Allen Love	DT	6-2	285	So.	TR	Birmingham, Ala. (Louisville)
97	Reed Bowman	P	6-0	200	Jr.	TR	Magnolia, Texas (Texas Tech)
99	James Jackson	DT	6-3	315	So.	1L	Pascagoula, Miss. (Pascagoula)

## PRONUNCIATION GUIDE

2	Jarrian Jones	JAR-ee-un
4	Izuchukwu King Ani	Iz-ooh-choo-kwoo
4	JaVonta Payton	ja-VON-tay
4	Dedrick Thomas	rhymes with red
5	Osirus Mitchell	o-SIGH-russ
9	Malik Dear	ma-LEAK
9	De'Monte Russell	DUH-mahn-tay
10	Keytaon Thompson	KEY-tahn
11	Jaquarius Landrews	ja-QUARE-ee-US
11	Geor'quarius Spivey	ja-QUARE-ee-US
12	Isaiah Zuber	ZOO-bur
13	Kyziah Pruitt	KUH-zeye-uh

18	Aaron Brule	BREW-lay
27	Esaias Furdge	ee-ZAH-yahs
27	Kody Schexnayder	SHEX-nye-dur
40	Erroll Thompson	AIR-uhl
47	Jace Christmann	CHRIST-man
55	Greg Eiland	rhymes with island
56	Dareuan Parker	DARE-ee-un
69	Kwatrivous Johnson	Kwa-TRAY-vee-us
77	Cordavien Suggs	COR-day-vee-uhn
78	Tyre Phillips	tie-REE
82	Farrod Green	fa-ROD
84	Dontea Jones	DAHN-tay

# 2019 MISSISSIPPI STATE COACHES

## ON THE FIELD



**JOE MOORHEAD**

Head Coach  
Second Season



**TERRY RICHARDSON**

Assistant Head Coach/Run  
Game Coordinator/RBs  
First Season



**DEKE ADAMS**

Defensive Line  
First Season



**TERRELL BUCKLEY**

Cornerbacks  
Fourth Season



**MARCUS JOHNSON**

Offensive Line  
Second Season



**MICHAEL JOHNSON**

Wide Receivers  
First Season



**JOEY JONES**

Special Teams Coordinator  
Second Season



**CHRIS MARVE**

Defensive Run Game Coordinator/LBs  
First Season

## IN THE BOOTH



**ANDREW BREINER**

Pass Game Coordinator/QBs  
Second Season



**TONY HUGHES**

Associate Head Coach/Tight Ends  
Eighth Season (second stint)



**BOB SHOOP**

Defensive Coordinator/Safeties  
Second Season