



# MISSISSIPPI STATE FOOTBALL

## GAME 6 NOTES

#HailState | School-Record 8 Straight Bowl Games • 49 All-Time All-Americans • 144 NFL Draft Picks | #ChampionshipStandard

October 6, 2018  
6:35 p.m. CT | ESPN2

Starkville, Miss.

Davis Wade Stadium (61,337)

### 2018 SCHEDULE

Overall: 3-2 | SEC: 0-2 | H: 2-1 | A: 1-1 | N: 0-0

Sept.	Opponent	TV	Time (CT)
1	Stephen F. Austin	ESPNU	W, 63-6
8	at Kansas State	ESPN	W, 31-10
15	Louisiana	ESPN2	W, 56-10
22	at Kentucky	ESPN2	L, 28-7
29	Florida	ESPN	L, 13-6

Oct.	Opponent	TV	Time
6	#8/9 Auburn	ESPN2	6:35 p.m.
20	at #5/6 LSU	TBA	TBA
27	Texas A&M	TBA	TBA

Nov.	Opponent	TV	Time
3	Louisiana Tech (HC)	TBA	TBA
10	at #1/1 Alabama	TBA	TBA
17	Arkansas	TBA	TBA
22	at Ole Miss	ESPN	6:30 p.m.

### COACHING STAFF

#### ON THE SIDELINE (YEAR AT MSU)

Joe Moorhead, head coach (1st)  
Brian Baker, defensive line (3rd)  
Terrell Buckley, cornerbacks (3rd)  
Luke Getsy, offensive coordinator/WRs (1st)  
Charles Huff, assistant HC/run game coord./RBs (1st)  
Marcus Johnson, offensive line (1st)  
Joey Jones, special teams coordinator (1st)  
Tem Lukabu, linebackers (1st)

#### IN THE BOOTH (YEAR AT MSU)

Andrew Breiner, pass game coordinator/QBs (1st)  
Mark Hudspeth, associate head coach/TEs (3rd)  
Bob Shoop, defensive coordinator/safeties (1st)

### ON THE AIR

#### ESPN2

Mark Jones, play-by-play  
Dusty Dvoracek, analyst  
Molly McGrath, reporter



#### MSU SPORTS RADIO NETWORK

Neil Price, play-by-play  
Matt Wyatt, analyst  
Jay Perry, sideline

Learfield

#### SATELLITE RADIO

Sirius: 103, XM: 191



### THE MATCHUP

#### MISSISSIPPI STATE BULLDOGS

Record: 3-2 (0-2 SEC)  
Ranking: RV Associated Press | RV Amway Coaches  
Streak: L2  
Head Coach: Joe Moorhead (Fordham, 1996)  
Career Record: 41-15 (5th season)  
Record at Mississippi State: 3-2 (1st season)



VS



#### AUBURN TIGERS

Record: 4-1 (1-1 SEC)  
Ranking: No. 8 Associated Press | No. 9 Amway Coaches  
Streak: W2  
Head Coach: Gus Malzahn (Henderson State, 1990)  
Career Record: 58-26 (7th season)  
Record at Auburn: 49-23 (6th season)

### STORYLINES

#### BULLDOGS OPEN OCTOBER SLATE AT HOME AGAINST NO. 8/9 AUBURN

MSU opens SEC West action at home against No. 8/9 Auburn at 6:35 p.m. CT Saturday on ESPN2. It is the Bulldogs' sixth nationally televised game on the ESPN family of networks this season and the fifth night kickoff. It marks the sixth time in the last five seasons MSU will take on a top-10 team in Davis Wade Stadium.

- State fell 13-6 to Florida (4-1, 2-1) Saturday at home. The Bulldogs led 6-3 at halftime, but the Gators broke through in the third quarter with a 20-yard TD pass for a 10-6 lead and then added a fourth-quarter field goal.
- Auburn leads the all-time series 63-26-2 and owns a 16-6-1 mark in Starkville, but MSU has won two of the last three matchups in Davis Wade Stadium (28-10 in 2012; 38-23 in 2014).
- MSU's defense ranks inside the top five in the SEC in three major statistical categories - No. 5 in scoring defense (13.4), No. 3 in passing defense (166.4) and No. 2 in total defense (286.8).
- Preseason All-American NG **Jeffery Simmons** leads the team and is second in the SEC in tackles for loss this season (7.5). DE **Montez Sweat**, also a preseason All-American, is second on the team and tied for third in the SEC in TFLs (7.0). Sweat also has 4.5 sacks, which is tied for third in the SEC.
- DE **Montez Sweat** and NG **Jeffery Simmons** have combined for 14.5 tackles for loss in 2018. They are one of only three pair of D-linemen in the nation to each record at least 7.0 tackles for loss through the first five games.
- The Bulldogs look for their first win over Auburn since a 17-9 win on The Plains in 2015.
- State is one of four teams in the SEC with more than 1,000 rushing and passing yards so far in 2018, joining Georgia, Texas A&M and Alabama.
- QB **Nick Fitzgerald**, has accounted for 81 career touchdowns - 43 passing, 38 rushing - which is second in school history behind only Dak Prescott (114). Fitzgerald scored a rushing touchdown for the 20th time in his career at Kentucky. The owner of 12 different school records, Fitzgerald is responsible for nine TDs this season - five rushing, four passing.
- QB **Nick Fitzgerald** is only the third player in SEC history with at least 35 TDs both rushing and passing. Heisman Trophy winner Tim Tebow of Florida (2006-09) and Dak Prescott (2012-15) were the others.
- MSU has limited four of five opponents to under 120 yards rushing this season.
- RB **Kylin Hill** leads the SEC in yards per carry (7.73) among players with 40 or more carries.
- QB **Nick Fitzgerald** and RB **Kylin Hill** are tied for seventh in the SEC in runs that have gone for a first down (17). The duo is also tied for fifth in the conference with three runs of 20+ yards apiece.
- MSU entered the 2018 season tied for third with Clemson and Notre Dame for the most NFL Prospects listed on Scouts Inc.'s Preseason Top-150 with six.

### BY THE NUMBERS

144

Rush yards needed for **Nick Fitzgerald** to break Tim Tebow's SEC record for career QB rush yards (2,947)

42

Combined TFLs by **Montez Sweat** (22.5) and **Jeffery Simmons** (19.5) over their 18 career games played together

5

Interceptions forced by MSU this season, each by a different player in a different game

4

Number of games MSU has allowed less than 14 points, which is best in the FBS

15

Games MSU has had more TFLs than its opponent since the start of the 2017 season, which is tied for most in the SEC and fourth-most in the FBS.

0

Fumbles lost by MSU this season (other FBS teams that haven't lost a fumble: Stanford, UCF, Louisiana)



# GAME 6 DEPTH CHART

## OFFENSE

		Ht.	Wt.	Cl.-Exp.	Notable
WR (X)	1 Stephen Guidry	6-4	190	Jr.-JC	Hauled in first career TD Wk 3 vs. LA - 39 yds ... 2nd on team in rec. (10 rec, 192 yds) ... No.1 JUCO WR in America in 2017
	3 Devonta Jason	6-3	220	Fr.-HS	Nicknamed "Whop", enrolled in Jan. ... Played in all 5 gms w/1 rec. for 25 yds ... HS teammates with K. Thompson
WR (H)	85 Austin Williams	6-3	205	RFr.-RS	Started first 4 games ... Caught first career TD (13 yds) at KState Wk 2 in 3Q ... RS last season ... 2018: 6 rec, 72 yds
	2 Dedrick Thomas	5-9	190	Jr.-2L	5 career TDs in 28 games ... Breakout game Wk 3 vs. LA w/2 catches, 53 yds ... Switched to jersey No. 2 (Green on ST)
WR (Z)	23 Keith Mixon	5-8	185	Jr.-2L	Nicknamed "Pocket Rocket" ... Wk 3 vs. LA: 4 rec, 80 yds, 1 TD (25 yds in 3Q) ... Career: 43 rec, 604 yds, 3 TD
	87 Osirus Mitchell	6-5	210	So.-1L	Career-best 114 yds and 2 TD in season opener ... Team leader in catches (12), yds (219) and TD (2) ... 3 rec, 35 yds vs UF
	86 Jesse Jackson	6-2	215	Sr.-3L	Team's leading receiver in '17 (276 yards, 28 rec.) ... 5th-year senior ... Seeking first TD catch ... 2 rec. in 2018
	9 Malik Dear	5-9	225	Jr.-2L	Missed '17 season due to injury ... Sustained torn ACL in left knee during '17 spring ... Returned vs. LA (1 rec, 12 yds)
LT	55 Greg Eiland	6-8	335	So.-1L	9 career starts ... Graded out at 92% with 2 knockdowns at KState ... Replaced NFL starter Martinus Rankin in '18
	78 Tyre Phillips	6-5	340	Jr.-RS	Redshirted in '17 ... Seen significant action at LT so far in 5 gms ... Saw most significant action of career at UK Wk 4
LG	73 Darryl Williams	6-2	310	Jr.-1L	Played in 25 career gms with 18 starts ... Named to PFF National Team of Week (vs. LA Wk 3) ... Highest grader vs. LA
	79 Evans Wilkerson	6-5	310	Jr.-2L	Played in 31 career games, mostly on FG and PAT units ... '16 SEC Fall Academic Honor Roll ... Can also wear No. 83
C	74 Elgton Jenkins	6-4	310	Sr.-3L	Rimington Trophy candidate ... Owns starts at C (17), LT (5), LG (2), RT (1) ... No. 1 NFL center prospect by Mel Kiper
	73 Darryl Williams	6-2	310	Jr.-1L	Played in 24 career gms with 17 starts ... Named to PFF National Team of Week (vs. LA Wk 3) ... Highest grader vs. LA
RG	61 Deion Calhoun	6-3	320	Sr.-3L	Owns most starts on OL with 28 ... Didn't allow a sack in '17 ... 1st from his HS to be offered FBS scholarship
	56 Dareuan Parker	6-4	325	So.-1L	17 career games played ... Sees time on FG/PAT
RT	51 Stewart Reese	6-5	340	So.-1L	Led offense in snaps played (943) in '17 ... 18 straight starts at RT ... Aspiring doctor
	70 Tommy Champion	6-5	315	Jr.-RS	Redshirted in '17 ... Spent freshman and sophomore seasons at Copiah-Lincoln CC ... First career action vs. LA Wk 3
TE	81 Justin Johnson	6-3	245	Sr.-3L	Has a catch in 8 of last 11 games ... 2 catches for 37 yds at KState Wk 2, including career-long 32-yarder
	82 Farrod Green	6-4	240	Jr.-2L	Started 21 of 29 games played ... Longest catch is 62 yds ... Career: 23 rec., 317 yds, 1 TD ... 1 rec, 8 yds vs. Florida
	84 Dontea Jones	6-4	250	So.-1L	Caught 1st TD pass in '18 opener (a 17-yard one-handed catch vs. SFA) ... Added 1 catch for 21 yds Wk 2 at KState
RB	8 Kylin Hill	5-11	215	So.-1L	2nd player in MSU history w/200 yds rush, 2 rush TD, 1 rec. TD in same game (SEC Off. POW Wk 2 at KState)
	26 Aeris Williams	6-1	215	Sr.-3L	Nicknamed "A-Train" ... 7 100-yd rush games ... 14 career rush TDs ... Scored a TD in 5 of last 8 gms ... 101 rush yd vs. LA Wk 3
	21 Nick Gibson	5-11	215	Jr.-2L	Caught 1 pass in first 3 games ... 2018: 8 rush, 43 yds ... 1 career TD (2017) ... 20 games played
	28 Dontavian Lee	6-1	230	Sr.-3L	Nicknamed "D-Lee" ... Seen time in 40 games ... Scored first TD in '17 opener ... Major special teams contributor
QB	7 Nick Fitzgerald	6-5	230	Sr.-3L	5th yr Sr., 3rd yr as starter ... Owns 12 school records ... 16 100-yd rush gms - most SEC history ... 239.5 total off. p/g in '18
	10 Keytaon Thompson	6-4	225	So.-1L	Matched school and SEC single-game records in TDs responsible (7) in '18 season opener (5 pass/2 rush)
	14 Jalen Mayden	6-2	220	Fr.-HS	Saw 1st career action in '18 opener ... 4-star prospect by ESPN ... 9,472 yds total offense, 114 TDs in high school
	-or- 17 Logan Burnett	6-2	200	So.-SQ	Walk-on who's seen playing time in four games ... 1 completion for 25 yds in '18 opener ... Saw time in last drive vs. LA Wk 3

## DEFENSE

		Ht.	Wt.	Cl.-Exp.	Notable
DE	9 Montez Sweat	6-6	245	Sr.-1L	13.5 TFL in last 8 games ... 4x SEC Def. Lineman of Week, including Wk 2 at KState ... Career: 22.5 TFL, 15 sacks
	5 Chauncey Rivers	6-3	275	Jr.-RS	4 tackles, game-high 2 TFL Wk 3 vs. LA ... 2018: 10 tackles, 4.0 TFL, 0.5 sacks ... Played Fr. season at UGA
	43 Fletcher Adams	6-2	265	Jr.-2L	Played 29 career games with six starts ... Three tackles and 1 TFL at KState Wk 2 ... Made a tackle in 27 of 29 games
DT	95 Braxton Hoyett	6-3	310	Sr.-2L	5th year senior ... 15 straight starts ... 53 career tackles, 7.5 TFL ... Career-high 2 TFL at UK Wk 4
	34 Cory Thomas	6-5	310	Sr.-3L	Started 6 career games ... 5.5 of 34 career TT have been TFL ... Also has 1 FF and 1 INT in career ... 3 tackles vs UF
	91 James Jackson	6-3	330	RFr.-RS	Redshirted in '17 ... Widely considered top DT prospect in Mississippi out of high school
	-or- 90 Grant Harris	6-3	290	Sr.-1L	Veteran who's played in 29 career games (no starts) ... 2018: 4 tackles, 0.5 for loss, 2 QBH ... 2 tackles vs. UF
NG	94 Jeffery Simmons	6-4	300	Jr.-2L	Preseason All-American ... Top DT prospect in nation by PFF ... In 2018, No. 2 in SEC in TFL (7.5) and No. 19 in FBS (7.5)
	96 Tre Brown	6-4	315	Sr.-1L	2018: played in 4 gms, 3 tackles, including 1 Wk 2 at KState ... Finished with 16 TT (2.5 TFL) in 2017
	97 Lee Autry	6-2	310	Jr.-2L	Debut season, 4 tackles in 2018 ... Redshirted in '17 ... Spent 2 years at Itawamba CC ... 1 tackle Wk 4 at UK
DE	4 Gerri Green	6-4	255	Sr.-3L	Captain and Wuertfel Trophy nominee ... 141 TT (18 TFL) in career ... 19 career starts ... 4 tackles, 1 sack, 1.5 TFL vs. UF
	52 Kobe Jones	6-4	270	So.-1L	Starkville native ... Career-high three tackles and 1 TFL at KState Wk 2 ... 2018: 7 tackles, 3 TFL
WLB	10 Leo Lewis	6-2	240	Jr.-2L	30 career starts ... Huge game Wk 3 vs. LA with 8 tackles, 1.5 TFL ... 4th on team in tackles in 2018 (24)
	6 Willie Gay Jr.	6-2	235	So.-1L	Starkville native ... Made first career start at KState Wk 2 ... Tied career highs in sacks (1), TFL (1) Wk 3 vs. LA
MLB	40 Erroll Thompson	6-1	250	So.-1L	'17 SEC All-Freshman Team ... 8 straight starts ... 2nd on team in tackles in '18 (34) ... Career-best 14 tackles, 0.5 TFL UF last wk
	50 Tim Washington	6-3	230	Jr.-2L	Career game Wk 3 vs. LA with game-high 9 tackles, 1 TFL ... 30 career games played ... 2018: 14 tackles, 1.5 TFL
SLB	6 Willie Gay Jr.	6-2	235	So.-1L	Starkville native ... Made first career start at KState Wk 2 ... Tied career highs in sacks (1), TFL (1) Wk 3 vs. LA
	50 Tim Washington	6-3	230	Jr.-2L	Career game Wk 3 vs. LA with game-high 9 tackles, 1 TFL ... 30 career games played ... 2018: 14 tackles, 1.5 TFL
CB	24 Chris Rayford	6-0	200	Sr.-1L	5th-year senior ... 44 games played with 11 starts ... Made start at safety Wk 3 vs. LA and start at corner Wk 4 at UK
	-or- 8 Maurice Smitherman	5-10	190	Jr.-2L	Career-high three tackles in season-opener ... 2018: 9 tackles
FS	41 Mark McLaurin	6-2	215	Sr.-3L	3rd on team in tackles in 2018 (28) ... 8 career INTs ... MVP of TaxSlayer Bowl with 3 INTS
	29 C.J. Morgan	6-0	200	So.-1L	Played in 15 career games with no starts ... 2 tackles on the year and recorded first career INT in season-opener vs. SFA
SS	38 Johnathan Abram	6-0	215	Sr.-1L	Team leader in tackles (34) with 0.5 TFL in 2018 ... 12 career starts ... First career INT vs. Louisiana Wk 3
	24 Chris Rayford	6-0	200	Sr.-1L	5th-year senior ... 44 games played with 11 starts ... Made start at safety Wk 3 vs. LA and start at corner Wk 4 at UK
STAR	32 Brian Cole	6-2	210	Jr.-RS	Former Michigan WR who RS in '17 ... First career INT in 3Q at UK Wk 4 ... 3 starts ... 5 tackles, 3 TFL, 1 INT
	11 Jaquarius Landrews	6-0	190	Jr.-RS	Redshirted during '17 season ... 2018: 8 tackles, 2 TFL, 1 sack ... 2 tackles vs. Florida last week
	7 Marcus Murphy	6-1	195	Fr.-HS	Early enrollee who made MSU debut in '18 opener ... 4-star ATH from nearby West Point HS
CB	3 Cameron Dantzler	6-2	175	So.-1L	Set a career high with 7 tackles (6 solo) vs. LA Week 3 ... 2 career INT ... 5 tackles, 1 INT vs. Florida last week
	8 Maurice Smitherman	5-10	190	Jr.-2L	Career-high three tackles in season-opener ... 2018: 9 tackles

## SPECIAL TEAMS

		Ht.	Wt.	Cl.-Exp.	Notable
PK	47 Jace Christmann	6-0	200	So.-1L	Walk-on, Fr All-American in 2017 ... Career: 15 of 19 on FGs, 61 of 61 on PATs ... Long FG is 45 yds ... 2018: 3-5 on FG
	26 Jordan Lawless	6-0	190	So.-RS	Redshirted in '17 after one season at Tyler JC ... Went 12 of 15 on FGs and 49 of 51 on PATs at Tyler
KO	48 Scott Goodman	5-10	200	Fr.-HS	63.2 avg with 12 TBs ... Preferred walk-on who turned down several scholarship offers to attend MSU
	P 42 Tucker Day	6-0	205	So.-SQ	First year as starting punter ... Averages 39.2 ypp with 4 I20, 1 50+ in 2018
	-or- 27 Kody Schexnayder	5-10	195	Jr.-1L	Career-long punt is 52 yards ... 2018: 36.2 ypp with 1 I20, long of 47 ... Career: 36.4 ypp
	KR 32 Brian Cole	6-2	210	Jr.-RS	Averages 22.5 yards per return with long of 40
	2 Dedrick Thomas	5-9	190	Jr.-2L	Hornung Award Watch List ... Averages 21.6 yards per return for his career ... 1 return for 22 yds in 2018
PR	23 Keith Mixon	5-8	185	Jr.-2L	Nicknamed "Pocket Rocket" ... Averages 6.5 yards per return for career ... 7.2 yards per return avg in 2018 with long 22
	2 Dedrick Thomas	5-9	190	Jr.-2L	Hornung Award Watch List ... Returned 6 punts for 104 yds and a score in '17 ... 0 punt returns in 2018
LS	66 Joel Baldwin	6-3	230	Sr.-SQ	Recently earned scholarship ... Saw action in one game in '17 ... First year as primary LS ... 6 career games played
H	27 Kody Schexnayder	5-10	195	Jr.-1L	Serves as backup punter and holder

# MSU FOOTBALL MEDIA SERVICES

1 MONDAY	2 TUESDAY	3 WEDNESDAY	4 THURSDAY	5 FRIDAY	6 SATURDAY	7 SUNDAY
<b>Coach Moorhead Press Conference</b> Noon Seal Media Room SEC Network+	<b>OC Luke Getsy/ Offensive Players</b> 6:40 p.m. in Seal Media Room	<b>Coach Moorhead on SEC Teleconference</b> 11:50 a.m. Passcode available from SEC  <b>DC Bob Shoop/ Defensive Players</b> 6:40 p.m. in Seal Media Room	<b>Dawg Talk with Joe Moorhead</b> 6:30 p.m. at The Veranda (100.9 FM in Starkville and HailState.com/Plus)	no media availability	<b>Game 6: MSU vs. #8/9 Auburn</b> 6:35 p.m. CT • ESPN2 Davis Wade Stadium  Coach Moorhead and selected players will be available after the game in the media room in the north end zone.	no media availability

## Coach Joe Moorhead

### Monday Press Conference

Coach Moorhead will conduct a weekly media conference each Monday at 12 p.m. prior to an MSU game. The conference will be conducted in the media room of the Leo Seal Jr. Football Complex. Coach The press conference will also be streamed live on SECNetwork+ via the ESPN app and WatchESPN.com. FTP video will be emailed out and the on-demand video will be available at the Hail State YouTube channel.

### SEC Teleconference

Coach Moorhead will join the league's other 13 coaches on the SEC's Wednesday teleconference. The teleconferences are every Wednesday from Aug. 29-Nov. 21. Coach Moorhead's 10-minute segment is scheduled from 11:50 a.m.-12 p.m. CT. The teleconference phone number can be obtained by contacting the SEC Communications Office.

### Postgame

Coach Moorhead's postgame press conference for home games will be held in the new postgame interview room on the north end of Davis Wade Stadium. Moorhead's press conference may also be viewed in the press box on the MSU TV Center channel on press box television monitors. For road games, Moorhead's postgame press conferences will be held in the visiting interview room or outside the locker room.

### "Dawg Talk" Radio Show

Coach Moorhead's weekly, one-hour call-in radio show airs live at 6:30 p.m. CT each Thursday during the season from The Veranda in Starkville. It can be heard on 100.9 FM in Starkville, for free at HailState.com/Plus or via the TuneIn app.

## Players/Assistant Coaches

### Tuesday Post Practice - Offensive

Offensive players and offensive assistant coaches, including offensive coordinator Luke Getsy, are available by request following Tuesday's practice in the media room at the Seal Football Complex. Please email all player/assistant coach requests to Bill Martin (BMartin@athletics.msstate.edu), Brandon Langlois (BLanglois@athletics.msstate.edu) and Taylor Shirey (TShirey@athletics.msstate.edu) 24 hours in advance.

### Wednesday Post Practice - Offense

Defensive players and defensive assistant coaches, including defensive coordinator Bob Shoop are available by request following Wednesday's practice in the media room at the Seal Football Complex. Please email all player/assistant coach requests to Bill Martin (BMartin@athletics.msstate.edu), Brandon Langlois (BLanglois@athletics.msstate.edu) and Taylor Shirey (TShirey@athletics.msstate.edu) 24 hours in advance.

### Postgame

Player requests for postgame interviews will be taken in the fourth quarter. For home games, players will be available following Coach Moorhead's press conference in the new postgame interview room on the north end of Davis Wade Stadium. For road games, players will be available after Coach Moorhead's press conference outside the locker room. The locker room is off limits to the media. MSU players may not be approached on the field following games for interviews.

## MSU Athletic Communications

Phone ..... (662) 325-8881  
Mailing Address: P.O. Box 5308, Mississippi State, MS 39762  
Overnight Address: Bryan Building, 288 Lakeview Drive, Mississippi State, MS 39762

### Football Contacts

Bill Martin (@MSUBillMartin)	Associate AD/Communications
Martin Phone	662-325-0967 (office)/662-418-3821 (cell)
Martin E-Mail	BMartin@athletics.msstate.edu
Brandon Langlois (@BMLanglois)	Associate Director (player interviews, assts)
Langlois Phone	601-405-5650 (cell)
Langlois E-Mail	BLanglois@athletics.msstate.edu
Taylor Shirey (@taylor_shirey14)	Assistant Director (player interviews)
Shirey Phone	662-325-0967 (office)/256-899-6482 (cell)
Shirey E-Mail	TShirey@athletics.msstate.edu

## Other Important Phone Numbers

Davis Wade Stadium at Scott Field Press Box ..... (662) 325-3776  
MSU Football Office ..... (662) 325-2534  
HailState Productions (Television)..... (662) 325-1262  
MSU Athletic Ticket Office ..... (662) 325-2600  
MSU Athletic Director's Office ..... (662) 325-8082

### CollegePressBox.com

CollegePressBox.com serves as a one-stop shop for all needs regarding college football. Members can access player headshots, media guides and more for all FBS schools. Login information will be distributed to accredited media or by applying for a password by sending an email to password@collegepressbox.com.



# MONTEZ SWEAT

9 // DEFENSIVE END

**22.5** CAREER TACKLES FOR LOSS THROUGH 18 GAMES PLAYED, JUST 0.5 SHY OF TYING FOR 10TH IN MSU HISTORY

**15.0** NUMBER OF CAREER SACKS THROUGH 18 GAMES PLAYED, WHICH RANKS 10TH IN MSU HISTORY

**13.5** NUMBER OF TACKLES FOR LOSS OVER HIS LAST EIGHT GAMES DATING BACK TO THE ARKANSAS GAME ON NOV. 19, 2017

**4** SEC DEFENSIVE LINEMAN OF THE WEEK HONORS, WHICH IS TIED WITH FORMER BULLDOG AND CURRENT PHILADELPHIA EAGLE FLETCHER COX FOR THE PROGRAM RECORD

**4.5** SACKS THROUGH FIVE GAMES THIS SEASON, TIED FOR THIRD IN THE SEC



# JEFFERY SIMMONS

94 // DEFENSIVE TACKLE

**90** OVERALL GRADE BY PRO FOOTBALL FOCUS, WHICH RANKS SIXTH IN THE NATION

**23** CAREER TACKLES FOR LOSS IN 30 GAMES PLAYED, WHICH IS TIED FOR 10TH IN MSU HISTORY

**7.5** TACKLES FOR LOSS OVER THE FIRST FIVE GAMES OF THE SEASON, GOOD FOR SECOND IN THE SEC

**3** CAREER BLOCKED PUNTS/KICKS, WHICH IS FOURTH IN MSU HISTORY

**1** THE NO. 1 RANKED DEFENSIVE TACKLE PROSPECT IN COLLEGE FOOTBALL FOR THE 2019 NFL DRAFT BY PRO FOOTBALL FOCUS

**0.5** HAS COLLECTED AT LEAST 0.5 TACKLE FOR LOSS IN 10 OF HIS LAST 12 GAMES DATING BACK TO THE KENTUCKY GAME ON OCT. 21 LAST SEASON







## THE MOORHEAD FILE

**Hometown:** Pittsburgh, Pa.  
**Education:** Fordham University, 1996 (B.A. English)  
**Wife:** Jennifer  
**Children:** Donovan (11), Mason (15), Kyra (17)  
**Birthday:** November 2, 1973

### COACHING CAREER

**2017-present:** Mississippi State (Head Coach)  
 2016-17: Penn State (Offensive Coordinator/QBs)  
 2012-15: Fordham (Head Coach)  
 2011: Connecticut (Quarterbacks)  
 2009-10: Connecticut (Offensive Coordinator/QBs)  
 2006-08: Akron (Offensive Coordinator/QBs)  
 2005: Akron (Asst. HC/Pass Game & Recruiting Coord./WRs)  
 2004: Akron (WRs/Recruiting Coord./Punt Return)  
 2003: Georgetown (Offensive Coordinator/QBs)  
 2002: Georgetown (Pass Game Coordinator/QBs)  
 2001: Georgetown (Quarterbacks)  
 2000: Georgetown (Running Backs)  
 1999: Pittsburgh (Graduate Assistant/Defense)  
 1998: Pittsburgh (Graduate Assistant/Recruiting)

### BOWL GAMES, PLAYOFF GAMES COACHED

2017: Rose Bowl (Penn State)  
 2016: Big Ten Championship (Penn State)  
 2015: FCS First Round (Fordham)  
 2014: FCS First, Second Round (Fordham)  
 2013: FCS First, Second Round (Fordham)  
 2011: Fiesta Bowl (Connecticut)  
 2010: PapaJohns.com Bowl (Connecticut)  
 2005: Motor City Bowl (Connecticut)

## BY THE NUMBERS

30

Penn State scored at least 30 points in 21 of the 26 games Moorhead coached, and they averaged 39.4 points per game during that span.

7

The 2017 campaign saw the Nittany Lions rank in the Top 25 nationally in seven different offensive categories.

3

Moorhead led Fordham to the 2014 Patriot League title and three straight FCS playoff appearances.

1

Sports Illustrated and YAHOO'S No. 1 rising assistant in college football in 2017.

# JOE MOORHEAD

First Season  
 @BallCoachJoeMo

## 33RD HEAD FOOTBALL COACH 2016 & 2017 NATIONAL OFFENSIVE COORDINATOR OF THE YEAR

Joe Moorhead, the mastermind behind Penn State's offensive juggernaut the past two seasons, was named Mississippi State's 33rd head football coach on November 29, 2017. Moorhead brings a championship standard mantra to Starkville centered on winning a Southeastern Conference Championship and competing for a national title. The 44-year-old has played a pivotal role in conference championships at his last four coaching stops, including Penn State (2016), Fordham (2014), Connecticut (2010) and Akron (2005).

Moorhead is in his 21st in collegiate coaching and his fifth as a head coach. In his short time in Starkville, the Pittsburgh, Pennsylvania, native has already made a marvelous impact, securing a Top 25 recruiting class just weeks on the job, hiring an elite coaching staff, forming relationships around the state of Mississippi and developing a 'good to great' attitude within the program.

Moorhead received national acclaim during the 2016 and 2017 seasons as the offensive coordinator and quarterbacks coach on James Franklin's Penn State staff. Tabbed as Sports Illustrated and Yahoo's No. 1 rising assistant in college football in August 2017, Moorhead transformed the Nittany Lions offensively and spearheaded them to a combined 21-5 record, a 17-3 mark in Big Ten regular season play, the 2016 Big Ten Championship, two New Year's Six bowls and back-to-back Top 10 national rankings.

Explosive, balanced offenses have been a trademark of Moorhead at every stop of his career. Penn State scored at least 30 points in 21 of the 26 games he coached, and they averaged 39.4 points per game during that span.

The 2017 campaign saw the Nittany Lions rank in the Top 25 nationally in seven different offensive categories, including seventh in points per game (41.1), fifth in third conversion percentage (48.0), 14th in passing efficiency (153.6), 17th in yards per play (6.55), 19th in total offense (460.3), 23rd in passing yards per game (290.2) and 21st in red zone conversion percentage (89.8). They also produced four 50-point games, representing the most in a Penn State season since 1994.

Moorhead's expertise was evident in the development of quarterback Trace McSorley and running back Saquon Barkley. Together they formed one of the elite backfields in all of college football. McSorley, a finalist for the Johnny Unitas Golden Arm Award, became just the second player in Big Ten history to register 25 passing touchdowns and 10 rushing scores in a single season. He also was the first player in program history to produce multiple seasons of 3,000 yards passing. Barkley, a consensus All-American and the first running back in Big Ten history to claim multiple Conference Offensive

Player of the Year honors, ranked second nationally in all-purpose yards in 2017 (2,329). He broke four school career records, including rushing touchdowns (43), total touchdowns (53), all-purpose yards (5,538) and consecutive games with a touchdown (15) in just three seasons.

Four of Moorhead's offensive players heard their names called in the first four rounds of the 2018 NFL Draft, while two additional ones signed undrafted free agent contracts. Barkley led the way with the No. 2 overall selection, becoming the highest drafted Nittany Lion in 19 years and the highest drafted running back overall since Reggie Bush in 2006.

The 2016 season saw Moorhead earn National Offensive Coordinator of the Year honors by 247Sports, a year in which the Nittany Lions claimed their first outright Big Ten Championship in two decades and berth in the Rose Bowl. They reeled off nine straight conference victories and finished the year 11-3 highlighted by triumphs over No. 2 Ohio State and No. 6 Wisconsin.

In Moorhead's first season, Penn State shattered then-school records for total offense (6,056), passing yards (3,650) and points scored (526). The Nittany Lions improved their scoring average by a staggering 14.4 points from 2015 to 2016, which ranked fourth nationally. They racked up 30 or more points in 11 games, which was the most since the 1994 squad.

Moorhead is no stranger to building and maintaining a program as a head coach. Prior to his stint at Penn State, he posted a 38-13 record as head coach at Fordham University from 2012-15. After inheriting a program that went 1-10, he steadily built the Rams into a Football Championship Subdivision (FCS) powerhouse, leading them to their best season in program history in 2013 and the Patriot League title in 2014. They reached the FCS playoffs in three straight seasons under his watch.

During his tenure, Moorhead produced the highest ranking in program history (No. 5 in 2013), the highest final ranking in program history (No. 9 in 2013 and 2014), the first two wins over FBS schools in program history and the first two wins over Top 10 opponents in school history.

As a collegiate performer at Fordham, Moorhead was a three-year starter at quarterback and a team captain as a senior. He was a second-team All-Patriot League pick as a senior, finishing 13th nationally in total offense. He graduated with school single-season records for completions and passing yards. Following his collegiate career, Moorhead spent time in the training camp of the Milwaukee Mustangs of the Arena Football League after playing the 1996 season for the Munich Cowboys of the E.F.A.F.

The son of a steel mill worker, Moorhead received an English degree from Fordham in 1996.

## MOORHEAD'S YEAR-BY-YEAR RECORD

Year	School	Overall	Conf.	Notable
2012	Fordham	6-5	0-0	Fordham first winning season since 2007
2013	Fordham	12-2	0-0	FCS Playoffs Second Round, No. 9 ranking
2014	Fordham	11-3	6-0	FCS Playoffs Second Round, No. 11 ranking
2015	Fordham	9-3	5-1	FCS Playoffs First Round, No. 19 ranking
2018	Mississippi State	3-2	0-2	
<b>TOTALS</b>		<b>41-15 (.732)</b>	<b>11-3 (.786)</b>	

## SERIES HISTORY

### AU, 63-26-2

10/27/1905:	AU, 18-0	at Columbus, Miss.
10/8/1910:	AU, 6-0	at Auburn, Ala.
10/27/1911:	AU, 11-5	at Birmingham, Ala.
10/26/1912:	AU, 7-0	at Birmingham, Ala.
10/25/1913:	AU, 34-0	at Birmingham, Ala.
10/24/1914:	AU, 19-0	at Birmingham, Ala.
10/23/1915:	AU, 26-0	at Birmingham, Ala.
10/27/1916:	AU, 7-3	at Birmingham, Ala.
10/27/1917:	AU, 13-6	at Birmingham, Ala.
11/15/1919:	AU, 7-0	at Birmingham, Ala.
11/12/1927:	MSU, 7-0	at Birmingham, Ala.
11/17/1928:	MSU, 13-0	at Birmingham, Ala.
11/15/1930:	MSU, 7-6	at Birmingham, Ala.
10/16/1937:	AU, 33-7	at Birmingham, Ala.
10/14/1938:	AU, 20-6	at Montgomery, Ala.
10/14/1939:	AU, 7-0	at Birmingham, Ala.
10/12/1940:	Tied, 7-7	at Birmingham, Ala.
11/8/1941:	MSU, 14-7	at Birmingham, Ala.
10/31/1942:	MSU, 6-0	at Birmingham, Ala.
11/11/1944:	MSU, 26-21	at Birmingham, Ala.
10/6/1945:	MSU, 20-0	at Birmingham, Ala.
11/9/1946:	MSU, 33-0	at Birmingham, Ala.
11/8/1947:	MSU, 14-0	at Birmingham, Ala.
11/6/1948:	MSU, 20-0	at Birmingham, Ala.
11/5/1949:	AU, 25-6	at Auburn, Ala.
11/4/1950:	MSU, 27-0	at Starkville
11/8/1952:	MSU, 49-34	at Auburn, Ala.
10/10/1953:	Tied, 21-21	at Starkville
11/5/1955:	AU, 27-26	at Auburn, Ala.
11/10/1956:	AU, 27-20	at Auburn, Ala.
11/9/1957:	AU, 15-7	at Birmingham, Ala.
11/8/1958:	AU, 33-14	at Auburn, Ala.
11/7/1959:	AU, 31-0	at Birmingham, Ala.
11/5/1960:	AU, 27-12	at Auburn, Ala.
11/11/1961:	MSU, 11-10	at Birmingham, Ala.
11/10/1962:	AU, 9-3	at Auburn, Ala.
11/9/1963:	MSU, 13-10	at Jackson, Miss.
11/7/1964:	AU, 12-3	at Auburn, Ala.
11/6/1965:	AU, 25-18	at Birmingham, Ala.
11/5/1966:	AU, 13-0	at Jackson, Miss.
11/11/1967:	AU, 36-0	at Auburn, Ala.
9/28/1968:	AU, 26-0	at Jackson, Miss.
11/8/1969:	AU, 52-13	at Auburn, Ala.
11/7/1970:	AU, 56-0	at Birmingham, Ala.
11/6/1971:	AU, 30-21	at Auburn, Ala.
9/9/1972:	AU, 14-3	at Jackson, Miss.
11/10/1973:	AU, 31-17	at Auburn, Ala.
11/9/1974:	AU, 24-20	at Jackson, Miss.
11/8/1975:	*Tied, 21-21	at Auburn, Ala.
11/6/1976:	*MSU, 28-19	at Jackson, Miss.
11/5/1977:	*MSU, 27-13	at Auburn, Ala.
11/11/1978:	AU, 6-0	at Starkville
11/10/1979:	AU, 14-3	at Auburn, Ala.
10/25/1980:	MSU, 24-21	at Jackson, Miss.
10/24/1981:	MSU, 21-17	at Auburn, Ala.
10/23/1982:	AU, 35-17	at Starkville
10/22/1983:	AU, 28-13	at Auburn, Ala.
10/27/1984:	AU, 24-21	at Starkville
10/26/1985:	AU, 21-9	at Auburn, Ala.
10/25/1986:	AU, 35-6	at Starkville
10/24/1987:	AU, 38-7	at Auburn, Ala.
10/22/1988:	AU, 33-0	at Auburn, Ala.
10/28/1989:	AU, 14-0	at Auburn, Ala.
10/27/1990:	AU, 17-16	at Starkville
10/26/1991:	MSU, 24-17	at Auburn, Ala.
10/10/1992:	MSU, 14-7	at Starkville
10/9/1993:	AU, 31-17	at Auburn, Ala.
10/8/1994:	AU, 42-18	at Starkville
10/7/1995:	AU, 48-20	at Auburn, Ala.
10/12/1996:	AU, 49-15	at Starkville
11/1/1997:	MSU, 20-0	at Auburn, Ala.
10/10/1998:	MSU, 38-21	at Starkville
10/9/1999:	MSU, 18-16	at Auburn, Ala.
10/7/2000:	MSU, 17-10	at Starkville
10/6/2001:	AU, 16-14	at Auburn, Ala.
9/19/2002:	AU, 42-14	at Starkville
10/18/2003:	AU, 45-13	at Auburn, Ala.
9/11/2004:	AU, 43-14	at Starkville
9/10/2005:	AU, 28-0	at Auburn, Ala.
9/9/2006:	AU, 34-0	at Starkville
9/15/2007:	MSU, 19-14	at Auburn, Ala.
9/13/2008:	AU, 3-2	at Starkville
9/12/2009:	AU, 49-24	at Auburn, Ala.
9/9/2010:	AU, 17-14	at Starkville
9/10/2011:	AU, 41-34	at Auburn, Ala.
9/8/2012:	MSU, 28-10	at Starkville
9/14/2013:	AU, 24-20	at Auburn, Ala.
10/11/2014:	MSU, 38-23	at Starkville
9/26/2015:	MSU, 17-9	at Auburn, Ala.
10/8/2016:	AU, 38-14	at Starkville
9/30/2017:	AU, 49-10	at Auburn, Ala.

at Starkville: AU, 13-6-1

at Auburn: AU, 29-7

at Neutral Sites: AU, 21-13-1

## THE SERIES: MSU VS. AUBURN

MSU and Auburn meet for the 92nd time with the Tigers holding a 63-26-2 advantage ... Auburn has won the last two contests but the series has played to a 3-3 tie since 2012 ... The Bulldogs have claimed two out of the last three meetings in Starkville ... The largest MSU win in the series occurred on Nov. 9, 1946 (33-0) in Birmingham ... **Joe Moorhead** is seeking to become the first Bulldog head coach to defeat Auburn in his debut season since Jackie Sherrill on Oct. 26, 1991 on the Plains (24-17) ... 240 miles separate the two campuses.

## THE LAST MEETING

**#24 MSU**      **10**      Sept. 30, 2017 • Jordan-Hare Stadium  
**#13 Auburn**      **49**      Auburn, Ala.

No. 13 Auburn used a 21-point first half and pitched a shutout in the second half to deal No. 24 Mississippi State its second straight loss by a score of 49-10 on Saturday night in Jordan-Hare Stadium. The Tigers took a 7-0 lead three minutes into the game and MSU looked to have tied the contest when **Jeffery Simmons** forced a fumble that was recovered by **Montez Sweat**, who returned it to the end zone. However, a whistle blew the play dead before the return. The Bulldogs managed to get the football back after the review, and **Jace Christmann** drilled a 40-yard field goal to put MSU on the board. **Nick Fitzgerald** engineered an 8-play, 77-yard drive before the half when he found **Justin Johnson** for a 5-yard touchdown to keep the Bulldogs within striking distance at 21-10. The back breaker came when the Tigers went 99 yards on their first possession of the second half after MSU had to punt on its first possession. Simmons had 1.5 tackles for loss and a sack. Sweat finished with three tackles and one sack.

## STATISTICAL BREAKDOWN

Category	MSU	AU	Conference (NCAA) Ranks	
			MSU	AU
Scoring Offense:	32.6	32.6	8 (54)	8 (54)
Total Offense:	443.2	376.2	7 (52)	12 (95)
Rushing Offense:	219.0	178.6	4 (28)	9 (64)
Passing Offense:	214.2	197.6	8 (82)	12 (98)
Scoring Defense:	13.4	12.6	5 (8)	1 (3)
Total Defense:	286.8	304.6	2 (11)	4 (16)
Pass Defense:	166.4	211.8	3 (16)	8 (53)
Rushing Defense:	120.4	98.2	8 (31)	2 (8)
Kickoff Return Avg.:	21.46	29.63	9 (57)	2 (7)
Punt Return Avg.:	7.20	14.53	9 (84)	5 (23)
Time of Possession:	29:30	28:42	9 (75)	11 (93)
3rd Down Conv. Pct.:	47.7	34.8	2 (18)	13 (107)
Opp. 3rd-D Conv. Pct:	26.9	25.3	5 (11)	3 (5)
TO Margin:	0.40	0.80	7 (43)	5 (25)
Net Punting:	37.89	42.13	9 (58)	2 (11)
Fumbles Recovered:	--	4	--	4 (30)
Passes Intercepted:	5	7	5 (29)	2 (11)
Fumbles Lost:	0	5	1 (1)	12 (106)
Turnovers Gained:	5	11	10 (96)	2 (7)
Turnovers Lost:	3	7	1 (6)	8 (67)
Passing Efficiency:	127.74	134.9	13 (89)	9 (70)
Pass Efficiency Defense	107.09	103.00	6 (22)	4 (15)
Fewest Penalties:	39	41	12 (109)	13 (115)
Fewest Yards Penalized:	333	370	11 (99)	12 (114)
Sacks/game:	2.80	3.00	4 (29)	2 (19)
Tackles for Losses:	46.0	44.0	1 (7)	2 (10)
First Downs:	104	104	8 (47)	8 (47)
Red Zone Offense:	94.10	80.00	3 (19)	11 (90)
Red Zone Defense:	81.80	78.60	11 (64)	9 (53)



# NICK FITZGERALD

7 // QUARTERBACK



## FITZGERALD AMONG ACTIVE QUARTERBACKS

CAREER CATEGORY	NUMBER	SEC RANK	FBS RANK
Rushing Yards by a QB	2,804	1st	1st
Gain per Rush	6.2	1st	T-1st
Total Offense	7,884	2nd	12th
Rushing Touchdowns	38	1st	1st
Touchdowns Responsible For	81	2nd	5th
Total Touchdowns Scored	38	1st	1st
200 Yds Pass/100 Yds Rush	6	1st	1st
100 Yds Rush	16	1st	1st

## 2018 Quick Hits

- Has rushed for 100 or more yards twice this season (154 at Kansas State; 107 vs. Louisiana)
- Tied for fourth in the SEC in rushing touchdowns inside the red zone (4)
- Leads all SEC QBs in rushing touchdowns (5) and ranks tied for fifth among all positions
- Has 12 rushes of 10+ yards ... Three rushes of 20+ yards ... 17 rushing first downs
- His four rushing touchdowns vs. Louisiana are tied for the most in a single game in the SEC this season
- His 159 rushing yards at Kansas State are the most by an SEC QB this season
- Earned his undergraduate degree in finance in December 2017 and working on a second degree

## Career Statistics

YEAR	G/GS	CMP	ATT	INT	PCT	YDS	TD	RUSH	YDS	AVG	TD
2015	8/0	11	14	0	.786	235	3	23	127	5.5	3
2016	13/13	196	361	10	.543	2,423	21	195	1,375	7.1	16
2017	12/12	159	286	11	.556	1,782	15	162	984	6.1	14
2018	4/4	52	106	2	.490	640	4	70	318	4.5	5
<b>TOTALS</b>	<b>37/29</b>	<b>418</b>	<b>767</b>	<b>23</b>	<b>.540</b>	<b>5,080</b>	<b>43</b>	<b>450</b>	<b>2,804</b>	<b>6.2</b>	<b>38</b>

## What They Are Saying...

"From a physical standpoint, there might not be a better looking QB in the nation than Fitzgerald. He's tall with long arms and an athletic build—exactly what most football people think an NFL quarterback should look like."

- **Jim Nagy, Reese's Senior Bowl Executive Director (9.19.18)**

"Nick Fitzgerald is for real. He's a little bit different than what you see throughout the SEC. When you combine that with Aeris Williams in the backfield, that's an awfully tough thing to stop."

- **Adam Rittenberg, ESPN.com (9.21.17)**

"I love the quarterback for Mississippi State in Nick Fitzgerald. I love what he can do running the football and his creativity. He's throwing the ball well."

- **Kirk Herbstreit, ESPN (9.14.17)**

"He's one of the game's great stars ... Nick is a terrific player, a terrific dual-threat quarterback. Believe me, he's going to have a huge year and it is going to be interesting to see what happens in that Heisman race. Lately it's been all about numbers, and he's going to put up some big numbers. He's a guy who has the potential to be in New York City as a Heisman Trophy finalist."

- **Matt Hayes, Bleacher Report/Saturday Down South (8.23.17)**

"Any quarterback? I'm taking Nick Fitzgerald from Mississippi State. If I could have anybody. Right now, in today's day and age of college football, it's just easier to craft an offense around a guy that can both run and throw it — and Nick Fitzgerald can do that. I do think his athleticism and his ceiling is as high as anyone in the league. I've been a big fan of his for a few years, dating back to when Dak Prescott was the starter and going to practice and being enamored with his skillset. He would be my No. 1 for sure."

- **Greg McElroy, ESPN (6.8.17)**

"If I am drafting SEC quarterbacks to play college football, Nick Fitzgerald is No. 1."

- **Cole Cubelic, SEC Network (June 2017)**

## MISCELLANEOUS STATS

### 100-YARD RUSHING GAMES

'15	'16	'17	'18	Career	Streak
0	8	6	2	16	2

### 200-YARD PASSING GAMES

'15	'16	'17	'18	Career	Streak
0	5	2	1	8	1

### 200-YARD PASSING/100-YARD RUSHING GAMES

'15	'16	'17	'18	Career	Streak
0	4	1	1	6	1

### GAMES WITH A TD

'15	'16	'17	'18	Career	Streak
2	10	10	3	25	3

### GAMES WITH A PASSING TD

'15	'16	'17	'18	Career	Streak
2	9	8	2	21	2

### GAMES WITH A RUSHING TD

'15	'16	'17	'18	Career	Streak
2	7	9	2	20	2

### GAMES WITH BOTH A PASSING & RUSHING TD

'15	'16	'17	'18	Career	Streak
2	6	7	1	16	1

### GAMES WITH MULTIPLE RUSHING TD

'15	'16	'17	'18	Career	Streak
1	7	5	1	14	1

### GAMES WITH MULTIPLE PASSING TD

'15	'16	'17	'18	Career	Streak
1	7	6	2	16	2

### GAMES WITH MULTIPLE PASSING & RUSHING TD

'15	'16	'17	'18	Career	Streak
0	4	3	1	8	1

### RUSHES OF 10+ YARDS

'15	'16	'17	'18	Career
7	45	32	12	96

### RUSHES OF 20+ YARDS

'15	'16	'17	'18	Career
1	17	8	3	29

### RUNS FOR A FIRST DOWN

'15	'16	'17	'18	Career
8	66	61	17	152



## QB NICK FITZGERALD

**Nick Fitzgerald**, a candidate for the Maxwell Award, Johnny Unitas Golden Arm Award and Manning Award, is in his third season as starting signal caller and owns a 16-13 record as a starter.

At 6-foot-5, 230 pounds, Fitzgerald was Dak Prescott's primary backup in 2015 before taking the reins. He was offered by only two schools coming out of Richmond Hill (Ga.) High School, MSU and Middle Tennessee. Richmond Hill ran an option style offense and threw only 78 passes as a senior. He played wide receiver as a junior before moving to quarterback.

### TOPPING 100

Fitzgerald owns the SEC career record for 100-yard rushing games by a QB with 16. He has rushed for 100 yards in seven of the last 11 games he's played. He did it six times in 2017, which tied for third in the SEC.

Twice this season he has broken the 100-yard rushing barrier. He ran for 159 yards on 19 carries at Kansas State on Sept. 8, his highest rushing production since the 2016 Egg Bowl when he ran for a school-record 258 yards. He followed up a week later with 107 yards on 15 carries against Louisiana on Sept. 15.

#### Fitzgerald's Career 100-Yard Rushing Games

258, at Ole Miss, 2016  
195, South Carolina, 2016  
182, Texas A&M, 2016  
159, at Kansas State, 2018  
135, UMass, 2017  
132, Miami (Ohio), St. Petersburg Bowl, 2016  
131, Arkansas, 2016  
119, Samford, 2016  
115, Kentucky, 2017  
111, at Louisiana Tech, 2017  
110, at UMass, 2016  
107, Louisiana, 2018  
107, at Kentucky, 2016  
105, at Texas A&M, 2017  
103, BYU, 2017  
101, Arkansas, 2017

Fitzgerald's 16 100-yard rushing games rank second in MSU career history among all positions and are one shy of the school record:

#### MSU Career 100-Yard Rushing Games

Player	Games	Years
1. Anthony Dixon	17	2006-09
2. <b>Nick Fitzgerald</b>	<b>16</b>	<b>2015-p</b>
Jerious Norwood	13	2002-05
4. James Johnson	12	1997-98
Walter Packer	12	1973-76
6. Vick Ballard	10	2010-11
Dicenzo Miller	10	1998-01
Michael Davis	10	1991-94
Michael Haddix	10	1979-82
10. Dak Prescott	9	2012-15
Don Smith	9	1983-86

### CHASING SEC HISTORY

Fitzgerald is the sixth QB in SEC history to rush for over 2,000 yards in a career. Three of the top six were MSU players (Fitzgerald, Dak Prescott and John Bond). With his 159 rushing yards in Week 2 at Kansas State, Fitzgerald vaulted into second place in SEC career QB rushing yards. He needs 143 yards to take the SEC crown from Tim Tebow.

#### SEC Career QB Rushing Yards

Player	Team	Years	Yards
1. Tim Tebow	UF	2006-09	2,947
2. <b>Nick Fitzgerald</b>	<b>MSU</b>	<b>2015-p</b>	<b>2,804</b>
3. Matt Jones	ARK	2001-04	2,535
4. Dak Prescott	MSU	2012-15	2,521
5. John Bond	MSU	1980-83	2,280

### RISING UP THE MSU RUSHING CHART

With 318 rushing yards through four games played this season, Fitzgerald is fourth in all-time MSU career rushing yards among all positions.

#### MSU Career Rushing Yards

Player	Yds.	Years	Att.	Avg.
1. Anthony Dixon	3,994	2006-09	910	4.4
2. Jerious Norwood	3,212	2002-05	573	5.6
3. Walter Packer	2,820	1973-76	483	5.8
4. <b>Nick Fitzgerald</b>	<b>2,804</b>	<b>2015-p</b>	<b>450</b>	<b>6.2</b>
5. Michael Davis	2,721	1991-94	578	4.7
6. Michael Haddix	2,558	1979-82	425	6.0
7. LaDarius Perkins	2,554	2010-13	530	4.8
8. Dak Prescott	2,521	2012-15	536	4.7

### CAREER TDs RESPONSIBLE

Fitzgerald has accounted for nine touchdowns this season - five rushing, four passing. He racked up six scores - four rushing and two passing - against Louisiana in Week 3 and then had a 1-yard TD run a week later at Kentucky, upping his career total to 81 - 38 rushing, 43 passing. He is only the third player in SEC history with at least 35 touchdowns both rushing and passing. Tebow (2006-09) and Prescott (2012-15) are the others. Fitzgerald and Prescott are the only two players in MSU history to rush for 30+ touchdowns and throw for 30+ touchdowns.

#### MSU Career Touchdowns Responsible

Player	Years	Rush	Pass	TD
1. Dak Prescott	2012-15	41	70&3rec	114
2. <b>Nick Fitzgerald</b>	<b>2015-p</b>	<b>38</b>	<b>43</b>	<b>81</b>
3. Don Smith	1983-86	21	31	52

### CAREER TOTAL OFFENSE

Fitzgerald has 7,754 career yards of total offense (2,772 rushing and 4,982 passing).

#### MSU Career Total Offense

Player	Years	Plays	Rush	Pass	Total
1. Dak Prescott	2012-15	1,705	2,521	9,376	11,897
2. <b>Nick Fitzgerald</b>	<b>2015-p</b>	<b>1,217</b>	<b>2,804</b>	<b>5,080</b>	<b>7,884</b>
3. Don Smith	1983-86	1,223	1,868	5,229	7,097
4. John Bond	1980-83	1,237	2,280	4,621	6,901

## FITZGERALD IN THE RECORD BOOKS

#### MSU Career Records (3)

Rushing Yards by a QB - 2,804  
Yards Per Rush - 6.2  
100-Yard Rushing Games by a Quarterback - 16\*

\* - denotes SEC record

#### MSU Single-Season Records (4)

Yards Per Rush - 7.1 (2016)  
Rushing Yards by a QB - 1,375 (2016)  
100-Yard Rushing Games - 8 (2016)  
100-Yard Rushing Games by a QB - 8 (2016)\*

\* - denotes SEC record

#### MSU Single-Game Records (5)

Rushing Yards - 258 at Ole Miss (2016)  
Rushing Yards by a QB - 258 at Ole Miss (2016)  
Yards Per Rush - 18.4 at Ole Miss (2016)^  
Touchdowns Responsible - 7 vs. Samford (2016)\*  
Passing Touchdowns - 5 vs. Samford (2016)

\* - denotes SEC record

^ - denotes second in SEC history

## CAREER RUSHING SCORES

Behind a career-high tying four touchdown runs vs. Louisiana in Week 3, including three in the first half, and a 1-yard TD run last Saturday at Kentucky, Fitzgerald has 38 career rushing TDs and is now five shy of tying Anthony Dixon's (2006-09) school record.

#### MSU Career Rushing Touchdowns

Player	TD	Years	Att.	Yds.
1. Anthony Dixon	42	2006-09	910	3,994
2. Dak Prescott	41	2012-15	536	2,521
3. <b>Nick Fitzgerald</b>	<b>38</b>	<b>2015-p</b>	<b>450</b>	<b>2,804</b>

## SCORING TOSSES

Fitzgerald's pair of touchdown passes against Louisiana in Week 3 moved him past Tyler Russell for second in MSU career TD passes with 43.

#### MSU Career Passing Touchdowns

Player	TD	Years	Yds.	Int.
1. Dak Prescott	70	2012-15	9,376	23
2. <b>Nick Fitzgerald</b>	<b>43</b>	<b>2015-p</b>	<b>4,508</b>	<b>23</b>
3. Tyler Russell	42	2010-13	5,441	23

## 5,000 CLUB

In Week 5 against Florida, became the seventh QB in MSU history to throw for at least 5,000 yards. In Week 3 against Louisiana, he passed John Bond for seventh in MSU career passing yards. Fitzgerald crossed the 4,000-yard mark last season in the win against UMass.

#### MSU Career Passing Yards

Player	Yds.	Years	Att.	Cmp.	Pct.
1. Dak Prescott	9,376	2012-15	1169	734	.628
2. Wayne Madkin	6,336	1998-01	887	462	.521
3. Kevin Fant	5,631	2000-03	866	461	.532
4. Tyler Russell	5,441	2010-13	699	410	.587
5. Derrick Taite	5,232	1993-96	734	362	.493
6. Don Smith	5,229	1983-86	738	342	.463
7. <b>Nick Fitzgerald</b>	<b>5,080</b>	<b>2015-p</b>	<b>767</b>	<b>418</b>	<b>.54</b>
8. John Bond	4,621	1980-83	665	307	.462



## 2018 HONORS

**Deion Calhoun, Sr., OL**  
Preseason Third-Team All-SEC (Coaches)

**Jace Christmann, So., K**  
Lou Groza Award Watch List

**Nick Fitzgerald, Sr., QB**  
Preseason Third-Team All-SEC (Media)  
Maxwell Award Watch List  
Davey O'Brien Award Watch List  
Manning Award Watch List  
Johnny Unitas Golden Arm Award Watch List

**Gerri Green, Sr., DE**  
Wuerffel Trophy Watch List

**Kylin Hill, So., RB**  
PFF National Team of the Week (vs. K-State)  
SEC Offensive Player of the Week (vs. K-State)

**Elgton Jenkins, Sr., OL**  
SEC Offensive Lineman of the Week (vs. Louisiana)  
Rimington Trophy Fall Watch List

**Leo Lewis, Jr., LB**  
Preseason Third-Team All-SEC (Coaches)

**Mark McLaurin, Sr., S**  
Preseason Second-Team All-SEC (Coaches)  
Preseason Third-Team All-SEC (Media)

**Jamal Peters, Sr., CB**  
Preseason Third-Team All-SEC (Coaches)

**Jeffery Simmons, Jr., DT**  
Preseason First-Team All-SEC (Media, Coaches, Phil Steele)  
Associated Press Preseason All-American (2nd Team)  
Athlon Sports Preseason All-American (2nd Team)  
CBS Sports Preseason All-American (2nd Team)  
Sports Illustrated Preseason All-American (2nd Team)  
The Athletic Preseason All-American (2nd Team)  
Bednarik Award Watch List  
Outland Trophy Watch List  
Bronko Nagurski Trophy Watch List  
Lott Trophy Watch List

**Montez Sweat, Sr., DE**  
SEC Defensive Lineman of the Week (vs. K-State)  
Senior Bowl Defensive Senior of the Week (vs. K-State)  
First-Team All-SEC (Media, Coaches, Phil Steele)  
Athlon Sports Preseason All-American (3rd Team)  
Bednarik Award Watch List  
Bronko Nagurski Trophy Watch List  
Ted Hendricks Award Watch List

**Dedrick Thomas, Jr., WR**  
Paul Hornung Award Watch List

**Aeris Williams, Sr., RB**  
Preseason Third-Team All-SEC (Media, Coaches)  
Doak Walker Award Watch List

**Darryl Williams, Jr., OL**  
Third-Team All-SEC (Coaches)  
PFF National Team of the Week (Louisiana)

## NOTEBOOK

### NOTING THE MSU OFFENSE

- State has converted 47.69 percent (31 of 65) of its attempts on third down, good for second in the SEC.
- The Bulldogs lead the SEC and rank 11th nationally in yards per rush (5.98).
- MSU's offense is averaging 32.6 points per game and has scored 30 or more points in three of five games.
- State has scored 22 TDs, which is tied for fourth in the SEC.
- 13 of MSU's 22 TDs have been of the rushing variety, which is tied for second in the SEC and ranks tied for 15th nationally.
- WR **Stephen Guidry** (19.2) and WR **Osirus Mitchell** (18.25) join Alabama's Jaylen Waddle (24.0) and Jerry Jeudy (22.26) as the only pair of teammates in the SEC who are each averaging 18+ yards a catch.
- **Stephen Guidry** leads the team with eight catches that have resulted in a first down. He has 10 total receptions for 192 yards on the season. Six of his catches have gone for 15+ yards including a pair for 25+.
- State is averaging 219.0 yards rushing per game, a figure that ranks fourth in the SEC behind Kentucky (259.2), Georgia (250.4) and Texas A&M (232.2), and also ranks 28th nationally.
- MSU is one of four teams in the nation (only SEC team) to have not lost a fumble this season, joining UCF, Stanford and Louisiana.
- Nine of State's 22 touchdowns have been for 20+ yards.
- MSU has three 50+ yard plays (2 are TDs) through five games. The Bulldogs had two plays of 50+ yards all of last season.
- 10 different MSU players have scored an offensive TD in 2018 – **Nick Fitzgerald** (5), **Kylin Hill** (5), **Keytaon Thompson** (3), **Aeris Williams** (2), **Osirus Mitchell** (2), **Dontea Jones** (1), **Austin Williams** (1), **Stephen Guidry** (1), **Keith Mixon** (1), **Dontavian Lee** (1).
- State has outscored opponents 163-67 this season.
- 60 of MSU's 104 first downs have come on the ground, which ranks tied for third in the SEC.
- There have been seven games of 600+ yards of total offense in school history. Two have occurred in the first four games of the **Joe Moorhead** era (607 vs. Louisiana; 618 vs. Stephen F. Austin).

### NOTING THE MSU DEFENSE

- MSU leads the SEC and ranks fifth nationally in tackles for loss (46.0).
- The Bulldogs are one of just 10 teams in the FBS to average at least 9.0 tackles for loss per game (9.2).
- State has posted at least 8.0 tackles for loss in four of five games in 2018 and in seven of its last nine dating back to the Arkansas game last season on Nov. 18.
- MSU is allowing 13.4 points per game, good for eighth in the FBS and fifth in the SEC.
- Opponents have converted just 18 times on 67 third-down attempts this season, good for a 26.87 conversion percentage which ranks 11th nationally and fifth in the SEC.
- MSU has allowed only three touchdowns through the air, joining Florida, South Carolina and Kentucky as the only SEC teams to allow just three passing TDs this season. Only 14 FBS teams have allowed three or less passing TDs in 2018.
- MSU is allowing just 3.8 points per game in the first half, a figure that is tied with Florida for second nationally behind Iowa (2.5).
- MSU is one of six FBS schools (three in the SEC) to record at least one interception in all five games this season. State's five pickoffs are the fifth-most in the conference.
- 58.62 percent of MSU opponents' offensive drives have been of 25 yards or less, which is fifth-best in the SEC and 24th best nationally.
- MSU is one of 16 FBS teams (three in the SEC) that hasn't allowed a 50+ yard play this season.
- LB **Erroll Thompson** and LB **Johnathan Abram** lead the team and are tied for 10th in the SEC in total tackles (34). Thompson had a career-high 14 tackles against Florida on Sept. 29.
- CB **Cameron Dantzler** is tied for fifth in the SEC in pass breakups (4).

### THE LAST FIVE TOP-10 OPPONENTS AT DAVIS WADE STADIUM

MSU has won three of its last five games against top-10 opponents at Davis Wade Stadium dating back to the 2014 season when it knocked off No. 6 Texas A&M and No. 2 Auburn in consecutive weeks. **Here's a look at the last five games vs. top-10 teams in Starkville:**

Date	Opponent	Score
10/4/14	Texas A&M (#12-#6)	W, 48-31
10/11/14	Auburn (#3-#2)	W, 38-23
11/14/15	Alabama (#17-#2)	L, 31-6
11/5/16	Texas A&M (NR-#4)	W, 35-28
11/11/17	Alabama (#16-#1)	L, 31-24

## THE NATION'S BEST D-LINE DUO

DE **Montez Sweat** and NG **Jeffery Simmons** form arguably the best defensive line duo in college football. In the 18 games they've played together, Sweat and Simmons have combined for 42.0 tackles for loss. Sweat has 22.5, while Simmons has 19.5 (Simmons has 23.0 in his career).

- Simmons is second in the SEC and is tied for 19th in the FBS in tackles for loss this season (7.5).
- Sweat is tied for third in the SEC and tied for 24th in the FBS in tackles for loss this season (7.0).
- Sweat also has 4.5 sacks, which is tied for third in the SEC and tied for 17th in the FBS. He has posted at least one sack in three of five games this season.
- Simmons has recorded at least two tackles for loss in three of five games this season, highlighted by a career-high 3.5 in the season-opener against Stephen F. Austin.
- Simmons is currently tied for 10th in MSU history with 23.0 career tackles for loss, while Sweat has 22.5 career TFLs and needs just 0.5 to tie.
- Sweat's 15.0 career sacks rank 10th in Bulldog history, just one shy of tying Preston Smith (2011-14) and Robert Young (1987-90) who each sit at eighth with 16.0.

Sweat and Simmons have combined for 14.5 tackles for loss in 2018. They are one of only three pair of defensive linemen in the nation to each record at least 7.0 tackles for loss through the first five games.

### FBS D-Line Duos - 7.0+ Tackles For Loss Each

Player	Team	TFLs	Total TFL
Gerald Willis III / Jonathan Garvin	Miami (FL)	10.5/9.5	20.0
E.J. Ejiya / Brandon Garner	North Texas	10.0/8.0	18.0
Jeffery Simmons / Montez Sweat	Mississippi State	7.5/7.0	14.5

## CHARTING MONTEZ SWEAT AND JEFFERY SIMMONS

### Games With At Least 0.5 Sack

	2016	2017	2018	Total Games	Total Sacks
Sweat	--	8	3	11	15.0
Simmons	--	5	0	5	5.0

### Games With At Least 0.5 Tackle For Loss

	2016	2017	2018	Total Games	Total TFLs
Sweat	--	10	3	13	22.5
Simmons	2	10	3	15	23.0

## SWEAT HAS WON SEC DL OF THE WEEK FOUR TIMES

DE **Montez Sweat** earned his fourth Defensive Lineman of the Week honor of his career after he tallied three tackles, 2.0 tackles for loss and 1.0 sack in the 31-10 win at Kansas State in Week 2. The four times honored ties former Bulldog and current Philadelphia Eagles DL Fletcher Cox for the program record.

A look at who's earned SEC Defensive Player of the Week Honors the most times in SEC history:

Player	School	Years	Honors
Denzil Ware	Kentucky	2015-17	5
<b>Montez Sweat</b>	<b>Mississippi State</b>	<b>2017-present</b>	<b>4</b>
Fletcher Cox	Mississippi State	2009-11	4
Jermaine Cunningham	Florida	2006-09	4
Antonio Coleman	Auburn	2006-09	4
Marquis Haynes	Ole Miss	2014-17	4
Drake Nevis	LSU	2007-10	4
Sam Montgomery	LSU	2010-12	4
Nick Fairly	Auburn	2009-10	4

## 200 RUSHING/200 PASSING

MSU is one of four teams in the SEC to average both 200 yards passing and rushing this season. Through five games, State has attempted 183 rushing attempts for 1,095 yards and 143 passing attempts for 1,071 yards.

### SEC Teams 200/200 Pass/Rush

Team	Pass Avg.	Rush Avg.
<b>Mississippi State</b>	<b>219.0</b>	<b>214.2</b>
Alabama	335.8	217.4
Georgia	250.4	219.8
Texas A&M	279.6	232.2

## BULLDOG TRENDS

	2018	Moorhead	Streak
August	0-0	0-0	L1
September	3-2	3-2	L2
October	0-0	0-0	W4
November	0-0	0-0	L1
December-January	0-0	0-0	W3

### MSU's Conference Record...

at home	0-1	0-1	L3
on the road	0-1	0-1	L1

### MSU's Non-Conference Record...

at home	2-0	2-0	W6
on the road	1-0	1-0	W2
neutral	0-0	0-0	W3

### MSU vs. Ranked Opponents...

overall	0-0	0-0	L1
at home	0-0	0-0	L1
on the road	0-0	0-0	L6
neutral	0-0	0-0	L3
vs. Top 10	0-0	0-0	L2

### MSU's Record in Games...

decided by 7 pts or less	0-1	0-1	L1
decided by 3 pts or less	0-0	0-0	L1
Road during the day	1-0	1-0	W3
Road at night	0-1	0-1	L1
Home during the day	0-0	0-0	W6
Home at night	2-1	2-1	L1

### MSU's Record When Scoring...

less than 20 points	0-2	0-2	L4
20 or more points	0-0	0-0	W1
25 or more points	3-0	3-0	W4

### MSU's Record When Allowing...

14 or fewer points	3-1	3-1	L1
24 or fewer points	2-1	2-1	L1
25+ points	0-1	0-1	L1

### MSU's Record When...

MSU scores first	2-2	2-2	L2
Opponent scores first	1-0	1-0	W1
Leading after the 1st qtr	2-1	2-1	L1
Trailing after the 1st qtr	0-0	0-0	L1
Leading at halftime	3-1	3-1	L1
Trailing at halftime	0-0	0-0	W1
Leading after the 3rd qtr	3-0	3-0	W3
Trailing after the 3rd qtr	0-1	0-1	L1

### MSU's Record With...

less than 300 yards	0-2	0-2	L6
400+ yards total offense	3-0	3-0	W4
500+ yards total offense	3-0	3-0	W3
600+ yards total offense	2-0	2-0	W5
less than 100 yards rush	0-1	0-1	L4
100+ yards rushing	3-1	3-1	L1
150+ yards rushing	3-0	3-0	W4
200+ yards rushing	3-0	3-0	W4
250+ yards rushing	2-0	2-0	W3
less than 200 yards pass	1-1	1-1	L1
300+ yards passing	1-0	1-0	W1
350+ yards passing	1-0	1-0	W6
400+ yards passing	0-0	0-0	W2
450+ yards passing	0-0	0-0	W1



## MSU IS FOURTH IN THE SEC IN 20+ YARD PLAYS

Through five games, MSU has totaled 32 plays from scrimmage that have gained 20+ yards, which is fourth in the SEC and tied with Houston and Penn State for 14th nationally. The Bulldogs are averaging more than six plays of 20+ yards per game.

- 24 FBS teams have logged at least 30 plays of 20+ yards.
- 23 of State's 32 plays have been of the pass variety, which is tied for 15th in the FBS and is fourth in the SEC.
- 14 different MSU players have tallied at least one 20+ yard play from scrimmage this season.
- RB **Kylin Hill**, WR **Stephen Guidry** and WR **Keith Mixon** lead the team with four 20+ yard plays each.

## CREATING NEGATIVE PLAYS

- MSU has made a habit of finding the backfield of opposing teams, tallying 46.0 tackles for loss and 14.0 sacks through the first five games.
- The 46.0 TFLs lead the SEC and rank fifth nationally.
- State is averaging 9.2 TFLs a game, best in the SEC and seventh nationally.
- The 14.0 sacks are tied for 21st nationally and rank fourth in the SEC.
- 18 different Bulldogs have recorded at least 0.5 TFLs this season, led by **Jeffery Simmons** (7.5) and **Montez Sweat**, while 11 have tallied at least 2.0.
- Only Ole Miss (21) and Florida (20) have more players with at least 0.5 tackles for loss this season than MSU.
- Nine different MSU players have booked at least 0.5 sack, led by **Montez Sweat** (4.5) and **Gerri Green** (2.5).
- MSU is one of nine Power 5 teams with at least 40.0 tackles for loss and 14.0 sacks this season. Auburn, with 15.0 sacks and 44.0 TFLs, is the only other SEC team.

## LIMITING EXPLOSIVE PLAYS

Only 3.1 percent of MSU's opponents plays (10 of 321) through five games have resulted in either a 25+ yard gain or a touchdown. That percentage is tied with Washington for the best in the FBS.

Rank	Team	Plays	25+/TD	Pct.
1.	Mississippi State	321	10	3.0
	Washington	331	10	3.0
3.	Georgia	317	10	3.2
4.	Kentucky	324	12	3.7
5.	Minnesota	241	10	4.1

## MSU HAS GAINED A TURNOVER IN EIGHT STRAIGHT GAMES

State has gained a turnover in eight straight games dating back to the Arkansas game last season on Nov. 18 and has totaled 12 in the span. Since the start of the 2017 season, State has gained a turnover in 15 of 18 games. **Here's a look at MSU's 12 takeaways over the last eight games:**

Date	Opponent	Takeaway
11/18/17	Arkansas	FF by Johnathan Abram (FR by Marquiss Spencer)
11/23/17	Ole Miss	FF by Erroll Thompson (FR by Jeffery Simmons)
11/23/17	Ole Miss	INT by Mark McLaurin
12/30/17	Louisville	3 INT by Mark McLaurin
12/30/17	Louisville	INT by Cameron Dantzler
9/1/18	Stephen F. Austin	INT by C.J. Morgan
9/8/18	Kansas State	INT by Erroll Thompson
9/15/18	Louisiana	INT by Johnathan Abram
9/22/18	Kentucky	INT by Brian Cole
9/29/18	Florida	INT by Cameron Dantzler

## DEFENSIVE EFFICIENCY

- MSU's defense is making opponents run an average of 4.79 plays per point scored through five games this season. That figure is the eighth-best in the FBS and the sixth-best in the SEC.
- State's opponents are averaging 3.29 yards per rushing attempt, which is the 16th-lowest average in the FBS and third-lowest in the SEC.
- In addition, offenses are averaging just 4.47 yards per play against the Bulldogs, which is tied with Auburn for 16th in the FBS and third in the SEC.

## STATE HAS AN INT IN ALL FIVE GAMES THIS SEASON

The Bulldogs are one of only six teams in the FBS to record at least one interception in all five games this season. MSU's five interceptions have been credited to five different players - **Cameron Dantzler** vs. Florida, **Brian Cole** at Kentucky, **Johnathan Abram** vs. Louisiana, **Erroll Thompson** at Kansas State and **C.J. Morgan** vs. Stephen F. Austin. **Here's a look at the six FBS teams with at least one pickoff in all five games:**

Team	Games w/INT	Total INTs
Alabama	5	9
Georgia Tech	5	7
LSU	5	7
Notre Dame	5	6
Mississippi State	5	5

## PROTECTING THE END ZONE

MSU has allowed opponents to find the end zone on just 16.28 percent of its possessions on defense. That percentage is fifth-best in the SEC and 18th-best in the nation. **Here's a look at the five SEC teams giving up touchdowns the lowest percentage of opponent's possessions this season:**

Rank	Team	TD%
1.	Auburn	7.55
2.	Kentucky	10.64
3.	Alabama	11.59
4.	Florida	12.77
5.	Mississippi State	16.28

## INSIDE THE RED ZONE

- MSU is averaging 3.40 red-zone drives per game.
- State leads the SEC and ranks 13th nationally in points per red-zone drive (5.12).
- The Bulldogs are also tops in the SEC and 17th nationally in red-zone TD percentage (76.47).
- MSU has a red-zone rush TD percentage of 58.82, good for second in the SEC and 12th nationally.
- State is third in the SEC in red-zone scoring percentage (94.12).
- 40.91 percent of the Bulldogs TDs have come outside the red zone, which ranks fifth in the SEC.
- Defensively, MSU's opponents are averaging only 2.20 red-zone drives per game, which is third in the SEC and 14th nationally.
- The Bulldogs' 3.55 points per red-zone drive allowed is fifth-best in the SEC and 19th-best nationally.
- State is one of the nation's best at not allowing TDs in the red zone, allowing opponents to find the end zone just 36.36 percent of the time to rank sixth in the FBS and fourth in the SEC.

## BIG PLAY PERCENTAGE

Of the Bulldogs' 326 offensive plays through five games, 28 have resulted in rushes of 12+ yards, while 29 have been completions of 15+ yards.

- MSU is ninth nationally and third in the SEC in percentage of plays resulting in either a 12+ yard rush or 15+ yard completion (17.48).
- State's 15.30 percentage of runs plays gaining 12+ yards is third in the SEC and 12th nationally.

Rank	Team	Plays	12+ Run	15+ Pass	Pct.
1.	Oklahoma	294	27	33	20.41
2.	Oklahoma St.	371	33	41	19.95
3.	Houston	323	25	38	19.50
4.	Alabama	336	23	40	18.75
5.	Memphis	324	28	32	18.52
6.	Penn St.	360	37	29	18.33
7.	Texas A&M	384	33	37	18.23
8.	Ohio	282	27	23	17.73
9.	Mississippi State	326	28	29	17.48
10.	Western Michigan	361	23	40	17.45

## CAREER 100-YARD RUSH GAMES

### Nick Fitzgerald, Jr., QB (16\*, 2 in 2018)

258, at Ole Miss, 2016  
195, South Carolina, 2016  
182, Texas A&M, 2016  
159, at Kansas State, 2018  
135, UMass, 2017  
132, Miami (Ohio), St. Petersburg Bowl, 2016  
131, Arkansas, 2016  
119, Samford, 2016  
115, Kentucky, 2017  
111, at Louisiana Tech, 2017  
110, at UMass, 2016  
107, Louisiana, 2018  
107, at Kentucky, 2016  
105, at Texas A&M, 2017  
103, BYU, 2017  
101, Arkansas, 2017

\* - denotes school record by a QB and most in SEC history

### Kylin Hill, So., RB (1, 1 in 2018)

211, at Kansas State, 2018

### Keytaon Thompson, So., QB (2, 1 in 2018)

121, Ole Miss, 2017  
147, Louisville, 2017  
109, Stephen F. Austin, 2018

### Aeris Williams, Jr., RB (7, 1 in 2018)

191, at Ole Miss, 2016  
146, LSU, 2017  
140, Texas A&M, 2016  
101, Louisiana, 2018  
114, BYU, 2017  
114, UMass, 2017  
107, at Louisiana Tech, 2017

## CAREER 300-YARD PASS GAMES

### Nick Fitzgerald, So., QB (3, 0 in 2017)

417, Samford, 2016  
328, Arkansas, 2016  
305, at UMass, 2016

### Keytaon Thompson, So., QB (1, 1 in 2018)

364, Stephen F. Austin, 2018

## CAREER 100-YARD REC. GAMES

### Osirus Mitchell, So., WR (1, 1 in 2018)

114, Stephen F. Austin, 2018

## UNDER 120

MSU is one of nine teams in the FBS (three in the SEC) that has held four of their five opponents to under 120 yards rushing. The other eight teams are Oklahoma State, San Diego State, Michigan, Michigan State, Clemson, Florida State, Texas A&M and Auburn.

## TDs OF 20+ YARDS

Of MSU's, 22 offensive touchdowns this season, nine have been of 20+ yards, which ranks fourth in the SEC.

Rank	Team	20+ TD
1.	Alabama	13
2.	Kentucky	12
3.	Ole Miss	11
4.	Mississippi State	9
5.	Florida	8

## THIRD-DOWN EFFICIENCY

MSU ranks 10th nationally (fifth in Power 5) and second in the SEC in third-down efficiency, which is calculated by subtracting the third-down offense conversion percentage from the third-down conversion defense percentage.

Rank	Team	3rd Down Off. %	3rd Down Def. %	3rd Down Effic.
1.	Alabama	59.68	26.03	33.65
2.	Miami (FL)	48.44	17.14	31.29
3.	West Virginia	58.70	33.33	25.36
4.	NC State	59.26	37.50	21.76
5.	Mississippi State	47.69	26.87	20.83

## MSU IS TOP 15 IN PLAY & YARDAGE EFFICIENCY

The Bulldogs rank inside the top 15 nationally in both yards per play differential (12th) and points per play differential (8th). MSU is averaging 13.29 offensive yards per point while allowing 21.40 defensive yards per point for a 8.11 yards per play difference. State is averaging 2.00 offensive plays per point, while holding opponents to 4.79 plays per point for a 2.70 plays per point difference.

## BACKFIELD BALL SECURITY

MSU's backfield has not lost a fumble over its last 347 carries dating back to last season. The last fumble lost was when **Nick Gibson** fumbled with 7:26 on the clock in the first quarter at Arkansas on Nov. 18.

- Gibson's fumble snapped a previous streak of 504 consecutive carries and 44 consecutive quarters without a fumble on an offensive possession by any player at any position.
- In **Nick Fitzgerald's** 450 career carries, he's lost a fumble only three times (twice vs. Auburn in 2016 and once at UMass in 2016).

### Consecutive Carries Without A Fumble

Player	Cons. Carries	Last Fumble
RB Aeris Williams	125	3Q at Texas A&M, 10/28/17 (recovered it)
RB Kylin Hill	73	2Q at Texas A&M, 10/28/17 (recovered it)
RB Dontavian Lee	53	never fumbled
QB Nick Fitzgerald	94	1Q at Arkansas, 11/18/17 (recovered it)
RB Nick Gibson	14	1Q at Arkansas, 11/18/17 (lost it)

### Consecutive Carries Without A Lost Fumble

Player	Cons. Carries	Last Lost Fumble
RB Aeris Williams	431	3Q at Texas A&M, 10/3/15 (6:05)
QB Nick Fitzgerald	373	2Q vs. Auburn, 10/8/16 (1:45)
RB Kylin Hill	123	never lost a fumble
RB Dontavian Lee	53	never lost a fumble
RB Nick Gibson	14	1Q at Arkansas, 11/18/17 (7:26)



## CAREER GAMES PLAYED/STARTS

Player	'15	'16	'17	18	Total
Johnathan Abram	--	--	13/7	5/4	18/11
Fletcher Adams	--	11/0	13/6	5/0	29/6
Stephen Adegoke	--	--	3/0	5/0	8/0
Somon Anderson	--	--	--	2/0	2/0
Lee Autry	--	--	--	4/0	4/0
Joel Baldwin	--	--	1/0	5/0	6/0
Tre Brown	--	--	13/0	5/0	18/0
Aaron Brule	--	--	--	2/0	2/0
Logan Burnett	--	--	2/0	2/0	4/0
Deion Calhoun	13/1	9/9	13/13	5/5	40/28
Tommy Champion	--	--	--	1/0	1/0
Korey Charles	--	--	3/0	3/0	6/0
Jace Christmann	--	--	13/0	5/0	18/0
Brian Cole	--	--	--	5/4	5/4
Jamal Couch	--	11/0	13/1	--	24/1
Londyn Craft	--	--	--	2/0	2/0
Jaden Crumedy	--	--	--	1/0	1/0
Brad Cumbest	--	--	--	2/0	2/0
Cameron Dantzler	--	--	13/0	5/5	18/5
Tucker Day	--	--	3/0	5/0	8/0
Malik Dear	11/0	12/9	0/0	3/0	26/9
Taury Dixon	--	--	--	2/0	2/0
Greg Eiland	--	--	13/4	5/5	18/9
Nick Fitzgerald	8/0	13/13	12/12	4/4	37/29
Raymond Freeman	--	--	--	2/0	2/0
Cameron Gardner	--	--	--	2/0	2/0
Willie Gay Jr.	--	--	12/0	5/1	17/1
Nick Gibson	--	3/0	13/1	3/0	19/1
Scott Goodman	--	--	--	5/0	5/0
Cason Grant	--	--	--	2/0	2/0
Farrod Green	--	12/8	13/13	5/0	30/21
Gerri Green	13/1	13/0	13/13	5/5	44/19
Landon Guidry	--	--	--	2/0	2/0
Stephen Guidry	--	--	--	5/5	5/5
Grant Harris	5/0	6/0	13/0	5/0	29/0
Kylin Hill	--	--	13/0	5/5	18/5
Braxton Hoyett	7/0	13/0	12/11	5/5	37/16
James Jackson	--	--	--	3/0	3/0
Jesse Jackson	12/0	13/1	13/8	5/0	43/9
Devonta Jason	--	--	--	5/0	5/0
Elgton Jenkins	11/3	12/5	13/13	5/5	41/26
R.J. Jennings	--	--	--	1/0	1/0
Kwattrivous Johnson	--	--	--	1/0	1/0
Jett Johnson	--	--	--	1/0	1/0
Justin Johnson	11/0	13/2	13/0	5/5	42/7
Dontea Jones	--	--	4/0	4/0	8/0
Kendell Jones	--	1/0	4/0	--	5/0
Kobe Jones	--	--	13/0	5/0	18/0
Traver Jung	--	13/2	10/0	--	23/2
Sh'mar Kilby-Lane	--	--	--	3/0	3/0
Jaquarius Landreows	--	--	--	5/0	5/0
Dontavian Lee	10/0	13/0	12/0	5/0	40/0
Leo Lewis	--	13/13	13/11	5/5	31/29
Fabien Lovett	--	--	--	1/0	1/0
Rip Kirk	--	--	--	1/0	1/0
Jalen Mayden	--	--	--	2/0	2/0
Mark McLaurin	12/0	13/6	13/12	5/5	43/23
Cameron Miller	--	--	1/0	5/0	6/0
Blake Mitchell	--	--	3/0	2/0	5/0
Osirus Mitchell	--	--	9/0	5/5	14/5
Keith Mixon	--	13/1	8/7	5/0	26/8
C.J. Morgan	--	--	10/0	5/0	15/0
Alec Murphy	--	4/0	7/0	5/0	16/0
Marcus Murphy	--	--	--	5/0	5/0
Travis O'Connor	--	--	1/0	1/0	2/0
Aaron Odom	--	--	--	1/0	1/0
Dareau Parker	--	--	12/0	4/0	16/0
Jamal Peters	12/2	12/2	12/3	3/3	39/10
Tyre Phillips	--	--	--	5/0	5/0
Shawn Preston	--	--	--	1/0	1/0
Chris Rayford	13/0	13/3	13/6	5/2	44/11
Chris Redmon	--	--	2/0	1/0	3/0
Jaylon Reed	--	--	--	2/0	2/0
Stewart Reese	--	--	13/13	5/5	18/18
Chauncey Rivers	--	--	--	5/0	5/0
Robert Rivers	--	--	--	5/0	2/0
Devon Robinson	--	--	--	1/0	1/0
Kody Schexnayder	--	4/0	1/0	5/0	10/0
Jeffery Simmons	--	12/3	13/13	5/5	30/21
Maurice Smitherman	--	10/0	13/0	5/1	28/1
Marquiss Spencer	--	12/0	13/0	4/0	29/0
Geor'quarius Spivey	--	--	--	1/0	1/0
Nathan Swanson	--	--	--	1/0	1/0
Michael Story	--	8/2	6/0	2/0	16/2
Montez Sweat	--	--	13/13	5/5	18/18
Cory Thomas	8/0	13/4	6/2	3/0	30/6
Dedrick Thomas	--	10/0	13/0	5/1	28/1
Erroll Thompson	--	--	13/3	5/5	18/8
Keytaon Thompson	--	--	10/1	4/1	14/2
Sherman Timbs	--	--	--	1/0	1/0
Powers Warren	--	--	--	2/0	2/0
Tim Washington	--	12/0	13/0	5/0	30/0
Nathaniel Watson	--	--	--	1/0	1/0
Evans Wilkerson	--	12/0	13/0	4/0	29/0
Aeris Williams	13/0	13/3	13/12	4/0	43/15
Austin Williams	--	--	--	5/4	5/4
Darryl Williams	--	7/0	13/13	4/4	24/17
Tyler Williams	--	--	--	2/0	2/0
Cameron Young	--	--	--	1/0	1/0

## SAME GAME 100-YARD RUSHING GAMES SINCE 2016

The Louisiana game in Week 3 marked the seventh time QB **Nick Fitzgerald** and an MSU running back have turned in a 100-yard rushing performance in the same game.

- Fitzgerald had a game-high 107 yards on 15 carries, and **Aeris Williams** finished with 101 yards rushing on 11 attempts vs Louisiana. It was the sixth time the duo has gone over 100 yards rushing in the same game.
- No QB-RB combo in MSU history has topped the 100-yard rushing mark more than Fitzgerald and Williams. Dak Prescott and Josh Robinson did it twice during the 2014 season.
- Fitzgerald and Williams did it three times in 2017 and twice in 2016. Prior to the Louisiana game on Sept. 15, they last did it against UMass in 2017 as Williams had 114 and Fitzgerald produced 135.
- In Week 2 at Kansas State, Fitzgerald rushed for 159 yards on 19 attempts, while RB **Kylin Hill** had a career and game-high 211 on 17 carries, combining for 370 of the Bulldogs 384 yards on the ground.
- State has won every game in which Fitzgerald and a running back have achieved the feat.

Opponent	Date	Yards Rushing
Louisiana	9/16/18	Fitzgerald (107), Williams (101)
at Kansas State	9/8/18	Fitzgerald (159), Hill (211)
UMass	11/4/17	Fitzgerald (135), Williams (114)
BYU	10/14/17	Williams (114), Fitzgerald (103)
at Louisiana Tech	9/9/17	Fitzgerald (111), Williams (107)
at Ole Miss	11/26/16	Fitzgerald (258), Williams (191)
#4 Texas A&M	11/5/16	Fitzgerald (182), Williams (140)

## ON THE GROUND

- State rushed for 200+ yards as a team for the 20th time since the start of the 2016 season vs. Louisiana.
- MSU has rushed for 200+ yards in three of five games this season, including a pair 300+ yard efforts.
- This is the first time since the 2011 season that MSU has rushed for 300+ yards at least twice in a season.
- State's six 300+ yard rushing games since 2016 are tied for the second most in the SEC during that span with Alabama. Auburn has done it 10 times.
- MSU has eclipsed 250 rushing yards in 14 out of its last 25 games dating back to the Kentucky game on Oct. 22, 2016 in Lexington.
- MSU players own 27 career individual 100-yard rushing games: **Nick Fitzgerald** (16), **Aeris Williams** (7), **Keytaon Thompson** (3), **Kylin Hill** (1).

Here's a list of MSU's last six 300+ yard rushing games:

Yards	Opponent (Site)	Date
331	Louisiana (Starkville)	9/15/18
384	Kansas State (Manhattan)	9/8/18
306	BYU (Starkville)	10/24/17
327	Louisiana Tech (Ruston)	9/9/17
457	Ole Miss (Oxford)	11/26/16
365	Texas A&M (Starkville)	11/5/16

## MSU LEADS SEC IN BLOCKED PUNTS/KICKS SINCE 2014

MSU has made it a priority to block kicks and punts. The Bulldogs are first in the SEC in blocked kicks and punts since 2014 with 15, including a nation-leading three last season by **Jeffery Simmons**. A full list of the 15 MSU's blocked punts and kicks since 2014:

Date	Opponent	Play
8/30/14	Southern Miss	Preston Smith blocked 30-yd FG
9/6/14	UAB	Kivon Coman blocked Punt
9/13/14	South Alabama	Preston Smith blocked 31-yd FG
11/8/14	UT Martin	Nick James blocked PAT
9/5/15	Southern Miss	Beniquez Brown blocked Punt
10/17/15	Louisiana Tech	Donald Gray blocked Punt
11/14/15	#2 Alabama	Tolando Cleveland blocked 32-yd FG
11/21/15	Arkansas	Beniquez Brown blocked 29-yd FG
9/17/16	#20 LSU	Jonathan Calvin blocked PAT
10/29/16	Samford	Nelson Adams blocked PAT
12/26/16	Miami (Ohio)	Jonathan Calvin blocked PAT
12/26/16	Miami (Ohio)	Nelson Adams blocked 37-yd FG
9/9/17	Louisiana Tech	Jeffery Simmons blocked PAT
9/9/17	Louisiana Tech	Jeffery Simmons blocked Punt, TD
11/23/17	Ole Miss	Jeffery Simmons blocked Punt

## THE 200 CLUB

Kylin Hill's 200-yard game on the ground in Week 2 at Kansas State was the ninth in Bulldog history and the first by an MSU running back since Anthony Dixon (252) did it against Kentucky on Oct. 31, 2009. Here's a look at where Hill's performance compared to the eight other 200-yard rushing games in MSU history:

Yards	Player	Opponent	Date	Att.
258	Nick Fitzgerald	Ole Miss	11-26-2016	14
252	Anthony Dixon	Kentucky	10-31-2009	33
247	Jerious Norwood	Houston	10-22-2005	24
237	James Johnson	Alabama	11-14-1998	36
217	Kevin Bouie	Kentucky	10-29-1994	23
211	Kylin Hill	Kansas State	9-8-2018	17
209	James Johnson	Kentucky	11-7-1998	28
204	Jerious Norwood	Ole Miss	11-26-2005	34
201	Jerious Norwood	UAB	10-9-2004	24

## 43 BULLDOGS HAVE DEBUTED IN 2018

A total of 43 Bulldogs (12 Offense/24 Defense/3 Special Teams) saw the field for the first time in their careers in the season opener: WR **Stephen Guidry**, WR **Devonta Jason**, DE **Chauncy Rivers**, S **Marcus Murphy**, S **Jaquarius Landrews**, TE **Geor'quaris Spivey**, S **Shawn Preston Jr.**, CB **Tyler Williams**, QB **Jalen Mayden**, LB **Nathaniel Watson**, DE **Aaron Odom**, LB **Aaron Brule**, WR **Cameron Gardner**, CB **Taury Dixon**, CB **Jaylon Reed**, CB **Somon Anderson**, TE **Brad Cumbest**, S **Londyn Craft**, LB **Sh'mar Kilby-Lane**, S **Brian Cole**, S **Landon Guidry**, WR **Cason Grant**, CB **Esaia Furdge**, LS **Nathan Swanson**, LB **Jett Johnson**, DT **Devon Robinson**, K **Scott Goodman**, LB **R.J. Jennings**, DE **Fabien Lovett**, DT **Sherman Timbs**, LS **Joel Baldwin**, OL **Tyre Phillips**, TE **Christian Roberson**, DE **Jason Crumedy**, WR **Austin Williams**, TE **Powers Warren**, DT **James Jackson**, DT **Cameron Young** and DT **Lee Autry**. In Week 3 against Louisiana, QB **Rip Kirk**, RB **Robert Rivers**, OL **Kwatrivous Johnson** and OL **Tommy Champion** saw action for the first time in their careers.

20 true freshmen (6 Offense/11 Defense/1 Special Teams) saw action during MSU's season opener: WR **Devonta Jason**, S **Marcus Murphy**, TE **Geor'quaris Spivey**, S **Shawn Preston Jr.**, QB **Jalen Mayden**, LB **Nathaniel Watson**, LB **Aaron Brule**, WR **Cameron Gardner**, CB **Jaylon Reed**, TE **Brad Cumbest**, CB **Esaia Furdge**, WR **Cason Grant**, LB **Jett Johnson**, DT **Devon Robinson**, K **Scott Goodman**, DE **Fabien Lovett**, DE **Jason Crumedy** and DT **Cameron Young**. In Week 3 against Louisiana, OL **Kwatrivous Johnson** and RB **Robert Rivers** saw action first career action.

## NINE FIRST-TIME STARTERS

Seven Bulldogs (four offense, two defense) made their first career starts in the season opener: WR **Stephen Guidry**, WR **Austin Williams**, WR **Osirus Mitchell**, RB **Kylin Hill**, CB **Cameron Dantzler** and S **Brian Cole**. LB **Willie Gay Jr.** made his first career start in Week 2 at Kansas State. WR **Dedrick Thomas** and CB **Maurice Smitherman** earned first career stats in Week 5 against Florida.

## WINS BY SEC WEST TEAMS SINCE START OF 2014 SEASON

Since 2014, a year in which MSU held the No. 1 ranking for five straight weeks, the Bulldogs are tied with Auburn for the third-most victories in the SEC West with 37. **A look at the list:**

Rank	School	Wins
1.	Alabama	58
2.	LSU	39
3.	Mississippi State	37
4.	Auburn	37
5.	Texas A&M	34
6.	Ole Miss	33
7.	Arkansas	27

## NOTING THE OFFENSIVE LINE

The Bulldogs returned a combined 76 starts on the offensive line and four starters. Gone is left tackle Martinas Rankin, who was a Day 2 2018 NFL Draft pick to the Houston Texans.

- State's starting offensive line in each of the first five games has been **Greg Eiland** (LT), **Darryl Williams** (LG), **Elgton Jenkins** (C), **Deion Calhoun** (RG), **Stewart Reese** (RT), pushing the unit's combined career starts to 101.
- Senior **Elgton Jenkins** is in his second year as the starter at center and is a candidate for the Rimington Trophy. The other starting senior is right guard **Deion Calhoun**, who owns the most starts on the line with 28. Jenkins was MSU's highest performer in the season opener vs. Stephen F. Austin, grading out at 92 percent with a pair of knockdowns. In Week 3 against Louisiana, Jenkins did not allow any QB pressures as MSU's offense racked up 607 yards of total offense in a

## BULLDOGS IN THE NFL

Name	Pos.	Team	Year
Denico Autry	DE	Colts	5
Hunter Bradley	LS	Packers	R
Richie Brown	LB	Falcons	2
Brandon Bryant #	DB	Jets	1
Teveze Calhoun #	CB	Falcons	2
Johnathan Calvin	DL	Colts	1
Blaine Clausell	OL	Cardinals	4
Logan Cooke \$	P	Jaguars	R
Fletcher Cox ^\$	DE	Eagles	7
J.T. Gray	DB	Saints	R
Gabe Jackson \$	OG	Raiders	5
Chris Jones \$	DT	Chiefs	3
Kyle Love	DT	Panthers	7
Benardrick McKinney \$	LB	Texans	4
Pernell McPhee \$	OLB	Bears	8
Dak Prescott ^\$	QB	Cowboys	3
Martinas Rankin	OL	Texans	R
Fred Ross %	WR	Panthers	1
Darius Slay ^\$	CB	Lions	6
Preston Smith \$	LB	Redskins	4
Jordan Thomas	TE	Texans	R
K.J. Wright ^\$	LB	Seahawks	8

^ - indicates Pro Bowl selection

\$ - indicates regular starter

% - indicates injured reserve

# - indicates on practice squad



## 2018 UNIFORM COMBOS

Opponent	Helmet	Jersey	Pants
Stephen F. Austin	Maroon	Maroon	White
at Kansas State	White	White	White
Louisiana	Maroon*	Maroon	White
at Kentucky	Maroon*	White	Gray
Florida	Maroon*	Maroon	Gray
Auburn			
at LSU			
Texas A&M			
Louisiana Tech			
at Alabama			
Arkansas			
at Ole Miss			

\* denotes "matte helmet"



## MSU MVPs OF THE GAME

### Stephen F. Austin (Sept. 1)

Offense: QB Keytaon Thompson  
Co-Defense: NG Jeffery Simmons  
Co-Defense: DE Montez Sweat  
Special Teams: RB Dontavian Lee  
Scout Team Offense: QB TJ McMahon  
Scout Team Defense: S Aadreekis Conner  
Scout Team Special Teams: WR Cason Grant  
Student-Athletes: LB Willie Gay, DE Chauncey Rivers

### at Kansas State (Sept. 8)

Offense: RB Kylin Hill  
Defense: LB Erroll Thompson  
Special Teams: LB Alec Murphy  
Scout Team Offense: RB Robert Rivers  
Scout Team Defense: DL Fabien Lovett  
Scout Team Special Teams: LB R.J. Jennings  
Student-Athletes: LB Nathaniel Watson, WR Devonta Jason

### Louisiana (Sept. 15)

Offense: QB Nick Fitzgerald  
Defense: LB Johnathan Abram  
Special Teams: S Marcus Murphy  
Scout Team Offense: WR Travis O'Connor  
Scout Team Defense: LB R.J. Jennings  
Scout Team Special Teams: CB Taury Dixon  
Student-Athletes: LB Leo Lewis, WR Stephen Guidry,  
DT Devon Robinson

*NOTE: MVPs of the week as selected by coaches ...  
Student-Athletes of the Week as selected by academic staff*

56-10 win. The Bulldogs amassed 331 yards rushing and averaged 8.5 yards per play. Jenkins earned SEC Offensive Lineman of the week honors for his performance.

- Junior **Darryl Williams** is coming off a terrific sophomore season and is a force at one of the guard positions. He had an impressive six knockdowns at Kansas State in Week 2. Williams was named to Pro Football Focus' National Team of the Week following his Week 3 performance vs. Louisiana. He finished with a clean sheet in pass protection, and on carries to either side of Williams, Bulldog running backs averaged 9.6 yards per carry, gaining 134 yards on just 14 attempts.
- The tackles are manned by sophomore **Stewart Reese** and sophomore **Greg Eiland**. Eiland started four games at left tackle last season in place of an injured Martin Rankin. Eiland, making the start at left tackle, graded out at 92 percent with two knockdowns and helped lead MSU to its first victory over a Power 5 non-conference team on the road since 1995 in Week 2 at Kansas State. Eiland and the Bulldogs did not give up a sack and they paved the way for an MSU rushing attack that pounded out 384 yards on the ground. It was the most rushing yards allowed by Kansas State since Oct. 7, 2010, when Nebraska rushed for 451 yards.

## HILL, SWEAT COLLECT SEC WEEKLY HONORS

After leading the Bulldogs to a 31-10 victory at Kansas State to earn the program's first road victory over a Power 5 non-conference team since 1995, sophomore RB Kylin Hill and senior DE Montez Sweat were honored as SEC Players of the Week on Sept. 10 for Week 2.

- Hill led all SEC running backs in Week 2 with a career-best 221 yards rushing on 17 carries to average 12.4 yards per touch, and found the end zone three times en route to being named the SEC Offensive Player of the Week.
- Hill became the first MSU running back to win the honor since Josh Robinson in 2014.
- Picking up where he left off last season, Sweat earned his fourth Defensive Lineman of the Week honor of his career, which ties former Bulldog and current Philadelphia Eagle Fletcher Cox for the program record.
- Sweat registered three tackles, two tackles for loss and one sack against the Wildcats. The Stone Mountain, Georgia, native held Kansas State to just 213 yards of total offense, representing the Wildcats' fewest since putting up 110 against Oklahoma on Oct. 17, 2015.
- Sweat was also named Defensive Senior of the Week by the Senior Bowl on Sept. 10.

## THOMPSON SHINES IN SEASON OPENER

In just his second career start, quarterback **Keytaon Thompson** tied the SEC and MSU single-game record for touchdowns responsible (7) while accounting for 473 yards of total offense in a 63-6 win over Stephen F. Austin to open the **Joe Moorhead** era. The seven TDs responsible for led all FBS players in Week 1. The 473 yards of total offense ranked sixth in MSU single-game history.

- Thompson also tied an MSU single-game record with five touchdown passes, throwing for 364 yards. He collected his third-straight 100-yard rushing game, carrying it 10 times for 109 yards and two TDs.
- Thompson became just the third player in MSU history to rush for 100 yards and throw for 300 yards in a game, joining Nick Fitzgerald and Dak Prescott. He was also just the fifth SEC player to achieve the feat since Oct. 24, 2015, joining Jalen Hurts (2016) and Chad Kelly (2015).
- The highlight of Thompson's night occurred when he fired an 84-yard touchdown, which was the longest completion at MSU in 14 years (2004).
- Thompson's first five completions of the game all went for 20 or more yards, including a 53-yard TD to running back **Kylin Hill** on MSU's first offensive drive. All nine of Thompson's first-half completions went to nine different receivers for 263 total yards and four touchdowns.

# RANKINGS

## ASSOCIATED PRESS

Rank	Team	Record	Points
1	Alabama (58)	5-0	1497
2	Georgia	5-0	1405
3	Ohio State (1)	5-0	1395
4	Clemson (1)	5-0	1278
5	LSU	5-0	1233
6	Notre Dame	5-0	1216
7	Oklahoma	5-0	1193
8	Auburn	4-1	1002
9	West Virginia	4-0	998
10	Washington	4-1	978
11	Penn State	4-1	920
12	UCF	4-0	759
13	Kentucky	5-0	707
14	Stanford	4-1	700
15	Michigan	4-1	687
16	Wisconsin	3-1	642
17	Miami	4-1	600
18	Oregon	4-1	462
19	Texas	4-1	403
20	Michigan State	3-1	281
21	Colorado	4-0	225
22	Florida	4-1	210
23	NC State	4-0	118
24	Virginia Tech	3-1	89
25	Oklahoma State	4-1	88

RV: Boise State 86, South Florida 83, Syracuse 74, Cincinnati 35, Iowa 34, Texas A&M 31, Washington State 14, TCU 13, California 10, Maryland 10, Missouri 8, Boston College 3, **Mississippi State 3**, BYU 3, Appalachian State 2, Arizona State 2, San Diego State 1, Hawai'i 1, Duke 1

## AMWAY COACHES POLL

Rank	Team	Record	Points
1	Alabama(61)	5-0	1597
2	Georgia	5-0	1490
3	Ohio State(1)	5-0	1467
4	Clemson(2)	5-0	1417
5	Oklahoma	5-0	1313
6	LSU	5-0	1285
7	Notre Dame	5-0	1246
8	West Virginia	4-0	1055
9	Auburn	4-1	1049
10	Washington	4-1	1027
11	Penn State	4-1	1002
12	Wisconsin	3-1	797
13	UCF	4-0	763
14	Stanford	4-1	753
15	Kentucky	5-0	690
16	Michigan	4-1	627
17	Miami	4-1	587
18	Oregon	4-1	453
19	Michigan State	3-1	376
20	Texas	4-1	342
21	Oklahoma State	4-1	255
22	Colorado	4-0	170
23	Virginia Tech	3-1	167
24	Boise State	3-1	160
25	NC State	3-1	121

RV: South Florida 109, Florida 105, Syracuse 48, Washington State 43, Cincinnati 42, TCU 40, Appalachian State 34, Texas A&M 31, Iowa 23, Missouri 21, Maryland 14, **Mississippi State 13**, USC 10, San Diego State 9, Boston College 9, Arizona State 8, South Carolina 6, Troy 5, California 5, Duke 5, BYU 4, Army 4, Louisiana Tech 2, Fresno State 1

## BULLDOGS WEEK-BY-WEEK

Week	AP	Coaches
Preseason	18	18
Week 2 (9/4)	18	18
Week 3 (9/9)	16	16
Week 4 (9/16)	14	14
Week 5 (9/23)	23	19
Week 6 (9/30)	RV	RV

# MISCELLANEOUS STATS

## TURNOVER CHART

Opponent	Forced by MSU					Forced By Opponent				
	Fum	Int	Tot	Pts Off	Margin	Fum	Int	Tot	Pts Off	
Stephen F. Austin	0	1	1	7	+1	0	0	0	0	
at Kansas State	0	1	1	7	0	0	1	1	7	
Louisiana	0	1	1	0	0	0	1	1	7	
at Kentucky	0	1	1	0	0	0	1	1	7	
Florida	0	1	1	0	1	0	0	0	0	
Auburn										
at LSU										
Texas A&M										
Louisiana Tech										
at Alabama										
Arkansas										
at Ole Miss										
TOTALS	0	5	5	14	+2	0	3	3	21	

## REDZONE CHART

MISSISSIPPI STATE							OPPONENTS						
Opponent	Inside					Score Pct.	Opponent	Inside					Score Pct.
	20	TD	Run/Pass	TD Pct.	FG			20	TD	Run/Pass	TD Pct.	FG	
Stephen F. Austin	4	4	3/1	1.000	0	1.000	Stephen F. Austin	2	0	0/0	.000	2	1.000
at Kansas State	5	3	1/2	0.600	1	0.800	at Kansas State	1	0	0/0	.000	1	1.000
Louisiana	5	5	5/0	1.000	0	1.000	Louisiana	1	1	0/1	1.000	0	1.000
at Kentucky	1	1	1/0	1.000	0	1.000	at Kentucky	4	2	2/0	.500	0	.500
Florida	2	0	0/0	0.000	2	1.000	Florida	3	1	0/1	.333	2	1.000
Auburn							Auburn						
at LSU							at LSU						
Texas A&M							Texas A&M						
Louisiana Tech							Louisiana Tech						
at Alabama							at Alabama						
Arkansas							Arkansas						
at Ole Miss							at Ole Miss						
TOTALS	17	13	10/3	0.7647	3	0.941	TOTALS	11	4	2/2	0.363	5	.818

# CAREER STARTS BY POSITION

## OFFENSE

### LT

Greg Eiland - 9  
Elgton Jenkins - 5

### LG

Darryl Williams - 18  
Michael Story - 2  
Elgton Jenkins - 2

### C

Elgton Jenkins - 18

### RG

Deion Calhoun - 28

### RT

Stewart Reese - 18  
Elgton Jenkins - 1

### TE

Farrod Green - 21  
Justin Johnson - 7

### WR

Malik Dear - 9  
Jesse Jackson - 9  
Keith Mixon - 8  
Stephen Guidry - 5  
Osirus Mitchell - 5  
Austin Williams - 4  
Dedrick Thomas - 1

### RB

Aeris Williams - 15  
Kylin Hill - 5  
Nick Gibson - 1

### QB

Nick Fitzgerald - 29  
Keytaon Thompson - 2

## DEFENSE

### DE

Montez Sweat - 11  
Fletcher Adams - 6  
Gerri Green - 5

### DT

Jeffery Simmons - 21  
Braxton Hoyett - 15  
Cory Thomas - 6  
Tre Brown - 1

### LB

Leo Lewis - 29  
Gerri Green - 13  
Montez Sweat - 7  
Erroll Thompson - 8  
Traver Jung - 2  
Willie Gay Jr. - 1

### S

Mark McLaurin - 23  
Johnathan Abram - 11  
Jamal Peters - 2  
Brian Cole - 2  
Chris Rayford - 1

### CB

Chris Rayford - 9  
Jamal Peters - 9  
Cameron Dantzler - 5  
Maurice Smitherman - 1

## OFFENSIVE GAME-BY-GAME STARTERS

Game	WR (X)	WR (H)	WR (Z)	LT	LG	C	RG	RT	TE	RB	QB
Stephen F. Austin	Guidry	Au. Williams	Mitchell	Eiland	D. Williams	Jenkins	Calhoun	Reese	J. Johnson	Hill	Thompson
at Kansas State	Guidry	Au. Williams	Mitchell	Eiland	D. Williams	Jenkins	Calhoun	Reese	J. Johnson	Hill	Fitzgerald
Louisiana	Guidry	Au. Williams	Mitchell	Eiland	D. Williams	Jenkins	Calhoun	Reese	J. Johnson	Hill	Fitzgerald
at Kentucky	Guidry	Au. Williams	Mitchell	Eiland	D. Williams	Jenkins	Calhoun	Reese	J. Johnson	Hill	Fitzgerald
Florida	Guidry	D. Thomas	Mitchell	Eiland	D. Williams	Jenkins	Calhoun	Reese	J. Johnson	Hill	Fitzgerald
Auburn											
at LSU											
Texas A&M											
Louisiana Tech											
at Alabama											
Arkansas											
at Ole Miss											

## DEFENSIVE GAME-BY-GAME STARTERS

Game	DE	DT	NG	DE	WLB	MOLB	S/LB	CB	FS	SS	CB
Stephen F. Austin	Sweat	Hoyett	Simmons	Green	Lewis	Thompson	Cole (Star)	Peters	McLaurin	Abram	Dantzler
at Kansas State	Sweat	Hoyett	Simmons	Green	Lewis	Thompson	Gay Jr.	Peters	McLaurin	Abram	Dantzler
Louisiana	Sweat	Hoyett	Simmons	Green	Lewis	Thompson	Cole (Star)	Peters	McLaurin	Rayford	Dantzler
at Kentucky	Sweat	Hoyett	Simmons	Green	Lewis	Thompson	Cole (Star)	Rayford	McLaurin	Abram	Dantzler
Florida	Sweat	Hoyett	Simmons	Green	Lewis	Thompson	Cole (Star)	Smitherman	McLaurin	Abram	Dantzler
Auburn											
at LSU											
Texas A&M											
Louisiana Tech											
at Alabama											
Arkansas											
at Ole Miss											



# PLAYER CAREER HIGHS

## RUSHING

Player	Carries	Opponent	Yards	Opponent	TDs	Opponent	Long	Opponent
Malik Dear	5	Kentucky, '16	77	Kentucky, '16	1	Twice, Last at UK, '16	52	Texas A&M, '15
Nick Fitzgerald	22	Arkansas, '17	258	Ole Miss, '16	4	Twice	74	Twice
Nick Gibson	6	Twice	52	Georgia, '17	1	Texas A&M, '17	20	Stephen F. Austin, '17
Kylin Hill	17	Kansas State, '18	215	Kansas State, '18	2	Kansas State, '18	52	Kansas State, '18
Dontavian Lee	6	Stephen F. Austin, '18	44	Troy, '15	1	Charleston So., '17	23	Troy, '15
Jalen Mayden	5	Stephen F. Austin, '18	22	Stephen F. Austin, '18	None		14	Stephen F. Austin
Keith Mixon	5	Samford, '16	38	Samford, '16	None		15	Samford, '16
Alec Murphy	2	Charleston So., '17	9	Charleston So., '17	None		6	Charleston So., '17
Dedrick Thomas	1	Twice	7	Louisiana Tech, '17	None		7	Louisiana Tech, '17
Robert Rivers	3	Louisiana, '18	21	Louisiana, '18	None		9	Louisiana, '18
Keytaon Thompson	27	Louisville, '17	147	Louisville, '17	3	Louisville, '17	40	Kentucky, '17
Aeris Williams	25	Ole Miss, '16	191	Ole Miss, '16	2	Twice	36	Ole Miss, '16

## PASSING

Player	Attempts	Opponent	Completions	Opponent	Yards	Opponent	TDs	Opponent
Nick Fitzgerald	39	UMass, '16	26	UMass, '16	417	Samford, '16	5	Samford, '16
Keytaon Thompson	31	Stephen F. Austin, '18	13	Twice	364	Stephen F. Austin, '18	5	Stephen F. Austin, '18

## RECEIVING

Player	Receptions	Opponent	Yards	Opponent	TDs	Opponent	Long	Opponent
Brad Cumbest	1	Louisiana, '18	21	Louisiana, '18	None		21	Louisiana, '18
Jamal Couch	2	Six Times	60	Auburn, '17	1	Twice	32	Twice
Malik Dear	6	LA Tech, '15	70	LA Tech, '15	2	Ole Miss, '15	27	LA Tech, '15
Nick Gibson	1	Three Times	9	Twice	None		9	Stephen F. Austin, '18
Donald Gray	8	UMass, '16	207	Samford, '16	3	Samford, '16	74	Samford, '16
Farrod Green	3	Three Times	68	Charleston So., '17	1	UMass, '16	62	Charleston So., '17
Stephen Guidry	3	Louisiana, '18	57	Louisiana, '18	1	Louisiana, '18	39	Twice
Kylin Hill	3	Kentucky, '18	53	Stephen F. Austin, '18	1	Twice	53	Stephen F. Austin, '17
Jesse Jackson	4	Twice	45	Ole Miss, '17	None		32	Ole Miss, '17
Devonta Jason	1	Stephen F. Austin, '18	25	Stephen F. Austin, '18	None		25	Stephen F. Austin, '18
Justin Johnson	3	Auburn, '17	37	Louisiana, '18	1	Twice	34	Stephen F. Austin, '18
Dontea Jones	1	Twice	21	Kansas State, '18	1	Stephen F. Austin, '18	21	Kansas State, '18
Dontavian Lee	1	Three Times	11	LA Tech, '15	None		11	LA Tech, '15
Keith Mixon	6	LSU, '17	97	LSU, '17	1	Four Times	45	Twice
Osirus Mitchell	6	Kentucky, '18	114	Stephen F. Austin, '18	2	Stephen F. Austin, '18	84	Stephen F. Austin, '18
Dedrick Thomas	4	Ole Miss, '17	53	Louisiana, '18	1	Three Times	44	Louisiana, '18
Aeris Williams	3	BYU, '17	33	BYU, '17	1	Stephen F. Austin, '18	28	Louisiana Tech, '17
Austin Williams	2	Twice	30	Stephen F. Austin, '18	1	Twice	25	Louisiana, '18

## PUNTING

Player	No.	Opponent	Yards	Opponent	Inside 20	Opponent	Avg. (Min. 3)	Opponent	Long	Opponent
Tucker Day	7	Kentucky, '18	263	Kentucky, '18	3	Kentucky, '18	41.0	Stephen F. Austin, '18	59	Kentucky, '18
Kody Schexnayder	7	Alabama, '16	210	Alabama, '16	2	Alabama, '16	41.0	Texas A&M, '16	52	Texas A&M, '16

## KICKING

Player	PAT	Opponent	FGs	Opponent	Long	Opponent	Points	Opponent
Jace Christmann	8	Louisiana, '18	3	LSU, '17	45	LSU, '17	13	LSU, '17

## TACKLES

Player	Tackles	Opponent
Johnathan Abram	9	Louisville, '17
Fletcher Adams	5	Twice
Stephen Adegoke	3	Louisiana Tech, '17
Lee Autry	3	Stephen F. Austin, '18
Tre Brown	4	Louisiana Tech, '17
Aaron Brule	1	Louisiana, '18
Korey Charles	1	Twice
Brian Cole	6	Florida, '18
Cameron Dantzler	7	Louisiana, '18
Willie Gay Jr.	4	Three Times
Gerri Green	11	Troy, '15
Grant Harris	2	Six Times
Braxton Hoyett	4	Twice
James Jackson	2	Stephen F. Austin, '18
Kendell Jones	2	Charleston So., '17
Kobe Jones	5	Charleston So., '17
Jaquarius Landrews	3	Stephen F. Austin, '18
Dontavian Lee	3	Stephen F. Austin, '18
Leo Lewis	12	BYU, '16
Mark McLaurin	11	Three Times
Alec Murphy	2	Kansas State, '18
C.J. Morgan	3	Louisiana Tech, '17
Jamal Peters	5	Missouri, '15
Shawn Preston Jr.	1	Stephen F. Austin, '18
Chris Rayford	7	Samford, '16
Jaylon Reed	3	Stephen F. Austin, '18
Chauncey Rivers	4	Louisiana, '18
Jeffery Simmons	8	UMass, '17
Maurice Smitherman	3	Twice
Marquiss Spencer	5	BYU, '16
Montez Sweat	7	Kentucky, '17
Cory Thomas	4	Twice
Erroll Thompson	14	Florida, '18
Tim Washington	9	Louisiana, '18
Nathanial Watson	2	Stephen F. Austin, '18
Tyler Williams	2	Louisiana, '18

## TACKLES FOR LOSS

Player	TFL	Opponent
Johnathan Abram	1.0	Twice
Fletcher Adams	1.5	Charleston So., '17
Tre Brown	1.0	Twice
Brian Cole	1.0	Three times
Cameron Dantzler	1.0	Twice
Willie Gay Jr.	1.0	Three Times
Gerri Green	2.0	Louisiana Tech, '17
Grant Harris	1.0	Ole Miss, '17
Braxton Hoyett	2.0	Kentucky, '18
Kendell Jones	1.0	Charleston So., '17
Kobe Jones	2.5	Three Times
Jaquarius Landrews	1.5	Stephen F. Austin, '18
Leo Lewis	2.0	South Alabama, '16
Mark McLaurin	1.5	Alabama, '17
Jamal Peters	1.5	Northwestern State, '15
Chauncey Rivers	2.0	Louisiana, '18
Jeffery Simmons	3.5	Stephen F. Austin, '18
Marquiss Spencer	1.5	Arkansas, '17
Montez Sweat	3.5	Stephen F. Austin, '18
Cory Thomas	1.0	Five Times
Erroll Thompson	1.5	Twice
Tim Washington	1.0	Louisiana, '18

## SACKS

Player	Sacks	Opponent
Fletcher Adams	1.0	Kansas State, '18
Johnathan Abram	1.5	Louisville, '17
Brian Cole	1.0	Kansas State, '18
Willie Gay Jr.	1.0	Twice
J.T. Gray	1.0	Three Times
Gerri Green	2.0	Louisiana Tech, '17
Grant Harris	1.0	Ole Miss, '17
Braxton Hoyett	0.5	Three Times
Jaquarius Landrews	1.0	Stephen F. Austin, '18
Leo Lewis	1.0	Ole Miss, '16
Mark McLaurin	1.5	Alabama, '17
Jamal Peters	1.0	Northwestern State, '15
Chauncey Rivers	0.5	Kentucky, '18
Jeffery Simmons	1.5	LSU, '17
Marquiss Spencer	1.0	Auburn, '16
Montez Sweat	3.0	Louisville, '17
Erroll Thompson	1.5	Ole Miss, '17

## INTERCEPTIONS

Player	INT	Opponent
Johnathan Abram	1	Louisiana, '18
Brian Cole	1	Kentucky, '18
Cameron Dantzler	1	Twice
Gerri Green	1	Three Times
Braxton Hoyett	1	Kentucky, '17
Kobe Jones	1	Louisville, '17
Mark McLaurin	3	Louisville, '17
C.J. Morgan	1	Stephen F. Austin, '18
Jamal Peters	1	Three Times
Maurice Smitherman	1	Samford, '16
Cory Thomas	1	Kentucky, '15
Errol Thompson	1	Kansas State, '18

# THE LAST TIME MSU ...

## RUSHING

Had 400+ yards rushing: ..... at Ole Miss, 2016 (457)  
Had 300+ yards rushing: ..... vs. Louisiana, 2018 (331)  
Had 250+ yards rushing: ..... vs. Louisiana, 2018 (331)  
Had 200+ yards rushing: ..... vs. Louisiana, 2018 (331)  
Had 70+ rushing attempts: ..... vs. Arkansas, 2010 (70)  
Had 60+ rushing attempts: ..... vs. Ole Miss, 2017 (62)  
Had 50+ rushing attempts: ..... vs. Louisville, 2017 (55)  
Had seven+ rushing TDs: ..... vs. Louisiana, 2018 (6)  
Had six+ rushing TDs: ..... vs. Louisiana, 2018 (6)  
Had five+ rushing TDs: ..... vs. Louisiana, 2018 (6)  
Had four+ rushing TDs: ..... vs. Louisiana, 2018 (6)  
Had three+ rushing TDs: ..... vs. Louisiana, 2018 (6)  
Had two+ players with 100 yards rushing: vs. Louisiana, 2018 (Fitzgerald 107, Williams 101)  
Had three+ players with 100 yards rushing: ..... vs. NE Louisiana, 1996 (Tony Buckhalter 119, Nakia Greer 110, Robert Isaac 103)

## PASSING

Had 450+ yards passing: ..... at Arkansas, 2015 (508)  
Had 400+ yards passing: ..... vs. Samford, 2016 (417)  
Had 300+ yards passing: ..... vs. Stephen F. Austin, 2018 (398)  
Had 200+ yards passing: ..... vs. Louisiana, 2018 (276)  
Had 40+ pass attempts: ..... at Alabama, 2016 (43)  
Had 30+ pass attempts: ..... at Kentucky, 2018 (32)  
Had 25+ pass completions: ..... vs. UMass, 2016 (26)  
Had 20+ pass completions: ..... vs. BYU, 2017 (20)  
Had five+ passing TDs: ..... vs. Stephen F. Austin, 2018 (5)  
Had four+ passing TDs: ..... vs. Stephen F. Austin, 2018 (5)  
Had three+ passing TDs: ..... vs. Stephen F. Austin, 2018 (5)  
Had four+ passes intercepted: ..... at LSU, 2010 (5)  
Had three+ passes intercepted: ..... at Alabama, 2014 (4)

## RECEIVING

Had two players with 100 yards receiving: ..... vs. Samford, 2016 (Donald Gray, 207; Fred Ross, 107)  
Had 10+ different receivers catch a pass: ..... vs. Stephen F. Austin, 2018 (12)  
Had eight+ different receivers catch a pass: ..... vs. Louisiana, 2018 (9)

## COMBINATION OFFENSE

Had one 300-yard passer and one 100-yard rusher in a game: ..... vs. Brigham Young, 2001 (Kevin Fant 346 pass & Dencenzo Miller 119 rush)  
Had one 100-yard receiver and one 100-yard rusher in a game: vs. Stephen F. Austin, 2018 (Osirus Mitchell 114 receiving & Keytaon Thompson 109 rush)

## TOTAL OFFENSE

Had 600+ yards total offense: ..... vs. Louisiana, 2018 (607)  
Had 550+ yards total offense: ..... vs. Louisiana, 2018 (607)  
Had 500+ yards total offense: ..... vs. Louisiana, 2018 (607)  
Had 400+ yards total offense: ..... vs. Louisiana, 2018 (607)  
Had 85+ plays total offense: ..... vs. Ole Miss, 2017 (94)  
Had 80+ plays total offense: ..... vs. Ole Miss, 2017 (94)  
Had 75+ plays total offense: ..... vs. Louisville, 2017 (75)

## SCORING

Scored 60+ points: ..... vs. Stephen F. Austin, 2018 (63)  
Scored 50+ points: ..... vs. Louisiana, 2018 (56)  
Scored 40+ points: ..... vs. Louisiana, 2018 (56)  
Scored 30+ points: ..... vs. Louisiana, 2018 (56)  
Allowed 60+ points: ..... vs. South Carolina, 1995 (65)  
Allowed 50+ points: ..... vs. Arkansas, 2016 (58)  
Allowed 40+ points: ..... at Auburn, 2017 (49)  
Allowed 30+ points: ..... vs. Ole Miss, 2017 (31)  
Was held scoreless: ..... at Ole Miss, 2008 (0-45)  
Was held scoreless at Scott Field: ..... vs. LSU, 2007 (0-45)  
Was held scoreless on the road: ..... at Ole Miss, 2008 (0-45)  
Was held scoreless at a non-campus site: ..... vs. Florida, 1989 (21-0 in Tampa, Fla.)  
Held opponent scoreless: ..... vs. Charleston Southern, 2017 (49-0)  
Held opponent scoreless at Scott Field: ..... vs. Charleston Southern, 2017 (49-0)  
Held opponent scoreless on the road: ..... at South Carolina, 1998 (38-0)  
Held opponent scoreless at neutral site: ..... vs. Kansas, 1981 Hall of Fame Bowl (10-0)  
Held opponent without a touchdown: ..... vs. Stephen F. Austin, 2018 (63-6)  
Held opponent without an offensive touchdown: ..... vs. Stephen F. Austin, 2018 (63-6)  
Held two opponents scoreless in one season: ..... 2014  
Held three opponents scoreless in one season: ..... 1963  
Held an SEC opponent scoreless: ..... vs. Vanderbilt, 2014 (51-0)  
Held two SEC opponents scoreless in one season: ..... 1998  
Scored a two-point conversion passing: ..... vs. Arkansas, 2016 (Nick Fitzgerald to Fred Ross)  
Scored a two-point conversion rushing: ..... vs. Ole Miss, 2017 (Keytaon Thompson rush)  
Attempted a two-point conversion: ..... vs. Ole Miss, 2017 (rush successful)

## TURNOVERS

Committed eight+ turnovers: ..... at Arkansas, 2003 (8)  
Committed seven+ turnovers: ..... vs. LSU, 2007 (7)  
Had five+ fumbles: ..... vs. Georgia Tech, 2009 (5)  
Lost four+ fumbles: ..... vs. Georgia Tech, 2009 (4)  
Lost three+ fumbles: ..... vs. Ole Miss, 2017 (3)  
Did not commit a turnover: ..... vs. Florida, 2018  
Did not cause a turnover: ..... vs. Alabama, 2017  
Recorded six+ takeaways: ..... at Kentucky, 2007 (6)  
Recorded five+ takeaways: ..... vs. Arkansas, 2012 (5)  
Returned three+ interceptions for TDs: ..... vs. Arkansas State, 1994 (Walt Harris - 41; Jimmy Lipscomb - 28; Dwayne Curry - 29)  
Returned two+ interceptions for TDs: ..... vs. Jackson State, 2012 (Darius Slay - 52, Matthew Wells - 22)  
Returned one interception for a TD: ..... vs. UMass, 2017 (58 yards by J.T. Gray)  
Returned a fumble for a TD: ..... at Louisiana Tech, 2017 (90 yards by Jeffery Simmons)  
Two players had 2+ interceptions at Middle Tennessee, 2009 (Corey Broomfield - 2; Johnthan Banks - 2)

## DEFENSE

Held opponent to 10 or fewer first downs: ..... vs. BYU, 2017 (8)  
Held opponent to 0 or fewer yards rushing: ..... vs. Florida, 2000 (-78 yds, 22 att.)  
Held opponent to 25 or fewer yards rushing: ..... vs. Charleston Southern, 2017 (18 yds, 39 att.)  
Held opponent to 50 or fewer yards rushing: ..... vs. BYU, 2017 (17 yds, 29 att.)  
Held opponent to 50 or fewer yards passing: ..... vs. Charleston Southern, 2017 (15)  
Held opponent to 100 or fewer yards rushing: ..... vs. Louisiana, 2018 (5 yds, 26 att.)  
Held opponent to 100 or fewer yards passing: ..... at Kansas State, 2018 (100)  
Held opponent to 100 or fewer yards total offense: ..... vs. Charleston Southern, 2017 (33)  
Held opponent to 200 or fewer yards total offense: ..... vs. BYU, 2017 (176)  
Held opponent to 250 or fewer yards total offense: ..... at Kansas State, 2018 (213)  
Held opponent to 300 or fewer yards total offense: ..... at Kentucky, 2018 (300)  
Intercepted five+ passes: ..... at Memphis, 2002 (5)  
Intercepted four+ passes: ..... at Middle Tennessee, 2009 (4)  
Intercepted three+ passes: ..... vs. Louisville, 2017 (4)  
Scored a safety: ..... vs. Charleston Southern, 2017 (2)  
Scored two+ safeties: ..... vs. Charleston Southern, 2017 (2)  
Recorded nine+ sacks: ..... at Ole Miss, 1996 (9.0)  
Recorded eight+ sacks: ..... vs. Oklahoma State, 1999 (8.0)  
Recorded six+ sacks: ..... vs. Louisville, 2017 (6)  
Recorded five+ sacks: ..... vs. Alabama, 2017 (5)  
Recorded four+ sacks: ..... at Kansas State, 2018 (4)  
Did not record a sack: ..... vs. Arkansas, 2016  
Recorded 10+ tackles for loss: ..... vs. Stephen F. Austin, 2018 (17)  
Had four players record 10+ tackles: ..... vs. Texas A&M, 2012 (B. McKinney, C. Lawrence, N. Whitley, M. Wells)  
Had three players record 10+ tackles: ..... vs. Texas A&M, 2012 (B. McKinney, C. Lawrence, N. Whitley, M. Wells)  
Had two players record 10+ tackles: ..... vs. Auburn, 2016 (R. Brown, M. McLaurin)

## SPECIAL TEAMS

Returned a punt for a TD: ..... vs. UMass, 2017 (Dedrick Thomas - 82)  
Returned a blocked punt for a TD: ..... at Louisiana Tech, 2017 (Jeffery Simmons - 90)  
Returned a kickoff for a TD: ..... at Southern Miss, 2015 (Brandon Holloway - 100)  
Returned a blocked FG for a TD: ..... vs. Southern Miss, 2014 (Jay Hughes - 70)  
Blocked one punt: ..... at Louisiana Tech, 2017 (Jeffery Simmons)  
Blocked two punts: ..... vs. LSU, 1999 (Robert Bean, Eugene Clinton, Rob Knight)  
Blocked three punts: ..... vs. LSU, 1999 (Robert Bean, Eugene Clinton, Rob Knight)  
Punted 10+ times: ..... at Ole Miss, 2008 (10)  
Did not punt: ..... vs. Troy, 2013  
Blocked a field goal: ..... vs. Miami (Ohio), 2016 (Nelson Adams)  
Had a punt blocked: ..... at Texas A&M, 2017 (Armani Watts)  
Had a field goal blocked: ..... at Arkansas, 2013 (Devon Bell 28-yard attempt)  
Blocked a PAT kick: ..... vs. Miami (Ohio), 2016 (Johnathan Calvin)  
Scored on a blocked PAT kick: ..... vs. Texas A&M, 2000 (Julius Griffith)  
Missed a kicking PAT: ..... at Ole Miss, 2016  
Had a kicking PAT blocked: ..... at Louisiana Tech, 2017  
Recovered an onside kick: ..... at Texas A&M, 2017

## MISCELLANEOUS

Had 30+ first downs: ..... vs. BYU, 2017 (35)  
Had 20+ first downs: ..... vs. Louisiana, 2018 (29)  
Had 20+ penalties: ..... vs. Clemson, 1999 (21)  
Had 10+ penalties: ..... at Kentucky, 2018 (16)  
Had 100+ yards in penalties: ..... at Kentucky, 2018 (139)  
Had 35 minutes+ of possession time: ..... vs. Ole Miss, 2017 (37:30)  
Was involved in a tie game: ..... vs. Arkansas, 1993 (13-13)  
Was involved in an overtime game: ..... 2OT at BYU, 2016 (L, 28-21)

# THE LAST TIME AN MSU PLAYER ...

## RUSHING

Rushed 40+ times: ..... Michael Davis vs. Ole Miss, 1993 (40)  
Rushed 35+ times: ..... James Johnson vs. Alabama, 1998 (36)  
Rushed 30+ times: ..... Vick Ballard vs. Arkansas, 2010 (33)  
Rushed 25+ times: ..... Keytaon Thompson vs. Louisville, 2017 (27)  
Rushed for 250+ yards: ..... Nick Fitzgerald at Ole Miss, 2016 (258)  
**Rushed for 200+ yards: ..... Kylin Hill at Kansas State, 2018 (211)**  
**Rushed for 175+ yards: ..... Kylin Hill at Kansas State, 2018 (211)**  
**Rushed for 150+ yards: .. Kylin Hill (211) and Nick Fitzgerald (159) at Kansas State, 2018**  
**Rushed for 125+ yards: .. Kylin Hill (211) and Nick Fitzgerald (159) at Kansas State, 2018**  
**Rushed for 100+ yards: Aeris Williams (101) and Nick Fitzgerald (107) vs. Louisiana, 2018**  
**Rushed for 100+ yards (QB): ..... Nick Fitzgerald at Kansas State, 2018 (107)**  
**Rushed for four+ touchdowns: ..... Nick Fitzgerald vs. Louisiana, 2018 (4)**  
**Rushed for three+ touchdowns: ..... Nick Fitzgerald vs. Louisiana, 2018 (4)**  
**Rushed for two+ touchdowns: ..... Nick Fitzgerald vs. Louisiana, 2018 (4)**  
Had a run of 80+ yards: ..... James Johnson at Alabama, 1997 (83)  
Had a run of 70+ yards: ..... Nick Fitzgerald at Ole Miss, 2016 (70)  
Had a run of 60+ yards: ..... Nick Fitzgerald at Ole Miss, 2016 (70)  
**Had a run of 50+ yards: ..... Kylin Hill at Kansas State, 2018 (52)**

## PASSING

Passed for 450+ yards: ..... Dak Prescott at Arkansas, 2015 (508)  
Passed for 400+ yards: ..... Nick Fitzgerald vs. Samford, 2016 (417)  
**Passed for 300+ yards: ..... Keytaon Thompson vs. Stephen F. Austin, 2018 (364)**  
**Passed for 250+ yards: ..... Keytaon Thompson vs. Stephen F. Austin, 2018 (364)**  
**Passed for 200+ yards: ..... Nick Fitzgerald vs. Louisiana, 2018 (243)**  
Attempted 45+ passes: ..... Dak Prescott at Arkansas, 2015 (50)  
Attempted 35+ passes: ..... Nick Fitzgerald vs. Samford, 2016 (35)  
Completed 30+ passes ..... Keytaon Thompson vs. Stephen F. Austin, 2018 (31)  
Completed 25+ passes ..... Keytaon Thompson vs. Stephen F. Austin, 2018 (31)  
Completed 20+ passes: ..... Nick Fitzgerald vs. Samford, 2016 (35)  
Threw four+ touchdown passes: ..... Keytaon Thompson vs. Stephen F. Austin, 2018 (5)  
Threw three+ touchdown passes: ..... Keytaon Thompson vs. Stephen F. Austin, 2018 (5)  
Threw five+ interceptions: ..... Michael Henig vs. LSU, 2007 (6)  
Threw four+ interceptions: ..... Tyler Russell vs. Northwestern, 2012 (4)  
Threw three+ interceptions: ..... Dak Prescott at Alabama, 2014 (3)  
Completed pass for 90+ yards: ..... Kevin Fant to Terrell Grindle vs. Kentucky, 2002 (91)  
Completed pass for 80+ yards: .. Keytaon Thompson to Osirus Mitchell vs. Stephen F. Austin, 2018 (84)  
Completed pass for 70+ yards: .. Keytaon Thompson to Osirus Mitchell vs. Stephen F. Austin, 2018 (84)  
Completed pass for 60+ yards: .. Keytaon Thompson to Osirus Mitchell vs. Stephen F. Austin, 2018 (84)  
Completed pass for 50+ yards: .. Keytaon Thompson to Osirus Mitchell vs. Stephen F. Austin, 2018 (84)

## RECEIVING

Caught 15+ passes: ..... Eric Moulds at Tennessee, 1995 (15)  
Caught 10+ passes: ..... Fred Ross vs. Arkansas, 2016 (10)  
Caught seven+ passes: ..... Fred Ross vs. Arkansas, 2016 (10)  
Had 200+ yards receiving: ..... Donald Gray vs. Samford, 2016 (207)  
Had 175+ yards receiving: ..... Donald Gray vs. Samford, 2016 (207)  
Had 150+ yards receiving: ..... Fred Ross vs. Arkansas, 2016 (171)  
**Had 100+ yards receiving: ..... Osirus Mitchell vs. Stephen F. Austin, 2018 (114)**  
Caught three+ TD passes: ..... Donald Gray vs. Samford, 2016 (3)  
**Caught two+ TD passes: ..... Osirus Mitchell vs. Stephen F. Austin, 2018 (2)**

## TOTAL OFFENSE

**Had 450+ yards total offense: ..... Keytaon Thompson vs. Stephen F. Austin, 2018 (473)**  
**Had 400+ yards total offense: ..... Keytaon Thompson vs. Stephen F. Austin, 2018 (473)**  
**Had 350 yards+ total offense: ..... Nick Fitzgerald vs. Louisiana, 2018 (350)**  
**Had 300 yards+ total offense: ..... Nick Fitzgerald vs. Louisiana, 2018 (350)**  
**Had 100 yards both passing and rushing: ..... Nick Fitzgerald vs. Louisiana, 2018 (107 rush, 243 pass)**

## SCORING

Accounted for five+ touchdowns: ..... Nick Fitzgerald vs. Louisiana, 2018 (4 rush, 2 pass)  
Accounted for four+ touchdowns: ..... Nick Fitzgerald vs. Louisiana, 2018 (4 rush, 2 pass)  
Accounted for three+ touchdowns: ..... Nick Fitzgerald vs. Louisiana, 2018 (4 rush, 2 pass)  
Scored four+ touchdowns: ..... Nick Fitzgerald vs. Louisiana, 2018 (4 rush)  
Scored three+ touchdowns: ..... Kylin Hill at Kansas State, 2018 (2 rush, 1 receiving)  
Scored two+ touchdowns: ..... Kylin Hill at Kansas State, 2018 (2 rush, 1 receiving)  
Scored two+ non-offensive TDs: .. Jeffery Simmons (FR & blkd punt) at Louisiana Tech, 2017

## DEFENSE

Intercepted three+ passes: ..... Mark McLaurin vs. Louisville, 2017 (3)  
Intercepted two+ passes: ..... Taveze Calhoun vs. Kentucky, 2015 (2)  
**Intercepted a pass ..... Cam Dantzler vs. Florida, 2018 (1)**  
Recovered three+ fumbles: ..... Chris Corroero vs. Memphis, 1987 (3)  
Recovered two+ fumbles: ..... Kamau Jackson vs. Tennessee, 2002 (2)  
Recovered a fumble ..... Jeffery Simmons vs. Ole Miss, 2017 (1)  
Forced two+ fumbles: ..... Gerri Green at Louisiana Tech, 2017 (2)  
Forced a fumble ..... Johnathan Abram vs. Louisville, 2017 (1)  
Recorded five+ sacks: ..... Greg Favors at Ole Miss, 1996 (5.5)  
Recorded three+ sacks: ..... Willie Evans vs. Tulane, 2005 (3.0)  
**Recorded two+ sacks: ..... Montez Sweat vs. Stephen F. Austin, 2018 (2.5)**  
Recorded five+ tackles for loss: ..... Deljuan Robinson vs. Auburn, 2006 (5.0)  
**Recorded three+ tackles for loss: ..... Sweat & Simmons vs. Stephen F. Austin, 2018 (3.5)**  
Recorded 20+ tackles: ..... Mario Haggan vs. Arkansas, 2000 (20)  
Recorded 10+ tackles: ..... Mark McLaurin vs. Louisville, 2017 (11)  
Recorded 10+ tackles in back-to-back games: ..... Beniquez Brown, 2015 (Two Straight vs. Alabama (11), at Arkansas (12)  
Returned an interception for a touchdown: ..... J.T. Gray(58) vs. UMass, 2017

## SPECIAL TEAMS

Scored 10+ points kicking: ..... Jace Christmann vs. LSU, 2017 (13)  
Kicked five+ field goals: ..... Derek DePasquale vs. UAB, 2010 (5)  
Kicked four+ field goals: ..... Derek DePasquale vs. UAB, 2010 (5)  
Kicked two field goals of 50+ yards: ..... Brian Hazelwood vs. Memphis, 1997 (51, 53)  
Kicked one field goal of 50+ yards: ..... Devon Bell vs. LSU, 2015 (52)  
Kicked a punt of 70+ yards: ..... Devon Bell at South Alabama, 2014 (70)  
Kicked a punt of 60+ yards: ..... Logan Cooke at Georgia, 2017 (67)  
Punted 10+ times ..... Blake McAdams at Ole Miss, 2008 (12)  
Totalled 175+ kick return yards: ..... Jameon Lewis at Ole Miss, 2012 (183, 5 ret.)  
Totalled 150+ kick return yards: ..... Jameon Lewis at Ole Miss, 2012 (183, 5 ret.)  
Totalled 100+ kick return yards: ..... Keith Mixon vs. Arkansas, 2016 (106, 5 ret.)  
**Totalled 50+ punt return yards: ..... Keith Mixon vs. Stephen F. Austin, 2018 (64, 6 ret.)**



# THE LAST TIME AN OPPONENT ...

## RUSHING

Had 400+ yards rushing:	Georgia Tech, 2014 (452)
Had 300+ yards rushing:	Arkansas, 2016 (357)
<b>Had 200+ yards rushing:</b>	<b>Kentucky, 2018 (229)</b>
Had 70+ rushing attempts:	Oklahoma State, 1998 (71)
Had 60+ rushing attempts:	Georgia Tech, 2014 (61)
Had 50+ rushing attempts:	Auburn, 2016 (58)
Had six+ rushing TDs:	Georgia Tech, 2014 (6)
Had four+ rushing TDs:	Auburn, 2017 (4)
Had two players with 100 yds rushing:	Arkansas, 2016 (Williams 205, Whaley 112)

## PASSING

Had 400+ yards passing:	Samford, 2016 (468)
Had 300+ yards passing:	Ole Miss, 2016 (320)
<b>Had 200+ yards passing:</b>	<b>Florida, 2018 (239)</b>
Had 60+ pass attempts:	Samford, 2016 (70)
Had 50+ pass attempts:	Samford, 2016 (70)
Had 40+ pass attempts:	Alabama, 2016 (41)
<b>Had 30+ pass attempts:</b>	<b>Florida, 2018 (32)</b>
Had 40+ pass completions:	Samford, 2016 (42)
Had 30+ pass completions:	Alabama, 2016 (31)
Had 25+ pass completions:	Alabama, 2016 (31)
<b>Had 20+ pass completions:</b>	<b>Florida, 2018 (23)</b>
Had five+ passing TDs:	Alabama, 2016 (5)
Had four+ passing TDs:	Alabama, 2016 (5)
Had three+ passing TDs:	Arkansas, 2016 (3)

## RECEIVING

Had two players with 100 yards receiving in a game:	Samford, 2016 (Karel Hamilton 213 and Kelvin McKnight 115)
Had four+ players catch five+ passes:	Arkansas, 2015 (5)
Had three+ players catch five+ passes:	Ole Miss, 2016 (3)
<b>Had 12+ players catch a pass:</b>	<b>Florida, 2018 (12)</b>
<b>Had eight+ players catch a pass</b>	<b>Florida, 2018 (12)</b>

## TOTAL OFFENSE

Had 650+ yards total offense:	Arkansas, 2016 (661)
Had 600+ yards total offense:	Arkansas, 2016 (661)
Had 550+ yards total offense:	Arkansas, 2016 (661)
Had 500+ yards total offense:	Auburn, 2017 (511)
Had 400+ yards total offense:	Auburn, 2017 (511)
Had 80+ plays total offense:	Louisiana Tech, 2017 (80)
<b>Had 75+ plays total offense:</b>	<b>Stephen F. Austin, 2018 (78)</b>

## SCORING

Scored 60+ points:	South Carolina, 1995 (65)
Scored 50+ points:	Arkansas, 2016 (58)
Scored 40+ points:	Auburn, 2017 (49)
Scored 30+ points:	Ole Miss, 2017 (31)
Scored a two-point conversion rushing:	Arkansas, 2016
Scored a two-point conversion passing:	Samford, 2016
Failed on a two-point conversion attempt:	Arkansas, 2016

## TURNOVERS

Had five+ fumbles:	Ole Miss, 2011 (6)
Had four+ fumbles lost:	LSU, 2004 (4)
Had three+ fumbles lost:	Arkansas, 2012 (3)
Committed five+ turnovers:	Arkansas, 2012 (5)
Did not commit a turnover:	Alabama, 2017
Intercepted five+ MSU passes:	LSU, 2010 (5)
Intercepted four+ MSU passes:	Northwestern, 2012 (4)
Intercepted three+ MSU passes:	UMass, 2017 (3)
Returned an interception for a TD:	UMass, 2017 (Isaiah Rodgers)
Returned a fumble for a TD:	Arkansas, 2017 (Briston Guidry 0-yd fumble recovery)

## DEFENSE

Held MSU to 10 or fewer first downs:	Alabama, 2013 (10)
Recorded 10+ sacks:	Ole Miss, 2008 (11)
Recorded seven+ sacks:	Ole Miss, 2015 (7)
Scored a safety:	Texas A&M, 2013
Scored two safeties:	Florida, 2005
Held MSU to 25 or fewer yards rushing:	Alabama, 2011 (12)
<b>Held MSU to 100 or fewer yards passing:</b>	<b>Florida, 2018 (98)</b>
Held MSU to 50 or fewer yards passing:	Florida, 2010 (33)
<b>Held MSU to 300 or less yards total offense:</b>	<b>Florida, 2018 (202)</b>
Held MSU to 200 or less yards total offense:	Alabama, 2013 (197)
Held MSU to 100 or fewer yards both rushing & passing:	Ole Miss, 2008 (-51 rush, 88 pass)

## SPECIAL TEAMS

Returned a punt for a TD:	Texas A&M, 2016 (Christian Kirk - 93)
Returned a blocked punt for a TD:	Ole Miss, 2013 (Terrell Grant - 0)
Returned a kickoff for a TD:	Tennessee, 2012 (Cordarrelle Patterson - 98)
Punted 10+ times:	Vanderbilt, 2009 (11)
Did not punt:	Arkansas, 2016
Missed a kicking PAT:	Arkansas, 2016
Missed two kicking PATs:	Tulane, 2006
Blocked a field goal:	Arkansas, 2013
Blocked a punt:	Texas A&M, 2017

## MISCELLANEOUS

Had 30+ first downs:	Ole Miss, 2016 (31)
<b>Had 10+ penalties:</b>	<b>Florida, 2018 (11)</b>
Had 100+ yards in penalties:	LSU, 2017 (112)
Had 35 minutes+ of possession time:	Louisiana Tech, 2017 (36:08)
Had two 100-yard rushers and one 100-yard receiver:	Georgia Tech, 2014 (Days 171 rush, Thomas 121 rush, Waller 114 rec.)
Had one 100-yard rusher and one 100-yard receiver:	Alabama, 2016 (Hurts 100 rush, Stewart 156 rec.)

## INDIVIDUAL RUSHING

Rushed 40+ times:	Deuce McAllister (Ole Miss), 1998 (40)
Rushed 35+ times:	Kamryn Pettway (Auburn), 2016 (39)
Rushed for 200+ yards:	Rawleigh Williams III (Arkansas), 2016 (205)
Rushed for 175+ yards:	Rawleigh Williams III (Arkansas), 2016 (205)
<b>Rushed for 150+ yards:</b>	<b>Benny Snell (Kentucky), 2018 (165)</b>
<b>Rushed for 125+ yards:</b>	<b>Benny Snell (Kentucky), 2018 (165)</b>
<b>Rushed for 100+ yards:</b>	<b>Benny Snell (Kentucky), 2018 (165)</b>
Rushed for five+ touchdowns:	Carnell Williams (Auburn), 2003 (6)
<b>Rushed for four+ touchdowns:</b>	<b>Benny Snell (Kentucky), 2018 (4)</b>
Had a run of 80+ yards:	Marquis Young (UMass), 2016 (83)
Had a run of 70+ yards:	Lamar Jackson (Louisville), 2017 (75)
Had a run of 60+ yards:	Lamar Jackson (Louisville), 2017 (75)
Had a run of 50+ yards:	Lamar Jackson (Louisville), 2017 (75)

## INDIVIDUAL PASSING

Passed for 450+ yards:	Devlin Hodges (Samford), 2016 (468)
Passed for 400+ yards:	Devlin Hodges (Samford), 2016 (468)
Passed for 300+ yards:	Shea Patterson (Ole Miss), 2016 (320)
Attempted 60+ passes:	Devlin Hodges (Samford), 2016 (69)
Attempted 50+ passes:	Devlin Hodges (Samford), 2016 (69)
Completed 30+ passes:	Devlin Hodges (Samford), 2016 (42)
<b>Completed 20+ passes:</b>	<b>Feleipe Franks (Florida), 2018 (22)</b>
Threw five+ touchdown passes:	Brandon Allen (Arkansas), 2015 (7)
Threw four+ touchdown passes:	Jalen Hurts (Alabama), 2016 (4)
Completed a pass for 80+ yards:	Jacoby Brisett to Pharoah McKeever (NC State), 2015 (82)
Completed a pass for 70+ yards:	Jordan Ta'amu to A.J. Brown (Ole Miss), 2017 (167)

## INDIVIDUAL RECEIVING

Caught 10+ passes:	Karel Hamilton (Samford), 2016 (14)
<b>Caught seven+ passes:</b>	<b>Rheem Malone (Louisiana), 2018 (7)</b>
Had 150+ yards receiving:	A.J. Brown (Ole Miss), 2017 (167)
Had 100+ yards receiving:	Jay Smith (Louisville), 2017 (107)
Caught three+ TD passes:	ArDarius Stewart (Alabama), 2016 (3)
Caught two+ TD passes:	Keon Hatcher (Arkansas), 2016 (2)

## INDIVIDUAL TOTAL OFFENSE

Had 500+ yards total offense:	Devlin Hodges (Samford), 2016 (513)
Had 400+ yards total offense:	Jalen Hurts (Alabama), 2016 (447)
Had 100 yards both passing and rushing:	L. Jackson (Louisville), 2017, (171 pass/158 rush)

## INDIVIDUAL SCORING

Accounted for six+ touchdowns:	Brandon Allen (Arkansas), 2015 (7 pass)
Accounted for five+ touchdowns:	Rawleigh Williams III (Arkansas), 2016 (4 rush, 1 pass)
<b>Accounted for four+ touchdowns:</b>	<b>Benny Snell (Kentucky), 2018 (4 rush)</b>
<b>Scored four+ touchdowns:</b>	<b>Benny Snell (Kentucky), 2018 (4 rush)</b>
Scored three+ touchdowns:	Kerryon Johnson (Auburn), 2017 (3 rush)

## INDIVIDUAL DEFENSE

Intercepted three+ passes:	Craig Steltz (LSU), 2007 (3)
Intercepted two+ passes:	Isaiah Rodgers (UMass), 2017 (2)
Recorded three+ sacks:	Jonathan Allen (Alabama), 2015 (3)
<b>Recorded two+ sacks:</b>	<b>Jachai Polite (Florida), 2018 (2)</b>

## SPECIAL TEAMS

Scored 10+ points kicking:	Adam Griffith (Alabama), 2016 (14)
Kicked five+ field goals:	Austin MacGinnis (Kentucky), 2016 (5)
Kicked four field goals:	Austin MacGinnis (Kentucky), 2016 (5)

# LONG DRIVE SUPERLATIVES

Longest Drive		MSU	Opponents	
No. of Plays		15 (80 yds, 8:17) at Kentucky (9/122), results in TD	15, 2x, last by Florida (9/29), results in made FG	
By No. of Yards		95 (5p, 1:59) at Kansas State (9/8), results in TD	92 (11p, 5:35) by Kentucky (9/22), results in TD	
By Time of Possession		8:17 (15p, 80 yds) at Kentucky, results in TD	7:56 (15p, 68 yds) by Florida (9/29), results in made FG	

## MSU DRIVE CHARTS

### Stephen F. Austin

Drive Started				Drive Ended			Consumed	
Team	Qtr	Spot	Time	Obtained	Spot	Time	How Lost	PI-Yds TOP
MS	1st	M47	13:22	Punt	S00	13:10	* TOUCHDOWN	1-53 0:12
MS	1st	M34	12:10	Punt	S23	10:27	Missed FG	6-43 1:43
MS	1st	S19	08:15	Punt	S00	05:29	* TOUCHDOWN	5-19 2:46
MS	1st	M16	03:59	Punt	S00	03:44	* TOUCHDOWN	1-84 0:15
MS	2nd	M35	13:01	Kickoff	S00	09:53	* TOUCHDOWN	9-65 3:08
MS	2nd	M09	05:56	Punt	S00	01:01	* TOUCHDOWN	13-91 4:55
MS	3rd	M22	14:55	Kickoff	M29	14:08	Punt	3-7 0:47
MS	3rd	M32	12:33	Punt	M35	11:25	Punt	3-3 1:08
MS	3rd	M30	09:30	Punt	M30	08:58	Punt	3-0 0:32
MS	3rd	S40	06:46	Kickoff	S00	06:03	* TOUCHDOWN	3-40 0:43
MS	3rd	M34	04:34	Punt	S00	02:06	* TOUCHDOWN	5-66 2:28
MS	3rd	S48	00:22	Punt	S00	14:50	* TOUCHDOWN	2-48 0:32
MS	4th	M42	13:09	Punt	S48	08:43	Downs	9-10 4:26
MS	4th	M43	06:23	Interception	S00	01:37	* TOUCHDOWN	8-57 4:46
MS	4th	M31	00:09	Downs	M29	00:00	End of half	1--2 0:09

### Kansas State

Drive Started				Drive Ended			Consumed	
Team	Qtr	Spot	Time	Obtained	Spot	Time	How Lost	PI-Yds TOP
MS	1st	M21	15:00	Kickoff	M26	13:38	Punt	3-5 1:22
MS	1st	M17	12:39	Punt	K13	09:07	* FIELD GOAL	10-70 3:32
MS	1st	M45	03:46	Kickoff	K00	14:20	* TOUCHDOWN	9-55 4:26
MS	2nd	M20	10:07	Punt	K38	08:07	Downs	7-42 2:00
MS	2nd	M35	04:48	Interception	K00	03:33	* TOUCHDOWN	3-65 1:15
MS	2nd	M20	00:00	Missed FG	M20	00:00	End of half	0-0 0:00
MS	3rd	M05	12:17	Punt	K00	10:18	* TOUCHDOWN	5-95 1:59
MS	3rd	M06	05:32	Punt	M33	02:27	Interception	6-27 3:05
MS	3rd	M24	02:13	Kickoff	K00	13:16	* TOUCHDOWN	8-76 3:57
MS	4th	M21	10:36	Punt	K27	03:23	Missed FG	15-52 7:13
MS	4th	M25	01:31	Punt	K37	00:00	End of half	2-12 1:31

### Louisiana

Drive Started				Drive Ended			Consumed	
Team	Qtr	Spot	Time	Obtained	Spot	Time	How Lost	PI-Yds TOP
MS	1st	M26	11:42	Kickoff	L00	05:06	* TOUCHDOWN	13-74 6:36
MS	1st	M38	02:24	Downs	L00	00:10	* TOUCHDOWN	6-62 2:14
MS	2nd	M33	13:35	Punt	L00	09:35	* TOUCHDOWN	7-67 4:00
MS	2nd	L48	07:10	Downs	L00	04:54	* TOUCHDOWN	5-48 2:16
MS	2nd	M36	01:29	Downs	L00	00:18	* TOUCHDOWN	5-64 1:11
MS	3rd	M35	14:55	Kickoff	L00	13:16	* TOUCHDOWN	4-65 1:39
MS	3rd	M15	09:53	Punt	L00	06:01	* TOUCHDOWN	9-85 3:52
MS	3rd	M12	04:13	Interception	M31	02:00	Punt	4-19 2:13
MS	3rd	M10	00:42	Punt	M16	12:42	Interception	6-6 3:00
MS	4th	M25	07:31	Kickoff	L00	04:22	* TOUCHDOWN	7-75 3:09
MS	4th	M28	02:38	Punt	L45	00:00	End of half	5-27 2:38

### Kentucky

Drive Started				Drive Ended			Consumed	
Team	Qtr	Spot	Time	Obtained	Spot	Time	How Lost	PI-Yds TOP
MS	1st	M20	12:48	Punt	M16	11:24	Punt	3--4 1:24
MS	1st	M15	09:03	Punt	M22	07:14	Punt	3-7 1:49
MS	1st	M20	01:59	Missed FG	K00	08:42	* TOUCHDOWN	15-80 8:17
MS	2nd	M29	05:35	Punt	M34	04:24	Punt	3-5 1:11
MS	2nd	M10	03:24	Punt	M16	02:15	Punt	3-6 1:09
MS	2nd	M21	00:41	Kickoff	M46	00:00	End of half	4-25 0:41
MS	3rd	M25	15:00	Kickoff	M33	11:38	Punt	6-8 3:22
MS	3rd	M25	06:03	Kickoff	M50	02:16	Punt	6-25 3:47
MS	3rd	K49	01:36	Interception	M46	12:52	Punt	7--5 3:44
MS	4th	M49	09:43	Punt	M45	08:09	Interception	3--4 1:34
MS	4th	M32	07:57	Kickoff	M41	06:39	Downs	4-9 1:18
MS	4th	M22	03:39	Kickoff	M17	03:10	Punt	3--5 0:29

## OPP. DRIVE CHARTS

### Stephen F. Austin

Drive Started				Drive Ended			Consumed	
Team	Qtr	Spot	Time	Obtained	Spot	Time	How Lost	PI-Yds TOP
SFA	1st	S25	15:00	Kickoff	S21	13:22	Punt	3--4 1:38
SFA	1st	S25	13:10	Kickoff	S22	12:10	Punt	3--3 1:00
SFA	1st	S23	10:27	Missed FG	S09	08:15	Punt	3--14 2:12
SFA	1st	S28	05:22	Kickoff	S44	03:59	Punt	4-16 1:23
SFA	1st	S18	03:34	Kickoff	M19	13:01	* FIELD GOAL	15-63 5:33
SFA	2nd	S16	09:44	Kickoff	M43	05:56	Punt	10-41 3:48
SFA	2nd	S38	00:53	Kickoff	M47	00:00	End of half	4-15 0:53
SFA	3rd	S29	14:08	Punt	S28	12:33	Punt	3--1 1:35
SFA	3rd	S17	11:25	Punt	S40	09:30	Punt	6-23 1:55
SFA	3rd	S37	08:58	Punt	M16	06:55	* FIELD GOAL	8-47 2:03
SFA	3rd	S23	05:52	Kickoff	S31	04:34	Punt	3-8 1:18
SFA	3rd	S20	01:58	Kickoff	S23	00:22	Punt	3-3 1:36
SFA	4th	S25	14:50	Kickoff	S27	13:09	Punt	3-2 1:41
SFA	4th	S48	08:43	Downs	M48	06:23	Interception	4-4 2:20
SFA	4th	S25	01:37	Kickoff	M31	00:09	Downs	8-44 1:28

### Kansas State

Drive Started				Drive Ended			Consumed	
Team	Qtr	Spot	Time	Obtained	Spot	Time	How Lost	PI-Yds TOP
KS	1st	K40	13:38	Punt	K47	12:39	Punt	3-7 0:59
KS	1st	K37	09:00	Kickoff	M09	03:53	* FIELD GOAL	11-54 5:07
KS	2nd	K25	14:20	Kickoff	M45	10:07	Punt	7-30 4:13
KS	2nd	K38	08:07	Downs	M40	04:48	Interception	7-22 3:19
KS	2nd	K37	03:24	Kickoff	M35	00:00	Missed FG	8-28 3:24
KS	3rd	K29	14:53	Kickoff	M38	12:17	Punt	5-33 2:36
KS	3rd	K29	10:11	Kickoff	K48	05:32	Punt	8-19 4:39
KS	3rd	M23	02:27	Interception	M00	02:20	* TOUCHDOWN	1-23 0:07
KS	4th	K36	13:10	Kickoff	K47	10:36	Punt	5-11 2:34
KS	4th	K27	03:23	Missed FG	K28	01:31	Punt	3-1 1:52

### Louisiana

Drive Started				Drive Ended			Consumed	
Team	Qtr	Spot	Time	Obtained	Spot	Time	How Lost	PI-Yds TOP
LA	1st	L25	15:00	Kickoff	M21	11:48	* FIELD GOAL	9-54 3:12
LA	1st	L17	04:47	Kickoff	M37	02:24	Downs	6-46 2:23
LA	1st	L18	00:05	Kickoff	L22	13:35	Punt	3-4 1:30
LA	2nd	L25	09:35	Kickoff	L48	07:10	Downs	6-23 2:25
LA	2nd	L25	04:54	Kickoff	M36	01:29	Downs	8-39 3:25
LA	2nd	L25	00:18	Kickoff	L24	00:00	End of half	1--1 0:18
LA	3rd	L25	13:16	Kickoff	M47	09:53	Punt	7-28 3:23
LA	3rd	L19	05:55	Kickoff	L37	04:13	Interception	4-18 1:42
LA	3rd	L24	02:00	Punt	L48	00:42	Punt	4-24 1:18
LA	4th	M47	12:42	Interception	M00	07:31	* TOUCHDOWN	10-47 5:11
LA	4th	L25	04:22	Kickoff	L28	02:38	Punt	3-3 1:44

### Kentucky

Drive Started				Drive Ended			Consumed	
Team	Qtr	Spot	Time	Obtained	Spot	Time	How Lost	PI-Yds TOP
UK	1st	K34	15:00	Kickoff	M49	12:48	Punt	5-17 2:12
UK	1st	K44	11:24	Punt	K50	09:03	Punt	4-6 2:21
UK	1st	K38	07:14	Punt	M18	01:59	Missed FG	9-44 5:15
UK	2nd	K18	08:37	Kickoff	K28	05:35	Punt	5-10 3:02
UK	2nd	K45	04:24	Punt	K44	03:24	Punt	3--1 1:00
UK	2nd	M47	02:15	Punt	M00	00:50	* TOUCHDOWN	6-47 1:25
UK	3rd	K08	11:38	Punt	M00	06:03	* TOUCHDOWN	11-92 5:35
UK	3rd	K19	02:16	Punt	K20	01:36	Interception	2-1 0:40
UK	4th	K14	12:52	Punt	K11	09:43	Punt	4--3 3:09
UK	4th	M36	08:09	Interception	M00	08:00	* TOUCHDOWN	1-36 0:09
UK	4th	M40	06:39	Downs	M00	03:45	* TOUCHDOWN	5-40 2:54
UK	4th	M46	03:10	Punt	M07	00:00	End of half	7-39 3:10

Florida

		Drive Started			Drive Ended			Consumed	
Team	Qtr	Spot	Time	Obtained	Spot	Time	How Lost	Pl-Yds	TOP
MS	1st	M15	15:00	Kickoff	M22	13:22	Punt	3-7	1:38
MS	1st	M24	09:37	Punt	F17	03:28	* FIELD GOAL	12-59	6:09
MS	2nd	M11	10:18	Kickoff	F22	03:30	* FIELD GOAL	13-67	6:48
MS	2nd	M11	01:48	Punt	M32	00:00	Downs	5-21	1:48
MS	3rd	M50	12:17	Interception	F47	11:14	Punt	3-3	1:03
MS	3rd	M25	08:26	Kickoff	F46	04:39	Punt	8-29	3:47
MS	4th	M15	14:50	Punt	M21	13:21	Punt	3-6	1:29
MS	4th	M06	11:54	Punt	M07	10:35	Punt	3-1	1:19
MS	4th	M19	05:17	Kickoff	M20	04:33	Punt	3-1	0:44
MS	4th	M12	02:19	Punt	M45	01:02	Downs	7-33	1:17

Florida

		Drive Started			Drive Ended			Consumed	
Team	Qtr	Spot	Time	Obtained	Spot	Time	How Lost	Pl-Yds	TOP
UF	1st	F31	13:22	Punt	F48	09:37	Punt	6-17	3:45
UF	1st	F10	03:20	Kickoff	M22	10:24	* FIELD GOAL	15-68	7:56
UF	2nd	F23	03:23	Kickoff	F39	01:48	Punt	6-16	1:35
UF	2nd	M32	00:00	Downs	M32	00:00	End of half	0-0	0:00
UF	3rd	F25	15:00	Kickoff	F45	12:17	Interception	5-20	2:43
UF	3rd	F27	11:14	Punt	M00	08:26	* TOUCHDOWN	6-73	2:48
UF	3rd	F10	04:39	Punt	F50	14:50	Punt	9-40	4:49
UF	4th	F43	13:21	Punt	M34	11:54	Punt	4-23	1:27
UF	4th	M40	10:35	Punt	M04	05:22	* FIELD GOAL	10-36	5:13
UF	4th	F35	04:33	Punt	M42	02:19	Punt	5-23	2:14
UF	4th	M45	01:02	Downs	M49	00:00	End of half	2--4	1:02



GAME 1

Stephen F. Austin 6  
#18/18 MSU 63

Sept. 1, 2018  
Davis Wade Stadium  
Starkville, Miss.  
54,289

Mississippi State

RUSHING	Att.	Gain	Lost	Net	TD	Long	Avg.
Keytaon Thompson	10	109	0	109	2	25	10.9
Kylin Hill	9	50	0	50	1	16	5.6
Dontavian Lee	6	29	0	29	1	9	4.8
Jalen Mayden	5	22	0	22	0	14	4.4
Nick Gibson	2	21	0	21	0	20	10.5
Aeris Williams	2	15	0	15	0	10	7.5
Logan Burnett	1	3	0	3	0	3	3.0

PASSING	Com	Att	Int	Yds	TD	Long	Sacks
Keytaon Thompson	13	31	0	364	5	84	0
Jalen Mayden	1	2	0	9	0	9	0
Logan Burnett	1	1	0	25	0	25	0

RECEIVING	No.	Yds.	TD	Long
Osirus Mitchell	2	114	2	84
Austin Williams	2	30	0	21
Keith Mixon	2	21	0	23
Kylin Hill	1	53	1	53
Stephen Guidry	1	39	0	39
Justin Johnson	1	34	0	34
Aeris Williams	1	27	1	27
Devonta Jason	1	25	0	25
Deddrick Thomas	1	20	0	20
Dontea Jones	1	17	1	17
Farrod Green	1	9	0	9
Nick Gibson	1	9	0	9

PUNTING	No.	Yds.	Avg.	Long	I20	TB
Tucker Day	3	123	41.0	48	1	0

FIELD GOALS	Att.	Made	Long	KICKS
Jace Christmann	1	0	0	missed 40

ALL RETURNS	Punts			Kickoffs			Intercepted		
	No.	Yds.	Lg.	No.	Yds.	Lg.	No.	Yds.	Lg.
Keith Mixon	6	64	22	0	0	0	0	0	0
C.J. Morgan	0	0	0	0	0	0	1	0	0
Brian Cole	0	0	0	2	59	40	0	0	0

Stephen F. Austin

RUSHING	Att.	Gain	Lost	Net	TD	Long	Avg.
Jamall Shaw	6	32	1	31	0	16	5.2
Thomas Hutchings	3	27	0	27	0	10	9.0
Josh McGowen	5	26	3	23	0	9	4.6
Jae'Lon Oglesby	8	31	9	22	0	18	2.8
Josh Covey	5	13	7	6	0	6	1.2
TEAM	1	0	4	-4	0	0	-4.0
Dominic Williams	10	5	10	-5	0	3	-0.5
Foster Sawyer	3	0	23	-23	0	0	-7.7

PASSING	Com	Att	Int	Yds	TD	Long	Sacks
Foster Sawyer	10	27	0	147	0	26	3
Jake Blumrick	2	6	1	8	0	5	0
Josh Covey	3	4	0	22	0	11	1

RECEIVING	No.	Yds.	TD	Long
Tamrick Pace	5	73	0	24
Allen Arclies III	2	42	0	26
Terian Goree	2	31	0	18
Frank Iheanacho	2	16	0	11
Thomas Hutchings	1	7	0	7
Bryan Wempa	1	4	0	4
Josh Thompson	1	3	0	3
Remi Simmons	1	1	0	1

PUNTING	No.	Yds.	Avg.	Long	I20	TB
Troy Duran	1	32	32.0	32	0	0
Caleb Lewallen	9	353	39.2	45	2	0

FIELD GOALS	Att.	Made	Long	KICKS
Storm Ruiz	2	2	36	36 made; 33 made

	Punts			Kickoffs			Intercepted		
ALL RETURNS	No.	Yds.	Lg.	No.	Yds.	Lg.	No.	Yds.	Lg.
Alize Ward	0	0	0	2	37	22	0	0	0
Josh McGowen	0	0	0	2	37	20	0	0	0
Jae'Lon Oglesby	0	0	0	2	47	25	0	0	0

No. 18 State Routs SFA 63-6 To Usher In Moorhead Era

**Keytaon Thompson**, making just his second career start, tied the SEC and MSU single-game record for touchdowns responsible (7) while accounting for 473 yards of total offense in a 63-6 win over Stephen F. Austin to successfully open the **Joe Moorhead** era in Davis Wade Stadium. Thompson got the starting nod in place of **Nick Fitzgerald**, who was serving a one-game suspension for violation of team rules. **Kylin Hill**, making his first career start, opened the Moorhead era in an explosive way, hauling in a quick pass from Thompson and racing 53 yards on the Bulldogs' first play from scrimmage. Thompson did it with his feet and his arm, tying the MSU single-game record with five touchdown passes. The big play came on an 87-yard deep strike to **Osirus Mitchell** with 3:44 to go in the first quarter, representing the longest State pass play in 14 years. Thompson became just the third player in Bulldog history with over 300 yards passing and 100 yards rushing in the same game. He tallied his third-straight 100-yard game on the ground and added two scores. He State took a 35-3 lead into halftime following a brilliant one-handed, 17-yard touchdown grab from **Dontea Jones** with 1:01 in the second quarter. Defensively, **Johnathan Abram** made a game-high eight tackles. **Montez Sweat** and **Jeffery Simmons** combined for seven tackles for loss with two sacks coming from Sweat. **C.J. Morgan** also recorded his first career interception.

Stephen F. Austin	0	3	3	0	-6
Mississippi State	21	14	14	14	-63

1st	13:10	MSU	Kylin Hill 53 yd pass from K. Thompson (J. Christmann kick)
	05:29	MSU	K. Thompson 9 yd run (J. Christmann kick)
	03:44	MSU	Osirus Mitchell 84 yd pass from K. Thompson (J. Christmann kick)
2nd	13:01	SFA	Storm Ruiz 36 yd field goal
	09:53	MSU	Aeris Williams 27 yd pass from K. Thompson (J. Christmann kick)
	01:01	MSU	Dontea Jones 17 yd pass from K. Thompson (J. Christmann kick)
3rd	06:55	SFA	Storm Ruiz 33 yd field goal
	06:03	MSU	Osirus Mitchell 30 yd pass from K. Thompson (Jordan Lawless kick)
	02:06	MSU	Kylin Hill 6 yd run (Jace Christmann kick)
4th	14:50	MSU	K. Thompson 25 yd run (Jordan Lawless kick)
	01:37	MSU	Dontavian Lee 5 yd run (Jordan Lawless kick)

Team Stats

	SFA	MSU
FIRST DOWNS	16	25
Rushing	7	12
Passing	8	12
Penalty	1	1
NET YARDS RUSHING	77	220
Rushing Attempts	41	37
Average Per Rush	1.9	5.9
NET YARDS PASSING	177	398
Completions-Attempts-Int	15-37-1	15-34-0
Average Per Attempt	4.8	11.7
Average Per Completion	11.8	26.5
TOTAL OFFENSE YARDS	254	618
Total offense plays	78	71
Average Gain Per Play	3.3	8.7
Penalties: Number-Yards	9-56	7-80
PUNTS-YARDS	10-385	3-123
KICKOFFS-YARDS	3-177	10-643
Punt returns: Number-Yards-TD	0-0-0	6-64-0
Kickoff returns: Number-Yds-TD	6-121-0	2-59-0
Interceptions: Number-Yds-TD	0-0-0	1-0-0
Fumble Returns: Number-Yds-TD	0-0-0	0-0-0
Possession Time	31:16	28:44
Third-Down Conversions	3 of 18	7 of 13
Fourth-Down Conversions	1 of 3	1 of 2
Red-Zone Scores-Chances	2-2	4-4
Sacks By: Number-Yards	0-0	4-29
PAT Kicks	0-0	9-9

GAME 2

#18/18 MSU  
Kansas State

31  
10

Sept. 8, 2018  
Bill Snyder Family Stadium  
Manhattan, Kan.  
49,784

Mississippi State

RUSHING	Att.	Gain	Lost	Net	TD	Long	Avg.
Kylin Hill	17	215	4	211	2	52	12.4
Nick Fitzgerald	19	159	0	159	0	30	8.4
Nick Gibson	3	14	0	14	0	9	4.7

PASSING	Com	Att	Int	Yds	TD	Long	Sacks
Nick Fitzgerald	11	27	1	154	2	32	0

RECEIVING	No.	Yds.	TD	Long
Stephen Guidry	2	42	0	23
Justin Johnson	2	37	0	32
Dontea Jones	1	21	0	21
Kylin Hill	1	16	1	16
Austin Williams	1	13	1	13
Nick Gibson	1	9	0	9
Jesse Jackson	1	6	0	6
Osirus Mitchell	1	5	0	5
Farrod Green	1	5	0	5

PUNTING	No.	Yds.	Avg.	Long	I20	TB
Tucker Day	1	34	34.0	34	0	0

FIELD GOALS	Att.	Made	Long	KICKS
Jace Christmann	2	1	30	made 30; missed 44

ALL RETURNS	Punts			Kickoffs			Intercepted		
	No.	Yds.	Lg.	No.	Yds.	Lg.	No.	Yds.	Lg.
Jamal Peters	0	0	0	2	32	19	0	0	0
Keith Mixon	1	-1	0	0	0	0	0	0	0
Brian Cole	0	0	0	1	37	37	0	0	0
Erroll Thompson	0	0	0	0	0	0	1	0	0

Kansas State

RUSHING	Att.	Gain	Lost	Net	TD	Long	Avg.
Alex Barnes	17	77	2	75	0	15	4.4
S. Thompson	12	48	14	34	0	16	2.8
Alex Delton	6	12	8	4	0	8	0.7

PASSING	Com	Att	Int	Yds	TD	Long	Sacks
S. Thompson	7	17	0	86	1	23	1
Alex Delton	2	4	1	14	0	15	3

RECEIVING	No.	Yds.	TD	Long
Dalton Schoen	2	34	1	23
Dalvin Warmack	2	21	0	18
Alex Barnes	2	19	0	15
Isaiah Zuber	2	11	0	12
Zach Reuter	1	15	0	15

PUNTING	No.	Yds.	Avg.	Long	I20	TB
B. Rodriguez	3	110	36.7	45	2	0
Andrew Hicks	3	128	42.7	47	1	0

FIELD GOALS	Att.	Made	Long	KICKS
Blake Lynch	2	1	30	made 26; missed 52

ALL RETURNS	Punts			Kickoffs			Intercepted		
	No.	Yds.	Lg.	No.	Yds.	Lg.	No.	Yds.	Lg.
Isaiah Zuber	0	0	0	1	18	18	0	0	0
Duke Shelley	0	0	0	4	109	37	0	0	0
Wyatt Hubert	0	0	0	0	0	0	1	11	11

No. 18 MSU Physically Dominates Kansas State, 31-10

A rare non-conference road game against a Power 5 team proved to be an easy task for No. 18 MSU, who used a spectacular three-touchdown, 211-yard rushing game from **Kylin Hill** to dominate Kansas State, 31-10, in Manhattan. It was the Bulldogs' first road victory over a Power 5 non-conference team since 1995 and their largest since 1973 in such games. Hill became the first Bulldog running back with over 200 yards rushing in nine years, and much of it came after contact. Hill hauled in a 16-yard touchdown pass from **Nick Fitzgerald**, who returned as a starter for the first time since his ankle injury on Thanksgiving 2017. Then prior to the half, MSU used three quick plays and a 28-yard Hill touchdown scamper to go up 24-3 at the half. Fitzgerald threw his first touchdown of the season on a 13-yard slant to **Austin Williams**. Hill put the finishing touches on the win with a 16-yard run over defenders with 13:16 left in the game. Hill outgained the entire Kansas State team as the Wildcats finished with 213 total yards, their fewest since 2015. Fitzgerald went over 100 yards rushing for the sixth time in his last eight games. Defensively, **Johnathan Abram** led all tacklers for the second straight game with eight. **Jeffery Simmons** and **Montez Sweat** each registered two tackles for loss. **Erroll Thompson** shined with seven tackles, one sack and a diving interception that halted a KState drive.

Mississippi State	3	14	7	7	- 31
Kansas State	3	0	7	0	- 10

1st	9:07	MSU	Jace Christmann 30 yd field goal
	3:53	KS	Blake Lynch 26 yd field goal
2nd	14:20	MSU	Kylin Hill 16 yd pass from N. Fitzgerald (Christmann kick)
	3:33	MSU	Kylin Hill 28 yd run (Christmann kick)
3rd	10:18	MSU	Au. Williams 13 yd pass from N. Fitzgerald (Christmann kick)
	2:20	KS	Dalton Schoen 23 yd pass from S. Thompson (B. Lynch kick)
4th	13:16	MSU	Kylin Hill 16 yd run (Christmann kick)

Team Stats

	MSU	KS
FIRST DOWNS	24	15
Rushing	18	7
Passing	6	5
Penalty	0	3
NET YARDS RUSHING	384	113
Rushing Attempts	39	35
Average Per Rush	9.8	3.2
NET YARDS PASSING	154	100
Completions-Attempts-Int	11-27-1	9-21-1
Average Per Attempt	5.7	4.8
Average Per Completion	14.0	11.1
TOTAL OFFENSE YARDS	538	213
Total offense plays	66	56
Average Gain Per Play	8.2	3.8
Penalties: Number-Yards	11-84	2-15
PUNTS-YARDS	1-34	6-238
KICKOFFS-YARDS	6-364	3-174
Punt returns: Number-Yards-TD	1--1-0	0-0-0
Kickoff returns: Number-Yds-TD	3-69-0	5-127-0
Interceptions: Number-Yds-TD	1-0-0	1-11-0
Fumble Returns: Number-Yds-TD	0-0-0	0-0-0
Possession Time	30:34	29:26
Third-Down Conversions	7 of 12	3 of 12
Fourth-Down Conversions	0 of 1	0 of 0
Red-Zone Scores-Chances	4-5	1-1
Sacks By: Number-Yards	4-16	0-0
PAT Kicks	4-4	1-1

GAME 3

Louisiana 10  
#16/16 MSU 56  
Sept. 15, 2018  
Davis Wade Stadium  
Starkville, Miss.  
56,505

Mississippi State

RUSHING	Att.	Gain	Lost	Net	TD	Long	Avg.
Nick Fitzgerald	15	123	16	107	4	36	7.1
Aeris Williams	11	102	1	101	1	28	9.2
K. Thompson	5	52	0	52	1	16	10.4
Kylin Hill	6	33	1	32	0	16	5.3
Robert Rivers	3	21	0	21	0	9	7.0
Nick Gibson	3	15	7	8	0	10	2.7
Jalen Mayden	1	8	0	8	0	8	8.0
Dontavian Lee	2	4	0	4	0	2	2.0
TEAM	1	0	2	-2	0	0	-2.0

PASSING	Com	Att	Int	Yds	TD	Long	Sacks
Nick Fitzgerald	14	21	0	243	2	44	2
Keytaon Thompson	2	3	1	33	0	21	0
Logan Burnett	1	1	0	25	0	25	0

RECEIVING	No.	Yds.	TD	Long
Keith Mixon	4	80	1	25
Stephen Guidry	3	57	1	39
Deddrick Thomas	2	53	0	44
Kylin Hill	2	-3	0	0
Austin Williams	1	25	0	25
Justin Johnson	1	25	0	25
Brad Cumbest	1	21	0	21
Malik Dear	1	12	0	12
Nick Gibson	1	6	0	6

PUNTING	No.	Yds.	Avg.	Long	I20	TB
Tucker Day	1	43	43.0	43	0	0

FIELD GOALS	Att.	Made	Long	KICKS
none				

ALL RETURNS	No.	Yds.	Lg.	No.	Yds.	Lg.	No.	Yds.	Lg.
Keith Mixon	1	6	6	0	0	0	0	0	0
Johnathan Abram	0	0	0	0	0	0	1	0	0
Brian Cole	0	0	0	2	46	28	0	0	0

Louisiana

RUSHING	Att.	Gain	Lost	Net	TD	Long	Avg.
Trey Ragas	7	51	2	49	0	15	7.0
Levi Lewis	2	9	0	9	0	8	4.5
Raymond Calais	1	9	0	9	0	9	9.0
Ryheem Malone	1	3	0	3	0	3	3.0
Jordan Wright	1	0	0	0	0	0	0.0
Elijah Mitchell	6	2	2	0	0	1	0.0
TEAM	1	0	1	-1	0	0	-1.0
Andre Nunez	7	10	14	-4	0	6	-0.6

PASSING	Com	Att	Int	Yds	TD	Long	Sacks
Andre Nunez	21	29	1	224	1	41	2
Levi Lewis	2	5	0	21	0	13	0

RECEIVING	No.	Yds.	TD	Long
Ryheem Malone	7	69	0	19
Keenan Barnes	4	76	0	41
Trey Ragas	3	46	0	30
Matt Barnes	2	12	0	9
Earnest Patterson	2	9	0	8
Ja'Marcus Bradley	2	2	1	4
Elijah Mitchell	1	24	0	24
Raymond Calais	1	4	0	4
Jarrold Jackson	1	3	0	3

PUNTING	No.	Yds.	Avg.	Long	I20	TB
Rhys Byrns	4	169	42.2	51	2	0

FIELD GOALS	Att.	Made	Long	KICKS
Kyle Pfau	1	1	38	38 made

ALL RETURNS	No.	Yds.	Lg.	No.	Yds.	Lg.	No.	Yds.	Lg.
Ryheem Malone	1	-2	0	0	0	0	0	0	0
Raymond Calais	0	0	0	3	54	19	0	0	0
Eric Garror	0	0	0	0	0	0	1	0	0

No. 16 MSU Strikes Early, Often in 56-10 Rout of Louisiana

Nick Fitzgerald's first home start of the year proved to be one of the best of his career. The senior quarterback accounted for six touchdowns - one shy of his SEC record - and No. 16 MSU moved to 3-0 with a 56-10 rout of Louisiana on Saturday night in Davis Wade Stadium. It was the first meeting between the two teams since 1987. The Bulldogs scored touchdowns on their first eight drives, punting only once on the night. Fitzgerald accounted for 350 yards of total offense, rushing for over 100 yards for the second straight game. He tallied three rushing scores in the first half and connected with Stephen Guidry on the big strike of the night, a beautiful 39-yard touchdown pass to give the Bulldogs a 35-3 lead at the half. Aeris Williams saw his first significant action of the season, rushing for 101 yards on 11 carries with a touchdown. The Bulldogs amassed 607 yards of total offense. Tim Washington led all tacklers with a career-best nine and one tackle for loss. Leo Lewis added eight tackles and 1.5 tackles for loss. Johnathan Abram hauled in an interception in the third quarter, and Chauncey Rivers added two tackles for loss.

Louisiana	3	0	0	7	-10
Mississippi State	14	21	14	7	-56

1st	11:48	LA	Kyle Pfau 38 yd field goal
	05:06	MSU	Nick Fitzgerald 1 yd run (Christmann kick)
	00:10	MSU	Nick Fitzgerald 10 yd run (Christmann kick)
2nd	09:35	MSU	Aeris Williams 3 yd run (Christmann kick)
	04:54	MSU	Nick Fitzgerald 2 yd run (Christmann kick)
	00:18	MSU	Stephen Guidry 39 yd pass from Nick Fitzgerald (Christmann kick)
3rd	13:16	MSU	Nick Fitzgerald 26 yd run (Christmann kick)
	06:01	MSU	Keith Mixon 25 yd pass from Nick Fitzgerald (Christmann kick)
4th	07:31	LA	Ja'Marcus Bradley 4 yd pass from Andre Nunez (Kyle Pfau kick)
	04:22	MSU	K. Thompson 16 yd run (Christmann kick)

Team Stats

	LA	MSU
FIRST DOWNS	13	29
Rushing	3	18
Passing	10	11
Penalty	0	0
NET YARDS RUSHING	65	331
Rushing Attempts	26	47
Average Per Rush	2.5	7.0
NET YARDS PASSING	245	276
Completions-Attempts-Int	23-34-1	16-24-1
Average Per Attempt	7.2	11.5
Average Per Completion	10.7	17.2
TOTAL OFFENSE YARDS	310	607
Total offense plays	60	71
Average Gain Per Play	5.2	8.5
Penalties: Number-Yards	4-25	3-15
PUNTS-YARDS	4-169	1-43
KICKOFFS-YARDS	3-180	9-585
Punt returns: Number-Yards-TD	1--2-0	1-6-0
Kickoff returns: Number-Yds-TD	3-54-0	2-46-0
Interceptions: Number-Yds-TD	1-0-0	1-0-0
Fumble Returns: Number-Yds-TD	0-0-0	0-0-0
Possession Time	27:01	32:59
Third-Down Conversions	4 of 13	8 of 11
Fourth-Down Conversions	1 of 4	1 of 1
Red-Zone Scores-Chances	1-1	5-5
Sacks By: Number-Yards	2-16	2-12
PAT Kicks	1-1	8-8



GAME 4

#14/14 MSUKentucky

728

Sept. 22, 2018  
Kroger Field  
Lexington, Ky.  
60,037

Mississippi State

RUSHING	Att.	Gain	Lost	Net	TD	Long	Avg.
Aeris Williams	8	22	0	22	0	8	2.8
Nick Fitzgerald	16	47	27	20	1	12	1.2
Kylin Hill	4	14	0	14	0	7	3.5

PASSING	Com	Att	Int	Yds	TD	Long	Sacks
Nick Fitzgerald	16	32	1	145	0	24	3

RECEIVING	No.	Yds.	TD	Long
Osirus Mitchell	6	65	0	21
Kylin Hill	3	19	0	9
Stephen Guidry	2	36	0	24
Justin Johnson	2	13	0	9
Austin Williams	2	4	0	3
Aeris Williams	1	8	0	8

PUNTING	No.	Yds.	Avg.	Long	I20	TB
Tucker Day	7	265	37.9	59	3	0
K. Schexnayder	1	36	36.0	36	0	0

FIELD GOALS	Att. Made Long KICKS								
none	Punts			Kickoffs			Intercepted		
ALL RETURNS	No.	Yds.	Lg.	No.	Yds.	Lg.	No.	Yds.	Lg.
Deddrick Thomas	0	0	0	1	22	22	0	0	0
Keith Mixon	2	3	3	0	0	0	0	0	0
Brian Cole	0	0	0	2	38	21	1	0	0

Kentucky

RUSHING	Att.	Gain	Lost	Net	TD	Long	Avg.
Benny Snell	25	173	8	165	4	36	6.6
Asim Rose	9	49	2	47	0	14	5.2
Terry Wilson	11	48	30	18	0	12	1.6
Team	2	0	1	-1	0	0	-0.5

PASSING	Com	Att	Int	Yds	TD	Long	Sacks
Terry Wilson	8	14	1	71	0	23	3

RECEIVING	No.	Yds.	TD	Long
Ryheem Malone	7	69	0	19
Lynn Bowden	3	15	0	6
C.J. Conrad	2	22	0	23
Dorian Baker	1	23	0	23
Josh Ali	1	6	0	6
T. Richardson	1	5	0	5

PUNTING	No.	Yds.	Avg.	Long	I20	TB
Max Duffy	5	221	44.2	49	2	1

FIELD GOALS	Att.	Made	Long	KICKS					
Miles Butler	1	0	0	36 missed					
ALL RETURNS	Punts			Kickoffs			Intercepted		
	No.	Yds.	Lg.	No.	Yds.	Lg.	No.	Yds.	Lg.
Lynn Bowden	0	0	0	2	36	23	0	0	0
Tyrell Ajian	0	0	0	0	0	0	1	35	35

No. 14 MSU Drops SEC Opener at Kentucky, 28-7

Penalties proved to be problematic as Kentucky rushed for 229 yards to knock off No. 14 Mississippi State, 28-7, on a rainy Saturday night at Kroger Field. The Bulldogs were penalized 16 times for 139 yards and could not get into a rhythm offensively. State was held to just 201 total offensive yards and only 56 yards on the ground. After a scoreless first quarter, **Nick Fitzgerald** put the Bulldogs in front on a 1-yard touchdown run that culminated a 15-play, 80-yard drive. Kentucky reeled off 28 unanswered points highlighted by four consecutive touchdown runs from Benny Snell. Snell finished with 165 yards rushing. With MSU trailing 14-7, **Brian Cole** stalled a UK drive on a beautiful interception but the Bulldogs were unable to do anything with it. The Bulldogs had -9 yards of total offense in the fourth quarter. **Erroll Thompson** led all MSU tacklers with seven, including 0.5 sacks. **Jeffery Simmons** and **Braxton Hoyett** each gathered two tackles for loss, while **Montez Sweat** added 1.5 sacks.

Mississippi State	0	7	0	0	-7
Kentucky	0	7	7	14	-28

2nd	08:42	MSU	Nick Fitzgerald 1 yd run (Christmann kick)
	00:50	UK	Benny Snell 2 yd run (Miles Butler kick)
3rd	06:03	UK	Benny Snell 1 yd run (Miles Butler kick)
4th	08:00	UK	Benny Snell 36 yd run (Miles Butler kick)
	03:45	UK	Benny Snell 23 yd run (Miles Butler kick)

Team Stats

	MSU	UK
FIRST DOWNS	11	18
Rushing	5	11
Passing	6	3
Penalty	0	4
NET YARDS RUSHING	56	229
Rushing Attempts	28	47
Average Per Rush	2.0	4.9
NET YARDS PASSING	145	71
Completions-Attempts-Int	16-32-1	8-14-1
Average Per Attempt	4.5	5.1
Average Per Completion	9.1	8.9
TOTAL OFFENSE YARDS	201	300
Total offense plays	60	61
Average Gain Per Play	3.3	4.9
Penalties: Number-Yards	16-139	5-42
PUNTS-YARDS	8-301	5-221
KICKOFFS-YARDS	2-114	5-300
Punt returns: Number-Yards-TD	2-3-0	0-0-0
Kickoff returns: Number-Yds-TD	3-60-0	2-36-0
Interceptions: Number-Yds-TD	1-0-0	1-35-0
Fumble Returns: Number-Yds-TD	0-0-0	0-0-0
Possession Time	29:03	30:57
Third-Down Conversions	7 of 17	3 of 10
Fourth-Down Conversions	0 of 1	1 of 1
Red-Zone Scores-Chances	1-1	2-4
Sacks By: Number-Yards	3-30	3-23
PAT Kicks	1-1	4-4

GAME 5

Florida 13 Sept. 29, 2018  
#23/19 MSU 6 Davis Wade Stadium  
Starkville, Miss.  
61,406

Mississippi State

RUSHING	Att.	Gain	Lost	Net	TD	Long	Avg.
Kylin Hill	9	41	0	41	0	12	4.6
Nick Fitzgerald	20	72	40	32	0	11	1.6
Aeris Williams	3	31	0	31	0	17	10.3

PASSING	Com	Att	Int	Yds	TD	Long	Sacks
Nick Fitzgerald	11-26-0		98	0	17	6	

RECEIVING	No.	Yds.	TD	Long
Osirus Mitchell	3	35	0	12
Deddrick Thomas	2	21	0	17
Stephen Guidry	2	18	0	15
Kylin Hill	2	8	0	10
Farrod Green	1	8	0	8
Jesse Jackson	1	8	0	8

PUNTING	No.	Yds.	Avg.	Long	I20	TB
Tucker Day	1	45	45.0	45	0	0
K. Schexnayder	5	181	36.2	47	1	0

FIELD GOALS	Att.	Made	Long	KICKS
Jace Christmann	2	2	39	34 made; 39 made

	Punts			Kickoffs			Intercepted		
ALL RETURNS	No.	Yds.	Lg.	No.	Yds.	Lg.	No.	Yds.	Lg.
Cam Dantzler	0	0	0	0	0	0	1	7	7
Brian Cole	0	0	0	3	45	17	0	0	0

Florida

RUSHING	Att.	Gain	Lost	Net	TD	Long	Avg.
Lamical Perine	10	55	0	55	0	22	5.5
Dameon Pierce	4	30	0	30	0	14	7.5
Jordan Scarlett	10	25	4	21	0	8	2.1
Kadarius Toney	2	20	0	20	0	16	10.0
Team	2	0	4	-4	0	0	-2.0
Feleipe Franks	6	10	14	-4	0	4	-0.7

PASSING	Com	Att	Int	Yds	TD	Long	Sacks
Feleipe Franks	22-31-1		219	0	20	1	
Kadarius Toney	1-1-0		20	1	20	0	

RECEIVING	No.	Yds.	TD	Long
Trevon Grimes	4	34	0	12
Van Jefferson	4	29	0	12
Josh Hammond	3	47	0	20
Lamical Perine	2	24	0	16
Freddie Swain	2	21	0	12
Tyrie Cleveland	2	16	0	10
Moral Stephens	1	20	1	20
C'yontai Lewis	1	18	0	18
Kyle Pitts	1	9	0	9
Kadarius Toney	1	9	0	9
Dameon Pierce	1	6	0	6
Lucas Krull	1	6	0	6

PUNTING	No.	Yds.	Avg.	Long	I20	TB
Tommy Townsend	5	186	37.2	50	5	0

FIELD GOALS	Att.	Made	Long	KICKS
Evan McPherson	2	2	39	39 made; 21 made

	Punts			Kickoffs			Intercepted		
ALL RETURNS	No.	Yds.	Lg.	No.	Yds.	Lg.	No.	Yds.	Lg.
Freddie Swain	2	9	11	1	6	6	0	0	0
Kadarius Toney	0	0	0	1	21	21	0	0	0

No. 19 MSU Falls To Florida in SEC Home Opener, 13-6

No. 19 MSU's offensive struggles continued in a 13-6 loss to Florida in Dan Mullen's return to Starkville. The Bulldogs finished with 202 yards of total offense, including 104 on the ground and 98 through the air. State pulled ahead on **Jace Christmann's** 34-yard fild goal with 3:28 to go in the first quarter that culminated a 12-play drive. Christmann followed it up with a 39-yard field goal prior to the half to give the Bulldogs a 6-3 advantage into the locker room. The first touchdown occurred in the third quarter when Florida's Feleipe Franks threw a lateral to Kadarius Toney, who then threw a 20-yard touchdown pass to Moral Stephens to make it 10-6. The Bulldogs had multiple chances but were unable to convert. **Erroll Thompson** registered a career-high and game-high 14 tackles with 0.5 for loss. **Gerri Green** added a sack and 1.5 tackles for loss. **Cam Dantzler** recorded an interception on Florida's first drive of the third quarter, but State was unable to do anything with it.

Florida	0	3	7	3	- 13
Mississippi State	3	3	0	0	- 6

1st	03:28	MS	Jace Christmann 34 yd field goal
2nd	10:24	UF	Evan McPherson 39 yd field goal
	03:30	MS	Jace Christmann 39 yd field goal
3rd	08:26	UF	Moral Stephens 20 yd pass from Kadarius Toney (McPherson kick)
4th	05:22	UF	Evan McPherson 21 yd field goal

Team Stats

	UF	MSU
FIRST DOWNS	20	15
Rushing	7	7
Passing	13	6
Penalty	0	2
NET YARDS RUSHING	118	104
Rushing Attempts	34	32
Average Per Rush	3.5	3.2
NET YARDS PASSING	239	98
Completions-Attempts-Int	23-32-1	11-26-0
Average Per Attempt	7.5	3.8
Average Per Completion	10.4	8.9
TOTAL OFFENSE YARDS	357	202
Total offense plays	66	58
Average Gain Per Play	5.4	3.5
Penalties: Number-Yards	11-90	2-15
PUNTS-YARDS	5-186	6-226
KICKOFFS-YARDS	4-250	3-189
Punt returns: Number-Yards-TD	2-9-0	0-0-0
Kickoff returns: Number-Yds-TD	2-27-0	3-45-0
Interceptions: Number-Yds-TD	0-0-0	1-7-0
Fumble Returns: Number-Yds-TD	0-0-0	0-0-0
Possession Time	33:47	26:13
Third-Down Conversions	5 of 14	2 of 12
Fourth-Down Conversions	1 of 1	0 of 2
Red-Zone Scores-Chances	3-3	2-2
Sacks By: Number-Yards	6-39	1-10
PAT Kicks	1-1	0-0

**2018 Mississippi State Football**  
**Mississippi State Combined Team Statistics (as of Oct 02, 2018)**  
**All games**

Date	Opponent	Score	Att
Sep 01, 2018	STEPHEN F. AUSTIN	W 63-6	54289
Sep 08, 2018	at Kansas State	W 31-10	49784
Sep 15, 2018	LOUISIANA	W 56-10	56505
* Sep 22, 2018	at Kentucky	L 7-28	60037
* Sep 29, 2018	FLORIDA	L 6-13	61406

Record:	Overall	Home	Away	Neutral
All games	3-2	2-1	1-1	0-0
Conference	0-2	0-1	0-1	0-0
Non-Conference	3-0	2-0	1-0	0-0

Team Statistics	MS	OPP
FIRST DOWNS	104	82
Rushing	60	35
Passing	41	39
Penalty	3	8
RUSHING YARDAGE	1095	602
Rushing Attempts	183	183
Average Per Rush	6.0	3.3
Average Per Game	219.0	120.4
TDs Rushing	13	4
PASSING YARDAGE	1071	832
Comp-Att-Int	69-143-3	78-138-5
Average Per Pass	7.5	6.0
Average Per Catch	15.5	10.7
Average Per Game	214.2	166.4
TDs Passing	9	3
TOTAL OFFENSE	2166	1434
Average Per Play	6.6	4.5
Average Per Game	433.2	286.8
KICK RETURNS: #-Yards	13-279	18-365
PUNT RETURNS: #-Yards	10-72	3-7
INT RETURNS: #-Yards	5-7	3-46
FUMBLES-LOST	2-0	3-0
PENALTIES-Yards	39-333	31-228
PUNTS-AVG	19-38.3	30-40.0
TIME OF POSSESSION/Game	29:31	30:29
3RD-DOWN Conversions	31/65	18/67
4TH-DOWN Conversions	2/7	4/9

Interceptions	no.	yds	avg	tc	lg
C.J. Morgan	1	0	0.0	0	0
Erroll Thompson	1	0	0.0	0	0
Brian Cole	1	0	0.0	0	0
Johnathan Abram	1	0	0.0	0	0
Cam Dantzer	1	7	7.0	0	7

Punting	no.	yds	avg	lg	tl	fc	i2l	50+	blk
Tucker Day	13	510	39.2	59	0	2	4	1	0
K. Schexnayder	6	217	36.2	47	0	3	1	0	0

Punt Returns	no.	yds	avg	tc	lg
Keith Mixon	10	72	7.2	0	22
Total	10	72	7.2	0	22
Opponents	3	7	2.3	0	11

Kick Returns	no.	yds	avg	tc	lg
Brian Cole	10	225	22.5	0	40
Jamal Peters	2	32	16.0	0	19
Dedrick Thomas	1	22	22.0	0	22
Total	13	279	21.5	0	40
Opponents	18	365	20.3	0	37

All Purpose	g	rust.	rcv	pi	ki	ii	tota.	avg/g
Kylin Hill	5	348	93	0	0	0	441	88.2
Nick Fitzgerald	4	318	0	0	0	0	318	79.5
Brian Cole	5	0	0	0	225	0	225	45.0
Osirus Mitchell	5	0	219	0	0	0	219	43.8
Aeris Williams	4	169	35	0	0	0	204	51.0
Total	5	1095	1071	72	279	7	2524	504.8
Opponents	5	602	832	7	365	46	1852	370.4

Total Offense	g	plays	rust.	pass	tota.	avg/g
Nick Fitzgerald	4	176	318	640	958	239.5
K. Thompson	4	49	161	397	558	139.5
Kylin Hill	5	45	348	0	348	69.6
Aeris Williams	4	24	169	0	169	42.2
Nick Gibson	3	8	43	0	43	14.3
Total	5	326	1095	1071	2166	433.2
Opponents	5	321	602	832	1434	286.8

Rushing	g	at	gain	loss	ne	avg	tc	lg	avg/g
Kylin Hill	5	45	353	5	348	7.7	3	52	69.6
Nick Fitzgerald	4	70	401	83	318	4.5	5	36	79.5
Aeris Williams	4	24	170	1	169	7.0	1	28	42.2
K. Thompson	4	15	161	0	161	10.7	3	25	40.2
Nick Gibson	3	8	50	7	43	5.4	0	20	14.3
Dontavian Lee	5	8	33	0	33	4.1	1	9	6.6
Jalen Mayden	2	6	30	0	30	5.0	0	14	15.0
Robert Rivers	2	3	21	0	21	7.0	0	9	10.5
Logan Burnett	2	1	3	0	3	3.0	0	3	1.5
Total	5	183	1222	127	1095	6.0	13	52	219.0
Opponents	5	183	765	163	602	3.3	4	36	120.4

Passing	g	effic	comp-att-int	pc.	yds	tc	lg	avg/g
Nick Fitzgerald	4	108.45	52-106-2	49.1	640	4	44	160.0
K. Thompson	4	184.85	15-34-1	44.1	397	5	84	99.2
Jalen Mayden	2	87.80	1-2-0	50.0	9	0	9	4.5
Logan Burnett	2	310.00	1-1-0	100.0	25	0	25	12.5
Total	5	127.74	69-143-3	48.3	1071	9	84	214.2
Opponents	5	107.09	78-138-5	56.5	832	3	41	166.4

Receiving	g	no.	yds	avg	tc	lg	avg/g
Osirus Mitchell	5	12	219	18.2	2	84	43.8
Stephen Guidry	5	10	192	19.2	1	39	38.4
Kylin Hill	5	9	93	10.3	2	53	18.6
Justin Johnson	5	6	109	18.2	0	34	21.8
Keith Mixon	5	6	101	16.8	1	25	20.2
Austin Williams	5	6	72	12.0	1	25	14.4
Dedrick Thomas	5	5	94	18.8	0	44	18.8
Nick Gibson	3	3	24	8.0	0	9	8.0
Farrod Green	5	3	22	7.3	0	9	4.4
Dontea Jones	5	2	38	19.0	1	21	7.6
Aeris Williams	4	2	35	17.5	1	27	8.8
Jesse Jackson	5	2	14	7.0	0	8	2.8
Devonta Jason	5	1	25	25.0	0	25	5.0
Brad Cumbest	2	1	21	21.0	0	21	10.5
Malik Dear	3	1	12	12.0	0	12	4.0
Total	5	69	1071	15.5	9	84	214.2
Opponents	5	78	832	10.7	3	41	166.4

Field Goals	fg	pct.	01-19	20-29	30-39	40-49	50-99	lg	blk
Jace Christmann	3-5	60.0	0-0	0-0	3-3	0-2	0-0	39	0

Scoring	tc	fg	PAT			dxp	sa	pts
			kick	rush	rcv	pass		
Kylin Hill	5	-	-	-	-	-	-	30
Nick Fitzgerald	5	-	-	-	-	-	-	30
Jace Christmann	-	3-5	19-19	-	-	-	-	28
K. Thompson	3	-	-	-	-	-	-	18
Aeris Williams	2	-	-	-	-	-	-	12
Osirus Mitchell	2	-	-	-	-	-	-	12
Austin Williams	1	-	-	-	-	-	-	6
Stephen Guidry	1	-	-	-	-	-	-	6
Dontavian Lee	1	-	-	-	-	-	-	6
Keith Mixon	1	-	-	-	-	-	-	6
Dontea Jones	1	-	-	-	-	-	-	6
Jordan Lawless	-	-	3-3	-	-	-	-	3
Total	22	3-5	22-22	-	-	-	-	163
Opponents	7	6-8	7-7	-	-	-	-	67

Score by Quarters	1st	2nd	3rd	4th	OT	Total
Mississippi State	41	59	35	28	0	163
Opponents	6	13	24	24	0	67

		Tackles					Sacks	Pass defense			Fumbles	blkd		
#	Defensive Leaders	gp	ua	a	tot	ttl/yds	no-yds	int-yds	brup	qbh	rcv-yds	tk	kick	saf
38	Johnathan Abram	5	17	17	34	0.5-2	.	1-0	1	.	.	.	.	.
40	Erroll Thompson	5	14	20	34	2.5-7	1.5-5	1-0	.	1	.	.	.	.
41	Mark McLaurin	5	14	14	28	2.0-2	.	.	1	.	.	.	.	.



*2018 Mississippi State Football*  
*Mississippi State Overall Team Statistics (as of Oct 02, 2018)*  
*All games*

<i>Team Statistics</i>	<i>MS</i>	<i>OPP</i>
SCORING	163	67
Points Per Game	32.6	13.4
Points Off Turnovers	14	21
FIRST DOWNS	104	82
Rushing	60	35
Passing	41	39
Penalty	3	8
RUSHING YARDAGE	1095	602
Yards gained rushing	1222	765
Yards lost rushing	127	163
Rushing Attempts	183	183
Average Per Rush	6.0	3.3
Average Per Game	219.0	120.4
TDs Rushing	13	4
PASSING YARDAGE	1071	832
Comp-Att-Int	69-143-3	78-138-5
Average Per Pass	7.5	6.0
Average Per Catch	15.5	10.7
Average Per Game	214.2	166.4
TDs Passing	9	3
TOTAL OFFENSE	2166	1434
Total Plays	326	321
Average Per Play	6.6	4.5
Average Per Game	433.2	286.8
KICK RETURNS: #-Yards	13-279	18-365
PUNT RETURNS: #-Yards	10-72	3-7
INT RETURNS: #-Yards	5-7	3-46
KICK RETURN AVERAGE	21.5	20.3
PUNT RETURN AVERAGE	7.2	2.3
INT RETURN AVERAGE	1.4	15.3
FUMBLES-LOST	2-0	3-0
PENALTIES-Yards	39-333	31-228
Average Per Game	66.6	45.6
PUNTS-Yards	19-727	30-1199
Average Per Punt	38.3	40.0
Net punt average	37.9	36.2
KICKOFFS-Yards	30-1895	18-1081
Average Per Kick	63.2	60.1
Net kick average	41.0	39.0
TIME OF POSSESSION/Game	29:31	30:29
3RD-DOWN Conversions	31/65	18/67
3rd-Down Pct	48%	27%
4TH-DOWN Conversions	2/7	4/9
4th-Down Pct	29%	44%
SACKS BY-Yards	14-97	11-78
MISC YARDS	0	0
TOUCHDOWNS SCORED	22	7
FIELD GOALS-ATTEMPTS	3-5	6-8
ON-SIDE KICKS	0-0	0-0
RED-ZONE SCORES	(16-17) 94%	(9-11) 82%
RED-ZONE TOUCHDOWNS	(13-17) 76%	(4-11) 36%
PAT-ATTEMPTS	(22-22) 100%	(7-7) 100%
ATTENDANCE	172200	109821
Games/Avg Per Game	3/57400	2/54910
Neutral Site Games		0/0

<i>Score by Quarters</i>	<i>1st</i>	<i>2nd</i>	<i>3rd</i>	<i>4th</i>	<i>OT</i>	<i>Total</i>
Mississippi State	41	59	35	28	0	163
Opponents	6	13	24	24	0	67

*2018 Mississippi State Football*  
*Mississippi State Overall Individual Statistics (as of Oct 02, 2018)*  
*All games*

<i>Rushing</i>	<i>gp</i>	<i>att</i>	<i>gain</i>	<i>loss</i>	<i>net</i>	<i>avg</i>	<i>td</i>	<i>lg</i>	<i>avg/g</i>
Kylin Hill	5	45	353	5	348	7.7	3	52	69.6
Nick Fitzgerald	4	70	401	83	318	4.5	5	36	79.5
Aeris Williams	4	24	170	1	169	7.0	1	28	42.2
K. Thompson	4	15	161	0	161	10.7	3	25	40.2
Nick Gibson	3	8	50	7	43	5.4	0	20	14.3
Dontavian Lee	5	8	33	0	33	4.1	1	9	6.6
Jalen Mayden	2	6	30	0	30	5.0	0	14	15.0
Robert Rivers	2	3	21	0	21	7.0	0	9	10.5
Logan Burnett	2	1	3	0	3	3.0	0	3	1.5
TEAM	2	3	0	31	-31	-10.3	0	0	-15.5
Total	5	183	1222	127	1095	6.0	13	52	219.0
Opponents	5	183	765	163	602	3.3	4	36	120.4

<i>Passing</i>	<i>gp</i>	<i>effic</i>	<i>comp-att-int</i>	<i>pct</i>	<i>yds</i>	<i>td</i>	<i>lg</i>	<i>avg/g</i>
Nick Fitzgerald	4	108.45	52-106-2	49.1	640	4	44	160.0
K. Thompson	4	184.85	15-34-1	44.1	397	5	84	99.2
Jalen Mayden	2	87.80	1-2-0	50.0	9	0	9	4.5
Logan Burnett	2	310.00	1-1-0	100.0	25	0	25	12.5
Total	5	127.74	69-143-3	48.3	1071	9	84	214.2
Opponents	5	107.09	78-138-5	56.5	832	3	41	166.4

<i>Receiving</i>	<i>gp</i>	<i>no.</i>	<i>yds</i>	<i>avg</i>	<i>td</i>	<i>lg</i>	<i>avg/g</i>
Osirus Mitchell	5	12	219	18.2	2	84	43.8
Stephen Guidry	5	10	192	19.2	1	39	38.4
Kylin Hill	5	9	93	10.3	2	53	18.6
Justin Johnson	5	6	109	18.2	0	34	21.8
Keith Mixon	5	6	101	16.8	1	25	20.2
Austin Williams	5	6	72	12.0	1	25	14.4
Dedrick Thomas	5	5	94	18.8	0	44	18.8
Nick Gibson	3	3	24	8.0	0	9	8.0
Farrod Green	5	3	22	7.3	0	9	4.4
Dontea Jones	5	2	38	19.0	1	21	7.6
Aeris Williams	4	2	35	17.5	1	27	8.8
Jesse Jackson	5	2	14	7.0	0	8	2.8
Devonta Jason	5	1	25	25.0	0	25	5.0
Brad Cumbest	2	1	21	21.0	0	21	10.5
Malik Dear	3	1	12	12.0	0	12	4.0
Total	5	69	1071	15.5	9	84	214.2
Opponents	5	78	832	10.7	3	41	166.4

<i>Punt Returns</i>	<i>no.</i>	<i>yds</i>	<i>avg</i>	<i>td</i>	<i>lg</i>
Keith Mixon	10	72	7.2	0	22
Total	10	72	7.2	0	22
Opponents	3	7	2.3	0	11

<i>Interceptions</i>	<i>no.</i>	<i>yds</i>	<i>avg</i>	<i>td</i>	<i>lg</i>
Erroll Thompson	1	0	0.0	0	0
Cam Dantzler	1	7	7.0	0	7
Brian Cole	1	0	0.0	0	0
Johnathan Abram	1	0	0.0	0	0
C.J. Morgan	1	0	0.0	0	0
Total	5	7	1.4	0	7
Opponents	3	46	15.3	0	35

<i>Kick Returns</i>	<i>no.</i>	<i>yds</i>	<i>avg</i>	<i>td</i>	<i>lg</i>
Brian Cole	10	225	22.5	0	40
Jamal Peters	2	32	16.0	0	19
Dedrick Thomas	1	22	22.0	0	22
Total	13	279	21.5	0	40
Opponents	18	365	20.3	0	37

<i>Fumble Returns</i>	<i>no.</i>	<i>yds</i>	<i>avg</i>	<i>td</i>	<i>lg</i>
Total	0	0	0.0	0	0
Opponents	0	0	0.0	0	0

**2018 Mississippi State Football**  
**Mississippi State Overall Individual Statistics (as of Oct 02, 2018)**  
**All games**

<i>Scoring</i>	<i>td</i>	<i>fg</i>	<i>PAT</i>				<i>dxp</i>	<i>saf</i>	<i>pts</i>
			<i>kick</i>	<i>rush</i>	<i>rcv</i>	<i>pass</i>			
Nick Fitzgerald	5	-	-	-	-	-	-	-	30
Kylin Hill	5	-	-	-	-	-	-	-	30
Jace Christmann	-	3-5	19-19	-	-	-	-	-	28
K. Thompson	3	-	-	-	-	-	-	-	18
Osirus Mitchell	2	-	-	-	-	-	-	-	12
Aeris Williams	2	-	-	-	-	-	-	-	12
Austin Williams	1	-	-	-	-	-	-	-	6
Dontavian Lee	1	-	-	-	-	-	-	-	6
Stephen Guidry	1	-	-	-	-	-	-	-	6
Keith Mixon	1	-	-	-	-	-	-	-	6
Dontea Jones	1	-	-	-	-	-	-	-	6
Jordan Lawless	-	-	3-3	-	-	-	-	-	3
Total	22	3-5	22-22	-	-	-	-	-	163
Opponents	7	6-8	7-7	-	-	-	-	-	67

<i>Total Offense</i>	<i>g</i>	<i>plays</i>	<i>rush</i>	<i>pass</i>	<i>total</i>	<i>avg/g</i>
Nick Fitzgerald	4	176	318	640	958	239.5
K. Thompson	4	49	161	397	558	139.5
Kylin Hill	5	45	348	0	348	69.6
Aeris Williams	4	24	169	0	169	42.2
Nick Gibson	3	8	43	0	43	14.3
Jalen Mayden	2	8	30	9	39	19.5
Dontavian Lee	5	8	33	0	33	6.6
Logan Burnett	2	2	3	25	28	14.0
Robert Rivers	2	3	21	0	21	10.5
TEAM	2	3	-31	0	-31	-15.5
Total	5	326	1095	1071	2166	433.2
Opponents	5	321	602	832	1434	286.8

<i>Field Goals</i>	<i>fg</i>	<i>pct.</i>	<i>01-19</i>	<i>20-29</i>	<i>30-39</i>	<i>40-49</i>	<i>50-99</i>	<i>lg</i>	<i>blk</i>
Jace Christmann	3-5	60.0	0-0	0-0	3-3	0-2	0-0	39	0

<i>FG Sequence</i>	<i>Mississippi State</i>	<i>Opponents</i>
Stephen F. Austin	40	(36),(33)
Kansas State	(30),44	(26),52
Louisiana	-	(38)
Kentucky	-	36
Florida	(34),(39)	(39),(21)

<i>Punting</i>	<i>no.</i>	<i>yds</i>	<i>avg</i>	<i>lg</i>	<i>tb</i>	<i>fc</i>	<i>i20</i>	<i>50+</i>	<i>blk</i>
Tucker Day	13	510	39.2	59	0	2	4	1	0
K. Schexnayder	6	217	36.2	47	0	3	1	0	0
Total	19	727	38.3	59	0	5	5	1	0
Opponents	30	1199	40.0	51	2	9	14	2	0

<i>Kickoffs</i>	<i>no.</i>	<i>yds</i>	<i>avg</i>	<i>tb</i>	<i>ob</i>	<i>retn</i>	<i>net</i>	<i>ydln</i>
Scott Goodman	30	1895	63.2	12	0			
Total	30	1895	63.2	12	0	20.3	41.0	24
Opponents	18	1081	60.1	4	1	21.5	39.0	26

Numbers in (parentheses) indicate field goal was made.



**2018 Mississippi State Football**  
**Mississippi State Overall Individual Statistics (as of Oct 02, 2018)**  
**All games**

<i>All Purpose</i>	<i>g</i>	<i>rush</i>	<i>rcv</i>	<i>pr</i>	<i>kr</i>	<i>ir</i>	<i>total</i>	<i>avg/g</i>
Kylin Hill	5	348	93	0	0	0	441	88.2
Nick Fitzgerald	4	318	0	0	0	0	318	79.5
Brian Cole	5	0	0	0	225	0	225	45.0
Osirus Mitchell	5	0	219	0	0	0	219	43.8
Aeris Williams	4	169	35	0	0	0	204	51.0
Stephen Guidry	5	0	192	0	0	0	192	38.4
Keith Mixon	5	0	101	72	0	0	173	34.6
K. Thompson	4	161	0	0	0	0	161	40.2
Dedrick Thoma	5	0	94	0	22	0	116	23.2
Justin Johnson	5	0	109	0	0	0	109	21.8
Austin Williams	5	0	72	0	0	0	72	14.4
Nick Gibson	3	43	24	0	0	0	67	22.3
Dontea Jones	5	0	38	0	0	0	38	7.6
Dontavian Lee	5	33	0	0	0	0	33	6.6
Jamal Peters	3	0	0	0	32	0	32	10.7
Jalen Mayden	2	30	0	0	0	0	30	15.0
Devonta Jason	5	0	25	0	0	0	25	5.0
Farrod Green	5	0	22	0	0	0	22	4.4
Brad Cumbest	2	0	21	0	0	0	21	10.5
Robert Rivers	2	21	0	0	0	0	21	10.5
Jesse Jackson	5	0	14	0	0	0	14	2.8
Malik Dear	3	0	12	0	0	0	12	4.0
Cam Dantzler	5	0	0	0	0	7	7	1.4
Logan Burnett	2	3	0	0	0	0	3	1.5
TEAM	2	-31	0	0	0	0	-31	-15.5
Total	5	1095	1071	72	279	7	2524	504.8
Opponents	5	602	832	7	365	46	1852	370.4

*2018 Mississippi State Football*  
*Mississippi State Overall Defensive Statistics (as of Oct 02, 2018)*  
*All games*

##	Defensive Leaders	gp	Tackles				Sacks no-yds	Pass defense			Fumbles		blkd		
			ua	a	tot	tfl/yds		int-yds	brup	qbh	rcv-yds	fr	kick	saf	
38	Johnathan Abram	5	17	17	34	0.5-2	.	1-0	1	.	.	.	.	.	.
40	Erroll Thompson	5	14	20	34	2.5-7	1.5-5	1-0	.	1	.	.	.	.	.
41	Mark McLaurin	5	14	14	28	2.0-3	.	.	1	.	.	.	.	.	.
10	Leo Lewis	5	13	11	24	2.5-3	.	.	1	1	.	.	.	.	.
3	Cam Dantzler	5	15	7	22	0.5-1	.	1-7	4	.	.	.	.	.	.
94	Jeffery Simmons	5	10	11	21	7.5-12	.	.	1	1	.	.	.	.	.
9	Montez Sweat	5	10	11	21	7.0-39	4.5-35	.	.	3	.	.	.	.	.
50	Tim Washington	5	3	11	14	1.5-3	.	.	.	.	.	.	.	.	.
95	Braxton Hoyett	5	4	9	13	2.5-11	1.0-9	.	.	1	.	.	.	.	.
6	Willie Gay Jr.	5	4	8	12	1.5-8	1.0-7	.	1	1	.	.	.	.	.
4	Gerri Green	5	3	8	11	4.0-20	2.5-19	.	.	1	.	.	.	.	.
32	Brian Cole	5	5	6	11	3.0-7	1.0-1	1-0	.	.	.	.	.	.	.
5	Chauncey Rivers	5	2	8	10	4.0-10	0.5-4	.	.	2	.	.	.	.	.
52	Kobe Jones	5	4	5	9	3.0-7	.	.	.	.	.	.	.	.	.
8A	M. Smitherman	5	6	3	9	.	.	.	1	.	.	.	.	.	.
43	Fletcher Adams	5	3	6	9	1.0-8	1.0-8	.	.	.	.	.	.	.	.
2	Jamal Peters	3	6	2	8	.	.	.	1	.	.	.	.	.	.
11	J. Landrews	5	5	3	8	2.0-10	1.0-9	.	.	1	.	.	.	.	.
24	Chris Rayford	5	4	1	5	.	.	.	2	.	.	.	.	.	.
19	Stephen Adegoke	5	1	4	5	.	.	.	.	.	.	.	.	.	.
34	Cory Thomas	4	2	3	5	.	.	.	.	.	.	.	.	.	.
97	Lee Autry	5	1	3	4	.	.	.	.	.	.	.	.	.	.
96	Tre Brown	5	1	3	4	.	.	.	.	.	.	.	.	.	.
90	Grant Harris	5	1	3	4	0.5-2	.	.	.	2	.	.	.	.	.
42	M. Spencer	4	1	2	3	0.5-1	.	.	.	1	.	.	.	.	.
2A	Jaylon Reed	2	2	1	3	.	.	.	.	.	.	.	.	.	.
28	Dontavian Lee	5	2	1	3	.	.	.	.	.	.	.	.	.	.
13	Tyler Williams	2	.	2	2	.	.	.	1	.	.	.	.	.	.
91	James Jackson	3	1	1	2	.	.	.	.	.	.	.	.	.	.
7A	Marcus Murphy	5	1	1	2	.	.	.	.	.	.	.	.	.	.
2E	Alec Murphy	5	1	1	2	.	.	.	.	.	.	.	.	.	.
1E	N. Watson	1	2	.	2	.	.	.	.	.	.	.	.	.	.
29	C.J. Morgan	5	1	1	2	.	.	1-0	.	.	.	.	.	.	.
3A	Devonta Jason	5	1	.	1	.	.	.	.	.	.	.	.	.	.
18	Aaron Brule	2	.	1	1	.	.	.	.	.	.	.	.	.	.
12	Shawn Preston	1	1	.	1	.	.	.	.	.	.	.	.	.	.
1	Stephen Guidry	5	1	.	1	.	.	.	.	.	.	.	.	.	.
87	Osirus Mitchell	5	1	.	1	.	.	.	.	.	.	.	.	.	.
27	K. Schexnayder	5	.	1	1	.	.	.	.	.	.	.	.	.	.
TM	TEAM	2	.	1	1	.	.	.	.	.	.	.	.	.	.
Total		5	163	190	353	46-154	14-97	5-7	14	15	.	.	.	.	.
Opponents		5	167	146	313	21-103	11-78	3-46	18	18	.	.	.	.	.

*2018 Mississippi State Football  
Mississippi State Team Game-by-Game (as of Oct 02, 2018)  
All games*

*TEAM STATISTICS*

<i>Date</i>	<i>Opponent</i>	<i>Rushing</i>				<i>Receiving</i>				<i>Passing</i>				<i>Kick Returns</i>				<i>Punt Returns</i>				<i>tot off</i>
		<i>no.</i>	<i>yds</i>	<i>td</i>	<i>lg</i>	<i>no.</i>	<i>yds</i>	<i>td</i>	<i>lg</i>	<i>cmp-att-int</i>	<i>yds</i>	<i>td</i>	<i>lg</i>	<i>no.</i>	<i>yds</i>	<i>td</i>	<i>lg</i>	<i>no.</i>	<i>yds</i>	<i>td</i>	<i>lg</i>	
Sep 01	STEPHEN F. AUSTIN	37	220	4	25	15	398	5	84	15-34-0	398	5	84	2	59	0	40	6	64	0	22	618
Sep 08	at Kansas State	39	384	2	52	11	154	2	32	11-27-1	154	2	32	3	69	0	37	1	-1	0	0	538
Sep 15	LOUISIANA	47	331	6	36	16	276	2	44	16-24-1	276	2	44	2	46	0	28	1	6	0	6	607
Sep 22	at Kentucky	28	56	1	12	16	145	0	24	16-32-1	145	0	24	3	60	0	22	2	3	0	3	201
Sep 29	FLORIDA	32	104	0	17	11	98	0	17	11-26-0	98	0	17	3	45	0	17	0	0	0	0	202
		183	1095	13	52	69	1071	9	84	69-143-3	1071	9	84	13	279	0	40	10	72	0	22	2166
Opponents		183	602	4	36	78	832	3	41	78-138-5	832	3	41	18	365	0	37	3	7	0	11	1434

Games: 5 • Avg/rush: 6.0 • Avg/catch: 15.5 • Pass effc: 127.74 • KR avg: 21.5 • PR avg: 7.2 • All purpose avg/game: 504.8 • Total offense avg/gm: 433.2

<i>Date</i>	<i>Opponent</i>	<i>Tackles</i>				<i>Sacks</i>	<i>Fumble</i>		<i>Pass Defense</i>			<i>blkd</i>	<i>PAT Attempts</i>			<i>off</i>		
		<i>ua</i>	<i>a</i>	<i>total</i>	<i>tfl-yds</i>	<i>no-yds</i>	<i>ff</i>	<i>fr-yds</i>	<i>int-yds</i>	<i>qbh</i>	<i>brup</i>	<i>kick</i>	<i>kick</i>	<i>rush</i>	<i>rcv</i>	<i>saf</i>	<i>t/o</i>	<i>pts</i>
Sep 01	STEPHEN F. AUSTIN	39	44	83	17.0-53	4.0-29	0	0-0	1-0	2	7	0	9-9	0	0	0	7	63
Sep 08	at Kansas State	42	8	50	8.0-25	4.0-16	0	0-0	1-0	7	2	0	4-4	0	0	0	7	31
Sep 15	LOUISIANA	24	48	72	8.0-21	2.0-12	0	0-0	1-0	3	1	0	8-8	0	0	0	0	56
Sep 22	at Kentucky	34	30	64	10.0-41	3.0-30	0	0-0	1-0	0	0	0	1-1	0	0	0	0	7
Sep 29	FLORIDA	24	60	84	3.0-14	1.0-10	0	0-0	1-7	3	4	0	0-0	0	0	0	0	6
		163	190	353	46.0-154	14.0-97	0	0-0	5-7	15	14	0	22-22	0	0	0	14	163
Opponents		167	146	313	21.0-103	11.0-78	0	0-0	3-46	18	18	0	7-7	0	0	0	21	67

<i>Date</i>	<i>Opponent</i>	<i>Punting</i>										<i>Field Goals</i>			<i>Kickoffs</i>			
		<i>no.</i>	<i>yds</i>	<i>avg</i>	<i>long</i>	<i>blkd</i>	<i>tb</i>	<i>fc</i>	<i>50+</i>	<i>i20</i>	<i>md-att</i>	<i>long</i>	<i>blkd</i>	<i>no.</i>	<i>yds</i>	<i>avg</i>	<i>tb</i>	<i>ob</i>
Sep 01	STEPHEN F. AUSTIN	3	123	41.0	48	0	0	0	0	1	0-1	0	0	10	643	64.3	4	0
Sep 08	at Kansas State	1	34	34.0	34	0	0	0	0	0	1-2	30	0	6	364	60.7	1	0
Sep 15	LOUISIANA	1	43	43.0	43	0	0	0	0	0	0-0	0	0	9	585	65.0	6	0
Sep 22	at Kentucky	8	301	37.6	59	0	0	2	1	3	0-0	0	0	2	114	57.0	0	0
Sep 29	FLORIDA	6	226	37.7	47	0	0	3	0	1	2-2	39	0	3	189	63.0	1	0
		19	727	38.3	59	0	0	5	1	5	3-5	39	0	30	1895	63.2	12	0
Opponents		30	1199	40.0	51	0	2	9	2	14	6-8	39	0	18	1081	60.1	4	1



*2018 Mississippi State Football  
Mississippi State Opponent Game-by-Game (as of Oct 02, 2018)  
All games*

*OPPONENT STATISTICS*

<i>Date</i>	<i>Opponent</i>	<i>Rushing</i>				<i>Receiving</i>				<i>Passing</i>				<i>Kick Returns</i>				<i>Punt Returns</i>				<i>tot</i>	
		<i>no.</i>	<i>yds</i>	<i>td</i>	<i>lg</i>	<i>no.</i>	<i>yds</i>	<i>td</i>	<i>lg</i>	<i>cmp-att-int</i>	<i>yds</i>	<i>td</i>	<i>lg</i>	<i>no.</i>	<i>yds</i>	<i>td</i>	<i>lg</i>	<i>no.</i>	<i>yds</i>	<i>td</i>	<i>lg</i>	<i>off</i>	<i>def</i>
Sep 01	STEPHEN F. AUSTIN	41	77	0	18	15	177	0	26	15-37-1	177	0	26	6	121	0	25	0	0	0	0	254	
Sep 08	at Kansas State	35	113	0	16	9	100	1	23	9-21-1	100	1	23	5	127	0	37	0	0	0	0	213	
Sep 15	LOUISIANA	26	65	0	15	23	245	1	41	23-34-1	245	1	41	3	54	0	19	1	-2	0	0	310	
Sep 22	at Kentucky	47	229	4	36	8	71	0	23	8-14-1	71	0	23	2	36	0	23	0	0	0	0	300	
Sep 29	FLORIDA	34	118	0	22	23	239	1	20	23-32-1	239	1	20	2	27	0	21	2	9	0	11	357	
		183	602	4	36	78	832	3	41	78-138-5	832	3	41	18	365	0	37	3	7	0	11	1434	
Mississippi State		183	1095	13	52	69	1071	9	84	69-143-3	1071	9	84	13	279	0	40	10	72	0	22	2166	

Games: 5 • Avg/rush: 3.3 • Avg/catch: 10.7 • Pass effic: 107.09 • KR avg: 20.3 • PR avg: 2.3 • All purpose avg/game: 370.4 • Total offense avg/gm: 286.8

<i>Date</i>	<i>Opponent</i>	<i>Tackles</i>				<i>Sacks</i>	<i>Fumble</i>		<i>Pass Defense</i>			<i>blkd</i>	<i>PAT Attempts</i>			<i>off</i>		
		<i>ua</i>	<i>a</i>	<i>total</i>	<i>tfl-yds</i>	<i>no-yds</i>	<i>ff</i>	<i>fr-yds</i>	<i>int-yds</i>	<i>qbh</i>	<i>brup</i>	<i>kick</i>	<i>kick</i>	<i>rush</i>	<i>rcv</i>	<i>saf</i>	<i>t/o</i>	<i>pts</i>
Sep 01	STEPHEN F. AUSTIN	29	38	67	1.0-2	0.0-0	0	0-0	0-0	6	3	0	0-0	0	0	0	0	6
Sep 08	at Kansas State	41	10	51	1.0-4	0.0-0	0	0-0	1-11	5	5	0	1-1	0	0	0	7	10
Sep 15	LOUISIANA	36	40	76	7.0-28	2.0-16	0	0-0	1-0	1	0	0	1-1	0	0	0	7	10
Sep 22	at Kentucky	32	26	58	4.0-27	3.0-23	0	0-0	1-35	4	6	0	4-4	0	0	0	7	28
Sep 29	FLORIDA	29	32	61	8.0-42	6.0-39	0	0-0	0-0	2	4	0	1-1	0	0	0	0	13
Mississippi State		167	146	313	21.0-103	11.0-78	0	0-0	3-46	18	18	0	7-7	0	0	0	21	67
		163	190	353	46.0-154	14.0-97	0	0-0	5-7	15	14	0	22-22	0	0	0	14	163

		Punting									Field Goals			Kickoffs				
Date	Opponent	no.	yds	avg	long	blkd	tb	fc	50+	i20	md-att	long	blkd	no.	yds	avg	tb	ob
Sep 01	STEPHEN F. AUSTIN	10	385	38.5	45	0	0	1	0	2	2-2	36	0	3	177	59.0	0	1
Sep 08	at Kansas State	6	238	39.7	47	0	1	1	0	3	1-2	26	0	3	174	58.0	0	0
Sep 15	LOUISIANA	4	169	42.2	51	0	0	3	1	2	1-1	38	0	3	180	60.0	1	0
Sep 22	at Kentucky	5	221	44.2	49	0	1	1	0	2	0-1	0	0	5	300	60.0	2	0
Sep 29	FLORIDA	5	186	37.2	50	0	0	3	1	5	2-2	39	0	4	250	62.5	1	0
		30	1199	40.0	51	0	2	9	2	14	6-8	39	0	18	1081	60.1	4	1
Mississippi State		19	727	38.3	59	0	0	5	1	5	3-5	39	0	30	1895	63.2	12	0

*2018 Mississippi State Football  
Mississippi State Game Superlatives (as of Oct 02, 2018)  
All games*

*INDIVIDUAL GAME HIGHS*

Rushes	20	Nick Fitzgerald vs Florida (Sep 29, 2018)
Yards Rushing	211	Kylin Hill at Kansas State (Sep 08, 2018)
TD Rushes	4	Nick Fitzgerald vs Louisiana (Sep 15, 2018)
Long Rush	52	Kylin Hill at Kansas State (Sep 08, 2018)
Pass attempts	32	Nick Fitzgerald at Kentucky (Sep 22, 2018)
Pass completions	16	Nick Fitzgerald at Kentucky (Sep 22, 2018)
Yards Passing	364	K. Thompson vs Stephen F. Austin (Sep 01, 2018)
TD Passes	5	K. Thompson vs Stephen F. Austin (Sep 01, 2018)
Long Pass	84	K. Thompson vs Stephen F. Austin (Sep 01, 2018)
Receptions	6	Osirus Mitchell at Kentucky (Sep 22, 2018)
Yards Receiving	114	Osirus Mitchell vs Stephen F. Austin (Sep 01, 2018)
TD Receptions	2	Osirus Mitchell vs Stephen F. Austin (Sep 01, 2018)
Long Reception	84	Osirus Mitchell vs Stephen F. Austin (Sep 01, 2018)
Field Goals	2	Jace Christmann vs Florida (Sep 29, 2018)
Long Field Goal	39	Jace Christmann vs Florida (Sep 29, 2018)
Punts	7	Tucker Day at Kentucky (Sep 22, 2018)
Punting Avg	45.0	Tucker Day vs Florida (Sep 29, 2018)
Long Punt	59	Tucker Day at Kentucky (Sep 22, 2018)
Punts inside 20	3	Tucker Day at Kentucky (Sep 22, 2018)
Long Punt Return	22	Keith Mixon vs Stephen F. Austin (Sep 01, 2018)
Long Kickoff Return	40	Brian Cole vs Stephen F. Austin (Sep 01, 2018)
Tackles	14	Erroll Thompson vs Florida (Sep 29, 2018)
Sacks	2.0	Montez Sweat vs Stephen F. Austin (Sep 01, 2018)
Tackles For Loss	3.5	Montez Sweat vs Stephen F. Austin (Sep 01, 2018)
	3.5	Jeffery Simmons vs Stephen F. Austin (Sep 01, 2018)
Interceptions	1	C.J. Morgan vs Stephen F. Austin (Sep 01, 2018)
	1	Erroll Thompson at Kansas State (Sep 08, 2018)
	1	Johnathan Abram vs Louisiana (Sep 15, 2018)
	1	Brian Cole at Kentucky (Sep 22, 2018)
	1	Cam Dantzler vs Florida (Sep 29, 2018)

*2018 Mississippi State Football  
Mississippi State Game Superlatives (as of Oct 02, 2018)  
All games*

*TEAM GAME HIGHS*

Rushes	47	vs Louisiana (Sep 15, 2018)
Yards Rushing	384	at Kansas State (Sep 08, 2018)
Yards Per Rush	9.8	at Kansas State (Sep 08, 2018)
TD Rushes	6	vs Louisiana (Sep 15, 2018)
Pass attempts	34	vs Stephen F. Austin (Sep 01, 2018)
Pass completions	16	vs Louisiana (Sep 15, 2018)
	16	at Kentucky (Sep 22, 2018)
Yards Passing	398	vs Stephen F. Austin (Sep 01, 2018)
Yards Per Pass	11.7	vs Stephen F. Austin (Sep 01, 2018)
TD Passes	5	vs Stephen F. Austin (Sep 01, 2018)
Total Plays	71	vs Stephen F. Austin (Sep 01, 2018)
	71	vs Louisiana (Sep 15, 2018)
Total Offense	618	vs Stephen F. Austin (Sep 01, 2018)
Yards Per Play	8.7	vs Stephen F. Austin (Sep 01, 2018)
Points	63	vs Stephen F. Austin (Sep 01, 2018)
Sacks By	4	vs Stephen F. Austin (Sep 01, 2018)
	4	at Kansas State (Sep 08, 2018)
First Downs	29	vs Louisiana (Sep 15, 2018)
Penalties	16	at Kentucky (Sep 22, 2018)
Penalty Yards	139	at Kentucky (Sep 22, 2018)
Turnovers	1	at Kansas State (Sep 08, 2018)
	1	vs Louisiana (Sep 15, 2018)
	1	at Kentucky (Sep 22, 2018)
Interceptions By	1	vs Stephen F. Austin (Sep 01, 2018)
	1	at Kansas State (Sep 08, 2018)
	1	vs Louisiana (Sep 15, 2018)
	1	at Kentucky (Sep 22, 2018)
	1	vs Florida (Sep 29, 2018)
Punts	8	at Kentucky (Sep 22, 2018)
Punting Avg	43.0	vs Louisiana (Sep 15, 2018)
Long Punt	59	at Kentucky (Sep 22, 2018)
Punts inside 20	3	at Kentucky (Sep 22, 2018)
Long Punt Return	22	vs Stephen F. Austin (Sep 01, 2018)

*2018 Mississippi State Football  
Mississippi State Game Superlatives (as of Oct 02, 2018)  
All games*

*OPPONENT INDIVIDUAL GAME HIGHS*

Rushes	25	Benny Snell, at Kentucky (Sep 22, 2018)
Yards Rushing	165	Benny Snell, at Kentucky (Sep 22, 2018)
TD Rushes	4	Benny Snell, at Kentucky (Sep 22, 2018)
Long Rush	36	Benny Snell, at Kentucky (Sep 22, 2018)
Pass attempts	31	F. Franks, vs Florida (Sep 29, 2018)
Pass completions	22	F. Franks, vs Florida (Sep 29, 2018)
Yards Passing	224	Andre Nunez, vs Louisiana (Sep 15, 2018)
TD Passes	1	Thompson, S., at Kansas State (Sep 08, 2018)
	1	Andre Nunez, vs Louisiana (Sep 15, 2018)
	1	K. Toney, vs Florida (Sep 29, 2018)
Long Pass	41	Andre Nunez, vs Louisiana (Sep 15, 2018)
Receptions	7	Ryheem Malone, vs Louisiana (Sep 15, 2018)
Yards Receiving	76	Keenan Barnes, vs Louisiana (Sep 15, 2018)
TD Receptions	1	Schoen, Dalton, at Kansas State (Sep 08, 2018)
	1	J. Bradley, vs Louisiana (Sep 15, 2018)
	1	M. Stephens, vs Florida (Sep 29, 2018)
Long Reception	41	Keenan Barnes, vs Louisiana (Sep 15, 2018)
Field Goals	2	Storm Ruiz, vs Stephen F. Austin (Sep 01, 2018)
	2	E. McPherson, vs Florida (Sep 29, 2018)
Long Field Goal	39	E. McPherson, vs Florida (Sep 29, 2018)
Punts	9	Caleb Lewallen, vs Stephen F. Austin (Sep 01, 2018)
Punting Avg	44.2	Max Duffy, at Kentucky (Sep 22, 2018)
Long Punt	51	Rhys Byrns, vs Louisiana (Sep 15, 2018)
Punts inside 20	5	T. Townsend, vs Florida (Sep 29, 2018)
Long Punt Return	11	F. Swain, vs Florida (Sep 29, 2018)
Long Kickoff Return	37	Shelley, Duke, at Kansas State (Sep 08, 2018)
Tackles	9	Darius West, at Kentucky (Sep 22, 2018)
Sacks	2.0	J. Polite, vs Florida (Sep 29, 2018)
Tackles For Loss	2.0	Chauncey Manac, vs Louisiana (Sep 15, 2018)
	2.0	Josh Allen, at Kentucky (Sep 22, 2018)
	2.0	J. Polite, vs Florida (Sep 29, 2018)
Interceptions	1	Hubert, Wyatt, at Kansas State (Sep 08, 2018)
	1	Eric Garror, vs Louisiana (Sep 15, 2018)
	1	Tyrell Ajian, at Kentucky (Sep 22, 2018)



*2018 Mississippi State Football  
Mississippi State Game Superlatives (as of Oct 02, 2018)  
All games*

*OPPONENT TEAM GAME HIGHS*

Rushes	47	at Kentucky (Sep 22, 2018)
Yards Rushing	229	at Kentucky (Sep 22, 2018)
Yards Per Rush	4.9	at Kentucky (Sep 22, 2018)
TD Rushes	4	at Kentucky (Sep 22, 2018)
Pass attempts	37	vs Stephen F. Austin (Sep 01, 2018)
Pass completions	23	vs Louisiana (Sep 15, 2018)
	23	vs Florida (Sep 29, 2018)
Yards Passing	245	vs Louisiana (Sep 15, 2018)
Yards Per Pass	7.5	vs Florida (Sep 29, 2018)
TD Passes	1	at Kansas State (Sep 08, 2018)
	1	vs Louisiana (Sep 15, 2018)
	1	vs Florida (Sep 29, 2018)
Total Plays	78	vs Stephen F. Austin (Sep 01, 2018)
Total Offense	357	vs Florida (Sep 29, 2018)
Yards Per Play	5.4	vs Florida (Sep 29, 2018)
Points	28	at Kentucky (Sep 22, 2018)
Sacks By	6	vs Florida (Sep 29, 2018)
First Downs	20	vs Florida (Sep 29, 2018)
Penalties	11	vs Florida (Sep 29, 2018)
Penalty Yards	90	vs Florida (Sep 29, 2018)
Turnovers	1	vs Stephen F. Austin (Sep 01, 2018)
	1	at Kansas State (Sep 08, 2018)
	1	vs Louisiana (Sep 15, 2018)
	1	at Kentucky (Sep 22, 2018)
	1	vs Florida (Sep 29, 2018)
Interceptions By	1	at Kansas State (Sep 08, 2018)
	1	vs Louisiana (Sep 15, 2018)
	1	at Kentucky (Sep 22, 2018)
Punts	10	vs Stephen F. Austin (Sep 01, 2018)
Punting Avg	44.2	at Kentucky (Sep 22, 2018)
Long Punt	51	vs Louisiana (Sep 15, 2018)
Punts inside 20	5	vs Florida (Sep 29, 2018)
Long Punt Return	11	vs Florida (Sep 29, 2018)

*Mississippi State Inside Opponent Red-Zone*

16 of 17 (94.1%)

9 of 11 (81.8%)

*2018 Mississippi State Football  
Mississippi State By-Quarter Statistics (as of Oct 02, 2018)  
All games*

*3rd-Down Conversions*

<i>Date</i>	<i>Opponent</i>	<i>Score</i>	<i>Overall</i>		<i>1st Qtr</i>		<i>2nd Qtr</i>		<i>3rd Qtr</i>		<i>4th Qtr</i>		<i>Overtime</i>	
Sep 01, 2018	STEPHEN F. AUSTIN	W 63-6	7-13	53.8	1-2	50.0	3-4	75.0	0-3	0.0	3-4	75.0		
Sep 08, 2018	at Kansas State	W 31-10	7-12	58.3	2-4	50.0	1-2	50.0	1-2	50.0	3-4	75.0		
Sep 15, 2018	LOUISIANA	W 56-10	8-11	72.7	4-5	80.0	3-3	100.0	0-1	0.0	1-2	50.0		
Sep 22, 2018	at Kentucky	L 7-28	7-17	41.2	1-3	33.3	3-5	60.0	3-5	60.0	0-4	0.0		
Sep 29, 2018	FLORIDA	L 6-13	2-12	16.7	0-2	0.0	1-3	33.3	1-3	33.3	0-4	0.0		
Mississippi State			31-65	47.7	8-16	50.0	11-17	64.7	5-14	35.7	7-18	38.9	0-0	0.0
Opponents			18-67	26.9	4-17	23.5	5-17	29.4	7-17	41.2	2-16	12.5	0-0	0.0

*4th-Down Conversions*

<i>Date</i>	<i>Opponent</i>	<i>Score</i>	<i>Overall</i>		<i>1st Qtr</i>		<i>2nd Qtr</i>		<i>3rd Qtr</i>		<i>4th Qtr</i>		<i>Overtime</i>	
Sep 01, 2018	STEPHEN F. AUSTIN	W 63-6	1-2	50.0	0-0	0.0	1-1	100.0	0-0	0.0	0-1	0.0		
Sep 08, 2018	at Kansas State	W 31-10	0-1	0.0	0-0	0.0	0-1	0.0	0-0	0.0	0-0	0.0		
Sep 15, 2018	LOUISIANA	W 56-10	1-1	100.0	1-1	100.0	0-0	0.0	0-0	0.0	0-0	0.0		
Sep 22, 2018	at Kentucky	L 7-28	0-1	0.0	0-0	0.0	0-0	0.0	0-0	0.0	0-1	0.0		
Sep 29, 2018	FLORIDA	L 6-13	0-2	0.0	0-0	0.0	0-1	0.0	0-0	0.0	0-1	0.0		
Mississippi State			2-7	28.6	1-1	100.0	1-3	33.3	0-0	0.0	0-3	0.0	0-0	0.0
Opponents			4-9	44.4	0-1	0.0	1-3	33.3	0-0	0.0	3-5	60.0	0-0	0.0

*Time of Possession*

<i>Date</i>	<i>Opponent</i>	<i>Score</i>	<i>Overall</i>		<i>1st Qtr</i>		<i>2nd Qtr</i>		<i>3rd Qtr</i>		<i>4th Qtr</i>		<i>Overtime</i>	
Sep 01, 2018	STEPHEN F. AUSTIN	W 63-6	28:44		4:56		8:03		6:14		9:31			
Sep 08, 2018	at Kansas State	W 31-10	30:34		8:47		3:55		7:24		10:28			
Sep 15, 2018	LOUISIANA	W 56-10	32:59		8:56		7:27		8:31		8:05			
Sep 22, 2018	at Kentucky	L 7-28	29:03		5:12		9:28		8:45		5:38			
Sep 29, 2018	FLORIDA	L 6-13	26:13		7:47		8:42		4:50		4:54			
Mississippi State			Total	147:33	35:38		37:35		35:44		38:36		0:00	
			Avg.	29:30	7:07		7:31		7:08		7:43		0:00	
Opponents			Total	152:27	39:22		37:25		39:16		36:24		0:00	
			Avg.	30:29	7:52		7:29		7:51		7:16		0:00	



## JOHNATHAN ABRAM

38

Safety • 6-0 • 215 • 1L • Senior  
Columbia, Miss. (Jones County JC)

### ABRAM'S QUICK HITS

- Came to MSU as the No. 1 junior college safety prior to beginning career at Georgia
- Tied for the team lead in tackles with 34
- Made at least five tackles in 13 of his 18 appearances as a Bulldog
- Opened senior campaign with a team-leading eight tackles vs. Stephen F. Austin (9/1)
- Led Bulldogs in total tackles for second consecutive week with eight, including seven solo stops, at Kansas State (9/8)
- Seeing action in the second half against Louisiana (9/15), racked up four tackles and caught the first interception of his career during the third quarter
- Matched season high with eight tackles against Florida (9/29) and recorded his first pass break-up of his senior season

### ABRAM'S CAREER STATS

YEAR	G/GS	TT	UA	A	TFL-YDS	SCK-YDS	FF/FR	PBU	INT-YDS
2017	13/7	71	43	28	5.0-25	2.0-18	2/0	5	0-0
2018	5/4	34	17	17	0.5-2	0.0-0	0/0	1	1-0
TOTAL	18/11	105	60	45	5.5-27	2.0-18	2/0	6	1-0

### ABRAM'S 2018 GAME-BY-GAME STATS

OPPONENT	TT	UA	A	TFL-YDS	SCK-YDS	FF/FR	PBU	INT-YDS
Stephen F. Austin*	8	5	3	0.5-2	0.0-0	0/0	0	0-0
at Kansas State*	8	7	1	0.0-0	0.0-0	0/0	0	0-0
Louisiana	4	0	4	0.0-0	0.0-0	0/0	0	1-0
at Kentucky*	6	5	1	0.0-0	0.0-0	0/0	0	0-0
Florida*	8	0	8	0.0-0	0.0-0	0/0	1	0-0
TOTAL	34	17	17	0.5-2	0.0-0	0/0	1	1-0



## FLETCHER ADAMS

43

Defensive End • 6-2 • 265 • 2L • Junior  
Brandon, Miss. (Brandon)

### ADAMS' QUICK HITS

- Made a tackle in 25 of his 29 total appearances as a Bulldog
- Recorded three solo tackles at Kansas State (9/8) and set a career high with a sack for a loss of eight yards
- Has two brothers, Tyler, who played basketball at Georgetown, and Nelson, a former teammate at Mississippi State

### ADAMS' CAREER STATS

YEAR	G/GS	TT	UA	A	TFL-YDS	SCK-YDS	FF/FR	PBU	INT-YDS
2016	11/0	16	4	12	0.5-2	0.0-0	0/0	0	0-0
2017	13/6	26	9	17	3.5-15	0.5-2	1/0	1	0-0
2018	5/0	9	3	6	1.0-8	1.0-8	0/0	0	0-0
TOTAL	29/6	51	16	35	5.0-25	1.5-10	1/0	1	0-0

### ADAMS' 2018 GAME-BY-GAME STATS

OPPONENT	TT	UA	A	TFL-YDS	SCK-YDS	FF/FR	PBU	INT-YDS
Stephen F. Austin	2	0	2	0.0-0	0.0-0	0/0	0	0-0
at Kansas State	3	3	0	1.0-8	1.0-8	0/0	0	0-0
Louisiana	1	0	1	0.0-0	0.0-0	0/0	0	0-0
at Kentucky	1	0	1	0.0-0	0.0-0	0/0	0	0-0
Florida	2	0	2	0.0-0	0.0-0	0/0	0	0-0
TOTAL	9	3	6	1.0-8	1.0-8	0/0	0	0-0



## LEE AUTRY

97

Defensive Tackle • 6-2 • 310 • 2L • Junior  
Albemarle, N.C. (Itawamba [MS] CC)

### AUTRY'S QUICK HITS

- Redshirted in 2017 after spending two seasons at Itawamba Community College
- Rated No. 2 JUCO defensive tackle by ESPN
- Brother is current Indianapolis Colt and former MSU defensive lineman Denico Autry (2012-13)
- Made MSU debut versus Stephen F. Austin (9/1) and recorded three tackles

### AUTRY'S CAREER STATS

YEAR	G/GS	TT	UA	A	TFL-YDS	SCK-YDS	FF/FR	PBU	INT-YDS
2018	5/0	4	1	3	0.0-0	0.0-0	0/0	0	0-0
TOTAL	5/0	4	1	3	0.0-0	0.0-0	0/0	0	0-0

### AUTRY'S 2018 GAME-BY-GAME STATS

OPPONENT	TT	UA	A	TFL-YDS	SCK-YDS	FF/FR	PBU	INT-YDS
Stephen F. Austin	3	1	2	0.0-0	0.0-0	0/0	0	0-0
at Kansas State	0	0	0	0.0-0	0.0-0	0/0	0	0-0
Louisiana	1	0	1	0.0-0	0.0-0	0/0	0	0-0
at Kentucky	0	0	0	0.0-0	0.0-0	0/0	0	0-0
Florida	0	0	0	0.0-0	0.0-0	0/0	0	0-0
TOTAL	4	1	3	0.0-0	0.0-0	0/0	0	0-0



## TRE BROWN

96

Defensive Tackle • 6-4 • 315 • 1L • Senior  
Ackerman, Miss. (Copiah-Lincoln [MS] CC)

### BROWN'S QUICK HITS

- Came to MSU as one of the nation's top junior college defensive lineman after playing two seasons at Copiah-Lincoln
- Recorded at least one tackle in 12 of 18 games as a Bulldog

### BROWN'S CAREER STATS

YEAR	G/GS	TT	UA	A	TFL-YDS	SCK-YDS	FF/FR	PBU	INT-YDS
2017	13/0	16	7	9	2.5-6	0.0-0	1/1	0	0-0
2018	5/0	4	1	3	0.0-0	0.0-0	0/0	0	0-0
TOTAL	18/0	20	8	12	2.5-6	0.0-0	1/1	0	0-0

### BROWN'S 2018 GAME-BY-GAME STATS

OPPONENT	TT	UA	A	TFL-YDS	SCK-YDS	FF/FR	PBU	INT-YDS
Stephen F. Austin	2	1	1	0.0-0	0.0-0	0/0	0	0-0
at Kansas State	1	0	1	0.0-0	0.0-0	0/0	0	0-0
Louisiana	0	0	0	0.0-0	0.0-0	0/0	0	0-0
at Kentucky	0	0	0	0.0-0	0.0-0	0/0	0	0-0
Florida	1	0	1	0.0-0	0.0-0	0/0	0	0-0
TOTAL	4	1	3	0.0-0	0.0-0	0/0	0	0-0





## JACE CHRISTMANN

47

Kicker • 6-0 • 200 • 1L • Sophomore  
Houston, Texas (Memorial)

### CHRISTMANN'S QUICK HITS

- Walk-on who turned in an impressive debut performance en route to 2017 Freshman All-American (FWAA) and SEC All-Freshman Team honors
- Serves as MSU's primary place kicker
- Named to 2018 Lou Groza Award Watch List
- Connected on 15 of 19 career field goal attempts with a career long of 45 yards
- Surpassed Vic Nickles (1973-74) for 10th place in MSU history for career history in PATs made with a perfect mark of 61 of 61
- Enters the sixth week of the season 3 of 5 on field goal attempts and 19 of 19 on PATs
- Scored MSU's lone points against Florida (9/29) with a 34-yard and a season-long 39-yard field goal

### CHRISTMANN'S CAREER FIELD GOAL BREAKDOWN

YEAR	1-19	20-29	30-39	40-49	50+	LG	BLK
2017	0-0	6-6	3-3	3-5	0-0	45	0
2018	0-0	0-0	3-3	0-2	0-0	39	0
TOTAL	0-0	6-6	6-6	3-7	0-0	45	0

### CHRISTMANN'S 2018 FIELD GOAL SEQUENCE

OPPONENT	MADE	MISSED
Stephen F. Austin	N/A	40
at Kansas State	30	44
Louisiana	N/A	N/A
at Kentucky	N/A	N/A
Florida	34, 39	N/A



## BRIAN COLE

32

Safety • 6-2 • 210 • RS • Junior  
Saginaw, Mich. (East Mississippi CC)

### COLE'S QUICK HITS

- Redshirted in 2017 after seasons at EMCC and Michigan
- Primary kick returner for MSU and averages 22.5 yards per return
- Made MSU debut with a start in the season opener versus Stephen F. Austin (9/1)
- Recorded two tackles, including a tackle for loss, against the Lumberjacks. Also saw special teams action with two kick returns for 59 yards
- Lone tackle at Kansas State (9/8) was his first sack as a Bulldog
- Grabbed a tackle for loss at Kentucky and was targeted in coverage just one time against the Wildcats, which resulted in the first interception of his career
- Set career high with six total tackles, including three solo stops, versus Florida (9/29)

### COLE'S CAREER STATS

YEAR	G/GS	TT	UA	A	TFL-YDS	SCK-YDS	FF/FR	PBU	INT-YDS
2018	5/4	11	2	3	3.0-7	1.0-1	0/0	0	1-0
TOTAL	5/4	11	5	6	3.0-7	1.0-1	0/0	0	1-0

### COLE'S KICK RETURN STATS

YEAR	G/GS	NO.	YDS	AVG	LG	TD
2018	5/4	10	225	22.5	40	0
TOTAL	5/4	10	225	22.5	40	0

### COLE'S 2018 GAME-BY-GAME STATS

OPPONENT	TT	UA	A	TFL-YDS	SCK-YDS	FF/FR	PBU	INT-YDS
Stephen F. Austin*	2	0	2	1.0-1	0.0-0	0/0	0	0-0
at Kansas State	1	1	0	1.0-1	1.0-1	0/0	0	0-0
Louisiana*	1	0	1	0.0-0	0.0-0	0/0	0	0-0
at Kentucky*	1	1	0	1.0-5	0.0-0	0/0	0	1-0
Florida*	6	3	3	0.0-0	0.0-0	0/0	0	0-0
TOTAL	11	2	3	3.0-7	1.0-1	0/0	0	1-0



## CAMERON DANTZLER

3

Cornerback • 6-2 • 175 • 1L • Sophomore  
Hammond, La. (St. Thomas Aquinas)

### DANTZLER'S QUICK HITS

- Appeared in 13 contests as a redshirt freshman in 2017 and earned a starting role over the course of spring and fall camps
- Made first collegiate start in MSU's season opener versus Stephen F. Austin (9/1), recording three tackles
- Targeted seven times against SFA and only allowed one catch for five yards while recording a career-best three pass break-ups
- Set a career high with seven tackles, including six solo stops, versus Louisiana (9/15)
- Grabbed six tackles at Kentucky (9/22) and recorded his first tackle for loss of the season
- Collected five tackles and secured his first interception of the season against Florida (9/29). The pick was the second of his career and his first since the 2017 TaxSlayer Bowl

### DANTZLER'S CAREER STATS

YEAR	G/GS	TT	UA	A	TFL-YDS	SCK-YDS	FF/FR	PBU	INT-YDS
2017	13/0	25	15	10	2.0-9	0.0-0	0/0	3	1-15
2018	5/5	22	15	7	0.5-1	0.0-0	0/0	4	1-7
TOTAL	18/5	47	30	17	2.5-10	0.0-0	0/0	7	2-22

### DANTZLER'S 2018 GAME-BY-GAME STATS

OPPONENT	TT	UA	A	TFL-YDS	SCK-YDS	FF/FR	PBU	INT-YDS
Stephen F. Austin*	3	2	1	0.0-0	0.0-0	0/0	3	0-0
at Kansas State*	1	1	0	0.0-0	0.0-0	0/0	1	0-0
Louisiana*	7	6	1	0.0-0	0.0-0	0/0	0	0-0
at Kentucky*	6	4	2	0.5-1	0.0-0	0/0	0	0-0
Florida*	5	2	3	0.0-0	0.0-0	0/0	0	1-7
TOTAL	22	15	7	0.5-1	0.0-0	0/0	4	1-7



## TUCKER DAY

42

Punter/Kicker • 6-0 • 205 • 1L • Sophomore  
Brentwood, Tenn. (Brentwood)

### DAY'S QUICK HITS

- Versatile specialist that has seen time at punter over the 2018 season
- No. 1 punter out of high school according to Chris Sailer Kicking
- Averages 39.2 yards per punt
- Attempted the first punts of his career in MSU's season opener versus Stephen F. Austin (9/1). Punted three times against the Lumberjacks for 123 total yards (41.0 avg.)
- Set a career high with seven punts at Kentucky (9/22) for 265 total yards (37.9 avg.). Including a career-long of 59 yards, and pinned the Wildcats inside their own 20 on three occasions

### DAY'S CAREER PUNTING STATS

YEAR	G	NO.	YARDS	LG	AVG	120	50+
2017	2	0	0	0	0.0	0	0
2018	5	13	510	59	39.2	4	1
TOTAL	7	13	510	59	39.2	4	1



## MALIK DEAR

9

Wide Receiver • 5-9 • 225 • 2L • Junior  
Jackson, Miss. (Murrah)

### DEAR'S QUICK HITS

- Nickname is "Weeble"
- Veteran wide receiver that was a starter in 2016
- Played in 26 career games and accounted for six touchdowns
- Missed the entire 2017 season after suffering an ACL injury in March during spring practices
- Saw first action since 2016 and recorded a 12-yard reception against Louisiana (9/15)

### DEAR'S CAREER RECEIVING STATS

YEAR	G/GS	NO.	YDS	AVG.	TD	LP/OPPONENT
2015	11/0	22	217	9.9	2	27/LA TECH
2016	12/9	23	264	11.5	2	33/SAMFORD
2018	3/0	1	12	12.0	0	12/LOUISIANA
TOTAL	26/9	46	493	10.7	4	33/SAMFORD

### DEAR'S CAREER RUSHING STATS

YEAR	G/GS	NO.	YDS	AVG.	TD	LP/OPPONENT
2015	11/0	11	110	10.0	1	52/TEXAS A&M
2016	12/9	17	124	7.3	1	45/KENTUCKY
2018	3/0	0	0	0.0	0	---
TOTAL	26/9	28	234	8.4	2	52/TEXAS A&M

### DEAR'S 2018 GAME-BY-GAME RECEIVING STATS

OPPONENT	NO.	YDS	AVG.	TD
Stephen F. Austin	---	---	---	---
at Kansas State	---	---	---	---
Louisiana	1	12	12.0	0
at Kentucky	0	0	0.0	0
Florida	0	0	0.0	0
TOTAL	1	12	12.0	0



## NICK FITZGERALD

7

Quarterback • 6-5 • 230 • 3L • Senior  
Richmond Hill, Ga. (Richmond Hill)



### FITZGERALD'S QUICK HITS

- Preseason Third-Team All-SEC (Media) Selection
- Named to Maxwell Award, Davey O'Brien Award, Manning Award and Johnny Unitas Golden Arm Award watch lists
- Voted a 2018 team captain after spring game
- Earned his degree in finance in December 2017
- Ranks second in SEC history behind only Florida's Tim Tebow (2,947) for career rushing yards by a quarterback
- Surpassed Dak Prescott as Mississippi State's all-time leader in quarterback rushing yards and now ranks fourth in career rushing among all position players in MSU history with 2,772 career rushing yards
- Rushed for over 100 yards in seven of his last 10 appearances and has a total of 16 100-yard rushing games in his career
- Career passing touchdowns stand at 43, which surpassed Tyler Russell (2010-13) for second all-time in MSU history
- Just the seventh quarterback in MSU history to throw for over 5,000 yards in a career
- Has thrown at least two touchdown passes in eight of the last 16 games he has played
- Made his 2018 season debut at Kansas State (9/8), returning to the field for the first time since suffering a broken ankle during the first quarter of the Egg Bowl (11/23/17)
- Rushed for 159 yards on 19 carries against the Wildcats, the most rushing yards he had accumulated since picking up 258 yards on the ground during the 2016 Egg Bowl
- Accounted for six touchdowns - one shy of his SEC and school record - to go along with 350 yards of total offense against Louisiana (9/15) and became the first SEC player to record at least four rushing touchdowns, two passing touchdowns and 100 yards rushing in the same game since he did it two years ago against Arkansas (11/19/2016)
- First time in his career that he's rushed for 100+ yards in each of his first two games played in a season
- First SEC player to record four rushing scores in a game since Auburn's Kerryon Johnson had five against Missouri (9/23/17)
- Joined Peyton Barber and Tre Mason as the only SEC players in the last 20 seasons with multiple games of four touchdowns rushing
- Selected a Manning Award Star of the Week (9/17) after his performance against the Ragin' Cajuns

### FITZGERALD'S CAREER PASSING STATS

YEAR	G/GS	CMP	ATT	TD	PCT	YDS	INT
2015	8/0	11	14	3	.786	235	0
2016	13/13	196	361	21	.543	2423	10
2017	12/12	159	286	15	.556	1782	11
2018	4/4	52	106	4	.491	640	2
TOTALS	37/29	418	767	43	.545	5080	23

### FITZGERALD'S CAREER RUSHING STATS

YEAR	G/GS	NO.	YDS	AVG.	TD
2015	8/0	23	127	5.5	3
2016	13/13	195	1375	7.1	16
2017	12/12	162	984	6.1	14
2018	4/4	70	318	4.5	5
TOTALS	37/29	450	2804	6.2	38

### FITZGERALD'S CAREER TOTAL OFFENSE

YEAR	G/GS	RUSH	PASS	TOTAL	AVG./G
2015	8/0	127	235	362	45.4
2016	13/13	1375	2423	3798	292.2
2017	12/12	984	1782	2766	230.5
2018	4/4	318	640	958	239.5
TOTALS	37/29	2804	5080	7884	213.1

### FITZGERALD'S 2018 GAME-BY-GAME STATS

OPPONENT	CMP	ATT	INT	PCT	YDS	TD	RSH	YDS	TD
Stephen F. Austin	---	---	---	---	---	---	---	---	---
at Kansas State*	11	27	1	.407	154	2	19	159	0
Louisiana*	14	21	0	.667	243	2	15	197	4
at Kentucky*	16	32	1	.599	542	0	16	20	1
Florida*	11	26	0	.423	98	0	20	32	0
TOTALS	52	106	2	.491	640	4	318	958	5



## WILLIE GAY JR.

6

Linebacker • 6-2 • 235 • 1L • Sophomore  
Starkville, Miss. (Starkville)

### GAY'S QUICK HITS

- A Starkville native that has appeared in 18 total games
- Made at least one tackle in 10 of his last 11 appearances
- Earned first start of his career on the road at Kansas State (9/8)
- Collected three tackles against Louisiana (9/15), adding a sack and tackle for loss to tie his career highs for both
- Tied career high with four tackles against Florida (9/29) and added a half tackle for loss and his first pass break-up of the season

### GAY'S CAREER STATS

YEAR	G/GS	TT	UA	A	TFL-YDS	SCK-YDS	FF/FR	PBU	INT-YDS
2017	13/0	23	8	15	2.0-7	1.0-4	1/0	2	0-0
2018	5/1	12	4	8	1.5-8	1.0-7	0/0	1	0-0
TOTAL	18/1	35	12	23	3.3-15	2.0-11	1/0	3	0-0

### GAY'S 2018 GAME-BY-GAME STATS

OPPONENT	TT	UA	A	TFL-YDS	SCK-YDS	FF/FR	PBU	INT-YDS
Stephen F. Austin	3	0	3	0.0-0	0.0-0	0/0	0	0-0
at Kansas State*	0	0	0	0.0-0	0.0-0	0/0	0	0-0
Louisiana	3	2	1	1.0-7	1.0-7	0.0	0	0-0
at Kentucky	2	1	1	0.0-0	0.0-0	0/0	0	0-0
Florida	4	1	3	0.5-1	0.0-0	0/0	1	0-0
TOTAL	12	4	8	1.5-8	1.0-7	0/0	1	0-0



## NICK GIBSON

21

Running Back • 5-11 • 215 • 2L • Junior  
Birmingham, Ala. (Pinson Valley)

### GIBSON'S QUICK HITS

- Appeared in 19 career games and made his first collegiate start last season at Arkansas
- Two-time member of the SEC Academic Honor Roll
- Has made a reception in all three of his appearances over the 2018 season

### GIBSON'S CAREER RUSHING STATS

YEAR	G/GS	NO.	YDS	AVG.	TD	LP/OPPONENT
2016	3/0	9	57	6.3	0	14/SAMFORD
2017	13/1	45	239	5.3	1	39/GEORGIA
2018	3/0	8	43	5.4	0	20/SFA
TOTALS	19/1	62	339	5.5	1	39/GEORGIA

### GIBSON'S CAREER RECEIVING STATS

YEAR	G/GS	NO.	YDS	AVG.	TD	LP/OPPONENT
2016	3/0	0	0	0.0	0	---
2017	13/1	3	25	8.3	0	12/TEXAS A&M
2018	3/0	3	24	8.0	0	9/SFA
TOTAL	19/1	6	49	8.2	0	12/TEXAS A&M

### GIBSON'S 2018 RUSHING GAME-BY-GAME STATS

OPPONENT	NO.	YDS	AVG.	TD
Stephen F. Austin	2	21	10.5	0
at Kansas State	3	14	4.7	0
Louisiana	3	8	2.7	0
at Kentucky	---	DNP---		
Florida	---	DNP---		
TOTAL	8	43	5.4	0

### GIBSON'S 2018 RECEIVING GAME-BY-GAME STATS

OPPONENT	NO.	YDS	AVG.	TD
Stephen F. Austin	1	9	9.0	0
at Kansas State	1	9	9.0	0
Louisiana	1	6	6.0	0
at Kentucky	---	DNP---		
Florida	---	DNP---		
TOTAL	3	24	8.0	0



## SCOTT GOODMAN

48

Kicker • 5-10 • 200 • HS • Freshman  
Brandon, Miss. (Brandon)

### GOODMAN'S QUICK HITS

- Preferred walk-on who turned down several scholarship offers to attend MSU
- Serves as MSU's primary specialist on kickoffs
- 12 of 30 kickoffs attempts have been touchbacks
- Made MSU debut in the season opener versus Stephen F. Austin (9/1), totaling 643 yards on 10 attempts with four touchbacks
- Six of his nine kickoffs against Louisiana (9/15) went for touchbacks as he averaged 65.0 yards per kick against the Ragin' Cajuns

### GOODMAN'S CAREER KICKOFF STATS

YEAR	G	NO.	YARDS	AVG	TB
2018	5	30	1895	63.2	12
TOTAL	5	30	1895	63.2	12



## FARROD GREEN

82

Tight End • 6-4 • 240 • 2L • Junior  
Wesson, Miss. (Wesson Attendance Center)

### GREEN'S QUICK HITS

- A key blocker during MSU's high-powered rushing attack
- Started 21 of 30 games played over career
- Averages 13.8 yards per catch

### GREEN'S CAREER STATS

YEAR	G/GS	NO.	YDS	AVG.	TD	LP/OPPONENT
2016	12/8	11	121	11.0	1	18/ALABAMA
2017	13/13	9	174	19.3	0	62/CSU
2018	5/0	3	22	7.3	0	9/SFA
TOTAL	30/21	23	317	13.8	1	62/CSU

### GREEN'S 2018 GAME-BY-GAME STATS

OPPONENT	NO.	YDS	AVG.	TD
Stephen F. Austin	1	9	9.0	0
at Kansas State	1	5	5.0	0
Louisiana	0	0	0.0	0
at Kentucky	0	0	0.0	0
Florida	1	8	8.0	0
TOTAL	3	22	7.3	0



## GERRI GREEN

4

**Defensive End • 6-4 • 255 • 3L • Senior**  
**Greenville, Miss. (Greenville)**

### GREEN'S QUICK HITS

- Nickname is "G4"
- Selected by his teammates as the 2018 defensive captain following the spring game
- Elected to the SEC Football Student-Athlete Leadership Council in back-to-back years in 2017 and 2018
- MSU's leader in community service and a candidate for the 2018 Wuerffel Trophy
- Recorded 141 total tackles as a Bulldog and has started 19 of 44 career games
- Forced six turnovers in his career: three forced fumbles and three interceptions
- Turned in season-best performance against Florida (9/29) with four tackles and 1.5 tackles for loss, including a first-quarter sack for a loss of 10 yards

### GREEN'S CAREER STATS

YEAR	G/GS	TT	UA	A	TFL-YDS	SCK-YDS	FF/FR	PBU	INT-YDS
2015	13/1	49	20	29	2.5-9	0-0-0	0/0	1	2-0
2016	13/0	43	18	25	0.5-2	0-0-0	0/1	1	0-0
2017	13/13	38	13	25	11.0-35	5.0-22	3/1	3	1-84
2018	5/5	11	3	8	4.0-20	2.5-19	0/0	0	0-0
TOTAL	44/19	141	54	87	18.0-66	7.5-41	3/2	5	3-84

### GREEN'S 2018 GAME-BY-GAME STATS

OPPONENT	TT	UA	A	TFL-YDS	SCK-YDS	FF/FR	PBU	INT-YDS
Stephen F. Austin*	3	1	2	1.5-6	1.0-6	0/0	0	0-0
at Kansas State*	0	0	0	0.0-0	0.0-0	0/0	0	0-0
Louisiana*	2	0	2	0.5-3	0.5-3	0/0	0	0-0
at Kentucky*	2	1	1	0.5-0	0.0-0	0/0	0	0-0
Florida*	4	1	3	1.5-11	1.0-10	0/0	0	0-0
TOTAL	11	3	8	4.0-20	2.5-19	0/0	0	0-0



## GRANT HARRIS

90

**Defensive Tackle • 6-3 • 290 • 1L • Senior**  
**Bolton, Miss. (Clinton)**

### HARRIS' QUICK HITS

- Veteran defensive tackle that has played in 29 career games
- His father, Reggie, was a two-year starter for Hinds Community College was inducted into Hinds' Sports Hall of Fame in 2003
- Tied career high with two tackles in season opener versus Stephen F. Austin (9/1)
- Matched his career high with two stops against Florida (9/29)

### HARRIS' CAREER STATS

YEAR	G/GS	TT	UA	A	TFL-YDS	SCK-YDS	FF/FR	PBU	INT-YDS
2015	5/0	3	0	3	0.0-0	0.0-0	0/0	0	0-0
2016	6/0	3	0	3	0.0-0	0.0-0	0/0	0	0-0
2017	13/0	14	5	9	1.0-10	1.0-10	0/0	0	0-0
2018	5/0	4	1	3	0.5-2	0.0-0	0/0	0	0-0
TOTAL	29/0	24	9	15	1.5-12	1.0-10	0/0	0	0-0

### HARRIS' 2018 GAME-BY-GAME STATS

OPPONENT	TT	UA	A	TFL-YDS	SCK-YDS	FF/FR	PBU	INT-YDS
Stephen F. Austin	2	0	2	0.5-2	0.0-0	0/0	0	0-0
at Kansas State	0	0	0	0.0-0	0.0-0	0/0	0	0-0
Louisiana	0	0	0	0.0-0	0.0-0	0/0	0	0-0
at Kentucky	0	0	0	0.0-0	0.0-0	0/0	0	0-0
Florida	2	1	1	0.0-0	0.0-0	0/0	0	0-0
TOTAL	4	1	3	0.5-2	0.0-0	0/0	0	0-0



## STEPHEN GUIDRY

1

**Wide Receiver • 6-4 • 190 • JC • Junior**  
**New Roads, La. (Hinds CC)**

### GUIDRY'S QUICK HITS

- No. 1 JUCO wide receiver in America and was a consensus four-star prospect
- Has recorded two or more receptions in four straight contests accounting for one touchdown and 153 yards over that span
- Made his MSU debut as a starter in the season opener versus Stephen F. Austin (9/1), collecting one reception for 39 yards
- Turned in first multi-reception game as a Bulldog at Kansas State (9/8) with two receptions for 42 yards
- Caught three passes for a career-high 57 yards against Louisiana (9/15), including a 39-yard touchdown reception with 18 seconds remaining in the first half to record his first score as a Bulldog

### GUIDRY'S CAREER STATS

YEAR	G/GS	NO.	YDS	AVG.	TD	LP/OPPONENT
2018	5/5	10	192	19.2	1	39/LOUISIANA
TOTAL	5/5	10	192	19.2	1	39/LOUISIANA

### GUIDRY'S 2018 GAME-BY-GAME STATS

OPPONENT	NO.	YDS	AVG.	TD
Stephen F. Austin*	1	39	39.0	0
at Kansas State*	2	42	21.0	0
Louisiana*	3	57	19.0	1
at Kentucky*	2	36	18.0	0
Florida*	2	18	9.0	0
TOTAL	10	192	19.2	1





**KYLIN HILL**
8

**Running Back • 5-11 • 215 • 1L • Sophomore**  
**Columbus, Miss. (Columbus)**

### HILL'S QUICK HITS

- Rushed for 10 or more yards on 24 of his career carries and has tallied 37 first-down rushes as a Bulldog
- Ranks tied for fourth in the SEC with five total touchdowns in 2018
- Picked up first start of his career in season opener versus Stephen F. Austin (9/1), catching a 53-yard touchdown pass on MSU's first play of the game. The catch was the longest reception of his career and his first receiving score. Added 50 yards on the ground with a touchdown.
- Led all SEC running backs in week 2 with a career-best 211 rushing on 17 carries while accounting for a career-best three touchdowns (two rushing/one receiving) at Kansas State (9/8).
- Joined Jerious Norwood (Egg Bowl - 11/26/05) as the second Bulldog in MSU history to record at least 200 yard rushing, two rushing scores and one receiving touchdown in a game
- Ninth Bulldog in school history to record a 200-yard game on the ground and the first running back to do so since Anthony Dixon (252) against Kentucky on Oct. 31, 2009
- Hill's 227 all-purpose yards were more than Kansas State's entire team (213), and he was the first 200-yard rusher against the Wildcat defense since Nov. 14, 2015
- Member of Pro Football Focus National Team of the Week (9/9)
- Named SEC Offensive Player of the Week (9/10) to become the first MSU running back to the win the award since Josh Robinson in 2014

### HILL'S CAREER RUSHING STATS

YEAR	G/GS	NO.	YDS	AVG.	TD	LP/OPPONENT
2017	13/0	78	393	5.0	2	30/OLE MISS
2018	5/5	45	348	7.7	3	52/KANSAS STATE
TOTALS	18/5	123	741	6.0	5	52/KANSAS STATE

### HILL'S CAREER RECEIVING STATS

YEAR	G/GS	NO.	YDS	AVG.	TD	LP/OPPONENT
2017	13/0	4	38	9.5	0	17/ARKANSAS
2018	5/5	9	93	10.3	2	53/SFA
TOTAL	18/5	13	131	10.1	2	53/SFA

### HILL'S 2018 RUSHING GAME-BY-GAME STATS

OPPONENT	NO.	YDS	AVG.	TD
Stephen F. Austin*	9	50	5.6	1
at Kansas State*	17	211	12.4	2
Louisiana*	6	32	5.3	0
at Kentucky*	4	14	3.5	0
Florida*	9	41	4.6	0
TOTAL	45	348	7.7	3

### HILL'S 2018 RECEIVING GAME-BY-GAME STATS

OPPONENT	NO.	YDS	AVG.	TD
Stephen F. Austin*	1	53	53.0	1
at Kansas State*	1	16	16.0	1
Louisiana*	2	-3	-1.5	0
at Kentucky*	3	19	6.3	0
Florida*	2	8	4.0	0
TOTAL	9	93	10.3	2



**BRAXTON HOYETT**
95

**Defensive Tackle • 6-3 • 310 • 2L • Senior**  
**Pelham, Ala. (Pelham)**

### HOYETT'S QUICK HITS


- A fifth-year senior that has made 15 consecutive starts dating back to the 2017 season
- Plays in honor of his father who passed away at the age of 38 from cirrhosis of the liver in the summer of 2017
- Matched his career high with four tackles, including a career-tying half sack, against Louisiana (9/15)
- Grabbed three tackles at Kentucky (9/22) and added a career-best 2.0 tackles for loss

### HOYETT'S CAREER STATS

YEAR	G/GS	TT	UA	A	TFL-YDS	SCK-YDS	FF/FR	PBU	INT-YDS
2015	7/0	4	0	4	0.5-2	0.0-0	0/0	0	0-0
2016	13/0	15	6	9	2.0-4	0.0-0	0/1	0	0-0
2017	12/11	21	5	16	2.5-3	0.5-1	0/0	0	1-2
2018	5/5	13	1	9	2.5-11	1.0-9	0/0	0	0-0
TOTAL	37/16	53	15	38	7.5-20	1.5-10	0/1	0	1-2

### HOYETT'S 2018 GAME-BY-GAME STATS

OPPONENT	TT	UA	A	TFL-YDS	SCK-YDS	FF/FR	PBU	INT-YDS
Stephen F. Austin*	2	0	2	0.0-0	0.0-0	0/0	0	0-0
at Kansas State*	1	1	0	0.0-0	0.0-0	0/0	0	0-0
Louisiana*	4	1	3	0.5-2	0.5-2	0/0	0	0-0
at Kentucky*	3	1	2	2.0-9	0.5-7	0/0	0	0-0
Florida*	3	1	2	0.0-0	0.0-0	0/0	0	0-0
TOTAL	13	1	9	2.5-11	1.0-9	0/0	0	0-0



**JAMES JACKSON**
91

**Defensive Tackle • 6-3 • 330 • RS • Freshman**  
**Pascagoula, Miss. (Pascagoula)**

### JACKSON'S QUICK HITS

- Redshirted in 2017
- Made his collegiate debut in the season opener versus Stephen F. Austin (9/1) and collected two tackles

### JACKSON'S CAREER STATS

YEAR	G/GS	TT	UA	A	TFL-YDS	SCK-YDS	FF/FR	PBU	INT-YDS
2018	3/0	2	1	1	0.0-0	0.0-0	0/0	0	0-0
TOTAL	3/0	2	1	1	0.0-0	0.0-0	0/0	0	0-0

### JACKSON'S 2018 GAME-BY-GAME STATS

OPPONENT	TT	UA	A	TFL-YDS	SCK-YDS	FF/FR	PBU	INT-YDS
Stephen F. Austin	2	1	1	0.0-0	0.0-0	0/0	0	0-0
at Kansas State				---DNP---				
Louisiana	0	0	0	0.0-0	0.0-0	0/0	0	0-0
at Kentucky				---DNP---				
Florida	0	0	0	0.0-0	0.0-0	0/0	0	0-0
TOTAL	2	1	1	0.0-0	0.0-0	0/0	0	0-0



## JESSE JACKSON

86

Wide Receiver • 6-2 • 215 • 3L • Senior  
Petal, Miss. (Petal)

### JACKSON'S QUICK HITS

- Two-time member of the SEC Academic Honor Roll
- MSU's leading receiver last season with 276 yards off 28 receptions
- Mother, Angela, played basketball at Southern Miss (1997-2000) and spent time with the WNBA's Cleveland Rockers and Portland Fire

### JACKSON'S CAREER STATS

YEAR	G/GS	NO.	YDS	AVG.	TD	LP/OPPONENT
2015	12/0	0	0	0.0	0	---
2016	13/1	1	7	7.0	0	7/KENTUCKY
2017	13/8	27	276	10.2	0	32/OLE MISS
2018	5/0	2	14	7.0	0	8/FLORIDA
TOTAL	43/9	30	297	9.9	0	32/OLE MISS

### JACKSON'S 2018 GAME-BY-GAME STATS

OPPONENT	NO.	YDS	AVG.	TD
Stephen F. Austin	0	0	0.0	0
at Kansas State	1	6	6.0	0
Louisiana	0	0	0.0	0
at Kentucky	0	0	0.0	0
Florida	1	8	8.0	0
TOTAL	2	14	7.0	0



## JUSTIN JOHNSON

81

Tight End • 6-3 • 245 • 3L • Senior  
Birmingham, Ala. (Hoover)

### JOHNSON'S QUICK HITS

- Played in 36 career games and has made seven starts at tight end
- Has a catch in eight of MSU's last 11 games, which dates back to the 2017 season
- Turned in first multi-reception game of the season at Kansas State (9/8) with two for a career-high 37 yards

### JOHNSON'S CAREER STATS

YEAR	G/GS	NO.	YDS	AVG.	TD	LP/OPPONENT
2015	7/0	5	41	8.2	1	12/USM
2016	13/2	5	34	6.8	0	18/USA
2017	13/0	8	44	5.5	1	12/UMASS
2018	5/5	6	109	18.2	0	34/SFA
TOTAL	36/7	24	228	9.5	2	34/SFA

### JOHNSON'S 2018 GAME-BY-GAME STATS

OPPONENT	NO.	YDS	AVG.	TD
Stephen F. Austin*	1	34	34.0	0
at Kansas State*	2	37	18.5	0
Louisiana*	1	25	25.0	0
at Kentucky*	2	13	6.5	0
Florida*	0	0	0.0	0
TOTAL	6	109	18.2	0



## DEVONTA JASON

3

Wide Receiver • 6-3 • 220 • HS • Freshman  
New Orleans, La. (Landry-Walker)

### JASON'S QUICK HITS

- Nickname is "Whop." The Nickname was given to him by his grandmother who called him a "whopper" of a baby when he was born
- Early enrollee that made an immediate impact during spring ball
- Elite four-star wide receiver and ranked among the top five in the nation at his position by Rivals
- One of Landry-Walker's top targets during its 2016 Allstate Sugar Bowl/LHSAA Class 5A State Championship run also led by current MSU quarterback Keytaon Thompson
- Made collegiate debut in MSU's season opener against Stephen F. Austin (9/1) and reeled in a 25-yard reception

### JASON'S CAREER STATS

YEAR	G/GS	NO.	YDS	AVG.	TD	LP/OPPONENT
2018	5/0	1	25	25.0	0	25/SFA
TOTAL	5/0	1	25	25.0	0	25/SFA

### JASON'S 2018 GAME-BY-GAME STATS

OPPONENT	NO.	YDS	AVG.	TD
Stephen F. Austin	1	25	25.0	0
at Kansas State	0	0	0.0	0
Louisiana	0	0	0.0	0
at Kentucky	0	0	0.0	0
Florida	0	0	0.0	0
TOTAL	1	25	25.0	0



## DONTEA JONES

84

Tight End • 6-4 • 250 • 1L • Sophomore  
McCool, Miss. (Jireh [NC] Prep)

### JONES' QUICK HITS

- Collected his first career reception during MSU's season opener vs. Stephen F. Austin (9/1), snagging a 17-yard one-handed touchdown
- Caught a career-long pass of 21 yards at Kansas State (9/8)

### JONES' CAREER STATS

YEAR	G/GS	NO.	YDS	AVG.	TD	LP/OPPONENT
2017	4/0	0	0	0.0	0	---
2018	5/0	2	38	19.0	1	21/KANSAS STATE
TOTAL	9/0	2	38	19.0	1	21/KANSAS STATE

### JONES' 2018 GAME-BY-GAME STATS

OPPONENT	NO.	YDS	AVG.	TD
Stephen F. Austin	1	17	17.0	1
at Kansas State	1	21	21.0	0
Louisiana	0	0	0.0	0
at Kentucky	0	0	0.0	0
Florida	0	0	0.0	0
TOTAL	2	38	19.0	1



**KOBE JONES**
52

**Defensive End • 6-4 • 270 • IL • Sophomore**  
**Starkville, Miss. (Starkville)**

#### JONES' QUICK HITS

- Local product who was high school teammates with Willie Gay
- A two-time SEC Academic Honor Roll member
- Recorded a tackle for loss in four of his last six appearances dating back to the 2017 season
- Set career high with three tackles, including two solo stops, at Kansas State (9/8)

#### JONES' CAREER STATS

YEAR	G/GS	TT	UA	A	TFL-YDS	SCK-YDS	FF/FR	PBU	INT-YDS
2017	13/0	18	8	10	4.5-15	1.0-0	1/0	0	0-0
2018	5/0	9	4	5	3.0-7	0.0-0	0/0	0	0-0
TOTAL	18/0	27	12	15	7.5-22	1.0-0	1/0	0	0-0

#### JONES' 2018 GAME-BY-GAME STATS

OPPONENT	TT	UA	A	TFL-YDS	SCK-YDS	FF/FR	PBU	INT-YDS
Stephen F. Austin	1	1	0	1.0-2	0.0-0	0/0	0	0-0
at Kansas State	3	2	1	1.0-3	0.0-0	0/0	0	0-0
Louisiana	2	0	2	1.0-2	0.0-0	0/0	0	0-0
at Kentucky	1	1	0	0.0-0	0.0-0	0/0	0	0-0
Florida	2	0	2	0.0-0	0.0-0	0/0	0	0-0
TOTAL	9	4	5	3.0-7	0.0-0	0/0	0	0-0



**JACUARIUS LANDREUS**
11

**Safety • 6-0 • 190 • IL • Sophomore**  
**Columbus, Miss. (Columbus)**

#### LANDREUS' QUICK HITS

- Redshirted in 2017 after transferring from Copiah-Lincoln
- Made his MSU debut against Stephen F. Austin (9/1) and recorded three tackles, including 1.5 tackles for loss and a sack

#### LANDREUS' CAREER STATS

YEAR	G/GS	TT	UA	A	TFL-YDS	SCK-YDS	FF/FR	PBU	INT-YDS
2018	5/0	8	5	3	2.0-10	1.0-9	0/0	0	0-0
TOTAL	5/0	8	5	3	2.0-10	1.0-9	0/0	0	0-0

#### LANDREUS' 2018 GAME-BY-GAME STATS

OPPONENT	TT	UA	A	TFL-YDS	SCK-YDS	FF/FR	PBU	INT-YDS
Stephen F. Austin	3	2	1	1.5-9	1.0-9	0/0	0	0-0
at Kansas State	0	0	0	0.0-0	0.0-0	0/0	0	0-0
Louisiana	2	1	1	0.5-1	0.0-0	0/0	0	0-0
at Kentucky	1	1	0	0.0-0	0.0-0	0/0	0	0-0
Florida	2	1	1	0.0-0	0.0-0	0/0	0	0-0
TOTAL	8	5	3	2.0-10	1.0-9	0/0	0	0-0



**DONTAVIAN LEE**
28

**Running Back • 6-1 • 230 • 3L • Senior**  
**Hattiesburg, Miss. (Forrest County Agricultural)**

#### LEE'S QUICK HITS

- Nickname is "D-Lee"
- Fifth-year senior that's seen playing time in 40 career games
- Rushed for 29 yards and a touchdown on a career-high six touches versus Stephen F. Austin (9/1), marking the second consecutive season opener that he has scored a rushing touchdown. Also picked up three tackles on special teams

#### LEE'S CAREER RUSHING STATS

YEAR	G/GS	NO.	YDS	AVG.	TD	LP/OPPONENT
2015	10/0	22	137	6.2	0	24/NW STATE
2016	13/0	7	27	3.9	0	9/AUBURN
2017	12/0	16	64	4.0	1	9/LA TECH
2018	5/0	8	33	4.1	1	9/SFA
TOTALS	40/0	53	261	4.9	2	24/NW STATE

#### LEE'S CAREER RECEIVING STATS

YEAR	G/GS	NO.	YDS	AVG.	TD	LP/OPPONENT
2015	10/0	2	15	7.3	0	11/LA TECH
2016	13/0	2	5	2.5	0	5/ALABAMA
2017	12/0	0	0	0.0	0	---
2018	5/0	0	0	0.0	0	---
TOTAL	40/0	4	20	5.0	0	11/LA TECH

#### LEE'S 2018 RUSHING GAME-BY-GAME STATS

OPPONENT	NO.	YDS	AVG.	TD
Stephen F. Austin	6	29	4.8	1
at Kansas State	0	0	0.0	0
Louisiana	2	4	2.0	0
at Kentucky	0	0	0.0	0
Florida	0	0	0.0	0
TOTAL	8	33	4.1	1

#### LEE'S 2018 RECEIVING GAME-BY-GAME STATS

OPPONENT	NO.	YDS	AVG.	TD
Stephen F. Austin	0	0	0.0	0
at Kansas State	0	0	0.0	0
Louisiana	0	0	0.0	0
at Kentucky	0	0	0.0	0
Florida	0	0	0.0	0
TOTAL	0	0	0.0	0



## LEO LEWIS

10

**Linebacker • 6-2 • 240 • 2L • Junior**  
**Brookhaven, Miss. (Brookhaven)**

### LEWIS' QUICK HITS

- 2018 Preseason All-SEC Third Team (Coaches) selection
- Veteran linebacker that has started 30 of the 31 career games played
- Arrived at Mississippi State as the top inside linebacker prospect in the nation
- Claimed SEC Defensive Freshman of the Year honors in 2016 by Athlon Sports
- Collected eight tackles, including 1.5 tackles for loss against Louisiana (9/15)
- His 1.5 tackles for loss against the Ragin' Cajuns were the most since his freshman season when he had 1.5 at Ole Miss on Nov. 26, 2016

### LEWIS' CAREER STATS

YEAR	G/GS	TT	UA	A	TFL-YDS	SCK-YDS	FF/FR	PBU	INT-YDS
2016	13/13	79	35	44	4.5-9	1.0-2	0/0	1	0-0
2017	13/12	46	15	31	1.0-10	1.0-10	1/0	1	0-0
2018	5/5	24	13	11	2.5-3	0.0-0	0/0	1	0-0
TOTAL	31/30	149	63	86	8.0-22	2.0-12	1/0	3	0-0

### LEWIS' 2018 GAME-BY-GAME STATS

OPPONENT	TT	UA	A	TFL-YDS	SCK-YDS	FF/FR	PBU	INT-YDS
Stephen F. Austin*	2	2	0	1.0-1	0.0-0	0/0	1	0-0
at Kansas State*	3	2	1	0.0-0	0.0-0	0/0	0	0-0
Louisiana*	8	3	5	1.5-2	0.0-0	0/0	0	0-0
at Kentucky*	5	4	1	0.0-0	0.0-0	0/0	0	0-0
Florida*	6	2	4	0.0-0	0.0-0	0/0	0	0-0
TOTAL	24	13	11	2.5-3	0.0-0	0/0	1	0-0



## MARK MCLAURIN

41

**Safety • 6-2 • 215 • 3L • Senior**  
**Collins Miss. (Collins)**

### MCLAURIN'S QUICK HITS

- Second-Team Preseason All-SEC (Coaches) and Third-Team Preseason All-SEC (Media) selection
- One of the vocal leaders for the Bulldogs
- Coming off a breakout junior campaign in which he led MSU in tackles (79) and led the SEC in interceptions (6)
- Owns MSU's single-season record for picks (6)
- Has recorded at least five tackles in seven of MSU's last eight games, dating back to the 2017 season
- Grabbed a season-high seven tackles and his first pass break-up of the year against Florida (2/29)

### MCLAURIN'S CAREER STATS

YEAR	G/GS	TT	UA	A	TFL-YDS	SCK-YDS	FF/FR	PBU	INT-YDS
2015	12/0	20	10	10	0.0-0	0.0-0	0/0	3	0-0
2016	13/6	51	28	23	2.0-5	1.0-4	0/2	5	2-27
2017	13/12	79	36	43	3.5-10	1.5-7	1/0	6	6-85
2018	5/5	28	14	14	2.0-3	0.0-0	0/0	1	0-0
TOTAL	42/23	178	88	90	7.5-18	2.5-11	1/2	15	8-112

### MCLAURIN'S 2018 GAME-BY-GAME STATS

OPPONENT	TT	UA	A	TFL-YDS	SCK-YDS	FF/FR	PBU	INT-YDS
Stephen F. Austin*	5	2	3	1.0-2	0.0-0	0/0	0	0-0
at Kansas State*	5	3	2	0.0-0	0.0-0	0/0	0	0-0
Louisiana*	5	4	1	0.0-0	0.0-0	0/0	0	0-0
at Kentucky*	6	2	4	1.0-1	0.0-0	0/0	0	0-0
Florida*	7	3	4	0.0-0	0.0-0	0/0	1	0-0
TOTAL	28	14	14	2.0-3	0.0-0	0/0	1	0-0



## OSIRUS MITCHELL

87

**Wide Receiver • 6-5 • 210 • 1L • Sophomore**  
**Sarasota, Fla. (Booker)**

### MITCHELL'S QUICK HITS

- His 114 deep-pass receiving yards are the 10th most in the SEC this season
- Making his first collegiate start versus Stephen F. Austin (9/1), caught two passes for 114 yards and two touchdowns - the firsts of his career. Mitchell was the first Bulldog receiver to record 100 yards in a game and the first receiver to have multiple touchdowns in a game since Fred Ross accomplished both vs. Arkansas in 2016.
- With 3:44 remaining in the first quarter against the Lumberjacks, caught an 84-yard touchdown strike from Keytaon Thompson, which tied for the fourth-longest pass in school history and was the longest pass since Omarr Conner hit Ty Freeman for 84 yards against Ole Miss in 2004
- Caught each of his first five targets at Kentucky (9/22) for 59 yards, while three of those receptions went for first downs
- Closed the game against the Wildcats with a career-high six receptions for 65 yards

### MITCHELL'S CAREER STATS

YEAR	G/GS	NO.	YDS	AVG.	TD	LP/OPPONENT
2017	9/0	5	51	10.2	0	18/UMASS
2018	5/5	12	219	18.3	2	84/SFA
TOTAL	14/5	17	270	15.9	2	84/SFA

### MITCHELL'S 2018 GAME-BY-GAME STATS

OPPONENT	NO.	YDS	AVG.	TD
Stephen F. Austin*	2	114	57.0	2
at Kansas State*	1	5	5.0	0
Louisiana*	0	0	0.0	0
at Kentucky*	6	65	10.8	0
Florida*	3	35	11.7	0
TOTAL	12	219	18.3	2



## KEITH MIXON

23

Wide Receiver • 5-8 • 185 • 2L • Junior  
Birmingham, Ala. (Shades Valley School)

### MIXON'S QUICK HITS

- Versatile wide receiver that also sees action as a punt returner
- Nickname is "Pocket Rocket" as issued by his former roommate and now Carolina Panther Fred Ross
- One of the fastest players on the team
- Returns to full strength after battling a foot injury over the course of the 2017 season
- Targeted four times and made all four receptions for a season-high 80 yards and a touchdown against Louisiana (9/15)
- Held a perfect passer rating when targeted with a 158.3 mark over week 3 per Pro Football Focus, which tied Tyrie Cleveland (Florida) and Deeno Samiel (South Carolina) for the SEC lead among wide receivers
- His 5.39 yards per route run ranked second in the SEC in week 3

### MIXON'S CAREER RECEIVING STATS

YEAR	G/GS	NO.	YDS	AVG.	TD	LP/OPPONENT
2016	13/1	19	228	12.0	2	44/BYU
2017	8/6	18	275	13.6	145/AUBURN	
2018	5/0	6	101	16.8	0	25/LOUISIANA
TOTAL	30/7	43	604	14.0	3	45/AUBURN

### MIXON'S CAREER PUNT RETURN STATS

YEAR	G/GS	NO.	YDS	AVG.	TD	LP/OPPONENT
2016	13/1	1	0	0.0	0	---
2017	8/6	0	0	0.0	0	---
2018	5/0	10	72	7.2	0	22/SFA
TOTAL	30/7	11	72	6.5	0	22/SFA

### MIXON'S 2018 GAME-BY-GAME STATS

OPPONENT	NO.	YDS	AVG.	TD
Stephen F. Austin	2	21	10.5	0
at Kansas State	0	0	0.0	0
Louisiana	4	80	20.0	0
at Kentucky	0	0	0.0	0
Florida	0	0	0.0	0
TOTAL	6	101	16.8	0



## C.J. MORGAN

29

Safety • 6-0 • 200 • 1L • Sophomore  
Bossier City, LA (Parkway)

### MORGAN'S QUICK HITS

- Four-star prospect by ESPN out of high school
- Recorded his first collegiate interception against Stephen F. Austin (9/1) and added two tackles

### MORGAN'S CAREER STATS

YEAR	G/GS	TT	UA	A	TFL-YDS	SCK-YDS	FF/FR	PBU	INT-YDS
2017	10/0	5	4	1	0.0-0	0.0-0	0/0	0	0-0
2018	5/0	2	1	1	0.0-0	0.0-0	0/0	0	1-0
TOTAL	15/0	7	5	2	0.0-0	0.0-0	0/0	0	1-0

### MORGAN'S 2018 GAME-BY-GAME STATS

OPPONENT	TT	UA	A	TFL-YDS	SCK-YDS	FF/FR	PBU	INT-YDS
Stephen F. Austin	2	1	1	0.0-0	0.0-0	0/0	0	1-0
at Kansas State	0	0	0	0.0-0	0.0-0	0/0	0	0-0
Louisiana	0	0	0	0.0-0	0.0-0	0/0	0	0-0
at Kentucky	0	0	0	0.0-0	0.0-0	0/0	0	0-0
Florida	0	0	0	0.0-0	0.0-0	0/0	0	0-0
TOTAL	2	1	1	0.0-0	0.0-0	0/0	0	1-0



## JAMAL PETERS

2

Cornerback • 6-2 • 220 • 3L • Senior  
Bassfield, Miss. (Bassfield)

### PETERS' QUICK HITS

- Third-Team Preseason All-SEC (Coaches) selection
- Arrived at MSU as the No. 1 high school player in the state of Mississippi
- Played in 39 career games with 10 starts
- Forced five turnovers during his career - three interceptions and two forced fumbles
- Saw first special teams action of his career as a kick returner at Kansas State (9/8) with two returns for 32 yards (16.0 avg.)
- Did not see action against Kentucky (9/22) or Florida (9/29) due to a lower-body injury

### PETERS' CAREER STATS

YEAR	G/GS	TT	UA	A	TFL-YDS	SCK-YDS	FF/FR	PBU	INT-YDS
2015	12/2	25	12	13	1.5-7	1.0-5	0/0	2	0-0
2016	12/2	18	12	6	1.0-2	0.0-0	2/0	2	2-0
2017	12/3	23	8	15	0.0-0	0.0-0	0/1	1	1-90
2018	3/3	8	6	2	0.0-0	0.0-0	0/0	1	0-0
TOTAL	39/10	74	38	36	2.5-9	1.0-5	2/1	6	3-90


### PETERS' KICK RETURN STATS

YEAR	G/GS	NO.	YDS	AVG.	LG	TD
2015	12/2	0	0	0.0	0	0
2016	12/2	0	0	0.0	0	0
2017	12/3	0	0	0.0	0	0
2018	3/3	2	32	16.0	19	0
TOTAL	39/10	2	32	16.0	19	0

### PETERS' 2018 GAME-BY-GAME STATS

OPPONENT	TT	UA	A	TFL-YDS	SCK-YDS	FF/FR	PBU	INT-YDS
Stephen F. Austin*	4	3	1	0.0-0	0.0-0	0/0	1	0-0
at Kansas State*	2	2	0	0.0-0	0.0-0	0/0	0	0-0
Louisiana*	2	1	1	0.0-0	0.0-0	0/0	0	0-0
at Kentucky				---DNP---				
Florida				---DNP---				
TOTAL	8	6	2	0.0-0	0.0-0	0/0	1	0-0





## CHRIS RAYFORD

# 24

**Cornerback • 6-0 • 200 • 3L • Senior**  
Byhalia, Miss. (Byhalia)

### RAYFORD'S QUICK HITS


- Fifth-year senior that displays excellent leadership skills
- Appeared in 44 career games with 11 starts
- Recorded first pass break-up of career in season opener versus Stephen F. Austin (9/1)
- Got starting nod at safety in place of Johnathan Abram versus Louisiana (9/15)
- Earned the start at cornerback at Kentucky (9/22) in place of an injured Jamal Peters

### RAYFORD'S CAREER STATS

YEAR	G/GS	TT	UA	A	TFL-YDS	SCK-YDS	FF/FR	PBU	INT-YDS
2015	13/0	5	3	2	0.0-0	0.0-0	0/0	0	0-0
2016	13/3	23	16	7	0.0-0	0.0-0	0/0	0	0-0
2017	13/6	14	8	6	1.0-2	0.0-0	0/0	0	0-0
2018	5/2	5	4	1	0.0-0	0.0-0	0/0	2	0-0
TOTAL	44/11	47	31	16	1.0-2	0.0-0	0/0	2	0-0

### RAYFORD'S 2018 GAME-BY-GAME STATS

OPPONENT	TT	UA	A	TFL-YDS	SCK-YDS	FF/FR	PBU	INT-YDS
Stephen F. Austin	2	1	1	0.0-0	0.0-0	0/0	1	0-0
at Kansas State	0	0	0	0.0-0	0.0-0	0/0	0	0-0
Louisiana*	1	1	0	0.0-0	0.0-0	0/0	1	0-0
Kentucky*	1	1	0	0.0-0	0.0-0	0/0	0	0-0
Florida	1	1	0	0.0-0	0.0-0	0/0	0	0-0
TOTAL	5	4	1	0.0-0	0.0-0	0/0	2	0-0



## CHAUNCEY RIVERS

# 5

**Defensive End • 6-3 • 275 • RS • Junior**  
Stone Mountain, Ga. (East Mississippi CC)

### RIVERS' QUICK HITS

- Highly-coveted junior college defensive line that redshirted over the 2017 season
- Comes from the same high school in Georgia (Stephenson) as former MSU All-SEC defensive lineman Preston Smith
- Made MSU debut against Stephen F. Austin (9/1) and collected two tackles, including a tackle for loss
- Finished with four tackles and a career-best two tackles for loss against Louisiana (9/15)
- Collected two tackles, including his first sack of his career, in his SEC debut at Kentucky (9/22)

### RIVERS' CAREER STATS

YEAR	G/GS	TT	UA	A	TFL-YDS	SCK-YDS	FF/FR	PBU	INT-YDS
2018	5/0	10	2	8	4.0-10	0.5-4	0/0	0	0-0
TOTAL	5/0	10	2	8	4.0-10	0.5-4	0/0	0	0-0

### RIVERS' 2018 GAME-BY-GAME STATS

OPPONENT	TT	UA	A	TFL-YDS	SCK-YDS	FF/FR	PBU	INT-YDS
Stephen F. Austin	2	0	2	1.0-2	0.0-0	0/0	0	0-0
at Kansas State	0	0	0	0.0-0	0.0-0	0/0	0	0-0
Louisiana	4	1	3	2.0-3	0.0-0	0/0	0	0-0
at Kentucky	2	1	1	0.5-4	0.5-4	0/0	0	0-0
Florida	2	0	2	0.5-1	0.0-0	0/0	0	0-0
TOTAL	10	2	8	4.0-10	0.5-4	0/0	0	0-0



## KODY SCHEXNAYDER

# 27

**Punter • 5-10 • 195 • 1L • Junior**  
River Ridge, La. (John Curtis)

### DAY'S QUICK HITS

- Walk-on who has split time at punter with Tucker Day
- Thrust into action as the Bulldogs primary punter during the final four games of the regular season in 2016 and served as the backup to NFL Draftee Logan Cooke in 2017
- Owns two punts over 50 yards and five inside the 20-yard line over his career
- First punt of the season came at Kentucky (9/22), booting the lone punt for 36 yards
- Served as the primary punter against Florida (9/29), punting five times for 181 yards to average 36.2 yards per punt.

### SCHEXNAYDER'S CAREER PUNTING STATS

YEAR	G	NO.	YARDS	LG	AVG	120	50+
2016	4	18	665	52	36.9	4	2
2017	1	1	28	28	28.0	0	0
2018	5	6	217	47	36.2	1	0
TOTAL	10	25	910	52	36.4	5	2



## JEFFERY SIMMONS

# 94

**Defensive Tackle • 6-4 • 300 • 2L • Junior**  
Macon, Miss. (Noxubee County)

### SIMMONS' QUICK HITS

- Selected a 2018 Second-Team Preseason All-American by five different publications: Associated Press, Athlon Sports, CBS Sports, Sports Illustrated and The Athletic
- Named to the Preseason First-Team All-SEC Team (Media, Coaches, Phil Steele)
- 2018 Preseason All-SEC Third Team (Coaches) selection
- Preseason candidate for the Bednarik Award, Outland Trophy, Bronko Nagurski Trophy and Lott Impact Trophy
- Tabbed the top defensive tackle prospect by Pro Football Focus
- Ranks second in the SEC with 7.5 TFLs in 2018
- Recorded 23.0 tackles for loss in his career to tie Kevin Sluder (1996-99) for 10th all-time in MSU history
- Collected at least 0.5 tackles for loss in 10 of MSU's last 12 games, dating back to last season
- In the 2018 opener versus Stephen F. Austin, recorded four tackles, including a career-high 3.5 tackles for loss
- Grabbed six total tackles, including two tackles for loss, at Kentucky (9/22)
- His six tackles against the Wildcats where the most for Simmons since picking up six vs. Alabama on Nov. 11, 2017

### SIMMONS' CAREER STATS

YEAR	G/GS	TT	UA	A	TFL-YDS	SCK-YDS	FF/FR	PBU	INT-YDS
2016	12/3	40	13	27	3.5-8	0.0-0	2/0	2	0-0
2017	13/13	60	21	39	12.0-51	5.0-35	2/2	1	0-0
2018	5/5	21	10	11	7.5-12	0.0-0	0/0	1	0-0
TOTAL	30/25	121	44	77	23.0-71	5.0-35	4/2	4	0-0

### SIMMONS' 2018 GAME-BY-GAME STATS

OPPONENT	TT	UA	A	TFL-YDS	SCK-YDS	FF/FR	PBU	INT-YDS
Stephen F. Austin*	4	3	1	3.5-6	0.0-0	0/0	0	0-0
at Kansas State*	4	4	0	2.0-5	0.0-0	0/0	0	0-0
Louisiana*	4	0	3	0.0-0	0.0-0	0/0	0	0-0
at Kentucky*	6	3	3	2.0-1	0.0-0	0/0	0	0-0
Florida*	4	0	4	0.0-0	0.0-0	0/0	1	0-0
TOTAL	21	10	11	7.5-12	0.0-0	0/0	1	0-0



## MAURICE SMITHERMAN 8

**Cornerback • 5-10 • 190 • 2L • Junior**  
**Adamsville, Ala. (Minor)**

### SMITHERMAN'S QUICK HITS

- Appeared in 28 career games
- Made jersey switch from No. 31 to No. 8 over the spring of 2018
- Recorded a career-high three tackles, all solo stops, against Stephen F. Austin (9/1)
- Grabbed two solo stops at Kansas State (9/8) and broke up his first-career pass
- Match career-high with three stops at Kentucky (9/22)
- Earned first start of his career at cornerback against Florida (9/29) in place of an injured Jamal Peters

### SMITHERMAN'S CAREER STATS

YEAR	G/GS	TT	UA	A	TFL-YDS	SCK-YDS	FF/FR	PBU	INT-YDS
2016	10/0	5	4	1	0.0-0	0.0-0	0/0	0	1-29
2017	13/0	6	3	3	0.0-0	0.0-0	0/0	0	0-0
2018	5/1	9	6	3	0.0-0	0.0-0	0/0	1	0-0
<b>TOTAL</b>	<b>28/1</b>	<b>20</b>	<b>13</b>	<b>7</b>	<b>0.0-0</b>	<b>0.0-0</b>	<b>0/0</b>	<b>1</b>	<b>1-29</b>

### SMITHERMAN'S 2018 GAME-BY-GAME STATS

OPPONENT	TT	UA	A	TFL-YDS	SCK-YDS	FF/FR	PBU	INT-YDS
Stephen F. Austin	3	3	0	0.0-0	0.0-0	0/0	0	0-0
at Kansas State	2	2	0	0.0-0	0.0-0	0/0	1	0-0
Louisiana	1	0	1	0.0-0	0.0-0	0/0	0	0-0
at Kentucky	3	1	2	0.0-0	0.0-0	0/0	0	0-0
Florida*	0	0	0	0.0-0	0.0-0	0/0	0	0-0
<b>TOTAL</b>	<b>9</b>	<b>6</b>	<b>3</b>	<b>0.0-0</b>	<b>0.0-0</b>	<b>0/0</b>	<b>1</b>	<b>0-0</b>



## MONTEZ SWEAT 9

**Defensive End • 6-6 • 245 • 1L • Senior**  
**Stone Mountain, Ga. (Copiah-Lincoln [MS] CC)**

### SWEAT'S QUICK HITS

- Named a Preseason All-American by Athlon Sports (Third Team)
- Snagged three Preseason First-Team All-SEC selections (Media, Coaches, Phil Steele)
- Preseason candidate for the Bednarik Award, Bronko Nagurski Trophy and the Ted Hendricks Award
- Nickname is "Tez"
- Named SEC Defensive Lineman of the Week (9/10) for the fourth time in his career tying former Bulldog and current Philadelphia Eagle Fletcher Cox for the school record
- Ranks third in the SEC in sacks (4.5) and tackles for loss (7.0)
- Collected at least one tackle for loss in 11 out of his last 14 games and has produced at least 0.5 sacks in six of his last eight contests dating back to last season
- Has recorded at least one quarterback pressure in all 18 games as a Bulldog
- Recorded 15.0 sacks in just 18 career games to surpass Keith Joseph (1989-92) for 10th all-time in MSU history
- Set a career-high with 3.5 tackles for a loss of 17 yards against Stephen F. Austin (9/1). His 3.5 tackles for loss were part of a school single-game record of 17
- Tied for the SEC lead in sacks in week 1 with two for a loss of 14 yards
- Registered three tackles, two tackles for loss and a sack at Kansas State (9/8)
- Recorded a season-high five tackles at Kentucky (9/22), his most in a game since Oct. 28, 2017 at Texas A&M
- Added two sacks, one quarterback hit and one hurry on just 14 pass rushes against the Wildcats. His pass rush productivity of 21.4 was tied for third in the nation among edge rushers according to Pro Football Focus

### SWEAT'S CAREER STATS

YEAR	G/GS	TT	UA	A	TFL-YDS	SCK-YDS	FF/FR	PBU	INT-YDS
2017	13/13	48	21	27	15.5-73	10.5-64	0/1	0	0-0
2018	5/5	21	10	11	7.0-39	4.5-35	0/0	0	0-0
<b>TOTAL</b>	<b>18/18</b>	<b>69</b>	<b>31</b>	<b>38</b>	<b>22.5-112</b>	<b>15.0-99</b>	<b>0/1</b>	<b>0</b>	<b>0-0</b>

### SWEAT'S 2018 GAME-BY-GAME STATS

OPPONENT	TT	UA	A	TFL-YDS	SCK-YDS	FF/FR	PBU	INT-YDS
Stephen F. Austin*	6	2	4	3.5-17	2.0-14	0/0	0	0-0
at Kansas State*	3	3	0	2.0-7	1.0-6	0/0	0	0-0
Louisiana*	2	2	0	0.0-0	0.0-0	0/0	0	0-0
at Kentucky*	6	3	3	1.5-15	1.5-15	0/0	0	0-0
Florida*	4	0	4	0.0-0	0.0-0	0/0	0	0-0
<b>TOTAL</b>	<b>21</b>	<b>10</b>	<b>11</b>	<b>7.0-39</b>	<b>4.5-35</b>	<b>0/0</b>	<b>0</b>	<b>0-0</b>



## CORY THOMAS

34

**Defensive Tackle • 6-5 • 310 • 3L • Senior**  
**Bessemer, Ala. (McAdory)**

### THOMAS' QUICK HITS

- Physical defensive tackle that has seen time in 30 games, including six starts
- Was limited during his junior season in 2017 due to a foot injury
- Made 2018 season debut at Kansas State (9/8) picking up a solo tackle
- Recorded a season-high three tackles against Florida (9/29)

### THOMAS' CAREER STATS

YEAR	G/GS	TT	UA	A	TFL-YDS	SCK-YDS	FF/FR	PBU	INT-YDS
2015	8/0	3	1	2	1.0-4	0.0-0	0/0	0	1-12
2016	13/4	24	6	18	4.5-14	0.0-0	0/0	1	0-0
2017	6/2	12	4	8	0.0-0	0.0-0	1/0	1	0-0
2018	3/0	5	2	3	0.0-0	0.0-0	0/0	0	0-0
TOTAL	30/6	44	13	31	5.5-18	0.0-0	1/0	2	1-12

### THOMAS' 2018 GAME-BY-GAME STATS

OPPONENT	TT	UA	A	TFL-YDS	SCK-YDS	FF/FR	PBU	INT-YDS
Stephen F. Austin					---DNP---			
at Kansas State	1	1	0	0.0-0	0.0-0	0/0	0	0-0
Louisiana					---DNP---			
at Kentucky	1	0	1	0.0-0	0.0-0	0/0	0	0-0
Florida	3	1	2	0.0-0	0.0-0	0/0	0	0-0
TOTAL	2	1	1	0.0-0	0.0-0	0/0	0	0-0



## DEDDRICK THOMAS

2

**Wide Receiver • 5-9 • 190 • 2L • Junior**  
**Memphis, Tenn. (Memphis Central)**

### THOMAS' QUICK HITS

- Preseason candidate for the Paul Hornung Award
- Shifty slot receiver who returns after a breakout sophomore campaign
- A contributor in the return game with one career touchdown to his credit
- Made switch from No. 4 to No. 2 due to Gerri Green also being on special teams
- Reeled in two passes for 53 yards, including a career-long reception of 44 yards, against Louisiana (9/15)
- Saw his first action of the season as a kick returner at Kentucky (9/22) with one return for 22 yards
- Earned first start at receiver against Florida (2/29), making two receptions for 21 yards

### THOMAS' CAREER STATS

YEAR	G/GS	NO.	YDS	AVG.	TD	LP/OPPONENT
2016	10/0	5	44	8.8	1	15/UMASS
2017	13/0	22	227	10.3	4	24/CSU
2018	5/1	5	94	18.8	0	44/LOUISIANA
TOTAL	28/1	32	365	11.4	5	44/LOUISIANA

### THOMAS' KICK RETURN STATS

YEAR	G/GS	NO.	YDS	AVG	LG	TD
2016	10/0	0	0	0.0	0	0
2017	13/0	6	129	21.5	34	0
2018	5/1	1	22	22.0	22	0
TOTAL	28/1	7	151	21.6	34	0

### THOMAS' 2018 GAME-BY-GAME STATS

OPPONENT	NO.	YDS	AVG.	TD
Stephen F. Austin	1	20	20.0	0
at Kansas State	0	0	0.0	0
Louisiana	2	53	26.5	0
Kentucky	0	0	0.0	0
Florida*	2	21	10.5	0
TOTAL	5	94	18.8	0



## ERROLL THOMPSON

40

**Linebacker • 6-1 • 250 • 1L • Sophomore**  
**Florence, Ala. (Florence)**

### THOMPSON'S QUICK HITS

- Nickname is "E"
- Smart, instinctive linebacker that returns after earning SEC All-Freshman honors last season
- Tied for the team lead in tackles with 34
- Collected seven solo tackles, including his first sack of the season, while registering the first interception of his career at Kansas State (9/8)
- Interception against the Wildcats was a diving, on-handed snag that halted a KSU drive in Bulldog territory
- Led the Bulldogs at Kentucky (9/22) with seven total tackles, including 1.5 tackles for loss and 0.5 sack
- Grabbed 14 total tackles against Florida (9/29) to become the first Bulldog to record 10+ tackles in a game since Mark McLaurin recorded 11 in the 2017 TaxSlayer Bowl

### THOMPSON'S CAREER STATS

YEAR	G/GS	TT	UA	A	TFL-YDS	SCK-YDS	FF/FR	PBU	INT-YDS
2017	13/3	46	21	25	5.5-36	2.5-18	1/0	1	0-0
2018	5/5	34	14	20	2.5-7	1.5-5	0/0	0	1-0
TOTAL	18/8	80	35	45	8.0-43	4.0-23	1/0	1	1-0

### THOMPSON'S 2018 GAME-BY-GAME STATS

OPPONENT	TT	UA	A	TFL-YDS	SCK-YDS	FF/FR	PBU	INT-YDS
Stephen F. Austin*	3	1	2	0.0-0	0.0-0	0/0	0	0-0
at Kansas State*	7	7	0	1.0-1	1.0-1	0/0	0	1-0
Louisiana*	3	0	3	0.0-0	0.0-0	0/0	0	0-0
at Kentucky*	7	1	6	1.0-5	0.5-4	0/0	0	0-0
Florida*	14	5	9	0.5-1	0.0-0	0/0	0	0-0
TOTAL	34	14	20	2.5-7	1.5-5	0/0	0	1-0



## KEYTAON THOMPSON

10

**Quarterback • 6-4 • 225 • 1L • Sophomore**  
**New Orleans, La. (Landry-Walker)**

### THOMPSON'S QUICK HITS

- Nickname is "K.T."
- Exceptional dual-threat quarterback that serves as MSU's primary back-up
- Making just his second career start during MSU's season opener versus Stephen F. Austin (9/1), tied the SEC and MSU single-game record for touchdowns responsible (7) while accounting for 473 yards of total offense
- The 473 yards of total offense ranked sixth in MSU single-game history. Thompson also tied an MSU single-game record with five touchdown passes, throwing for 364 yards
- Thompson became just the third player in MSU history to rush for 100 yards and throw for 300 yards in a game, joining Nick Fitzgerald and Dak Prescott. He was also just the fifth SEC player to achieve the feat since Oct. 24, 2015, joining Jalen Hurts (2016) and Chad Kelly (2015)
- The highlight of Thompson's night occurred when he fired an 84-yard touchdown, which was the longest completion at MSU in 14 years (2004)

### THOMPSON'S CAREER PASSING STATS

YEAR	G/GS	CMP	ATT	TD	PCT	YDS	INT
2017	10/1	32	66	2	.485	388	2
2018	4/1	15	34	5	.441	397	1
TOTALS	14/2	47	100	7	.470	785	3

### THOMPSON'S CAREER RUSHING STATS

YEAR	G/GS	NO.	YDS	AVG.	TD
2017	10/1	75	446	5.9	6
2018	4/1	15	161	10.7	3
TOTALS	14/2	90	607	6.7	9

### THOMPSON'S CAREER TOTAL OFFENSE

YEAR	G/GS	RUSH	PASS	TOTAL	AVG./G
2017	10/1	446	388	834	83.4
2018	3/1	161	397	558	186.0
TOTALS	14/2	607	785	1392	99.4

### THOMPSON'S 2018 GAME-BY-GAME STATS

OPPONENT	CMP	ATT	INT	PCT	YDS	TD	RSH	YDS	TD
Stephen F. Austin*	13	31	0	.419	364	5	10	109	2
at Kansas State	0	0	0	.000	0	0	0	0	0
Louisiana	2	3	1	.667	33	0	5	52	1
at Kentucky				---DNP---					
Florida	0	0	0	.000	0	0	0	0	0
TOTALS	15	34	1	.441	397	5	15	161	3



## TIM WASHINGTON

50

**Linebacker • 6-3 • 230 • 2L • Junior**  
**Yazoo City, Miss. (Yazoo City)**

### WASHINGTON'S QUICK HITS

- Imposing linebacker that will be an option at that position
- Played a total of 30 games with the majority of his career action coming on special teams
- Recorded two tackles against Stephen F. Austin (9/1), including his first tackle for loss in his career
- Led the team with a career-high nine tackles against Louisiana (9/15), including a career-best 1.0 tackle for loss

### WASHINGTON'S CAREER STATS

YEAR	G/GS	TT	UA	A	TFL-YDS	SCK-YDS	FF/FR	PBU	INT-YDS
2016	12/0	0	0	0	0.0-0	0.0-0	0/0	0	0-0
2017	130	8	1	7	0.0-0	0.0-0	0/0	0	0-0
2018	5/0	14	3	11	1.5-3	0.0-0	0/0	0	0-0
TOTAL	30/0	22	4	18	1.5-3	0.0-0	0/0	0	0-0

### WASHINGTON'S 2018 GAME-BY-GAME STATS

OPPONENT	TT	UA	A	TFL-YDS	SCK-YDS	FF/FR	PBU	INT-YDS
Stephen F. Austin	2	0	2	0.5-2	0.0-0	0/0	0	0-0
at Kansas State	1	0	1	0.0-0	0.0-0	0/0	0	0-0
Louisiana	9	2	7	1.0-1	0.0-0	0/0	0	0-0
at Kentucky	0	0	0	0.0-0	0.0-0	0/0	0	0-0
Florida	2	1	1	0.0-0	0.0-0	0/0	0	0-0
TOTAL	14	3	11	1.5-3	0.0-0	0/0	0	0-0



## AERIS WILLIAMS

26

Running Back • 6-1 • 215 • 3L • Senior  
West Point, Miss. (West Point)

### WILLIAMS' QUICK HITS

- Nickname is "A-Train"
- Last season, became the first Bulldog to rush for 1,000 yards in a season since 2014
- Named Preseason Third-Team All-SEC selection (Media, Coaches)
- Owns seven 100-yard rushing games in his career
- Scored either a touchdown rushing or receiving in five of the last eight games he has played, totaling six during that span (five rushing/one receiving).
- Racked up 15 yards on the ground and caught a 27-yard touchdown pass for his first receiving TD of his career in MSU's season opener versus Stephen F. Austin (9/1)
- Picked up 101 yards on the ground, with 61 of those yards coming after contact, and punched in his first rushing touchdown of the season against Louisiana (9/15)

### WILLIAMS' CAREER RUSHING STATS

YEAR	G/GS	NO.	YDS	AVG.	TD	LP/OPPONENT
2015	13/0	40	206	5.2	3	33/NC STATE
2016	13/3	137	720	5.3	4	36/OLE MISS
2017	13/12	236	1107	4.7	6	59/LA TECH
2018	4/0	24	169	7.0	1	28/LOUISIANA
TOTALS	43/15	437	2202	5.0	14	59/LA TECH

### WILLIAMS' CAREER RECEIVING STATS

YEAR	G/GS	NO.	YDS	AVG.	TD	LP/OPPONENT
2015	13/0	6	18	3.0	0	9/KENTUCKY
2016	13/3	7	45	6.4	0	24/MIAMI
2017	13/12	16	142	8.9	0	28/LA TECH
2018	4/0	2	35	17.5	1	27/SFA
TOTAL	43/15	31	240	7.7	1	28/LA TECH

### WILLIAMS' 2018 RUSHING GAME-BY-GAME STATS

OPPONENT	NO.	YDS	AVG.	TD
Stephen F. Austin	2	15	7.5	0
at Kansas State	---	DNP---		
Louisiana	11	101	9.2	1
at Kentucky	8	22	2.8	0
Florida	3	31	10.3	0
TOTAL	24	169	7.0	1

### WILLIAMS' 2018 RECEIVING GAME-BY-GAME STATS

OPPONENT	NO.	YDS	AVG.	TD
Stephen F. Austin	1	27	27.0	1
at Kansas State	---	DNP---		
Louisiana	0	0	0.0	0
at Kentucky	1	8	8.0	0
Florida	0	0	0.0	0
TOTAL	2	35	17.5	1



## AUSTIN WILLIAMS

85

Wide Receiver • 6-3 • 205 • RS • Freshman  
Ocean Springs, Miss. (Ocean Springs)

### WILLIAMS' QUICK HITS

- Promising redshirt freshman receiver with tremendous hands
- Listed as a breakout candidate for the 2018 season by CBS Sports
- Received Top Dawg honors with a perfect 4.0 GPA in business administration during both the fall and spring semesters of 2017-18
- Made collegiate debut with a start against Stephen F. Austin (9/1), hauling in two receptions for 30 yards
- Collected first touchdown of his career with a 13-yard grab in the third quarter at Kansas State (9/8)
- Lone reception versus Louisiana (9/15) was a career-long catch for 25 yards

### WILLIAMS' CAREER STATS

YEAR	G/GS	NO.	YDS	AVG.	TD	LP/OPPONENT
2018	5/4	6	72	12.0	1	25/LOUISIANA
TOTAL	5/4	6	72	12.0	1	25/LOUISIANA

### WILLIAMS' 2018 GAME-BY-GAME STATS

OPPONENT	NO.	YDS	AVG.	TD
Stephen F. Austin*	2	30	15.0	0
at Kansas State*	1	13	13.0	1
Louisiana*	1	25	25.0	0
at Kentucky*	2	4	2.0	0
Florida	0	0	0.0	0
TOTAL	6	72	12.0	1



## TYLER WILLIAMS

13

Cornerback • 6-2 • 175 • RS • Freshman  
Oxford, Miss. (Lafayette)

### WILLIAMS' QUICK HITS

- Redshirt freshman cornerback who continues to develop after an impressive spring
- State champion at Lafayette (Miss.) High School
- Made his collegiate debut against Stephen F. Austin (9/1), recording a pass break-up
- Grabbed the first tackles of his career versus Louisiana (9/15)

### WILLIAMS' CAREER STATS

YEAR	G/GS	TT	UA	A	TFL-YDS	SCK-YDS	FF/FR	PBU	INT-YDS
2018	2/0	2	0	2	0.0-0	0.0-0	0/0	1	0-0
TOTAL	2/0	2	0	2	0.0-0	0.0-0	0/0	1	0-0

### WILLIAMS' 2018 GAME-BY-GAME STATS

OPPONENT	TT	UA	A	TFL-YDS	SCK-YDS	FF/FR	PBU	INT-YDS
Stephen F. Austin	0	0	0	0.0-0	0.0-0	0/0	1	0-0
at Kansas State	---	DNP---						
Louisiana	2	0	2	0.0-0	0.0-0	0/0	0	0-0
at Kentucky	---	DNP---						
Florida	---	DNP---						
TOTAL	2	0	2	0.0-0	0.0-0	0/0	1	0-0





# 2018 MISSISSIPPI STATE ROSTER

No.	Name	Pos.	Ht.	Wt.	Cl.	Exp.	Hometown (Previous School)
1	Stephen Guidry	WR	6-4	190	Jr.	JC	New Roads, La. (Hinds CC)
2	Jamal Peters	CB	6-2	220	Sr.	3L	Bassfield, Miss. (Bassfield)
2	Deddrick Thomas	WR	5-9	190	Jr.	2L	Memphis, Tenn. (Memphis Central)
3	Cameron Dantzler	CB	6-2	175	So.	1L	Hammond, La. (St. Thomas Aquinas)
3	Devonta Jason	WR	6-3	220	Fr.	HS	New Orleans, La. (Landry-Walker)
4	Gerri Green	DE	6-4	255	Sr.	3L	Greenville, Miss. (Greenville Weston)
5	Chauncey Rivers	DE	6-3	275	Jr.	RS	Stone Mountain, Ga. (East Mississippi CC)
6	Willie Gay Jr.	LB	6-2	235	So.	1L	Starkville, Miss. (Starkville)
7	Nick Fitzgerald	QB	6-5	230	Sr.	3L	Richmond Hill, Ga. (Richmond Hill)
7	Marcus Murphy	S	6-1	195	Fr.	HS	West Point, Miss. (West Point)
8	Kylin Hill	RB	5-11	215	So.	1L	Columbus, Miss. (Columbus)
8	Maurice Smitherman	CB	5-10	190	Jr.	2L	Adamsville, Ala. (Minor)
9	Malik Dear	WR	5-9	225	Jr.	2L	Jackson, Miss. (Murrach)
9	Montez Sweat	DE	6-6	245	Sr.	1L	Stone Mountain, Ga. (Copiah-Lincoln CC)
10	Leo Lewis	LB	6-2	240	Jr.	2L	Brookhaven, Miss. (Brookhaven)
10	Keytaon Thompson	QB	6-4	225	So.	1L	New Orleans, La. (Landry-Walker)
11	Jaquarius Landrews	S	6-0	190	Jr.	RS	Summit, Miss. (Copiah-Lincoln CC)
11	Geor'quarius Spivey	TE	6-5	250	Fr.	HS	Monroe, La. (Richwood)
12	Rip Kirk	QB	6-3	240	Jr.	RS	Hattiesburg, Miss. (Itawamba CC)
12	Shawn Preston Jr.	S	6-0	200	Fr.	HS	St. James, La. (St. James)
13	Travis O'Connor	WR	6-2	205	So.	SQ	Kenner, La. (John Curtis)
13	Tyler Williams	CB	6-2	175	RFr.	RS	Oxford, Miss. (Lafayette)
14	Jalen Mayden	QB	6-2	220	Fr.	HS	Sachse, Texas (Sachse)
14	Nathaniel Watson	LB	6-2	230	Fr.	HS	Maplesville, Ala. (Maplesville)
16	Korey Charles	WR	5-10	180	So.	1L	Miami, Fla. (North Florida Christian)
16	TJ McMahon	QB	5-11	195	Fr.	HS	Anaheim, Calif. (Servite)
17	Logan Burnett	QB	6-2	200	So.	SQ	Pelham, Ala. (Bessemer Academy)
17	Aaron Odom	DE	6-3	265	RFr.	RS	Jackson, Miss. (Callaway)
18	Aaron Brule	LB	6-1	225	Fr.	HS	Metairie, La. (Archbishop Rummel)
18	Cameron Gardner	WR	6-4	215	Fr.	HS	Starkville, Miss. (Starkville)
19	Stephen Adegoke	S	6-0	210	Sr.	SQ	Snellville, Ga. (San Diego Mesa College)
20	Taury Dixon	CB	5-9	165	So.	RS	Madison, Miss. (East Mississippi CC)
21	Nick Gibson	RB	5-11	215	Jr.	2L	Birmingham, Ala. (Pinson Valley)
21	Jaylon Reed	CB	6-0	185	Fr.	HS	Olive Branch, Miss. (Olive Branch)
23	Raymond Freeman	LS	6-1	210	RFr.	RS	Cantonment, Fla. (J.M. Tate Senior)
23	Keith Mixon	WR	5-8	185	Jr.	2L	Birmingham, Ala. (Shades Valley)
24	Chris Rayford	CB	6-0	200	Sr.	3L	Byhalia, Miss. (Byhalia)
25	Somon Anderson	CB	6-0	200	So.	SQ	New Orleans, La. (Brother Martin)
25	Brad Cumbest	TE	6-5	245	Fr.	HS	Hurley, Miss. (East Central)
26	Jordan Lawless	K	6-0	190	So.	RS	Lindale, Texas (Tyler [Texas] JC)
26	Alec Murphy	LB	6-0	235	Jr.	SQ	Nixa, Mo. (Nixa)
26	Aeris Williams	RB	6-1	215	Sr.	3L	West Point, Miss. (West Point)
27	Esaias Furdge	CB	5-11	170	Fr.	HS	Clarksdale, Miss. (Clarksdale)
27	Kody Schexnayder	P	5-10	195	Jr.	1L	River Ridge, La. (John Curtis)
28	Londyn Craft	S	6-0	195	RFr.	RS	Rio Rancho, N.M. (IMG Academy)
28	Dontavian Lee	RB	6-1	230	Sr.	3L	Hattiesburg, Miss. (Forrest County Agricultural)
29	C.J. Morgan	S	6-0	200	So.	1L	Bossier City, La. (Parkway)
30	Sh'mar Kilby-Lane	LB	6-2	230	Jr.	JC	Hollywood, Fla. (Copiah-Lincoln CC)
30	Dan Mills	K	6-0	190	RFr.	RS	Canton, Ohio (Central Catholic)
32	Brian Cole	S	6-2	210	Jr.	RS	Saginaw, Mich. (East. Mississippi CC)
33	Robert Rivers	RB	5-11	210	Fr.	HS	Ocala, Fla. (Trinity Catholic)
33	Joshua Short	S	5-10	175	Fr.	HS	Flowood, Miss. (Flowood)
34	Cory Thomas	DT	6-5	310	Sr.	3L	Bessemer, Ala. (McAdory)
35	Landon Guidry	S	6-0	195	RFr.	RS	Spring Hill, Tenn. (Independence)
38	Johnathan Abram	S	6-0	215	Sr.	1L	Columbia, Miss. (Jones County JC)
38	Cason Grant	WR	5-11	175	Fr.	HS	Abilene, Texas (Wylie)
39	Nathan Swanson	LS	6-5	230	So.	SQ	Norcross, Ga. (Norcross)
40	Erroll Thompson	LB	6-1	250	So.	1L	Florence, Ala. (Florence)
41	Mark McLaurin	S	6-2	215	Sr.	3L	Collins, Miss. (Collins)
42	Tucker Day	P/K	6-0	205	So.	SQ	Brentwood, Tenn. (Brentwood)
42	Marquiss Spencer	DE	6-4	285	Jr.	2L	Greenwood, Miss. (Greenwood)
43	Fletcher Adams	DE	6-2	265	Jr.	2L	Brandon, Miss. (Brandon)
44	Jett Johnson	LB	6-2	235	Fr.	HS	Tupelo, Miss. (Tupelo)
45	Devon Robinson	DT	6-4	275	Fr.	HS	Memphis, Tenn. (Whitehaven)

No.	Name	Pos.	Ht.	Wt.	Cl.	Exp.	Hometown (Previous School)
47	Jace Christmann	K	6-0	200	So.	1L	Houston, Texas (Memorial)
48	Scott Goodman	K	5-10	200	Fr.	HS	Brandon, Miss. (Brandon)
48	Chris Redmon	LB	6-0	225	So.	SQ	Fayetteville, Ark. (Fayetteville)
49	Aadreekis Conner	S	6-2	205	RFr.	RS	Port Gibson, Miss. (Port Gibson)
50	Tim Washington	LB	6-3	230	Jr.	2L	Yazoo City, Miss. (Yazoo City)
51	R.J. Jennings	LB	6-0	235	So.	RS	Birmingham, Ala. (Briarwood Christian)
51	Stewart Reese	OL	6-5	340	So.	1L	Fort Pierce, Fla. (Fort Pierce Central)
52	Kobe Jones	DE	6-4	270	So.	1L	Starkville, Miss. (Starkville)
53	Cameron Miller	LB	6-0	220	So.	SQ	Odessa, Fla. (Sickles)
54	Fabien Lovett	DE	6-4	335	Fr.	HS	Olive Branch, Miss. (Olive Branch)
54	Blake Mitchell	OL	6-0	315	So.	SQ	Brentwood, Tenn. (Ensworth)
55	Greg Eiland	OL	6-8	335	So.	1L	Philadelphia, Miss. (Philadelphia)
56	Dareuan Parker	OL	6-4	325	So.	1L	Olive Branch, Miss. (DeSoto Central)
57	John Garner	DE	6-4	230	Fr.	HS	Ridgeland, Miss. (St. Andrew's Episcopal)
58	Tyler Dunning	LB	6-1	230	RFr.	RS	Fort Lauderdale, Fla. (St. Thomas Aquinas)
58	Kameron Jones	OL	6-5	315	Fr.	HS	Starkville, Miss. (Starkville)
61	Deion Calhoun	OL	6-3	320	Sr.	3L	Pleasant Grove, Ala. (Restoration Academy)
62	Matt Stanic	OL	6-4	345	Jr.	SQ	Madison, Miss. (Madison Central)
64	Marlon Reese	OL	6-4	280	Sr.	TR	Columbia, S.C. (Glenville State)
65	Sherman Timbs	DT	6-2	260	RFr.	RS	Indianola, Miss. (Indianola Academy)
66	Joel Baldwin	LS	6-3	230	Sr.	SQ	Tupelo, Miss. (Tupelo)
67	Paul Blackwell	LS	5-9	200	Jr.	JC	Pascagoula, Miss. (Miss. Gulf Coast CC)
69	Kwatrivous Johnson	OL	6-7	355	Fr.	HS	Greenwood, Miss. (Greenwood)
70	Tommy Champion	OL	6-5	315	Jr.	RS	Jackson, Miss. (Copiah-Lincoln CC)
73	Darryl Williams	OL	6-2	310	Jr.	1L	Bessemer, Ala. (Bessemer City)
74	Elgton Jenkins	OL	6-4	310	Sr.	3L	Clarksdale, Miss. (Clarksdale)
75	Michael Story	OL	6-4	310	Jr.	2L	Ripley, Miss. (Ripley)
77	Cordavien Suggs	OL	6-6	300	RFr.	RS	Jackson, Miss. (Fletcher)
78	Tyre Phillips	OL	6-5	340	Jr.	RS	Grenada, Miss. (East Mississippi CC)
80	Christian Roberson	TE	6-5	255	So.	SQ	Atlanta, Ga. (McEachern)
81	Justin Johnson	TE	6-3	245	Sr.	3L	Birmingham, Ala. (Hoover)
82	Farrod Green	TE	6-4	240	Jr.	2L	Wesson, Miss. (Wesson Attendance Center)
83	Evans Wilkerson	OL	6-5	310	Jr.	2L	Ridgeland, Miss. (Jackson Academy)
84	Jaden Crumedy	DE	6-5	295	Fr.	HS	Hattiesburg, Miss. (Oak Grove)
84	Dontea Jones	TE	6-4	250	So.	SQ	McCool, Miss. (Jireh (N.C.) Prep)
85	Austin Williams	WR	6-3	205	RFr.	RS	Ocean Springs, Miss. (Ocean Springs)
86	Jesse Jackson	WR	6-2	215	Sr.	3L	Petal, Miss. (Petal)
87	Osirus Mitchell	WR	6-5	210	So.	1L	Sarasota, Fla. (Booker)
88	Powers Warren	TE	6-3	240	RFr.	RS	Minnetonka, Minn. (Minnetonka Senior)
89	Vincent Taylor	WR	5-10	190	So.	SQ	Memphis, Tenn. (Ridgeway)
90	Grant Harris	DT	6-3	290	Sr.	1L	Bolton, Miss. (Clinton)
91	James Jackson	DT	6-3	330	RFr.	RS	Pascagoula, Miss. (Pascagoula)
92	Kendell Jones	DT	6-4	290	Jr.	1L	Pinson, Ala. (Clay-Chalkville)
93	Tyler Smith	K	5-11	175	So.	TR	Coppell, Texas (Hardin-Simmons)
93	Cameron Young	DT	6-3	305	Fr.	HS	Crosby, Miss. (Franklin County)
94	Jeffery Simmons	DT	6-4	300	Jr.	2L	Macon, Miss. (Noxubee County)
95	Braxton Hoyett	DT	6-3	310	Sr.	2L	Pelham, Ala. (Pelham)
96	Tre Brown	DT	6-4	315	Sr.	1L	Ackerman, Miss. (Copiah-Lincoln CC)
97	Lee Autry	DT	6-2	310	Jr.	RS	Albemarle, N.C. (Itawamba CC)
98	Joseph Garner	LB	6-3	235	Fr.	HS	Ridgeland, Miss. (St. Andrew's Episcopal)

## PRONUNCIATION GUIDE


3	Devonta Jason	DUH-vahn-tay	40	Erroll Thompson	AIR-uhl
4	Gerri Green	GAIR-ee	47	Jace Christmann	Christ-man
4	Deddrick Thomas	rhymes with red	55	Greg Eiland	rhymes with island
9	Malik Dear	MUH-leek	56	Dareuan Parker	DAIR-e-uhn
10	Keytaon Thompson	KEY-tahn	69	Kwatrivous Johnson	KWAH-tray-vee-us
11	Jaquarius Landrews	JUH-quair-ee-us	74	Elgton Jenkins	EL-tuhn (silent g)
11	Geor'quarius Spivey	JUH-quair-ee-us	77	Cordavien Suggs	COR-day-vee-uhn
18	Aaron Brule	BREW-lay	78	Tyre Phillips	TYE-ree
19	Stephen Adegoke	AH-duh-go-kay	80	Christian Roberson	ROH-ber-suhn
22	Aeris Williams	AIR-us	82	Farrod Green	FUH-rahd
27	Esaias Furdge	ee-ZAH-yahs	84	Dontea Jones	DAHN-tay
27	Kody Schexnayder	SHEX-nye-dur	87	Osirus Mitchell	O-sye-rus

# 2018 MISSISSIPPI STATE COACHES

## ON THE FIELD



**JOE MOORHEAD**  
Head Coach  
First Season



**BRIAN BAKER**  
Defensive Line  
Third Season



**TERRELL BUCKLEY**  
Cornerbacks  
Third Season



**LUKE GETSY**  
Offensive Coordinator/  
Wide Receivers  
First Season



**CHARLES HUFF**  
Asst. HC/Run Game Coord./RBs  
First Season



**MARCUS JOHNSON**  
Offensive Line  
First Season



**JOEY JONES**  
Special Teams Coordinator  
First Season



**TEM LUKABU**  
Linebackers  
First Season

## IN THE BOOTH



**ANDREW BREINER**  
Pass Game Coordinator/QBs  
First Season



**MARK HUDSPETH**  
Assoc. HC/Tight Ends  
Third Season



**BOB SHOOP**  
Defensive Coordinator/  
Safeties  
First Season