



MISSISSIPPI STATE FOOTBALL

GAME 2 NOTES

#HailState | School-Record 8 Straight Bowl Games • 49 All-Time All-Americans • 144 NFL Draft Picks | #ChampionshipStandard

September 8, 2018

11 a.m. CT | ESPN

Manhattan, Kan.

Bill Snyder Family Stadium (50,000)

2018 SCHEDULE

Overall: 1-0 | SEC: 0-0 | H: 1-0 | A: 0-0 | N: 0-0

Sept.	Opponent	TV	Time (CT)
1	Stephen F. Austin	ESPNU	W, 63-6
8	at Kansas State	ESPN	11 a.m.
15	Louisiana	SECN-Alt	6:30 p.m.
22	at Kentucky	TBA	TBA
29	#25/25 Florida	TBA	TBA

Oct.	Opponent	TV	Time
6	#7/7 Auburn	TBA	TBA
20	at #11/15 LSU	TBA	TBA
27	Texas A&M	TBA	TBA

Nov.	Opponent	TV	Time
3	Louisiana Tech (HC)	TBA	TBA
10	at #1/1 Alabama	TBA	TBA
17	Arkansas	TBA	TBA
22	at Ole Miss	ESPN	6:30 p.m.

COACHING STAFF

On the Sideline (Year at MSU)

Joe Moorhead, head coach (1st)

Brian Baker, defensive line (3rd)

Terrell Buckley, cornerbacks (3rd)

Luke Getsy, offensive coordinator/WRs (1st)

Mark Hudspeth, associate head coach/TEs (3rd)

Charles Huff, assistant HC/run game coord./RBs (1st)

Marcus Johnson, offensive line (1st)

Joey Jones, special teams coordinator (1st)

Tem Lukabu, linebackers (1st)

In the Booth (Year at MSU)

Andrew Breiner, pass game coordinator/QBs (1st)

Bob Shoop, defensive coordinator/safeties (1st)

ON THE AIR

ESPN

Mark Jones, play-by-play

Dusty Dvoracek, analyst

Molly McGrath, sideline



MSU Sports Radio Network

Neil Price, play-by-play

Matt Wyatt, analyst

Jay Perry, sideline

Learfield

Satellite Radio

Sirius: 111, XM: 191



THE MATCHUP

MISSISSIPPI STATE BULLDOGS

Record: 1-0 (0-0 SEC)

Ranking: #18 Associated Press | #18 Amway Coaches

Streak: W2

Head Coach: Joe Moorhead (Fordham, 1996)

Career Record: 39-13 (5th season)

Record at Mississippi State: 1-0 (1st season)



AT

KANSAS STATE WILDCATS

Record: 1-0 (0-0 Big 12)

Ranking: RV Associated Press | RV Amway Coaches

Streak: W4

Head Coach: Bill Snyder (William Jewell, 1963)

Career Record: 211-110-1 (27th season)

Record at Kansas State: same



STORYLINES

NO. 18/18 MSU TAKES TOP 20 RANKING ON ROAD TO FACE KANSAS STATE

MSU makes its first trip to Manhattan, Kansas, since 1977 as the Bulldogs (1-0) take on Kansas State (1-0) at 11 a.m. CT Saturday in Bill Snyder Family Stadium. The game will be televised on ESPN following College GameDay. The all-time series between the two teams is tied 1-1.

- State routed Stephen F. Austin, 63-6, in the season-opener and debut of head coach **Joe Moorhead**. The Bulldogs tallied 214 yards and 21 points in the first quarter to set the tone in an impressive debut for Moorhead and his staff, a game in which State amassed 618 yards of offense and also saw MSU's defense limit SFA to just two field goals.

- In just his second career start, quarterback **Keytaon Thompson** was easily the star of the night, accounting for 473 yards of total offense and seven touchdowns (tied SEC record) in just over three quarters of action. He was 13-of-31 for 364 yards and five scores (tying an MSU record) through the air and also rushed for a team-best 109 yards and two TDs.

- MSU racked up a school-record 17 tackles for loss in the season opener, breaking the previous mark of 15 against Troy (2015) and Alcorn State (2010). Thirteen different Bulldogs recorded at least a half tackle for loss, highlighted by a combined seven from preseason All-Americans **Jeffery Simmons** (3.5) and **Montez Sweat** (3.5). Sweat also recorded a game-high 2.0 sacks.

- With 618 yards of total offense (fifth-highest total in school history) last Saturday, MSU topped the 500-yard mark for the 22nd time since 2014, which leads the SEC during that span.

- Winners of 36 of its last 41 non-conference matchups, MSU will play its first road-game against a Power 5 team since at Georgia Tech on Sept. 20, 2008 and is seeking its first win in such games since a 30-21 victory at Baylor on Sept. 16, 1995.

- Nick Fitzgerald** will return as starting QB Saturday. The owner of 11 school records, Fitzgerald has rushed for 2,486 yards in his career, which is fourth-most by a QB in SEC history (461 shy of Tim Tebow's record).

BY THE NUMBERS

34.5

Combined TFL by **Jeffery Simmons** (15.5) and **Montez Sweat** (19) over the last 14 games

263.7

Rushing yards per game by MSU in the last three games dating back to last season

12

Different players caught a pass in the season-opener, representing the most in an MSU game since 13 did so against Alcorn State on Sept. 7, 2013

12

Number of 20+ yard plays by MSU in the season-opener, which is the second most in the FBS (Hawaii, 15)

63

Points scored in the season-opener, the most ever in a debut of an MSU head coach and the 13th highest point total in school history

53

The first TD of the **Joe Moorhead** era was a 53-yard pass from **Keytaon Thompson** to **Kylin Hill** on the first play of MSU's first drive



GAME 2 DEPTH CHART

OFFENSE

			Ht.	Wt.	Cl.-Exp.	Notable
WR (X)	1	Stephen Guidry	6-4	190	Jr.-JC	1 catch for 39 yds in 1st career start in '18 season opener ... No.1 JUCO wide receiver in America from Hinds CC
	6	Jamal Couch	6-4	225	Jr.-2L	Averaged 19.1 ypc and found end zone 2x through the air in '17 ... 14 of 18 career catches have resulted in a 1st down
	3	Devonta Jason	6-3	220	Fr.-HS	Early Enrollee ... Elite 4-star WR from NOLA ... Top-5 ranked WR in the class by Rivals ... Nicknamed "Whop"
WR (H)	85	Austin Williams	6-3	205	RFr.-RS	Started first career game in '18 season opener ... Listed as a breakout candidate for '18 season by CBS Sports
	4	Dedrick Thomas	5-9	190	Jr.-2L	Breakout sophomore year in '17 with 3 TD (2 rec., 1 PR) in the last 5 games ... 5 TDs in 23 career games
	23	Keith Mixon	5-8	185	Jr.-2L	One of the fastest players on the team ... Nicknamed "Pocket Rocket" ... Sidelined for final 3 games of '17 (ankle)
WR (Z)	87	Osirus Mitchell	6-5	210	So.-1L	Career and game high 114 yds and 2 TD in first career start in '18 season opener ... Played 9 games in '17
	86	Jesse Jackson	6-2	215	Sr.-3L	Team's leading receiver in '17 (276 yards, 28 rec.) ... 5th-year senior ... Seeking first TD catch
	9	Malik Dear	5-9	225	Jr.-2L	Missed '17 season due to injury ... Sustained torn ACL in left knee during '17 spring ... Started 9 of 12 games in '16
LT	55	Greg Eiland	6-8	335	So.-1L	Started 4 games at LT in '17 in place of injured Rankin (BYU, UK, Texas A&M, UMass) ... Played all 13 games
	78	Tyre Phillips	6-5	340	Jr.-RS	Redshirted in '17 ... Spent 2 seasons for a record-breaking EMCC offense ... '17 SEC Fall Academic Honor Roll
LG	73	Darryl Williams	6-2	310	Jr.-1L	Started all 13 games at LG in '17 ... SEC OL of the Week after 37-7 win vs. #11 LSU (99% grade, 3 KDs)
	79	Evans Wilkerson	6-5	310	Jr.-2L	Played in 27 career games, mostly on FG and PAT units ... '16 SEC Fall Academic Honor Roll
C	74	Elgton Jenkins	6-4	310	Sr.-3L	Rimington Trophy candidate ... Didn't allow a sack or QB hit in '17 ... Owns starts at C (14), LT (5), LG (2), RT (1)
	54	Blake Mitchell	6-0	315	So.-1L	Walk-on who saw action, primarily on special teams, in three games in '17 (BYU, UK, Louisville)
RG	61	Deion Calhoun	6-3	320	Sr.-3L	Owns most starts on OL with 24 ... Didn't allow a sack in '17 ... 1st from his HS to be offered FBS scholarship
	56	Dareuan Parker	6-4	325	So.-1L	Played in 12 games in '17 as backup and on FG/PAT units ... Saw action in 69 offensive snaps last year
RT	51	Stewart Reese	6-5	340	So.-1L	Led offense in snaps played (943) in '17 ... Started all 13 games at RT in debut season ... Only 2 sacks allowed in '17
	70	Tommy Champion	6-5	315	Jr.-RS	Redshirted in '17 ... Spent freshman and sophomore seasons at Copiah-Lincoln CC
TE	81	Justin Johnson	6-3	245	Sr.-3L	Has a catch in 5 of last 7 games ... 8 catches for 44 yds, 1 TD in '17 ... TD came at Auburn ... Played in 58 career games
	82	Farrod Green	6-4	240	Jr.-2L	Started 21 of 26 games played ... Averaged 19.3 ypc in '17 ... Longest catch is 62 yds ... Career: 21 rec., 304 yds, 1 TD
	84	Dontea Jones	6-4	250	So.-1L	Caught 1st TD pass in '18 opener ... Saw action in 4 games in '17 (Charleston Southern, LA Tech, #11 LSU, UK)
RB	8	Kylin Hill	5-11	215	So.-1L	2 TD in '18 opener (1 catch/1run) ... 265 yac in '17 ... 24 1st down runs ... 15 10+ yd runs
	26	Aeris Williams	6-1	215	Sr.-3L	Nicknamed "A-Train" ... 1st Bulldog to rush for 1,000 yds since '14 ... Owns 6 100-yd rush games ... 13 career rush TDs
	21	Nick Gibson	5-11	215	Jr.-2L	Played all 13 games in '17 and made first start at Arkansas ... '17: 239 yds, 1 TD on 45 carries
	28	Dontavian Lee	6-1	230	Sr.-3L	Nicknamed "D-Lee" ... Seen time in 36 games ... Scored first TD in '17 opener
QB	7	Nick Fitzgerald	6-5	230	Sr.-3L	Returns as starting QB ... Needs 35 yds to tie Dak Prescott for 3rd in SEC career QB rushing yds
	10	Keytaon Thompson	6-4	225	So.-1L	Matched school and SEC single-game records in TDs responsible (7) in '18 season opener (5 pass/2 rush)
	14	Jalen Mayden	6-2	220	Fr.-HS	Saw 1st career action in '18 opener ... 4-star prospect by ESPN ... 9,472 yds total offense, 114 TDs in high school
	-or- 17	Logan Burnett	6-2	200	So.-SQ	Walk-on who's seen playing time in three games ... 1 completion for 25 yds in '18 opener

DEFENSE

			Ht.	Wt.	Cl.-Exp.	Notable
DE	9	Montez Sweat	6-6	245	Sr.-1L	10.0 TFL in last 4 games ... 6 TT, 3.5 TFL, 2 Sacks in '18 opener ... SEC-best 10.5 sacks, 15.5 TFL in '17
	5	Chauncey Rivers	6-3	275	Jr.-RS	Earned academic redshirt in '17 ... Spent sophomore year at EMCC and freshman year at Georgia
	43	Fletcher Adams	6-2	265	Jr.-2L	Played 24 career games with six starts ... 42 career tackles ... Made a tackle in 22 of 24 games
DT	95	Braxton Hoyett	6-3	310	Sr.-2L	5th year senior ... 11 straight starts ... 42 career tackles, 5.0 TFL ... 14 of 21 tackles in '17 were in last 5 games
	34	Cory Thomas	6-5	310	Sr.-3L	Started 6 of 27 career games ... 5.5 of 28 career TT have been TFL ... Also has 1 FF and 1 INT in career
	91	James Jackson	6-3	330	RFr.-RS	Redshirted in '17 ... Widely considered top DT prospect in Mississippi out of high school
	-or- 90	Grant Harris	6-3	290	Sr.-1L	Veteran who's played in 25 career games (no starts) ... Played all 13 games in '17 and made 14 TT (1.5 sacks)
NG	94	Jeffery Simmons	6-4	300	Jr.-2L	Preseason All-American ... Career-high 3.5 TFL in '18 opener ... Top DT prospect in nation by PFF ... 12.5 TFL (5.0 sacks) in '17
	96	Tre Brown	6-4	315	Sr.-1L	At least 1 tackle in 9 of 13 games in '17 ... Finished with 16 TT (2.5 TFL) and forced and recovered 1 fumble
	97	Lee Autry	6-2	310	Jr.-2L	Made debut in '18 opener ... Redshirted in '17 ... Spent 2 years at Itawamba CC ... No. 2 JUCO DT by ESPN
DE	4	Gerri Green	6-4	255	Sr.-3L	Captain and Wuerffel Trophy nominee ... 133 TT (15.5 TFL) in career ... Started 15 of 30 games ... 11.0 TFL in '17
	52	Kobe Jones	6-4	270	So.-1L	Starkville native ... 18 TT (4.5 TFL) in '17 with career-high 2.5 TFL in season opener ... Played all 13 games in '17
	-or- 42	Marquiss Spencer	6-4	285	Jr.-2L	0.5 TFL in 5 games in '17 ... Appeared in 26 career games (no starts) ... 8 of 23 career TT have been for loss
WLB	10	Leo Lewis	6-2	240	Jr.-2L	Made 12 straight starts ... 2 games with 8 TT in '17 ... Finished with 46 TT (1.0 sack)
	6	Willie Gay Jr.	6-2	235	So.-1L	Starkville native ... 15 TT (2.0 TFL), 1 FF, 2 PBU in '17 ... Played all 13 games ... Made a tackle in 7 straight games
MLB	40	Erroll Thompson	6-1	250	So.-1L	SEC All-Freshman Team in '17 ... Led SEC freshman LBs in TT (46) ... Added 5.5 TFL and 2.5 sacks ... Started last 4 games
	50	Tim Washington	6-3	230	Jr.-2L	Seen action in 25 career games (no starts) ... Played all 13 games in '17, mostly on special teams, and had 7 TT
SLB	6	Willie Gay Jr.	6-2	235	So.-1L	Starkville native ... 15 TT (2.0 TFL), 1 FF, 2 PBU in '17 ... Played all 13 games ... Made a tackle in 7 straight games
	50	Tim Washington	6-3	230	Jr.-2L	Seen action in 26 career games (no starts) ... Played all 13 games in '17, mostly on special teams, and had 7 TT
CB	2	Jamal Peters	6-2	220	Sr.-3L	37 games played (8 starts) ... 3 career INT (returned 1 90 yds for score at A&M in '17) ... 70 career TT (2.5 TFL)
	13	Tyler Williams	6-2	175	RFr.-RS	Redshirted in '17 and saw first career action in '18 opener ... State champion at Lafayette (Miss.) HS
FS	41	Mark McLaurin	6-2	215	Sr.-3L	Team leader in TT (79) in '17 ... SEC-best 6 INT ... 3 picks in win over Louisville in TaxSlayer Bowl and was MVP
	29	C.J. Morgan	6-0	200	So.-1L	Saw action in 10 games in '17 as redshirt freshman ... 5 TT on the year ... 4-star prospect by ESPN out of HS
SS	38	Johnathan Abram	6-0	215	Sr.-1L	2nd on team in TT in '17 (71) ... Added 5.0 TFL (2.0 sacks), 5 PBU, 2 FF ... No. 1 JUCO safety 2 years ago at Jones CC
	24	Chris Rayford	6-0	200	So.-1L	5th-year senior ... 40 games played with 9 starts ... Started 6 of 13 games played in '17 ... Has 44 TT
STAR	32	Brian Cole	6-2	210	Jr.-RS	Made 1st career start in '18 opener ... Redshirted in '17 ... Top 5 JUCO safety in America by 247Sports
	11	Jaquarius Landreus	6-0	190	Jr.-RS	Enrolled at MSU in January 2017 ... Redshirted during '17 season ... Transferred from Copiah-Lincoln CC
	7	Marcus Murphy	6-1	195	Fr.-HS	Early enrollee who made MSU debut in '18 opener ... 4-star ATH from nearby West Point HS
CB	3	Cameron Dantzier	6-2	175	So.-1L	Allowed 1 rec. for 5 yds on 7 targets in '18 opener ... Saw action in 13 games as reserve in '17 ... Louisiana product
	8	Maurice Smitherman	5-10	190	Jr.-2L	Played all 13 games in '17, mostly on special teams ... Posted one interception in '16 ... Alabama native

SPECIAL TEAMS

			Ht.	Wt.	Cl.-Exp.	Notable
PK	47	Jace Christmann	6-0	200	So.-1L	Walk-on, who earned Freshman All-America honors ... 12 of 15 on FGs and 48 of 48 on PATs ... Long FG is 45 yds
	26	Jordan Lawless	6-0	190	So.-RS	Redshirted in '17 after one season at Tyler JC ... Went 12 of 15 on FGs and 49 of 51 on PATs at Tyler
KO	48	Scott Goodman	5-10	200	Fr.-HS	Made debut in '18 opener ... Preferred walk-on who turned down several scholarship offers to attend MSU
P	42	Tucker Day	6-0	205	So.-SQ	3 punts for 123 yds in '18 opener ... Appeared in 2 games in '17 ... No. 1 punter out of HS by Chris Sailer Kicking
	27	Kody Schexnayder	5-10	195	Jr.-1L	Punted in 1 game in Primary punter last 4 games in '16 ... Career-long punt is 52 yards.
KR	32	Brian Cole	6-2	210	Jr.-RS	Made 1st career start in '18 opener ... Redshirted in '17 ... Top 5 JUCO safety in America by 247Sports
	7	Marcus Murphy	6-1	195	Fr.-HS	Early enrollee who made MSU debut in '18 opener ... 4-star ATH from nearby West Point HS
PR	23	Keith Mixon	5-8	185	Jr.-2L	One of the fastest players on the team ... Nicknamed "Pocket Rocket" ... Returned 6 punts for 64 yds in '18 opener
	4	Dedrick Thomas	5-9	190	Jr.-2L	Hornung Award Watch List ... Returned 6 punts for 104 yds and a score in '17
LS	66	Joel Baldwin	6-3	230	Sr.-SQ	Recently earned scholarship ... Saw action in one game in '17
H	27	Kody Schexnayder	5-10	195	Jr.-1L	Punted in 1 game as primary punter last 4 games in '16 ... Career-long punt is 52 yards

MSU FOOTBALL MEDIA SERVICES

3 MONDAY	4 TUESDAY	5 WEDNESDAY	6 THURSDAY	7 FRIDAY	8 SATURDAY	9 SUNDAY
Coach Moorhead Press Conference Noon Seal Media Room SEC Network+	Requested Offensive Players/OC Luke Getsy 6:40 p.m. in Seal Media Room	Coach Moorhead on SEC Teleconference 11:50 a.m. Passcode available from SEC Requested Defensive Players/DC Bob Shoop 6:40 p.m. in Seal Media Room	Dawg Talk with Joe Moorhead 6:30 p.m. at The Veranda	no media availability TBA afternoon depart via charter flight	Game 2: #18/18 MSU at Kansas State 11 a.m. • ESPN Bill Snyder Family Stadium Coach Moorhead and selected players will be available after the game in the visiting postgame interview room.	no media availability

COACH JOE MOORHEAD

Monday Press Conference

Coach Moorhead will conduct a weekly media conference each Monday at 12 p.m. prior to an MSU game. The conference will be conducted in the media room of the Leo Seal Jr. Football Complex. Coach The press conference will also be streamed live on SECNetwork+ via the ESPN app and WatchESPN.com. FTP video will be emailed out and the on-demand video will be available at the Hail State YouTube channel.

SEC Teleconference

Coach Moorhead will join the league's other 13 coaches on the SEC's Wednesday teleconference. The teleconferences are every Wednesday from Aug. 29-Nov. 21. Coach Moorhead's 10-minute segment is scheduled from 11:50 a.m.-12 p.m. CT. The teleconference phone number can be obtained by contacting the SEC Communications Office.

Postgame

Coach Moorhead's postgame press conference for home games will be held in the new postgame interview room on the north end of Davis Wade Stadium. Moorhead's press conference may also be viewed in the press box on the MSU TV Center channel on press box television monitors. For road games, Moorhead's postgame press conferences will be held in the visiting interview room or outside the locker room.

"Dawg Talk" Radio Show

Coach Moorhead's weekly, one-hour call-in radio show airs live at 6:30 p.m. CT each Thursday during the season from The Veranda in Starkville. It can be heard on 100.9 FM in Starkville, for free at HailState.com or via the TuneIn app.

PLAYERS/ASSISTANT COACHES

Tuesday Post Practice - Offensive

Offensive players and offensive assistant coaches, including offensive coordinator Luke Getsy, are available by request following Tuesday's practice in the media room at the Seal Football Complex. Please email all player/assistant coach requests to Bill Martin (BMartin@athletics.msstate.edu), Brandon Langlois (BLanglois@athletics.msstate.edu) and Taylor Shirey (TShirey@athletics.msstate.edu) 24 hours in advance.

Wednesday Post Practice - Offense

Defensive players and defensive assistant coaches, including defensive coordinator Bob Shoop are available by request following Wednesday's practice in the media room at the Seal Football Complex. Please email all player/assistant coach requests to Bill Martin (BMartin@athletics.msstate.edu), Brandon Langlois (BLanglois@athletics.msstate.edu) and Taylor Shirey (TShirey@athletics.msstate.edu) 24 hours in advance.

Postgame

Player requests for postgame interviews will be taken in the fourth quarter. For home games, players will be available following Coach Moorhead's press conference in the new postgame interview room on the north end of Davis Wade Stadium. For road games, players will be available after Coach Moorhead's press conference outside the locker room. The locker room is off limits to the media. MSU players may not be approached on the field following games for interviews.

MSU Athletic Communications

Phone..... (662) 325-8881
 Mailing Address: P.O. Box 5308, Mississippi State, MS 39762
 Overnight Address: Bryan Building, 288 Lakeview Drive, Mississippi State, MS 39762

Football Contacts

Bill Martin (@MSUBillMartin)	Associate AD/Communications
Martin Phone	662-325-0967 (office)/662-418-3821 (cell)
Martin E-Mail	BMartin@athletics.msstate.edu
Brandon Langlois (@BMLanglois)	Associate Director (player interviews, assts)
Langlois Phone	601-405-5650 (cell)
Langlois E-Mail	BLanglois@athletics.msstate.edu
Taylor Shirey (@taylor_shirey14)	Assistant Director (player interviews)
Shirey Phone	662-325-0967 (office)/256-899-6482 (cell)
Shirey E-Mail	TShirey@athletics.msstate.edu

Other Important Phone Numbers

Davis Wade Stadium at Scott Field Press Box..... (662) 325-3776
 MSU Football Office..... (662) 325-2534
 HailState Productions (Television) (662) 325-1262
 MSU Athletic Ticket Office (662) 325-2600
 MSU Athletic Director's Office (662) 325-8082

CollegePressBox.com

CollegePressBox.com serves as a one-stop shop for all needs regarding college football. Members can access player headshots, media guides and more for all FBS schools. Login information will be distributed to accredited media or by applying for a password by sending an email to password@collegepressbox.com.



THE MOORHEAD FILE

Hometown: Pittsburgh, Pa.
Education: Fordham University, 1996 (B.A. English)
Wife: Jennifer
Children: Donovan (11), Mason (15), Kyra (17)
Birthday: November 2, 1973

COACHING CAREER

2017-present: Mississippi State (Head Coach)
 2016-17: Penn State (Offensive Coordinator/QBs)
 2012-15: Fordham (Head Coach)
 2011: Connecticut (Quarterbacks)
 2009-10: Connecticut (Offensive Coordinator/QBs)
 2006-08: Akron (Offensive Coordinator/QBs)
 2005: Akron (Asst. HC/Pass Game & Recruiting Coord./WRs)
 2004: Akron (WRs/Recruiting Coord./Punt Return)
 2003: Georgetown (Offensive Coordinator/QBs)
 2002: Georgetown (Pass Game Coordinator/QBs)
 2001: Georgetown (Quarterbacks)
 2000: Georgetown (Running Backs)
 1999: Pittsburgh (Graduate Assistant/Defense)
 1998: Pittsburgh (Graduate Assistant/Recruiting)

BOWL GAMES, PLAYOFF GAMES COACHED

2017: Rose Bowl (Penn State)
 2016: Big Ten Championship (Penn State)
 2015: FCS First Round (Fordham)
 2014: FCS First, Second Round (Fordham)
 2013: FCS First, Second Round (Fordham)
 2011: Fiesta Bowl (Connecticut)
 2010: PapaJohns.com Bowl (Connecticut)
 2005: Motor City Bowl (Connecticut)

BY THE NUMBERS

30

Penn State scored at least 30 points in 21 of the 26 games Moorhead coached, and they averaged 39.4 points per game during that span.

7

The 2017 campaign saw the Nittany Lions rank in the Top 25 nationally in seven different offensive categories.

3

Moorhead led Fordham to the 2014 Patriot League title and three straight FCS playoff appearances.

1

Sports Illustrated and YAHOO'S No. 1 rising assistant in college football in 2017.

JOE MOORHEAD

First Season
 @BallCoachJoeMo

33RD HEAD FOOTBALL COACH 2016 & 2017 NATIONAL OFFENSIVE COORDINATOR OF THE YEAR

Joe Moorhead, the mastermind behind Penn State's offensive juggernaut the past two seasons, was named Mississippi State's 33rd head football coach on November 29, 2017. Moorhead brings a championship standard mantra to Starkville centered on winning a Southeastern Conference Championship and competing for a national title. The 44-year-old has played a pivotal role in conference championships at his last four coaching stops, including Penn State (2016), Fordham (2014), Connecticut (2010) and Akron (2005).

Moorhead's first season at Mississippi State will be his 21st in collegiate coaching and his fifth as a head coach. In his short time in Starkville, the Pittsburgh, Pa., native has already made a marvelous impact, securing a Top 25 recruiting class just weeks on the job, hiring an elite coaching staff, forming relationships around the state of Mississippi and developing a 'good to great' attitude within the program.

Moorhead received national acclaim during the 2016 and 2017 seasons as the offensive coordinator and quarterbacks coach on James Franklin's Penn State staff. Tabbed as Sports Illustrated and Yahoo's No. 1 rising assistant in college football in August 2017, Moorhead transformed the Nittany Lions offensively and spearheaded them to a combined 21-5 record, a 17-3 mark in Big Ten regular season play, the 2016 Big Ten Championship, two New Year's Six bowls and back-to-back Top 10 national rankings.

Explosive, balanced offenses have been a trademark of Moorhead at every stop of his career. Penn State scored at least 30 points in 21 of the 26 games he coached, and they averaged 39.4 points per game during that span.

The 2017 campaign saw the Nittany Lions rank in the Top 25 nationally in seven different offensive categories, including seventh in points per game (41.1), fifth in third conversion percentage (48.0), 14th in passing efficiency (153.6), 17th in yards per play (6.55), 19th in total offense (460.3), 23rd in passing yards per game (290.2) and 21st in red zone conversion percentage (89.8). They also produced four 50-point games, representing the most in a Penn State season since 1994.

Moorhead's expertise was evident in the development of quarterback Trace McSorley and running back Saquon Barkley. Together they formed one of the elite backfields in all of college football. McSorley, a finalist for the Johnny Unitas Golden Arm Award, became just the second player in Big Ten history to register 25 passing touchdowns and 10 rushing scores in a single season. He also was the first player in program history to produce multiple seasons of 3,000 yards passing. Barkley, a consensus All-American and the first running back in Big

Ten history to claim multiple Conference Offensive Player of the Year honors, ranked second nationally in all-purpose yards in 2017 (2,329). He broke four school career records, including rushing touchdowns (43), total touchdowns (53), all-purpose yards (5,538) and consecutive games with a touchdown (15) in just three seasons.

Four of Moorhead's offensive players heard their names called in the first four rounds of the 2018 NFL Draft, while two additional ones signed undrafted free agent contracts. Barkley led the way with the No. 2 overall selection, becoming the highest drafted Nittany Lion in 19 years and the highest drafted running back overall since Reggie Bush in 2006.

The 2016 season saw Moorhead earn National Offensive Coordinator of the Year honors by 247Sports, a year in which the Nittany Lions claimed their first outright Big Ten Championship in two decades and berth in the Rose Bowl. They reeled off nine straight conference victories and finished the year 11-3 highlighted by triumphs over No. 2 Ohio State and No. 6 Wisconsin.

In Moorhead's first season, Penn State shattered then-school records for total offense (6,056), passing yards (3,650) and points scored (526). The Nittany Lions improved their scoring average by a staggering 14.4 points from 2015 to 2016, which ranked fourth nationally. They racked up 30 or more points in 11 games, which was the most since the 1994 squad.

Moorhead is no stranger to building and maintaining a program as a head coach. Prior to his stint at Penn State, he posted a 38-13 record as head coach at Fordham University from 2012-15. After inheriting a program that went 1-10, he steadily built the Rams into a Football Championship Subdivision (FCS) powerhouse, leading them to their best season in program history in 2013 and the Patriot League title in 2014. They reached the FCS playoffs in three straight seasons under his watch.

During his tenure, Moorhead produced the highest ranking in program history (No. 5 in 2013), the highest final ranking in program history (No. 9 in 2013 and 2014), the first two wins over FBS schools in program history and the first two wins over Top 10 opponents in school history.

As a collegiate performer at Fordham, Moorhead was a three-year starter at quarterback and a team captain as a senior. He was a second-team All-Patriot League pick as a senior, finishing 13th nationally in total offense. He graduated with school single-season records for completions and passing yards. Following his collegiate career, Moorhead spent time in the training camp of the Milwaukee Mustangs of the Arena Football League after playing the 1996 season for the Munich Cowboys of the E.F.A.F.

The son of a steel mill worker, Moorhead received an English degree from Fordham in 1996.

MOORHEAD'S YEAR-BY-YEAR RECORD

Year	School	Overall	Conf.	Notable
2012	Fordham	6-5	0-0	Fordham first winning season since 2007
2013	Fordham	12-2	0-0	FCS Playoffs Second Round, No. 9 ranking
2014	Fordham	11-3	6-0	FCS Playoffs Second Round, No. 11 ranking
2015	Fordham	9-3	5-1	FCS Playoffs First Round, No. 19 ranking
2018	Mississippi State	1-0	0-0	Scored 63 points in first game as head coach
TOTALS		39-13 (.750)	11-1 (.916)	

SERIES HISTORY

Tied, 1-1

10/5/1974:	MSU, 21-16	at Starkville
10/1/1977:	MSU, 24-21	at Manhattan, Kan.

at Starkville: MSU, 1-0

at Manhattan: KSU, 1-0

*Denotes win forfeited by the NCAA

MSU VS. POWER 5 ON THE ROAD

Kansas State will be only the fourth Power 5 team MSU has played in a true road game since the Bulldogs' 30-21 win over Baylor in Waco, Texas, during the 1995 season.

Date	Opponent	Result
9/20/2008	Georgia Tech	L, 38-7
8/31/2002	Oregon (NR-#15)	L, 36-13
9/19/1998	Oklahoma State (#25-NR)	L, 42-23
9/16/1995	Baylor	W, 30-21

QUICK FACTS

Location	Starkville, Miss.
Founded	February 28, 1878
Nickname	Bulldogs
Enrollment	21,884
President	Dr. Mark Keenum
Athletic Director	John Cohen
Faculty Rep	Dr. Steven Turner
Conference	Southeastern (West)
Colors	Maroon and White
Stadium	Davis Wade Stadium
	at Scott Field
Capacity	61,337
Playing Surface	Hybrid Bermuda
First Year Football	1895
Years of Football	119th
All-Time Record	556-573-39 (.493)
All-Time SEC Record	193-361-12 (.350)
All-Time Bowl Record	13-8 (.619)

THE SERIES: MSU VS. KANSAS STATE

This will be the third time Mississippi State and Kansas State will face each other, with Mississippi State winning 24-21 in 1977 and 21-16 in 1974 ... The 1977 game was later forfeited by the NCAA ... State will make its first trip to Manhattan, Kansas, since 1977 ... All-time MSU is 11-12-2 against teams that comprise the Big 12 ... The Bulldogs' most common foe is Texas Tech (4-2-1) ... The last time MSU played a Big 12 team was the 2013 season opener against Oklahoma State (L, 21-3) in the Advocare Texas Kickoff Classic at then-named Reliant Stadium in Houston, Texas.

STATISTICAL BREAKDOWN

Category	MSU	KSU	Conference (NCAA) Ranks	
			MSU	KSU
Scoring Offense:	63.0	27.0	1(6)	7 (82)
Total Offense:	618.0	408.0	2 (12)	7 (73)
Rushing Offense:	220.0	256.0	6 (42)	4 (31)
Passing Offense:	398.0	152.0	1 (7)	9 (107)
Scoring Defense:	6.0	24.0	2 (8)	5 (63)
Total Defense:	254.0	334.0	5 (23)	6 (59)
Pass Defense:	177.0	257.0	5 (41)	7 (84)
Rushing Defense:	77.0	77.0	3 (21)	1 (21)
Kickoff Return Avg.:	29.50	17.40	3 (20)	9 (81)
Punt Return Avg.:	10.67	21.40	4 (36)	1 (12)
Time of Possession:	28:44	37:39	9 (82)	1 (10)
3rd Down Conv. Pct.:	53.9	45.0	4 (30)	5 (57)
Opp. 3rd-D Conv. Pct:	16.7	25.0	3 (10)	2 (32)
TO Margin:	1.0	-4.0	6 (25)	9 (121)
Net Punting:	41.0	42.7	6 (34)	2 (25)
Fumbles Recovered:	0	--	--	--
Passes Intercepted:	1	--	3 (29)	--
Fumbles Lost:	0	2	1 (1)	9 (105)
Turnovers Gained:	1	--	7 (57)	--
Turnovers Lost:	0	4	1 (1)	9 (116)
Passing Efficiency:	190.98	89.52	4 (24)	9 (118)
Pass Efficiency Defense	75.32	87.30	2 (14)	2 (23)
Fewest Penalties:	7.0	13.0	8 (67)	9 (119)
Fewest Yards Penalized:	80.0	129.0	10 (94)	9 (122)
Sacks/game:	4.0	1.0	3 (14)	5 (78)
Tackles for Losses:	17.0	3.0	1 (1)	9 (105)
First Downs:	25	19	6 (39)	8 (92)
Red Zone Offense:	100.00	25.00	1 (1)	8 (89)
Red Zone Defense:	100.00	100.00	3 (65)	5 (65)

NOTEBOOK

MORE NOTABLES

- **Joe Moorhead**, the 2016 National Offensive Coordinator of the Year and the mastermind behind Penn State's offensive juggernaut the past two seasons, was named Mississippi State's 33rd head football coach on Nov. 29. Moorhead, 44, arrived in Starkville after spending the 2016 and 2017 seasons as the offensive coordinator and quarterbacks coach on James Franklin's Penn State staff. Tabbed as Sports Illustrated and Yahoo's No. 1 rising assistant in college football in August 2017, Moorhead transformed the Nittany Lions offensively and spearheaded them to a combined 21-5 record, a 17-3 mark in Big Ten regular season play and the 2016 Big Ten Championship. Moorhead was recently named the 2017 National Offensive Coordinator of the Year. Penn State scored at least 30 points in 21 of the 26 games he coached and averaged 39.4 points per game during that span.

- Voted by teammates during spring workouts, seniors QB **Nick Fitzgerald** and DE **Gerri Green** will serve as team captains this season. Fitzgerald and **Stephen Adegoke** are the two graduates on MSU's roster.

- Since the start of the 2014 season, only five teams have held the No. 1 national ranking and MSU is one of those five, joining Alabama, Clemson, Ohio State and Florida State.

2018 HONORS

Deion Calhoun, Sr., OL
Third-Team All-SEC (Coaches)

Jace Christmann, So., K
Lou Groza Award Watch List

Nick Fitzgerald, Sr., QB
Third-Team All-SEC (Media)
Maxwell Award Watch List
Davey O'Brien Award Watch List
Manning Award Watch List
Johnny Unitas Golden Arm Award Watch List

Gerri Green, Sr., DE
Wuerffel Trophy Watch List

Elgton Jenkins, Sr., OL
Rimington Trophy Fall Watch List

Leo Lewis, Jr., LB
Third-Team All-SEC (Coaches)

Mark McLaurin, Sr., S
Second-Team All-SEC (Coaches)
Third-Team All-SEC (Media)

Jamal Peters, Sr., CB
Third-Team All-SEC (Coaches)

Jeffery Simmons, Jr., DT
First-Team All-SEC (Media, Coaches, Phil Steele)
Associated Press Preseason All-American (2nd Team)
Athlon Sports Preseason All-American (2nd Team)
CBS Sports Preseason All-American (2nd Team)
Sports Illustrated Preseason All-American (2nd Team)
The Athletic Preseason All-American (2nd Team)
Bednarik Award Watch List
Outland Trophy Watch List
Bronko Nagurski Trophy Watch List

Montez Sweat, Sr., DE
First-Team All-SEC (Media, Coaches, Phil Steele)
Athlon Sports Preseason All-American (3rd Team)
Bednarik Award Watch List
Bronko Nagurski Trophy Watch List
Ted Hendricks Award Watch List

Dedrick Thomas, Jr., WR
Paul Hornung Award Watch List

Aeris Williams, Sr., RB
Third-Team All-SEC (Media, Coaches)
Doak Walker Award Watch List

Darryl Williams, Jr., OL
Third-Team All-SEC (Coaches)

NOTEBOOK

• Last year, State was picked to finish sixth in the SEC West standings at SEC Media Days. The Bulldogs finished ahead of where they were projected for the sixth straight season. State tied for fourth place in the 2017 SEC West standings with a 4-4 record. This preseason, MSU was picked to finish third in the SEC West Division by media at SEC Media Days in Atlanta.

• MSU placed a total of eight Bulldogs, including two first-team selections, on the 2018 Preseason Coaches All-SEC Football Teams. State joined Georgia, Alabama and Auburn as the only programs in the league to produce at least eight selections on this year's preseason squads. **Jeffery Simmons** and **Montez Sweat** were State's first-team selections as MSU was the only school to produce two first-team defensive line honorees.

• MSU's defense finished the 2017 season ranked in the top 25 nationally in four categories: total defense (10th - 306.3), passing defense (12th - 174.7), third down conversion (10th - 30.4) and first down defense (1st - 13.5). They forced 21 turnovers and produced an SEC-leading four defensive TDs.

• The Bulldogs' fifth-year seniors include: OL **Deion Calhoun**, QB **Nick Fitzgerald**, DE **Gerri Green**, DT **Grant Harris**, DT **Braxton Hoyett**, WR **Jesse Jackson**, C **Elgton Jenkins**, RB **Dontavian Lee**, CB **Chris Rayford**, DT **Cory Thomas** and RB **Aeris Williams**. Eight of them are returning starters.

• The SEC leader in sacks last season with 10.5, **Montez Sweat** picked up right where he left off in last Saturday's season-opener, recording a game-high 2.0 sacks to push his career total to 12.5. He needs only 1.5 sacks to enter MSU's career top 10 list.

• Mississippi State moved to 84-33-2 all-time in season openers, with a 55-16-1 mark in home openers. MSU has won eight of its last 11 season openers and owns a 78-22-2 record in season openers against non-conference opponents, winning 13 games in a row over FCS opponents.

• Last Saturday's win also marked the first victory of the Joe Moorhead era. In his five seasons as a head coach, **Joe Moorhead** is undefeated in season openers.

• MSU's 63 points in the season opener was the 13th highest point total in program history and the most scored by MSU since putting up 65 against Ole Miss in the 2015 Egg Bowl. MSU beat Stephen F. Austin by 57 points, which ranked as the 13th largest margin of victory in school history. It was the largest margin of victory since defeating Northeast Louisiana (UL-Monroe) 59-0 on Nov. 2, 1996.

• Wide receiver **Osirus Mitchell** led all receivers with 114 total receiving yards and two TDs in the season opener, becoming the first Bulldog receiver to record at least 100 yards in a game and the first receiver to have multiple touchdowns in a game since Fred Ross accomplished both vs. Arkansas in 2016.

• **Aeris Williams** caught a 27-yard touchdown pass from Thompson with 9:53 remaining in the first half. The score was his first receiving touchdown of his career. Williams has scored either a touchdown rushing or receiving in four of the last five games dating back to last season, totaling five during that span (four rushing/one receiving).

• MSU tied for the sixth-most points scored this past weekend (63) and was one of eight teams nationally to score nine or more touchdowns.

• State eclipsed the 200-yard rushing mark last Saturday (220) for the third straight game and the seventh time in the last nine games dating back to last season. MSU also found the end zone on the ground four times for the second straight game. MSU picked up 12 rushing first downs. Five of the Bulldogs' six rushing attempts on third down resulted in a first down. MSU is one of only five teams nationally to only allow one tackle for loss so far.

• The Bulldogs averaged 11.7 yards per attempt in the season opener and finished with 398 yards, which led the SEC in Week 1. MSU, South Carolina and Florida were the only SEC teams with five passing touchdowns during the first week of the season.

• State scored touchdowns in all four of its trips inside the red zone last Saturday. In 2017, MSU had a red-zone touchdown percentage of 86.21 (50 of 58).

• The Bulldogs lead the SEC and rank second nationally in 20+ yard plays (12) trailing only Hawaii (15 in two games). MSU is one of nine teams in the country and the only team in the SEC with an 80+ yard play this season. State's five passing plays of 30+ yards ranks second in the SEC and is tied for fourth nationally.

- State's 17 tackles for loss sit atop the national rankings. The Bulldogs are already 17.3 percent toward the school single-season record of 98 in 2015. MSU also ranks 14th nationally and third in the SEC in sacks (4.0).

- MSU is one of only seven teams in the country that hasn't allowed a touchdown.

THOMPSON SHINES IN SEASON OPENER

In just his second career start, quarterback **Keytaon Thompson** tied the SEC and MSU single-game record for touchdowns responsible (7) while accounting for 473 yards of total offense in a 63-6 win over Stephen F. Austin to open the **Joe Moorhead** era. The seven TDs responsible for led all FBS players in Week 1. The 473 yards of total offense ranked sixth in MSU single-game history.

- Thompson also tied an MSU single-game record with five touchdown passes, throwing for 364 yards. He collected his third-straight 100-yard rushing game, carrying it 10 times for 109 yards and two touchdowns.

- Thompson became just the third player in MSU history to rush for 100 yards and throw for 300 yards in a game, joining Nick Fitzgerald and Dak Prescott. He was also just the fifth SEC player to achieve the feat since Oct. 24, 2015, joining Jalen Hurts (2016) and Chad Kelly (2015).

- The highlight of Thompson's night occurred when he fired an 84-yard touchdown, which was the longest completion at MSU in 14 years (2004). Thompson's first five completions of the game all went for 20 or more yards, including a 53-yard TD to running back **Kylin Hill** on MSU's first offensive drive. All nine of Thompson's first-half completions went to nine different receivers for 263 total yards and four touchdowns.

39 BULLDOGS MAKE DEBUT IN SEASON OPENER

A total of 39 Bulldogs (12 Offense/24 Defense/3 Special Teams) saw the field for the first time in their careers in the season opener: WR **Stephen Guidry**, WR **Devonta Jason**, DE **Chauncy Rivers**, S **Marcus Murphy**, S **Jaquarius Landrews**, TE **Geor'quaris Spivey**, S **Shawn Preston Jr.**, CB **Tyler Williams**, QB **Jalen Mayden**, LB **Nathaniel Watson**, DE **Aaron Odom**, LB **Aaron Brule**, WR **Cameron Gardner**, CB **Taury Dixon**, CB **Jaylon Reed**, CB **Somon Anderson**, TE **Brad Cumbest**, S **Londyn Craft**, LB **Sh'mar Kilby-Lane**, S **Brian Cole**, S **Landon Guidry**, WR **Cason Grant**, CB **Esaias Furdge**, LS **Nathan Swanson**, LB **Jett Johnson**, DT **Devon Robinson**, K **Scott Goodman**, LB **R.J. Jennings**, DE **Fabien Lovett**, DT **Sherman Timbs**, LS **Joel Baldwin**, OL **Tyre Phillips**, TE **Christian Roberson**, DE **Jason Crumedy**, WR **Austin Williams**, TE **Powers Warren**, DT **James Jackson**, DT **Cameron Young** and DT **Lee Autry**.

Eighteen true freshmen (6 Offense/11 Defense/1 Special Teams) saw action during MSU's season opener: WR **Devonta Jason**, S **Marcus Murphy**, TE **Geor'quaris Spivey**, S **Shawn Preston Jr.**, QB **Jalen Mayden**, LB **Nathaniel Watson**, LB **Aaron Brule**, WR **Cameron Gardner**, CB **Jaylon Reed**, TE **Brad Cumbest**, CB **Esaias Furdge**, WR **Cason Grant**, LB **Jett Johnson**, DT **Devon Robinson**, K **Scott Goodman**, DE **Fabien Lovett**, DE **Jason Crumedy** and DT **Cameron Young**.

SIX FIRST-TIME STARTERS

Six Bulldogs (four offense, two defense) made their first career starts in the season opener: WR **Stephen Guidry**, WR **Austin Williams**, WR **Osirus Mitchell**, RB **Kylin Hill**, CB **Cameron Dantzler** and S **Brian Cole**.

SWEAT RACKING UP TACKLES FOR LOSS

Preseason All-American **Montez Sweat** set a career-high with 3.5 tackles for a loss of 17 yards in State's 63-6 victory over Stephen F. Austin. Sweat tied for the SEC lead in sacks last week with two for a loss of 14 yards. He finished with six total tackles, one shy of a career high. Sweat's 3.5 tackles for loss were a part of a school single-game record of 17 tackles for loss for the Bulldogs. Sweat has collected 10 tackles for loss in his last four games.

MSU HAS WON 36 OF ITS LAST 41 NON-CONFERENCE GAMES

With the season-opening win against Stephen F. Austin, State has beaten 36 of its last 41 non-conference opponents across the last 8+ seasons. The Bulldogs head into Manhattan, Kansas, this weekend winners of eight straight against non-SEC teams, dating back to last year's Samford game on Oct. 29. The Bulldogs have outscored non-SEC teams, 342-141 during that streak. State was 5-0 vs. non-conference teams last season (Charleston Southern, Louisiana Tech, BYU, UMass and Louisville) having won four of those games by double-digits and outscored its opponents 206-81.

MSU RUNS TOP 25 STREAK TO EIGHT STRAIGHT

By opening at No. 18 in both the AP and Coaches polls, MSU ran its streak of consecutive weeks in the national rankings to eight straight. State has been ranked in both the Coaches and AP polls every week since Week 10 of the 2017 season (Oct. 30).

BULLDOG TRENDS

	2018	Moorhead	Streak
August	0-0	0-0	L1
September	1-0	1-0	W1
October	0-0	0-0	W4
November	0-0	0-0	L1
December-January	0-0	0-0	W3

MSU's Conference Record...

at home	0-0	0-0	L2
on the road	0-0	0-0	W2

MSU's Non-Conference Record...

at home	1-0	1-0	W5
on the road	0-0	0-0	W1
neutral	0-0	0-0	W3

MSU vs. Ranked Opponents...

overall	0-0	0-0	L1
at home	0-0	0-0	L1
on the road	0-0	0-0	L6
neutral	0-0	0-0	L3
vs. Top 10	0-0	0-0	L2

MSU's Record in Games...

decided by 7 pts or less	0-0	0-0	W1
decided by 3 pts or less	0-0	0-0	L1
Road during the day	0-0	0-0	W2
Road at night	0-0	0-0	W1
Home during the day	0-0	0-0	W6
Home at night	1-0	1-0	W1

MSU's Record When Scoring...

less than 20 points	0-0	0-0	L2
20 or more points	0-0	0-0	W1
25 or more points	1-0	1-0	W2

MSU's Record When Allowing...

14 or fewer points	1-0	1-0	W25
24 or fewer points	1-0	1-0	W10
25+ points	0-0	0-0	W1

MSU's Record When...

MSU scores first	1-0	1-0	W2
Opponent scores first	0-0	0-0	L1
Leading after the 1st qtr	1-0	1-0	W11
Trailing after the 1st qtr	0-0	0-0	L1
Leading at halftime	1-0	1-0	W10
Trailing at halftime	0-0	0-0	W1
Leading after the 3rd qtr	1-0	1-0	W1
Trailing after the 3rd qtr	1-0	1-0	W2

MSU's Record With...

less than 300 yards	0-0	0-0	L4
400+ yards total offense	1-0	1-0	W2
500+ yards total offense	1-0	1-0	W1
600+ yards total offense	1-0	1-0	W4
less than 100 yards rush	0-0	0-0	L3
100+ yards rushing	1-0	1-0	W2
150+ yards rushing	1-0	1-0	W2
200+ yards rushing	1-0	1-0	W2
250+ yards rushing	0-0	0-0	W1
less than 200 yards pass	0-0	0-0	W2
300+ yards passing	1-0	1-0	W1
350+ yards passing	1-0	1-0	W6
400+ yards passing	0-0	0-0	W2
450+ yards passing	0-0	0-0	W1

WINS BY SEC WEST TEAMS SINCE START OF 2014 SEASON

Since 2014, a year in which MSU held the No. 1 ranking for five straight weeks, the Bulldogs are tied with LSU for the second-most victories in the SEC West with 35. A look at the list:

Rank	School	Wins
1.	Alabama	54
2.	Mississippi State	35
	LSU	35
4.	Auburn	34
5.	Texas A&M	32
6.	Ole Miss	31
7.	Arkansas	27

ELITE RUSHING ATTACK

MSU was one of three FBS programs who had a QB-RB duo each averaging over 80.0 yards per game rushing in 2017, joining triple-option threats Georgia Tech (TaQuon Marshall-KirVonte Benson) and Navy (Zach Abey-Malcolm Perry). **Aeris Williams** averaged 85.1 yards per game, while **Nick Fitzgerald** was 82.0 ypg. State rushed for over 250 yards nine times in 2017 and finished 8-1 in those contests. The Bulldogs have eclipsed 250 rushing yards in 13 out of their last 20 games dating back to the Kentucky game on Oct. 22, 2016. MSU averaged 251.7 yards per game on the ground, which was second in the SEC and 11th nationally. That tally was the best by a Bulldog squad since 1980 when it put up a school-record 280.5 yards per game. MSU produced the SEC's most individual 100-yard rushing games in 2017 with 10 (6 by **Nick Fitzgerald**, 4 by **Aeris Williams**).

FITZ, A-TRAIN BEST 100-YARD QB-RB DUO IN MSU HISTORY

No quarterback-running back combo in MSU history has gone over 100 yards rushing more than **Nick Fitzgerald** and **Aeris Williams**. Five times the duo has gone over 100 yards rushing in the same game. Dak Prescott and Josh Robinson did it twice during the 2014 season. Fitzgerald and Williams did it three times this season and twice in 2016. The duo last did it against UMass in 2017 as Williams had 114 and Fitzgerald produced a season-high 135. State has won every game in which Fitzgerald and Williams achieved the feat.

Opponent	Date	Yards Rushing
UMass	11/4/17	Fitzgerald (135), Williams (114)
BYU	10/14/17	Williams (114), Fitzgerald (103)
at Louisiana Tech	9/9/17	Fitzgerald (111), Williams (107)
at Ole Miss	11/26/16	Fitzgerald (258), Williams (191)
#4 Texas A&M	11/5/16	Fitzgerald (182), Williams (140)

A-TRAIN ECLIPSED 1,000 YARDS RUSHING MARK

Aeris Williams (1,135) became the first MSU running back to go over 1,000 yards rushing in a season since Josh Robinson (1,203) did in 2014. Williams, nickname the "A-Train", has rushed for 2,033 yards for his career. MSU has now produced 13 1,000-yard rushers in a season. Williams' 85.1 yard per game average in 2017 ranked sixth in the SEC.

500 YARD TOTAL OFFENSE GAMES BY SEC TEAMS SINCE 2014

MSU leads the SEC with 22 500-yard total offense games since 2014. State added to that total last Saturday when the Bulldogs produced 618 yards (398 passing/220 rushing).

Rank	School	Games
1.	Mississippi State	22
2.	Alabama	21
	Ole Miss	21
4.	Texas A&M	19
	Auburn	17
6.	Missouri	14
	Georgia	11
7.	LSU	11
9.	Arkansas	10
8.	Tennessee	10
10.	Kentucky	8
12.	Florida	5
	South Carolina	6
	Vanderbilt	5

CAREER GAMES PLAYED/STARTS

Player	'15	'16	'17	18	Total
Johnathan Abram	--	--	13/7	1/1	14/8
Fletcher Adams	--	11/0	13/6	1/0	25/6
Stephen Adegoke	--	--	3/0	1/0	4/0
Somon Anderson	--	--	--	1/0	1/0
Lee Autry	--	--	--	1/0	1/0
Joel Baldwin	--	--	1/0	1/0	2/0
Tre Brown	--	--	13/0	1/0	14/0
Aaron Brule	--	--	--	1/0	1/0
Logan Burnett	--	--	2/0	1/0	3/0
Deion Calhoun	13/1	9/9	13/13	1/1	36/24
Korey Charles	--	--	3/0	1/0	4/0
Jace Christmann	--	--	13/0	1/0	14/0
Brian Cole	--	--	--	1/1	1/1
Jamal Couch	--	11/0	13/1	--	24/1
Londyn Craft	--	--	--	1/0	1/0
Jaden Crumedy	--	--	--	1/0	1/0
Brad Cumbest	--	--	--	1/0	1/0
Cameron Dantzler	--	--	13/0	1/1	14/1
Tucker Day	--	--	2/0	1/0	3/0
Malik Dear	11/0	12/9	0/0	--	23/9
Taury Dixon	--	--	--	1/0	1/0
Greg Eiland	--	--	13/4	1/1	14/5
Nick Fitzgerald	8/0	13/13	12/12	--	33/25
Raymond Freeman	--	--	--	1/0	1/0
Cameron Gardner	--	--	--	1/0	1/0
Willie Gay Jr.	--	--	12/0	1/0	13/0
Nick Gibson	--	3/0	13/1	1/0	17/1
Scott Goodman	--	--	--	1/0	1/0
Cason Grant	--	--	--	1/0	1/0
Farrod Green	--	12/8	13/13	1/0	26/21
Gerri Green	13/1	13/0	13/13	1/1	40/15
Landon Guidry	--	--	--	1/0	1/0
Stephen Guidry	--	--	--	1/1	1/1
Grant Harris	5/0	6/0	13/0	1/0	25/0
Kylin Hill	--	--	13/0	1/1	14/1
Braxton Hoyett	7/0	13/0	12/11	1/1	33/12
James Jackson	--	--	--	1/0	1/0
Jesse Jackson	12/0	13/1	13/8	1/0	39/9
Devonta Jason	--	--	--	1/0	1/0
Elgton Jenkins	11/3	12/5	13/13	1/1	37/22
Jett Johnson	--	--	--	1/0	1/0
Justin Johnson	11/0	13/2	13/0	1/1	38/3
Dontea Jones	--	--	4/0	1/0	5/0
Kendell Jones	--	1/0	4/0	--	5/0
Kobe Jones	--	--	13/0	1/0	14/0
Traver Jung	--	13/2	10/0	--	23/2
Sh'mar Kilby-Lane	--	--	--	1/0	1/0
Dontavian Lee	10/0	13/0	12/0	1/0	36/0
Leo Lewis	--	13/13	13/11	1/1	27/25
Fabien Lovett	--	--	--	1/0	1/0
Jalen Mayden	--	--	--	1/0	1/0
Mark McLaurin	12/0	13/6	13/12	1/1	39/19
Cameron Miller	--	--	1/0	1/0	2/0
Blake Mitchell	--	--	3/0	1/0	4/0
Osirus Mitchell	--	--	9/0	1/1	10/1
Keith Mixon	--	13/1	8/7	1/0	22/8
C.J. Morgan	--	--	10/0	1/0	11/0
Alec Murphy	--	4/0	7/0	1/0	12/0
Marcus Murphy	--	--	--	1/0	1/0
Travis O'Connor	--	--	1/0	--	1/0
Aaron Odom	--	--	--	1/0	1/0
Dareaun Parker	--	--	12/0	1/0	13/0
Jamal Peters	12/2	12/2	12/3	1/1	37/8
Tyre Phillips	--	--	--	1/0	1/0
Shawn Preston	--	--	--	1/0	1/0
Chris Rayford	13/0	13/3	13/6	1/0	40/9
Chris Redmon	--	--	2/0	1/0	3/0
Jaylon Reed	--	--	--	1/0	1/0
Stewart Reese	--	--	13/13	1/1	14/14
Chauncey Rivers	--	--	--	1/0	1/0
Devon Robinson	--	--	--	1/0	1/0
Kody Schexnayder	--	4/0	1/0	1/0	6/0
Jeffery Simmons	--	12/3	13/13	1/1	26/17
Maurice Smitherman	--	10/0	13/0	1/0	24/0
Marquiss Spencer	--	12/0	13/0	1/0	26/0
Geor'quarius Spivey	--	--	--	1/0	1/0
Nathan Swanson	--	--	--	1/0	1/0
Michael Story	--	8/2	6/0	--	14/2
Montez Sweat	--	--	13/13	1/1	14/14
Cory Thomas	8/0	13/4	6/2	--	27/6
Dedrick Thomas	--	10/0	13/0	1/0	24/0
Erroll Thompson	--	--	13/3	1/1	14/4
Keytaon Thompson	--	--	10/1	1/1	11/2
Sherman Timbs	--	--	--	1/0	1/0
Powers Warren	--	--	--	1/0	1/0
Tim Washington	--	12/0	13/0	1/0	26/0
Nathaniel Watson	--	--	--	1/0	1/0
Evans Wilkerson	--	12/0	13/0	1/0	26/0
Aeris Williams	13/0	13/3	13/12	1/0	40/15
Austin Williams	--	--	--	1/1	1/1
Darryl Williams	--	7/0	13/13	1/1	21/14
Tyler Williams	--	--	--	1/0	1/0
Cameron Young	--	--	--	1/0	1/0

CAREER 100-YARD RUSH GAMES

Nick Fitzgerald, Jr., QB (14*)

258, at Ole Miss, 2016
 195, South Carolina, 2016
 182, Texas A&M, 2016
 135, UMass, 2017
 132, Miami (Ohio), St. Petersburg Bowl, 2016
 131, Arkansas, 2016
 119, Samford, 2016
 115, Kentucky, 2017
 111, at Louisiana Tech, 2017
 110, at UMass, 2016
 107, at Kentucky, 2016
 105, at Texas A&M, 2017
 103, BYU, 2017
 101, Arkansas, 2017

* - denotes school record by a QB

Keytaon Thompson, So., QB (2, 1 in 2018)

121, Ole Miss, 2017
 147, Louisville, 2017
 109, Stephen F. Austin, 2018

Aeris Williams, Jr., RB (6)

191, at Ole Miss, 2016
 146, LSU, 2017
 140, Texas A&M, 2016
 114, BYU, 2017
 114, UMass, 2017
 107, at Louisiana Tech, 2017

CAREER 100-YARD REC. GAMES

Osirus Mitchell, So., WR (1, 1 in 2018)

114, Stephen F. Austin, 2018

CAREER 300-YARD PASS GAMES

Nick Fitzgerald, So., QB (3, 0 in 2017)

417, Samford, 2016
 328, Arkansas, 2016
 305, at UMass, 2016

Keytaon Thompson, So., QB (1, 1 in 2018)

364, Stephen F. Austin, 2018

SWEAT, SIMMONS MAKE FIRST-TEAM ALL SEC HISTORY

For the first time in MSU history, the Bulldogs produced multiple first-team All-SEC defensive linemen as **Jeffery Simmons** and **Montez Sweat** were on both the coaches and Associated Press first teams. It represented just the second time since 2003 that an SEC West school produced multiple first-team All-SEC defensive linemen. Alabama was the only other team to do it during that span when in 2015 Johnathan Allen and A'Shawn Robinson achieved the feat. With offensive tackle **Martinas Rankin** earning first-team All-SEC honors as well, it represented the first time since the 2014 season that MSU tallied at least three players on the All-SEC first team.

SEC'S BEST PASS RUSH DUO CALLS STARKVEGAS HOME

First-team All-SEC defensive linemen **Jeffery Simmons** and **Montez Sweat** were an unstoppable force that combined for 27.5 tackles for loss and 15.5 sacks. Sweat, a Michigan State transfer, led the SEC in sacks with 10.5 in all games. He also topped the league in conference only games with 7.5. Simmons was double-teamed all year but still managed to cause havoc in the middle with 12 tackles for loss, two fumble recoveries, two forced fumbles and a nation-leading three blocked kicks. Sweat's 10.5 sacks ranked seventh in MSU single-season history and were the most by a Bulldog since Willie Evans led the SEC with 15.0 in 2005:

MSU Single-Season Sack Leaders

Rank	Player	Sacks	Year	Yds.
1.	Billy Jackson	17.0	1980	NA
2.	Willie Evans	15.0	2005	96
	Billy Jackson	15.0	1981	NA
4.	Greg Favors	12.5	1996	112
5.	Mike McEnany	12.0	1981	NA
	Edward Smith	12.0	1998	112
7.	Montez Sweat	10.5	2017	64

SIMMONS A PRESEASON ALL-AMERICAN

An absolute force in the middle, **Jeffery Simmons** entered his junior season as a preseason All-American by five different media outlets. Simmons was named a preseason All-American by the AP (Second Team), Sports Illustrated (Second Team), CBS Sports (Second Team), Athlon Sports (Second Team) and The Athletic (Second Team). He leads all returning FBS defensive tackles in quarterback pressures with 41 in 2017, according to Pro Football Focus.

- Despite being double-teamed for most of the 2017 season, Simmons ranked 11th in the SEC with 12.0 tackles for loss, including a career-best five sacks, and earned first-team All-SEC honors. A two-time SEC Defensive Player of the Week honoree last season, Simmons helped State to one of the school's best defensive performances since 1999 as the anchor of the unit.

- Simmons wasted little time finding his way into the backfield in MSU's season-opener, racking up a career-high 3.5 tackles for loss in the first half.

IN THE POLLS

The Bulldogs are ranked for the ninth consecutive week. The streak of nine weeks is their longest since that memorable 2014 season.

Season	Week	AP	Coaches	CFP
2017	Week 10 (10/30)	21	22	16
2017	Week 11 (11/5)	18	18	16
2017	Week 12 (11/12)	17	19	16
2017	Week 13 (11/19)	16	17	14
2017	Week 14 (11/26)	24	23	23
2017	Week 15 (12/3)	23	24	23
2017	Final Rankings	19	20	23
2018	Preseason	18	18	--
2018	Week 2 (9/4)	18	18	--

FITZGERALD ONE OF THE NATION'S BEST SIGNAL CALLERS

Nick Fitzgerald, a candidate for the Maxwell Award, Johnny Unitas Golden Arm Award and Manning Award, enters his third season as starting signal caller and owns a 14-11 record as a starter.

- At 6-foot-5, 230 pounds, Fitzgerald was Dak Prescott's primary backup in 2015 before taking the reins. He was offered by only two schools coming out of Richmond Hill (Ga.) High School, MSU and Middle Tennessee. Richmond Hill ran an option style offense and threw only 78 passes as a senior. He played wide receiver as a junior before moving to quarterback.

- Fitzgerald owns the SEC career record for 100-yard rushing games by a QB with 14. He has rushed for 100 yards in 12 of his last 19 games. He did it six times in 2017, which tied for third in the SEC.

- Fitzgerald's 14 100-yard rushing games already tie for second in MSU career history among all positions:

MSU Career 100-Yard Rushing Games

Rank	Player	Games	Years
1.	Anthony Dixon	17	2006-09
2.	Nick Fitzgerald	14	2015-present
	Jerious Norwood	13	2002-05
4.	James Johnson	12	1997-98
	Walter Packer	12	1973-76
6.	Vick Ballard	10	2010-11
	Dicenzo Miller	10	1998-01
	Michael Davis	10	1991-94
	Michael Haddix	10	1979-82
10.	Dak Prescott	9	2012-15
	Don Smith	9	1983-86

- Fitzgerald is the sixth QB in SEC history to rush for over 2,000 yards in a career. Three of the top six were MSU players (Fitzgerald, Dak Prescott and John Bond). Fitzgerald is in fourth place in SEC career QB rushing yards, 35 yards shy of Prescott.

SEC Career QB Rushing Yards

Rank	Player	Team	Years	Yards
1.	Tim Tebow	UF	2006-09	2,947
2.	Matt Jones	ARK	2001-04	2,535
3.	Dak Prescott	MSU	2012-15	2,521
4.	Nick Fitzgerald	MSU	2015-p	2,486
5.	John Bond	MSU	1980-83	2,280

- Fitzgerald is now eighth in all-time MSU career rushing yards among all positions:

MSU Career Rushing Yards

Rank	Player	Yds.	Years	Att.	Avg.
1.	Anthony Dixon	3994	2006-09	910	4.4
2.	Jerious Norwood	3212	2002-05	573	5.6
3.	Walter Packer	2820	1973-76	483	5.8
4.	Michael Davis	2721	1991-94	578	4.7
5.	Michael Haddix	2558	1979-82	425	6.0
6.	LaDarius Perkins	2554	2010-13	530	4.8
7.	Dak Prescott	2521	2012-15	536	4.7
8.	Nick Fitzgerald	2486	2015-p	380	6.5

BULLDOGS IN THE NFL

Name	Pos.	Team	Year
Denico Autry	DE	Colts	5
Hunter Bradley	LS	Packers	R
Brandon Bryant #	DB	Jets	1
Johnathan Calvin	DL	Colts	1
Blaine Claussell	OL	Cardinals	4
Logan Cooke	P	Jaguars	R
Fletcher Cox ^\$	DE	Eagles	7
J.T. Gray	DB	Saints	R
Gabe Jackson \$	OG	Raiders	5
Chris Jones \$	DT	Chiefs	3
Kyle Love	DT	Panthers	7
Benardrick McKinney \$	LB	Texans	4
Pernell McPhee \$	OLB	Bears	8
Dak Prescott ^\$	QB	Cowboys	3
Martinas Rankin	OL	Texans	R
Fred Ross %	WR	Panthers	1
Darius Slay ^\$	CB	Lions	6
Preston Smith \$	LB	Redskins	4
Jordan Thomas	TE	Texans	R
K.J. Wright ^\$	LB	Seahawks	8

^ - indicates Pro Bowl selection

\$ - indicates regular starter

% - indicates injured reserve

- indicates on practice squad



2018 UNIFORM COMBOS

Opponent	Helmet	Jersey	Pants
Stephen F. Austin	Maroon	Maroon	White
at Kansas State			
Louisiana			
at Kentucky			
Florida			
Auburn			
at LSU			
Texas A&M			
Louisiana Tech			
at Alabama			
Arkansas			
at Ole Miss			

- Fitzgerald has been responsible for 72 career touchdowns. Fitzgerald and Dak Prescott are the only two players in school history to rush for 30+ touchdowns and throw for 30+ touchdowns.

MSU Career Touchdowns Responsible

Rank	Player	Years	Rush	Pass	TDs
1.	Dak Prescott	2012-15	41	70 & 3 rec.	114
2.	Nick Fitzgerald	2015-p	33	39	72
3.	Don Smith	1983-86	21	31	52

- Fitzgerald ranked third in the SEC in rushing touchdowns and led all SEC QBs with 14 in 2017. He rushed for multiple touchdowns in a game five times and 13 times in his career. The 13 times is the second-most in the SEC in the last 20 years according to ESPN Stats and Info. The BYU game was the seventh time in Fitzgerald's career that he has thrown for multiple TDs and rushed for multiple TDs in the same game. Three times in 2017 he achieved that: Louisiana Tech, LSU and BYU.

- Fitzgerald owns 81 rushes of 10+ yards in his career, including 32 in 2017 which was sixth among all SEC players.

- Fitzgerald also owns 5 50+ yard runs, 4 60+ yard runs and 3 70+ yard runs in his career.

- Fitzgerald is currently third in MSU career total offensive yards with 6,926.

MSU Career Total Offense

Rank	Player	Years	Plays	Rush	Pass	Total
1.	Dak Prescott	2012-15	1705	2521	9376	11897
2.	Don Smith	1983-86	1223	1868	5229	7097
3.	Nick Fitzgerald	2015-p	893	2486	4440	6926
4.	John Bond	1980-83	1237	2280	4621	6901

- Fitzgerald ranks third in MSU career rushing scores:

MSU Career Rushing Touchdowns

Rank	Player	TDs	Years	Att.	Yds.
1.	Anthony Dixon	42	2006-09	910	3994
2.	Dak Prescott	41	2012-15	536	2521
3.	Nick Fitzgerald	33	2015-p	380	2486

- Fitzgerald averages 6.5 yards per rush, which is currently the MSU career record. The previous record was 6.2 yards per carry by Harvey Johnson from 1938-40 (234 rushes for 1,442 yards).

- Fitzgerald has produced 39 career passing TDs, which is third place in MSU career annals. He threw at least two TDs in six of 12 games this season.

Rank	Player	TDs	Years	Yds.	Int.
1.	Dak Prescott	70	2012-15	9376	23
2.	Tyler Russell	42	2010-13	5441	23
4.	Nick Fitzgerald	39	2015-p	4440	21

- Fitzgerald surpassed 4,000 career passing yards in the win against UMass in 2017. He is currently in eighth place in MSU career passing yards:

Rank	Player	Yds.	Years	Att.	Cmp.	Pct.
1.	Dak Prescott	9376	2012-15	1169	734	.628
2.	Wayne Madkin	6336	1998-01	887	462	.521
3.	Kevin Fant	5631	2000-03	866	461	.532
4.	Tyler Russell	5441	2010-13	699	410	.587
5.	Derrick Taite	5232	1993-96	734	362	.493
6.	Don Smith	5229	1983-86	738	342	.463
7.	John Bond	4621	1980-83	665	307	.462
8.	Nick Fitzgerald	4440	2015-p	661	366	.554

MSU RUNNING BACKS PROTECTING THE BALL

MSU running backs lost only one fumble during the 2017 season when **Nick Gibson** fumbled with 7:26 on the clock in the first quarter at Arkansas on Nov. 18. Gibson's fumble snapped a streak of 504 consecutive carries and 44 consecutive quarters without a fumble on an offensive possession by any player at any position. In **Nick Fitzgerald's** 380 career carries, he's lost a fumble only three times (twice vs. Auburn in 2016 and once at UMass in 2016). No MSU running back fumbled in the 2018 season opener against Stephen F. Austin.

Consecutive Carries Without A Fumble

Player	Cons.	Carries Last Fumble
RB Aeris Williams	103	3Q at Texas A&M, 10/28/17 (recovered it)
RB Kylin Hill	37	2Q at Texas A&M, 10/28/17 (recovered it)
RB Dontavian Lee	51	never fumbled
QB Nick Fitzgerald	24	1Q at Arkansas, 11/18/17 (recovered it)
RB Nick Gibson	8	1Q at Arkansas, 11/18/17 (lost it)

Consecutive Carries Without A Lost Fumble

Player	Cons.	Carries Last Lost Fumble
RB Aeris Williams	409	3Q at Texas A&M, 10/3/15 (6:05)
QB Nick Fitzgerald	303	2Q vs. Auburn, 10/8/16 (1:45)
RB Kylin Hill	87	never lost a fumble
RB Dontavian Lee	51	never lost a fumble
RB Nick Gibson	8	1Q at Arkansas, 11/18/17 (7:26)

NOTING THE OFFENSIVE LINE

Chemistry, experience and physicality best sum up the 2018 MSU offensive line, which will be one of the best units in the SEC. The Bulldogs returned a combined 76 starts on the offensive line and four starters. Gone is left tackle Martin Rankin, who was a Day 2 2018 NFL Draft pick to the Houston Texas

- State's starting offensive line in the 2018 season opener was **Greg Eiland** (LT), **Darryl Williams** (LG), **Elgton Jenkins** (C), **Deion Calhoun** (RG), **Stewart Reese** (RT), pushing the unit's combined career starts to 81.

- Senior **Elgton Jenkins** is in his second year as the starter at center and is a candidate for the Rimington Trophy. The other starting senior is right guard **Deion Calhoun**, who owns the most starts on the line with 24. Jenkins was MSU's highest performer in the season opener vs. Stephen F. Austin, grading out at 92 percent with a pair of knockdowns.

- Junior **Darryl Williams** is coming off a terrific sophomore season and will be a force at one of the guard positions.

- The tackles will be manned by sophomore **Stewart Reese** and sophomore **Greg Eiland**. Eiland started four games at left tackle last season in place of an injured Martin Rankin.

- The Bulldogs allowed only 13.0 sacks in 2017, tied with Missouri for the fewest amount of sacks allowed by any team in the SEC and the fifth-fewest in the FBS.

- Left guard **Darryl Williams** was named SEC Offensive Lineman of the Week on Sept. 17 following the Bulldogs' dominant win over No. 11 LSU. Williams graded out the highest for MSU (99 percent) and had three knockdowns in the start. Williams was the first MSU offensive lineman to earn the honor since Martin Rankin on Nov. 7, 2016 following a win over No. 4 Texas A&M.

- Right guard **Deion Calhoun** earned SEC Offensive Lineman of the Week honors on Oct. 23 following MSU's 45-7 win against Kentucky. Calhoun graded out the highest (93 percent) with three knockdowns. He paved the way for an MSU offense that rushed for 282 yards against a Wildcat defense that came in 10th nationally against the run, allowing only 97.2 yards per game. State also did not allow a sack on the day.

- Last season marked the first time since the 2014 season that MSU claimed SEC Offensive Lineman of the Week honors multiple times in a season. Ben Beckwith won it three times that year. It was also the first time since the award's inception in 2004 that two different MSU players have won it in the same season.

CHRISTMAN EARNS ALL-FRESHMAN HONORS IN 2017

Jace Christmann, a walk-on in his first year on the field, was named to the SEC All-Freshman Team in 2017. Christmann took over MSU's placekicking responsibilities against No. 11 LSU on Sept. 16, going 3-for-3 after connecting on 27-yard, 30-yard and 45-yard attempts. His 45-yard make was the longest of the season by MSU. The Houston, Texas, native closed the season ranked tied for fourth in the SEC after going 12-of-14 on field goal attempts for an 85.7 percentage, which led all SEC freshmen. Christmann connected on nine of his first 10 attempts. His only miss was a 46-yard attempt into a 20 mph wind at Arkansas in Week 11. Christmann finished a perfect 42-of-42 in PAT attempts, which ranks fifth in MSU single-season history. Christmann is the first MSU kicker to earn SEC All-Freshman honors since Blake McAdams did so in 2005.

MSU LEADS SEC IN BLOCKED PUNTS/KICKS SINCE 2014

MSU has made it a priority to block kicks and punts. The Bulldogs are first in the SEC in blocked kicks and punts since 2014 with 15, including a nation-leading three last season by **Jeffery Simmons**. A full list of the 15 MSU's blocked punts and kicks since 2014:

Date	Opponent	Play
8/30/14	Southern Miss	Preston Smith blocked 30-yd FG
9/6/14	UAB	Kivon Coman blocked Punt
9/13/14	South Alabama	Preston Smith blocked 31-yd FG
11/8/14	UT Martin	Nick James blocked PAT
9/5/15	Southern Miss	Beniquez Brown blocked Punt
10/17/15	Louisiana Tech	Donald Gray blocked Punt
11/14/15	#2 Alabama	Tolando Cleveland blocked 32-yd FG
11/21/15	Arkansas	Beniquez Brown blocked 29-yd FG
9/17/16	#20 LSU	Jonathan Calvin blocked PAT
10/29/16	Samford	Nelson Adams blocked PAT
12/26/16	Miami (Ohio)	Jonathan Calvin blocked PAT
12/26/16	Miami (Ohio)	Nelson Adams blocked 37-yd FG
9/9/17	Louisiana Tech	Jeffery Simmons blocked PAT
9/9/17	Louisiana Tech	Jeffery Simmons blocked Punt, TD
11/23/17	Ole Miss	Jeffery Simmons blocked Punt

RANKINGS

ASSOCIATED PRESS

Rank	Team	Record	Points
1	Alabama (48)	1511	1-0
2	Clemson (12)	1467	1-0
3	Georgia	1350	1-0
4	Ohio State	1262	1-0
5	Wisconsin	1258	1-0
6	Oklahoma	1251	1-0
7	Auburn	1236	1-0
8	Notre Dame	1080	1-0
9	Washington	870	0-1
10	Stanford	865	1-0
11	LSU	801	1-0
12	Virginia Tech	777	1-0
13	Penn State	768	1-0
14	West Virginia	762	1-0
15	Michigan State	684	1-0
16	TCU	632	1-0
17	USC	628	1-0
18	Mississippi State	538	1-0
19	UCF	407	1-0
20	Boise State	391	1-0
21	Michigan	318	0-1
22	Miami (FL)	241	0-1
23	Oregon	217	1-0
24	South Carolina	125	1-0
25	Florida	89	1-0

RV: Utah 71, Oklahoma St. 62, Boston College 31, Texas A&M 29, Northwestern 28, Maryland 12, Mississippi 11, NC State 9, Florida St. 8, Memphis 6, Houston 6, Washington St. 6, Iowa St. 4, Kansas St. 3, Iowa 3, Hawaii 3, BYU 3, Fresno St. 1, Arkansas St. 1.

AMWAY COACHES POLL

Rank	Team	Record	Points
1	Alabama (59)	1-0	1571
2	Clemson (3)	1-0	1498
3	Georgia	1-0	1414
4	Ohio State (1)	1-0	1398
5	Oklahoma	1-0	1312
6	Wisconsin	1-0	1249
7	Auburn	1-0	1219
8	Notre Dame	1-0	1077
9	Stanford	1-0	909
10	Penn State	1-0	893
11	Washington	0-1	800
12	USC	1-0	766
13	Michigan State	1-0	733
14	Virginia Tech	1-0	730
15	LSU	1-0	724
16	TCU	1-0	699
17	West Virginia	1-0	612
18	Mississippi State	1-0	531
19	Boise State	1-0	362
20	UCF	1-0	339
21	Miami	0-1	277
22	Michigan	0-1	227
23	Oklahoma State	1-0	225
24	South Carolina	1-0	189
25	Florida	1-0	138

RV: Oregon 136, Northwestern 87, Texas A&M 84, Utah 70, Florida State 46, Memphis 27, Boston College 21, Kentucky 13, Washington State 11, Duke 9, NC State 9, South Florida 9, Appalachian State 9, Iowa 9, Fresno State 7, Arkansas 6, Iowa State 6, Arkansas State 5, Kansas State 4, Hawai'i 4, Houston 4, Cincinnati 3, Maryland 2, San Diego State 1, Georgia Tech 1

BULLDOGS WEEK-BY-WEEK

Week	AP	Coaches
Preseason	18	18
Week 2 (9/4)	18	18

MISCELLANEOUS STATS

TURNOVER CHART

Opponent	Forced by MSU			Pts Off	Margin	Forced By Opponent			
	Fum	Int	Tot			Fum	Int	Tot	Pts Off
Stephen F. Austin	0	1	1	7	+1	0	0	0	0
at Kansas State									
Louisiana									
at Kentucky									
Florida									
Auburn									
at LSU									
Texas A&M									
Louisiana Tech									
at Alabama									
Arkansas									
at Ole Miss									
TOTALS	0	1	1	7	+1	0	0	0	0

REDZONE CHART

MISSISSIPPI STATE							OPPONENTS						
Opponent	Inside		Run/Pass	TD Pct.	FG	Score Pct.	Opponent	Inside		Run/Pass	TD Pct.	FG	Score Pct.
	20	TD						20	TD				
Stephen F. Austin	4	4	3/1	1.000	0	1.000	Stephen F. Austin	2	0	0/0	.000	2	1.000
at Kansas State							at Kansas State						
Louisiana							Louisiana						
at Kentucky							at Kentucky						
Florida							Florida						
Auburn							Auburn						
at LSU							at LSU						
Texas A&M							Texas A&M						
Louisiana Tech							Louisiana Tech						
at Alabama							at Alabama						
Arkansas							Arkansas						
at Ole Miss							at Ole Miss						
TOTALS							TOTALS						

CAREER STARTS BY POSITION

OFFENSE

LT

Elgton Jenkins - 5
Greg Eiland - 5

LG

Darryl Williams - 14
Michael Story - 2
Elgton Jenkins - 2

C

Elgton Jenkins - 14

RG

Deion Calhoun - 24

RT

Stewart Reese - 14
Elgton Jenkins - 1

TE

Farrod Green - 21
Justin Johnson - 3

WR

Malik Dear - 9
Jesse Jackson - 9
Keith Mixon - 8
Jamal Couch - 1
Stephen Guidry - 1
Osirus Mitchell - 1
Austin Williams - 1

RB

Aeris Williams - 15
Nick Gibson - 1
Kylin Hill - 1

QB

Nick Fitzgerald - 25
Keytaon Thompson - 2

DEFENSE

DE

Fletcher Adams - 6
Montez Sweat - 7
Gerri Green - 1

DT

Jeffery Simmons - 17
Braxton Hoyett - 11
Cory Thomas - 6
Tre Brown - 1

LB

Leo Lewis - 25
Gerri Green - 13
Montez Sweat - 7
Erroll Thompson - 4
Traver Jung - 2

S

Mark McLaurin - 19
Johnathan Abram - 8
Jamal Peters - 2
Brian Cole - 1

CB

Chris Rayford - 9
Jamal Peters - 6
Cameron Dantzler - 1

OFFENSIVE GAME-BY-GAME STARTERS

Game	WR (X)	WR (H)	WR (Z)	LT	LG	C	RG	RT	TE	RB	QB
Stephen F. Austin at Kansas State	Guidry	Au. Williams	Mitchell	Eiland	D. Williams	Jenkins	Calhoun	Reese	J. Johnson	Hill	Thompson
Louisiana at Kentucky											
Florida at LSU											
Texas A&M											
Louisiana Tech at Alabama											
Arkansas at Ole Miss											

DEFENSIVE GAME-BY-GAME STARTERS

Game	DE	DT	NG	DE	WLB	MOLB	S/LB	CB	FS	SS	CB
Stephen F. Austin at Kansas State	Sweat	Hoyett	Simmons	Green	Lewis	Thompson	Cole (Star)	Peters	McLaurin	Abram	Dantzler
Louisiana at Kentucky											
Florida at LSU											
Texas A&M											
Louisiana Tech at Alabama											
Arkansas at Ole Miss											

PLAYER CAREER HIGHS

RUSHING

Player	Carries	Opponent	Yards	Opponent	TDs	Opponent	Long	Opponent
Malik Dear	5	Kentucky, '16	77	Kentucky, '16	1	Twice, Last at UK, '16	52	Texas A&M, '15
Nick Fitzgerald	22	Arkansas, '17	258	Ole Miss, '16	4	Arkansas, '16	74	Twice
Nick Gibson	6	Twice	52	Georgia, '17	1	Texas A&M, '17	20	Stephen F. Austin, '17
Kylin Hill	13	Ole Miss, '17	82	Ole Miss, '17	1	Twice	30	Ole Miss, '17
Dontavian Lee	6	Stephen F. Austin, '18	44	Troy, '15	1	Charleston So., '17	23	Troy, '15
Jalen Mayden	5	Stephen F. Austin, '18	22	Stephen F. Austin, '18	None		14	Stephen F. Austin
Keith Mixon	5	Samford, '16	38	Samford, '16	None		15	Samford, '16
Alec Murphy	2	Charleston So., '17	9	Charleston So., '17	None		6	Charleston So., '17
Dedrick Thomas	1	Twice	7	Louisiana Tech, '17	None		7	Louisiana Tech, '17
Keytaon Thompson	27	Louisville, '17	147	Louisville, '17	3	Louisville, '17	40	Kentucky, '17
Aeris Williams	25	Ole Miss, '16	191	Ole Miss, '16	2	Twice	36	Ole Miss, '16

PASSING

Player	Attempts	Opponent	Completions	Opponent	Yards	Opponent	TDs	Opponent
Nick Fitzgerald	39	UMass, '16	26	UMass, '16	417	Samford, '16	5	Samford, '16
Keytaon Thompson	31	Stephen F. Austin, '18	13	Twice	364	Stephen F. Austin, '18	5	Stephen F. Austin, '18

RECEIVING

Player	Receptions	Opponent	Yards	Opponent	TDs	Opponent	Long	Opponent
Jamal Couch	2	Six Times	60	Auburn, '17	1	Twice	32	Twice
Malik Dear	6	LA Tech, '15	70	LA Tech, '15	2	Ole Miss, '15	27	LA Tech, '15
Nick Gibson	1	Twice	9	Stephen F. Austin, '18	None		9	Stephen F. Austin, '18
Donald Gray	8	UMass, '16	207	Samford, '16	3	Samford, '16	74	Samford, '16
Farrod Green	3	Three Times	68	Charleston So., '17	1	UMass, '16	62	Charleston So., '17
Stephen Guidry	1	Stephen F. Austin, '18	39	Stephen F. Austin, '18	None		39	Stephen F. Austin, '18
Kylin Hill	2	Arkansas, '17	53	Stephen F. Austin, '18	1	Stephen F. Austin, '18	53	Stephen F. Austin, '17
Jesse Jackson	4	Twice	45	Ole Miss, '17	None		32	Ole Miss, '17
Devonta Jason	1	Stephen F. Austin, '18	25	Stephen F. Austin, '18	None		25	Stephen F. Austin, '18
Justin Johnson	3	Auburn, '17	34	Stephen F. Austin, '18	1	Twice	34	Stephen F. Austin, '18
Dontea Jones	1	Stephen F. Austin, '18	17	Stephen F. Austin, '18	1	Stephen F. Austin, '18	17	Stephen F. Austin, '18
Dontavian Lee	1	Three Times	11	LA Tech, '15	None		11	LA Tech, '15
Keith Mixon	6	LSU, '17	97	LSU, '17	1	Three Times	45	Twice
Osiris Mitchell	2	Stephen F. Austin, '18	114	Stephen F. Austin, '18	2	Stephen F. Austin, '18	84	Stephen F. Austin, '18
Dedrick Thomas	4	Ole Miss, '17	34	Charleston So., '17	1	Three Times	25	Alabama, '17
Aeris Williams	3	BYU, '17	33	BYU, '17	1	Stephen F. Austin, '18	28	Louisiana Tech, '17
Austin Williams	2	Stephen F. Austin, '18	30	Stephen F. Austin, '18	None		21	Stephen F. Austin, '18

PUNTING

Player	No.	Opponent	Yards	Opponent	Inside 20	Opponent	Avg. (Min. 3)	Opponent	Long	Opponent
Tucker Day	3	Stephen F. Austin, '18	18123	Stephen F. Austin, '18	1		Stephen F. Austin, '18		41.0	Stephen F. Austin, '18
Kody Schexnayder	48	Stephen F. Austin, '18								
	7	Alabama, '16	210	Alabama, '16	2	Alabama, '16	41.0	Texas A&M, '16	52	Texas A&M, '16

KICKING

Player	PAT	Opponent	FGs	Opponent	Long	Opponent	Points	Opponent
Jace Christmann	6	Kentucky, '17	3	LSU, '17	45	LSU, '17	13	LSU, '17

TACKLES

Player	Tackles	Opponent
Johnathan Abram	9	Louisville, '17
Fletcher Adams	5	Twice
Stephen Adegoke	3	Louisiana Tech, '17
Lee Autry	3	Stephen F. Austin, '18
Tre Brown	4	Louisiana Tech, '17
Korey Charles	1	Twice
Brian Cole	2	Stephen F. Austin, '18
Cameron Dantzler	4	Arkansas, '17
Willie Gay Jr.	4	Twice
Gerri Green	11	Troy, '15
Grant Harris	2	Five Times
Braxton Hoyett	4	Ole Miss, '17
James Jackson	2	Stephen F. Austin, '18
Kendell Jones	2	Charleston So., '17
Kobe Jones	5	Charleston So., '17
Jaquarius Landrews	3	Stephen F. Austin, '18
Dontavian Lee	3	Stephen F. Austin, '18
Leo Lewis	12	BYU, '16
Mark McLaurin	11	Three Times
C.J. Morgan	3	Louisiana Tech, '17
Jamal Peters	5	Missouri, '15
Shawn Preston Jr.	1	Stephen F. Austin, '18
Chris Rayford	7	Samford, '16
Jaylon Reed	3	Stephen F. Austin, '18
Chauncey Rivers	2	Stephen F. Austin, '18
Jeffery Simmons	8	UMass, '17
Maurice Smitherman	3	Stephen F. Austin, '18
Marquiss Spencer	5	BYU, '16
Montez Sweat	7	Kentucky, '17
Cory Thomas	4	Twice
Erroll Thompson	8	Kentucky, '17
Tim Washington	3	Louisiana Tech, '17
Nathanial Watson	2	Stephen F. Austin, '18

TACKLES FOR LOSS

Player	TFL	Opponent
Johnathan Abram	1.0	Twice
Fletcher Adams	1.5	Charleston So., '17
Tre Brown	1.0	Twice
Brian Cole	1.0	Stephen F. Austin, '18
Cameron Dantzler	1.0	Twice
Willie Gay Jr.	1.0	Twice
Gerri Green	2.0	Louisiana Tech, '17
Grant Harris	1.0	Ole Miss, '17
Braxton Hoyett	1.0	Four Times
Kendell Jones	1.0	Charleston So., '17
Kobe Jones	2.5	Charleston So., '17
Jaquarius Landrews	1.5	Stephen F. Austin, '18
Leo Lewis	2.0	South Alabama, '16
Mark McLaurin	1.5	Alabama, '17
Jamal Peters	1.5	Northwestern State, '15
Chauncey Rivers	1.0	Stephen F. Austin, '18
Jeffery Simmons	3.5	Stephen F. Austin, '18
Marquiss Spencer	1.5	Arkansas, '17
Montez Sweat	3.5	Stephen F. Austin, '18
Cory Thomas	1.0	Five Times
Erroll Thompson	1.5	Twice
Tim Washington	0.5	Stephen F. Austin, '18

SACKS

Player	Sacks	Opponent
Fletcher Adams	0.5	Alabama, '17
Johnathan Abram	1.5	Louisville, '17
Willie Gay Jr.	1.0	Texas A&M, '17
J.T. Gray	1.0	Three Times
Gerri Green	2.0	Louisiana Tech, '17
Grant Harris	1.0	Ole Miss, '17

Braxton Hoyett	0.5	Kentucky, '17
Jaquarius Landrews	1.0	Stephen F. Austin, '18
Leo Lewis	1.0	Ole Miss, '16
Mark McLaurin	1.5	Alabama, '17
Jamal Peters	1.0	Northwestern State, '15
Jeffery Simmons	1.5	LSU, '17
Marquiss Spencer	1.0	Auburn, '16
Montez Sweat	3.0	Louisville, '17
Erroll Thompson	1.5	Ole Miss, '17

INTERCEPTIONS

Player	INT	Opponent
Cameron Dantzler	1	Louisville, '17
Gerri Green	1	Three Times
Braxton Hoyett	1	Kentucky, '17
Kobe Jones	1	Louisville, '17
Mark McLaurin	3	Louisville, '17
C.J. Morgan	1	Stephen F. Austin, '18
Jamal Peters	1	Three Times
Maurice Smitherman	1	Samford, '16
Cory Thomas	1	Kentucky, '15

THE LAST TIME MSU ...

RUSHING

Had 400+ yards rushing: at Ole Miss, 2016 (457)
Had 300+ yards rushing: vs. BYU, 2017 (306)
Had 250+ yards rushing: vs. Louisville, 2017 (277)
Had 200+ yards rushing: vs. Stephen F. Austin, 2018 (220)
Had 70+ rushing attempts: vs. Arkansas, 2010 (70)
Had 60+ rushing attempts: vs. Ole Miss, 2017 (62)
Had 50+ rushing attempts: vs. Louisville, 2017 (55)
Had seven+ rushing TDs: vs. Middle Tennessee, 2000 (7)
Had six+ rushing TDs: vs. Middle Tennessee, 2000 (7)
Had five+ rushing TDs: vs. Northwestern State, 2015 (5)
Had four+ rushing TDs: vs. Stephen F. Austin, 2018 (4)
Had three+ rushing TDs: vs. Stephen F. Austin, 2018 (4)
Had two+ players with 100 yards rushing: ... vs. UMass, 2017 (Fitzgerald 135, Williams 114)
Had three+ players with 100 yards rushing: ... vs. NE Louisiana, 1996 (Tony Buckhalter 119, Nakia Greer 110, Robert Isaac 103)

PASSING

Had 450+ yards passing: at Arkansas, 2015 (508)
Had 400+ yards passing: vs. Samford, 2016 (417)
Had 300+ yards passing: vs. Stephen F. Austin, 2018 (398)
Had 200+ yards passing: vs. Stephen F. Austin, 2018 (398)
Had 40+ pass attempts: at Alabama, 2016 (43)
Had 30+ pass attempts: vs. Stephen F. Austin, 2018 (34)
Had 25+ pass completions: vs. UMass, 2016 (26)
Had 20+ pass completions: vs. BYU, 2017 (20)
Had five+ passing TDs: vs. Stephen F. Austin, 2018 (5)
Had four+ passing TDs: vs. Stephen F. Austin, 2018 (5)
Had three+ passing TDs: vs. Stephen F. Austin, 2018 (5)
Had four+ passes intercepted: at LSU, 2010 (5)
Had three+ passes intercepted: at Alabama, 2014 (4)

RECEIVING

Had two players with 100 yards receiving: vs. Samford, 2016
(Donald Gray, 207; Fred Ross, 107)
Had 10+ different receivers catch a pass vs. Stephen F. Austin (12)
Had eight+ different receivers catch a pass vs. Stephen F. Austin (12)

COMBINATION OFFENSE

Had one 300-yard passer and one 100-yard rusher in a game: vs. Brigham Young, 2001
(Kevin Fant 346 pass & Dizenzo Miller 119 rush)
Had one 100-yard receiver and one 100-yard rusher in a game: vs. Stephen F. Austin, 2018
(Osirus Mitchell 114 receiving & Keytaon Thompson 109 rush)

TOTAL OFFENSE

Had 600+ yards total offense: vs. Stephen F. Austin, 2018 (618)
Had 550+ yards total offense: vs. Stephen F. Austin, 2018 (618)
Had 500+ yards total offense: vs. Stephen F. Austin, 2018 (618)
Had 400+ yards total offense: vs. Stephen F. Austin, 2018 (618)
Had 85+ plays total offense: vs. Ole Miss, 2017 (94)
Had 80+ plays total offense: vs. Ole Miss, 2017 (94)
Had 75+ plays total offense: vs. Louisville, 2017 (75)

SCORING

Scored 60+ points: vs. Stephen F. Austin, 2018 (63)
Scored 50+ points: vs. Stephen F. Austin, 2018 (63)
Scored 40+ points: vs. Stephen F. Austin, 2018 (63)
Scored 30+ points: vs. Stephen F. Austin, 2018 (63)
Allowed 60+ points: vs. South Carolina, 1995 (65)
Allowed 50+ points: vs. Arkansas, 2016 (58)
Allowed 40+ points: at Auburn, 2017 (49)
Allowed 30+ points: vs. Ole Miss, 2017 (31)
Was held scoreless: at Ole Miss, 2008 (0-45)
Was held scoreless at Scott Field: vs. LSU, 2007 (0-45)
Was held scoreless on the road: at Ole Miss, 2008 (0-45)
Was held scoreless at a non-campus site: vs. Florida, 1989 (21-0 in Tampa, Fla.)
Held opponent scoreless: vs. Charleston Southern, 2017 (49-0)
Held opponent scoreless at Scott Field: vs. Charleston Southern, 2017 (49-0)
Held opponent scoreless on the road: at South Carolina, 1998 (38-0)
Held opponent scoreless at neutral site: vs. Kansas, 1981 Hall of Fame Bowl (10-0)
Held opponent without a touchdown: vs. Stephen F. Austin, 2018 (63-6)
Held opponent without an offensive touchdown: vs. Stephen F. Austin, 2018 (63-6)
Held two opponents scoreless in one season: 2014
Held three opponents scoreless in one season: 1963
Held an SEC opponent scoreless: vs. Vanderbilt, 2014 (51-0)
Held two SEC opponents scoreless in one season: 1998
Scored a two-point conversion passing: ... vs. Arkansas, 2016 (Nick Fitzgerald to Fred Ross)
Scored a two-point conversion rushing: vs. Ole Miss, 2017 (Keytaon Thompson rush)
Attempted a two-point conversion: vs. Ole Miss, 2017 (rush successful)

TURNOVERS

Committed eight+ turnovers: at Arkansas, 2003 (8)
Committed seven+ turnovers: vs. LSU, 2007 (7)
Had five+ fumbles: vs. Georgia Tech, 2009 (5)
Lost four+ fumbles: vs. Georgia Tech, 2009 (4)
Lost three+ fumbles: vs. Ole Miss, 2017 (3)
Did not commit a turnover: vs. Stephen F. Austin, 2018
Did not cause a turnover: vs. Alabama, 2017
Recorded six+ takeaways: at Kentucky, 2007 (6)
Recorded five+ takeaways: vs. Arkansas, 2012 (5)
Returned three+ interceptions for TDs: vs. Arkansas State, 1994
(Walt Harris - 41; Jimmy Lipscomb - 28; Dwayne Curry - 29)
Returned two+ interceptions for TDs: vs. Jackson State, 2012 (Darius Slay - 52, Matthew Wells - 22)
Returned one interception for a TD: vs. UMass, 2017 (58 yards by J.T. Gray)
Returned a fumble for a TD: at Louisiana Tech, 2017 (90 yards by Jeffery Simmons)
Two players had 2+ interceptions at Middle Tennessee, 2009 (Corey Broomfield - 2; Johnthan Banks - 2)

DEFENSE

Held opponent to 10 or fewer first downs: vs. BYU, 2017 (8)
Held opponent to 0 or fewer yards rushing: vs. Florida, 2000 (-78 yds, 22 att.)
Held opponent to 25 or fewer yards rushing: ... vs. Charleston Southern, 2017 (18 yds, 39 att.)
Held opponent to 50 or fewer yards rushing: vs. BYU, 2017 (17 yds, 29 att.)
Held opponent to 50 or fewer yards passing: vs. Charleston Southern, 2017 (15)
Held opponent to 100 or fewer yards rushing: vs. Stephen F. Austin, 2018 (77 yds, 41 att.)
Held opponent to 100 or fewer yards passing: vs. Charleston Southern, 2017 (15)
Held opponent to 100 or fewer yards total offense vs. Charleston Southern, 2017 (33)
Held opponent to 200 or fewer yards total offense: vs. BYU, 2017 (176)
Held opponent to 250 or fewer yards total offense: vs. BYU, 2017 (176)
Held opponent to 300 or fewer yards total offense: vs. Stephen F. Austin, 2018 (254)
Intercepted five+ passes: at Memphis, 2002 (5)
Intercepted four+ passes: at Middle Tennessee, 2009 (4)
Intercepted three+ passes: vs. Louisville, 2017 (4)
Scored a safety: vs. Charleston Southern, 2017 (2)
Scored two+ safeties: vs. Charleston Southern, 2017 (2)
Recorded nine+ sacks: at Ole Miss, 1996 (9.0)
Recorded eight+ sacks: vs. Oklahoma State, 1999 (8.0)
Recorded six+ sacks: vs. Louisville, 2017 (6)
Recorded five+ sacks: vs. Alabama, 2017 (5)
Recorded four+ sacks: vs. Stephen F. Austin, 2018 (4)
Did not record a sack: vs. Arkansas, 2016
Recorded 10+ tackles for loss vs. Stephen F. Austin, 2018 (17)
Had four players record 10+ tackles: ... vs. Texas A&M, 2012 (B. McKinney, C. Lawrence, N. Whitley, M. Wells)
Had three players record 10+ tackles: ... vs. Texas A&M, 2012 (B. McKinney, C. Lawrence, N. Whitley, M. Wells)
Had two players record 10+ tackles: vs. Auburn, 2016 (R. Brown, M. McLaurin)

SPECIAL TEAMS

Returned a punt for a TD: vs. UMass, 2017 (Dedrick Thomas - 82)
Returned a blocked punt for a TD: at Louisiana Tech, 2017 (Jeffery Simmons - 90)
Returned a kickoff for a TD: at Southern Miss, 2015 (Broomfield - 100)
Returned a blocked FG for a TD: vs. Southern Miss, 2014 (Jay Hughes - 70)
Blocked one punt: at Louisiana Tech, 2017 (Jeffery Simmons)
Blocked two punts: vs. LSU, 1999 (Robert Bean, Eugene Clinton, Rob Knight)
Blocked three punts: vs. LSU, 1999 (Robert Bean, Eugene Clinton, Rob Knight)
Punted 10+ times: at Ole Miss, 2008 (10)
Did not punt: vs. Troy, 2013
Blocked a field goal: vs. Miami (Ohio), 2016 (Nelson Adams)
Had a punt blocked: at Texas A&M, 2017 (Armani Watts)
Had a field goal blocked: at Arkansas, 2013 (Devon Bell 28-yard attempt)
Blocked a PAT kick: vs. Miami (Ohio), 2016 (Johnathan Calvin)
Scored on a blocked PAT kick: vs. Texas A&M, 2000 (Julius Griffith)
Missed a kicking PAT: at Ole Miss, 2016
Had a kicking PAT blocked: at Louisiana Tech, 2017
Recovered an onside kick: at Texas A&M, 2017

MISCELLANEOUS

Had 30+ first downs: vs. BYU, 2017 (35)
Had 20+ first downs: vs. Stephen F. Austin, 2018 (25)
Had 20+ penalties: vs. Clemson, 1999 (21)
Had 10+ penalties: vs. Louisville, 2017 (11)
Had 100+ yards in penalties: vs. Louisville, 2017 (100)
Had 35 minutes+ of possession time: vs. Ole Miss, 2017 (37:30)
Was involved in a tie game: vs. Arkansas, 1993 (13-13)
Was involved in an overtime game: 2OT at BYU, 2016 (L, 28-21)

THE LAST TIME AN MSU PLAYER ...

RUSHING

Rushed 40+ times:..... Michael Davis vs. Ole Miss, 1993 (40)
Rushed 35+ times:..... James Johnson vs. Alabama, 1998 (36)
Rushed 30+ times:..... Vick Ballard vs. Arkansas, 2010 (33)
Rushed 25+ times:..... Keytaon Thompson vs. Louisville, 2017 (27)
Rushed for 250+ yards:..... Nick Fitzgerald at Ole Miss, 2016 (258)
Rushed for 200+ yards:..... Nick Fitzgerald at Ole Miss, 2016 (258)
Rushed for 175+ yards:..... Aeris Williams at Ole Miss, 2016 (191)
Rushed for 150+ yards:..... Aeris Williams at Ole Miss, 2016 (191)
Rushed for 125+ yards:..... Keytaon Thompson vs. Louisville, 2017 (147)
Rushed for 100+ yards:..... Keytaon Thompson vs. Stephen F. Austin, 2018 (109)
Rushed for 100+ yards (QB):..... Keytaon Thompson vs. Stephen F. Austin, 2018 (109)
Rushed for four+ touchdowns:..... Nick Fitzgerald vs. Arkansas, 2016 (4)
Rushed for three+ touchdowns:..... Keytaon Thompson vs. Louisville, 2017 (3)
Rushed for two+ touchdowns:..... Keytaon Thompson vs. Stephen F. Austin, 2018 (2)
Had a run of 80+ yards:..... James Johnson at Alabama, 1997 (83)
Had a run of 70+ yards:..... Nick Fitzgerald at Ole Miss, 2016 (70)
Had a run of 60+ yards:..... Nick Fitzgerald at Ole Miss, 2016 (70)
Had a run of 50+ yards:..... Aeris Williams at Louisiana Tech, 2017 (59)

PASSING

Passed for 450+ yards:..... Dak Prescott at Arkansas, 2015 (508)
Passed for 400+ yards:..... Nick Fitzgerald vs. Samford, 2016 (417)
Passed for 300+ yards:..... Keytaon Thompson vs. Stephen F. Austin, 2018 (364)
Passed for 250+ yards:..... Keytaon Thompson vs. Stephen F. Austin, 2018 (364)
Passed for 200+ yards:..... Keytaon Thompson vs. Stephen F. Austin, 2018 (364)
Attempted 45+ passes:..... Dak Prescott at Arkansas, 2015 (50)
Attempted 35+ passes:..... Nick Fitzgerald vs. Samford, 2016 (35)
Completed 30+ passes:..... Keytaon Thompson vs. Stephen F. Austin, 2018 (31)
Completed 25+ passes:..... Keytaon Thompson vs. Stephen F. Austin, 2018 (31)
Completed 20+ passes:..... Nick Fitzgerald vs. Samford, 2016 (35)
Threw four+ touchdown passes:..... Keytaon Thompson vs. Stephen F. Austin, 2018 (5)
Threw three+ touchdown passes:..... Keytaon Thompson vs. Stephen F. Austin, 2018 (5)
Threw five+ interceptions:..... Michael Henig vs. LSU, 2007 (6)
Threw four+ interceptions:..... Tyler Russell vs. Northwestern, 2012 (4)
Threw three+ interceptions:..... Dak Prescott at Alabama, 2014 (3)
Completed pass for 90+ yards:..... Kevin Fant to Terrell Grindle vs. Kentucky, 2002 (91)
Completed pass for 80+ yards: Keytaon Thompson to Osirus Mitchell vs. Stephen F. Austin, 2018 (84)
Completed pass for 70+ yards: Keytaon Thompson to Osirus Mitchell vs. Stephen F. Austin, 2018 (84)
Completed pass for 60+ yards: Keytaon Thompson to Osirus Mitchell vs. Stephen F. Austin, 2018 (84)
Completed pass for 50+ yards: Keytaon Thompson to Osirus Mitchell vs. Stephen F. Austin, 2018 (84)

RECEIVING

Caught 15+ passes:..... Eric Moulds at Tennessee, 1995 (15)
Caught 10+ passes:..... Fred Ross vs. Arkansas, 2016 (10)
Caught seven+ passes:..... Fred Ross vs. Arkansas, 2016 (10)
Had 200+ yards receiving:..... Donald Gray vs. Samford, 2016 (207)
Had 175+ yards receiving:..... Donald Gray vs. Samford, 2016 (207)
Had 150+ yards receiving:..... Fred Ross vs. Arkansas, 2016 (171)
Had 100+ yards receiving:..... Osirus Mitchell vs. Stephen F. Austin, 2018 (84)
Caught three+ TD passes:..... Donald Gray vs. Samford, 2016 (3)
Caught two+ TD passes:..... Osirus Mitchell vs. Stephen F. Austin, 2018 (2)

TOTAL OFFENSE

Had 450+ yards total offense:..... Keytaon Thompson vs. Stephen F. Austin, 2018 (473)
Had 400+ yards total offense:..... Keytaon Thompson vs. Stephen F. Austin, 2018 (473)
Had 350 yards+ total offense:..... Keytaon Thompson vs. Stephen F. Austin, 2018 (473)
Had 300 yards+ total offense:..... Keytaon Thompson vs. Stephen F. Austin, 2018 (473)
Had 100 yards both passing and rushing:..K. Thompson vs. Stephen F. Austin, 2018 (109 rush, 364 pass)

SCORING

Accounted for five+ touchdowns: Keytaon Thompson vs. Stephen F. Austin, 2018 (5 pass, 2 rush)
Accounted for four+ touchdowns: Keytaon Thompson vs. Stephen F. Austin, 2018 (5 pass, 2 rush)
Accounted for three+ touchdowns: ... Keytaon Thompson vs. Stephen F. Austin, 2018 (5 pass, 2 rush)
Scored four+ touchdowns:..... Nick Fitzgerald vs. Arkansas, 2016 (4 rush)
Scored three+ touchdowns:..... Keytaon Thompson vs. Louisville, 2017 (3 rush)
Scored two+ touchdowns:..... Keytaon Thompson vs. Stephen F. Austin, 2018 (2 rush)
Scored two+ non-offensive TDs: ..Jeffery Simmons (FR & blkd punt) at Louisiana Tech, 2017

DEFENSE

Intercepted three+ passes:..... Mark McLaurin vs. Louisville, 2017 (3)
Intercepted two+ passes:..... Taveze Calhoun vs. Kentucky, 2015 (2)
Intercepted a pass C.J. Morgan vs. Stephen F. Austin, 2018 (1)
Recovered three+ fumbles:..... Chris Corroero vs. Memphis, 1987 (3)
Recovered two+ fumbles:..... Kamau Jackson vs. Tennessee, 2002 (2)
Recovered a fumble..... Jeffery Simmons vs. Ole Miss, 2017 (1)
Forced two+ fumbles:..... Gerri Green at Louisiana Tech, 2017 (2)
Forced a fumble..... Johnathan Abram vs. Louisville, 2017 (1)
Recorded five+ sacks:..... Greg Favors at Ole Miss, 1996 (5.5)
Recorded three+ sacks:..... Willie Evans vs. Tulane, 2005 (3.0)
Recorded two+ sacks:..... Montez Sweat vs. Stephen F. Austin, 2018 (2.5)
Recorded five+ tackles for loss:..... Deljuan Robinson vs. Auburn, 2006 (5.0)
Recorded three+ tackles for loss..... Sweat & Simmons vs. Stephen F. Austin, 2018 (3.5)
Recorded 20+ tackles:..... Mario Haggan vs. Arkansas, 2000 (20)
Recorded 10+ tackles:..... Mark McLaurin vs. Louisville, 2017 (11)
Recorded 10+ tackles in back-to-back games:..... Beniquez Brown, 2015 (Two Straight vs. Alabama (11), at Arkansas (12)
Returned an interception for a touchdown:..... J.T. Gray(58) vs. UMass, 2017

SPECIAL TEAMS

Scored 10+ points kicking:..... Jace Christmann vs. LSU, 2017 (13)
Kicked five+ field goals:..... Derek DePasquale vs. UAB, 2010 (5)
Kicked four+ field goals:..... Derek DePasquale vs. UAB, 2010 (5)
Kicked two field goals of 50+ yards:..... Brian Hazelwood vs. Memphis, 1997 (51, 53)
Kicked one field goal of 50+ yards:..... Devon Bell vs. LSU, 2015 (52)
Kicked a punt of 70+ yards:..... Devon Bell at South Alabama, 2014 (70)
Kicked a punt of 60+ yards:..... Logan Cooke at Georgia, 2017 (67)
Punted 10+ times..... Blake McAdams at Ole Miss, 2008 (12)
Totalled 175+ kick return yards:..... Jameon Lewis at Ole Miss, 2012 (183, 5 ret.)
Totalled 150+ kick return yards:..... Jameon Lewis at Ole Miss, 2012 (183, 5 ret.)
Totalled 100+ kick return yards:..... Keith Mixon vs. Arkansas, 2016 (106, 5 ret.)
Totalled 50+ punt return yards:..... Keith Mixon vs. Stephen F. Austin, 2018 (64, 6 ret.)

THE LAST TIME AN OPPONENT ...

RUSHING

Had 400+ yards rushing:	Georgia Tech, 2014 (452)
Had 300+ yards rushing:	Arkansas, 2016 (357)
Had 200+ yards rushing:	Alabama, 2017 (202)
Had 70+ rushing attempts:	Oklahoma State, 1998 (71)
Had 60+ rushing attempts:	Georgia Tech, 2014 (61)
Had 50+ rushing attempts:	Auburn, 2016 (58)
Had six+ rushing TDs:	Georgia Tech, 2014 (6)
Had four+ rushing TDs:	Auburn, 2017 (4)
Had two players with 100 yds rushing:	Arkansas, 2016 (Williams 205, Whaley 112)

PASSING

Had 400+ yards passing:	Samford, 2016 (468)
Had 300+ yards passing:	Ole Miss, 2016 (320)
Had 200+ yards passing:	Ole Miss, 2017 (247)
Had 60+ pass attempts:	Samford, 2016 (70)
Had 50+ pass attempts:	Samford, 2016 (70)
Had 40+ pass attempts:	Alabama, 2016 (41)
Had 30+ pass attempts:	Stephen F. Austin, 2018 (37)
Had 40+ pass completions:	Samford, 2016 (42)
Had 30+ pass completions:	Alabama, 2016 (31)
Had 25+ pass completions:	Alabama, 2016 (31)
Had 20+ pass completions:	Miami (Ohio), 2016 (22)
Had five+ passing TDs:	Alabama, 2016 (5)
Had four+ passing TDs:	Alabama, 2016 (5)
Had three+ passing TDs:	Arkansas, 2016 (3)

RECEIVING

Had two players with 100 yards receiving in a game:	Samford, 2016 (Karel Hamilton 213 and Kelvin McKnight 115)
Had four+ players catch five+ passes:	Arkansas, 2015 (5)
Had three+ players catch five+ passes:	Ole Miss, 2016 (3)
Had 12+ players catch a pass:	Troy, 2013 (12)
Had eight+ players catch a pass:	Arkansas, 2017 (9)

TOTAL OFFENSE

Had 650+ yards total offense:	Arkansas, 2016 (661)
Had 600+ yards total offense:	Arkansas, 2016 (661)
Had 550+ yards total offense:	Arkansas, 2016 (661)
Had 500+ yards total offense:	Auburn, 2017 (511)
Had 400+ yards total offense:	Auburn, 2017 (511)
Had 80+ plays total offense:	Louisiana Tech, 2017 (80)
Had 75+ plays total offense:	Stephen F. Austin, 2018 (78)

SCORING

Scored 60+ points:	South Carolina, 1995 (65)
Scored 50+ points:	Arkansas, 2016 (58)
Scored 40+ points:	Auburn, 2017 (49)
Scored 30+ points:	Ole Miss, 2017 (31)
Scored a two-point conversion rushing:	Arkansas, 2016
Scored a two-point conversion passing:	Samford, 2016
Failed on a two-point conversion attempt:	Arkansas, 2016

TURNOVERS

Had five+ fumbles:	Ole Miss, 2011 (6)
Had four+ fumbles lost:	LSU, 2004 (4)
Had three+ fumbles lost:	Arkansas, 2012 (3)
Committed five+ turnovers:	Arkansas, 2012 (5)
Did not commit a turnover:	Alabama, 2017
Intercepted five+ MSU passes:	LSU, 2010 (5)
Intercepted four+ MSU passes:	Northwestern, 2012 (4)
Intercepted three+ MSU passes:	UMass, 2017 (3)
Returned an interception for a TD:	UMass, 2017 (Isaiah Rodgers)
Returned a fumble for a TD:	Arkansas, 2017 (Briston Guidry 0-yd fumble recovery)

DEFENSE

Held MSU to 10 or fewer first downs:	Alabama, 2013 (10)
Recorded 10+ sacks:	Ole Miss, 2008 (11)
Recorded seven+ sacks:	Ole Miss, 2015 (7)
Scored a safety:	Texas A&M, 2013
Scored two safeties:	Florida, 2005
Held MSU to 25 or fewer yards rushing:	Alabama, 2011 (12)
Held MSU to 100 or fewer yards passing:	Kentucky, 2016 (81)
Held MSU to 50 or fewer yards passing:	Florida, 2010 (33)
Held MSU to 300 or less yards total offense:	Auburn, 2016 (289)
Held MSU to 200 or less yards total offense:	Alabama, 2013 (197)
Held MSU to 100 or fewer yards both rushing & passing:	Ole Miss, 2008 (-51 rush, 88 pass)

SPECIAL TEAMS

Returned a punt for a TD:	Texas A&M, 2016 (Christian Kirk - 93)
Returned a blocked punt for a TD:	Ole Miss, 2013 (Terrell Grant - 0)
Returned a kickoff for a TD:	Tennessee, 2012 (Cordarrelle Patterson - 98)
Punted 10+ times:	Vanderbilt, 2009 (11)
Did not punt:	Arkansas, 2016
Missed a kicking PAT:	Arkansas, 2016
Missed two kicking PATs:	Tulane, 2006
Blocked a field goal:	Arkansas, 2013
Blocked a punt:	Texas A&M, 2017

MISCELLANEOUS

Had 30+ first downs:	Ole Miss, 2016 (31)
Had 10+ penalties:	Texas A&M, 2013 (10)
Had 100+ yards in penalties:	LSU, 2017 (112)
Had 35 minutes+ of possession time:	Louisiana Tech, 2017 (36:08)
Had two 100-yard rushers and one 100-yard receiver:	Georgia Tech, 2014 (Days 171 rush, Thomas 121 rush, Waller 114 rec.)
Had one 100-yard rusher and one 100-yard receiver:	Alabama, 2016 (Hurts 100 rush, Stewart 156 rec.)

INDIVIDUAL RUSHING

Rushed 40+ times:	Deuce McAllister (Ole Miss), 1998 (40)
Rushed 35+ times:	Kamryn Pettway (Auburn), 2016 (39)
Rushed for 200+ yards:	Rawleigh Williams III (Arkansas), 2016 (205)
Rushed for 175+ yards:	Rawleigh Williams III (Arkansas), 2016 (205)
Rushed for 150+ yards:	Lamar Jackson (Louisville), 2017 (158)
Rushed for 125+ yards:	Lamar Jackson (Louisville), 2017 (158)
Rushed for 100+ yards:	Lamar Jackson (Louisville), 2017 (158)
Rushed for five+ touchdowns:	Carnell Williams (Auburn), 2003 (6)
Rushed for four+ touchdowns:	Rawleigh Williams III (Arkansas), 2016 (4)
Had a run of 80+ yards:	Marquis Young (UMass), 2016 (83)
Had a run of 70+ yards:	Lamar Jackson (Louisville), 2017 (75)
Had a run of 60+ yards:	Lamar Jackson (Louisville), 2017 (75)
Had a run of 50+ yards:	Lamar Jackson (Louisville), 2017 (75)

INDIVIDUAL PASSING

Passed for 450+ yards:	Devlin Hodges (Samford), 2016 (468)
Passed for 400+ yards:	Devlin Hodges (Samford), 2016 (468)
Passed for 300+ yards:	Shea Patterson (Ole Miss), 2016 (320)
Attempted 60+ passes:	Devlin Hodges (Samford), 2016 (69)
Attempted 50+ passes:	Devlin Hodges (Samford), 2016 (69)
Completed 30+ passes:	Devlin Hodges (Samford), 2016 (42)
Completed 20+ passes:	Gus Ragland (Miami (Ohio)), 2016 (22)
Threw five+ touchdown passes:	Brandon Allen (Arkansas), 2015 (7)
Threw four+ touchdown passes:	Jalen Hurts (Alabama), 2016 (4)
Completed a pass for 80+ yards:	Jacoby Brisett to Pharoah McKeever (NC State), 2015 (82)
Completed a pass for 70+ yards:	Jordan Ta'amu to A.J. Brown (Ole Miss), 2017 (167)

INDIVIDUAL RECEIVING

Caught 10+ passes:	Karel Hamilton (Samford), 2016 (14)
Caught seven+ passes:	Andy Isabella (UMass), 2017 (7)
Had 150+ yards receiving:	A.J. Brown (Ole Miss), 2017 (167)
Had 100+ yards receiving:	Jay Smith (Louisville), 2017 (107)
Caught three+ TD passes:	ArDarius Stewart (Alabama), 2016 (3)
Caught two+ TD passes:	Keon Hatcher (Arkansas), 2016 (2)

INDIVIDUAL TOTAL OFFENSE

Had 500+ yards total offense:	Devlin Hodges (Samford), 2016 (513)
Had 400+ yards total offense:	Jalen Hurts (Alabama), 2016 (447)
Had 100 yards both passing and rushing:	L. Jackson (Louisville), 2017, (171 pass/158 rush)

INDIVIDUAL SCORING

Accounted for six+ touchdowns:	Brandon Allen (Arkansas), 2015 (7 pass)
Accounted for five+ touchdowns:	Rawleigh Williams III (Arkansas), 2016 (4 rush, 1 pass)
Accounted for four+ touchdowns:	Rawleigh Williams III (Arkansas), 2016 (4 rush, 1 pass)
Scored four+ touchdowns:	Rawleigh Williams III (Arkansas), 2016 (4 rush)
Scored three+ touchdowns:	Kerryon Johnson (Auburn), 2017 (3 rush)

INDIVIDUAL DEFENSE

Intercepted three+ passes:	Craig Steltz (LSU), 2007 (3)
Intercepted two+ passes:	Isaiah Rodgers (UMass), 2017 (2)
Recorded three+ sacks:	Jonathan Allen (Alabama), 2015 (3, 17)
Recorded two+ sacks:	Carl Lawson (Auburn), 2016 (2.0, 13)

SPECIAL TEAMS

Scored 10+ points kicking:	Adam Griffith (Alabama), 2016 (14)
Kicked five+ field goals:	Austin MacGinnis (Kentucky), 2016 (5)
Kicked four field goals:	Austin MacGinnis (Kentucky), 2016 (5)

GAME 1

Stephen F. Austin 6
#18/18 MSU 63

Sept. 1, 2018
Davis Wade Stadium
Starkville, Miss.
54,289

Mississippi State

RUSHING	Att.	Gain	Lost	Net	TD	Long	Avg.
Keytaon Thompson	10	109	0	109	2	25	10.9
Kylin Hill	9	50	0	50	1	16	5.6
Dontavian Lee	6	29	0	29	1	9	4.8
Jalen Mayden	5	22	0	22	0	14	4.4
Nick Gibson	2	21	0	21	0	20	10.5
Aeris Williams	2	15	0	15	0	10	7.5
Logan Burnett	1	3	0	3	0	3	3.0

PASSING	Com	Att	Int	Yds	TD	Long	Sacks
Keytaon Thompson	13	31	0	364	5	84	0
Jalen Mayden	1	2	0	9	0	9	0
Logan Burnett	1	1	0	25	0	25	0

RECEIVING	No.	Yds.	TD	Long
Osirus Mitchell	2	114	2	84
Austin Williams	2	30	0	21
Keith Mixon	2	21	0	23
Kylin Hill	1	53	1	53
Stephen Guidry	1	39	0	39
Justin Johnson	1	34	0	34
Aeris Williams	1	27	1	27
Devonta Jason	1	25	0	25
Deddrick Thomas	1	20	0	20
Dontea Jones	1	17	1	17
Farrod Green	1	9	0	9
Nick Gibson	1	9	0	9

PUNTING	No.	Yds.	Avg.	Long	I20	TB
Tucker Day	3	123	41.0	48	1	0

FIELD GOALS	Att.	Made	Long	KICKS
Jace Christmann	1	0	0	missed 40

ALL RETURNS	Punts			Kickoffs			Intercepted		
	No.	Yds.	Lg.	No.	Yds.	Lg.	No.	Yds.	Lg.
Keith Mixon	6	64	22	0	0	0	0	0	0
C.J. Morgan	0	0	0	0	0	0	1	0	0
Brian Cole	0	0	0	2	59	40	0	0	0

Stephen F. Austin

RUSHING	Att.	Gain	Lost	Net	TD	Long	Avg.
Jamall Shaw	6	32	1	31	0	16	5.2
Thomas Hutchings	3	27	0	27	0	10	9.0
Josh McGowen	5	26	3	23	0	9	4.6
Jae'Lon Oglesby	8	31	9	22	0	18	2.8
Josh Covey	5	13	7	6	0	6	1.2
TEAM	1	0	4	-4	0	0	-4.0
Dominic Williams	10	5	10	-5	0	3	-0.5
Foster Sawyer	3	0	23	-23	0	0	-7.7

PASSING	Com	Att	Int	Yds	TD	Long	Sacks
Foster Sawyer	10	27	0	147	0	26	3
Jake Blumrick	2	6	1	8	0	5	0
Josh Covey	3	4	0	22	0	11	1

RECEIVING	No.	Yds.	TD	Long
Tamrick Pace	5	73	0	24
Allen Arclies III	2	42	0	26
Terian Goree	2	31	0	18
Frank Iheanacho	2	16	0	11
Thomas Hutchings	1	7	0	7
Bryan Wempa	1	4	0	4
Josh Thompson	1	3	0	3
Remi Simmons	1	1	0	1

PUNTING	No.	Yds.	Avg.	Long	I20	TB
Troy Duran	1	32	32.0	32	0	0
Caleb Lewallen	9	353	39.2	45	2	0

FIELD GOALS	Att.	Made	Long	KICKS
Storm Ruiz	2	2	36	36 made; 33 made

	Punts			Kickoffs			Intercepted		
ALL RETURNS	No.	Yds.	Lg.	No.	Yds.	Lg.	No.	Yds.	Lg.
Alize Ward	0	0	0	2	37	22	0	0	0
Josh McGowen	0	0	0	2	37	20	0	0	0
Jae'Lon Oglesby	0	0	0	2	47	25	0	0	0

No. 18 State Routs SFA 63-6 To Usher In Moorhead Era

Keytaon Thompson, making just his second career start, tied the SEC and MSU single-game record for touchdowns responsible (7) while accounting for 473 yards of total offense in a 63-6 win over Stephen F. Austin to successfully open the **Joe Moorhead** era in Davis Wade Stadium. Thompson got the starting nod in place of **Nick Fitzgerald**, who was serving a one-game suspension for violation of team rules. **Kylin Hill**, making his first career start, opened the Moorhead era in an explosive way, hauling in a quick pass from Thompson and racing 53 yards on the Bulldogs' first play from scrimmage. Thompson did it with his feet and his arm, tying the MSU single-game record with five touchdown passes. The big play came on an 87-yard deep strike to **Osirus Mitchell** with 3:44 to go in the first quarter, representing the longest State pass play in 14 years. Thompson became just the third player in Bulldog history with over 300 yards passing and 100 yards rushing in the same game. He tallied his third-straight 100-yard game on the ground and added two scores. He State took a 35-3 lead into halftime following a brilliant one-handed, 17-yard touchdown grab from **Dontea Jones** with 1:01 in the second quarter. Defensively, **Johnathan Abram** made a game-high eight tackles. **Montez Sweat** and **Jeffery Simmons** combined for seven tackles for loss with two sacks coming from Sweat. **C.J. Morgan** also recorded his first career interception.

Stephen F. Austin	0	3	3	0	-6
Mississippi State	21	14	14	14	-63

1st	13:10	MSU	Kylin Hill 53 yd pass from K. Thompson (J. Christmann kick)
	05:29	MSU	K. Thompson 9 yd run (J. Christmann kick)
	03:44	MSU	Osirus Mitchell 84 yd pass from K. Thompson (J. Christmann kick)
2nd	13:01	SFA	Storm Ruiz 36 yd field goal
	09:53	MSU	Aeris Williams 27 yd pass from K. Thompson (J. Christmann kick)
	01:01	MSU	Dontea Jones 17 yd pass from K. Thompson (J. Christmann kick)
3rd	06:55	SFA	Storm Ruiz 33 yd field goal
	06:03	MSU	Osirus Mitchell 30 yd pass from K. Thompson (Jordan Lawless kick)
	02:06	MSU	Kylin Hill 6 yd run (Jace Christmann kick)
4th	14:50	MSU	K. Thompson 25 yd run (Jordan Lawless kick)
	01:37	MSU	Dontavian Lee 5 yd run (Jordan Lawless kick)

Team Stats

	SFA	MSU
FIRST DOWNS	16	25
Rushing	7	12
Passing	8	12
Penalty	1	1
NET YARDS RUSHING	77	220
Rushing Attempts	41	37
Average Per Rush	1.9	5.9
NET YARDS PASSING	177	398
Completions-Attempts-Int	15-37-1	15-34-0
Average Per Attempt	4.8	11.7
Average Per Completion	11.8	26.5
TOTAL OFFENSE YARDS	254	618
Total offense plays	78	71
Average Gain Per Play	3.3	8.7
Penalties: Number-Yards	9-56	7-80
PUNTS-YARDS	10-385	3-123
KICKOFFS-YARDS	3-177	10-643
Punt returns: Number-Yards-TD	0-0-0	6-64-0
Kickoff returns: Number-Yds-TD	6-121-0	2-59-0
Interceptions: Number-Yds-TD	0-0-0	1-0-0
Fumble Returns: Number-Yds-TD	0-0-0	0-0-0
Possession Time	31:16	28:44
Third-Down Conversions	3 of 18	7 of 13
Fourth-Down Conversions	1 of 3	1 of 2
Red-Zone Scores-Chances	2-2	4-4
Sacks By: Number-Yards	0-0	4-29
PAT Kicks	0-0	9-9

2018 Mississippi State Football

Mississippi State Combined Team Statistics (as of Sep 03, 2018)

All games

Date	Opponent					Score			Att.
Sept 1, 2018	STEPHEN F. AUSTIN					W	63-6	54289	
Rushing	gp	att	gain	loss	net	avg	td	lg	avg/g
Keytaon Thompson	1	10	109	0	109	10.9	2	25	109.0
Kylin Hill	1	9	50	0	50	5.6	1	16	50.0
Dontavian Lee	1	6	29	0	29	4.8	1	9	29.0
Jalen Mayden	1	5	22	0	22	4.4	0	14	22.0
Nick Gibson	1	2	21	0	21	10.5	0	20	21.0
Aeris Williams	1	2	15	0	15	7.5	0	10	15.0
Logan Burnett	1	1	3	0	3	3.0	0	3	3.0
Total	1	37	249	29	220	5.9	4	25	220.0
Opponents	1	41	134	57	77	1.9	0	18	77.0
Passing	gp	effic	comp-att-int		pct	yds	td	lg	avg/g
Keytaon Thompson	1	193.79	13-31-0		41.9	364	5	84	364.0
Jalen Mayden	1	87.80	1-2-0		50.0	9	0	9	9.0
Logan Burnett	1	310.00	1-1-0		100.0	25	0	25	25.0
Total	1	190.98	15-34-0		44.1	398	5	84	398.0
Opponents	1	75.32	15-37-1		40.5	177	0	26	177.0
Receiving	gp	no.	yds	avg	td	lg	avg/g		
Osirus Mitchell	1	2	114	57.0	2	84	114.0		
Austin Williams	1	2	30	15.0	0	21	30.0		
Keith Mixon	1	2	21	10.5	0	23	21.0		
Kylin Hill	1	1	53	53.0	1	53	53.0		
Stephen Guidry	1	1	39	39.0	0	39	39.0		
Justin Johnson	1	1	34	34.0	0	34	34.0		
Aeris Williams	1	1	27	27.0	1	27	27.0		
Devonta Jason	1	1	25	25.0	0	25	25.0		
Dedrick Thomas	1	1	20	20.0	0	20	20.0		
Dontea Jones	1	1	17	17.0	1	17	17.0		
Farrod Green	1	1	9	9.0	0	9	9.0		
Nick Gibson	1	1	9	9.0	0	9	9.0		
Total	1	15	398	26.5	5	84	398.0		
Opponents	1	15	177	11.8	0	26	177.0		

Field Goals	fg	pct.	01-19	20-29	30-39	40-49	50-99	lg	blk
Jace Christmann	0-1	0.0	0-0	0-0	0-0	0-1	0-0	0	0

Scoring	td	fg	kick	rush	rcv	pass	dxp	saf	pts
Osirus Mitchell	2	-	-	-	-	-	-	-	12
Keytaon Thompson	2	-	-	-	-	-	-	-	12
Kylin Hill	2	-	-	-	-	-	-	-	12
Dontavian Lee	1	-	-	-	-	-	-	-	6
Dontea Jones	1	-	-	-	-	-	-	-	6
Aeris Williams	1	-	-	-	-	-	-	-	6
Jace Christmann	-	0-1	6-6	-	-	-	-	-	6
Jordan Lawless	-	-	3-3	-	-	-	-	-	3
Total	9	0-1	9-9	-	-	-	-	-	63
Opponents	-	2-2	-	-	-	-	-	-	6

Score by Quarters	1st	2nd	3rd	4th	OT	Total
Mississippi State	21	14	14	14	0	63
Opponents	0	3	3	0	0	6

Record:	Overall	Home	Away	Neutral
All games	1-0	1-0	0-0	0-0
Conference	0-0	0-0	0-0	0-0
Non-Conference	1-0	1-0	0-0	0-0

Team Statistics	MS	OPP
FIRST DOWNS	25	16
Rushing	12	7
Passing	12	8
Penalty	1	1
RUSHING YARDAGE	220	77
Rushing Attempts	37	41
Average Per Rush	5.9	1.9
Average Per Game	220.0	77.0
TDs Rushing	4	0
PASSING YARDAGE	398	177
Comp-Att-Int	15-34-0	15-37-1
Average Per Pass	11.7	4.8
Average Per Catch	26.5	11.8
Average Per Game	398.0	177.0
TDs Passing	5	0
TOTAL OFFENSE	618	254
Average Per Play	8.7	3.3
Average Per Game	618.0	254.0
KICK RETURNS: #-Yards	2-59	6-121
PUNT RETURNS: #-Yards	6-64	0-0
INT RETURNS: #-Yards	1-0	0-0
FUMBLES-LOST	2-0	1-0
PENALTIES-Yards	7-80	9-56
PUNTS-AVG	3-41.0	10-38.5
TIME OF POSSESSION/Game	28:44	31:16
3RD-DOWN Conversions	7/13	3/18
4TH-DOWN Conversions	1/2	1/3

Interceptions	no.	yds	avg	td	lg
C.J. Morgan	1	0	0.0	0	0

Punting	no.	yds	avg	lg	tb	fc	i20	50+	blk
Tucker Day	3	123	41.0	48	0	0	1	0	0

Punt Returns	no.	yds	avg	td	lg
Keith Mixon	6	64	10.7	0	22
Total	6	64	10.7	0	22
Opponents	0	0	0.0	0	0

Kick Returns	no.	yds	avg	td	lg
Brian Cole	2	59	29.5	0	40
Total	2	59	29.5	0	40
Opponents	6	121	20.2	0	25

All Purpose	g	rush	rcv	pr	kr	ir	total	avg/g
Osirus Mitchell	1	0	114	0	0	0	114	114.0
Keytaon Thomps	1	109	0	0	0	0	109	109.0
Kylin Hill	1	50	53	0	0	0	103	103.0
Keith Mixon	1	0	21	64	0	0	85	85.0
Brian Cole	1	0	0	0	59	0	59	59.0
Total	1	220	398	64	59	0	741	741.0
Opponents	1	77	177	0	121	0	375	375.0

Total Offense	g	plays	rush	pass	total	avg/g
Keytaon Thompson	1	41	109	364	473	473.0
Kylin Hill	1	9	50	0	50	50.0
Jalen Mayden	1	7	22	9	31	31.0
Dontavian Lee	1	6	29	0	29	29.0
Logan Burnett	1	2	3	25	28	28.0
Total	1	71	220	398	618	618.0
Opponents	1	78	77	177	254	254.0

##	Defensive Leaders	gp	ua	a	tot	tfl/yds	Sacks	Pass defense	Fumbles	blkd	saf
38	Johnathan Abram	1	5	3	8	0.5-2					
9	Montez Sweat	1	2	4	6	3.5-17	2.0-14				
41	Mark McLaurin	1	2	3	5	1.0-2					
2	Jamal Peters	1	3	1	4			1			
94	Jeffery Simmons	1	3	1	4	3.5-6					
Total		1	39	44	83	17-53	4-29	1-0	7		
Opponents		1	29	38	67	1-2	0-0		3	6	

2018 Mississippi State Football
Mississippi State Overall Team Statistics (as of Sep 03, 2018)
All games

Team Statistics	MS	OPP
SCORING	63	6
Points Per Game	63.0	6.0
Points Off Turnovers	7	0
FIRST DOWNS	25	16
Rushing	12	7
Passing	12	8
Penalty	1	1
RUSHING YARDAGE	220	77
Yards gained rushing	249	134
Yards lost rushing	29	57
Rushing Attempts	37	41
Average Per Rush	5.9	1.9
Average Per Game	220.0	77.0
TDs Rushing	4	0
PASSING YARDAGE	398	177
Comp-Att-Int	15-34-0	15-37-1
Average Per Pass	11.7	4.8
Average Per Catch	26.5	11.8
Average Per Game	398.0	177.0
TDs Passing	5	0
TOTAL OFFENSE	618	254
Total Plays	71	78
Average Per Play	8.7	3.3
Average Per Game	618.0	254.0
KICK RETURNS: #-Yards	2-59	6-121
PUNT RETURNS: #-Yards	6-64	0-0
INT RETURNS: #-Yards	1-0	0-0
KICK RETURN AVERAGE	29.5	20.2
PUNT RETURN AVERAGE	10.7	0.0
INT RETURN AVERAGE	0.0	0.0
FUMBLES-LOST	2-0	1-0
PENALTIES-Yards	7-80	9-56
Average Per Game	80.0	56.0
PUNTS-Yards	3-123	10-385
Average Per Punt	41.0	38.5
Net punt average	41.0	32.1
KICKOFFS-Yards	10-643	3-177
Average Per Kick	64.3	59.0
Net kick average	42.2	39.3
TIME OF POSSESSION/Game	28:44	31:16
3RD-DOWN Conversions	7/13	3/18
3rd-Down Pct	54%	17%
4TH-DOWN Conversions	1/2	1/3
4th-Down Pct	50%	33%
SACKS BY-Yards	4-29	0-0
MISC YARDS	0	0
TOUCHDOWNS SCORED	9	0
FIELD GOALS-ATTEMPTS	0-1	2-2
ON-SIDE KICKS	0-0	0-0
RED-ZONE SCORES	(4-4) 100%	(2-2) 100%
RED-ZONE TOUCHDOWNS	(4-4) 100%	(0-2) 0%
PAT-ATTEMPTS	(9-9) 100%	(0-0) 0%
ATTENDANCE	54289	0
Games/Avg Per Game	1/54289	0/0
Neutral Site Games		0/0

Score by Quarters	1st	2nd	3rd	4th	OT	Total
Mississippi State	21	14	14	14	0	63
Opponents	0	3	3	0	0	6

2018 Mississippi State Football
Mississippi State Overall Individual Statistics (as of Sep 03, 2018)
All games

Rushing	gp	att	gain	loss	net	avg	td	lg	avg/g
Keytaon Thompson	1	10	109	0	109	10.9	2	25	109.0
Kylin Hill	1	9	50	0	50	5.6	1	16	50.0
Dontavian Lee	1	6	29	0	29	4.8	1	9	29.0
Jalen Mayden	1	5	22	0	22	4.4	0	14	22.0
Nick Gibson	1	2	21	0	21	10.5	0	20	21.0
Aeris Williams	1	2	15	0	15	7.5	0	10	15.0
Logan Burnett	1	1	3	0	3	3.0	0	3	3.0
TEAM	1	2	0	29	-29	-14.5	0	0	-29.0
Total	1	37	249	29	220	5.9	4	25	220.0
Opponents	1	41	134	57	77	1.9	0	18	77.0

Passing	gp	effic	comp-att-int	pct	yds	td	lg	avg/g
Keytaon Thompson	1	193.79	13-31-0	41.9	364	5	84	364.0
Jalen Mayden	1	87.80	1-2-0	50.0	9	0	9	9.0
Logan Burnett	1	310.00	1-1-0	100.	25	0	25	25.0
Total	1	190.98	15-34-0	44.1	398	5	84	398.0
Opponents	1	75.32	15-37-1	40.5	177	0	26	177.0

Receiving	gp	no.	yds	avg	td	lg	avg/g
Osirus Mitchell	1	2	114	57.0	2	84	114.0
Austin Williams	1	2	30	15.0	0	21	30.0
Keith Mixon	1	2	21	10.5	0	23	21.0
Kylin Hill	1	1	53	53.0	1	53	53.0
Stephen Guidry	1	1	39	39.0	0	39	39.0
Justin Johnson	1	1	34	34.0	0	34	34.0
Aeris Williams	1	1	27	27.0	1	27	27.0
Devonta Jason	1	1	25	25.0	0	25	25.0
Dedrick Thomas	1	1	20	20.0	0	20	20.0
Dontea Jones	1	1	17	17.0	1	17	17.0
Farrod Green	1	1	9	9.0	0	9	9.0
Nick Gibson	1	1	9	9.0	0	9	9.0
Total	1	15	398	26.5	5	84	398.0
Opponents	1	15	177	11.8	0	26	177.0

Punt Returns	no.	yds	avg	td	lg
Keith Mixon	6	64	10.7	0	22
Total	6	64	10.7	0	22
Opponents	0	0	0.0	0	0

Interceptions	no.	yds	avg	td	lg
C.J. Morgan	1	0	0.0	0	0
Total	1	0	0.0	0	0
Opponents	0	0	0.0	0	0

Kick Returns	no.	yds	avg	td	lg
Brian Cole	2	59	29.5	0	40
Total	2	59	29.5	0	40
Opponents	6	121	20.2	0	25

Fumble Returns	no.	yds	avg	td	lg
Total	0	0	0.0	0	0
Opponents	0	0	0.0	0	0

2018 Mississippi State Football
Mississippi State Overall Individual Statistics (as of Sep 03, 2018)
All games

Scoring	td	fg	PAT				dxp	saf	pts
			kick	rush	rcv	pass			
Osirus Mitchell	2	-	-	-	-	-	-	-	12
Keytaon Thompson	2	-	-	-	-	-	-	-	12
Kylin Hill	2	-	-	-	-	-	-	-	12
Aeris Williams	1	-	-	-	-	-	-	-	6
Dontavian Lee	1	-	-	-	-	-	-	-	6
Dontea Jones	1	-	-	-	-	-	-	-	6
Jace Christmann	-	0-1	6-6	-	-	-	-	-	6
Jordan Lawless	-	-	3-3	-	-	-	-	-	3
Total	9	0-1	9-9	-	-	-	-	-	63
Opponents	-	2-2	-	-	-	-	-	-	6

Total Offense	g	plays	rush	pass	total	avg/g
Keytaon Thompson	1	41	109	364	473	473.0
Kylin Hill	1	9	50	0	50	50.0
Jalen Mayden	1	7	22	9	31	31.0
Dontavian Lee	1	6	29	0	29	29.0
Logan Burnett	1	2	3	25	28	28.0
Nick Gibson	1	2	21	0	21	21.0
Aeris Williams	1	2	15	0	15	15.0
TEAM	1	2	-29	0	-29	-29.0
Total	1	71	220	398	618	618.0
Opponents	1	78	77	177	254	254.0

Field Goals	fg	pct.	01-19	20-29	30-39	40-49	50-99	lg	blk
Jace Christmann	0-1	0.0	0-0	0-0	0-0	0-1	0-0	0	0

FG Sequence	Mississippi State	Opponents
Stephen F. Austin	40	(36),(33)

Numbers in (parentheses) indicate field goal was made.

Punting	no.	yds	avg	lg	tb	fc	i20	50+	blk
Tucker Day	3	123	41.0	48	0	0	1	0	0
Total	3	123	41.0	48	0	0	1	0	0
Opponents	10	385	38.5	45	0	1	2	0	0

Kickoffs	no.	yds	avg	tb	ob	retn	net	ydln
Scott Goodman	10	643	64.3	4	0			
Total	10	643	64.3	4	0	20.2	42.2	22
Opponents	3	177	59.0	0	1	29.5	39.3	25

2018 Mississippi State Football
Mississippi State Overall Individual Statistics (as of Sep 03, 2018)
All games

All Purpose	g	rush	rcv	pr	kr	ir	total	avg/g
Osirus Mitchell	1	0	114	0	0	0	114	114.0
Keytaon Thomp	1	109	0	0	0	0	109	109.0
Kylin Hill	1	50	53	0	0	0	103	103.0
Keith Mixon	1	0	21	64	0	0	85	85.0
Brian Cole	1	0	0	0	59	0	59	59.0
Aeris Williams	1	15	27	0	0	0	42	42.0
Stephen Guidry	1	0	39	0	0	0	39	39.0
Justin Johnson	1	0	34	0	0	0	34	34.0
Austin Williams	1	0	30	0	0	0	30	30.0
Nick Gibson	1	21	9	0	0	0	30	30.0
Dontavian Lee	1	29	0	0	0	0	29	29.0
Devonta Jason	1	0	25	0	0	0	25	25.0
Jalen Mayden	1	22	0	0	0	0	22	22.0
Deddrick Thoma	1	0	20	0	0	0	20	20.0
Dontea Jones	1	0	17	0	0	0	17	17.0
Farrod Green	1	0	9	0	0	0	9	9.0
Logan Burnett	1	3	0	0	0	0	3	3.0
TEAM	1	-29	0	0	0	0	-29	-29.0
Total	1	220	398	64	59	0	741	741.0
Opponents	1	77	177	0	121	0	375	375.0

2018 Mississippi State Football
Mississippi State Overall Defensive Statistics (as of Sep 03, 2018)
All games

##	Defensive Leaders	gp	Tackles				Sacks no-yds	Pass defense			Fumbles		blkd	
			ua	a	tot	tfl/yds		int-yds	brup	qbh	rcv-yds	ff	kick	saf
38	Johnathan Abram	1	5	3	8	0.5-2
9	Montez Sweat	1	2	4	6	3.5-17	2.0-14
41	Mark McLaurin	1	2	3	5	1.0-2
94	Jeffery Simmons	1	3	1	4	3.5-6
2	Jamal Peters	1	3	1	4	.	.	.	1
6	Willie Gay Jr.	1	.	3	3
40	Erroll Thompson	1	1	2	3
8A	Maurice Smitherman	1	3	.	3
11	Jaquarius Landrews	1	2	1	3	1.5-9	1.0-9
2A	Jaylon Reed	1	2	1	3
97	Lee Autry	1	1	2	3
3	Cameron Dantzler	1	2	1	3	.	.	.	3
28	Dontavian Lee	1	2	1	3
4	Gerri Green	1	1	2	3	1.5-6	1.0-6	.	.	1
91	James Jackson	1	1	1	2
1E	Nathaniel Watson	1	2	.	2
90	Grant Harris	1	.	2	2	0.5-2	.	.	.	1
5	Chauncey Rivers	1	.	2	2	1.0-2
10	Leo Lewis	1	2	.	2	1.0-1	.	.	1
43	Fletcher Adams	1	.	2	2
19	Stephen Adegoke	1	.	2	2
95	Braxton Hoyett	1	.	2	2
29	C.J. Morgan	1	1	1	2	.	.	1-0
96	Tre Brown	1	1	1	2
32	Brian Cole	1	.	2	2	1.0-1
50	Tim Washington	1	.	2	2	0.5-2
24	Chris Rayford	1	1	1	2	.	.	.	1
42	Marquiss Spencer	1	.	1	1	0.5-1
52	Kobe Jones	1	1	.	1	1.0-2
12	Shawn Preston Jr.	1	1	.	1
13	Tyler Williams	1	1
Total		1	39	44	83	17-53	4-29	1-0	7	2
Opponents		1	29	38	67	1-2	0-0	.	3	6

2018 Mississippi State Football
Mississippi State Team Game-by-Game (as of Sep 03, 2018)
All games

TEAM STATISTICS

Date	Opponent	Rushing				Receiving				Passing				Kick Returns				Punt Returns				tot off
		no.	yds	td	lg	no.	yds	td	lg	cmp-att-int	yds	td	lg	no.	yds	td	lg	no.	yds	td	lg	
Sept 1	STEPHEN F. AUSTIN	37	220	4	25	15	398	5	84	15-34-0	398	5	84	2	59	0	40	6	64	0	22	618
Opponents		41	77	0	18	15	177	0	26	15-37-1	177	0	26	6	121	0	25	0	0	0	0	254

Games: 1 • Avg/rush: 5.9 • Avg/catch: 26.5 • Pass effic: 190.98 • KR avg: 29.5 • PR avg: 10.7 • All purpose avg/game: 741.0 • Total offense avg/gm: 618.0

Date	Opponent	Tackles				Sacks no-yds	Fumble		Pass Defense			blkd kick	PAT Attempts			off		
		ua	a	total	tfl-yds		ff	fr-yds	int-yds	qbh	brup		kick	rush	rcv	saf	t/o	pts
Sept 1	STEPHEN F. AUSTIN	39	44	83	17.0-53	4.0-29	0	0-0	1-0	2	7	0	9-9	0	0	0	7	63
Opponents		39	44	83	17.0-53	4.0-29	0	0-0	1-0	2	7	0	9-9	0	0	0	7	63
Opponents		29	38	67	1.0-2	0.0-0	0	0-0	0-0	6	3	0	0-0	0	0	0	0	6

		Punting										Field Goals			Kickoffs				
Date	Opponent	no.	yds	avg	long	blkd	tb	fc	50+	i20	md-att	long	blkd	no.	yds	avg	tb	ob	
Sept 1	STEPHEN F. AUSTIN	3	123	41.0	48	0	0	0	0	1	0-1	0	0	10	643	64.3	4	0	
		3	123	41.0	48	0	0	0	0	1	0-1	0	0	10	643	64.3	4	0	
Opponents		10	385	38.5	45	0	0	1	0	2	2-2	36	0	3	177	59.0	0	1	

2018 Mississippi State Football
Mississippi State Opponent Game-by-Game (as of Sep 03, 2018)
All games

OPPONENT STATISTICS

Date	Opponent	Rushing				Receiving				Passing				Kick Returns				Punt Returns				tot off
		no.	yds	td	lg	no.	yds	td	lg	cmp-att-int	yds	td	lg	no.	yds	td	lg	no.	yds	td	lg	
Sept 1	STEPHEN F. AUSTIN	41	77	0	18	15	177	0	26	15-37-1	177	0	26	6	121	0	25	0	0	0	0	254
Mississippi State		37	220	4	25	15	398	5	84	15-34-0	398	5	84	2	59	0	40	6	64	0	22	618

Games: 1 • Avg/rush: 1.9 • Avg/catch: 11.8 • Pass eff: 75.32 • KR avg: 20.2 • All purpose avg/game: 375.0 • Total offense avg/gm: 254.0

		Tackles				Sacks	Fumble		Pass Defense			blkd	PAT Attempts			off		
Date	Opponent	ua	a	total	tfl-yds	no-yds	ff	fr-yds	int-yds	qbh	brup	kick	kick	rush	rcv	saf	t/o	pts
Sept 1	STEPHEN F. AUSTIN	29	38	67	1.0-2	0.0-0	0	0-0	0-0	6	3	0	0-0	0	0	0	0	6
		29	38	67	1.0-2	0.0-0	0	0-0	0-0	6	3	0	0-0	0	0	0	0	6
Mississippi State		39	44	83	17.0-53	4.0-29	0	0-0	1-0	2	7	0	9-9	0	0	0	7	63

		Punting									Field Goals			Kickoffs				
Date	Opponent	no.	yds	avg	long	blkd	tb	fc	50+	i20	md-att	long	blkd	no.	yds	avg	tb	ob
Sept 1	STEPHEN F. AUSTIN	10	385	38.5	45	0	0	1	0	2	2-2	36	0	3	177	59.0	0	1
		10	385	38.5	45	0	0	1	0	2	2-2	36	0	3	177	59.0	0	1
Mississippi State		3	123	41.0	48	0	0	0	0	1	0-1	0	0	10	643	64.3	4	0

2018 Mississippi State Football
Mississippi State Game Superlatives (as of Sep 03, 2018)
All games

INDIVIDUAL GAME HIGHS

Rushes	10	Keytaon Thompson vs Stephen F. Austin (Sept 1, 2018)
Yards Rushing	109	Keytaon Thompson vs Stephen F. Austin (Sept 1, 2018)
TD Rushes	2	Keytaon Thompson vs Stephen F. Austin (Sept 1, 2018)
Long Rush	25	Keytaon Thompson vs Stephen F. Austin (Sept 1, 2018)
Pass attempts	31	Keytaon Thompson vs Stephen F. Austin (Sept 1, 2018)
Pass completions	13	Keytaon Thompson vs Stephen F. Austin (Sept 1, 2018)
Yards Passing	364	Keytaon Thompson vs Stephen F. Austin (Sept 1, 2018)
TD Passes	5	Keytaon Thompson vs Stephen F. Austin (Sept 1, 2018)
Long Pass	84	Keytaon Thompson vs Stephen F. Austin (Sept 1, 2018)
Receptions	2	Osirus Mitchell vs Stephen F. Austin (Sept 1, 2018)
	2	Austin Williams vs Stephen F. Austin (Sept 1, 2018)
	2	Keith Mixon vs Stephen F. Austin (Sept 1, 2018)
Yards Receiving	114	Osirus Mitchell vs Stephen F. Austin (Sept 1, 2018)
TD Receptions	2	Osirus Mitchell vs Stephen F. Austin (Sept 1, 2018)
Long Reception	84	Osirus Mitchell vs Stephen F. Austin (Sept 1, 2018)
Punts	3	Tucker Day vs Stephen F. Austin (Sept 1, 2018)
Punting Avg	41.0	Tucker Day vs Stephen F. Austin (Sept 1, 2018)
Long Punt	48	Tucker Day vs Stephen F. Austin (Sept 1, 2018)
Punts inside 20	1	Tucker Day vs Stephen F. Austin (Sept 1, 2018)
Long Punt Return	22	Keith Mixon vs Stephen F. Austin (Sept 1, 2018)
Long Kickoff Return	40	Brian Cole vs Stephen F. Austin (Sept 1, 2018)
Tackles	8	Johnathan Abram vs Stephen F. Austin (Sept 1, 2018)
Sacks	2.0	Montez Sweat vs Stephen F. Austin (Sept 1, 2018)
Tackles For Loss	3.5	Montez Sweat vs Stephen F. Austin (Sept 1, 2018)
	3.5	Jeffery Simmons vs Stephen F. Austin (Sept 1, 2018)
Interceptions	1	C.J. Morgan vs Stephen F. Austin (Sept 1, 2018)

2018 Mississippi State Football
Mississippi State Game Superlatives (as of Sep 03, 2018)
All games

TEAM GAME HIGHS

Rushes	37	vs Stephen F. Austin (Sept 1, 2018)
Yards Rushing	220	vs Stephen F. Austin (Sept 1, 2018)
Yards Per Rush	5.9	vs Stephen F. Austin (Sept 1, 2018)
TD Rushes	4	vs Stephen F. Austin (Sept 1, 2018)
Pass attempts	34	vs Stephen F. Austin (Sept 1, 2018)
Pass completions	15	vs Stephen F. Austin (Sept 1, 2018)
Yards Passing	398	vs Stephen F. Austin (Sept 1, 2018)
Yards Per Pass	11.7	vs Stephen F. Austin (Sept 1, 2018)
TD Passes	5	vs Stephen F. Austin (Sept 1, 2018)
Total Plays	71	vs Stephen F. Austin (Sept 1, 2018)
Total Offense	618	vs Stephen F. Austin (Sept 1, 2018)
Yards Per Play	8.7	vs Stephen F. Austin (Sept 1, 2018)
Points	63	vs Stephen F. Austin (Sept 1, 2018)
Sacks By	4	vs Stephen F. Austin (Sept 1, 2018)
First Downs	25	vs Stephen F. Austin (Sept 1, 2018)
Penalties	7	vs Stephen F. Austin (Sept 1, 2018)
Penalty Yards	80	vs Stephen F. Austin (Sept 1, 2018)
Interceptions By	1	vs Stephen F. Austin (Sept 1, 2018)
Punts	3	vs Stephen F. Austin (Sept 1, 2018)
Punting Avg	41.0	vs Stephen F. Austin (Sept 1, 2018)
Long Punt	48	vs Stephen F. Austin (Sept 1, 2018)
Punts inside 20	1	vs Stephen F. Austin (Sept 1, 2018)
Long Punt Return	22	vs Stephen F. Austin (Sept 1, 2018)

2018 Mississippi State Football
Mississippi State Game Superlatives (as of Sep 03, 2018)
All games

OPPONENT INDIVIDUAL GAME HIGHS

Rushes	10	Domin Williams, vs Stephen F. Austin (Sept 1, 2018)
Yards Rushing	31	Jamall Shaw, vs Stephen F. Austin (Sept 1, 2018)
Long Rush	18	Jae'Lo Oglesby, vs Stephen F. Austin (Sept 1, 2018)
Pass attempts	27	Foster Sawyer, vs Stephen F. Austin (Sept 1, 2018)
Pass completions	10	Foster Sawyer, vs Stephen F. Austin (Sept 1, 2018)
Yards Passing	147	Foster Sawyer, vs Stephen F. Austin (Sept 1, 2018)
Long Pass	26	Foster Sawyer, vs Stephen F. Austin (Sept 1, 2018)
Receptions	5	Tamrick Pace, vs Stephen F. Austin (Sept 1, 2018)
Yards Receiving	73	Tamrick Pace, vs Stephen F. Austin (Sept 1, 2018)
Long Reception	26	Allen Arclies, vs Stephen F. Austin (Sept 1, 2018)
Field Goals	2	Storm Ruiz, vs Stephen F. Austin (Sept 1, 2018)
Long Field Goal	36	Storm Ruiz, vs Stephen F. Austin (Sept 1, 2018)
Punts	9	Caleb Lewallen, vs Stephen F. Austin (Sept 1, 2018)
Punting Avg	39.2	Caleb Lewallen, vs Stephen F. Austin (Sept 1, 2018)
Long Punt	45	Caleb Lewallen, vs Stephen F. Austin (Sept 1, 2018)
Punts inside 20	2	Caleb Lewallen, vs Stephen F. Austin (Sept 1, 2018)
Long Kickoff Return	25	Jae'Lo Oglesby, vs Stephen F. Austin (Sept 1, 2018)
Tackles	7	Lawren Ghansah, vs Stephen F. Austin (Sept 1, 2018)
	7	Trenton Gordon, vs Stephen F. Austin (Sept 1, 2018)
	7	Bert Morris, vs Stephen F. Austin (Sept 1, 2018)
Tackles For Loss	1.0	Teddy Britton, vs Stephen F. Austin (Sept 1, 2018)

2018 Mississippi State Football
Mississippi State Game Superlatives (as of Sep 03, 2018)
All games

OPPONENT TEAM GAME HIGHS

Rushes	41	vs Stephen F. Austin (Sept 1, 2018)
Yards Rushing	77	vs Stephen F. Austin (Sept 1, 2018)
Yards Per Rush	1.9	vs Stephen F. Austin (Sept 1, 2018)
Pass attempts	37	vs Stephen F. Austin (Sept 1, 2018)
Pass completions	15	vs Stephen F. Austin (Sept 1, 2018)
Yards Passing	177	vs Stephen F. Austin (Sept 1, 2018)
Yards Per Pass	4.8	vs Stephen F. Austin (Sept 1, 2018)
Total Plays	78	vs Stephen F. Austin (Sept 1, 2018)
Total Offense	254	vs Stephen F. Austin (Sept 1, 2018)
Yards Per Play	3.3	vs Stephen F. Austin (Sept 1, 2018)
Points	6	vs Stephen F. Austin (Sept 1, 2018)
First Downs	16	vs Stephen F. Austin (Sept 1, 2018)
Penalties	9	vs Stephen F. Austin (Sept 1, 2018)
Penalty Yards	56	vs Stephen F. Austin (Sept 1, 2018)
Turnovers	1	vs Stephen F. Austin (Sept 1, 2018)
Punts	10	vs Stephen F. Austin (Sept 1, 2018)
Punting Avg	38.5	vs Stephen F. Austin (Sept 1, 2018)
Long Punt	45	vs Stephen F. Austin (Sept 1, 2018)
Punts inside 20	2	vs Stephen F. Austin (Sept 1, 2018)



JOHNATHAN ABRAM

38

Safety • 6-0 • 215 • IL • Senior
Columbia, Miss. (Jones County JC)

ABRAM'S QUICK HITS

- Opened senior campaign with a team-leading eight tackles vs. Stephen F. Austin (9/1)
- Made at least five tackles in 10 of his 14 appearances as a Bulldog
- Second on the team in total tackles in 2017 (71)
- Came to MSU as the No. 1 junior college safety prior to beginning career at Georgia

ABRAM'S CAREER STATS

YEAR	G/GS	TT	UA	A	TFL-YDS	SCK-YDS	FF/FR	PBU	INT-YDS
2017	13/7	71	43	28	5.0-25	2.0-18	2/0	5	0-0
2018	1/1	8	5	3	0.5-2	0.0-0	0/0	0	0-0
TOTAL	14/8	79	48	31	5.5-27	2.0-18	2/0	5	0-0

ABRAM'S 2018 GAME-BY-GAME STATS

OPPONENT	TT	UA	A	TFL-YDS	SCK-YDS	FF/FR	PBU	INT-YDS
Stephen F. Austin*	8	5	3	0.5-2	0.0-0	0/0	0	0-0
TOTAL	79	48	31	5.5-27	2.0-18	2/0	5	0-0



LEE AUTRY

97

Defensive Tackle • 6-2 • 310 • 2L • Junior
Albemarle, N.C. (Itawamba [MS] CC)

AUTRY'S QUICK HITS

- Made MSU debut versus Stephen F. Austin (9/1) and recorded three tackles
- Redshirted in 2017 after spending two seasons at Itawamba Community College
- Rated No. 2 JUCO defensive tackle by ESPN
- Brother is current Indianapolis Colt and former MSU defensive lineman Denico Autry (2012-13)

AUTRY'S CAREER STATS

YEAR	G/GS	TT	UA	A	TFL-YDS	SCK-YDS	FF/FR	PBU	INT-YDS
2018	1/0	3	1	2	0.0-0	0.0-0	0/0	0	0-0
TOTAL	1/0	3	1	2	0.0-0	0.0-0	0/0	0	0-0

AUTRY'S 2018 GAME-BY-GAME STATS

OPPONENT	TT	UA	A	TFL-YDS	SCK-YDS	FF/FR	PBU	INT-YDS
Stephen F. Austin	3	1	2	0.0-0	0.0-0	0/0	0	0-0
TOTAL	3	1	2	0.0-0	0.0-0	0/0	0	0-0



FLETCHER ADAMS

43

Defensive End • 6-2 • 265 • 2L • Junior
Brandon, Miss. (Brandon)

ADAMS' QUICK HITS

- Played 25 career games with six starts
- Made a tackle in 23 of his 25 total appearances as a Bulldog
- Has two brothers, Tyler, who played basketball at Georgetown, and Nelson, a former teammate at Mississippi State

ADAMS' CAREER STATS

YEAR	G/GS	TT	UA	A	TFL-YDS	SCK-YDS	FF/FR	PBU	INT-YDS
2016	11/0	16	12	4	0.5-2	0.0-0	0/0	0	0-0
2017	13/6	26	9	17	3.5-15	0.5-2	1/0	1	0-0
2018	1/0	2	0	2	0.0-0	0.0-0	0/0	0	0-0
TOTAL	25/6	44	13	31	4.0-17	0.5-2	1/0	1	0-0

ADAMS' 2018 GAME-BY-GAME STATS

OPPONENT	TT	UA	A	TFL-YDS	SCK-YDS	FF/FR	PBU	INT-YDS
Stephen F. Austin	2	0	2	0.0-0	0.0-0	0/0	0	0-0
TOTAL	2	0	2	0.0-0	0.0-0	0/0	0	0-0



TRE BROWN

96

Defensive Tackle • 6-4 • 315 • IL • Senior
Ackerman, Miss. (Copiah-Lincoln [MS] CC)

BROWN'S QUICK HITS

- Recorded at least one tackle in 10 of 14 games as a Bulldog
- Came to MSU as one of the nation's top junior college defensive lineman after playing two seasons at Copiah-Lincoln

BROWN'S CAREER STATS

YEAR	G/GS	TT	UA	A	TFL-YDS	SCK-YDS	FF/FR	PBU	INT-YDS
2017	13/0	16	7	9	2.5-6	0.0-0	1/1	0	0-0
2018	1/0	2	1	1	0.0-0	0.0-0	0/0	0	0-0
TOTAL	14/0	18	8	10	2.5-6	0.0-0	1/1	0	0-0

BROWN'S 2018 GAME-BY-GAME STATS

OPPONENT	TT	UA	A	TFL-YDS	SCK-YDS	FF/FR	PBU	INT-YDS
Stephen F. Austin	2	1	1	0.0-0	0.0-0	0/0	0	0-0
TOTAL	2	1	1	0.0-0	0.0-0	0/0	0	0-0



JACE CHRISTMANN

47

Kicker • 6-0 • 200 • 1L • Sophomore
Houston, Texas (Memorial)

CHRISTMANN'S QUICK HITS

- Walk-on who turned in an impressive debut performance en route to 2017 Freshman All-American (FWAA) and SEC All-Freshman Team honors
- Serves as MSU's primary place kicker
- Named to 2018 Lou Groza Award Watch List
- Connected on 12 of 154 field goal attempts with a career long of 45 yards
- Perfect 48 of 48 on PATs in his career

CHRISTMANN'S FIELD GOAL BREAKDOWN

YEAR	1-19	20-29	30-39	40-49	50+	LG	BLK
2017	0-0	6-6	3-3	3-5	0-0	45	0
2018	0-0	0-0	0-0	0-1	0-0	0	0
TOTAL	0-0	6-6	3-3	3-6	0-0	45	0

CHRISTMANN'S 2018 FIELD GOAL SEQUENCE

OPPONENT	MADE	MISSED
VS. STEPHEN F. AUSTIN	N/A	40



JAMAL COUCH

6

Wide Receiver • 6-4 • 225 • 2L • Junior
Phenix, Ala. (Central)

COUCH'S QUICK HITS

- Averaged 19.1 yards per catch and found the end zone twice in 2017
- 14 of his 18 career catches have resulted in a first down
- Made jersey switch from No. 17 to No. 6 in the spring of 2018

COUCH'S CAREER STATS

YEAR	G/GS	NO.	YDS	AVG.	TD	LP/OPPONENT
2016	11/0	8	113	14.1	0	26/AUBURN
2017	13/1	10	191	19.1	2	32/BYU
2018	0/0	0	0	0.0	0	---
TOTAL	24/1	18	304	16.9	2	32/BYU

COUCH'S 2018 GAME-BY-GAME STATS

OPPONENT	NO.	YDS	AVG.	TD
Stephen F. Austin	---	DNP---		
TOTAL	0	0	0.0	0



BRIAN COLE

32

Safety • 6-2 • 210 • RS • Junior
Saginaw, Mich. (East Mississippi CC)

COLE'S QUICK HITS

- Made MSU debut with a start in the season opener versus Stephen F. Austin (9/1)
- Recorded two tackles, including a tackle for loss, against the Lumberjacks and also saw special teams action with two kick returns for 59 yards
- Redshirted in 2017 after seasons at EMCC and Michigan

COLE'S CAREER STATS


YEAR	G/GS	TT	UA	A	TFL-YDS	SCK-YDS	FF/FR	PBU	INT-YDS
2018	1/1	2	0	2	1.0-1	0.0-0	0/0	0	0-0
TOTAL	1/1	2	0	2	1.0-1	0.0-0	0/0	0	0-0

COLE'S KICK RETURN STATS

YEAR	G/GS	NO.	YDS	AVG	LG	TD
2018	1/1	2	59	29.5	40	0
TOTAL	1/1	2	59	29.5	40	0

COLE'S 2018 GAME-BY-GAME STATS

OPPONENT	TT	UA	A	TFL-YDS	SCK-YDS	FF/FR	PBU	INT-YDS
Stephen F. Austin*	2	0	2	1.0-1	0.0-0	0/0	0	0-0
TOTAL	2	0	2	1.0-1	0.0-0	0/0	0	0-0



CAMERON DANTZLER

3

Cornerback • 6-2 • 175 • 1L • Sophomore
Hammond, La. (St. Thomas Aquinas)

DANTZLER'S QUICK HITS


- Appeared in 13 contests as a redshirt freshman in 2017 and earned a starting role over the course of spring and fall camps
- Made first collegiate start in MSU's season opener versus Stephen F. Austin (9/1), recording three tackles. He was targeted seven times and only allowed one catch for five yards while recording a career-best three pass break-ups.

DANTZLER'S CAREER STATS

YEAR	G/GS	TT	UA	A	TFL-YDS	SCK-YDS	FF/FR	PBU	INT-YDS
2017	13/0	25	15	10	2.0-9	0.0-0	0/0	3	1-15
2018	1/1	3	2	1	0.0-0	0.0-0	0/0	3	0-0
TOTAL	14/0	28	17	11	2.0-9	0.0-0	0/0	6	1-15

DANTZLER'S 2018 GAME-BY-GAME STATS

OPPONENT	TT	UA	A	TFL-YDS	SCK-YDS	FF/FR	PBU	INT-YDS
Stephen F. Austin*	3	2	1	0.0-0	0.0-0	0/0	3	0-0
TOTAL	3	2	1	0.0-0	0.0-0	0/0	3	0-0



TUCKER DAY

42

Punter/Kicker • 6-0 • 205 • IL • Sophomore
Brentwood, Tenn. (Brentwood)

DAY'S QUICK HITS

- Versatile specialist that will serve as MSU's primary punter in 2018
- No. 1 punter out of high school according to Chris Sailer Kicking
- Attempted the first punts of his career in MSU's season opener versus Stephen F. Austin (9/1)
- Punted three times against the Lumberjacks for 123 total yards and booted a long of 48 yards (41.0 AVG.)

DAY'S CAREER PUNTING STATS

YEAR	G	NO.	YARDS	LG	AVG	120	50+
2018	1	3	123	48	41.0	1	0
TOTAL	1	3	123	48	41.0	1	0



NICK FITZGERALD

7

Quarterback • 6-5 • 230 • 3L • Senior
Richmond Hill, Ga. (Richmond Hill)



FITZGERALD'S QUICK HITS

- Preseason Third-Team All-SEC (Media) Selection
- Named to Maxwell Award, Davey O'Brien Award, Manning Award and Johnny Unitas Golden Arm Award watch lists
- Voted a 2018 team captain after spring game
- One of only four SEC quarterbacks to throw for over 4,400 yards and rush for over 2,400 yards in a career
- Returns to the field after suffering a broken right ankle on Nov. 23, 2017 in the Egg Bowl
- Earned his degree in finance in December 2017

FITZGERALD'S CAREER PASSING STATS

YEAR	G/GS	CMP	ATT	TD	PCT	YDS	INT
2015	8/0	11	14	3	.786	235	0
2016	13/13	196	361	21	.543	2423	10
2017	12/12	159	286	15	.556	1782	11
2018	0/0	0	0	0	.000	0	0
TOTALS	33/25	366	661	39	.554	4440	21

FITZGERALD'S CAREER RUSHING STATS

YEAR	G/GS	NO.	YDS	AVG.	TD
2015	8/0	23	127	5.5	3
2016	13/13	195	1375	7.1	16
2017	12/12	162	984	6.1	14
2018	0/0	0	0	0/0	0
TOTALS	33/25	380	2486	6.5	33

FITZGERALD'S CAREER TOTAL OFFENSE

YEAR	G/GS	RUSH	PASS	TOTAL	AVG./G
2015	8/0	127	235	362	45.4
2016	13/13	1375	2423	3798	292.2
2017	12/12	984	1782	2766	230.5
2018	0/0	0	0	0	0.0
TOTALS	33/25	2486	4440	6926	203.7

FITZGERALD'S 2018 GAME-BY-GAME STATS

OPPONENT	CMP	ATT	INT	PCT	YDS	TD	RSH	YDS	TD
Stephen F. Austin				---	DNP---				
TOTALS	159	286	11	.556	1782	15	162	984	14



MALIK DEAR

9

Wide Receiver • 5-9 • 225 • 2L • Junior
Jackson, Miss. (Murrah)

DEAR'S QUICK HITS

- Nickname is "Weeble"
- Veteran wide receiver that was a starter in 2016
- Looking to make his return to the field after missing last season after suffering an ACL injury during spring practices in March of 2017
- Played in 23 career games and accounted for six touchdowns

DEAR'S CAREER RECEIVING STATS

YEAR	G/GS	NO.	YDS	AVG.	TD	LP/OPPONENT
2015	11/0	22	217	9.9	2	27/LA TECH
2016	12/9	23	264	11.5	2	33/SAMFORD
2018	0/0	0	0	0.0	0	---
TOTAL	23/9	45	481	10.7	4	33/SAMFORD

DEAR'S CAREER RUSHING STATS

YEAR	G/GS	NO.	YDS	AVG.	TD	LP/OPPONENT
2015	11/0	11	110	10.0	1	52/TEXAS A&M
2016	12/9	17	124	7.3	1	45/KENTUCKY
2018	0/0	0	0	0.0	0	---
TOTAL	23/9	28	234	8.4	2	52/TEXAS A&M

DEAR'S 2018 GAME-BY-GAME STATS

OPPONENT	NO.	YDS	AVG.	TD
Stephen F. Austin		---	DNP---	
TOTAL	0	0	0.0	0



WILLIE GAY JR.

6

Linebacker • 6-2 • 235 • IL • Sophomore
Starkville, Miss. (Starkville)

GAY'S QUICK HITS

- A Starkville native that appeared in all 13 games last season
- Made at least one tackle in seven straight contests

GAY'S CAREER STATS

YEAR	G/GS	TT	UA	A	TFL-YDS	SCK-YDS	FF/FR	PBU	INT-YDS
2017	13/0	23	8	15	2.0-7	1.0-4	1/0	2	0-0
2018	1/0	3	0	3	0.0-0	0.0-0	0/0	0	0-0
TOTAL	14/0	26	8	18	2.0-7	1.0-4	1/0	2	0-0

GAY'S 2018 GAME-BY-GAME STATS

OPPONENT	TT	UA	A	TFL-YDS	SCK-YDS	FF/FR	PBU	INT-YDS
Stephen F. Austin	3	0	3	0.0-0	0.0-0	0/0	0	0-0
TOTAL	3	0	3	0.0-0	0.0-0	0/0	0	0-0



NICK GIBSON

21

Running Back • 5-11 • 215 • 2L • Junior
Birmingham, Ala. (Pinson Valley)

GIBSON'S QUICK HITS

- Appeared in all 13 games last season and made his first collegiate start at Arkansas
- Two-time member of the SEC Academic Honor Roll

GIBSON'S CAREER RUSHING STATS

YEAR	G/GS	NO.	YDS	AVG.	TD	LP/OPPONENT
2016	3/0	9	57	6.3	0	14/SAMFORD
2017	13/1	45	239	5.3	1	39/GEORGIA
2018	1/0	2	21	10.5	0	20/SFA
TOTALS	17/1	56	317	5.7	1	39/GEORGIA

GIBSON'S CAREER RECEIVING STATS

YEAR	G/GS	NO.	YDS	AVG.	TD	LP/OPPONENT
2016	3/0	0	0	0.0	0	---
2017	13/1	3	25	8.3	0	12/TEXAS A&M
2018	1/0	1	9	9.0	0	9/SFA
TOTAL	17/1	4	34	8.5	0	12/TEXAS A&M

GIBSON'S 2018 RUSHING GAME-BY-GAME STATS

OPPONENT	NO.	YDS	AVG.	TD
Stephen F. Austin	2	21	10.5	0
TOTAL	2	21	10.5	0

GIBSON'S 2018 RECEIVING GAME-BY-GAME STATS

OPPONENT	NO.	YDS	AVG.	TD
Stephen F. Austin	1	9	9.0	0
TOTAL	1	9	9.0	0



SCOTT GOODMAN

48

Kicker • 5-10 • 200 • HS • Freshman
Brandon, Miss. (Brandon)

GOODMAN'S QUICK HITS

- Preferred walk-on who turned down several scholarship offers to attend MSU
- Will serve as MSU's primary specialist on kickoffs
- Made MSU's debut in the season opener versus Stephen F. Austin (9/1), totaling 643 yards on 10 attempts with four touchbacks

GOODMAN'S CAREER KICKOFF STATS

YEAR	G	NO.	YARDS	AVG	TB
2018	1	10	643	64.3	4
TOTAL	1	10	643	64.3	4



FARROD GREEN

82

Tight End • 6-4 • 240 • 2L • Junior
Wesson, Miss. (Wesson Attendance Center)

GREEN'S QUICK HITS

- Been a key blocker during MSU's high-powered rushing attack
- Started 21 of 26 games played over career
- Averaged 19.3 yards per catch in 2017

GREEN'S CAREER STATS

YEAR	G/GS	NO.	YDS	AVG.	TD	LP/OPPONENT
2016	12/8	11	121	11.0	1	18/ALABAMA
2017	13/13	9	174	19.3	0	62/CSU
2018	1/0	1	9	9.0	0	9/SFA
TOTAL	26/21	21	304	14.5	1	62/CSU

GREEN'S 2018 GAME-BY-GAME STATS

OPPONENT	NO.	YDS	AVG.	TD
Stephen F. Austin	1	9	9.0	0
TOTAL	1	9	9.0	0



GERRI GREEN

4

Defensive End • 6-4 • 255 • 3L • Senior
Greenville, Miss. (Greenville)

GREEN'S QUICK HITS

- Nickname is "G4"
- Selected by his teammates as the 2018 defensive captain following the spring game
- Elected to the SEC Football Student-Athlete Leadership Council in back-to-back years in 2017 and 2018
- MSU's leader in community service and a candidate for the 2018 Wuerffel Trophy
- Recorded 133 total tackles over his career and has started 15 of 40 games
- Forced six turnovers in his career: three forced fumbles and three interceptions

GREEN'S CAREER STATS

YEAR	G/GS	TT	UA	A	TFL-YDS	SCK-YDS	FF/FR	PBU	INT-YDS
2015	13/1	49	20	29	2.5-9	0-0.0	0/0	1	2-0
2016	13/0	43	18	25	0.5-2	0-0.0	0/1	1	0-0
2017	13/13	38	13	25	11.0-35	5.0-22	3/1	3	1-84
2018	1/1	3	1	2	1.5-6	1.0-6	0/0	0	0-0
TOTAL	40/15	133	52	81	15.5-52	6.0-28	3/2	5	3-84

GREEN'S 2018 GAME-BY-GAME STATS

OPPONENT	TT	UA	A	TFL-YDS	SCK-YDS	FF/FR	PBU	INT-YDS
Stephen F. Austin*	3	1	2	1.5-6	1.0-6	0/0	0	0-0
TOTAL	3	1	2	1.5-6	1.0-6	0/0	0	0-0



STEPHEN GUIDRY

1

Wide Receiver • 6-4 • 190 • JC • Junior
New Roads, La. (Hinds CC)

GUIDRY'S QUICK HITS

- Made his MSU's debut as a starter in the season opener versus Stephen F. Austin (9/1), collecting one reception for 39 yards
- Enrolled in January but was limited in the spring due to shoulder injury
- No. 1 JUCO wide receiver in American and is a consensus four-star prospect

GUIDRY'S CAREER STATS

YEAR	G/GS	NO.	YDS	AVG.	TD	LP/OPPONENT
2018	1/1	1	39	39.0	0	39/SFA
TOTAL	1/1	1	39	39.0	0	39/SFA

GUIDRY'S 2018 GAME-BY-GAME STATS

OPPONENT	NO.	YDS	AVG.	TD
Stephen F. Austin*	1	39	39.0	0
TOTAL	1	39	39.0	0



KYLIN HILL

8

Running Back • 5-11 • 215 • 1L • Sophomore
Columbus, Miss. (Columbus)

HILL'S QUICK HITS

- Picked up first start of his career in season opener versus Stephen F. Austin (9/1), catching a 53-yard touchdown pass on MSU's first play of the game. The catch was the longest reception of his career and his first receiving score. Added 50 yards on the ground with a touchdown.
- Rushed for 10 or more yards on 15 of his career carries
- Tallied 23 first-down rushes as a Bulldog

HILL'S CAREER RUSHING STATS

YEAR	G/GS	NO.	YDS	AVG.	TD	LP/OPPONENT
2017	13/0	78	410	5.0	2	30/OLE MISS
2018	1/1	9	50	5.6	1	16/SFA
TOTALS	14/1	87	443	5.1	3	30/OLE MISS

HILL'S CAREER RECEIVING STATS

YEAR	G/GS	NO.	YDS	AVG.	TD	LP/OPPONENT
2017	13/0	4	38	9.5	0	17/ARKANSAS
2018	1/1	1	53	53.0	1	53/SFA
TOTAL	14/1	5	91	18.2	1	53/SFA

HILL'S 2018 RUSHING GAME-BY-GAME STATS

OPPONENT	NO.	YDS	AVG.	TD
Stephen F. Austin*	9	50	5.6	1
TOTAL	9	50	5.6	1

HILL'S 2018 RECEIVING GAME-BY-GAME STATS

OPPONENT	NO.	YDS	AVG.	TD
Stephen F. Austin	1	53	53.0	1
TOTAL	1	53	53.0	1



GRANT HARRIS

90

Defensive Tackle • 6-3 • 290 • 1L • Senior
Bolton, Miss. (Clinton)

HARRIS' QUICK HITS

- Veteran defensive tackle that has played in 25 career games
- Tied career high with two tackles in season opener versus Stephen F. Austin (9/1)
- His father, Reggie, was a two-year starter for Hinds Community College was inducted into Hinds' Sports Hall of Fame in 2003

HARRIS' CAREER STATS

YEAR	G/GS	TT	UA	A	TFL-YDS	SCK-YDS	FF/FR	PBU	INT-YDS
2015	5/0	3	0	3	0.0-0	0.0-0	0/0	0	0-0
2016	6/0	3	0	3	0.0-0	0.0-0	0/0	0	0-0
2017	13/0	14	5	9	1.0-10	1.0-10	0/0	0	0-0
2018	1/0	2	0	2	0.5-2	0.0-0	0/0	0	0-0
TOTAL	25/0	22	8	14	1.5-12	1.0-10	0/0	0	0-0

HARRIS' 2018 GAME-BY-GAME STATS

OPPONENT	TT	UA	A	TFL-YDS	SCK-YDS	FF/FR	PBU	INT-YDS
Stephen F. Austin	2	0	2	0.5-2	0.0-0	0/0	0	0-0
TOTAL	2	0	2	0.5-2	0.0-0	0/0	0	0-0



BRAXTON HOYETT

95

Defensive Tackle • 6-3 • 310 • 2L • Senior
Pelham, Ala. (Pelham)

HOYETT'S QUICK HITS

- A fifth-year senior that has made 11 consecutive starts dating back to the 2017 season
- Plays in honor of his father who passed away at the age of 38 from cirrhosis of the liver in the summer of 2017

HOYETT'S CAREER STATS

YEAR	G/GS	TT	UA	A	TFL-YDS	SCK-YDS	FF/FR	PBU	INT-YDS
2015	7/0	4	0	4	0.5-2	0.0-0	0/0	0	0-0
2016	13/0	15	6	9	2.0-4	0.0-0	0/1	0	0-0
2017	12/11	21	5	16	2.5-3	0.5-1	0/0	0	1-2
2018	1/1	2	0	2	0.0-0	0.0-0	0/0	0	0-0
TOTAL	33/12	42	11	31	5.0-9	0.5-1	0/1	0	1-2

HOYETT'S 2018 GAME-BY-GAME STATS

OPPONENT	TT	UA	A	TFL-YDS	SCK-YDS	FF/FR	PBU	INT-YDS
Stephen F. Austin*	2	0	2	0.0-0	0.0-0	0/0	0	0-0
TOTAL	2	0	2	0.0-0	0.0-0	0/0	0	0-0



JAMES JACKSON

91

Defensive Tackle • 6-3 • 330 • RS • Freshman
Pascagoula, Miss. (Pascagoula)

JACKSON'S QUICK HITS

- Made his collegiate debut in the season opener versus Stephen F. Austin (9/1) and collected two tackles
- Redshirted in 2017

JACKSON'S CAREER STATS

YEAR	G/GS	TT	UA	A	TFL-YDS	SCK-YDS	FF/FR	PBU	INT-YDS
2018	1/0	2	1	1	0.0-0	0.0-0	0/0	0	0-0
TOTAL	1.0	2	1	1	0.0-0	0.0-0	0/0	0	0-0

JACKSON'S 2018 GAME-BY-GAME STATS

OPPONENT	TT	UA	A	TFL-YDS	SCK-YDS	FF/FR	PBU	INT-YDS
Stephen F. Austin	2	1	1	0.0-0	0.0-0	0/0	0	0-0
TOTAL	2	1	1	0.0-0	0.0-0	0/0	0	0-0



DEVONTA JASON

3

Wide Receiver • 6-3 • 220 • HS • Freshman
New Orleans, La. (Landry-Walker)

JASON'S QUICK HITS

- Nickname is "Whop." The Nickname was given to him by his grandmother who called him a "whopper" of a baby when he was born
- Made collegiate debut in MSU's season opener against Stephen F. Austin (9/1) and reeled in a 25-yard reception
- Early enrollee that made an immediate impact during spring ball
- Elite four-star wide receiver and ranked among the top five in the nation at his position by Rivals
- One of Landry-Walker's top targets during its 2016 Allstate Sugar Bowl/LHSAA Class 5A State Championship run also led by current MSU quarterback Keytaon Thompson

JASON'S CAREER STATS

YEAR	G/GS	NO.	YDS	AVG.	TD	LP/OPPONENT
2018	1/0	1	25	25.0	0	25/SFA
TOTAL	1/0	1	25	25.0	0	25/SFA

JASON'S 2018 GAME-BY-GAME STATS

OPPONENT	NO.	YDS	AVG.	TD
Stephen F. Austin	1	25	25.0	0
TOTAL	1	25	25.0	0



JESSE JACKSON

86

Wide Receiver • 6-2 • 215 • 3L • Senior
Petal, Miss. (Petal)

JACKSON'S QUICK HITS

- Two-time member of the SEC Academic Honor Roll
- MSU's leading receiver last season with 276 yards off 28 receptions
- Mother, Angela, played basketball at Southern Miss (1997-2000) and spent time with the WNBA's Cleveland Rockers and Portland Fire

JACKSON'S CAREER STATS

YEAR	G/GS	NO.	YDS	AVG.	TD	LP/OPPONENT
2015	12/0	0	0	0.0	0	---
2016	13/1	1	7	7.0	0	7/KENTUCKY
2017	13/8	27	276	10.2	0	32/OLE MISS
2018	1/0	0	0	0.0	0	---
TOTAL	39/9	28	283	10.1	0	32/OLE MISS

JACKSON'S 2018 GAME-BY-GAME STATS

OPPONENT	NO.	YDS	AVG.	TD
Stephen F. Austin	0	0	0.0	0
TOTAL	0	0	0.0	0



JUSTIN JOHNSON

81

Tight End • 6-3 • 245 • 3L • Senior
Birmingham, Ala. (Hoover)

JOHNSON'S QUICK HITS

- Played in 32 career games and has made three starts at tight end
- Lone catch versus Stephen F. Austin (9/1) was a career long reception of 34 yards
- Has a catch in five of MSU's last seven games, which dates back to the 2017 season

JOHNSON'S CAREER STATS

YEAR	G/GS	NO.	YDS	AVG.	TD	LP/OPPONENT
2015	7/0	5	41	8.2	1	12/USM
2016	13/2	5	34	6.8	0	18/USA
2017	13/0	8	44	5.5	1	12/UMASS
2018	1/1	1	34	34.0	0	34/SFA
TOTAL	32/3	19	153	8.1	2	34/SFA

JOHNSON'S 2018 GAME-BY-GAME STATS

OPPONENT	NO.	YDS	AVG.	TD
Stephen F. Austin*	1	34	34.0	0
TOTAL	1	34	34.0	0



DONTEA JONES

84

Tight End • 6-4 • 250 • 1L • Sophomore
McCool, Miss. (Jireh [NC] Prep)

JONES' QUICK HITS

- Collected his first career reception during MSU's season opener versus Stephen F. Austin (9/1), snagging a 17-yard one-handed touchdown.

JONES' CAREER STATS

YEAR	G/GS	NO.	YDS	AVG.	TD	LP/OPPONENT
2017	4/0	0	0	0.0	0	---
2018	1/0	1	17	17.0	1	17/SFA
TOTAL	5/0	1	17	17.0	1	17/SFA

JONES' 2018 GAME-BY-GAME STATS

OPPONENT	NO.	YDS	AVG.	TD
Stephen F. Austin	1	17	17.0	1
TOTAL	1	17	17.0	1



JACUARIUS LANDREUS

11

Safety • 6-0 • 190 • 1L • Sophomore
Columbus, Miss. (Columbus)

LANDREUS' QUICK HITS

- Made his MSU debut against Stephen F. Austin (9/1) and recorded three tackles, including 1.5 tackles for loss and a sack
- Redshirted in 2017 after transferring from Copiah-Lincoln

LANDREUS' CAREER STATS

YEAR	G/GS	TT	UA	A	TFL-YDS	SCK-YDS	FF/FR	PBU	INT-YDS
2018	1/0	3	2	1	1.5-9	1.0-9	0/0	0	0-0
TOTAL	1/0	3	2	1	1.5-9	1.0-9	0/0	0	0-0

LANDREUS' 2018 GAME-BY-GAME STATS

OPPONENT	TT	UA	A	TFL-YDS	SCK-YDS	FF/FR	PBU	INT-YDS
Stephen F. Austin	3	2	1	1.5-9	1.0-9	0/0	0	0-0
TOTAL	3	2	1	1.5-9	1.0-9	0/0	0	0-0



KOBE JONES

52

Defensive End • 6-4 • 270 • 1L • Sophomore
Starkville, Miss. (Starkville)

JONES' QUICK HITS

- Local product who was high school teammates with Willie Gay
- A two-time SEC Academic Honor Roll member

JONES' CAREER STATS

YEAR	G/GS	TT	UA	A	TFL-YDS	SCK-YDS	FF/FR	PBU	INT-YDS
2017	13/0	18	8	10	4.5-15	1.0-0	1/0	0	0-0
2018	1/0	1	1	0	1.0-2	0.0-0	0/0	0	0-0
TOTAL	14/0	19	9	10	5.5-17	1.0-0	1/0	0	0-0

JONES' 2018 GAME-BY-GAME STATS

OPPONENT	TT	UA	A	TFL-YDS	SCK-YDS	FF/FR	PBU	INT-YDS
Stephen F. Austin	1	1	0	1.0-2	0.0-0	0/0	0	0-0
TOTAL	1	1	0	1.0-2	0.0-0	0/0	0	0-0



DONTAVIAN LEE

28

Running Back • 6-1 • 230 • 3L • Senior
Hattiesburg, Miss. (Forrest County Agricultural)

LEE'S QUICK HITS

- Nickname is "D-Lee"
- Rushed for 29 yards and a touchdown on a career-high six touches versus Stephen F. Austin (9/1), marking the second consecutive season opener that he has scored a rushing touchdown
- Fifth-year senior that's seen playing time in 37 career games

LEE'S CAREER RUSHING STATS

YEAR	G/GS	NO.	YDS	AVG.	TD	LP/OPPONENT
2015	10/0	22	137	6.2	0	24/NW STATE
2016	13/0	7	27	3.9	0	9/AUBURN
2017	12/0	16	64	4.0	1	9/LA TECH
2018	1/0	6	29	4.8	1	9/SFA
TOTALS	37/0	51	257	5.0	2	24/NW STATE

LEE'S CAREER RECEIVING STATS

YEAR	G/GS	NO.	YDS	AVG.	TD	LP/OPPONENT
2015	10/0	2	15	7.3	0	11/LA TECH
2016	13/0	2	5	2.5	0	5/ALABAMA
2017	12/0	0	0	0.0	0	---
2018	1/0	0	0	0.0	0	---
TOTAL	37/0	4	20	5.0	0	11/LA TECH

LEE'S 2018 RUSHING GAME-BY-GAME STATS

OPPONENT	NO.	YDS	AVG.	TD
Stephen F. Austin	6	29	4.8	1
TOTAL	6	29	4.8	1

LEE'S 2018 RECEIVING GAME-BY-GAME STATS

OPPONENT	NO.	YDS	AVG.	TD
Stephen F. Austin	0	0	0.0	0
TOTAL	0	0	0.0	0



LEO LEWIS

10

Linebacker • 6-2 • 240 • 2L • Junior
Brookhaven, Miss. (Brookhaven)

LEWIS' QUICK HITS

- Veteran linebacker that has started 27 of the 28 games he has appeared
- 2018 Preseason All-SEC Third Team (Coaches) selection
- Claimed SEC Defensive Freshman of the Year honors in 2016 by Athlon Sports
- Arrived at Mississippi State as the top inside linebacker prospect in the nation

LEWIS' CAREER STATS

YEAR	G/GS	TT	UA	A	TFL-YDS	SCK-YDS	FF/FR	PBU	INT-YDS
2016	13/13	79	35	44	4.5-9	1.0-2	0/0	1	0-0
2017	13/12	46	15	31	1.0-10	1.0-10	1/0	1	0-0
2018	1/1	2	2	0	1.0-1	0.0-0	0/0	1	0-0
TOTAL	28/27	127	52	75	6.5-20	2.0-12	1/0	3	0-0

LEWIS' 2018 GAME-BY-GAME STATS

OPPONENT	TT	UA	A	TFL-YDS	SCK-YDS	FF/FR	PBU	INT-YDS
Stephen F. Austin*	2	2	0	1.0-1	0.0-0	0/0	1	0-0
TOTAL	2	2	0	1.0-1	0.0-0	0/0	1	0-0



OSIRUS MITCHELL

87

Wide Receiver • 6-5 • 210 • 1L • Sophomore
Sarasota, Fla. (Booker)

MITCHELL'S QUICK HITS

- Making his first collegiate start versus Stephen F. Austin (9/1), caught two passes for 114 yards and two touchdowns - the firsts of his career. Mitchell was the first Bulldog receiver to record 100 yards in a game and the first receiver to have multiple touchdowns in a game since Fred Ross accomplished both vs. Arkansas in 2016.
- With 3:44 remaining in the first quarter against the Lumberjacks, caught an 84-yard touchdown strike from Keytaon Thompson, which tied for the fourth-longest pass in school history and was the longest pass since Omarr Conner hit Ty Freeman for 84 yards against Ole Miss in 2004

MITCHELL'S CAREER STATS

YEAR	G/GS	NO.	YDS	AVG.	TD	LP/OPPONENT
2017	9/0	5	52	10.2	0	18/UMASS
2018	1/1	2	114	57.0	2	84/SFA
TOTAL	10/1	7	165	23.6	2	84/SFA

MITCHELL'S 2018 GAME-BY-GAME STATS

OPPONENT	NO.	YDS	AVG.	TD
Stephen F. Austin*	2	114	57.0	2
TOTAL	2	114	57.0	2



MARK MCLAURIN

41

Safety • 6-2 • 215 • 3L • Senior
Collins Miss. (Collins)

MCLAURIN'S QUICK HITS

- One of the vocal leaders for the Bulldogs
- Second-Team Preseason All-SEC (Coaches) and Third-Team Preseason All-SEC (Media) selection
- Coming off a breakout junior campaign in which he led MSU in tackles (79) and led the SEC in interceptions (6)
- Owns MSU's single-season record for picks (6)

MCLAURIN'S CAREER STATS

YEAR	G/GS	TT	UA	A	TFL-YDS	SCK-YDS	FF/FR	PBU	INT-YDS
2015	12/0	20	10	10	0.0-0	0.0-0	0/0	3	0-0
2016	13/6	51	28	23	2.0-5	1.0-4	0/2	5	2-27
2017	13/12	79	36	43	3.5-10	1.5-7	1/0	6	6-85
2018	1/1	5	2	3	1.0-2	0.0-0	0/0	0	0-0
TOTAL	39/19	155	76	79	6.5-17	2.5-11	1/2	14	8-112

MCLAURIN'S 2018 GAME-BY-GAME STATS

OPPONENT	TT	UA	A	TFL-YDS	SCK-YDS	FF/FR	PBU	INT-YDS
Stephen F. Austin*	5	2	3	1.0-2	0.0-0	0/0	0	0-0
TOTAL	5	2	3	1.0-2	0.0-0	0/0	0	0-0



KEITH MIXON

23

Wide Receiver • 5-8 • 185 • 2L • Junior
Birmingham, Ala. (Shades Valley School)

MIXON'S QUICK HITS

- Nickname is "Pocket Rocket" as issued by his former roommate and now Carolina Panther Fred Ross
- Versatile wide receiver that also sees action as a punt returner
- One of the fastest players on the team
- Returns to full strength after battling a foot injury over the course of the 2017 season

MIXON'S CAREER RECEIVING STATS

YEAR	G/GS	NO.	YDS	AVG.	TD	LP/OPPONENT
2016	13/1	19	228	12.0	2	44/BYU
2017	8/6	18	275	13.6	1	45/AUBURN
2018	1/0	2	21	10.5	0	23/SFA
TOTAL	22/7	39	524	13.4	3	45/AUBURN

MIXON'S CAREER PUNT RETURN STATS

YEAR	G/GS	NO.	YDS	AVG.	TD	LP/OPPONENT
2016	13/1	1	0	0.0	0	---
2017	8/6	0	0	0.0	0	---
2018	1/0	6	64	10.7	0	22/SFA
TOTAL	22/7	7	64	9.1	0	22/SFA

MIXON'S 2018 GAME-BY-GAME STATS

OPPONENT	NO.	YDS	AVG.	TD
Stephen F. Austin	2	21	10.5	0
TOTAL	2	21	10.5	0



C.J. MORGAN
29

Safety • 6-0 • 200 • 1L • Sophomore
Bossier City, LA (Parkway)

MORGAN'S QUICK HITS


- Recorded his first collegiate interception against Stephen F. Austin (9/1) and added two tackles
- Four-star prospect by ESPN out of high school

MORGAN'S CAREER STATS

YEAR	G/GS	TT	UA	A	TFL-YDS	SCK-YDS	FF/FR	PBU	INT-YDS
2017	10/0	5	4	1	0.0-0	0.0-0	0/0	0	0-0
2018	1/0	2	1	1	0.0-0	0.0-0	0/0	0	1-0
TOTAL	11/0	7	5	2	0.0-0	0.0-0	0/0	0	1-0

MORGAN'S 2018 GAME-BY-GAME STATS

OPPONENT	TT	UA	A	TFL-YDS	SCK-YDS	FF/FR	PBU	INT-YDS
Stephen F. Austin	2	1	1	0.0-0	0.0-0	0/0	0	1-0
TOTAL	2	1	1	0.0-0	0.0-0	0/0	0	1-0



JAMAL PETERS
2

Cornerback • 6-2 • 220 • 3L • Senior
Bassfield, Miss. (Bassfield)

PETERS' QUICK HITS

- Third-Team Preseason All-SEC (Coaches) selection
- Played in 37 career games with eight starts
- Forced five turnovers during his career - three interceptions and two forced fumbles
- Arrived at MSU as the No. 1 high school player in the state of Mississippi

PETERS' CAREER STATS

YEAR	G/GS	TT	UA	A	TFL-YDS	SCK-YDS	FF/FR	PBU	INT-YDS
2015	12/2	25	12	13	1.5-7	1.0-5	0/0	2	0-0
2016	12/2	18	12	6	1.0-2	0.0-0	2/0	2	2-0
2017	12/3	23	8	15	0.0-0	0.0-0	0/1	1	1-90
2018	1/1	4	3	1	0.0-0	0.0-0	0/0	1	0-0
TOTAL	37/8	70	35	35	2.5-9	1.0-5	2/1	6	3-90

PETERS' 2018 GAME-BY-GAME STATS

OPPONENT	TT	UA	A	TFL-YDS	SCK-YDS	FF/FR	PBU	INT-YDS
Stephen F. Austin*	4	3	1	0.0-0	0.0-0	0/0	1	0-0
TOTAL	4	3	1	0.0-0	0.0-0	0/0	1	0-0



CHRIS RAYFORD
24

Cornerback • 6-0 • 200 • 3L • Senior
Byhalia, Miss. (Byhalia)

RAYFORD'S QUICK HITS


- Fifth-year senior that displays excellent leadership skills
- Appeared in 40 career games with nine starts
- Recorded first pass break-up of career in season opener versus Stephen F. Austin (9/1)

RAYFORD'S CAREER STATS

YEAR	G/GS	TT	UA	A	TFL-YDS	SCK-YDS	FF/FR	PBU	INT-YDS
2015	13/0	5	3	2	0.0-0	0.0-0	0/0	0	0-0
2016	13/3	23	16	7	0.0-0	0.0-0	0/0	0	0-0
2017	13/6	14	8	6	1.0-2	0.0-0	0/0	0	0-0
2018	1/0	2	1	1	0.0-0	0.0-0	0/0	1	0-0
TOTAL	40/9	44	28	16	1.0-2	0.0-0	0/0	1	0-0

RAYFORD'S 2018 GAME-BY-GAME STATS

OPPONENT	TT	UA	A	TFL-YDS	SCK-YDS	FF/FR	PBU	INT-YDS
Stephen F. Austin	2	1	1	0.0-0	0.0-0	0/0	1	0-0
TOTAL	2	1	1	0.0-0	0.0-0	0/0	1	0-0



CHAUNCEY RIVERS
5

Defensive End • 6-3 • 275 • RS • Junior
Stone Mountain, Ga. (East Mississippi CC)

RIVERS' QUICK HITS

- Made MSU debut against Stephen F. Austin (9/1) and collected two tackles, including a tackle for loss
- Highly-coveted junior college defensive line that redshirted over the 2017 season
- Comes from the same high school in Georgia (Stephenson) as former MSU All-SEC defensive lineman Preston Smith

RIVERS' CAREER STATS

YEAR	G/GS	TT	UA	A	TFL-YDS	SCK-YDS	FF/FR	PBU	INT-YDS
2018	1/0	2	0	2	1.0-2	0.0-0	0/0	0	0-0
TOTAL	1/0	2	0	2	1.0-2	0.0-0	0/0	0	0-0

RIVERS' 2018 GAME-BY-GAME STATS

OPPONENT	TT	UA	A	TFL-YDS	SCK-YDS	FF/FR	PBU	INT-YDS
Stephen F. Austin	2	0	2	1.0-2	0.0-0	0/0	0	0-0
TOTAL	2	0	2	1.0-2	0.0-0	0/0	0	0-0



JEFFERY SIMMONS

94

Defensive Tackle • 6-4 • 300 • 2L • Junior
Macon, Miss. (Noxubee County)

SIMMONS' QUICK HITS

- Selected a 2018 Second-Team Preseason All-American by five different publications: Associated Press, Athlon Sports, CBS Sports, Sports Illustrated and The Athletic
- Named to the Preseason First-Team All-SEC Team (Media, Coaches, Phil Steele) Veteran linebacker that has started 27 of the 28 games he has appeared
- 2018 Preseason All-SEC Third Team (Coaches) selection
- Preseason candidate for the Bednarik Award, Outland Trophy and Bronko Nagurski Trophy
- Tabbed the top defensive tackle prospect by Pro Football Focus
- In the 2018 opener versus Stephen F. Austin, recorded four tackles, including a career-high 3.5 tackles for loss

SIMMONS' CAREER STATS

YEAR	G/GS	TT	UA	A	TFL-YDS	SCK-YDS	FF/FR	PBU	INT-YDS
2016	12/3	40	13	27	3.5-8	0.0-0	2/0	2	0-0
2017	13/13	60	21	39	12.0-51	5.0-35	2/2	1	0-0
2018	1/1	4	3	1	3.5-6	0.0-0	0/0	0	0-0
TOTAL	26/17	104	37	67	19.0-65	5.0-35	4/2	3	0-0

SIMMONS' 2018 GAME-BY-GAME STATS

OPPONENT	TT	UA	A	TFL-YDS	SCK-YDS	FF/FR	PBU	INT-YDS
Stephen F. Austin*	4	3	1	3.5-6	0.0-0	0/0	0	0-0
TOTAL	4	3	1	3.5-6	0.0-0	0/0	0	0-0



MARQUISS SPENCER

42

Defensive End • 6-4 • 285 • 2L • Junior
Greenwood, Miss. (Greenwood)

SPENCER'S QUICK HITS

- Talented pass rusher who adds outstanding depth at defensive end
- Appeared in 26 total games over his Bulldog career
- Member of the SEC Academic Honor Roll

SPENCER'S CAREER STATS

YEAR	G/GS	TT	UA	A	TFL-YDS	SCK-YDS	FF/FR	PBU	INT-YDS
2016	12/0	17	9	8	3.0-12	1.0-9	0/1	0	0-0
2017	13/0	19	5	14	4.5-16	1.0-6	0/2	2	0-0
2018	1/0	1	0	1	0.5-1	0.0-0	0/0	0	0-0
TOTAL	26/0	37	14	23	8.0-29	2.0-15	0/3	2	0-0

SPENCER'S 2018 GAME-BY-GAME STATS

OPPONENT	TT	UA	A	TFL-YDS	SCK-YDS	FF/FR	PBU	INT-YDS
Stephen F. Austin	1	0	1	0.5-1	0.0-0	0/0	0	0-0
TOTAL	1	0	1	0.5-1	0.0-0	0/0	0	0-0



MAURICE SMITHERMAN

8

Cornerback • 5-10 • 190 • 2L • Junior
Adamsville, Ala. (Minor)

SMITHERMAN'S QUICK HITS

- Appeared in 24 career games, mostly on special teams
- Recorded a career-high three tackles, all solo stops, against Stephen F. Austin (9/1)
- Made jersey switch from No. 31 to No. 8 over the spring of 2018

SMITHERMAN'S CAREER STATS

YEAR	G/GS	TT	UA	A	TFL-YDS	SCK-YDS	FF/FR	PBU	INT-YDS
2016	10/0	5	4	1	0.0-0	0.0-0	0/0	0	1-29
2017	13/0	6	3	3	0.0-0	0.0-0	0/0	0	0-0
2018	1/0	3	0	3	0.0-0	0.0-0	0/0	0	0-0
TOTAL	24/0	14	7	7	0.0-0	0.0-0	0/0	0	1-29

SMITHERMAN'S 2018 GAME-BY-GAME STATS

OPPONENT	TT	UA	A	TFL-YDS	SCK-YDS	FF/FR	PBU	INT-YDS
Stephen F. Austin	3	0	3	0.0-0	0.0-0	0/0	0	0-0
TOTAL	3	0	3	0.0-0	0.0-0	0/0	0	0-0



MONTEZ SWEAT

9

Defensive End • 6-6 • 245 • 1L • Senior
Stone Mountain, Ga.. (Copiah-Lincoln [MS] CC)

SWEAT'S QUICK HITS

- Nickname is "Tez"
- Named a Preseason All-American by Athlon Sports (Third Team)
- Snagged three Preseason First-Team All-SEC selections (Media, Coaches, Phil Steele)
- Preseason candidate for the Bednarik Award, Bronko Nagurski Trophy and the Ted Hendricks Award
- Has collected 10 tackles for loss in his last four games, dating back to the 2017 season
- Set a career-high with 3.5 tackles for a loss of 17 yards against Stephen F. Austin (9/1). His 3.5 tackles for loss were part of a school single-game record of 17
- Tied for the SEC lead in sacks in week 1 with two for a loss of 14 yards

SWEAT'S CAREER STATS

YEAR	G/GS	TT	UA	A	TFL-YDS	SCK-YDS	FF/FR	PBU	INT-YDS
2017	13/13	48	21	27	15.5-73	10.5-64	0/1	0	0-0
2018	1/1	6	2	4	3.5-17	2.0-14	0/0	0	0-0
TOTAL	14/14	54	23	31	19.0-90	12.5-78	0/1	0	0-0

SWEAT'S 2018 GAME-BY-GAME STATS

OPPONENT	TT	UA	A	TFL-YDS	SCK-YDS	FF/FR	PBU	INT-YDS
Stephen F. Austin*	6	2	4	3.5-17	2.0-14	0/0	0	0-0
TOTAL	6	2	4	3.5-17	2.0-14	0/0	0	0-0



CORY THOMAS
34

Defensive Tackle • 6-5 • 310 • 3L • Senior
Bessemer, Ala. (McAdory)

THOMAS' QUICK HITS

- Physical defensive tackle that has seen time in 27 games, including six starts
- Was limited during his junior season in 2017 due to a foot injury

THOMAS' CAREER STATS

YEAR	G/GS	TT	UA	A	TFL-YDS	SCK-YDS	FF/FR	PBU	INT-YDS
2015	8/0	3	1	2	1.0-4	0.0-0	0/0	0	1-12
2016	13/4	24	6	18	4.5-14	0.0-0	0/0	1	0-0
2017	6/2	12	4	8	0.0-0	0.0-0	1/0	1	0-0
2018	0/0	0	0	0	0.0-0	0.0-0	0/0	0	0-0
TOTAL	27/6	29	11	28	5.5-18	0.0-0	1/0	2	1-12

THOMAS' 2018 GAME-BY-GAME STATS

OPPONENT	TT	UA	A	TFL-YDS	SCK-YDS	FF/FR	PBU	INT-YDS
Stephen F. Austin					---DNP---			
TOTAL	0/0	0	0	0	0.0-0	0.0-0	0/0	0 0-0



DEDDRICK THOMAS
4

Wide Receiver • 5-9 • 190 • 2L • Junior
Memphis, Tenn. (Memphis Central)

THOMAS' QUICK HITS

- Preseason candidate for the Paul Hornung Award
- Shifty slot receiver who returns after a breakout sophomore campaign
- A major contributor in the return game with one career touchdown to his credit

THOMAS' CAREER STATS

YEAR	G/GS	NO.	YDS	AVG.	TD	LP/OPPONENT
2016	10/0	5	44	8.8	1	15/UMASS
2017	13/0	22	227	10.3	4	24/CSU
2018	1/0	1	20	20.0	0	20/SFA
TOTAL	24/0	28	291	10.4	5	24/CSU

THOMAS' 2018 GAME-BY-GAME STATS

OPPONENT	NO.	YDS	AVG.	TD
Stephen F. Austin	1	20	20.0	0
TOTAL	1	20	20.0	0



ERROLL THOMPSON
40

Linebacker • 6-1 • 250 • 1L • Sophomore
Florence, Ala. (Florence)

THOMPSON'S QUICK HITS

- Nickname is "E"
- Smart, instinctive linebacker that returns after earning SEC All-Freshman honors last season

THOMPSON'S CAREER STATS

YEAR	G/GS	TT	UA	A	TFL-YDS	SCK-YDS	FF/FR	PBU	INT-YDS
2017	13/3	46	21	25	5.5-36	2.5-18	1/0	1	0-0
2018	1/1	3	1	2	0.0-0	0.0-0	0/0	0	0-0
TOTAL	14/4	49	22	27	5.5-36	2.5-18	1/0	1	0-0

THOMPSON'S 2018 GAME-BY-GAME STATS

OPPONENT	TT	UA	A	TFL-YDS	SCK-YDS	FF/FR	PBU	INT-YDS
Stephen F. Austin*	3	1	2	0.0-0	0.0-0	0/0	0	0-0
TOTAL	3	1	2	0.0-0	0.0-0	0/0	0	0-0



KEYTAON THOMPSON
10

Quarterback • 6-4 • 225 • 1L • Sophomore
New Orleans, La. (Landry-Walker)

THOMPSON'S QUICK HITS

- Nickname is "K.T."
- Exceptional dual-threat quarterback that serves as MSU's primary back-up
- Making just his second career start during MSU's season opener versus Stephen F. Austin (9/1), tied the SEC and MSU single-game record for touchdowns responsible (7) while accounting for 473 yards of total offense.
- The 473 yards of total offense ranked sixth in MSU single-game history. Thompson also tied an MSU single-game record with five touchdown passes, throwing for 364 yards.
- Thompson became just the third player in MSU history to rush for 100 yards and throw for 300 yards in a game, joining Nick Fitzgerald and Dak Prescott. He was also just the fifth SEC player to achieve the feat since Oct. 24, 2015, joining Jalen Hurts (2016) and Chad Kelly (2015).
- The highlight of Thompson's night occurred when he fired an 84-yard touchdown, which was the longest completion at MSU in 14 years (2004).

THOMPSON'S CAREER PASSING STATS

YEAR	G/GS	CMP	ATT	TD	PCT	YDS	INT
2017	10/1	32	66	2	.485	388	2
2018	1/1	13	31	5	.419	364	0
TOTALS	11/2	45	97	7	.463	752	2

THOMPSON'S CAREER RUSHING STATS

YEAR	G/GS	NO.	YDS	AVG.	TD
2017	10/1	75	446	5.9	6
2018	1/1	10	109	10.9	2
TOTALS	11/2	85	555	6.5	7

THOMPSON'S CAREER TOTAL OFFENSE

YEAR	G/GS	RUSH	PASS	TOTAL	AVG./G
2017	10/1	446	388	834	83.4
2018	1/1	109	364	473	473.0
TOTALS	11/2	555	752	1307	118.8

THOMPSON'S 2018 GAME-BY-GAME STATS

OPPONENT	CMP	ATT	INT	PCT	YDS	TD	RSH	YDS	TD
Stephen F. Austin*	13	31	0	.419	364	5	10	109	2
TOTALS	13	31	0	.419	364	5	10	109	2



TIM WASHINGTON
50

Linebacker • 6-3 • 230 • 2L • Junior
Yazoo City, Miss. (Yazoo City)

WASHINGTON'S QUICK HITS


- Imposing linebacker that will be an option at that position
- Played a total of 26 games with the majority of his career action coming on special teams
- Recorded two tackles against Stephen F. Austin (9/1), including his first tackle for loss in his career

WASHINGTON'S CAREER STATS

YEAR	G/GS	TT	UA	A	TFL-YDS	SCK-YDS	FF/FR	PBU	INT-YDS
2016	12/0	0	0	0	0.0-0	0.0-0	0/0	0	0-0
2017	130	8	1	7	0.0-0	0.0-0	0/0	0	0-0
2018	1/0	2	0	2	0.5-2	0.0-0	0/0	0	0-0
TOTAL	26/0	10	1	9	0.5-2	0.0-0	0/0	0	0-0

WASHINGTON'S 2018 GAME-BY-GAME STATS

OPPONENT	TT	UA	A	TFL-YDS	SCK-YDS	FF/FR	PBU	INT-YDS
Stephen F. Austin	2	0	2	0.5-2	0.0-0	0/0	0	0-0
TOTAL	2	0	2	0.5-2	0.0-0	0/0	0	0-0



AERIS WILLIAMS
26

Running Back • 6-1 • 215 • 3L • Senior
West Point, Miss. (West Point)

WILLIAMS' QUICK HITS

- Nickname is "A-Train"
- Named Preseason Third-Team All-SEC selection (Media, Coaches)
- Owns six 100-yard rushing games in his career
- Racked up 15 yards on the ground and caught a 27-yard touchdown pass for his first receiving TD of his career in MSU's season opener versus Stephen F. Austin (9/1)
- Last season, became the first Bulldog to rush for 1,000 yards in a season since 2014

WILLIAMS' CAREER RUSHING STATS

YEAR	G/GS	NO.	YDS	AVG.	TD	LP/OPPONENT
2015	13/0	40	206	5.2	3	33/NC STATE
2016	13/3	137	720	5.3	4	36/OLE MISS
2017	13/12	236	1107	4.7	6	59/LA TECH
2018	1/0	2	15	7.5	0	10/SFA
TOTALS	40/15	415	2048	4.9	13	59/LA TECH

WILLIAMS' CAREER RECEIVING STATS

YEAR	G/GS	NO.	YDS	AVG.	TD	LP/OPPONENT
2015	13/0	6	18	3.0	0	9/KENTUCKY
2016	13/3	7	45	6.4	0	24/MIAMI
2017	13/12	16	142	8.9	0	28/LA TECH
2018	1/0	1	27	27.0	1	27/SFA
TOTAL	40/15	30	232	7.7	1	28/LA TECH

WILLIAMS' 2018 RUSHING GAME-BY-GAME STATS

OPPONENT	NO.	YDS	AVG.	TD
Stephen F. Austin	2	15	7.5	0
TOTAL	2	15	7.5	0

WILLIAMS' 2018 RECEIVING GAME-BY-GAME STATS

OPPONENT	NO.	YDS	AVG.	TD
Stephen F. Austin	1	27	27.0	1
TOTAL	1	27	27.0	1



AUSTIN WILLIAMS
85

Wide Receiver • 6-3 • 205 • RS • Freshman
Ocean Springs, Miss. (Ocean Springs)

WILLIAMS' QUICK HITS


- Promising redshirt freshman receiver with tremendous hands
- Listed as a breakout candidate for the 2018 season by CBS Sports
- Received Top Dawg honors with a perfect 4.0 GPA in business administration during both the fall and spring semesters of 2017-18
- Made collegiate debut with a start against Stephen F. Austin (9/1), hauling in two receptions for 30 yards

WILLIAMS' CAREER STATS

YEAR	G/GS	NO.	YDS	AVG.	TD	LP/OPPONENT
2018	1/1	2	30	15.0	0	21/SFA
TOTAL	1/1	2	30	15.0	0	21/SFA

WILLIAMS' 2018 GAME-BY-GAME STATS

OPPONENT	NO.	YDS	AVG.	TD
Stephen F. Austin*	2	30	15.0	0
TOTAL	2	30	15.0	0



TYLER WILLIAMS
13

Cornerback • 6-2 • 175 • RS • Freshman
Oxford, Miss. (Lafayette)

WILLIAMS' QUICK HITS

- Redshirt freshman cornerback who continues to develop after an impressive spring
- Made his collegiate debut against Stephen F. Austin (9/1), recording a pass break-up
- State champion at Lafayette (Miss.) High School

WILLIAMS' CAREER STATS

YEAR	G/GS	TT	UA	A	TFL-YDS	SCK-YDS	FF/FR	PBU	INT-YDS
2018	1/0	0	0	0	0.0-0	0.0-0	0/0	1	0-0
TOTAL	1/0	0	0	0	0.0-0	0.0-0	0/0	1	0-0

WILLIAMS' 2018 GAME-BY-GAME STATS

OPPONENT	TT	UA	A	TFL-YDS	SCK-YDS	FF/FR	PBU	INT-YDS
Stephen F. Austin	0	0	0	0.0-0	0.0-0	0/0	1	0-0
TOTAL	0	0	0	0.0-0	0.0-0	0/0	1	0-0

2018 MISSISSIPPI STATE ROSTER

No.	Name	Pos.	Ht.	Wt.	Cl.	Exp.	Hometown (Previous School)
1	Stephen Guidry	WR	6-4	190	Jr.	JC	New Roads, La. (Hinds CC)
2	Jamal Peters	CB	6-2	220	Sr.	3L	Bassfield, Miss. (Bassfield)
3	Cameron Dantzler	CB	6-2	175	So.	1L	Hammond, La. (St. Thomas Aquinas)
3	Devonta Jason	WR	6-3	220	Fr.	HS	New Orleans, La. (Landry-Walker)
4	Gerri Green	DE	6-4	255	Sr.	3L	Greenville, Miss. (Greenville Weston)
4	Deddrick Thomas	WR	5-9	190	Jr.	2L	Memphis, Tenn. (Memphis Central)
5	Chauncey Rivers	DE	6-3	275	Jr.	RS	Stone Mountain, Ga. (East Mississippi CC)
6	Jamal Couch	WR	6-4	225	Jr.	2L	Phenix City, Ala. (Central)
6	Willie Gay Jr.	LB	6-2	235	So.	1L	Starkville, Miss. (Starkville)
7	Nick Fitzgerald	QB	6-5	230	Sr.	3L	Richmond Hill, Ga. (Richmond Hill)
7	Marcus Murphy	S	6-1	195	Fr.	HS	West Point, Miss. (West Point)
8	Kylin Hill	RB	5-11	215	So.	1L	Columbus, Miss. (Columbus)
8	Maurice Smitherman	CB	5-10	190	Jr.	2L	Adamsville, Ala. (Minor)
9	Malik Dear	WR	5-9	225	Jr.	2L	Jackson, Miss. (Murrah)
9	Montez Sweat	DE	6-6	245	Sr.	1L	Stone Mountain, Ga. (Copiah-Lincoln CC)
10	Leo Lewis	LB	6-2	240	Jr.	2L	Brookhaven, Miss. (Brookhaven)
10	Keytaon Thompson	QB	6-4	225	So.	1L	New Orleans, La. (Landry-Walker)
11	Jaquarius Landrews	S	6-0	190	Jr.	RS	Summit, Miss. (Copiah-Lincoln CC)
11	Geor'quarius Spivey	TE	6-5	250	Fr.	HS	Monroe, La. (Richwood)
12	Rip Kirk	QB	6-3	240	Jr.	RS	Hattiesburg, Miss. (Itawamba CC)
12	Shawn Preston Jr.	S	6-0	200	Fr.	HS	St. James, La. (St. James)
13	Travis O'Connor	WR	6-2	205	So.	SQ	Kenner, La. (John Curtis)
13	Tyler Williams	CB	6-2	175	RFr.	RS	Oxford, Miss. (Lafayette)
14	Jalen Mayden	QB	6-2	220	Fr.	HS	Sachse, Texas (Sachse)
14	Nathaniel Watson	LB	6-2	230	Fr.	HS	Maplesville, Ala. (Maplesville)
16	Korey Charles	WR	5-10	180	So.	1L	Miami, Fla. (North Florida Christian)
16	TJ McMahon	QB	5-11	195	Fr.	HS	Anaheim, Calif. (Servite)
17	Logan Burnett	QB	6-2	200	So.	SQ	Pelham, Ala. (Bessemer Academy)
17	Aaron Odom	DE	6-3	265	RFr.	RS	Jackson, Miss. (Callaway)
18	Aaron Brule	LB	6-1	225	Fr.	HS	Metairie, La. (Archbishop Rummel)
18	Cameron Gardner	WR	6-4	215	Fr.	HS	Starkville, Miss. (Starkville)
19	Stephen Adegoke	S	6-0	210	Sr.	SQ	Snellville, Ga. (San Diego Mesa College)
20	Taury Dixon	CB	5-9	165	So.	RS	Madison, Miss. (East Mississippi CC)
21	Nick Gibson	RB	5-11	215	Jr.	2L	Birmingham, Ala. (Pinson Valley)
21	Jaylon Reed	CB	6-0	185	Fr.	HS	Olive Branch, Miss. (Olive Branch)
23	Raymond Freeman	LS	6-1	210	RFr.	RS	Cantonment, Fla. (J.M. Tate Senior)
23	Keith Mixon	WR	5-8	185	Jr.	2L	Birmingham, Ala. (Shades Valley)
24	Chris Rayford	CB	6-0	200	Sr.	3L	Byhalia, Miss. (Byhalia)
25	Somon Anderson	CB	6-0	200	So.	SQ	New Orleans, La. (Brother Martin)
25	Brad Cumbest	TE	6-5	245	Fr.	HS	Hurley, Miss. (East Central)
26	Jordan Lawless	K	6-0	190	So.	RS	Lindale, Texas (Tyler [Texas] JC)
26	Alec Murphy	LB	6-0	235	Jr.	SQ	Nixa, Mo. (Nixa)
26	Aeris Williams	RB	6-1	215	Sr.	3L	West Point, Miss. (West Point)
27	Esaias Furdge	CB	5-11	170	Fr.	HS	Clarksdale, Miss. (Clarksdale)
27	Kody Schexnayder	P	5-10	195	Jr.	1L	River Ridge, La. (John Curtis)
28	Londyn Craft	S	6-0	195	RFr.	RS	Rio Rancho, N.M. (IMG Academy)
28	Dontavian Lee	RB	6-1	230	Sr.	3L	Hattiesburg, Miss. (Forrest County Agricultural)
29	C.J. Morgan	S	6-0	200	So.	1L	Bossier City, La. (Parkway)
30	Sh'mar Kilby-Lane	LB	6-2	230	Jr.	JC	Hollywood, Fla. (Copiah-Lincoln CC)
30	Dan Mills	K	6-0	190	RFr.	RS	Canton, Ohio (Central Catholic)
32	Brian Cole	S	6-2	210	Jr.	RS	Saginaw, Mich. (East Mississippi CC)
33	Robert Rivers	RB	5-11	210	Fr.	HS	Ocala, Fla. (Trinity Catholic)
33	Joshua Short	S	5-10	175	Fr.	HS	Flowood, Miss. (Flowood)
34	Cory Thomas	DT	6-5	310	Sr.	3L	Bessemer, Ala. (McAdory)
35	Landon Guidry	S	6-0	195	RFr.	RS	Spring Hill, Tenn. (Independence)
38	Johnathan Abram	S	6-0	215	Sr.	1L	Columbia, Miss. (Jones County JC)
38	Cason Grant	WR	5-11	175	Fr.	HS	Abilene, Texas (Wylie)
39	Nathan Swanson	LS	6-5	230	So.	SQ	Norcross, Ga. (Norcross)
40	Erroll Thompson	LB	6-1	250	So.	1L	Florence, Ala. (Florence)
41	Mark McLaurin	S	6-2	215	Sr.	3L	Collins, Miss. (Collins)
42	Tucker Day	P/K	6-0	205	So.	SQ	Brentwood, Tenn. (Brentwood)
42	Marquiss Spencer	DE	6-4	285	Jr.	2L	Greenwood, Miss. (Greenwood)
43	Fletcher Adams	DE	6-2	265	Jr.	2L	Brandon, Miss. (Brandon)
44	Jett Johnson	LB	6-2	235	Fr.	HS	Tupelo, Miss. (Tupelo)
45	Devon Robinson	DT	6-4	275	Fr.	HS	Memphis, Tenn. (Whitehaven)

No.	Name	Pos.	Ht.	Wt.	Cl.	Exp.	Hometown (Previous School)
47	Jace Christmann	K	6-0	200	So.	1L	Houston, Texas (Memorial)
48	Scott Goodman	K	5-10	200	Fr.	HS	Brandon, Miss. (Brandon)
48	Chris Redmon	LB	6-0	225	So.	SQ	Fayetteville, Ark. (Fayetteville)
49	Aadreekis Conner	S	6-2	205	RFr.	RS	Port Gibson, Miss. (Port Gibson)
50	Tim Washington	LB	6-3	230	Jr.	2L	Yazoo City, Miss. (Yazoo City)
51	R.J. Jennings	LB	6-0	235	So.	RS	Birmingham, Ala. (Briarwood Christian)
51	Stewart Reese	OL	6-5	340	So.	1L	Fort Pierce, Fla. (Fort Pierce Central)
52	Kobe Jones	DE	6-4	270	So.	1L	Starkville, Miss. (Starkville)
53	Cameron Miller	LB	6-0	220	So.	SQ	Odessa, Fla. (Sickles)
54	Fabien Lovett	DE	6-4	335	Fr.	HS	Olive Branch, Miss. (Olive Branch)
54	Blake Mitchell	OL	6-0	315	So.	SQ	Brentwood, Tenn. (Ensworth)
55	Greg Eiland	OL	6-8	335	So.	1L	Philadelphia, Miss. (Philadelphia)
56	Dareuan Parker	OL	6-4	325	So.	1L	Olive Branch, Miss. (DeSoto Central)
57	John Garner	DE	6-4	230	Fr.	HS	Ridgeland, Miss. (St. Andrew's Episcopal)
58	Tyler Dunning	LB	6-1	230	RFr.	RS	Fort Lauderdale, Fla. (St. Thomas Aquinas)
58	Kameron Jones	OL	6-5	315	Fr.	HS	Starkville, Miss. (Starkville)
61	Deion Calhoun	OL	6-3	320	Sr.	3L	Pleasant Grove, Ala. (Restoration Academy)
62	Matt Stanic	OL	6-4	345	Jr.	SQ	Madison, Miss. (Madison Central)
64	Marlon Reese	OL	6-4	280	Sr.	TR	Columbia, S.C. (Glenville State)
65	Sherman Timbs	DT	6-2	260	RFr.	RS	Indianola, Miss. (Indianola Academy)
66	Joel Baldwin	LS	6-3	230	Sr.	SQ	Tupelo, Miss. (Tupelo)
67	Paul Blackwell	LS	5-9	200	Jr.	JC	Pascagoula, Miss. (Miss. Gulf Coast CC)
69	Kwatrivous Johnson	OL	6-7	355	Fr.	HS	Greenwood, Miss. (Greenwood)
70	Tommy Champion	OL	6-5	315	Jr.	RS	Jackson, Miss. (Copiah-Lincoln CC)
73	Darryl Williams	OL	6-2	310	Jr.	1L	Bessemer, Ala. (Bessemer City)
74	Elgton Jenkins	OL	6-4	310	Sr.	3L	Clarksdale, Miss. (Clarksdale)
75	Michael Story	OL	6-4	310	Jr.	2L	Ripley, Miss. (Ripley)
77	Cordavien Suggs	OL	6-6	300	RFr.	RS	Jackson, Miss. (Fletcher)
78	Tyre Phillips	OL	6-5	340	Jr.	RS	Grenada, Miss. (East Mississippi CC)
79	Evans Wilkerson	OL	6-5	310	Jr.	2L	Ridgeland, Miss. (Jackson Academy)
80	Christian Roberson	TE	6-5	255	So.	SQ	Atlanta, Ga. (McEachern)
81	Justin Johnson	TE	6-3	245	Sr.	3L	Birmingham, Ala. (Hoover)
82	Farrod Green	TE	6-4	240	Jr.	2L	Wesson, Miss. (Wesson Attendance Center)
84	Jaden Crumedy	DE	6-5	295	Fr.	HS	Hattiesburg, Miss. (Oak Grove)
84	Dontea Jones	TE	6-4	250	So.	SQ	McCool, Miss. (Jireh (N.C.) Prep)
85	Austin Williams	WR	6-3	205	RFr.	RS	Ocean Springs, Miss. (Ocean Springs)
86	Jesse Jackson	WR	6-2	215	Sr.	3L	Petal, Miss. (Petal)
87	Osirus Mitchell	WR	6-5	210	So.	1L	Sarasota, Fla. (Booker)
88	Powers Warren	TE	6-3	240	RFr.	RS	Minnetonka, Minn. (Minnetonka Senior)
89	Vincent Taylor	WR	5-10	190	So.	SQ	Memphis, Tenn. (Ridgeway)
90	Grant Harris	DT	6-3	290	Sr.	1L	Bolton, Miss. (Clinton)
91	James Jackson	DT	6-3	330	RFr.	RS	Pascagoula, Miss. (Pascagoula)
92	Kendell Jones	DT	6-4	290	Jr.	1L	Pinson, Ala. (Clay-Chalkville)
93	Tyler Smith	K	5-11	175	So.	TR	Coppell, Texas (Hardin-Simmons)
93	Cameron Young	DT	6-3	305	Fr.	HS	Crosby, Miss. (Franklin County)
94	Jeffery Simmons	DT	6-4	300	Jr.	2L	Macon, Miss. (Noxubee County)
95	Braxton Hoyett	DT	6-3	310	Sr.	2L	Pelham, Ala. (Pelham)
96	Tre Brown	DT	6-4	315	Sr.	1L	Ackerman, Miss. (Copiah-Lincoln CC)
97	Lee Autry	DT	6-2	310	Jr.	RS	Albemarle, N.C. (Itawamba CC)
98	Joseph Garner	LB	6-3	235	Fr.	HS	Ridgeland, Miss. (St. Andrew's Episcopal)

PRONUNCIATION GUIDE

3	Devonta Jason	DUH-vahn-tay	40	Erroll Thompson	AIR-uhl
4	Gerri Green	GAIR-ee	47	Jace Christmann	Christ-man
4	Deddrick Thomas	rhymes with red	55	Greg Eiland	rhymes with island
9	Malik Dear	MUH-leek	56	Dareuan Parker	DAIR-e-uhn
10	Keytaon Thompson	KEY-tahn	69	Kwatrivous Johnson	KWAH-tray-vee-us
11	Jaquarius Landrews	JUH-quair-ee-us	74	Elgton Jenkins	EL-tuhn (silent g)
11	Geor'quarius Spivey	JUH-quair-ee-us	77	Cordavien Suggs	COR-day-vee-uhn
18	Aaron Brule	BREW-lay	78	Tyre Phillips	TYE-ree
19	Stephen Adegoke	AH-duh-go-kay	80	Christian Roberson	ROH-ber-suhn
22	Aeris Williams	AIR-us	82	Farrod Green	FUH-rahd
27	Esaiaas Furdge	ee-ZAH-yahs	84	Dontea Jones	DAHN-tay
27	Kody Schexnayder	SHEX-nye-dur	87	Osirus Mitchell	O-sye-rus

2018 MISSISSIPPI STATE COACHES

ON THE FIELD



JOE MOORHEAD
Head Coach
First Season



BRIAN BAKER
Defensive Line
Third Season



TERRELL BUCKLEY
Cornerbacks
Third Season



LUKE GETSY
Offensive Coordinator/
Wide Receivers
First Season



MARK HUDSPETH
Assoc. HC/Tight Ends
Third Season



CHARLES HUFF
Asst. HC/Run Game Coord./RBs
First Season



MARCUS JOHNSON
Offensive Line
First Season



JOEY JONES
Special Teams Coordinator
First Season

IN THE BOOTH



TEM LUKABU
Linebackers
First Season



ANDREW BREINER
Pass Game Coordinator/QBs
First Season



BOB SHOOP
Defensive Coordinator/
Safeties
First Season