

MISSISSIPPI STATE FOOTBALL

THE MATCHUP: GAME 8



MISSISSIPPI STATE BULLDOGS (3-4, 1-3 SEC)

at



TEXAS A&M AGGIES (4-3, 2-2 SEC)

October 26, 2019 • 11 a.m. CT • College Station, Texas • Kyle Field (102,733)

STORYLINES

- MSU will play its third SEC road game in its last four contests Saturday when the Bulldogs travel to College Station to take on Texas A&M. State enters the game following a 36-13 setback at home to No. 2 LSU, while the Aggies are coming off a 24-17 victory against Ole Miss in Oxford.
- State leads the all-time series against Texas A&M on the field, 7-5, and have won four of the last five meetings. The Bulldogs are winners of three straight over the Aggies. State has outscored Texas A&M, 98-55, in the last three meetings. Each of the Bulldogs' last two wins over the Aggies have been by double-digits. MSU has scored 35+ points in four of the last six games against Texas A&M.
- MSU's 35-14 win over the Aggies in 2017 in College Station was its first in four meetings there. It also was State's largest margin of victory over a ranked team on the road since 1942. QB Nick Fitzgerald accounted for 246 yards of total offense and three touchdowns, and he went over 100 yards rushing.
- The Bulldogs lead the SEC and are tied for seventh in the FBS in runs plays of 10+ yards (54). QB **Garrett Shrader** and RB **Kylin Hill** are responsible for 22 of those rushes apiece. The duo is tied for second in the SEC and 10th in the FBS. Among quarterbacks, only Oklahoma's Jalen Hurts (29) and Navy's Malcolm Perry (28) have more rushes of 10+ yards than Shrader.
- C **Darryl Williams** is a team captain, preseason All-American and candidate for the Senior CLASS Award and Rimington and Outland Trophies. He has started 32 (total career starts with seven at center) of the Bulldogs' last 33 games and allowed just one sack since the start of the 2017 season (at Kentucky in 2018). He is one of six SEC centers who hasn't allowed a sack this season (minimum 175 pass blocking snaps).
- The Bulldogs have relied heavily on its freshmen this season. Eighteen such players (9 true, 9 redshirt) have played multiple games through the first seven contests, while 15 sophomores and seven transfers (4 JUCO) have played at least one game. In addition, sixteen different Bulldogs have seen game action for the first time, while 14 have earned starts for the first time. True freshman CB **Martin Emerson** earned his first career start last week vs. No. 2 LSU.
- QB **Garrett Shrader** made his second career start last week against No. 2 LSU. He finished the game 17-of-28 passing for 238 yards and one TD to go along with 66 rushing yards and one TD on 19 carries. He had a career-high 304 yards of total offense and averaged 6.5 yards per play. He is the only SEC QB and among seven in the FBS (only true freshman) with 800+ passing yards and 400+ rushing yards this season. Shrader averages 211.3 yards of total offense per game (6th in SEC) and has found the end zone seven times (4 pass, 3 rush). He has thrown a TD in three straight games (2 at Auburn, 1 at Tennessee, 1 vs. LSU).
- Behind four 100-yard rushing performances, RB **Kylin Hill** enters Saturday's game with 643 rushing yards (4th in SEC) and five rushing touchdowns (T-6th in SEC). He is averaging the most carries per game in the SEC (19.1) and 102.6 total yards from scrimmage per game. Of his 134 attempts this season, 33 have resulted in a first down (2nd in SEC).
- Defensively, S **Brian Cole** has a team-best 7.0 tackles for loss (T-8th in SEC), DE **Chauncey Rivers** leads the Bulldogs with 2.0 sacks and 13 total pressures, LB **Erroll Thompson** has logged a team-best 51 tackles (T-9th in SEC), and CB **Cameron Dantzler** has a pair of interceptions (T-6th in SEC).

NUMBERS TO KNOW

73.3

QB **Garrett Shrader** is averaging 73.3 rushing yards/game (4th in FBS among QBs)

54

MSU has 54 rushes of 10+ yards this season (most in the SEC, T-7th in the FBS)

36.4

CB **Cameron Dantzler's** 36.4 passer rating when targeted since 2017 ranks No. 2 among SEC CBs with at least 25 targets in coverage

14

Of WR **Stephen Guidry's** 16 receptions in 2019, 14 have converted a first down

1

S **Brian Cole** is the only player in the SEC with at least one SACK, TFL, QBH, INT, PBU, FF and FR this season

0

MSU, No. 1 Alabama and No. 10 Georgia are the only SEC teams that have not allowed a rush of 40+ yards this season

BROADCAST INFORMATION

TV: SEC NETWORK

Play-by-Play: Dave Neal
Analyst: D.J. Shockley
Reporter: Dawn Davenport

RADIO: MSU SPORTS RADIO NETWORK

Play-by-Play: Neil Price
Analyst: Matt Wyatt
Sideline: Jay Perry

SATELLITE RADIO

Sirius: 134 | XM: 191 | Internet: 962

TEAM INFORMATION

MISSISSIPPI STATE

Head Coach: Joe Moorhead (Fordham, 1996)
Rankings: NR (AP) / NR (Coaches)
Overall Record: 41-22* (sixth season)
Overall On-Field Record: 49-22 (sixth season)
Mississippi State Record: 3-9* (second season)
Mississippi State On-Field Record: 11-9 (second season)

TEXAS A&M

Head Coach: Jimbo Fisher (Salem College, 1990)
Rankings: RV (AP) / RV (Coaches)
Overall Record: 96-30 (10th season)
Texas A&M Record: 12-7 (second season)

2019 MISSISSIPPI STATE SCHEDULE

Overall: 3-4 | SEC: 1-3 | H: 2-2 | A: 1-2 | N: 0-0

AUGUST (1-0)

31 at Louisiana (New Orleans) ESPNU W, 38-28

SEPTEMBER (2-2)

7 Southern Miss ESPNU W, 38-15

14 Kansas State ESPN L, 31-24

21 Kentucky * SEC Network W, 28-13

28 at #7/7 Auburn * ESPN L, 56-23

OCTOBER (0-2)

12 at Tennessee * SEC Network L, 20-10

19 #2/3 LSU * CBS L, 36-13

26 at Texas A&M * SEC Network 11 a.m.

NOVEMBER (0-0)

2 at Arkansas * SEC Network 3 p.m.

16 #1/1 Alabama * TBA TBA

23 Abilene Christian (HC) TBA TBA

28 Ole Miss * ESPN 6:30 p.m.

MISSISSIPPI STATE COACHING STAFF

Joe Moorhead, head coach (2nd)
Tony Hughes, associate head coach/tight ends (8th, 2nd stint)*
Terry Richardson, assistant head coach/run game coord./RBs (1st)
Deke Adams, defensive line (1st)
Andrew Breiner, pass game coordinator/QBs (2nd)*
Terrell Buckley, cornerbacks (4th)
Marcus Johnson, offensive line (2nd)
Michael Johnson, wide receivers (1st)
Joey Jones, special teams coordinator (2nd)
Chris Marve, defensive run game coordinator/LBs (1st)
Bob Shoop, defensive coordinator/safeties (2nd)*

* - denotes in the booth



GAME 8 DEPTH CHART: TEXAS A&M

OFFENSE

WR (X)	1	Stephen Guidry	6-4	200	Sr.-1L
	3	Devonta Jason	6-3	225	So.-1L
	18	Cameron Gardner	6-4	220	Fr.-RS
WR (H)	2	Dedrick Thomas	5-9	190	Sr.-3L
	12	Isaiah Zuber	6-0	190	Sr.-GTR
	85	Austin Williams	6-3	200	So.-1L
WR (Z)	5	Osirus Mitchell	6-5	210	Jr.-2L
	4	JaVonta Payton	6-1	180	Jr.-JC
	9	Malik Dear	5-9	220	Sr.-3L
LT	78	Tyre Phillips	6-5	345	Sr.-1L
	69	Kwatrivous Johnson	6-7	330	Fr.-RS
LG	56	Dareuan Parker	6-4	330	Jr.-2L
	75	Michael Story	6-4	300	Sr.-3L
C	73	Darryl Williams	6-3	310	Sr.-2L
	79	Evans Wilkerson	6-5	310	Sr.-3L
RG	51	Stewart Reese	6-5	345	Jr.-2L
	63	LaQuinston Sharp	6-3	315	Jr.-JC
RT	55	Greg Eiland	6-8	335	Jr.-2L
	70	Tommy Champion	6-5	320	Sr.-1L
TE	82	Farrod Green	6-4	240	Sr.-3L
	84	Dontea Jones	6-4	250	Jr.-2L
	-or- 11	Geor'quarius Spivey	6-5	250	Fr.-RS
	-or- 25	Brad Cumbest	6-5	250	Fr.-RS
	88	Powers Warren	6-3	245	So.-1L
RB	8	Kylin Hill	5-11	215	Jr.-2L
	21	Nick Gibson	5-11	215	Sr.-3L
	22	Lee Witherspoon	5-10	205	Fr.-HS
QB	6	Garrett Shrader	6-4	220	Fr.-HS
	7	Tommy Stevens	6-5	235	Sr.-GTR
	10	Keytaon Thompson	6-4	225	Jr.-2L

SPECIALISTS

PK	47	Jace Christmann	6-0	200	Jr.-2L
	26	Jordan Lawless	6-0	200	Jr.-SQ
KO	48	Scott Goodman	5-10	200	So.-1L
P	37	Tucker Day	6-0	210	So.-1L
	97	Reed Bowman	6-0	200	Jr.-TR
LS	67	Paul Blackwell	5-10	210	Jr.-RS
H	27	Kody Schexnayder	5-10	195	Sr.-2L
KR	12	Isaiah Zuber	6-0	190	Sr.-GTR
	-or- 32	Brian Cole II	6-2	210	Sr.-1L
PR	9	Malik Dear	5-9	220	Sr.-3L
	-or- 32	Brian Cole II	6-2	210	Sr.-1L

DEFENSE

LE	5	Chauncey Rivers	6-3	275	Sr.-1L
	43	Fletcher Adams	6-2	265	Sr.-3L
DT	90	Lee Autry	6-2	305	Sr.-1L
	84	Jaden Crumedy	6-5	300	Fr.-RS
	92	Kendell Jones	6-4	300	Sr.-2L
NG	54	Fabien Lovett	6-4	315	Fr.-RS
	99	James Jackson	6-3	315	So.-1L
RE	42	Marquiss Spencer	6-4	285	Jr.-2L
	52	Kobe Jones	6-4	270	Jr.-2L
WILL	6	Willie Gay Jr.	6-2	240	Jr.-2L
	10	Leo Lewis	6-2	245	Sr.-3L
	18	Aaron Brule	6-1	235	Fr.-RS
MIKE	40	Erroll Thompson	6-1	250	Jr.-2L
	41	Tim Washington	6-3	240	Sr.-3L
	30	Sh'mar Kilby-Lane	6-2	230	Sr.-1L
SAM	41	Tim Washington	6-3	240	Sr.-3L
	30	Sh'mar Kilby-Lane	6-2	230	Sr.-1L
STAR	32	Brian Cole II	6-2	210	Sr.-1L
	38	Fred Peters	5-10	200	Jr.-JC
CB	1	Martin Emerson	6-2	195	Fr.-HS
	13	Tyler Williams	6-2	175	So.-1L
FS	29	C.J. Morgan	6-0	200	Jr.-2L
	7	Marcus Murphy	6-1	200	So.-1L
SS	11	Jaquarius Landrews	6-0	200	Sr.-1L
	35	Landon Guidry	6-0	195	So.-1L
CB	3	Cameron Dantzler	6-2	185	Jr.-2L
	2	Jarrian Jones	6-0	190	Fr.-HS
	-or- 16	Korey Charles	5-10	180	Jr.-2L

PRONUNCIATION GUIDE

Aaron Brule	brew-LAY
Malik Dear	ma-LEAK
Jaquarius Landrews	ja-QUARE-ee-US
Jace Christmann	CHRIST-man
Jaden Crumedy	crum-eh-DEE
Greg Eiland	rhymes with island
Farrod Green	fa-ROD
Devonta Jason	da-VON-tay
Dontea Jones	dahn-TAY
Jarrian Jones	JAR-ee-un
Sh'mar Kilby-Lane	shuh-MAR
Kwatrivous Johnson	kwa-TRAY-vee-US
Osirus Mitchell	o-SIGH-russ
Dareuan Parker	DARE-ee-UN
JaVonta Payton	ja-VON-tay
Tyre Phillips	tie-REE
Kody Schexnayder	SHEX-nye-dur
Garrett Shrader	SHRAY-der
Geor'quarius Spivey	ja-QUARE-ee-US
Dedrick Thomas	rhymes with red
Erroll Thompson	AIR-uhl
Keytaon Thompson	KEY-tahn
Isaiah Zuber	ZOO-bur

MEDIA INFORMATION

2019 MISSISSIPPI STATE FOOTBALL MEDIA SERVICES: GAME 8 at TEXAS A&M

21 MONDAY	22 TUESDAY	23 WEDNESDAY	24 THURSDAY	25 FRIDAY	26 SATURDAY	27 SUNDAY
Coach Moorhead Press Conference 12:30 p.m. Seal Media Room SEC Network+	Requested Offensive Players 6:45 p.m. Seal Media Room	Coach Moorhead on SEC Teleconference 11:50 a.m. Passcode from SEC Requested Defensive & Special Teams Players/ LB Coach Chris Marve 6:35 p.m. Seal Media Room	Dawg Talk with Joe Moorhead 6:30 p.m. at The Veranda HailState.com/Plus Tune In app 100.9 FM Starkville	no media availability Team charter flight in afternoon	MSU at Texas A&M 11 a.m. • SEC Network • Kyle Field Coach Moorhead and selected players will be available after the game in the visiting media room.	no media availability

MSU ATHLETIC COMMUNICATIONS FOOTBALL STAFF

Bill Martin, Senior Associate AD/Communications (*Joe Moorhead correspondence*)
 662-325-0967 (office) | 662-418-3821 (cell)
 BMartin@athletics.msstate.edu | @MSUBillMartin

Brandon Langlois, Associate Director (*player/assistant coach correspondence*)
 662-325-0093 (office) | 601-405-5650 (cell)
 BLanglois@athletics.msstate.edu | @BMLanglois

Taylor Shirey, Assistant Director
 662-325-0967 (office) | 256-899-6482 (cell)
 TShirey@athletics.msstate.edu | @taylor_shirey14

GAME-WEEK INTERVIEW POLICIES

Head Coach Joe Moorhead

Head coach Joe Moorhead's game-week press conferences begin Aug. 26 and will be held every Monday of a game week, including Labor Day. The press conference begins at 12:30 p.m. CT in the media room of the Leo Seal Jr. Football Complex. It will be streamed on SEC Network+ via WatchESPN.com and the Watch ESPN app, as well as MSU football's social media platforms. FTP video will be distributed to media on Monday afternoons. On-demand video will be available on HailState.com and MSU's YouTube channel (YouTube.com/HailState). Monday press conferences will not be held during open weeks (Sept. 30, Nov. 4).

Moorhead and the 13 other SEC coaches will be available on the SEC's coaches media teleconference. The teleconferences are every Wednesday from Aug. 28 until Nov. 27. Moorhead's 10-minute segment is scheduled from 11:50 a.m.-12 p.m. CT. Access to the teleconference is distributed by the SEC Communications Office.

Moorhead's weekly radio show, "Dawg Talk," makes its season debut on Thursday, Aug. 29 live from The Veranda in Starkville. The show airs from 6:30-7:30 p.m. CT on affiliates of the MSU Sports Network presented by Learfield, as well as HailState.com/plus and MSU's Facebook page. The show is held every Thursday during a game week with the exception of Egg Bowl week. The Egg Bowl week show will be held on Tuesday, Nov. 26.

Please contact **Bill Martin** for more information regarding Moorhead's media schedule.

Assistant Coaches

During game weeks, one selected assistant coach will be available in the Leo Seal Jr. Football Complex media room following Wednesday's practice. The assistant coach available each week will be distributed on Sundays when the weekly media schedule is announced.

Please contact **Brandon Langlois** for more information regarding assistant coaches.

Student-Athletes

All interviews with student-athletes must be arranged through Brandon Langlois in the MSU Athletic Communications Office. Media members are NOT permitted to contact student-athletes on their own at any time. This includes phone, E-mail, text or through social media platforms. Student-athletes' contact information will not be given out.

During game weeks, requested offensive players will be available following Tuesday's practice, while requested defensive players will be available following Wednesday's practice. All game-week player interviews will be conducted in the media room of the Leo Seal Jr. Football Complex. No player interviews will be conducted on the field. The training room, locker room and housing areas are considered private student-athlete areas and are off limits to the media.

Please submit your player requests to Brandon Langlois 24 hours in advance of the interview sessions. The deadlines are 5 p.m. Mondays for offense and 5 p.m. Tuesdays for defense. Final approval of players available during game week is at the discretion of the MSU Athletic Communications staff. True freshmen and newcomers will only be available if they see significant action in games.

Monday serves as MSU's designated NCAA "off day." Players are not available on Mondays for interviews of any kind.

Postgame Interviews

Head coach Joe Moorhead and selected players will be available for interviews following each game. For home games, Moorhead's press conference and player interviews will be conducted in the Golding Family Media Center located on the north end of Davis Wade Stadium. MSU interviews can be accessed via the northeast tunnel and then through the Dowsing-Bell Plaza. The visiting head coach and players will be available following the game in the visitors' media room located on the second floor of the M-Club Building in the south end zone. This area can be accessed via the left ramp in the south end zone. For road games, Moorhead and selected players will be available in the visitors' media room.

The MSU locker room is closed to media for both home and away games. MSU players and assistant coaches may NOT be approached on the field following games for interviews.

PRACTICES

All practices during the season are closed to the media and public.

LEO SEAL JR. FOOTBALL COMPLEX MEDIA ROOM

Game week media availabilities are held in the media room located on the top floor of the Leo Seal Jr. Football Complex. Media are welcome to work in this room beginning one hour prior to the media availability time and following the media availability.

ROBERT M. HARTLEY PRESS BOX/MEDIA WILL CALL

Media Will Call of Davis Wade Stadium opens three hours prior to kickoff at Gate C (SW side of the stadium across from Barnes and Noble). All patrons, including media, will go through metal detector procedures before entering Davis Wade Stadium. Media will enter at Gate C and all bags will be searched and tagged. For more information, visit HailState.com/metaldetector. The clear bag policy does not apply to credentialed media members.

The Robert M. Hartley Press Box, named for longtime Mississippi State Sports Information Director and administrator Bob Hartley, is located on the 200 level of the west side of Davis Wade Stadium. To access the press box, enter Gate C on the west side of Davis Wade Stadium and take the media elevator to Level 2.

In accordance with Mississippi State Athletic Communications and Football Writers Association of America (FWAA) rules, the Robert M. Hartley Press Box is a working press box and cheering or any other disruptive behavior will not be tolerated. Violators will be asked to leave and may be subject to further disciplinary action.

COLLEGEPRESSBOX.COM

CollegePressBox.com serves as a one-stop shop for all media needs regarding college football. Members can access player headshots, game notes, record books and more for all FBS schools. To apply for access, media are asked to enter their information at collegepressbox.com/register.

IMPORTANT PHONE NUMBERS

MSU Athletic Communications Main Number: (662) 322-8881
 Davis Wade Stadium at Scott Field Press Box: (662) 325-3776



THE MOORHEAD FILE

Hometown: Pittsburgh, Pa.

Education: Fordham University, 1996 (B.A. English)

Wife: Jennifer

Children: Donovan (12), Mason (16), Kyra (18)

Birthday: November 2, 1973

COACHING CAREER

2018-p: Mississippi State (Head Coach)

2016-17: Penn State (Offensive Coordinator/QBs)

2012-15: Fordham (Head Coach)

2011: Connecticut (Quarterbacks)

2009-10: Connecticut (Offensive Coordinator/QBs)

2006-08: Akron (Offensive Coordinator/Quarterbacks)

2005: Akron (Assistant HC/Pass Game & Recruiting Coord./WRs)

2004: Akron (WRs/Recruiting Coordinator/Punt Return)

2003: Georgetown (Offensive Coordinator/Quarterbacks)

2002: Georgetown (Pass Game Coordinator/Quarterbacks)

2001: Georgetown (Quarterbacks)

2000: Georgetown (Running Backs)

1999: Pittsburgh (Graduate Assistant/Defense)

1998: Pittsburgh (Graduate Assistant/Recruiting)

BOWL GAMES, PLAYOFF GAMES COACHED IN

2018: Outback Bowl (Mississippi State)

2017: Rose Bowl (Penn State)

2015: FCS First Round (Fordham)

2014: FCS First, Second Round (Fordham)

2013: FCS First, Second Round (Fordham)

2011: Fiesta Bowl (Connecticut)

2010: PapaJohns.com Bowl (Connecticut)

2005: Motor City Bowl (Akron)

BY THE NUMBERS

8

Wins on the field by MSU in Moorhead's first season, the most victories by a first-year Bulldog head coach since 1939

2

Just the second coach in MSU history to lead the Bulldogs to a bowl game in his first season, joining Jackie Sherrill in 1991

3

Moorhead led Fordham to the 2014 Patriot League title and three straight FCS playoff appearances

JOE MOORHEAD

Second Season
@BallCoachJoeMo

33RD HEAD FOOTBALL COACH AT MISSISSIPPI STATE 2016 & 2017 NATIONAL OFFENSIVE COORDINATOR OF THE YEAR

When Mississippi State Director of Athletics John Cohen was charged with identifying the Bulldogs' 33rd head football coach, he was looking for a man with a pedigree as a winner, an innovator with a blue-collar work ethic and at the forefront, a 'ball coach.' From the beginning of the search, Joe Moorhead was the unequivocal leader. Moorhead, the 2016 and 2017 National Offensive Coordinator of the Year and the mastermind behind Penn State's offensive juggernaut, enters his second season in Starkville in 2019. Officially named head coach on November 29, 2017, Moorhead became just the second MSU head coach to win eight or more games on the field in his debut season and the first since College Football Hall of Famer Allyn McKeen in 1939. The 45-year-old played a pivotal role in conference championships at his four previous coaching stops, including Penn State (2016), Fordham (2014), Connecticut (2010) and Akron (2005).

In his short time in Starkville, the Pittsburgh, Pennsylvania, native has already made a marvelous impact, securing a Top 25 national ranking, a New Year's Day bowl berth, multiple Top 25 recruiting classes, forming relationships around the state of Mississippi and developing a 'good to great' attitude within the program.

Behind one of the SEC's most potent rushing attacks and the nation's No. 1 defense, Moorhead's first State squad defeated two top-20 teams by double digits, won four out of its last five regular-season games and qualified for a school-record ninth-consecutive bowl. The Bulldogs dominated then-No. 8 Auburn, 23-9, on Oct. 6, while quarterback Nick Fitzgerald accounted for 329 yards of total offense as State put away then-No. 16 Texas A&M, 28-13, on Oct. 28.

MSU reclaimed the historic Golden Egg trophy when the Bulldogs throttled rival Ole Miss, 35-3, on Thanksgiving night in Oxford. It represented the largest margin of victory by a first-year MSU head coach in Egg Bowl history. The win also propelled State to a berth in its first-ever Outback Bowl, representing the program's second-most prestigious bowl this decade. Moorhead became just the second coach in Bulldog history to reach a bowl game in his first season, joining Jackie Sherrill's 1991 squad.

State held eight of its opponents to their lowest point total of the season, including then-No. 1 Alabama, No. 10 Florida and No. 16 Texas A&M. Moorhead's first Bulldog team secured the program's second-highest finish ever in the College Football Playoff rankings at No. 18, as well as a No. 25 ranking in the final Coaches poll.

For only the second time in program history and the first since 2000, MSU produced four All-Americans led by first-teamers defensive end Montez Sweat and center Elgton Jenkins as well as safety Johnathan Abram and defensive tackle Jeffery

Simmons. Under Moorhead's guidance, Fitzgerald secured his place as one of the best dual-threat quarterbacks in SEC history as he became the conference's all-time leading quarterback rusher in addition to shattering 13 school records. Six players also earned All-SEC distinction for their year-long performance.

The Bulldogs then made a major impact in the winter and spring of 2019. A school-record eight MSU players were invited to the NFL Combine. In April, three Bulldogs were called in the first round of the 2019 NFL Draft – a first in program history – as Simmons went No. 19 overall (Tennessee), Sweat went No. 26 (Washington) and Abram followed at No. 27 (Oakland). State's three first-round selections tied with Clemson and Alabama for the most in the nation. MSU finished with a three-day total of five draft selections, including Jenkins going in the second round to Green Bay and Gerri Green being chosen by Indianapolis in the sixth round. The four defensive picks were the most in a single draft in school history. An additional seven other Bulldogs signed free agent contracts, including Fitzgerald with Tampa Bay.

Moorhead's recruiting prowess has been evident as well. A year after signing the nation's No. 25 class after just a few weeks on the job, he hauled in the No. 24 ranked class in the spring of 2019 highlighted by the signing of Charles Cross, the first five-star offensive lineman prospect in MSU history and first overall offensive five star since 2002. Moorhead's 12 four-star or greater signees were the most in a two-year span at MSU since at least 2000 when recruiting database rankings began.

Off the field, Moorhead's group has been model citizens in the community and classroom. A total of 32 Bulldogs were recognized on the SEC Academic Honor Roll in his first season. The same fall as State finished in the Top 25 of the final polls, the Bulldogs posted the highest team GPA on record with a 2.84, as five student-athletes earned a perfect 4.0.

As a collegiate student-athlete at Fordham, Moorhead was a three-year starter at quarterback and a team captain as a senior. He was a second-team All-Patriot League pick as a senior, finishing 13th nationally in total offense. He graduated with school single-season records for completions and passing yards. Following his collegiate career, Moorhead spent time in the training camp of the Milwaukee Mustangs of the Arena Football League after playing the 1996 season for the Munich Cowboys of the E.F.A.F.

Moorhead received an English degree from Fordham in 1996. He and his wife, Jennifer, have three children: daughter Kyra (18), son Mason (16) and son Donovan (12). Moorhead, an avid Pittsburgh Steelers and Pirates fan, and his family are active members of the Starkville community.

MOORHEAD'S YEAR-BY-YEAR HEAD COACHING RECORD

Year	School	Overall	Conf.	Notable
2012	Fordham	6-5	0-0	Fordham first winning season since 2007
2013	Fordham	12-2	0-0	FCS Playoffs Second Round, No. 9 ranking
2014	Fordham	11-3	6-0	FCS Playoffs Second Round, No. 11 ranking
2015	Fordham	9-3	5-1	FCS Playoffs First Round, No. 19 ranking
2018	Mississippi State	0-5* (8-5 on field)	0-4* (4-4 on field)	Outback Bowl, No. 18 CFP ranking, No. 25 Coaches ranking
2019	Mississippi State	3-4	1-3	
TOTALS	(7th season)	41-22 (49-22 on field)	12-8 (16-8 on field)	
MSU Record	(2nd season)	3-9 (11-9 on field)	1-7 (5-7 on field)	
Fordham Record	(4 seasons)	38-13	11-1	

*wins vacated by the NCAA Committee on Infractions (Aug. 2019)

2019 HONORS AND AWARDS

2019 INDIVIDUAL HONORS

LEE AUTRY – SR. – DT

Senior Bowl Watch List

BRIAN COLE II – SR. – S

Senior Bowl Watch List

CAMERON DANTZLER – JR. – CB

Bednarik Award Watch List

Jim Thorpe Award Watch List

Nagurski Trophy Watch List

Preseason Second Team All-American (Lindy's Sports)

Preseason Fourth Team All-American (Phil Steele, Athlon Sports)

Preseason Second Team All-SEC (Media, Coaches, PFF, Athlon Sports, Phil Steele)

WILLIE GAY JR. – JR. – LB

Butkus Award Watch List

Preseason Third Team All-SEC (Phil Steele)

FARROD GREEN – SR. – TE

John Mackey Award Watch List

PFF SEC Team of the Week (Week 1)

STEPHEN GUIDRY – SR. – WR

Senior Bowl Watch List

KYLIN HILL – JR. – RB

Maxwell Award Watch List

Doak Walker Award Watch List

Preseason Third Team All-SEC (Coaches, Athlon Sports, Phil Steele)

PFF SEC Team of the Week (Week 1)

KOBE JONES – JR. – DE

Wuerffel Trophy Watch List

All-State AFCA Good Works Team Nominee

JAQUARIUS LANDREWS – SR. S

Senior Bowl Watch List

LEO LEWIS – SR. – LB

Senior Bowl Watch List

TYRE PHILLIPS – SR. – OL

Senior Bowl Watch List

PFF SEC Team of the Week (Week 1)

CHAUNCEY RIVERS – SR. – DE

Ted Hendricks Award Watch List

Senior Bowl Watch List

Preseason Third Team All-SEC (Media, Coaches, Athlon Sports, Phil Steele)

GARRETT SHRADER – FR. – QB

SEC Freshman of the Week (vs. Kentucky)

MAURICE SMITHERMAN – SR. – CB

Preseason All-SEC Honorable Mention (PFF)

TOMMY STEVENS – SR. – QB

Senior Bowl Watch List

DEDDRICK THOMAS – SR. – WR

Senior Bowl Watch List

ERROLL THOMPSON – JR. – LB

Bednarik Award Watch List

Butkus Award Watch List

Nagurski Trophy Watch List

Preseason First Team All-SEC (Media, Coaches, PFF, Athlon Sports)

Preseason Third Team All-SEC (Phil Steele)

DARRYL WILLIAMS – SR. – C

Senior CLASS Award Candidate

Rimington Trophy Watch List

Outland Trophy Watch List

Senior Bowl Watch List

Preseason Second Team All-American (Lindy's Sports)

Preseason All-SEC Honorable Mention (PFF)

Preseason Second Team All-SEC (Media, Coaches, Phil Steele)

Preseason Third Team All-SEC (Athlon Sports)

SEC Co-Offensive Lineman of the Week (vs. Southern Miss)

STAFF PLAYERS OF THE WEEK

AT LOUISIANA (AUG. 31)

Offense: RB Kylin Hill

Defense: CB Cameron Dantzler

Special Teams: P Tucker Day

Scout Team for Defense: QB Jalen Mayden

Scout Team for Offense: LB Nick Jarrett

Scout Team for Special Teams: S Cody Swanson

Student-Athletes: WR Quinton Torbor/Cody Swanson

SOUTHERN MISS (SEPT. 9)

Offense: RB Kylin Hill

Defense: DE Marquiss Spencer

Special Teams: WR JaVonta Payton

Scout Team for Defense: RB Robert Rivers

Scout Team for Offense: LB Willie Gay Jr.

Scout Team for Special Teams: S Somon Anderson

Student-Athletes: WR Isaiah Zuber/S Fred Peters

KENTUCKY (SEPT. 21)

Offense: RB Kylin Hill/QB Garrett Shrader

Defense: LB Erroll Thompson

Special Teams: P Tucker Day

Scout Team for Defense: WR Vincent Taylor

Scout Team for Offense: LB Jack Harris/CB Jaylon Reed

Scout Team for Special Teams: S Shawn Preston Jr.

Student-Athletes: DE Fletcher Adams/OL Cordavien Suggs

TOP 25 RANKINGS/ GAME-BY-GAME INFO

ASSOCIATED PRESS POLL (WEEK 9)

RK.	TEAM	REC.	POINTS
1.	Alabama (24)	7-0	1486
2.	LSU (16)	7-0	1462
3.	Ohio State (13)	7-0	1429
4.	Clemson (9)	7-0	1408
5.	Oklahoma	7-0	1343
6.	Penn State	7-0	1224
7.	Florida	7-1	1138
8.	Notre Dame	5-1	1058
9.	Auburn	6-1	1054
10.	Georgia	6-1	1031
11.	Oregon	6-1	979
12.	Utah	6-1	852
13.	Wisconsin	6-1	767
14.	Baylor	7-0	732
15.	Texas	5-2	627
16.	SMU	7-0	587
17.	Minnesota	7-0	577
18.	Cincinnati	6-1	468
19.	Michigan	5-2	440
20.	Iowa	5-2	347
21.	Appalachian State	6-0	286
22.	Boise State	6-1	225
23.	Iowa State	5-2	185
24.	Arizona State	5-2	134
25.	Wake Forest	6-1	118

Others receiving votes: Memphis 87, Virginia 29, San Diego State 17, Pittsburgh 17, Washington 15, Navy 9, Texas A&M 6, Missouri 4, UCF 3, USC 3, Louisiana Tech 2, Tulane 1

COACHES POLL (WEEK 9)

RK.	TEAM	REC.	POINTS
1.	Alabama	7-0	1602
2.	Clemson	7-0	1511
3.	LSU	7-0	1486
4.	Ohio State	7-0	1461
5.	Oklahoma	7-0	1408
6.	Penn State	7-0	1283
7.	Notre Dame	5-1	1160
8.	Florida	7-1	1151
9.	Georgia	6-1	1099
10.	Auburn	6-1	1071
11.	Oregon	6-1	1011
12.	Utah	6-1	858
13.	Wisconsin	6-1	824
14.	Baylor	7-0	730
15.	Texas	5-2	722
16.	Minnesota	7-0	631
17.	SMU	7-0	609
18.	Cincinnati	6-1	461
19.	Iowa	5-2	373
20.	Michigan	5-2	369
21.	Boise State	6-1	308
22.	Appalachian State	6-0	300
23.	Wake Forest	6-1	181
24.	Arizona State	5-2	131
25.	Memphis	6-1	101

Others Receiving Votes: Wake Forest 87, Tulane 76, Virginia 35, Memphis 30, California 21, Iowa State 19, San Diego State 18, Navy 17, Texas A&M 14, Louisiana Tech 6, Duke 5, UCF 4, Pittsburgh 3, South Carolina 3.

CFP RANKINGS

RK.	TEAM	REC.
1.		
2.		
3.		
4.		
5.		
6.		
7.		
8.		
9.		
10.		
11.		
12.		
13.		
14.		
15.		
16.		
17.		
18.		
19.		
20.		
21.		
22.		
23.		
24.		
25.		

First CFP Rankings will be unveiled on Tuesday, Nov. 5 at 8 p.m. CT

MISSISSIPPI STATE GAME-BY-GAME NOTABLES

Opponent	Time (CT)	TV	Location	Length	Won Coin Toss	Defer/Receive	Helmet/Jerseys/Pants	Attendance
at Louisiana	11:01 a.m.	ESPNU	New Orleans, La.	3:37	Louisiana	Defer	White/White/White	22,440
Southern Miss	2:32 p.m.	ESPNU	Starkville	3:08	MSU	Defer	White/Maroon/White	55,143
Kansas State	11:02 a.m.	ESPN	Starkville	3:29	Kansas State	Defer	Maroon/Maroon/Gray	54,522
Kentucky	3:01 p.m.	SECN	Starkville	3:19	MSU	Defer	White/Maroon/White	54,556
at Auburn	6:10 p.m.	ESPN	Auburn, Ala.	3:30	Auburn	Defer	Maroon/White/Maroon	87,451
at Tennessee	12:03 p.m.	SECN	Knoxville, Tenn.	2:56	Tennessee	Defer	White/White/White	85,462
LSU	2:39 p.m.	CBS	Starkville	3:17	LSU	Defer	White/Maroon/Maroon	59,282
at Texas A&M								
at Arkansas								
Alabama								
Abilene Christian								
Ole Miss								

TRENDS / TOP GAMES / MSU IN NFL

MSU TRENDS / RECORD WHEN

	2019	Moorhead	Streak
August	1-0	1-0	W1
September	2-2	5-4	L1
October	0-2	2-3	L2
November	0-0	3-1	W2
December-January	0-0	0-1	L1

MSU's Conference Record...

at home	1-1	4-2	L1
on the road	0-2	1-5	L2

MSU's Non-Conference Record...

at home	1-1	4-1	L1
on the road	1-0	2-0	W3
neutral	0-0	0-1	L1

MSU vs. Ranked Opponents...

overall	0-2	2-4	L3
at home	0-1	2-1	L1
on the road	0-1	0-3	L9
neutral	0-0	0-0	L3
vs. Top 10	0-1	1-4	L5

MSU's Record in Games...

decided by 7 pts or less	0-1	0-3	L3
decided by 3 pts or less	0-0	0-0	L1
Road during the day	1-1	2-2	L1
Road at night	0-1	1-3	L1
Home during the day	2-2	3-2	L1
Home at night	0-0	5-1	W3

MSU's Record When Scoring...

less than 21 points	0-2	0-6	L8
21 or more points	3-2	11-3	L1
24 or more points	3-1	10-1	W1
30 or more points	2-0	8-0	W17

MSU's Record When Allowing...

less than 21 points	2-1	10-3	L1
21 or more points	1-1	6-4	L1
24 or more points	1-2	1-5	L2
30 or more points	0-2	0-2	L2

MSU's Record When...

MSU scores first	3-0	9-3	W3
Opponent scores first	0-1	2-5	L5
Leading after the 1st qtr	2-0	8-2	W2
Trailing after the 1st qtr	0-3	0-5	L6
Leading at halftime	3-0	10-1	W7
Trailing at halftime	0-3	1-6	L5
Leading after the 3rd qtr	3-1	11-1	W1
Trailing after the 3rd qtr	0-3	0-6	L6

MSU's Record With...

less than 300 yards	0-1	0-5	L9
400+ yards total offense	2-0	9-0	W10
500+ yards total offense	0-0	4-0	W4
600+ yards total offense	0-0	2-0	W5
less than 100 yards rush	0-0	0-2	L5
100+ yards rushing	3-4	11-7	L3
150+ yards rushing	3-1	10-3	W1
200+ yards rushing	3-1	10-2	W1
250+ yards rushing	1-0	7-0	W8
less than 200 yards pass	2-2	6-7	L1
300+ yards passing	0-0	1-0	W1
350+ yards passing	0-0	1-0	W6
400+ yards passing	0-0	0-0	W2
450+ yards passing	0-0	0-0	W1

TOP GAMES

200-YARD PASSING GAMES

Garrett Shrader, Fr., QB (2)

238, LSU, 2019
209, at Auburn, 2019

Tommy Stevens, Sr., QB (1)

236, at Louisiana, 2019

Keytaon Thompson, Jr., QB (1)

364, Stephen F. Austin, 2018

100-YARD RUSHING GAMES

Kylin Hill, Jr., RB (7)

211, at Kansas State, 2018
197, at Louisiana, 2019
126, Auburn, 2018
123, Southern Miss, 2019
120, Kentucky, 2019
111, Kansas State, 2019
108, at Ole Miss, 2018

Keytaon Thompson, Jr., QB (3)

147, Louisville, 2017
121, Ole Miss, 2017
109, Stephen F. Austin, 2018

Garrett Shrader, Fr., QB (1)

125, Kentucky, 2019

100-YARD RECEIVING GAMES

Stephen Guidry, Sr., WR (1)

130, Texas A&M, 2018

Osirus Mitchell, Jr., WR (1)

114, Stephen F. Austin, 2018

BULLDOGS IN THE NFL

Name	at MSU	Team	Year	Pos.
Johnathan Abram - IR	2017-18	Oakland	R	S
Johnathan Abram - IR	2017-18	Oakland	R	S
Denico Autry	2012-13	Indianapolis	6	DT/DE
Hunter Bradley	2012-17	Green Bay	2	LS
Fred Brown	2014-15	Denver	1	WR
Richie Brown - IR	2012-16	Atlanta	1	LB
Deion Calhoun	2014-18	Miami	R	OG
Taveze Calhoun - IR	2011-15	Atlanta	1	CB
Logan Cooke	2014-17	Jacksonville	2	P
Fletcher Cox*^	2009-11	Philadelphia	8	DT
J.T. Gray	2014-17	New Orleans	2	DB
Gerri Green - #	2014-18	Indianapolis	R	LB
Braxton Hoyett - #	2014-18	Kansas City	R	DT
Gabe Jackson*	2009-13	Oakland	6	OG
Elgton Jenkins	2014-18	Green Bay	R	OG
Justin Johnson - IR	2015-18	Seattle	R	TE
Malcolm Johnson - IR	2010-14	Green Bay	3	FB
Chris Jones*	2013-15	Kansas City	4	DT
Kyle Love	2006-09	Carolina	8	DT
Benardrick McKinney*^	2011-14	Houston	5	LB
Mark McLaurin - IR	2015-18	New York	R	LB
Pernell McPhee - IR	2009-10	Baltimore	9	LB
Dak Prescott*^	2011-15	Dallas	4	QB
Martinas Rankin	2015-17	Kansas City	2	OT
Will Redmond	2012-15	Green Bay	4	S
Jeffery Simmons	2016-18	Tennessee	R	DL
Darius Slay*^	2011-12	Detroit Lions	7	CB
Preston Smith*	2011-14	Green Bay	5	LB
Montez Sweat	2017-18	Washington	R	R
Jordan Thomas - IR	2016-17	Houston	2	TE
K.J. Wright*	2007-10	Seattle	9	LB

* - 2018 Regular Starter

^ - 2018 Pro Bowl Selection

IR - Injured Reserved

- Practice Squad

FROM STATE
TO SUNDAYS

INSIDE THE SERIES VS. TEXAS A&M

SERIES SUPERLATIVES VS. TEXAS A&M

Most points scored by Mississippi State: 48 (2014)
Most points scored by Texas A&M: 51 (2013)
Largest margin of victory by Mississippi State: 35-14 (2017)
Largest margin of victory by Texas A&M: 41-7 (1912)
Longest winning streak by Mississippi State: 3 (2016-18)
Longest winning streak by Texas A&M: 2 (2012-13)
Last win by Mississippi State: 28-13 (2018)
Last win by Texas A&M: 30-17 (2015)
Current winning streak: 3, Mississippi State (2016-18)

TOP PERFORMANCES VS. TEXAS A&M

INDIVIDUAL 100-YARD RUSHING GAMES (6)

Yds.	Player	Date	Att.
182	Nick Fitzgerald	11-5-2016	20
154	Dak Prescott	11-9-2013	16
143	Dontae Walker	12-31-2000	16
140	Aeris Williams	11-5-2016	24
107	Josh Robinson	10-4-2014	17
105	Nick Fitzgerald	10-28-2017	18

INDIVIDUAL 100-YARD RECEIVING GAMES (2)

Yds.	Player	Date	Att.
130	Stephen Guidry	10-27-2018	3
103	Fred Ross	10-3-2015	11

SERIES HISTORY VS. TEXAS A&M

MSU LEADS, 7-5

11/28/1912:	TA&M, 41-7	at Houston, Texas
11/1/1913:	MSU, 6-0	at College Station
11/25/1915:	MSU, 7-0	at Dallas, Texas
10/9/1937:	TA&M, 14-0	at Tyler, Texas
12/31/2000:	MSU, 43-41 (OT)	at Shreveport, La.
11/3/2012:	TA&M, 38-13	at Starkville
11/9/2013:	TA&M, 51-41	at College Station
10/4/2014:	MSU, 48-31	at Starkville
10/3/2015:	TA&M, 30-17	at College Station
11/5/2016:	MSU, 35-28	at Starkville
10/28/2017:	MSU, 35-14	at College Station
10/27/2018:	MSU, 28-13	at Starkville

at Starkville: MSU, 3-1
at College Station: Tied, 2-2
at Neutral Sites: Tied, 2-2

SERIES NOTABLES

MSU and Texas A&M are meeting for the 13th time and the seventh time as both members of the SEC ... The Bulldogs lead the series, 7-5 on the field, and have won the last three meetings and four out of the last five ... State's last three victories were by unranked Bulldog teams defeating ranked Texas A&M teams ... MSU has won just twice in College Station (2017 and 1913) ... The Bulldogs have scored at least 35 points in three out of the last five meetings ... In the last meeting in College Station, MSU jumped on No. 24 Texas A&M early and often en route to a 35-14 win at Kyle Field, in what was the largest margin of victory over a ranked team on the road for the Bulldogs since 1942. Nick Fitzgerald accounted for 246 yards of total offense and three touchdowns, and he went over 100 yards rushing ... Arguably, the most famous game between the two occurred in the 2000 Independence Bowl in Shreveport, Louisiana, during a rare snowstorm in the area ... The "Snow Bowl" saw Texas A&M build a 14-0 lead in the first quarter but MSU eventually won 43-41 ... 566 miles separate the two campuses ... The two teams will meet on Oct. 3 next season in Starkville.

2019 TEAM COMPARISONS

Statistic	MISSISSIPPI STATE			TEXAS A&M		
	Value	FBS	SEC	Value	FBS	SEC
3rd Down Conversion Pct	0.359	98	11	0.400	59	8
3rd Down Conversion Pct Defense	0.338	33	7	0.330	28	5
4th Down Conversion Pct	0.286	123	13	0.800	7	1
4th Down Conversion Pct Defense	0.375	29	8	0.800	124	14
Blocked Kicks	-	-	-	3	5	1
Blocked Kicks Allowed	0	1	1	1	59	9
Blocked Punts	-	-	-	-	-	-
Blocked Punts Allowed	0	1	1	1	92	12
Completion Percentage	0.600	71	7	0.612	59	6
Defensive TDs	1	31	5	1	31	5
Fewest Penalties	45	67	6	45	67	6
Fewest Penalties Per Game	6.43	68	7	6.43	68	7
Fewest Penalty Yards	372	51	2	396	69	6
Fewest Penalty Yards Per Game	53.14	49	3	56.57	69	7
First Downs Defense	142	66	9	139	55	8
First Downs Offense	155	46	8	166	30	6
Fumbles Lost	7	104	11	6	86	8
Fumbles Recovered	10	3	1	2	112	14
Kickoff Return Defense	21.65	83	10	25.00	117	13
Kickoff Returns	17.80	113	11	20.00	76	7
Net Punting	37.50	82	10	37.67	76	8
Passes Had Intercepted	8	102	12	6	72	10
Passes Intercepted	6	50	9	8	21	4
Passing Offense	191.9	106	13	271.4	35	4
Passing Yards Allowed	244.4	86	11	200.7	38	6
Passing Yards per Completion	12.79	49	6	11.38	99	12
Punt Return Defense	10.91	102	9	19.85	126	13
Punt Returns	7.43	67	12	13.60	19	7
Red Zone Defense	0.759	26	7	0.750	23	6
Red Zone Offense	0.826	70	7	0.848	55	3
Rushing Defense	152.3	63	10	135.3	44	8
Rushing Offense	179.1	51	7	136.7	95	12
Sacks Allowed	2.86	106	14	2.71	102	13
Scoring Defense	28.4	76	12	21.9	40	7
Scoring Offense	24.9	92	10	30.9	52	7
Tackles for Loss Allowed	5.43	52	8	5.14	39	6
Team Passing Efficiency	132.29	73	8	133.37	70	7
Team Passing Efficiency Defense	144.74	97	12	113.81	22	4
Team Sacks	1.86	81	11	1.71	90	13
Team Tackles for Loss	5.0	100	13	6.9	35	3
Time of Possession	32:04	25	3	32:52	16	2
Total Defense	396.7	70	11	336.0	32	7
Total Offense	371.0	94	11	408.1	64	8
Turnover Margin	0.14	54	7	-0.29	84	13
Turnovers Gained	16	7	2	10	64	11
Turnovers Lost	15	116	13	12	90	8

INSIDE THE SERIES VS. TEXAS A&M

LAST GAME VS. TEXAS A&M

#16/17 Texas A&M 13 MSU 28

Oct. 28, 2018
Davis Wade Stadium
Starkville, Miss.
57,085

Mississippi State

RUSHING	Att.	Gain	Lost	Net	TD	Long	Avg.
Nick Fitzgerald	16	116	28	88	2	76	5.5
Aeris Williams	9	41	6	35	0	17	3.9
Nick Gibson	4	22	0	22	0	8	5.5
Keytaon Thompson	1	1	0	1	0	1	1.0

PASSING	Com	Att	Int	Yds	TD	Long	Sacks
Nick Fitzgerald	14	22	0	241	2	84	3

RECEIVING	No.	Yds.	TD	Long
Osirus Mitchell	6	96	1	38
Stephen Guidry	3	130	1	84
Dedrick Thomas	2	4	0	4
Jesse Jackson	2	1	0	3
Aeris Williams	1	10	0	10

PUNTING	No.	Yds.	Avg.	Long	I20	TB
Tucker Day	3	109	36.3	41	1	0
Kody Schexnayder	1	38	38.0	38	0	0

FIELD GOALS	Att.	Made	Long	KICKS
none				

ALL RETURNS	No.	Yds.	Lg.	No.	Yds.	Lg.	No.	Yds.	Lg.
Dedrick Thomas	1	-1	0	0	0	0	0	0	0
Erroll Thompson	0	0	0	0	0	0	1	0	0

Texas A&M

RUSHING	Att.	Gain	Lost	Net	TD	Long	Avg.
Jashaun Corbin	3	33	0	33	0	28	11.0
Trayveon Williams	10	30	4	26	0	12	2.6
Kellen Mond	9	31	29	2	0	8	0.2

PASSING	Com	Att	Int	Yds	TD	Long	Sacks
Kellen Mond	23	46	1	232	1	38	3

RECEIVING	No.	Yds.	TD	Long
Quartney Davis	6	59	1	34
Hezekiah Jones	5	51	0	18
Trayveon Williams	4	45	0	38
Camron Buckley	3	30	0	12
Jashaun Corbin	2	13	0	11
Jace Sternberger	2	13	0	8
Kendrick Rogers	1	21	0	21

PUNTING	No.	Yds.	Avg.	Long	I20	TB
Braden Mann	4	155	38.8	54	1	0

FIELD GOALS	Att.	Made	Long	KICKS
Seth Small	3	2	41	49 missed; 34 made; 41 made

ALL RETURNS	No.	Yds.	Lg.	No.	Yds.	Lg.	No.	Yds.	Lg.
Jashaun Corbin	0	0	0	3	50	21	0	0	0
Roshauud Paul	1	33	33	0	0	0	0	0	0

Pass Game Emerges In 28-13 Win Over No. 16 Texas A&M at Home

Nick Fitzgerald accounted for 329 yards of total offense and four touchdowns, including a career-long, game-clinching 76-yard TD run with 2:17 to play, as Mississippi State knocked off No. 16 Texas A&M, 28-13, on Saturday night in Davis Wade Stadium. Fitzgerald threw for a season-best 241 yards on 14-of-22 passing and two scores. He put the Bulldogs on the board early as **Stephen Guidry** started his big night with an over-the-shoulder 25-yard grab in the corner of the endzone. The Aggies responded with 10 unanswered points to take a 10-7 lead into the locker room, but MSU responded on its first possession of the second half. State went 75 yards on seven plays, culminating with a beautiful 38-yard touchdown catch from **Osirus Mitchell** to put the Bulldogs back in front 14-10. After A&M converted a field goal, Fitzgerald provided two fourth-quarter rushing touchdowns. One of the many explosive plays of the night and facing the best third-down defense in the nation, Fitzgerald escaped a 3rd-and-21 to find Guidry for an 84-yard pass down to the Texas A&M 2-yard line. It was the fourth-longest pass in Bulldog history. Three plays later, Fitzgerald plunged into the endzone from 1-yard out. The Aggies began a potential game-tying drive that stalled when Kellen Mond was intercepted by **Erroll Thompson** in the endzone with 2:36 to play in the game. Two plays later, Fitzgerald put the finishing touches on the victory with his career-long 76-yard touchdown run. **Johnathan Abram** finished with nine tackles, while **Jaquarius Landreus** tallied the best game of his career with seven tackles, two sacks, 2.5 tackles for loss and three pass breakups. Fitzgerald finished 3-0 in his career as a starter vs. A&M.

Texas A&M	0	10	3	0	- 13
Mississippi State	7	0	7	14	- 28

1st	07:19	MSU	Stephen Guidry 25 yd pass from Nick Fitzgerald (Jace Christmann kick)
2nd	04:42	TAMU	Seth Small 34 yd field goal
	00:14	TAMU	Quartney Davis 34 yd pass from Kellen Mond (Seth Small kick)
3rd	11:17	MSU	Osirus Mitchell 38 yd pass from Nick Fitzgerald (Jace Christmann kick)
	01:41	TAMU	Seth Small 41 yd field goal
4th	13:53	MSU	Nick Fitzgerald 1 yd run (Jace Christmann kick)
	02:17	MSU	Nick Fitzgerald 76 yd run (Jace Christmann kick)

TEAM STATS

	TAMU	MSU
FIRST DOWNS	19	15
Rushing	4	7
Passing	10	7
Penalty	5	1
NET YARDS RUSHING	61	143
Rushing Attempts	22	31
Average Per Rush	2.8	4.6
NET YARDS PASSING	232	241
Completions-Attempts-Int	23-46-1	14-22-0
Average Per Attempt	5.0	11.0
Average Per Completion	10.1	17.2
TOTAL OFFENSE YARDS	293	384
Total offense plays	68	53
Average Gain Per Play	4.3	7.2
Fumbles: Number-Lost	0-0	0-0
Penalties: Number-Yards	7-40	10-95
PUNTS-YARDS	4-155	4-147
KICKOFFS-YARDS	4-260	5-310
Punt returns: Number-Yards-TD	1-33-0	1--1-0
Kickoff returns: Number-Yds-TD	3-50-0	0-0-0
Interceptions: Number-Yds-TD	0-0-0	1-0-0
Fumble Returns: Number-Yds-TD	0-0-0	0-0-0
Possession Time	32:52	27:08
Third-Down Conversions	4 of 14	7 of 12
Fourth-Down Conversions	0 of 2	0 of 1
Red-Zone Scores-Chances	2-3	1-1
Sacks By: Number-Yards	3-26	3-29
PAT Kicks	1-1	4-4

QUICK HITS: OFFENSE/DEFENSE/SPECIAL TEAMS

OFFENSE QUICK HITS

- Generated 400+ yards of total offense for the ninth time under **Joe Moorhead** in the SEC opener vs. Kentucky and improved to 9-0 in such games. MSU has totaled 400+ yards of offense twice in five games this season
- MSU (4), Georgia (4), Auburn (4) and Ole Miss (6) are the only teams in the SEC that have rushed for 200+ yards in four or more games this season
- Averaging 201.4 rushing yards per game over the last two seasons (3rd in SEC)
- Scored first three times this season (at Louisiana, vs. Southern Miss and vs. Kentucky) and 9-3 under **Joe Moorhead** (3-0 this year) when doing so
- Scored 30+ points eight times under **Joe Moorhead**, (twice this season) and 8-0 when hitting that mark
- RB **Kylin Hill** and South Carolina's Kevin Harris are the only players in the SEC this year who have rushed for 120+ yards and three touchdowns in a single game. Hill did it in the fourth game of the season vs. Kentucky
- 4.57 points/red zone drive this season (4th in SEC)
- Scored a touchdown in the red zone 69.57 percent of trips this season (4th in SEC)
- 52.17 percent of red zone TD have been rushing (2nd in SEC)
- 34.12 percent of offensive drives have lasted 3+ minutes this season (4th in SEC)
- Rushed for a touchdown in six different games this season and have multiple rushing scores in four games.
- Logged 155 first downs through the first seven games, 14 more than this point last season.
- Of the 155 first downs, 69 have been rushing (6th in SEC), 71 passing and 15 by penalty.
- MSU's 21 first-half points in the SEC opener vs. Kentucky were its most against an SEC opponent since scoring 21 points against Ole Miss in 2018 and 27 points against Ole Miss in 2016.
- 15 different players have caught at least one pass this season, while 11 have multiple receptions.
- WR **Osirus Mitchell** has caught four of State's nine receiving touchdowns this season.
- Four different players have caught a TD in 2019

- WR **Dedrick Thomas** has been money on third down with each of his four third down catches converting a first down
- Eight different Bulldogs have at least one 20+ yard reception. WR **Osirus Mitchell** leads with way with five, WR **Dedrick Thomas** is next with three, WR **Isaiah Zuber** and WR **Austin Williams** each have two, and TE **Farrod Green**, WR **JaVonta Payton**, WR **Malik Dear** and RB **Nick Gibson**
- All three of WR **Dedrick Thomas'** 20+ yard receptions have come from QB **Garrett Shrader**, including two in the SEC opener vs. Kentucky
- Recorded 26 plays of 20+ yards from scrimmage this season, and 16 have come in the last four games
- Scored a touchdown on all 8 of 9 drives with at least one 20+ yard rush this season
- Totaled 27 scoring drives (22 TD) this season
- Put together 26 drives this year with at least three first downs and have scored a touchdown on 15 of them
- Totaled 118 plays of 10+ yards this season from scrimmage, including 54 rushes of 10+ yards (leads SEC)
- Recorded six TDs of 20+ yards from scrimmage this season. WR **Osirus Mitchell** is responsible for four of those (receiving) and WR **Stephen Guidry** and RB **Lee Witherspoon** (rushing) own the others with one each
- Third in the SEC in average time of possession in 2019 (32:04.00)

DEFENSE QUICK HITS

- LB **Erroll Thompson** is State's leading tackler (51)
- Five Bulldogs have recorded 30+ tackles in 2019
- Allowed 30+ points just three times over its last 20 contests (each this season) dating back to 2018 (31 by Kansas State, 56 by No. 7 Auburn and 36 by No. 2 LSU)
- State allowed a 100-yard rusher in the Kentucky game this season for the first time in 12 games dating back to the 2018 season.
- Has not allowed a rush of more than 31 yards this season. State has allowed just eight 20+ yard runs.
- MSU, Alabama and Georgia are the only SEC schools that haven't allowed a 40+ yard rush in 2019.
- Surrendered just four total plays of 40+ yards from scrimmage (T-3rd in SEC).

- Racked up 78.0 tackles for loss in its last 11 games dating back to last season
- Recorded at least one sack in 29 straight games dating back to last season
- Forced an interception in five of seven games this season and multiple picks in two games
- LB **Willie Gay Jr.** returned an interception 52 yards for a touchdown on the game-opening drive vs. Kentucky in the SEC opener. It was MSU's first defensive TD since 2017 against UMass (J.T. Gray, returned an interception 58 yards for a score).
- 17 different Bulldogs have recorded at least 0.5 tackle for loss so far this season
- S **Brian Cole II** leads MSU in tackles for loss (7.0) and DE **Chauncey Rivers** leads in sacks (2.0)
- True freshman DT **Nathan Pickering** logged the first sack of his career last week vs. No. 7 LSU
- CB **Cameron Dantzler** leads MSU in pass breakups with six and leads the Bulldogs in total passes defended with eight (6 PBU + 2 INT)
- DE **Chauncey Rivers** and DE **Marquiss Spencer** lead MSU in total pressures this season (13)

SPECIAL TEAMS QUICK HITS

- P **Tucker Day** has a 43.7 punting average (7th in SEC). His longest punt of the season is 70 yards, while six total punts have gone 50+ yards
- K **Jace Christmann** converted a career-long 51-yard field goal attempt in the second quarter at Tennessee on Oct. 12. It was the first 50+ yard field goal made by an MSU player since 2002 (53 yards by Brent Smith vs. Tennessee)
- K **Jace Christmann**, a Houston native who returns to his home state this weekend, is 99-of-100 on PATs for his career. With one more made PAT, Christmann will become just the second Bulldog in school history to make 100 or more PATs, joining school-record holder Westin Graves (2014-16). Christmann is five shy of tying Graves' school record of 104.

NOTEBOOK

BULLDOGS HAVE WON THREE STRAIGHT AGAINST AGGIES

MSU will look to make it four straight wins over Texas A&M on Saturday. Each of the Bulldogs' last two wins over the Aggies have been by double-digits. State has outscored Texas A&M 98-55 in the last three meetings. MSU's 35-14 win over the Aggies in 2017 was its first in three meetings in College Station. The Bulldogs have won four of the last five meetings in the all-time series.

OCTOBER TRAVELS

Last Saturday's game against LSU was the only home game of the month for MSU, which plays its other two contests on the road and has an open date. The last time the Bulldogs played only one home game during the month of October was 2011. The Bulldogs will wait 28 days between home games. Following the LSU game last week, MSU will go another 28 days before playing its next home game, which is Alabama on Nov. 16.

12 GRADUATES ON MSU'S ROSTER

Name	Pos.	Degree
Lee Autry	DT	Interdisciplinary Studies
Brian Cole II	S	Interdisciplinary Studies
Malik Dear	WR	Kinesiology
Jaquarius Landreus	S	Interdisciplinary Studies
Alec Murphy	RB	Marketing
Chauncey Rivers	DE	Interdisciplinary Studies
Tommy Stevens	QB	Telecommunications ^
Michael Story	OL	Kinesiology
Dedrick Thomas	WR	Psychology
Tim Washington	LB	Industrial Technology
Evans Wilkerson	OL	Accounting
Isaiah Zuber	WR	Sociology/Criminology +

^ - degree earned at Penn State

+ - degree earned at Kansas State



120TH SEASON IN PROGRAM HISTORY

The 2019 season serves as the 120th season of Mississippi State football. Head coach **Joe Moorhead**, the 2016 and 2017 National Offensive Coordinator of the Year, is the 33rd head football coach in school history. Moorhead spearheaded the Bulldogs to a No. 25 Coaches poll final ranking and a No. 18 ranking in the 2018 College Football Playoff, representing the program's second-highest CFP finish ever. Moorhead has also produced back-to-back Top 25 recruiting classes.

NINE STRAIGHT BOWL APPEARANCES

Mississippi State is on a school-record streak of nine consecutive bowl appearances, joining Alabama, Georgia, LSU and Texas A&M as the only SEC schools to go to a bowl game every season this decade. The Bulldogs appeared in their first-ever Outback Bowl, the program's highest bowl game since the 2014 Orange Bowl.

FROM STATE TO SUNDAYS

Bulldogs continue to dominate NFL rosters in 2019 with over 30 players on active or practice squads. Five current active Bulldogs have been selected to the Pro Bowl during their careers, including Dallas Cowboys starting quarterback Dak Prescott, Philadelphia Eagles defensive tackle Fletcher Cox, Houston Texans linebacker Benardrick McKinney, Detroit Lions cornerback Darius Slay and Seattle Seahawks linebacker K.J. Wright. In the spring of 2019, a school-record eight Bulldogs were invited to the NFL Combine. In April, three MSU players were called in the first round of the 2019 NFL Draft – a first in program history – as Jeffery Simmons (No. 19 – Tennessee), Montez Sweat (No. 26 – Washington) and Johnathan Abram (No. 27 – Oakland) were all selected.

NEW FACES ON COACHING STAFF IN 2019

Joe Moorhead continues to serve as the offensive playcaller. Moorhead is joined by three new coaches on offense – **Tony Hughes** (associate head coach/tight ends), **Terry Richardson** (assistant head coach/run game coordinator/running backs) and **Michael Johnson** (wide receivers). There are two new coaches on defense – **Deke Adams** (defensive line) and **Chris Marve** (defensive run game coordinator/linebackers). Defensively, MSU has continuity at the playcaller position for the first time since 2014 as 2018 Broyles Award finalist and national defensive coordinator of the year **Bob Shoop** enters his second year with the program. Shoop's unit was the best in college football last season, allowing the fewest yards per game (263.1) and fewest yards per play (4.13).

FIVE TEAM CAPTAINS

The five 2019 team captains are safety **Brian Cole II**, punter **Kody Schexnayder**, quarterback **Tommy Stevens**, linebacker **Erroll Thompson** and center **Darryl Williams**. The captains are selected in a vote entirely by their teammates. Thompson and Williams were tabbed captains following MSU's spring game on April 13. Cole, Schexnayder and Stevens were revealed on Aug. 25 following a vote during preseason camp.

LEADERSHIP COUNCIL

MSU's 2019 Leadership Council is made up of 12 players selected by a team vote, which includes the five captains. The leadership council includes six seniors: **Brian Cole II**, **Farrod Green**, **Leo Lewis**, **Kody Schexnayder**, **Tommy Stevens** and **Darryl Williams**; two juniors: **C.J. Morgan** and **Erroll Thompson**; one sophomore: **Austin Williams**; two redshirt freshmen: **Aaron Brule** and **Fabien Lovett**; and one true freshman: **De'Monte Russell**.

MOORHEAD QUICKEST TO 10 ON-FIELD WINS SINCE 1954-55

With the Sept. 7 victory over Southern Miss, **Joe Moorhead** became the quickest MSU head coach to 10 on-field victories since College Football Hall of Famer Darrell Royal did it in 15 games from 1954-55. Moorhead also did it in 15 games. Royal departed for the University of Washington the following season before going on to Texas. Allyn McKeen, another College Football Hall of Famer, is the quickest MSU coach to 10 wins having done it in 12 games from 1939-40.

Quickest MSU Coaches to 10 Wins

Coach	# of Games	Years
Allyn McKeen*	12	1939-40
Ralph Sasse	13	1935-36
Sid Robinson	13	1917-19
Joe Moorhead	15	2018-19
Darrell Royal*	15	1954-55
E.C. Hayes	15	1914-15
W.D. Chadwick	15	1909-10

* - denotes College Football Hall of Famer

WINS BY SEC TEAMS SINCE START OF 2014 SEASON

Playing in the difficult SEC West, the Bulldogs have won the sixth-most games (45) in the entire SEC since the start of the 2014 season, a year MSU was ranked No. 1 in the nation for five weeks.

Rank	School	Wins	P5 Wins	Non-P5 Wins
1.	Alabama	74	57	12
2.	Georgia	58	42	10
3.	LSU	51	35	11
4.	Auburn	47	29	13
5.	Florida	47	33	9
6.	Mississippi State	45	25	15
7.	Texas A&M	44	26	12
8.	Missouri	40	23	11
9.	Mississippi	38	21	11
10.	Kentucky	37	21	11
11.	Tennessee	36	20	10
12.	South Carolina	35	22	8
13.	Arkansas	30	15	9
14.	Vanderbilt	26	11	10

14 BULLDOGS HAVE MADE THEIR FIRST CAREER START IN 2019

Bulldogs making their first career start this season (14 – 8 offense, 6 defense): DE **Chauncey Rivers** (at Louisiana), DT **Jaden Crumedy** (at Louisiana), DT **Fabien Lovett** (at Louisiana), DE **Marquiss Spencer** (at Louisiana); LT **Tyre Phillips** (at Louisiana), LG **Dareuan Parker** (at Louisiana), WR **Cameron Gardner** (at Louisiana), QB **Tommy Stevens** (at Louisiana), LG **Tommy Champion** (Southern Miss), CB **Tyler Williams** (Kansas State), QB **Garrett Shrader** (Kentucky), WR **Isaiah Zuber** (Kentucky), TE **Geor'quarius Spivey** (Kentucky) and CB **Martin Emerson** (LSU).

16 BULLDOGS HAVE MADE THEIR FIRST APPEARANCE IN 2019

Bulldogs making their first career appearances this season (16): CB **Martin Emerson Jr.** (at Louisiana), CB **Jarrian Jones** (at Louisiana), WR **JaVonta Payton** (at Louisiana), QB **Tommy Stevens** (at Louisiana), WR **Isaiah Zuber** (at Louisiana), S **Collin Duncan** (at Louisiana), S **Aadreekis Conner** (at Louisiana), S **Fred Peters** (at Louisiana), OL **LaQuinston Sharp** (at Louisiana), LS **Paul Blackwell** (at Louisiana), DT **Nathan Pickering** (Southern Miss), QB **Garrett Shrader** (Southern Miss), DE **Demonte Russell** (Southern Miss), RB **Lee Witherspoon** (Southern Miss), CB **J.P. Purvis** (Southern Miss) and OL **Charles Cross** (Southern Miss).

WILLIAMS NAMED TO SENIOR CLASS AWARD

C **Darryl Williams** is one of 30 candidates for the prestigious Senior CLASS Award this season. Williams and Auburn's Derrick Brown are the candidates from the SEC. An acronym for Celebrating Loyalty and Achievement for Staying in School®, the Senior CLASS Award focuses on the total student-athlete and encourages students to use their platform in athletics to make a positive impact as leaders in their communities. Just 15 credit hours away from earning his undergraduate degree in human development and family sciences, Williams has maintained a 3.0 cumulative GPA and has been on the SEC Academic Honor Roll throughout his career.

FIRST FUMBLE BY AN MSU RUNNING BACK SINCE 2017

Prior to RB **Nick Gibson's** fumble lost in the second quarter (11:37) against LSU last week, MSU's running backs went 489 consecutive carries without a fumble, dating back to 2017.

- The previous fumble by an MSU running back came at Arkansas on Nov. 18, 2017 at 7:26 in the first quarter (**Nick Gibson** - lost the fumble as well).
- Gibson's fumble in 2017 snapped a previous streak of 504 consecutive carries and 44 consecutive quarters without a fumble on an offensive possession by any Bulldog at any position.
- **Kylin Hill** has never lost a fumble in 329 career carries.
- Hill has fumbled only once - 2017 at Texas A&M (recovered it).
- Prior to last week, Gibson had gone 46 consecutive carries since his last lost fumble.
- True freshman **Lee Witherspoon** has logged 12 carries this season without a fumble.

NOTING MSU'S RUN GAME

MSU has boasted one of the nation's top rushing attacks since the start of 2016.

- Logged 200+ yards in four games this year.
- Rushed for 200+ yards vs. Kentucky (4th game of 2019) for the 29th time since 2016.
- Topped 200 yards on the ground in 12 of 20 games under **Joe Moorhead**.
- Rushed for 200+ yards in eight games in 2016 and nine times in 2017.
- Under Moorhead, MSU is 10-2 when eclipsing the 200-yard mark on the ground.
- Second in the SEC (20th, FBS) in 2018 in rush yards/game (223.62) and second in the SEC (12th, FBS) in yards/carry (5.66).
- Eclipsed 250 rushing yards 21 times since 2016 (leads SEC with Georgia).
- 19-2 record since 2016 when rushing for 250+ yards.
- Six 250-yard rushing games in 2018 were the second-most in the SEC behind Georgia (8).

SEC LEADERS IN 200+ YARDS RUSHING GAMES SINCE 2018

Rank	School	200+ Yards Rush Games	Record When
1.	Georgia	14	14-0
2.	Mississippi State	12	10-2
T-3.	Missouri	11	9-2
T-3.	Ole Miss	11	7-4
5.	Florida	10	10-0
T-6.	Texas A&M	9	8-1
T-6.	Alabama	9	9-0
T-6.	Kentucky	9	9-0
9.	Auburn	8	8-0
10.	South Carolina	7	6-1
11.	LSU	6	5-1
12.	Arkansas	5	2-3
13.	Vanderbilt	4	2-2
14.	Tennessee	3	2-1

SAME GAME 100-YARD RUSHING GAMES SINCE 2016

Since 2016 (once this season), MSU has had multiple 100-yard rushers in the same game 10 times.

Opponent	Date	Yards Rushing
Kentucky	9/21/19	Garrett Shrader (125), Kylin Hill (120)
at Ole Miss	11/22/18	Nick Fitzgerald (117), Kylin Hill (108)
#8 Auburn	10/6/18	Nick Fitzgerald (195), Kylin Hill (126)
Louisiana	9/16/18	Nick Fitzgerald (107), Aeris Williams (101)
at Kansas State	9/8/18	Nick Fitzgerald (159), Kylin Hill (211)
UMass	11/4/17	Nick Fitzgerald (135), Aeris Williams (114)
BYU	10/14/17	Aeris Williams (114), Nick Fitzgerald (103)
at Louisiana Tech	9/9/17	Nick Fitzgerald (111), Aeris Williams (107)
at Ole Miss	11/26/16	Nick Fitzgerald (258), Aeris Williams (191)
#4 Texas A&M	11/5/16	Nick Fitzgerald (182), Aeris Williams (140)

TAKEAWAYS, TURNOVER MARGIN IN 2019

After ranking sixth in the SEC in total takeaways with 20 in 2018, "Hunting the Ball" was a major point of emphasis this past offseason for the Bulldogs' defense. State has racked up 16 takeaways in seven games this season (T-7th in FBS, 2nd in SEC).

- Eighth in the FBS in takeaways per game this season (2.3)
- Had eight takeaways through the first seven games last season compared to 16 this season
- Gained 10 fumbles in 2019 (T-most in SEC, T-3rd in FBS)
- Six takeaways have come against SEC teams (T-5th in SEC)
- Recorded multiple takeaways in five of seven games this season (1 vs. Kentucky, 0 vs. LSU).
- Gained at least one fumble in four of seven games this season (0 vs. LSU)
- Gained three fumbles three times (at Louisiana, vs. Kansas State, at Auburn).
- Picked off at least one pass in four of seven games this season.
- Logged multiple interceptions twice (vs. Southern Miss, at Tennessee).

HOLDING TEAMS TO FEWER THAN 200 YARDS RUSHING

Since the start of the 2018 season, MSU has held 18 of its 20 opponents below the 200-yard rushing mark, which is tied for the fourth most in the SEC during that stretch.

- Only twice has a team rushed for 200+ yards on the Bulldogs since 2019 - Kentucky (229 yards) on Sept. 22, 2018 and Auburn (217) on Sept. 28, 2019.
- Nine of those 17 opponents have been SEC teams (T-4th most in the SEC).

SEC LEADERS IN HOLDING TEAMS BELOW 200-YARDS RUSHING SINCE 2018

Rank	School	Opp. Below 200+ Rushing	Record When
1.	Georgia	20	17-3
2.	Alabama	19	18-1
T-3.	Texas A&M	18	11-7
T-3.	Mississippi State	18	11-7
5.	Auburn	17	13-4

Rank	School	SEC Opp. Below 200+ Rushing	Record When
T-1.	Alabama	12	12-0
T-1.	Georgia	12	10-2
T-3.	Mississippi State	10	5-5
T-3.	Texas A&M	10	5-5
T-5.	4 teams	9	-

TAKEAWAY STREAK ENDS AT 22 STRAIGHT GAMES

Dating back to the 2017 season at Arkansas on Nov. 18, MSU had recorded at least one takeaway in 22 straight games (longest active streak in the FBS) before State was unable to forced a takeaway last week vs. LSU. State compiled 43 total turnovers gained during that span.

MSU'S TAKEAWAYS DURING ITS 22-GAME STREAK

Date	Opponent	Takeaway
11/18/17	Arkansas	FF by Johnathan Abram (FR by Marquiss Spencer)
11/23/17	Ole Miss	FF by Erroll Thompson (FR by Jeffery Simmons)
11/23/17	Ole Miss	INT by Mark McLaurin
12/30/17	Louisville	3 INT by Mark McLaurin
12/30/17	Louisville	INT by Cameron Dantzler
9/1/18	Stephen F. Austin	INT by C.J. Morgan
9/8/18	Kansas State	INT by Erroll Thompson
9/15/18	Louisiana	INT by Johnathan Abram
9/22/18	Kentucky	INT by Brian Cole
9/29/18	Florida	INT by Cameron Dantzler
10/6/18	Auburn	FR by Joel Baldwin on muffed punt
10/6/18	Auburn	FF by Mark McLaurin (FR by Kobe Jones)
10/20/18	LSU	INT by Cameron Dantzler
10/27/18	Texas A&M	INT by Erroll Thompson
11/3/18	LA Tech	INT by Stephen Adegoke
11/10/18	Alabama	FR by Braxton Hoyett
11/10/18	Alabama	INT by Willie Gay Jr.
11/17/18	Arkansas	FF by Johnathan Abram (FR by Johnathan Abram)
11/17/18	Arkansas	INT by C.J. Morgan
11/17/18	Arkansas	FF by Chris Rayford (FR by Chris Rayford)
11/22/18	Ole Miss	FF by Jeffery Simmons (FR by Willie Gay)
11/22/18	Ole Miss	INT by Johnathan Abram
11/22/18	Ole Miss	INT by Maurice Smitherman
1/1/19	Iowa	FF by Stephen Adegoke (FR by Mark McLaurin)
1/1/19	Iowa	INT by Willie Gay Jr.
8/31/19	Louisiana	INT by Cameron Dantzler
8/31/19	Louisiana	FR by Brian Cole II on backward pass
8/31/19	Louisiana	FR by Erroll Thompson on TEAM sack
8/31/19	Louisiana	FF by Marquiss Spencer (FR by Cameron Dantzler)
9/7/19	Southern Miss	FF by Marquiss Spencer (FR by Tyler Williams)
9/7/19	Southern Miss	INT by Martin Emerson
9/7/19	Southern Miss	INT by C.J. Morgan
9/14/19	Kansas State	FR by Paul Blackwell
9/14/19	Kansas State	FF by Stewart Reese (FR by Darryl Williams)
9/14/19	Kansas State	FR by Jarrian Jones
9/21/19	Kentucky	INT by Willie Gay Jr.
9/28/19	Auburn	2 FR by Leo Lewis
9/28/19	Auburn	1 FR by Aaron Brule
10/12/19	Tennessee	1 INT by Cameron Dantzler
10/12/19	Tennessee	1 INT by Brian Cole II

MSU HAS AN INTERCEPTION IN 16 OF ITS LAST 20 GAMES

State has collected an interception in 16 of its last 20 games and has 19 total interceptions during that stretch. MSU carried a streak of nine straight games with a pickoff into the Kansas State game before it was ended.

The 19 pickoffs have been credited to nine different players, including six on the 2019 roster:

- CB Cameron Dantzler (1 vs. Florida, 2018; 1 at LSU, 2018; 1 at Louisiana, 2019; 1 at Tennessee, 2019)
- S Brian Cole II (1 at Kentucky, 2018; 1 at Tennessee, 2019)
- LB Erroll Thompson (1 at Kansas State, 2018; 1 vs. Texas A&M, 2018)
- CB C.J. Morgan (1 vs. Stephen F. Austin, 2018; 1 vs. Arkansas, 2018; 1 vs. Southern Miss, 2019)
- LB Willie Gay Jr. (1 at Alabama, 2018; 1 vs. Iowa, 2018; 1 vs. Kentucky, 2019)
- CB Martin Emerson (1 vs. Southern Miss, 2019)
- CB Maurice Smitherman (1 at Ole Miss, 2018)
- S Johnathan Abram (1 vs. Louisiana, 2018; 1 at Ole Miss, 2018)
- CB Stephen Adegoke (1 vs. LA Tech, 2018)

SEC LEADERS IN HOLDING OPPONENTS BELOW 30 POINTS SINCE 2018

Rank	School	30+ Point Games Allowed
1.	Kentucky	1
T-2.	Auburn	2
T-2.	Georgia	2
T-4.	Mississippi State	3
T-4.	Texas A&M	3

Rank	School	30+ Point Games Allowed vs. SEC
1.	Kentucky	1
T-2.	Mississippi State	2
T-2.	Auburn	2
T-2.	Alabama	2
T-2.	Georgia	2
T-2.	LSU	2

NOTING TRUE FRESHMAN QB GARRETT SHRADER

QB **Garrett Shrader**, an early enrollee from Charlotte Christian North High School in North Carolina who won back-to-back state titles in high school, has been arguably the top freshman signal-caller in the FBS this season. Shrader has thrown for 828 yards and four touchdowns and rushed for 440 yards and three scores (MSU's second leading rusher) in six games played.

- Led MSU in rushing each of the last four games (all vs. SEC)
- Averages 211.3 yards of total offense per game (6th in SEC)
- Thrown a TD in three straight games (2 at Auburn, 1 at Tennessee, 1 vs. LSU)
- Responsible for at least one touchdown in four of six games played
- Logged both a passing and rushing touchdown in a single game twice (at Auburn, vs. LSU)
- Only SEC QB and among seven in the FBS with 800+ passing yards and 400+ rushing yards
- Only true freshman QB in the FBS with 800+ passing yards and 400+ rushing yards
- 23 runs for a first down (leads SEC QBs)
- 22 runs for 10+ yards (T-10 in FBS overall, 3rd in FBS among QBs, T-2nd in SEC overall)
- Four runs for 20+ yards (2nd in SEC among QBs)
- 13 completions of 20+ yards, 40 completions of 10+ yards, 43 completions for a first down
- Three runs of 10+ yards in the red zone (leads SEC)
- Nine runs of 10+ yards on second down (2nd in SEC, leads SEC QBs)
- Complete 60+ percent of passes in three different games (60.7 last week vs. No. 2 LSU)

FBS QUARTERBACKS: RUSHING YARDS PER GAME

Rank	Player	School	Games	Rush Yards/Game
1.	Malcolm Perry	Navy	6	132.0
2.	Jalen Hurts	Oklahoma	7	100.7
3.	Sean Chambers	Wyoming	7	78.1
4.	Garrett Shrader	Mississippi State	6	73.3
5.	Dan Ellington	Georgia State	7	68.6

Note: To qualify, player must have played in 75% of his team's games.

FBS QUARTERBACKS: MOST 10+ YARD RUNS

Rank	Player	School	Attempts	10+ Yards
1.	Jalen Hurts	Oklahoma	84	29
2.	Malcolm Perry	Navy	124	28
3.	Garrett Shrader	Mississippi State	78	22
T-4.	Asher O'Hara	MTSU	100	21
T-4.	Justin McMillan	Tulane	69	21

FBS QUARTERBACKS: 800+ PASS YARDS / 400+ RUSH YARDS

Player	School	Passing Yards	Rushing Yards
Jalen Hurts	Oklahoma	2074	705
Asher O'Hara	Middle Tennessee State	1627	450
Nathan Rourke	Ohio	1612	409
Dan Ellington	Georgia State	1582	480
Spencer Sanders	Oklahoma State	1490	457
Quentin Harris	Duke	1271	417
Garrett Shrader	Mississippi State	828	440

FBS TRUE FRESHMAN QUARTERBACKS: 4+ PASS TD / 3+ RUSH TD

Player	School	Passing TD	Rushing TD
Bo Nix	Auburn	11	3
John Rhys Plumlee	Ole Miss	4	4
Brett Gabbert	Miami (OH)	4	3
Garrett Shrader	Mississippi State	4	3

BREAKING DOWN SHRADER'S APPEARANCES (NON STARTS)

QB **Garrett Shrader** has seen action five times this season, including leading MSU to a win in the SEC opener against Kentucky in Week 4 in his first start.

vs. Southern Miss - Week 2

Taking over for QB **Tommy Stevens** in the first half of Week 2 vs. Southern Miss, true QB Garrett Shrader completed seven of his 11 pass attempts for 71 yards as the Bulldogs cruised to their 38-15 win. Shrader completed passes to six different Bulldogs and also rushed for 16 yards. He had a pair of 15+ yard completions - one to RB **Kylin Hill** for 15 yards and the other to WR **Isaiah Zuber** for 17.

vs. Kansas State - Week 3

He entered the game for Stevens again in Week 3 vs. Kansas State and went 4-of-12 passing for 51 yards, rushed 10 times for 82 yards and a score.

at Auburn - Week 5

Shrader, who made his first career start in Week 4 against Kentucky, spelled an injured Stevens again in Week 5 at Auburn and found success. Shrader entered the game on MSU's second series in the first quarter and immediately guided the Bulldogs on a 12-play, 75-yard drive that ate up 6:49 for MSU's second-longest scoring drive (time wise) of the season. He connected with WR **Stephen Guidry** for a 9-yard touchdown with 2:20 on the clock. Shrader finished the game 12-of-23 through the air for 209 yards and two touchdowns. He added 89 yards rushing on 16 carries, including a 7-yard touchdown run in the fourth quarter. Shrader accounted for 298 yards of total offense, including all six of the Bulldogs' 20+ yard plays from scrimmage.

at Tennessee - Week 7

Stevens got the start at quarterback last week at Tennessee but was spelled by true freshman Garrett Shrader to start the second half. Shrader completed the game and was effective, finishing 5-of-10 for 79 yards through the air. He connected with WR **Dedrick Thomas** on a 17-yard strike to complete an eight-play, 90-yard drive (longest drive of the season in terms of yardage) with 8:27 to play in the game. Shrader extended the drive with a gritty 12-yard run on fourth down. He finished with 62 rushing yards.

SHRADER MAKES SECOND START

QB **Garrett Shrader** made his second career start last week against No. 2 LSU. He finished the game 17-of-28 passing for 238 yards and one TD to go along with 66 rushing yards and one TD on 19 carries.

- Career-high 304 yards of total offense and averaged 6.5 yards per play
- Scored State's first TD of the game (12-yard rush)
- Found WR **Stephen Guidry** for a 24-yard TD pass in the fourth quarter
- Had 155 yards of total offense in the first half (9 of 13 passing for 112 yards and one interception to go along with 11 rushes for 43 yards and one touchdown)
- Upped his season touchdown total to seven (4 pass, 3 rush)
- Logged one run of 10+ yards

SHRADER STARTS AT QB IN SEC OPENER VS. KENTUCKY

QB **Garrett Shrader** started at quarterback in place of QB **Tommy Stevens** vs. Kentucky. Shrader became the fifth MSU true freshman to start at least one game at quarterback since the 1989 season (others: **Keytaon Thompson** (2017), **Damian Williams** (2013), **Wesley Carroll** (2007), **Todd Jordan** (1989)) Thompson started the 2017 TaxSlayer Bowl vs. Louisville, Williams started the 2013 Egg Bowl vs. Ole Miss and Carroll started in nine games in 2007.

- Shrader accounted for 305 yards of total offense, including rushing for 125 yards on 11 carries, to lead MSU past Kentucky, 28-13 in its SEC opener. Shrader was just the second MSU true freshman QB to start in an SEC game in the last 12 years (**Damian Williams**, 2013 Egg Bowl the other).
- Shrader was an efficient 17-of-22 for 180 yards through the air. He accounted for all six of the Bulldogs' 20+ yard plays in the game, including rushes of 49- and 36-yards. With the score a one-possession game and 4:32 remaining, Shrader engineered a six-play, 75 yard drive and extended the drive with a 49-yard rush on third down.
- The winning drive culminated with a touchdown and put the game out of reach. Shrader became the first MSU QB in school history to rush for over 100 yards and pass for over 100 yards in his first career start. He was the first to do it overall since senior Nick Fitzgerald last season.
- For his efforts, Shrader was recognized as the SEC Freshman of the Week on Sept. 23, becoming the first Bulldog offensive player to earn the honor since RB **LaDarius Perkins** on Nov. 27, 2010. He was the first MSU true freshman QB to ever receive the accolade.

HILL IS MSU'S LEADING RUSHER

RB **Kylin Hill** is having a solid junior year so far and has been among the SEC's best. Hill has rushed 134 times for 643 yards and five touchdowns through seven games. Here's a look at where Hill ranks in the SEC:

Category	Stat	SEC Rank
Rushing Yards	643	4th
Rushing Yards Per Game	91.6	4th
Rushing TDs	5	T-6th
100-Yard Rushing Games	4	1st
Rushes for 1st Down	33	2nd
Rushes for 10+ Yards	22	T-2nd
Rushes for 20+ Yards	4	T-13th
Yards From Scrimmage	718	7th
Yards From Scrimmage Per Game	102.6	8th

8 FOR 100

RB **Kylin Hill** recorded his seventh career 100-yard rushing game in the Week 4 win vs. Kentucky and became the first MSU player to open a season with 100+ yards rushing in each of the first four games. Prior to Week 4 when Hill had 120 yards rushing against Kentucky, the last MSU player to have four straight 100-yard rushing games was QB **Nick Fitzgerald** against BYU (15-103/2 TD), against Kentucky (12-115/2 TD), at Texas A&M (18-105/1 TD) and vs. UMass (17-135/2 TD) in 2017.

In fact, the last MSU running back to have four consecutive 100-yard rushing games was **Anthony Dixon** who had a streak of five straight games at Vanderbilt (21-123/0 TD), against LSU (27-106/2 TD), against Georgia Tech (18-106/0 TD), against Houston (21-134/2 TD) and at Middle Tennessee (27-135/2 TD) in 2009.

- Hill needs just two more rushing games to enter MSU's career top 10.
- Five of Hill's seven career 100-yard rushing games have been against Power 5 teams.
- Three of his seven career 100-yard rushing games have been against SEC teams.

MSU IS 6-1 WHEN HILL HITS 100-YARD RUSHING MARK

State superlatives in the seven games RB **Kylin Hill** has rushed for 100+ yards:

- 6-1 record (wins at Kansas State in '18, vs. No. 8 Auburn in '18, at Ole Miss in '18, at Louisiana in '19, vs. Southern Miss in '19, vs. Kentucky in '19)
- MSU's QB has also rushed for 100+ yards in 4 of those 7 games Hill has 100+ yards (at Kansas State in '18, vs. No. 8 Auburn in '18, at Ole Miss in '18, vs. Kentucky in '19)
- 279.3 team rushing yards average
- 19 total rushing touchdowns as a team
- 6.3 team yards per rush average
- Team totaled 400+ yards in all seven games (433.1 average)
- Outscored opponents 217-109

NOSE FOR THE END ZONE

RB **Kylin Hill** has five rushing touchdowns through seven games this season. Hill has scored at least one touchdown rushing in three of seven games and has found the end zone at least once through the air or on the ground in five of the last nine games, dating back to the 2018 season.

- Three rushing TDs against Kentucky were the most for a MSU player during a SEC game since QB **Nick Fitzgerald** secured four rushing TDs against Arkansas in 2016.
- Three rushing TDs against Kentucky also marked the first time since **Ballard** in 2010 vs. Arkansas that an MSU running back found the end zone three times against an SEC opponent.
- First MSU running back with at least three rushing touchdowns in a single game since **Vick Ballard** had three in 2011 at Memphis.
- Hill's three rushing scores in Week 4 brought his career total to 11.

DON'T BLINK

Highlighted by 22 rushes of 10+ yards through seven games, RB **Kylin Hill** has a career total of 55. Hill had 19 such rushes in 11 games last year and 14 in 12 game in 2017.

FIRST DOWN MACHINE

RB **Kylin Hill** has an impressive 33 rushes for a first down this season and 92 for his career. Hill is averaging 4.7 rushing first downs per game this season and needs just five more to surpass his 2018 total of 37.

BREAKING DOWN HILL'S YARDS AFTER CONTACT

Opponent	Net Rushing Yards	Yards After Contact
Louisiana	197	88
Southern Miss	123	98
Kansas State	111	71
Kentucky	120	59
Auburn	45	33
Tennessee	13	15
LSU	34	25
TOTAL	643	384

SEC LEADERS IN YARDS AFTER CONTACT IN 2019 PER PFF

Rank	Player	School	Yards After Contact
1.	Ke'Shawn Vaughn	Vanderbilt	480
2.	D'Andre Swift	Georgia	387
3.	Kylin Hill	Mississippi State	384
4.	Larry Rountree III	Missouri	380
5.	Tavien Feaster	South Carolina	372

NOTING TOMMY STEVENS' BULLDOG DEBUT

QB **Tommy Stevens** started for the first time in his college career in State's 38-28 season-opening win at Louisiana. It was his first start at any level since Nov. 7, 2014 in high school.

- For the game, Stevens was 20-of-30 passing for 236 yards and two touchdowns and rushed 11 times for 37 yards and one TD.
- According to PFF, he completed 17 of 22 passes (77.3 percent) for 200 yards (9.1 yards/attempt) and 11 first downs when facing "no pressure" in the season opener.
- In the first half, he went 10-of-16 passing for 127 yards and scored a TD both passing (31-yard pass) and rushing (4-yard run).
- Had touchdown passes of 31 yards (Osirus Mitchell) and 12 yards (Austin Williams).
- Was one of three SEC QBs with multiple passing touchdowns and a rushing TD in Week 1.
- His 20 completions were the most by an MSU QB since Nick Fitzgerald completed 23 passes on Nov. 19, 2016 vs. Arkansas.
- Had 13 completions for a first down, which was the third-most in the SEC in Week 1, and five completions for 15+ yards and a pair for 25+.

STEVENS SOLID IN SECOND START BEFORE 2ND QUARTER INJURY

In QB **Tommy Stevens'** second start he connected with WR **Osirus Mitchell** for a TD on MSU's opening drive for the second straight game (31 yards vs. Louisiana, 28 yards vs. Southern Miss). Mitchell was Stevens' third target of the drive after WR **Dedrick Thomas** and WR **Stephen Guidry** had each hauled in 10+ yard passes.

- Went 7-of-7 passing for 84 yards and a TD in the first quarter, and on the next play threw an 11-yard TD strike to Guidry.
- Connected on his first nine passing attempts (105 yards, two TDs) with a 244.2 passer rating before an incompletion late in the second quarter.
- Nine straight completions marked the longest streak for a Bulldog QB to start the game since Dak Prescott completed his first 12 passing attempts against Arkansas in 2015.
- Left the game late in the second quarter with an injury and did not return

TEAM CAPTAIN WILLIAMS IS THE LEADER OF THE O-LINE

C **Darryl Williams** is a team captain, preseason All-American and candidate for the Rimington and Outland Trophies. He made the move to center from left guard during spring ball and anchors an offensive line that has been a strength on offense the last two seasons.

- Started 32 (total career starts with seven at center) of the Bulldogs' last 33 games
- Has allowed just one sack since the start of the 2017 season (sack came at Kentucky in 2018)
- Allowed just three pressures in 2019 (2 hurries, 1 hit)
- Has not allowed a pressure in each of the last two games
- Earned SEC Co-Offensive Lineman of the Week honors following his strong performance in Week 2 against Southern Miss
- All 370 of his snaps this season have come at center (just three pressures allowed)
- Allowed only one sack, three QB hits and five hurries for just nine total pressures in 2018

SEC CENTERS WITH ZERO SACKS ALLOWED IN 2019

C **Darryl Williams** is one of six SEC centers who hasn't allowed a sack this season (minimum 175 pass blocking snaps).

Player	School	Pass Blocking Snaps	Sacks Allowed
Ty Clary	Arkansas	308	0
Donell Stanley	South Carolina	295	0
Eli Johnson	Ole Miss	257	0
Brandon Kennedy	Tennessee	225	0
Kaleb Kim	Auburn	201	0
Darryl Williams	Mississippi State	188	0

A CLOSER LOOK AT STATE'S O-LINE

The Bulldogs had to replace two starters on the offensive line as guard Deion Calhoun and center Elgton Jenkins departed for the NFL after last season. However, State welcomed back a veteran group with plenty of starting experience. MSU heads into Week 9 with a combined 106 starts on the line. State entered 2019 with 71, which was the fifth-most in the SEC.

RG **Stewart Reese**

- Started every game of his college career (33; 26 at RT, 7 at RG).
- Has seen action in 314 total snaps in 2019 (251 at RG, 63 at RT).
- Slid into right guard for the first time in his career this season.
- Has allowed six pressures (zero sacks) in 159 pass-block snaps in 2019
- Last time he allowed a sack was at Alabama in 2018

RT **Greg Eiland**

- Started 24 games in his career
- 17 starts at left tackle and seven at right tackle (first seven games this season)
- Has played the third-most snaps this season among MSU's offensive linemen (335)
- 11 snaps this season have been at left tackle

LT **Tyre Phillips**

- Played in all 13 games in 2018 (rotated at both tackle positions but did not start)
- Has been solid at left tackle this season, starting all seven games
- Played the most snaps among MSU's offensive linemen (435).
- Allowed the first sack of his career (340 pass block snaps) at Tennessee (6th game of season)
- Saw action in two snaps at left guard in the season opener.

LG **Dareuan Parker**

- Saw action in every game last season and started at left guard in Weeks 1, 4, 5, 6, 7 in 2019.
- Missed the second and third games of this season (injury).
- Had top overall grade in his return vs. Kentucky in Week 5 among MSU offensive linemen from PFF (79.7) and an impressive run-block grade (82.0).
- Two of MSU's three rushing touchdowns and 194 of the Bulldogs' 241 rushing yards vs. Kentucky were to the left (Parker's side).
- Just four pressures allowed in 2019 (1 sack, 1 hit, 2 hurries)
- No sacks allowed in the last three games and has allowed just one all season (vs. Kentucky).

More on the Bulldogs' offensive line

Behind the starting five, MSU has experience in guard **Michael Story** and tackle **Tommy Champion** and center **Evans Wilkerson**. JUCO transfer **LaQuinston Sharp** saw his first career action in Week 1 at right guard. He earned an 85.7 grade from PFF in 31 snaps played. He's played mostly at right guard so far. He had to take one snap at center in the season opener. Champion earned his first career start at left guard in Week 2 in place of Parker. He played 40 snaps and was solid, not allowing a pressure. He got the start there again in Week 3. Champion has seen 30+ snaps of action in each of the last three games at right guard and 66 snaps at right tackle last week vs. LSU. Despite not being a regular starter, Champion is tied for the fourth-most snaps played on MSU's offensive line this season (314).

MITCHELL IS THE TOP TARGET THIS SEASON

Junior WR **Osirus Mitchell** leads the Bulldogs in touchdown catches this season with four (all have been for 20 yards or longer). Mitchell is also State's top receiver in yardage (335) and catches (24). He has at least one reception of 20+ yards in five different games. His 17 catches for a first down and 10 catches for 15+ yards lead MSU. Per PFF, Mitchell has 24 catchable targets and zero drops in 2019, and only two other wide receivers in the SEC have more catchable targets this year without a drop (Ole Miss Elijah Moore; 49 and South Carolina Shi Smith; 25). Mitchell (74.6) is the top graded wideout for the Bulldogs in 2019, according to PFF.

- Led MSU in receiving yards in four games this season
- Touchdown catches have been 31, 28, 35 and 21 yards, respectively
- Caught a TD for the third straight game in Week 3 (first MSU player since WR Chad Bumphis in 2012 to accomplish that feat) and has a TD catch in four of five games
- Caught a TD pass from QB **Tommy Stevens** on MSU's first drive in each of the first two games
- Has multiple receptions in six games this season

GUIDRY HAS BEST GAME OF SEASON VS. LSU

WR **Stephen Guidry** led MSU in receiving yards (98) and receptions (6) to go along with a 24-yard touchdown catch (first 20-yard reception of the season) in the fourth quarter last week vs. No. 2 LSU. Of Guidry's 16 receptions this season, 14 have resulted in a first down. He also has eight catches of 15+ yards.

- Per PFF, 37 of his yards against No. 2 LSU were earned after the catch
- Had catches vs. five different LSU defenders and a passer rating when targeted of 115.6
- Has just one dropped pass all season so far on 17 catchable targets (drop rate: 5.9%)

BRIAN COLE II HAVING SOLID SENIOR SEASON SO FAR

S **Brian Cole II** leads the Bulldogs and is tied for third in the SEC in tackles for loss this season (7.0). Cole's 7.0 tackles for loss lead the SEC among defensive backs (T-3rd among FBS defensive backs). He also has 2.0 sacks this season to his credit.

- Picked off his first pass of the season at Tennessee in the sixth game (second of his career).
- Recorded at least 0.5 TFL in eight of 12 career games, including five games this season.

Cole has been a ballhawk this season. He and Arkansas defensive back Kamren Curl are the only SEC players credited with at least one interception, one sack, one forced fumble and one fumble recovery. Cole is one of just five Bulldogs to accomplish that feat in a single season since 2000:

Player	Year	INT	Sacks	FF	FR
Jamar Chaney	2009	2	2.0	2	1
Johnathan Calvin	2016	1	7.0	2	1
Gerri Green	2017	1	5.0	3	1
Johnathan Abram	2018	2	3.0	1	1
Brian Cole II	2019	1	2.0	1	1

Cole is one of just five FBS players to total 35+ tackles, 7.0 tackles for loss, one interception and one forced fumble in 2019:

Player	School	Tackles	TFL	INT	FF
Carlton Martial	Troy	50	11.0	2	1
Carlton Martial	Troy	60	12	1	2
Omari Cobb	Marshall	57	15	1	1
Akileis Leroy	Florida Atlantic	49	8.5	1	1
Javin White	UNLV	39	7.5	2	1
Brian Cole II*	Mississippi State	37	7	1	1

**only player on this list also with at least 2.0 sacks*

DANTZLER AMONG SEC'S BEST IN COVERAGE

CB **Cameron Dantzler** a preseason All-American, candidate for the Jim Thorpe, Bednarik and Nagurski awards, currently own the No. 1 overall grade (88.6) by PFF in the SEC among cornerback this season. Dantzler was solid again in coverage last week against No. 2 LSU (allowed 2 receptions on 3 targets for just 13 total yards allowed and 1 pass defense, per PFF).

- For his career, allowed a passer rating of just 36.4 (1 TD allowed, 5 INTs, 13 pass deflections)
- 36.4 passer rating when targeted since the beginning of the 2017 season ranks second among all SEC cornerbacks with at least 25 targets in coverage during that time ranking behind only Georgia's Deandre Baker, according to PFF.
- Played 143 coverage snaps this season and 617 for his career
- Targeted 15 times and allowed just six receptions (40 percent) for 96 yards
- Allowed only 19 yards after catches
- Surrendered just one touchdown (at Auburn)
- Recorded two interceptions this season (leads MSU)
- He and LSU's Derek Stingley Jr. are the only SEC players with 6+ PBU and 2+ interceptions

SEC LEADERS IN PASSER RATING ALLOWED (MIN. 15 TARGETS)

Rank	Player	School	Rating
1.	Trevon Diggs	Alabama	28.9
2.	Roney Elam	Texas A&M	35.3
3.	Randall Haynie	Vanderbilt	42.9
4.	Cameron Dantzler	Mississippi State	44.7
5.	Jammie Robinson	South Carolina	49.4

RIVERS RECORDS CAREER-HIGH 1.5 SACKS VS. NO. 2 LSU

DE **Chauncey Rivers** had a career game last week vs. No. 2 LSU, logging 1.5 sacks. He upped his season total to 2.5, which leads all MSU defenders. His other sack this year came in the win against Kentucky.

- Tied with DE Marquiss Spencer for the team lead in total pressures this season (13)
- Played 272 snaps (most among MSU defensive linemen this year)
- Recorded at least one pressure in every game this season
- Missed just one tackle over the last four games
- Second among Bulldog defenders in tackles for loss this season (4.5)

THOMPSON IS MSU'S TOP TACKLER

A preseason All-SEC first-team selection and candidate for the Butkus and Nagurski awards, LB **Erroll Thompson** leads the Bulldogs in tackles so far this season (51). He averages 7.3 per game, which is tied for ninth in the SEC. He has been a tackling machine the last two games, logging 20 total and 1.5 for lost yardage. His 51 tackles through seven games are five more than he had last season through seven games. Thompson also has 10 total pressures in 2019 (4 hits, 6 hurries).

OUTSIDE THE HUDDLE PROFILES

OFFENSIVE PLAYERS

#70 Tommy Champion - OL

His mother calls him "T.J." ... Claims he is really a quarterback ... Favorite food is fried pork chop ... Says he is a "hooper at heart" ... Has a one-year-old daughter named KayLeah Z. Champion and says she comes before anyone.

#9 Malik Dear - WR

Nickname is "Weeble" ... Earned his undergraduate degree in kinesiology in December of 2018 ... Currently working on a master's degree in workforce education leadership.

#55 Greg Eiland - OL

Nickname is "Peewee" ... Enjoys being outdoors ... Avid hunter and fisher ... Rides bulls and horses ... Boston Red Sox fan ... Favorite NFL team is the Indianapolis Colts and is a big fan of Peyton Manning ... Also played baseball growing up ... Favorite candy is Reese's.

#18 Cameron Gardner - WR

Nicknames are "Cam" and "Cam G" ... Starkville native that reunites with former teammates Willie Gay Jr, Kameron Jones and Kobe Jones ... Lists the Philadelphia Eagles as his favorite NFL team and De'Andre Hopkins as his favorite player ... His brother (Navy) and nephew (Air Force) both served in the military ... Also played baseball and basketball growing up ... Favorite candies are Swedish Fish and Mike N' Ikes ... Wants to serve as a secret service agent following his football career ... Lists his parents as the inspirational people in his life because "they've been through so much, and you wouldn't even know because they always have a smile on their face."

#82 Farrod Green - TE

Grew up with teammate Leo Lewis ... Played basketball until the 10th grade ... Enjoys watching Netflix and gaming in his free time ... His father coaches at Copiah Lincoln Community College and he grew up on Co-Lin's campus ... His father has coached at Co-Lin for over 25 years and has coached the likes of Nick Fairley, DeQuan Menzie, Arthur Maulet and MSU alum Donald Gray ... Aspires to be a coach like his father one day ... His go-to breakfast on gamedays is cheese eggs, sausage and a waffle.

#1 Stephen Guidry - WR

Nicknames are "Bankroll" and "Killa" ... Born in Baton Rouge ... Likes to listen to NBA Youngboy and Boosie before a game to psyche himself up ... Favorite NFL team is the Jacksonville Jaguars and his favorite player is Odell Beckham Jr. ... Also played basketball, track and baseball growing up ... Enjoys playing NBA 2K during his free time ... Hidden talent is jiggling.

#8 Kylin Hill - RB

Hidden talent is dancing and claims he is the best dancer on the team ... Favorite artist is NBA Youngboy... His dream is to meet Kobe Bryant one day ... Favorite candy is sour gummy worms ... Favorite NFL team is the New England Patriots.

#5 Osirus Mitchell - WR

Grandmother called him "Bam Bam" growing up because he tended to break and throw things ... Skilled cooked and painter ... Wanted to play basketball not football in college his entire high school career ... Only decided to pursue football after his senior year ... Addicted to white chocolate Hershey's and hot Cheetos ... Shares the same birthday (Sept. 15) with his mother and sister ... Enjoys fishing to relax ... Made regular fishing trips with Cameron Dantzler and Tim Washington over the summer ... Dantzler lists Osirus as the teammate that inspires him most because of his "motor to go" that pushes Dantzler to also work harder.

#4 JaVonta Payton - WR

Nicknames are "JP" and "Tay" ... He is the oldest of 12 siblings ... Enjoys watching movies in his spare time and aspires to act following his football career ... Enjoys watching old Disney shows to remind him of his childhood ... Teammates give him a hard time over how skinny he is ... Favorite NFL team is the Tennessee Titans ... Favorite candy is Reese's.

#78 Tyre Phillips - OL

Nickname is "Big Country" ... Musically gifted ... Plays the piano and the trumpet ... Despite playing on the offensive line, does not like large crowds and does not like being touched.

#51 - Stewart Reese - OT

Nickname is "Big Stew" ... Enjoys playing video games ... His favorite video game series is Call of Duty with his favorite game being Black Ops 3 ... Animal lover, especially favors dogs ... Enjoys singing ... Aspires to be an anesthesiologist.

#6 - Garrett Shrader - QB

Says his nickname is "Shrader" ... Reason he gave was "nobody remembered my first name" ... People around the football building say he's a grill-master ... Has three siblings ... When asked to describe himself in 25 words or less, he said: bold, fun, confident ... Said his teammates give him a hard time about "the way I dress" ... Can solve a Rubik's Cube ... Favorite Mississippi State player in the NFL is Jeffery Simmons ... Favorite NFL Player is Aaron Rodgers ... Doesn't really have social media (has a Twitter account, but not very active) ... Said best advice he's ever received: "Keep your head where your feet are" ... Two-time state champion at Charlotte Christian ... His father played football and baseball at The Citadel in Charleston, South Carolina.

#11 Geor'quarius Spivey - TE

His first name combines the beginning of his father's name, George ... His grandmother gave him the nickname "Monk" as a child because he was hyper and jumped around like a monkey ... Loves playing Fortnite and Madden in his free time ... Feels like he is the "greatest" on the team when it comes to gaming ... Enjoys shopping for new tennis shoes and cooking ... Favorite NFL players are Chad Johnson and Julio Jones ... Also played basketball and ran track growing up ... Says his inspiration is his grandmother because she "influenced me to be a better person."

#7 Tommy Stevens - QB

Graduate transfer quarterback from Penn State ... Indianapolis native ... Enjoys hanging out with friends and playing video games in his spare time ... Listens to Metallica to psyche himself up for big games ... Favorite NFL team is the Dallas Cowboys ... His grandfather is a former Marine ... His hidden talent is that he is a "decent bowler" ... One of his favorite snacks is sunflower seeds ... Prefers Hulu over Netflix and likes to binge watch South Park.

#2 Dedrick Thomas - WR

Nickname is "Sweet Feet" ... Earned the nickname as a sophomore while playing football at Memphis Central from going to camps and juking others on the field ... Claims to be a NBA 2k "freak" ... Grew up believing he was going to play basketball because his closet friends have played the sport on the collegiate and professional level ... Big anime fan with his favorites being Naruto and Dragon Ball Z ... Graduated with a degree in kinesiology in May and is currently pursuing a degree in psychology.

#88 Powers Warren - TE

Nickname is "Powow" ... Born in Kansas City, Kansas ... His hidden talent is his ability to do a back flip ... Also played basketball, hockey and soccer growing up ... His father is the former Chief Operating Officer of the Minnesota Vikings and was recently named the commissioner of the Big Ten Conference.

#85 - Austin Williams - WR

Lived in Germany for two years when he was in the fifth grade ... Enjoys skydiving.

#73 Darryl Williams - OL

Battles for the title of best griller on the team with Tim Washington ... His specialty is ribs and often hosts the offensive line for cookouts ... Listens to "Ready or Not" by Fugees to get hyped for a big game ... Claims his "phenomenal" suit game will "blow you off the charts" ... Lists his mom and his uncle as his biggest fans and motivations ... Enjoys fishing in his free time ... Favorite Mississippi State tradition is "Don't Stop Believing" heading into the fourth quarter ... Majoring in human development because he has a passion for working with children and would like to pursue that following his football career.

#12 Isaiah Zuber - WR

Nickname is "Zube" ... Graduate transfer wide receiver from Kansas State ... Native of Stone Mountain, Georgia, and played at Stephenson, the same high school that produced former MSU players Preston Smith and Montez Sweat and current Bulldog Chauncey Rivers.

OUTSIDE THE HUDDLE PROFILES

DEFENSE/SPECIAL TEAMS PLAYERS

#90 Lee Autry – DT

Younger brother to former Bulldog and current Indianapolis Colt – Denico Autry ... His secret hobby is making beats on his laptop ... Wears No. 90 because it was the number he wore when he first started playing football ... Favorite NFL team is the Carolina Panthers ... Also played basketball growing up ... Favorite candy is Trolli's gummies ... Plays football for his mother and wants to give back to her after watching her struggle to make ends meet when growing up ... After his football career, he dreams of giving back to his community and helping high school athletes develop on the field to earn collegiate scholarships.

#32 Brian Cole II - S

Nickname is "BCole" ... Was on the swim team in middle school ... Avid video gamer that enjoys playing NBA2K ... Hails from Saginaw, Michigan where he was the No. 1 receiver in the state of Michigan coming out of high school ... Allergic to dogs despite wanting to own one someday ... Enjoys super heroes and has a tattoo of his favorite – The Incredible Hulk ... His father is a retired police officer ... Darryl Williams lists Cole as his most inspirational teammate, calling him family and admiring his love for the game of football.

#3 - Cameron Dantzler - CB

Nickname in high school was "The Needle", because he was long and skinny but "when I hit you, it hurts" ... Enjoys singing and watching cartoons ... His favorite cartoons are SpongeBob SquarePants and The Boondocks ... Listens to NBA Youngboy and Meek Mill before big games ... Lists his mom as his biggest fan because she "brags on me so much, it's crazy" ... His son, Cameron Dantzler Jr., was born on May 26 ... Says the birth of his son has "changed his whole demeanor" ... Also adopted a pitbull puppy, Bruno, over the summer ... His go-to breakfast on game days is pancakes ... Enjoys fishing and riding horses in his free time ... Made regular fishing trips with Osirus Mitchell and Tim Washington over the summer.

#6 Willie Gay Jr. - LB

Starkville native that was high school teammates with fellow Bulldog Kobe Jones on defense ... Grew up a Mississippi State fan ... enjoys singing ... Mother calls him Chip because she says he is "sweet as a chocolate chip" ... Runs an Instagram account for his two pitbulls – Pac & Leila Ali.

#11 Jaquarius Landrews

Goes by his middle name "Capri" because he isn't the biggest fan of his first name ... He is left handed ... Wears No. 11 to represent being the "11th man on the field" ... Teammates gave him a hard time over the summer for shaving his head ... Favorite candy is M&M's ... Earned his undergraduate degree in interdisciplinary studies in December of 2018 ... Currently working on his master's degree in workforce education leadership ... His daughter, Nevaeh, was born in January ... Says she is his inspiration because she "gives him every reason to be great."

#52 Kobe Jones - DE

Reunites on defense with high school teammate with Willie Gay Jr. ... One of his former coaches gave him the nickname "Mayor of Starkville" over the 2018 season ... Has worn No. 52 since he was seven ... Favorite NFL team is the Dallas Cowboys ... Favorite television show is "Power" ... Favorite food is ribeye steak ... Helps coach the Starkville Cowboys, a local little league football team.

#10 Leo Lewis – LB

Farrod Green lists him as his most inspirational teammate ... The duo is from the same area in Mississippi and understand each other's struggles of growing up and motivates the two to push harder ... The two have been close friends before becoming teammates at Mississippi State.

#54 Fabien Lovett - DT

Nickname is "Fabo" ... Claims to be a "shy" and "quiet" person ... Likes to play Madden during his free time ... Following his football career, he'd like to pursue welding ... Favorite candies are cherry sours and white chocolate Reese's.

#7 Marcus Murphy - S

Plays in honor of his mother Demetrick Murphy, who passed away unexpectedly in January, and his son Mason ... Mason is battling a rare genetic abnormality and is searching for a bone marrow transplant ... Wears No. 7 because it "means everything" to his family ... Enjoys hunting in his spare time ... Favorite NFL team is the Atlanta Falcons ... Says his baseball skills is his hidden talent.

#29 C.J. Morgan - S

Played violin before he ever picked up football and continued to play the instrument up until the 9th grade ... Is the oldest of four siblings ... Before every game, listens to his "Old Vibes" playlist, which consists of 70s to 2000s R&B ... Active brother of the Phi Beta Sigma Fraternity ... Loves joking around with his friends ... Favorite artist is Drake ... Says he hates to hold hands with anyone because he has "really sweaty hands."

#8 Maurice Smitherman - CB

Nickname is "Mo" ... He chose to wear No. 8 because of its ties to "new beginnings" in the Bible ... His favorite NFL team is the New England Patriots ... Best advice he ever received is from former Bulldog and NFL star Darius Slay: you have to know "that you are the best on the field" ... Enjoys sour candies ... Also played basketball growing up.

#40 Erroll Thompson - LB

Enjoys listening to music to get hyped on gamedays ... Favorite Mississippi State tradition is the Dawg Walk ... Enjoys hanging out with friends and playing video games in his free time ... Go-to breakfast on gamedays is an omelet ... Played baseball until his junior year of high school ... Claims he was a better baseball player than football player growing up ... Models his game after Luke Kuechly and Bobby Wagner ... Talks to his dad, a former Alabama State football player, after every game ... His father likes to watch game replays and will critique his game.

#50 Tim Washington - LB

Young linebackers on the team call him "Uncle Tim" ... Enjoys fishing and spent the summer taking fishing trips with Cameron Dantzler and Osirus Mitchell ... Has a passion for cooking and grilling ... Battles Darryl Williams for the title of the best griller on the team ... Some of his favorite things to cook/grill are seafood and chicken ... Earned his undergraduate degree in industrial technology in May ... Currently pursuing a master's degree in workforce education leadership.

#67 Paul Blackwell - SNP

Both of his grandfathers – Milton Chandler and James Blackwell served in the military ... Enjoys fishing and boating ... Goal is to work as a petroleum engineer following his football career ... Also played soccer and baseball growing up ... Favorite NFL team is the New Orleans Saints.

#42 Tucker Day - P

Enjoys singing acting ... Several family members are actors ... Skilled at impersonating people and characters ... Avid hockey fan and enjoys playing hockey as well ... Big fan of the Nashville Predators and New York Rangers ... Was an amateur junior hockey player for the Nashville Junior Predators.

#47 - Jace Christmann - K

Born John Christmann V ... His family did not call him John for the first month of his life to avoid the confusion of being a fifth-generation John ... His dad found the name Jace in an old book, which is derived from the initials J.C. ... Learned how to solve a Rubik's Cube over the 2018 season ... Runs a Twitter account dedicated to the Bulldog specialists (@4thDownDawgs).

#48 Scott Goodman - K

Is a triplet ... The only boy of the triplet set and was born second by a minute ... His older sister, Jamie, attends Ole Miss while his younger sister, Sydney, attends Auburn ... He did not grow up playing football, only starting his football career in high school ... Favorite NFL team is the New Orleans Saints ... Also grew up playing soccer and baseball ... Likes to hunt and fish during his free time.

#27 Kody Schexnayder – P/HLD

Nickname is "Shexs" ... Has a twin brother, Kyle ... The first sport he actually fell in love with was baseball before finding his passion for football ... Enjoys fishing in his spare time ... His favorite NFL team is the New Orleans Saints ... His family had to overcome tragedy after losing everything in the effects of Hurricane Katrina in 2005.

CAREER/GAME-BY-GAME STARTS

MISSISSIPPI STATE CAREER STARTS BY POSITION

OFFENSE

LEFT TACKLE

Greg Eiland - 17
Tyre Phillips - 7

LEFT GUARD

Darryl Williams - 25
Michael Story - 3
Tommy Champion - 2
Dareuan Parker - 5

CENTER

Darryl Williams - 7

RIGHT GUARD

Stewart Reese - 7

RIGHT TACKLE

Stewart Reese - 26
Greg Eiland - 7

TIGHT END

Farrod Green - 28
Geor'quarius Spivey - 1

WIDE RECEIVER

Osirus Mitchell - 20
Dedrick Thomas - 14
Malik Dear - 9
Stephen Guidry - 9
Austin Williams - 5
Isaiah Zuber - 2
Cameron Gardner - 1

RUNNING BACK

Kylin Hill - 18
Nick Gibson - 1

QUARTERBACK

Tommy Stevens - 5
Keytaon Thompson - 2
Garrett Shrader - 2

DEFENSE

DEFENSIVE END

Fletcher Adams - 7
Chauncey Rivers - 7
Marquiss Spencer - 7

DEFENSIVE TACKLE

Fabien Lovett - 7
Lee Autry - 4
Jaden Crumedy - 4
Fletcher Adams - 1
Kobe Jones - 1

LINEBACKER

Leo Lewis - 42
Erroll Thompson - 23
Willie Gay Jr. - 6

SAFETY

Brian Cole II - 11
Jaquarius Landrews - 10
C.J. Morgan - 19

CORNERBACK

Cameron Dantzler - 19
Maurice Smitherman - 8
Martin Emerson - 1
Tyler Williams - 1

MISSISSIPPI STATE OFFENSIVE GAME-BY-GAME STARTERS IN 2019

Game	WR (X)	WR (H)	WR (Z)	LT	LG	C	RG	RT	TE	RB	QB
at Louisiana	C. Gardner	D. Thomas	O. Mitchell	T. Phillips	D. Parker	D. Williams	S. Reese	G. Eiland	F. Green	K. Hill	T. Stevens
Southern Miss	S. Guidry	D. Thomas	O. Mitchell	T. Phillips	T. Champion	D. Williams	S. Reese	G. Eiland	F. Green	K. Hill	T. Stevens
Kansas State	S. Guidry	D. Thomas	O. Mitchell	T. Phillips	T. Champion	D. Williams	S. Reese	G. Eiland	F. Green	K. Hill	T. Stevens
Kentucky	I. Zuber	G. Spivey (TE)	O. Mitchell	T. Phillips	D. Parker	D. Williams	S. Reese	G. Eiland	F. Green	K. Hill	G. Shrader
at Auburn	S. Guidry	D. Thomas	O. Mitchell	T. Phillips	D. Parker	D. Williams	S. Reese	G. Eiland	F. Green	K. Hill	T. Stevens
at Tennessee	I. Zuber	D. Thomas	O. Mitchell	T. Phillips	D. Parker	D. Williams	S. Reese	G. Eiland	F. Green	K. Hill	T. Stevens
LSU	S. Guidry	D. Thomas	O. Mitchell	T. Phillips	D. Parker	D. Williams	S. Reese	G. Eiland	F. Green	K. Hill	G. Shrader
at Texas A&M											
at Arkansas											
Alabama											
Abilene Christian											
Ole Miss											

MISSISSIPPI STATE DEFENSIVE GAME-BY-GAME STARTERS IN 2019

Game	DE	DT	NG	DE	WLB	MLB	S/LB	CB	FS	SS	CB
at Louisiana	C. Rivers	J. Crumedy	F. Lovett	M. Spencer	L. Lewis	E. Thompson	B. Cole II	M. Smitherman	C. Morgan	J. Landrews	C. Dantzler
Southern Miss	C. Rivers	L. Autry	F. Lovett	M. Spencer	L. Lewis	E. Thompson	B. Cole II	M. Smitherman	C. Morgan	J. Landrews	C. Dantzler
Kansas State	C. Rivers	J. Crumedy	F. Lovett	M. Spencer	L. Lewis	E. Thompson	B. Cole II	M. Smitherman	C. Morgan	J. Landrews	T. Williams
Kentucky	C. Rivers	L. Autry	F. Lovett	M. Spencer	L. Lewis	E. Thompson	B. Cole II	M. Smitherman	C. Morgan	J. Landrews	C. Dantzler
at Auburn	C. Rivers	J. Crumedy	F. Lovett	M. Spencer	L. Lewis	E. Thompson	B. Cole II	M. Smitherman	C. Morgan	J. Landrews	C. Dantzler
at Tennessee	C. Rivers	L. Autry	F. Lovett	M. Spencer	L. Lewis	E. Thompson	B. Cole II	M. Smitherman	C. Morgan	J. Landrews	C. Dantzler
LSU	C. Rivers	J. Crumedy	F. Lovett	M. Spencer	L. Lewis	E. Thompson	B. Cole II	M. Emerson	C. Morgan	J. Landrews	C. Dantzler
at Texas A&M											
at Arkansas											
Alabama											
Abilene Christian											
Ole Miss											

CAREER PARTICIPATION

MISSISSIPPI STATE CAREER STARTS/PARTICIPATION CHART

Player	'16	'17	'18	'19	Total
Fletcher Adams	11/0	13/6	13/2	7/0	44/8
Somon Anderson	--	--	2/0	2/0	4/0
Lee Autry	--	--	13/1	3/3	16/4
Paul Blackwell	--	--	--	7/0	7/0
Aaron Brule	--	--	4/0	7/0	11/0
Logan Burnett	--	2/0	2/0	1/0	5/0
Tommy Champion	--	--	6/0	7/2	13/2
Korey Charles	--	3/0	7/0	3/0	13/0
Brian Cole II	--	--	5/4	7/7	12/11
Jace Christmann	--	13/0	13/0	6/0	32/0
Aadreekis Conner	--	--	--	6/0	6/0
Londyn Craft	--	--	2/0	4/0	6/0
Charles Cross	--	--	--	2/0	2/0
Jaden Crumedy	--	--	2/0	7/4	9/4
Brad Cumbest	--	--	3/0	6/0	9/0
Cameron Dantzler	--	13/0	13/13	6/6	32/19
Tucker Day	--	2/0	13/0	7/0	22/0
Malik Dear *	12/9	0/0	11/0	7/0	41/9
Taury Dixon	--	--	10/0	4/0	14/0
Collin Duncan	--	--	--	6/0	6/0
Greg Eiland	--	13/4	13/13	7/7	33/24
Martin Emerson	--	--	--	7/1	7/1
Raymond Freeman	--	--	2/0	--	2/0
Esaias Furdge	--	--	2/0	--	2/0
Cameron Gardner	--	--	3/0	7/1	10/1
Willie Gay Jr.	--	13/0	13/6	2/0	28/6
Nick Gibson	3/0	13/1	9/0	5/0	30/1
Scott Goodman	--	--	13/0	7/0	20/0
Farrod Green	12/8	13/13	13/0	7/7	45/28
Landon Guidry	--	--	8/0	7/0	15/0
Stephen Guidry	--	--	13/5	6/4	19/9
Kylin Hill	--	13/0	11/11	7/7	31/18
James Jackson	--	--	4/0	7/0	11/0
Devonta Jason	--	--	13/0	2/0	15/0
R.J. Jennings	--	--	9/0	3/0	12/0
Jett Johnson	--	--	2/0	--	2/0
Kwatrivous Johnson	--	--	2/0	--	2/0
Dontea Jones	--	4/0	12/0	6/0	22/0
Jarrian Jones	--	--	--	7/0	7/0
Kendell Jones	1/0	4/0	1/0	5/0	11/0
Kobe Jones	--	13/0	13/1	7/0	33/1
Sh'mar Kilby-Lane	--	--	6/0	5/0	11/0
Jaquarius Landreus	--	--	10/3	7/7	17/10
Jordan Lawless	--	--	2/0	1/0	3/0
Leo Lewis	13/13	13/12	12/10	7/7	45/42
Fabien Lovett	--	--	2/0	7/7	9/7
Jalen Mayden	--	--	3/0	--	3/0
Osirus Mitchell	--	9/0	13/13	7/7	29/20
C.J. Morgan	--	10/0	13/3	7/7	30/10
Marcus Murphy	--	--	12/0	2/0	14/0
Aaron Odom	--	--	2/0	1/0	3/0
Dareaun Parker	--	12/0	13/0	5/5	30/5
JaVonta Payton	--	--	--	6/0	6/0

Player	'16	'17	'18	'19	Total
Fred Peters	--	--	--	7/0	7/0
Tyre Phillips	--	--	13/0	7/7	20/7
Nathan Pickering	--	--	--	3/0	3/0
Shawn Preston	--	--	1/0	3/0	4/0
J.P. Purvis	--	--	--	4/0	4/0
Jaylon Reed	--	--	3/0	--	3/0
Stewart Reese	--	13/13	13/13	7/7	33/33
Chauncey Rivers	--	--	13/0	7/7	20/7
Robert Rivers	--	--	3/0	1/0	4/0
Devon Robinson	--	--	1/0	--	1/0
Demonte Russell	--	--	--	3/0	3/0
Kody Schexnayder	4/0	1/0	13/0	7/0	25/0
LaQuinston Sharp	--	--	--	3/0	3/0
Joshua Short	--	--	1/0	--	1/0
Garrett Shrader	--	--	--	6/2	6/2
Maurice Smitherman	10/0	13/0	13/2	6/6	42/8
Marquiss Spencer	12/0	13/0	4/0	7/7	36/7
Geor'quarius Spivey	--	--	3/0	7/1	10/1
Tommy Stevens	--	--	--	5/5	5/5
Michael Story	8/2	6/0	9/1	6/0	29/3
Nathan Swanson	--	--	2/0	--	2/0
Dedrick Thomas	10/0	13/0	13/8	7/6	43/14
Erroll Thompson	--	13/3	13/13	7/7	33/23
Keytaon Thompson	--	10/1	9/1	--	19/2
Sherman Timbs	--	--	1/0	7/0	7/0
Powers Warren	--	--	5/0	1/0	6/0
Tim Washington	12/0	13/0	13/0	6/0	44/0
Nathaniel Watson	--	--	2/0	3/0	5/0
Evans Wilkerson	12/0	13/0	13/0	7/0	45/0
Austin Williams	--	--	13/5	7/0	20/5
Darryl Williams	7/0	13/13	12/12	7/7	39/32
Tyler Williams	--	--	9/0	4/1	13/1
Lee Witherspoon	--	--	--	5/0	5/0
Cameron Young	--	--	1/0	6/0	7/0
Isaiah Zuber	--	--	--	7/2	7/2

* 11/0 in 2015

LONG PLAYS

MISSISSIPPI STATE'S 20+ YARD PLAYS

MSU'S 20+ YARD PLAYS BREAKDOWN

BY PLAY

Pass	17
Rush	9
TOTAL	26

BY GAME

Louisiana	3
Southern Miss.	4
Kansas State	3
Kentucky	6
Auburn	6
Tennessee	1
LSU	3
Texas A&M	
Arkansas	
Alabama	
Abilene Christian	
Ole Miss	

BY QUARTER

1st	6
2nd	7
3rd	7
4th	6

RUSHING

Kylin Hill	4
Garrett Shrader	4
Lee Witherspoon	1

PASSING

Garrett Shrader	13
Tommy Stevens	4

RECEIVING

Osirus Mitchell	5
Dedrick Thomas	4
Austin Williams	2
Isaiah Zuber	2
Malik Dear	1
Nick Gibson	1
Farrod Green	1
JaVonta Payton	1

20+ MORE YARD TOUCHDOWNS

Osirus Mitchell	4
Stephen Guidry	1
Lee Witherspoon	1

MSU'S 20+ YARD PLAYS FROM SCRIMMAGE

Yards	Type	Player	Opponent	Qtr.
49	Rush	Garrett Shrader	Kentucky	4th
47	Pass	Farrod Green from Garrett Shrader	Auburn	2nd
36	Rush	Garrett Shrader	Kentucky	2nd
35*	Pass	Osirus Mitchell from Tommy Stevens	Kansas State	2nd
31*	Pass	Osirus Mitchell from Tommy Stevens	Louisiana	1st
30	Pass	JaVonta Payton from Garrett Shrader	Auburn	4th
29	Pass	Isaiah Zuber from Garrett Shrader	LSU	3rd
28*	Pass	Osirus Mitchell from Tommy Stevens	Southern Miss	1st
28	Pass	Austin Williams from Tommy Stevens	Louisiana	2nd
26	Pass	Dedrick Thomas from Garrett Shrader	Kansas State	3rd
25	Pass	Dedrick Thomas from Garrett Shrader	Kentucky	3rd
24	Pass	Nick Gibson from Garrett Shrader	LSU	2nd
24*	Pass	Stephen Guidry from Garrett Shrader	LSU	4th
24	Rush	Garrett Shrader	Auburn	1st
22	Rush	Kylin Hill	Kansas State	2nd
22	Rush	Kylin Hill	Southern Miss	1st
22	Rush	Kylin Hill	Southern Miss	3rd
22*	Rush	Lee Witherspoon	Southern Miss	4th
21	Pass	Osirus Mitchell from Garrett Shrader	Tennessee	4th
21*	Pass	Osirus Mitchell from Garrett Shrader	Auburn	3rd
21	Pass	Dedrick Thomas from Garrett Shrader	Kentucky	1st
20	Rush	Garrett Shrader	Auburn	4th
20	Pass	Isaiah Zuber from Garrett Shrader	Auburn	3rd
20	Pass	Austin Williams from Garrett Shrader	Kentucky	2nd
20	Pass	Malik Dear from Garrett Shrader	Kentucky	3rd
20	Rush	Kylin Hill	Louisiana	1st

*Denotes play resulted in touchdown.

MISSISSIPPI STATE'S LONGEST PLAYS OF THE SEASON

Type	Play	Opponent
Rushing	49 yards by Garrett Shrader	vs. Kentucky (9/21)
Rushing Touchdown	22 yards by Lee Witherspoon	vs. Southern Miss (9/7)
Passing	47 yards by Garrett Shrader to Farrod Green	vs. Auburn (9/28)
Passing Touchdown	35 yards by Tommy Stevens to Osirus Mitchell	vs. Kansas State (9/14)
Punt Return	40 yards by Malik Dear	vs. Louisiana (8/31)
Kick Return	24 yards by JaVonta Payton	vs. Kansas State (9/14)
Interception Return	52 yards by Willie Gay Jr.	vs. Kentucky (9/21)
Punt	59 yards by Tucker Day	vs. Southern Miss (9/7)
Field Goal	51 yards by Jace Christmann	vs. Tennessee (10/12)

MISCELLANEOUS STATS

Games with a Reception

Player	'16	'17	'18	'19	Career
#1 Stephen Guidry	--	--	12	5	17
#2 Dedrick Thomas	3	11	10	7	31
#3 Devonta Jason	--	--	2	--	2
#4 JaVonta Payton	--	--	--	4	4
#5 Osirus Mitchell	--	5	10	6	21
#8 Kylin Hill	--	3	10	5	18
#9 Malik Dear (10 in '15)	10	--	1	1	22
#12 Isaiah Zuber	--	--	--	4	4
#18 Cameron Gardner	--	--	--	1	1
#21 Nick Gibson	0	3	5	1	9
#25 Brad Cumbest	--	--	1	--	1
#82 Farrod Green	6	5	9	6	26
#84 Dontea Jones	--	0	4	3	7
#85 Austin Williams	--	--	7	3	10

Games with 5+ Receptions

Player	'16	'17	'18	'19	Career
#1 Stephen Guidry	--	--	0	1	1
#2 Dedrick Thomas	0	0	0	--	0
#3 Devonta Jason	--	--	0	--	0
#5 Osirus Mitchell	--	0	2	4	5
#8 Kylin Hill	--	0	1	--	1
#9 Malik Dear (1 in '15)	0	--	0	--	1
#21 Nick Gibson	0	0	0	--	0
#25 Brad Cumbest	--	--	0	--	0
#82 Farrod Green	0	0	0	--	0
#84 Dontea Jones	--	0	0	--	0
#85 Austin Williams	--	--	0	--	0

Receptions of 20+ Yards

Player	'16	'17	'18	'19	Career
#1 Stephen Guidry	--	--	9	1	10
#2 Dedrick Thomas	0	4	4	3	11
#3 Devonta Jason	--	--	1	1	2
#5 Osirus Mitchell	--	--	7	4	11
#8 Kylin Hill	--	0	2	--	2
#9 Malik Dear (1 in '15)	4	--	0	--	5
#21 Nick Gibson	0	0	0	1	1
#25 Brad Cumbest	--	--	1	--	1
#82 Farrod Green	0	4	0	1	5
#84 Dontea Jones	--	0	1	--	1
#85 Austin Williams	--	--	3	2	5

Receptions of 50+ Yards

Player	'16	'17	'18	'19	Career
#1 Stephen Guidry	--	--	2	--	2
#2 Dedrick Thomas	0	0	0	--	0
#3 Devonta Jason	--	--	0	--	0
#5 Osirus Mitchell	--	--	1	--	1
#8 Kylin Hill	--	--	1	--	1
#9 Malik Dear (0 in '15)	0	--	0	--	0
#21 Nick Gibson	0	0	0	--	0
#25 Brad Cumbest	--	--	0	--	0
#82 Farrod Green	0	1	0	--	1
#84 Dontea Jones	--	0	0	--	0
#85 Austin Williams	--	--	0	--	0

Receptions for a First Down

Player	'16	'17	'18	'19	Career
#1 Stephen Guidry	--	--	15	15	30
#2 Dedrick Thomas	3	10	10	9	32
#3 Devonta Jason	--	--	2	--	2
#5 Osirus Mitchell	--	3	13	17	33
#8 Kylin Hill	--	1	6	4	11
#9 Malik Dear (14 in '15)	13	--	1	2	30
#12 Isaiah Zuber	--	--	--	4	4
#18 Cameron Gardner	--	--	--	1	1
#21 Nick Gibson	0	2	2	1	5
#25 Brad Cumbest	--	--	1	--	1
#82 Farrod Green	7	5	5	6	24
#84 Dontea Jones	--	0	3	3	6
#85 Austin Williams	--	--	5	4	9

100-Yards Receiving

Player	'16	'17	'18	'19	Career
#1 Stephen Guidry	--	--	1	--	1
#2 Dedrick Thomas	0	0	0	--	0
#3 Devonta Jason	--	--	0	--	0
#5 Osirus Mitchell	--	0	1	--	1
#8 Kylin Hill	--	0	0	--	0
#9 Malik Dear (0 in '15)	0	--	0	--	0
#21 Nick Gibson	0	0	0	--	0
#25 Brad Cumbest	--	--	0	--	0
#82 Farrod Green	0	0	0	--	0
#84 Dontea Jones	--	0	0	--	0
#85 Austin Williams	--	--	0	--	0

Games with a Receiving TD

Player	'16	'17	'18	'19	Career
#1 Stephen Guidry	--	--	3	3	6
#2 Dedrick Thomas	1	4	2	1	8
#3 Devonta Jason	--	--	0	--	0
#5 Osirus Mitchell	--	0	3	4	7
#8 Kylin Hill	--	0	4	--	4
#9 Malik Dear (1 in '15)	2	--	0	--	3
#21 Nick Gibson	0	0	0	--	0
#25 Brad Cumbest	--	--	0	--	0
#82 Farrod Green	1	0	0	--	1
#84 Dontea Jones	--	0	1	--	1
#85 Austin Williams	--	--	2	1	3

Games with Multiple Receiving TDs

Player	'16	'17	'18	'19	Career
#1 Stephen Guidry	--	--	0	--	0
#2 Dedrick Thomas	0	0	0	--	0
#3 Devonta Jason	--	--	0	--	0
#5 Osirus Mitchell	--	0	1	--	1
#8 Kylin Hill	--	0	0	--	0
#9 Malik Dear (1 in '15)	0	--	0	--	1
#21 Nick Gibson	0	0	0	--	0
#25 Brad Cumbest	--	--	0	--	0
#82 Farrod Green	0	0	0	--	0
#84 Dontea Jones	--	0	0	--	0
#85 Austin Williams	--	--	1	--	1

Runs of 10+ Yards

Player	'16	'17	'18	'19	Career
#6 Garrett Shrader	--	--	--	21	21
#8 Kylin Hill	--	14	19	21	54
#21 Nick Gibson	2	8	5	3	18

Runs of 20+ Yards

Player	'16	'17	'18	'19	Career
#6 Garrett Shrader	--	--	--	7	7
#8 Kylin Hill	--	1	5	4	11
#21 Nick Gibson	0	1	2	--	3

Runs of 50+ Yards

Player	'16	'17	'18	'19	Career
#8 Kylin Hill	--	0	1	--	1
#21 Nick Gibson	0	0	1	--	1

Rushing First Downs

Player	'16	'17	'18	'19	Career
#6 Garrett Shrader	--	--	--	25	25
#8 Kylin Hill	--	22	37	33	92
#21 Nick Gibson	3	11	11	3	28

100-Yards Rushing

Player	'16	'17	'18	'19	Career
#6 Garrett Shrader	--	--	--	2	2
#8 Kylin Hill	--	0	3	4	7
#21 Nick Gibson	0	0	0	--	0

Games with a Rushing Touchdown

Player	'16	'17	'18	'19	Career
#6 Garrett Shrader	--	--	--	3	3
#7 Tommy Stevens	--	--	--	2	2
#8 Kylin Hill	--	2	3	3	8
#21 Nick Gibson	0	1	1	2	4

Games with Multiple Rushing TDs

Player	'16	'17	'18	'19	Career
#8 Kylin Hill	--	0	1	1	2
#21 Nick Gibson	0	0	0	--	0

CAREER HIGHS

MISSISSIPPI STATE OFFENSIVE/SPECIAL TEAMS CAREER HIGHS

#1 WR STEPHEN GUIDRY

Receptions.....	6, vs LSU (10-19-19)
Receiving Yards.....	130, vs. Texas A&M (10-27-18)
Receiving TDs.....	1, (6x) last vs LSU (10-19-19)
Long Reception.....	84 vs. Texas A&M (10-27-18)

#2 WR DEDDRICK THOMAS

Receptions.....	4, vs. Ole Miss (11-23-17)
Receiving Yards.....	70, vs. LA Tech (11-3-18)
Receiving TDs.....	1, (5x) last vs Tennessee (10-12-19)
Long Reception.....	44, vs. Louisiana (9-15-18)
Punt Returns.....	4, vs. Massachusetts (11-3-17)
Punt Return Yards.....	104, vs. Massachusetts (11-3-17)
Long Punt Return.....	83 vs. Massachusetts (11-3-17)
Kick Returns.....	5, vs. Louisville (12-30-17)
Kick Return Yards.....	110, vs. Louisville (12-30-17)
Long Kick Return.....	22, (twice) last at Ole Miss (11-22-18)

#3 WR DEVONTA JASON

Receptions.....	1, (twice) last vs. LA Tech (11-3-18)
Receiving Yards.....	25, vs. Stephen F. Austin (9-1-18)
Receiving TDs.....	none
Long Reception.....	25, vs. Stephen F. Austin (9-1-18)

#4 JAVONTA PAYTON

Receptions.....	2, vs. Kentucky (9-21-19)
Receiving Yards.....	30, at Auburn (9-28-19)
Long Reception.....	30, at Auburn (9-28-19)

#5 WR OSIRUS MITCHELL

Receptions.....	6, (3x) last at Louisiana (8-31-19)
Receiving Yards.....	114, vs. Stephen F. Austin (9-1-18)
Receiving TDs.....	2, vs. Stephen F. Austin (9-1-18)
Long Reception.....	84, vs. Stephen F. Austin (9-1-18)

#6 QB GARRETT SHRADER

Completions.....	17, (2x) last vs LSU (10-19-19)
Attempts.....	28, vs LSU (10-19-19)
Passing Yards.....	238, vs LSU (10-19-19)
Passing TDs.....	2, at Auburn (9-28-19)
Long Pass.....	47, at Auburn (9-28-19)
Rushes.....	19, vs LSU (10-19-19)
Rushing Yards.....	125, vs. Kentucky (9-21-19)
Rushing TDs.....	1, (3x) last vs LSU (10-19-19)
Long Rush.....	49, vs. Kentucky (9-21-19)

#7 QB TOMMY STEVENS

Completions.....	20, at Louisiana (8-31-19)
Attempts.....	30, at Louisiana (8-31-19)
Passing Yards.....	236, at Louisiana (8-31-19)
Passing TDs.....	2, (twice) last vs. Southern Miss (9-7-19)
Long Pass.....	35, (twice) last vs. Kansas State (9-14-19)
Rushes.....	12, at Maryland (11-25-17)*
Rushing Yards.....	113, at Maryland (11-25-17)*
Rushing TDs.....	3, at Maryland (11-25-17)*
Long Rush.....	45, vs. Iowa (11-5-16)*
Receptions.....	3, vs. Washington (12-30-17)*
Receiving Yards.....	22, vs. Nebraska (11-18-17)*
Receiving TDs.....	1, (twice) last at Northwestern (10-7-17)*
Long Reception.....	13, vs. Nebraska (11-18-17)*

* achieved while playing at Penn State

#8 RB KYLIN HILL

Rushes.....	27, at Louisiana (8-31-19)
Rushing Yards.....	211, at Kansas State (9-8-18)
Rushing TDs.....	3, vs. Kentucky (9-21-19)
Long Rush.....	52, at Kansas State (9-8-18)
Receptions.....	5, vs. LA Tech (11-3-18)
Receiving Yards.....	53, vs. Stephen F. Austin (9-1-18)
Receiving TDs.....	1, (4x) last vs. Iowa (1-1-19)
Long Reception.....	53, vs. Stephen F. Austin (9-1-18)

#9 WR MALIK DEAR

Receptions.....	6, vs. LA Tech (10-17-15)
Receiving Yards.....	70, vs. LA Tech (10-17-15)
Receiving TDs.....	2, vs. Ole Miss (11-28-15)
Long Reception.....	27, vs. LA Tech (10-17-15)
Rushes.....	5, at Kentucky (10-22-16)
Rushing Yards.....	77, at Kentucky (10-22-16)
Long Rush.....	52, at Texas A&M (10-3-15)
Punt Returns.....	2, (3x) last vs LSU (10-19-19)
Punt Return Yards.....	40, at Louisiana (8-31-19)
Long Punt Return.....	40, at Louisiana (8-31-19)
Kick Returns.....	4, vs. Arkansas (11-19-16)
Kick Return Yards.....	56, vs. LA Tech (10-17-15)
Long Kick Return.....	34, vs. LA Tech (10-17-15)

#12 WR ISAAH ZUBER

Receptions.....	10, at West Virginia (9-22-18)*
Receiving Yards.....	144, vs. UTSA (9-15-18)*
Receiving TDs.....	2, (twice) last vs. Iowa State (11-24-18)*
Long Reception.....	72, vs. UTSA (9-15-18)*
Punt Returns.....	4, at TCU (11-3-18)*
Punt Return Yards.....	92, at South Dakota (9-1-18)*
Long Punt Return.....	85, at South Dakota (9-1-18)*

* achieved while playing at Kansas State

#18 WR CAMERON GARDNER

Receptions.....	1, vs. Southern Miss (9-7-19)
Receiving Yards.....	7, vs. Southern Miss (9-7-19)
Receiving TDs.....	none
Long Reception.....	7, vs. Southern Miss (9-7-19)

#21 RB NICK GIBSON

Rushes.....	9, vs. Arkansas (11-17-18)
Rushing Yards.....	64, vs. LA Tech (11-3-18)
Rushing TDs.....	1, (4x) last vs. Southern Miss (9-7-19)
Long Rush.....	62, vs. LA Tech (11-3-18)
Receptions.....	1, (several times) last vs LSU (10-19-19)
Receiving Yards.....	12, (twice) last at LSU (10-20-18)
Long Reception.....	12, (twice) last at LSU (10-20-18)

#22 RB LEE WITHERSPOON

Rushes.....	7, vs. Southern Miss (9-7-18)
Rushing Yards.....	40, vs. Southern Miss (9-7-18)
Rushing TDs.....	1, vs. Southern Miss (9-7-18)
Long Rush.....	22, vs. Southern Miss (9-7-18)

#25 WR BRAD CUMBEST

Receptions.....	1, vs. Louisiana (9-15-18)
Receiving Yards.....	21, vs. Louisiana (9-15-18)
Receiving TDs.....	none
Long Reception.....	21, vs. Louisiana (9-15-18)

#32 RB ROBERT RIVERS

Rushes.....	3, vs. Louisiana (9-15-18)
Rushing Yards.....	21, vs. Louisiana (9-15-18)
Rushing TDs.....	none
Long Rush.....	9, vs. Louisiana (9-15-18)

#82 TE FARROD GREEN

Receptions.....	3, (5x) last at Auburn (9-28-19)
Receiving Yards.....	69, at Auburn (9-28-19)
Receiving TDs.....	1, at Massachusetts (9-24-16)
Long Reception.....	62, vs. Charleston Southern (9-2-17)

#84 TE DONTA JONES

Receptions.....	2, (twice) last vs. Kansas State (9-14-19)
Receiving Yards.....	32, vs. Kansas State (9-14-19)
Receiving TDs.....	1, vs. Stephen F. Austin (9-1-18)
Long Reception.....	26, vs. Kansas State (9-14-19)

#85 WR AUSTIN WILLIAMS

Receptions.....	3, at Louisiana (8-31-19)
Receiving Yards.....	52, vs. Arkansas (11-17-18)
Receiving TDs.....	2, vs. Arkansas (11-17-18)
Long Reception.....	33, vs. Arkansas (11-17-18)

#26 K JORDAN LAWLESS

Field Goal Attempts.....	2, at Louisiana (8-31-19)
Field Goals Made.....	1, at Louisiana (8-31-19)
Field Goal Long.....	37, at Louisiana (8-31-19)
PATs Made.....	5, at Louisiana (8-31-19)
Kickoffs.....	none
Kickoff Yards.....	none
Kickoff Average.....	none

#27 P KODY SCHEXNAYDER

Punts.....	7, at Alabama (11-12-16)
Punt Yards.....	210, at Alabama (11-12-16)
Punt Average.....	46.67, at Ole Miss (11-26-16)
Long Punt.....	52, vs. Texas A&M (11-5-16)
50+ Yard Punts.....	1, (twice) last at Ole Miss (11-26-16)
Punts Downed Inside 20.....	2, at Alabama (11-12-16)

#42 P TUCKER DAY

Punts.....	8, at Alabama (11-10-18)
Punt Yards.....	294, at Alabama (11-10-18)
Punt Average.....	50.4, vs. Iowa (1-1-19)
Long Punt.....	70, (2x) last vs LSU (10-19-19)
50+ Yard Punts.....	2, (twice) last vs. Southern Miss (9-7-19)
Punts Downed Inside 20.....	3, (3x) last vs. Southern Miss (9-7-19)

#47 K JACE CHRISTMANN

Field Goal Attempts.....	4, vs. Auburn (10-6-18)
Field Goals Made.....	3, (3x) last vs. Iowa (1-1-19)
Field Goal Long.....	51, vs. Tennessee (10-12-19)
PATs Made.....	8, vs. Louisiana (9-15-18)
Kickoffs.....	1, (4x) last at Auburn (9-28-19)
Kickoff Yards.....	44, vs. LA Tech (11-3-18)
Kickoff Average.....	44.0, vs. LA Tech (11-3-18)

#47 K SCOTT GOODMAN

Kickoffs.....	10, vs. Stephen F. Austin (9-1-18)
Kickoff Yards.....	643, vs. Stephen F. Austin (9-1-18)
Kickoff Average.....	65.0, (twice) last at Alabama (11-10-18)

#97 P REED BOWMAN

Punts.....	2, at Auburn (9-28-19)
Punt Yards.....	82, at Auburn (9-28-19)
Punt Average.....	41.0, at Auburn (9-28-19)
Long Punt.....	51, at Auburn (9-28-19)
50+ Yard Punt.....	1, at Auburn (9-28-19)
Punts Downed Inside 20.....	1, at Auburn (9-28-19)

CAREER HIGHS

MISSISSIPPI STATE DEFENSIVE CAREER HIGHS

#1 CB MARTIN EMERSON

Tackles	6, at Auburn (9-28-19)
TFL	1.0, at Auburn (9-28-19)
Sacks	none
PBU	none
Interceptions	1, vs. Southern Miss (9-7-19)
Fumbles Forced	none
Fumbles Recovered	none

#2 CB JARRIAN JONES

Tackles	2, at Auburn (9-28-19)
TFL	none
Sacks	none
PBU	1, vs. Kansas State (9-14-19)
Interceptions	none
Fumbles Forced	none
Fumbles Recovered	1, vs. Kansas State (9-14-19)

#3 CB CAMERON DANTZLER

Tackles	7, (3x) last vs LSU (10-19-19)
TFL	1.0, (3x) last at Alabama (11-10-18)
Sacks	1.0, at Alabama (11-10-18)
PBU	3, (3x) last vs. Kentucky (9-21-19)
Interceptions	1, (5x) last vs Tennessee (10-12-19)
Fumbles Forced	1, vs LSU (10-19-19)
Fumbles Recovered	1, at Louisiana (8-31-19)

#5 DE CHAUNCEY RIVERS

Tackles	5, vs Tennessee (10-12-19)
TFL	2.0, vs. Louisiana (9-15-18)
Sacks	1.5, vs LSU (10-19-19)
PBU	1, vs. Kentucky (9-21-19)
Interceptions	none
Fumbles Forced	none
Fumbles Recovered	none

#6 LB WILLIE GAY JR.

Tackles	9, at Alabama (11-10-18)
TFL	2.0, at Alabama (11-10-18)
Sacks	2.0, at Alabama (11-10-18)
PBU	1, (3x) last vs. Florida (9-29-18)
Interceptions	1, (3x) last vs. Kentucky (9-21-19)
Fumbles Forced	1, vs. Massachusetts (11-3-17)
Fumbles Recovered	1, at Ole Miss (11-22-18)

#7 S MARCUS MURPHY

Tackles	2, vs. LA Tech (11-3-18)
TFL	0.5, vs. Arkansas (11-17-18)
Sacks	none
PBU	1, vs. Arkansas (11-17-18)
Interceptions	none
Fumbles Forced	none
Fumbles Recovered	none

#8 CB MAURICE SIMTHERMAN

Tackles	5, (2x) last vs Tennessee (10-12-19)
TFL	none
Sacks	none
PBU	1, (3x) last at LSU (10-20-18)
Interceptions	1, (3x) last at Louisiana (8-31-19)
Fumbles Forced	1, vs. Arkansas (11-17-18)
Fumbles Recovered	none

#10 LB LEO LEWIS

Tackles	12, (twice) last vs. Kansas State (9-14-19)
TFL	2.0, vs. South Alabama (9-3-16)
Sacks	1.0, (3x) last vs LSU (10-19-19)
PBU	1, (4x) last vs. Kansas State (9-14-19)
Interceptions	none
Fumbles Forced	1, (2x) at Auburn (9-28-19)
Fumbles Recovered	2, at Auburn (9-28-19)

#11 S JAQUARIUS LANDREWS

Tackles	9, at Auburn (9-28-19)
TFL	none
Sacks	none
PBU	1, at Auburn (9-28-19)
Interceptions	none
Fumbles Forced	none
Fumbles Recovered	none

#12 S SHAWN PRESTON, JR.

Tackles	5, vs LSU (10-19-19)
TFL	2.5, vs. Texas A&M (10-27-18)
Sacks	2.0, vs. Texas A&M (10-27-18)
PBU	4, vs. Kentucky (9-21-19)
Interceptions	none
Fumbles Forced	none
Fumbles Recovered	none

#13 CB TYLER WILLIAMS

Tackles	3, (3x) last vs. Kentucky (9-21-19)
TFL	none
Sacks	none
PBU	2, at Louisiana (8-31-19)
Interceptions	none
Fumbles Forced	none
Fumbles Recovered	1, vs. Southern Miss (9-7-19)

#14 LB NATHANIEL WATSON

Tackles	2, vs. Stephen F. Austin (9-1-18)
TFL	none
Sacks	none
PBU	none
Interceptions	none
Fumbles Forced	none
Fumbles Recovered	none

#16 CB KOREY CHARLES

Tackles	1, (5x) last vs. Southern Miss (9-7-19)
TFL	none
Sacks	none
PBU	none
Interceptions	none
Fumbles Forced	none
Fumbles Recovered	none

#18 LB AARON BRULE

Tackles	1, (4x) last vs Tennessee (10-12-19)
TFL	none
Sacks	none
PBU	none
Interceptions	none
Fumbles Forced	none
Fumbles Recovered	1, at Auburn (9-28-19)

#20 CB TAURY DIXON

Tackles	1, at Louisiana (8-31-19)
TFL	none
Sacks	none
PBU	none
Interceptions	none
Fumbles Forced	none
Fumbles Recovered	none

#29 S C.J. MORGAN

Tackles	9, (2x) last vs Tennessee (10-12-19)
TFL	0.5, vs. Southern Miss (9-7-19)
Sacks	none
PBU	4, vs LSU (10-19-19)
Interceptions	1, (3x) last vs. Southern Miss (9-7-19)
Fumbles Forced	none
Fumbles Recovered	none

#31 S AADREEKIS CONNER

Tackles	2, vs. Kansas State (9-14-19)
TFL	none
Sacks	none
PBU	none
Interceptions	none
Fumbles Forced	none
Fumbles Recovered	none

#32 S BRIAN COLE II

Tackles	7, (2x) vs LSU (10-19-19)
TFL	2.5, vs. Southern Miss (9-7-19)
Sacks	1.0, (3x) last vs. Kansas State (9-14-19)
PBU	1, vs. Kentucky (9-21-19)
Interceptions	1, (2x) last vs Tennessee (10-12-19)
Fumbles Forced	1, vs. Kansas State (9-14-19)
Fumbles Recovered	1, at Louisiana (8-31-19)

#40 LB ERROLL THOMPSON

Tackles	14, vs. Florida (9-29-18)
TFL	2.5, vs. Arkansas (11-17-18)
Sacks	1.5, vs. Arkansas (11-17-18)
PBU	1, (twice) last vs. Kentucky (9-21-19)
Interceptions	1, (twice) last vs. Texas A&M (10-27-18)
Fumbles Forced	1, vs. Ole Miss (11-23-17)
Fumbles Recovered	1, at Louisiana (8-31-19)

#42 DE MARQUISS SPENCER

Tackles	5, at BYU (10-14-16)
TFL	1.5, at Arkansas (11-18-17)
Sacks	1.0, (twice) last vs. Southern Miss (9-7-19)
PBU	1, (3x) vs LSU (10-19-19)
Interceptions	none
Fumbles Forced	1, (twice) last vs. Southern Miss (9-7-19)
Fumbles Recovered	1, (3x) last at Arkansas (11-18-17)

#43 DE FLETCHER ADAMS

Tackles	5, (twice) last vs. Ole Miss (11-23-17)
TFL	1.5, vs. Charleston Southern (9-2-17)
Sacks	1.0, (3x) last at Auburn (9-28-19)
PBU	1, vs. LSU (9-16-17)
Interceptions	none
Fumbles Forced	1, (twice) last vs. Kentucky (9-21-19)
Fumbles Recovered	none

CAREER HIGHS

MISSISSIPPI STATE DEFENSIVE CAREER HIGHS

#50 LB TIM WASHINGTON

Tackles 9, vs. Louisiana (9-15-18)
TFL 1.0, (3x) last vs. Kentucky (9-21-19)
Sacks 1.0, vs. Kentucky (9-21-19)
PBU none
Interceptions none
Fumbles Forced 2, at Auburn (9-28-19)
Fumbles Recovered none

#52 DE KOBE JONES

Tackles 6, vs. Charleston Southern (9-2-17)
TFL 2.5, vs. Charleston Southern (9-2-17)
Sacks 1.0, (twice) last at Auburn (9-28-19)
PBU none
Interceptions none
Fumbles Forced 1, vs. Charleston Southern (9-2-17)
Fumbles Recovered 1, vs. Auburn (10-6-18)

#54 DT FABIEN LOVETT

Tackles 4, vs. Tennessee (10-12-19)
TFL 0.5, vs. Tennessee (10-12-19)
Sacks 0.5, vs. Tennessee (10-12-19)
PBU none
Interceptions none
Fumbles Forced none
Fumbles Recovered none

#84 DT JADEN CRUMEDY

Tackles 3, (twice) last at Auburn (9-28-19)
TFL 1.0, at Auburn (9-28-19)
Sacks none
PBU none
Interceptions none
Fumbles Forced none
Fumbles Recovered none

#90 DT LEE AUTRY

Tackles 3, (2x) last vs. Tennessee (10-12-19)
TFL 1.0, (2x) last vs. Tennessee (10-12-19)
Sacks 0.5, vs. Tennessee (10-12-19)
PBU none
Interceptions none
Fumbles Forced none
Fumbles Recovered none

#92 DT KENDELL JONES

Tackles 2, vs. Charleston Southern (9-1-17)
TFL 0.5, vs. Charleston Southern (9-1-17)
Sacks none
PBU none
Interceptions none
Fumbles Forced none
Fumbles Recovered none

#93 DT CAMERON YOUNG

Tackles 1, at Auburn (9-28-19)
TFL none
Sacks none
PBU none
Interceptions none
Fumbles Forced none
Fumbles Recovered none

#99 DT JAMES JACKSON

Tackles 2, vs. Stephen F. Austin (9-1-18)
TFL none
Sacks none
PBU none
Interceptions none
Fumbles Forced 1, at Auburn (9-28-19)
Fumbles Recovered none

GAME SUPERLATIVES

MISSISSIPPI STATE

INDIVIDUAL GAME HIGHS

Rushes	27	Kylin Hill at Louisiana (Aug 31, 2019)
Yards Rushing	197	Kylin Hill at Louisiana (Aug 31, 2019)
TD Rushes	3	Kylin Hill vs Kentucky (Sep 21, 2019)
Long Rush	49	Garrett Shrader vs Kentucky (Sep 21, 2019)
Pass attempts	30	Tommy Stevens at Louisiana (Aug 31, 2019)
Pass completions	20	Tommy Stevens at Louisiana (Aug 31, 2019)
Yards Passing	238	Garrett Shrader vs LSU (Oct 19, 2019)
TD Passes	2	Tommy Stevens at Louisiana (Aug 31, 2019)
		Tommy Stevens vs Southern Miss (Sep 07, 2019)
		Garrett Shrader at Auburn (Sep 28, 2019)
Long Pass	47	Garrett Shrader at Auburn (Sep 28, 2019)
Receptions	6	Osirus Mitchell at Louisiana (Aug 31, 2019)
		Stephen Guidry vs LSU (Oct 19, 2019)
Yards Receiving	98	Stephen Guidry vs LSU (Oct 19, 2019)
TD Receptions	1	Osirus Mitchell at Louisiana (Aug 31, 2019)
		Austin Williams at Louisiana (Aug 31, 2019)
		Stephen Guidry vs Southern Miss (Sep 07, 2019)
		Osirus Mitchell vs Southern Miss (Sep 07, 2019)
		Osirus Mitchell vs Kansas State (Sep 14, 2019)
		Stephen Guidry at Auburn (Sep 28, 2019)
		Osirus Mitchell at Auburn (Sep 28, 2019)
		Dedrick Thomas at Tennessee (Oct 12, 2019)
		Stephen Guidry vs LSU (Oct 19, 2019)
Long Reception	47	Farrod Green at Auburn (Sep 28, 2019)
Field Goals	1	Jordan Lawless at Louisiana (Aug 31, 2019)
		Jace Christmann vs Southern Miss (Sep 07, 2019)
		Jace Christmann vs Kansas State (Sep 14, 2019)
		Jace Christmann at Auburn (Sep 28, 2019)
		Jace Christmann at Tennessee (Oct 12, 2019)
Long Field Goal	51	Jace Christmann at Tennessee (Oct 12, 2019)
Punts	6	Tucker Day vs Kansas State (Sep 14, 2019)
Punting Avg	49.8	Tucker Day vs Southern Miss (Sep 07, 2019)
Long Punt	70	Tucker Day vs LSU (Oct 19, 2019)
Punts inside 20	3	Tucker Day vs Southern Miss (Sep 07, 2019)
Long Punt Return	40	Malik Dear at Louisiana (Aug 31, 2019)
Long Kickoff Return	28	Isaiah Zuber vs LSU (Oct 19, 2019)
Tackles	13	Erroll Thompson at Tennessee (Oct 12, 2019)
Sacks	1.5	Chauncey Rivers vs LSU (Oct 19, 2019)
Tackles For Loss	2.5	Brian Cole II vs Southern Miss (Sep 07, 2019)
Interceptions	1	Cameron Dantzler at Louisiana (Aug 31, 2019)
		Martin Emerson vs Southern Miss (Sep 07, 2019)
		C.J. Morgan vs Southern Miss (Sep 07, 2019)
		Willie Gay Jr. vs Kentucky (Sep 21, 2019)
		Cameron Dantzler at Tennessee (Oct 12, 2019)
		Brian Cole II at Tennessee (Oct 12, 2019)

TEAM GAME HIGHS

Rushes	44	vs Kansas State (Sep 14, 2019)
Yards Rushing	261	at Louisiana (Aug 31, 2019)
Yards Per Rush	6.5	at Louisiana (Aug 31, 2019)
TD Rushes	3	at Louisiana (Aug 31, 2019)
		vs Southern Miss (Sep 07, 2019)
		vs Kentucky (Sep 21, 2019)
Pass attempts	30	at Louisiana (Aug 31, 2019)
Pass completions	20	at Louisiana (Aug 31, 2019)
Yards Passing	238	vs LSU (Oct 19, 2019)
Yards Per Pass	8.5	vs LSU (Oct 19, 2019)
TD Passes	2	at Louisiana (Aug 31, 2019)
		vs Southern Miss (Sep 07, 2019)
		at Auburn (Sep 28, 2019)
Total Plays	71	vs Kansas State (Sep 14, 2019)
Total Offense	497	at Louisiana (Aug 31, 2019)
Yards Per Play	7.1	at Louisiana (Aug 31, 2019)
Points	38	at Louisiana (Aug 31, 2019)
		vs Southern Miss (Sep 07, 2019)
Sacks By	3	vs Kentucky (Sep 21, 2019)
		vs LSU (Oct 19, 2019)
First Downs	29	at Louisiana (Aug 31, 2019)
Penalties	13	vs LSU (Oct 19, 2019)
Penalty Yards	109	vs LSU (Oct 19, 2019)
Turnovers	3	vs Kansas State (Sep 14, 2019)
		at Tennessee (Oct 12, 2019)
		vs LSU (Oct 19, 2019)
Interceptions By	2	vs Southern Miss (Sep 07, 2019)
		at Tennessee (Oct 12, 2019)
Punts	6	vs Kansas State (Sep 14, 2019)
		at Auburn (Sep 28, 2019)
Punting Avg	49.8	vs Southern Miss (Sep 07, 2019)
Long Punt	70	vs LSU (Oct 19, 2019)
Punts inside 20	3	vs Southern Miss (Sep 07, 2019)
Long Punt Return	40	at Louisiana (Aug 31, 2019)

GAME SUPERLATIVES

OPPONENTS

INDIVIDUAL GAME HIGHS

Rushes	19	Tim Jordan, at Tennessee (Oct 12, 2019)
Yards Rushing	105	Asim Rose, vs Kentucky (Sep 21, 2019)
TD Rushes	3	JaTarvious Whitlow, at Auburn (Sep 28, 2019)
Long Rush	31	Asim Rose, vs Kentucky (Sep 21, 2019)
Pass attempts	41	Sawyer Smith, vs Kentucky (Sep 21, 2019)
Pass completions	25	Joe Burrow, vs LSU (Oct 19, 2019)
Yards Passing	335	Bo Nix, at Auburn (Sep 28, 2019)
TD Passes	4	Joe Burrow, vs LSU (Oct 19, 2019)
Long Pass	65	Jack Abraham, vs Southern Miss (Sep 07, 2019)
Receptions	8	Jamal Bell, at Louisiana (Aug 31, 2019)
		Seth Williams, at Auburn (Sep 28, 2019)
		Justin Jefferson, vs LSU (Oct 19, 2019)
Yards Receiving	161	Seth Williams, at Auburn (Sep 28, 2019)
TD Receptions	2	Seth Williams, at Auburn (Sep 28, 2019)
Long Reception	65	Jordan Mitchell, vs Southern Miss (Sep 07, 2019)
Field Goals	3	Cade York, vs LSU (Oct 19, 2019)
Long Field Goal	49	Brent Cimaglia at Tennessee (Oct 12, 2019)
Punts	5	Devin Anctil, vs Kansas State (Sep 14, 2019)
		Zach Von Rosenberg, vs LSU (Oct 19, 2019)
Punting Avg	51.3	Max Duffy, vs Kentucky (Sep 21, 2019)
Long Punt	61	Devin Anctil, vs Kansas State (Sep 14, 2019)
Punts inside 20	2	Joe Doyle, at Tennessee (Oct 12, 2019)
		Zach Von Rosenberg, vs LSU (Oct 19, 2019)
Long Punt Return	25	Phillip Brooks, vs Kansas State (Sep 14, 2019)
		Lynn Bowden, vs Kentucky (Sep 21, 2019)
Long Kickoff Return	100	Malik Knowles, vs Kansas State (Sep 14, 2019)
Tackles	11	Denzel Goolsby, vs Kansas State (Sep 14, 2019)
		Grant Delpit, vs LSU (Oct 19, 2019)
Sacks	2.0	Ty Williams, vs Southern Miss (Sep 07, 2019)
		Darrell Taylor, at Tennessee (Oct 12, 2019)
Tackles For Loss	2.0	Ty Williams, vs Southern Miss (Sep 07, 2019)
		K.J. Britt, at Auburn (Sep 28, 2019)
		Darrell Taylor, at Tennessee (Oct 12, 2019)
		M. Divinity, vs LSU (Oct 19, 2019)
Interceptions	1	AJ Parker, vs Kansas State (Sep 14, 2019)
		Denzel Goolsby, vs Kansas State (Sep 14, 2019)
		Quandre Mosely, vs Kentucky (Sep 21, 2019)
		Nigel Warrior, at Tennessee (Oct 12, 2019)
		Trevon Flowers, at Tennessee (Oct 12, 2019)
		Kenneth George, at Tennessee (Oct 12, 2019)
		JaCoby Stevens, vs LSU (Oct 19, 2019)
		Kristian Fulton, vs LSU (Oct 19, 2019)

TEAM GAME HIGHS

Rushes	45	at Auburn (Sep 28, 2019)
Yards Rushing	217	at Auburn (Sep 28, 2019)
Yards Per Rush	5.5	vs Kentucky (Sep 21, 2019)
TD Rushes	6	at Auburn (Sep 28, 2019)
Pass attempts	42	vs Kentucky (Sep 21, 2019)
Pass completions	25	vs LSU (Oct 19, 2019)
Yards Passing	361	at Auburn (Sep 28, 2019)
Yards Per Pass	15.0	at Auburn (Sep 28, 2019)
TD Passes	4	vs LSU (Oct 19, 2019)
Total Plays	78	at Louisiana (Aug 31, 2019)
Total Offense	578	at Auburn (Sep 28, 2019)
Yards Per Play	8.4	at Auburn (Sep 28, 2019)
Points	56	at Auburn (Sep 28, 2019)
Sacks By	7	at Tennessee (Oct 12, 2019)
First Downs	27	at Louisiana (Aug 31, 2019)
Penalties	7	vs Kansas State (Sep 14, 2019)
		vs LSU (Oct 19, 2019)
Penalty Yards	88	vs LSU (Oct 19, 2019)
Turnovers	4	at Louisiana (Aug 31, 2019)
Interceptions By	3	at Tennessee (Oct 12, 2019)
Punts	5	vs Southern Miss (Sep 07, 2019)
		vs Kansas State (Sep 14, 2019)
		vs LSU (Oct 19, 2019)
Punting Avg	51.3	vs Kentucky (Sep 21, 2019)
Long Punt	61	vs Kansas State (Sep 14, 2019)
Punts inside 20	2	at Tennessee (Oct 12, 2019)
		vs LSU (Oct 19, 2019)
Long Punt Return	25	vs Kansas State (Sep 14, 2019)
		vs Kentucky (Sep 21, 2019)

TAKEAWAYS AND TURNOVERS

MISSISSIPPI STATE TAKEAWAYS

Opponent	Takeaway	Qtr.	Time	Yard-Line	Result	Result of Drive
Louisiana	Cameron Dantzler INTERCEPTION	1	12:15	UL 35	No return	Turnover (fumble)
	Brian Cole II FUMBLE RECOVERY	1	7:28	Own 48	No return	Turnover (downs)
	Erroll Thompson FUMBLE RECOVERY	2	11:14	UL 42	No return	Nick Gibson 8-yard TD rush
	Cameron Dantzler FUMBLE RECOVERY	3	3:53	Own 12	No return	Punt
	Tyler Williams FUMBLE RECOVERY	2	10:39	Own 42	No return	Punt
	Martin Emerson INTERCEPTION	4	3:07	Own 33	45-yard return	Lee Witherspoon 22-yard TD rush
Kansas State	C.J. Morgan INTERCEPTION	4	1:33	Own 38	9-yard return	End of game
	Paul Blackwell FUMBLE RECOVERY	2	10:44	Own 49	No return	Tommy Stevens 2-yard TD rush
	Darryl Williams FUMBLE RECOVERY	3	11:37	Own 17	4-yard return	Garrett Shrader 5-yard TD rush
	Jarrian Jones FUMBLE RECOVERY	3	1:58	Own 44	No return	Jace Christmann 47-yard FG
Kentucky	Willie Gay Jr. INTERCEPTION	1	13:35	Own 48	52-yard return (TD)	Willie Gay Jr. 52-yard TD return
Auburn	Leo Lewis FUMBLE RECOVERY	2	4:31	AU 48	No return	Turnover (fumble)
	Leo Lewis FUMBLE RECOVERY	3	11:01	Own 39	No return	Punt
	Aaron Brule FUMBLE RECOVERY	4	12:47	AU 47	No return	Turnover (downs)
Tennessee	Cameron Dantzler INTERCEPTION	1	11:06	Own 0	No return	Punt
	Brian Cole II INTERCEPTION	2	2:19	Own 0	No return	Turnover (interception)

TOTAL 16 Takeaways (6 interceptions, 10 fumbles) 5 Touchdowns, 1 Field Goal (38 points)

MISSISSIPPI STATE TURNOVERS

Opponent	Takeaway	Qtr.	Time	Yard-Line	Result	Result of Drive
Louisiana	Mi Jacquet III FUMBLE RECOVERY	1	10:11	Own 28	No return	Turnover (fumble)
	Paul Boudreaux FUMBLE RECOVERY	1	4:22	MSU 15	No return	Elija Mitchell 3-yard TD rush
Kansas State	Denzel Goolsby INTERCEPTION	1	6:28	KSU 31	16-yard return	Blake Lynch 35-yard FG
	Daniel Green FUMBLE RECOVERY	2	3:16	MSU 39	9-yard return	Skylar Thompson 1-yard TD rush
	AJ Parker INTERCEPTION	3	11:37	MSU 40	Fumble (recovered by MSU)	Garrett Shrader 5-yard TD rush
Kentucky	Quandre Mosely INTERCEPTION	2	0:48	Own 12	39-yard return	Chance Poore missed 47-yard FG
	Jamari Brown FUMBLE RECOVERY	3	9:10	Own 20	No return	Kavosiey Smoke 2-yard TD rush
Auburn	Jordyn Peters FUMBLE RECOVERY	1	9:41	Own 18	No return	Anthony Schwartz 13-yard TD rush
	Jeremiah Dinson FUMBLE RECOVERY	2	2:44	AU 16	No return	Ja'Tarvious Whitlow 3-yard TD rush
Tennessee	Kenneth George INTERCEPTION	1	1:14	Own 10	24-yard return	Punt
	Trevon Flowers INTERCEPTION	2	0:59	Own 49	14-yard return	Brent Cimaglia 49-yard FG
	Nigel Warrior INTERCEPTION	3	4:57	Own 38	-3-yard return	Punt
	Rashard Lawrence FUMBLE RECOVERY	2	11:37	MSU 45	1-yard return	Cade York 25-yard FG
LSU	JaCoby Stevens INTERCEPTION	2	1:53	MSU 49	9-yard return	Ja'Marr Chase 8-yard TD catch
	Kristian Fulton INTERCEPTION	3	3:02	Own 40	No return	Punt

TOTAL 15 Turnovers (8 interceptions, 7 fumbles) 6 Touchdowns, 3 Field Goals (51 points)

2019 GAME LEADERS

MISSISSIPPI STATE GAME-BY-GAME LEADERS

Opponent	Rushes	Rush Yards	Catches	Receiving Yards	Tackles	Tackles-For-Loss	Sacks
at Louisiana	27, K. Hill	197, K. Hill	6, O. Mitchell	88, O. Mitchell	10, E. Thompson	1.0, 3 players	1.0, Team
Southern Miss	14, K. Hill	123, K. Hill	3, O. Mitchell	46, O. Mitchell	7, 2 players	2.5, B. Cole	1.0, 2 players
Kansas State	24, K. Hill	111, K. Hill	5, O. Mitchell	74, O. Mitchell	12, L. Lewis	2.0, B. Cole	1.0, B. Cole
Kentucky	26, K. Hill	125, G. Shrader	4, O. Mitchell	46, D. Thomas	9, C. Morgan	1.0, 5 players	1.0, 3 players
at Auburn	17, K. Hill	89, G. Shrader	3, F. Green	69, F. Green	8, 2 players	1.0, 6 players	1.0, 2 players
at Tennessee	13, G. Shrader	62, G. Shrader	5, O. Mitchell	58, O. Mitchell	13, E. Thompson	1.0, 4 players	0.5, 2 players
LSU	19, G. Shrader	66, G. Shrader	6, S. Guidry	98, S. Guidry	8, J. Landrews	1.5, 2 players	1.5, C. Rivers
at Texas A&M							
at Arkansas							
Alabama							
Abilene Christian							
Ole Miss							

OPPONENT GAME-BY-GAME LEADERS

Opponent	Rushes	Rush Yards	Catches	Receiving Yards	Tackles	Tackles-For-Loss	Sacks
at Louisiana	14, E. Mitchell	80, R. Calais	8, J. Bell	113, J. Bell	9, P. Butler	1.0, 2 players	1.0, 2 players
Southern Miss	6, D. Harris	51, K. Perkins	6, J. Mitchell	94, J. Mitchell	10, S. Showers	2.0, T. Williams	2.0, T. Williams
Kansas State	17, J. Gilbert	59, J. Gilbert	3, D. Schoen	50, D. Schoen	11, D. Goolsby	1.5, K. Ball	1.0, 2 players
Kentucky	10, K. Smoke	105, A. Rose	7, L. Bowden	129, L. Bowden	10, B. Echols	1.5, D. Square	1.0, 2 players
at Auburn	10, J. Whittlow	56, B. Nix	8, S. Williams	161, S. Williams	6, D. Thomas	2.0, K. Britt	1.0, 2 players
at Tennessee	19, T. Jordan	63, T. Chandler	3, 2 players	56, T. Byrd	7, D. Bituli	2.0, D. Taylor	2.0, D. Taylor
LSU	11, C. Edwards-Helaire	53, C. Edwards-Helaire	8, J. Jefferson	89, J. Jefferson	11, G. Delpit	2.0, M. Divinity	1.0, 2 players
at Texas A&M							
at Arkansas							
Alabama							
Abilene Christian							
Ole Miss							

LAST TIME IT HAPPENED

LAST TIME MISSISSIPPI STATE ...

RUSHING

Had 400+ yards rushing:	at Ole Miss, 2016 (457)
Had 300+ yards rushing:	at Ole Miss, 2018 (309)
Had 250+ yards rushing:	at Louisiana, 2019 (261)
Had 200+ yards rushing:	vs. Kentucky, 2019 (241)
Had 70+ rushing attempts:	vs. Arkansas, 2010 (70)
Had 60+ rushing attempts:	vs. Ole Miss, 2017 (62)
Had 50+ rushing attempts:	at Ole Miss, 2018 (51)
Had seven+ rushing TDs:	vs. Louisiana, 2018 (6)
Had six+ rushing TDs:	vs. Louisiana, 2018 (6)
Had five+ rushing TDs:	vs. Louisiana, 2018 (6)
Had four+ rushing TDs:	at Ole Miss, 2018 (4)
Had three+ rushing TDs:	vs. Kentucky, 2019 (3)
Had two+ players with 100 yards rushing:	vs. Kentucky, 2019 (Garrett Shrader 125, Kylin Hill 120)
Had three+ players with 100 yards rushing:	vs. NE Louisiana, 1996 (Tony Buckhalter 119, Nakia Greer 110, Robert Isaac 103)

PASSING

Had 450+ yards passing:	at Arkansas, 2015 (508)
Had 400+ yards passing:	vs. Samford, 2016 (417)
Had 300+ yards passing:	vs. Stephen F. Austin, 2018 (398)
Had 200+ yards passing:	vs. LSU, 2019 (238)
Had 40+ pass attempts:	at Alabama, 2016 (43)
Had 30+ pass attempts:	at Louisiana, 2019 (30)
Had 25+ pass completions:	vs. UMass, 2016 (26)
Had 20+ pass completions:	at Louisiana, 2019 (20)
Had five+ passing TDs:	vs. Arkansas, 2018 (5)
Had four+ passing TDs:	vs. Arkansas, 2018 (5)
Had three+ passing TDs:	vs. Arkansas, 2018 (5)
Had four+ passes intercepted:	at LSU, 2018 (4)
Had three+ passes intercepted:	at Tennessee, 2019 (3)

RECEIVING

Had two players with 100 yards receiving:	vs. Samford, 2016 (Donald Gray, 207; Fred Ross, 107)
Had 10+ different receivers catch a pass:	vs. Stephen F. Austin, 2018 (12)
Had eight+ different receivers catch a pass:	at Louisiana, 2019 (9)

COMBINATION OFFENSE

Had one 300-yard passer and one 100-yard rusher in a game:	vs. Brigham Young, 2001 (Kevin Fant 346 pass & Dizenzo Miller 119 rush)
Had one 100-yard receiver and one 100-yard rusher in a game:	vs. Stephen F. Austin, 2018 (Osirus Mitchell 114 receiving & Keytaon Thompson 109 rush)

TOTAL OFFENSE

Had 600+ yards total offense:	vs. Louisiana, 2018 (607)
Had 550+ yards total offense:	vs. Louisiana, 2018 (607)
Had 500+ yards total offense:	vs. Louisiana Tech, 2018 (532)
Had 400+ yards total offense:	vs. Kentucky, 2019 (421)
Had 85+ plays total offense:	vs. Ole Miss, 2017 (94)
Had 80+ plays total offense:	vs. Ole Miss, 2017 (94)
Had 75+ plays total offense:	vs. Louisville, 2017 (75)

SCORING

Scored 60+ points:	vs. Stephen F. Austin, 2018 (63)
Scored 50+ points:	vs. Arkansas, 2018 (52)
Scored 40+ points:	vs. Arkansas, 2018 (52)

LAST TIME IT HAPPENED

LAST TIME MISSISSIPPI STATE ...

Scored 30+ points:	vs. Southern Miss, 2019 (38)
Allowed 60+ points:	vs. South Carolina, 1995 (65)
Allowed 50+ points:	at Auburn, 2019 (56)
Allowed 40+ points:	at Auburn, 2019 (56)
Allowed 30+ points:	vs. LSU, 2019 (36)
Was held scoreless:	at Alabama, 2018 (0-24)
Was held scoreless at Scott Field:	vs. LSU, 2007 (0-45)
Was held scoreless on the road:	at No. 1 Alabama, 2018 (0-24)
Was held scoreless at a non-campus site:	vs. Florida, 1989 (21-0 in Tampa, Fla.)
Held opponent scoreless:	vs. Charleston Southern, 2017 (49-0)
Held opponent scoreless at Scott Field:	vs. Charleston Southern, 2017 (49-0)
Held opponent scoreless on the road:	at South Carolina, 1998 (38-0)
Held opponent scoreless at neutral site:	vs. Kansas, 1981 Hall of Fame Bowl (10-0)
Held opponent without a touchdown:	at Ole Miss, 2018 (35-3)
Held opponent without an offensive touchdown:	at Ole Miss, 2018 (35-3)
Held two opponents scoreless in one season:	2014
Held three opponents scoreless in one season:	1963
Held an SEC opponent scoreless:	vs. Vanderbilt, 2014 (51-0)
Held two SEC opponents scoreless in one season:	1998
Scored a two-point conversion passing:	vs. Arkansas, 2016 (Nick Fitzgerald to Fred Ross)
Scored a two-point conversion rushing:	vs. Ole Miss, 2017 (Keytaon Thompson rush)
Attempted a two-point conversion:	vs. LSU, 2019 (pass unsuccessful)

TURNOVERS

Committed eight+ turnovers:	at Arkansas, 2003 (8)
Committed seven+ turnovers:	vs. LSU, 2007 (7)
Had five+ fumbles:	vs. Georgia Tech, 2009 (5)
Lost four+ fumbles:	vs. Georgia Tech, 2009 (4)
Lost three+ fumbles:	vs. Ole Miss, 2017 (3)
Did not commit a turnover:	vs. Southern Miss, 2019 (0)
Did not cause a turnover:	vs. Alabama, 2017
Recorded six+ takeaways:	at Kentucky, 2007 (6)
Recorded five+ takeaways:	vs. Arkansas, 2012 (5)
Returned three+ interceptions for TDs:	vs. Arkansas State, 1994 (Walt Harris - 41; Jimmy Lipscomb - 28; Dwayne Curry - 29)
Returned two+ interceptions for TDs:	vs. Jackson State, 2012 (Darius Slay - 52, Matthew Wells - 22)
Returned one interception for a TD:	vs. Kentucky, 2019 (52 yards by Willie Gay Jr.)
Returned a fumble for a TD:	at Louisiana Tech, 2017 (90 yards by Jeffery Simmons)
Two players had 2+ interceptions	at Middle Tennessee, 2009 (Corey Broomfield - 2; Johnthan Banks - 2)

DEFENSE

Held opponent to 10 or fewer first downs:	vs. BYU, 2017 (8)
Held opponent to 0 or fewer yards rushing:	vs. Iowa, 2018 (-15 yds, 20 att.)
Held opponent to 25 or fewer yards rushing:	vs. Iowa, 2018 (-15 yds, 20 att.)
Held opponent to 50 or fewer yards rushing:	vs. Iowa, 2018 (-15 yds, 20 att.)
Held opponent to 50 or fewer yards passing:	vs. Charleston Southern, 2017 (15)
Held opponent to 100 or fewer yards rushing:	vs. LSU, 2019 (86 yds, 25 att.)
Held opponent to 100 or fewer yards passing:	vs. Louisiana Tech, 2018 (98)
Held opponent to 100 or fewer yards total offense:	vs. Charleston Southern, 2017 (33)
Held opponent to 200 or fewer yards total offense:	vs. Iowa, 2018 (199)
Held opponent to 250 or fewer yards total offense:	vs. Iowa, 2018 (199)
Held opponent to 300 or fewer yards total offense:	vs. Kansas State, 2019 (269)
Intercepted five+ passes:	at Memphis, 2002 (5)
Intercepted four+ passes:	at Middle Tennessee, 2009 (4)
Intercepted three+ passes:	vs. Louisville, 2017 (4)
Scored a safety:	vs. Charleston Southern, 2017 (2)

LAST TIME IT HAPPENED

LAST TIME MISSISSIPPI STATE ...

Scored two+ safeties:	vs. Charleston Southern, 2017 (2)
Recorded nine+ sacks:	at Ole Miss, 1996 (9.0)
Recorded eight+ sacks:	vs. Oklahoma State, 1999 (8.0)
Recorded six+ sacks:	vs. Louisville, 2017 (6)
Recorded five+ sacks:	vs. Arkansas, 2018 (5)
Recorded four+ sacks:	at Ole Miss, 2018 (4)
Did not record a sack:	vs. Arkansas, 2016
Recorded 10+ tackles for loss	at Ole Miss, 2018 (11)
Had four players record 10+ tackles:	vs. Texas A&M, 2012 (B. McKinney, C. Lawrence, N. Whitley, M. Wells)
Had three players record 10+ tackles:	at LSU, 2018 (J. Abram, M. McLaurin, J. Simmons)
Had two players record 10+ tackles:	vs. Arkansas, 2018 (J. Abram, E. Thompson)

SPECIAL TEAMS

Returned a punt for a TD:	vs. UMass, 2017 (Dedrick Thomas - 82)
Returned a blocked punt for a TD:	at Louisiana Tech, 2017 (Jeffery Simmons - 90)
Returned a kickoff for a TD:	at Southern Miss, 2015 (Brandon Holloway - 100)
Returned a blocked FG for a TD:	vs. Southern Miss, 2014 (Jay Hughes - 70)
Blocked one punt:	at Louisiana Tech, 2017 (Jeffery Simmons)
Blocked two punts:	vs. LSU, 1999 (Robert Bean, Eugene Clinton, Rob Knight)
Blocked three punts:	vs. LSU, 1999 (Robert Bean, Eugene Clinton, Rob Knight)
Punted 10+ times:	at Ole Miss, 2008 (10)
Did not punt:	vs. Troy, 2013
Blocked a field goal	vs. Miami (Ohio), 2016 (Nelson Adams)
Had a punt blocked:	at Texas A&M, 2017 (Armani Watts)
Had a field goal blocked:	at Arkansas, 2013 (Devon Bell 28-yard attempt)
Blocked a PAT kick:	vs. Miami (Ohio), 2016 (Johnathan Calvin)
Scored on a blocked PAT kick:	vs. Texas A&M, 2000 (Julius Griffith)
Missed a kicking PAT:	at Ole Miss, 2016
Had a kicking PAT blocked:	at Louisiana Tech, 2017
Recovered an onside kick:	at Texas A&M, 2017

MISCELLANEOUS

Had 30+ first downs:	vs. BYU, 2017 (35)
Had 20+ first downs:	vs. LSU, 2019 (21)
Had 20+ penalties:	vs. Clemson, 1999 (21)
Had 10+ penalties:	vs. LSU, 2019 (13)
Had 100+ yards in penalties:	vs. LSU, 2019 (109)
Had 35 minutes+ of possession time:	at Ole Miss, 2018 (36:14)
Had 40 minutes+ of possession time:	vs. Auburn, 2018 (41:53)
Was involved in a tie game:	vs. Arkansas, 1993 (13-13)
Was involved in an overtime game:	2OT at BYU, 2016 (L, 28-21)

LAST TIME IT HAPPENED

LAST TIME A MISSISSIPPI STATE PLAYER ...

RUSHING

Rushed 40+ times:	Michael Davis vs. Ole Miss, 1993 (40)
Rushed 35+ times:	James Johnson vs. Alabama, 1998 (36)
Rushed 30+ times:	Vick Ballard vs. Arkansas, 2010 (33)
Rushed 25+ times:	Kylin Hill vs. Kentucky, 2019 (26)
Rushed for 250+ yards:	Nick Fitzgerald at Ole Miss, 2016 (258)
Rushed for 200+ yards:	Kylin Hill at Kansas State, 2018 (211)
Rushed for 175+ yards:	Kylin Hill vs. Louisiana, 2019 (197)
Rushed for 150+ yards:	Kylin Hill vs. Louisiana, 2019 (197)
Rushed for 125+ yards:	Garrett Shrader vs. Kentucky, 2019 (125)
Rushed for 100+ yards:	Garrett Shrader and Kylin Hill vs. Kentucky, 2019 (125 and 120)
Rushed for 100+ yards (QB):	Garrett Shrader vs. Kentucky, 2019 (125)
Rushed for four+ touchdowns:	Nick Fitzgerald vs. Louisiana, 2018 (4)
Rushed for three+ touchdowns:	Kylin Hill vs. Kentucky, 2019 (3)
Rushed for two+ touchdowns:	Kylin Hill vs. Kentucky, 2019 (3)
Had a run of 80+ yards:	James Johnson at Alabama, 1997 (83)
Had a run of 70+ yards:	Nick Fitzgerald vs. Texas A&M, 2018 (76)
Had a run of 60+ yards:	Nick Fitzgerald vs. Texas A&M, 2018 (76)
Had a run of 50+ yards:	Nick Fitzgerald vs. Texas A&M, 2018 (76)

PASSING

Passed for 450+ yards:	Dak Prescott at Arkansas, 2015 (508)
Passed for 400+ yards:	Nick Fitzgerald vs. Samford, 2016 (417)
Passed for 300+ yards:	Keytaon Thompson vs. Stephen F. Austin, 2018 (364)
Passed for 250+ yards:	Keytaon Thompson vs. Stephen F. Austin, 2018 (364)
Passed for 200+ yards:	Garrett Shrader vs. LSU, 2019 (238)
Attempted 45+ passes:	Dak Prescott at Arkansas, 2015 (50)
Attempted 35+ passes:	Nick Fitzgerald vs. Samford, 2016 (35)
Completed 30+ passes:	Keytaon Thompson vs. Stephen F. Austin, 2018 (31)
Completed 25+ passes:	Keytaon Thompson vs. Stephen F. Austin, 2018 (31)
Completed 20+ passes:	Tommy Stevens vs. Louisiana, 2019 (20)
Threw four+ touchdown passes:	Nick Fitzgerald vs. Arkansas, 2018 (4)
Threw three+ touchdown passes:	Nick Fitzgerald vs. Arkansas, 2018 (4)
Threw five+ interceptions:	Michael Henig vs. LSU, 2007 (6)
Threw four+ interceptions:	Nick Fitzgerald at LSU, 2018 (4)
Threw three+ interceptions:	Nick Fitzgerald at LSU, 2018 (4)
Completed pass for 90+ yards:	Kevin Fant to Terrell Grindle vs. Kentucky, 2002 (91)
Completed pass for 80+ yards:	Nick Fitzgerald to Stephen Guidry vs. Texas A&M, 2018 (84)
Completed pass for 70+ yards:	Nick Fitzgerald to Stephen Guidry vs. Texas A&M, 2018 (84)
Completed pass for 60+ yards:	Nick Fitzgerald to Stephen Guidry vs. Texas A&M, 2018 (84)
Completed pass for 50+ yards:	Nick Fitzgerald to Stephen Guidry vs. Texas A&M, 2018 (84)
Completed pass for 40+ yards:	Garrett Shrader to Farrod Green at Auburn, 2019 (47)

RECEIVING

Caught 15+ passes:	Eric Moulds at Tennessee, 1995 (15)
Caught 10+ passes:	Fred Ross vs. Arkansas, 2016 (10)
Caught seven+ passes:	Fred Ross vs. Arkansas, 2016 (10)
Had 200+ yards receiving:	Donald Gray vs. Samford, 2016 (207)
Had 175+ yards receiving:	Donald Gray vs. Samford, 2016 (207)
Had 150+ yards receiving:	Fred Ross vs. Arkansas, 2016 (171)
Had 100+ yards receiving:	Stephen Guidry vs. Texas A&M, 2018 (130)
Caught three+ TD passes:	Donald Gray vs. Samford, 2016 (3)
Caught two+ TD passes:	Austin Williams vs. Arkansas, 2018 (2)

LAST TIME IT HAPPENED

LAST TIME A MISSISSIPPI STATE PLAYER ...

TOTAL OFFENSE

Had 450+ yards total offense:	Keytaon Thompson vs. Stephen F. Austin, 2018 (473)
Had 400+ yards total offense:	Keytaon Thompson vs. Stephen F. Austin, 2018 (473)
Had 350 yards+ total offense:	Nick Fitzgerald vs. Louisiana Tech, 2018 (350)
Had 300 yards+ total offense:	Garrett Shrader vs. LSU, 2019 (304)
Had 100 yards both passing and rushing:	Garrett Shrader vs. Kentucky, 2019 (125 rush, 180 pass)

SCORING

Accounted for five+ touchdowns:	Nick Fitzgerald vs. Arkansas, 2018 (1 rush, 4 pass)
Accounted for four+ touchdowns:	Nick Fitzgerald vs. Arkansas, 2018 (1 rush, 4 pass)
Accounted for three+ touchdowns:	Kylin Hill vs. Kentucky, 2019 (3 rush)
Scored four+ touchdowns:	Nick Fitzgerald vs. Louisiana, 2018 (4 rush)
Scored three+ touchdowns:	Kylin Hill vs. Kentucky, 2019 (3 rush)
Scored two+ touchdowns:	Kylin Hill vs. Kentucky, 2019 (3 rush)
Scored two+ non-offensive TDs:	Jeffery Simmons (FR & blkd punt) at Louisiana Tech, 2017

DEFENSE

Intercepted three+ passes:	Mark McLaurin vs. Louisville, 2017 (3)
Intercepted two+ passes:	Mark McLaurin vs. Louisville, 2017 (3)
Intercepted a pass	2 players vs. Tennessee, 2019 (1)
Recovered three+ fumbles:	Chris Correro vs. Memphis, 1987 (3)
Recovered two+ fumbles:	Leo Lewis at Auburn, 2019 (2)
Recovered a fumble	Leo Lewis (2) and Aaron Brule at Auburn, 2019 (3)
Forced two+ fumbles:	Tim Washington at Auburn, 2019 (2)
Forced a fumble	Tim Washington (2) and Leo Lewis (1) at Auburn, 2019 (3)
Recorded five+ sacks:	Greg Favors at Ole Miss, 1996 (5.5)
Recorded three+ sacks:	Montez Sweat vs. Auburn, 2018 (3.0)
Recorded two+ sacks:	Willie Gay Jr. at Alabama, 2018 (2.0)
Recorded five+ tackles for loss:	Deljuan Robinson vs. Auburn, 2006 (5.0)
Recorded three+ tackles for loss:	Johnathan Abram vs. Arkansas, 2018 (3.5)
Recorded 20+ tackles:	Mario Haggan vs. Arkansas, 2000 (20)
Recorded 10+ tackles:	Erroll Thompson vs. Tennessee, 2019 (13)
Recorded 10+ tackles in back-to-back games:	Beniquez Brown, 2015 (Two Straight) vs. Alabama (11), at Arkansas (12)
Returned an interception for a touchdown:	Willie Gay Jr. (53) vs. Kentucky, 2019

SPECIAL TEAMS

Scored 10+ points kicking:	Jace Christmann vs. Auburn, 2018 (11)
Kicked five+ field goals:	Derek DePasquale vs. UAB, 2010 (5)
Kicked four+ field goals:	Derek DePasquale vs. UAB, 2010 (5)
Kicked three+ field goals:	Jace Christmann vs. Auburn, 2018 (3)
Made one field goal of 50+ yards	Jace Christmann at Tennessee, 2019 (51)
Kicked two field goals of 50+ yards:	Brian Hazelwood vs. Memphis, 1997 (51, 53)
Kicked one field goal of 50+ yards:	Jace Christmann at Tennessee, 2019 (51)
Kicked a punt of 70+ yards:	Tucker Day vs. LSU, 2019 (70)
Kicked a punt of 60+ yards:	Tucker Day vs. LSU, 2019 (70)
Punted 10+ times:	Blake McAdams at Ole Miss, 2008 (12)
Totaled 175+ kick return yards:	Jameon Lewis at Ole Miss, 2012 (183, 5 ret.)
Totaled 150+ kick return yards:	Jameon Lewis at Ole Miss, 2012 (183, 5 ret.)
Totaled 100+ kick return yards:	Keith Mixon vs. Arkansas, 2016 (106, 5 ret.)
Totaled 50+ punt return yards:	Keith Mixon vs. Stephen F. Austin, 2018 (64, 6 ret.)

LAST TIME IT HAPPENED

LAST TIME AN OPPONENT ...

RUSHING

Had 400+ yards rushing:	Georgia Tech, 2014 (452)
Had 300+ yards rushing:	Arkansas, 2016 (357)
Had 200+ yards rushing:	Auburn, 2019 (217)
Had 70+ rushing attempts:	Oklahoma State, 1998 (71)
Had 60+ rushing attempts:	Georgia Tech, 2014 (61)
Had 50+ rushing attempts:	Auburn, 2016 (58)
Had 40+ rushing attempts	Tennessee, 2019 (44)
Had six+ rushing TDs:	Auburn, 2019 (6)
Had four+ rushing TDs:	Auburn, 2019 (6)
Had two players with 100 yds rushing:	Arkansas, 2016 (Williams 205, Whaley 112)

PASSING

Had 400+ yards passing:	Samford, 2016 (468)
Had 300+ yards passing:	LSU, 2019 (327)
Had 200+ yards passing:	LSU, 2019 (327)
Had 60+ pass attempts:	Samford, 2016 (70)
Had 50+ pass attempts:	Samford, 2016 (70)
Had 40+ pass attempts:	Kentucky, 2019 (41)
Had 30+ pass attempts:	LSU, 2019 (35)
Had 40+ pass completions:	Samford, 2016 (42)
Had 30+ pass completions:	Alabama, 2016 (31)
Had 25+ pass completions:	LSU, 2019 (25)
Had 20+ pass completions:	LSU, 2019 (25)
Had five+ passing TDs:	Alabama, 2016 (5)
Had four+ passing TDs:	LSU, 2019 (4)
Had three+ passing TDs:	LSU, 2019 (4)

RECEIVING

Had two players with 100 yards receiving in a game:	Samford, 2016 (Karelc Hamilton 213 and Kelvin McKnight 115)
Had four+ players catch five+ passes:	Arkansas, 2015 (5)
Had three+ players catch five+ passes:	Ole Miss, 2016 (3)
Had 12+ players catch a pass:	Florida, 2018 (12)
Had eight+ players catch a pass	LSU, 2019 (8)

TOTAL OFFENSE

Had 650+ yards total offense:	Arkansas, 2016 (661)
Had 600+ yards total offense:	Arkansas, 2016 (661)
Had 550+ yards total offense:	Auburn, 2019 (578)
Had 500+ yards total offense:	Auburn, 2019 (578)
Had 400+ yards total offense:	LSU, 2019 (413)
Had 80+ plays total offense:	Louisiana Tech, 2017 (80)
Had 75+ plays total offense:	Louisiana, 2019 (76)

SCORING

Scored 60+ points:	South Carolina, 1995 (65)
Scored 50+ points:	Auburn, 2019 (56)
Scored 40+ points:	Auburn, 2019 (56)
Scored 30+ points:	LSU, 2019 (36)
Scored a two-point conversion rushing:	Arkansas, 2016
Scored a two-point conversion passing:	Southern Miss, 2019
Failed on a two-point conversion attempt:	Arkansas, 2016

LAST TIME IT HAPPENED

LAST TIME AN OPPONENT ...

TURNOVERS

Had five+ fumbles:	Ole Miss, 2011 (6)
Had four+ fumbles lost:	LSU, 2004 (4)
Had three+ fumbles lost:	Auburn, 2019 (3)
Committed five+ turnovers:	Arkansas, 2012 (5)
Did not commit a turnover:	LSU, 2019
Intercepted five+ MSU passes:	LSU, 2010 (5)
Intercepted four+ MSU passes:	LSU, 2018 (4)
Intercepted three+ MSU passes:	Tennessee, 2019 (3)
Returned an interception for a TD:	UMass, 2017 (Isaiah Rodgers)
Returned a fumble for a TD:	Arkansas, 2017 (Briston Guidry 0-yd fumble recovery)

DEFENSE

Held MSU to 10 or fewer first downs:	Alabama, 2018 (7)
Recorded 10+ sacks:	Ole Miss, 2008 (11)
Recorded seven+ sacks:	Tennessee, 2019 (7)
Scored a safety:	Texas A&M, 2013
Scored two safeties:	Florida, 2005
Held MSU to 25 or fewer yards rushing:	Alabama, 2011 (12)
Held MSU to 100 or fewer yards passing:	Auburn, 2018 (69)
Held MSU to 50 or fewer yards passing:	Florida, 2010 (33)
Held MSU to 300 or less yards total offense:	Tennessee, 2019 (267)
Held MSU to 200 or less yards total offense:	Alabama, 2018 (184)
Held MSU to 100 or fewer yards both rushing & passing:	Ole Miss, 2008 (-51 rush, 88 pass)

SPECIAL TEAMS

Returned a punt for a TD:	Texas A&M, 2016 (Christian Kirk - 93)
Returned a blocked punt for a TD:	Ole Miss, 2013 (Terrell Grant - 0)
Returned a kickoff for a TD:	Kansas State, 2019 (Malik Knowles - 100)
Punted 10+ times:	Vanderbilt, 2009 (11)
Did not punt:	Arkansas, 2016
Missed a kicking PAT:	LSU, 2019
Missed two kicking PATs:	Tulane, 2006
Blocked a field goal:	Arkansas, 2013
Blocked a punt:	Texas A&M, 2017

MISCELLANEOUS

Had 30+ first downs:	Ole Miss, 2016 (31)
Had 10+ penalties:	Florida, 2018 (11)
Had 100+ yards in penalties:	LSU, 2017 (112)
Had 35 minutes+ of possession time:	Louisiana Tech, 2017 (36:08)
Had two 100-yard rushers and one 100-yard receiver:	Georgia Tech, 2014 (Days 171 rush, Thomas 121 rush, Waller 114 rec.)
Had one 100-yard rusher and one 100-yard receiver:	Alabama, 2016 (Hurts 100 rush, Stewart 156 rec.)

INDIVIDUAL RUSHING

Rushed 40+ times:	Deuce McAllister (Ole Miss), 1998 (40)
Rushed 35+ times:	Kamryn Pettway (Auburn), 2016 (39)
Rushed for 200+ yards:	Rawleigh Williams III (Arkansas), 2016 (205)
Rushed for 175+ yards:	Rawleigh Williams III (Arkansas), 2016 (205)
Rushed for 150+ yards:	Benny Snell (Kentucky), 2018 (165)
Rushed for 125+ yards:	Benny Snell (Kentucky), 2018 (165)
Rushed for 100+ yards:	Benny Snell (Kentucky), 2018 (165)

LAST TIME IT HAPPENED

LAST TIME AN OPPONENT ...

Rushed for five+ touchdowns:	Carnell Williams (Auburn), 2003 (6)
Rushed for four+ touchdowns:	Benny Snell (Kentucky), 2018 (4)
Had a run of 80+ yards:	Marquis Young (UMass), 2016 (83)
Had a run of 70+ yards:	Lamar Jackson (Louisville), 2017 (75)
Had a run of 60+ yards:	Lamar Jackson (Louisville), 2017 (75)
Had a run of 50+ yards:	Lamar Jackson (Louisville), 2017 (75)

INDIVIDUAL PASSING

Passed for 450+ yards:	Devlin Hodges (Samford), 2016 (468)
Passed for 400+ yards:	Devlin Hodges (Samford), 2016 (468)
Passed for 300+ yards:	Joe Burrow (LSU), 2019 (327)
Attempted 60+ passes:	Devlin Hodges (Samford), 2016 (69)
Attempted 50+ passes:	Devlin Hodges (Samford), 2016 (69)
Completed 30+ passes:	Devlin Hodges (Samford), 2016 (42)
Completed 20+ passes:	Joe Burrow (LSU), 2019 (25)
Threw five+ touchdown passes:	Brandon Allen (Arkansas), 2015 (7)
Threw four+ touchdown passes:	Joe Burrow (LSU), 2019 (4)
Completed a pass for 80+ yards:	Jacoby Brisett to Pharoah McKeever (NC State), 2015 (82)
Completed a pass for 70+ yards:	Nate Stanley to Nick Easley (Iowa), 2018 (75)
Completed a pass for 60+ yards:	Joe Burrow to Racey McMath, 2019 (60)

INDIVIDUAL RECEIVING

Caught 10+ passes:	Karel Hamilton (Samford), 2016 (14)
Caught seven+ passes:	Justin Jefferson (LSU), 2019 (8)
Had 150+ yards receiving:	A.J. Brown (Ole Miss), 2017 (167)
Had 100+ yards receiving:	Seth Williams (Auburn), 2019 (161)
Caught three+ TD passes:	ArDarius Stewart (Alabama), 2016 (3)
Caught two+ TD passes:	Seth Williams (Auburn), 2019 (2)

INDIVIDUAL TOTAL OFFENSE

Had 500+ yards total offense:	Devlin Hodges (Samford), 2016 (513)
Had 400+ yards total offense:	Jalen Hurts (Alabama), 2016 (447)
Had 100 yards both passing and rushing:	Lamar Jackson (Louisville), 2017, (171 pass/158 rush)

INDIVIDUAL SCORING

Accounted for six+ touchdowns:	Brandon Allen (Arkansas), 2015 (7 pass)
Accounted for five+ touchdowns:	Rawleigh Williams III (Arkansas), 2016 (4 rush, 1 pass)
Accounted for four+ touchdowns:	Joe Burrow (LSU), 2019 (4 pass)
Scored four+ touchdowns:	Benny Snell (Kentucky), 2018 (4 rush)
Scored three+ touchdowns:	JaTarvious Whitlow (Auburn), 2019 (3 rush)

INDIVIDUAL DEFENSE

Intercepted three+ passes:	Craig Steltz (LSU), 2007 (3)
Intercepted two+ passes:	Grant Delpit (LSU), 2018 (2)
Recorded three+ sacks:	Jonathan Allen (Alabama), 2015 (3)
Recorded two+ sacks:	Ty Williams (Southern Miss), 2019 (2)

SPECIAL TEAMS

Scored 10+ points kicking:	Cade York (LSU), 2019 (12)
Kicked five+ field goals:	Austin MacGinnis (Kentucky), 2016 (5)
Kicked four field goals:	Cole Tracy (LSU), 2018 (4)

2019 MSU STATISTICS

MISSISSIPPI STATE COMBINED TEAM STATISTICS

Date	Opponent	Score	Att.	Record:	Overall	Home	Away	Neutral
Aug 31, 2019	at Louisiana	W 38-28	22440	All games	3-4	2-2	1-2	0-0
Sep 07, 2019	SOUTHERN MISS	W 38-15	55143	Conference	1-3	1-1	0-2	0-0
Sep 14, 2019	KANSAS STATE	L 24-31	54522	Non-Conference	2-1	1-1	1-0	0-0
* Sep 21, 2019	KENTUCKY	W 28-13	54556					
* Sep 28, 2019	at #7 Auburn	L 23-56	87451					
* Oct 12, 2019	at Tennessee	L 10-20	85462					
* Oct 19, 2019	#2 LSU	L 13-36	59282					
				Team Statistics			MS	OPP
Rushing				FIRST DOWNS		155		142
Kylin Hill				Rushing		69		58
Garrett Shrader				Passing		71		73
Nick Gibson				Penalty		15		11
Tommy Stevens				RUSHING YARDAGE		1254		1066
Lee Witherspoon				Rushing Attempts		277		242
JaVonta Payton				Average Per Rush		4.5		4.4
Dedrick Thomas				Average Per Game		179.1		152.3
Isaiah Zuber				TDs Rushing		13		13
Total				PASSING YARDAGE		1343		1711
Opponents				Comp-Att-Int		105-175-8		120-199-6
				Average Per Pass		7.7		8.6
				Average Per Catch		12.8		14.3
				Average Per Game		191.9		244.4
				TDs Passing		9		11
Passing				TOTAL OFFENSE		2597		2777
Garrett Shrader				Average Per Play		5.7		6.3
Tommy Stevens				Average Per Game		371.0		396.7
Total				KICK RETURNS: #-Yards		10-178		17-368
Opponents				PUNT RETURNS: #-Yards		7-52		11-120
				INT RETURNS: #-Yards		6-106		8-122
				FUMBLES-LOST		10-7		15-10
				PENALTIES-Yards		45-372		33-308
				PUNTS-AVG		30-43.5		26-45.0
				TIME OF POSSESSION/Game		32:04		27:55
				3RD-DOWN Conversions		28/78		26/77
				4TH-DOWN Conversions		2/7		3/8
				Interceptions		no. yds avg td lg		
				Cameron Dantzler		2 0 0.0 0 0		
				Brian Cole II		1 0 0.0 0 0		
				Martin Emerson		1 45 45.0 0 45		
				Willie Gay Jr.		1 52 52.0 1 52		
				C.J. Morgan		1 9 9.0 0 9		
				Punting		no. yds avg lg tb fc i20 50+ blk		
				Tucker Day		28 1223 43.7 70 3 4 7 6 0		
				Reed Bowman		2 82 41.0 51 0 0 1 1 0		
				Punt Returns		no. yds avg td lg		
				Malik Dear		6 52 8.7 0 40		
				Taury Dixon		1 0 0.0 0 0		
				Total		7 52 7.4 0 40		
				Opponents		11 120 10.9 0 25		
				Kick Returns		no. yds avg td lg		
				JaVonta Payton		3 56 18.7 0 24		
				Isaiah Zuber		3 64 21.3 0 28		
				Brian Cole II		3 44 14.7 0 18		
				Dedrick Thomas		1 14 14.0 0 14		
				Total		10 178 17.8 0 28		
				Opponents		17 368 21.6 1 100		
				All Purpose		g rush rcv pr kr lr total avg/g		
				Kylin Hill		7 643 75 0 0 0 718 102.6		
				Garrett Shrader		6 440 0 0 0 0 440 73.3		
				Osirus Mitchell		7 0 335 0 0 0 335 47.9		
				Dedrick Thoma		7 5 205 0 14 0 224 32.0		
				Stephen Guidry		6 0 211 0 0 0 211 35.2		
				Total		7 1254 1343 52 178 106 2933 419.0		
				Opponents		7 1066 1711 120 368 122 3387 483.9		
				Total Offense		g plays rush pass total avg/g		
				Garrett Shrader		6 184 440 828 1268 211.3		
				Kylin Hill		7 134 643 0 643 91.9		
				Tommy Stevens		5 103 52 515 567 113.4		
				Nick Gibson		5 12 59 0 59 11.8		
				Lee Witherspoon		5 12 47 0 47 9.4		
				Total		7 452 1254 1343 2597 371.0		
				Opponents		7 441 1066 1711 2777 396.7		
				Score by Quarters		1st 2nd 3rd 4th OT Total		
				Mississippi State		27 69 28 50 0 174		
				Opponents		44 64 38 53 0 199		
				Defensive Leaders		gp-gs ua a tot tfl/yds		
				40 Erroll Thompson		7-7 24 27 51 1.5-3		
				29 C.J. Morgan		7-7 26 24 50 0.5-2		
				11 Jaquarius Landrews		7-7 26 19 45 0.5-0		
				10 Leo Lewis		7-7 20 24 44 3.5-8		
				32 Brian Cole II		7-7 26 11 37 7.0-27		
				Total		7 248 210 458 35-119		
				Tackles		no-yds int-yds brup qbh		
				1-0-6		1 4 1-0		
				2-0-17		1 1 2-0 1		
				13-81		6-106 27 14 10-4 11		
				Sacks		no-yds int-yds brup qbh		
				1-0-6		1 4 1-0		
				2-0-17		1 1 2-0 1		
				13-81		6-106 27 14 10-4 11		
				Pass defense		no-yds int-yds brup qbh		
				1-0-6		1 4 1-0		
				2-0-17		1 1 2-0 1		
				13-81		6-106 27 14 10-4 11		
				Fumbles		no-yds int-yds brup qbh		
				1-0-6		1 4 1-0		
				2-0-17		1 1 2-0 1		
				13-81		6-106 27 14 10-4 11		
				blkd		no-yds int-yds brup qbh		
				1-0-6		1 4 1-0		
				2-0-17		1 1 2-0 1		
				13-81		6-106 27 14 10-4 11		
				saf		no-yds int-yds brup qbh		
				1-0-6		1 4 1-0		
				2-0-17		1 1 2-0 1		
				13-81		6-106 27 14 10-4 11		

OVERALL TEAM STATISTICS

Team Statistics	MS	OPP
SCORING	174	199
Points Per Game	24.9	28.4
Points Off Turnovers	38	51
FIRST DOWNS	155	142
Rushing	69	58
Passing	71	73
Penalty	15	11
RUSHING YARDAGE	1254	1066
Yards gained rushing	1433	1219
Yards lost rushing	179	153
Rushing Attempts	277	242
Average Per Rush	4.5	4.4
Average Per Game	179.1	152.3
TDs Rushing	13	13
PASSING YARDAGE	1343	1711
Comp-Att-Int	105-175-8	120-199-6
Average Per Pass	7.7	8.6
Average Per Catch	12.8	14.3
Average Per Game	191.9	244.4
TDs Passing	9	11
TOTAL OFFENSE	2597	2777
Total Plays	452	441
Average Per Play	5.7	6.3
Average Per Game	371.0	396.7
KICK RETURNS: #-Yards	10-178	17-368
PUNT RETURNS: #-Yards	7-52	11-120
INT RETURNS: #-Yards	6-106	8-122
KICK RETURN AVERAGE	17.8	21.6
PUNT RETURN AVERAGE	7.4	10.9
INT RETURN AVERAGE	17.7	15.2
FUMBLES-LOST	10-7	15-10
PENALTIES-Yards	45-372	33-308
Average Per Game	53.1	44.0
PUNTS-Yards	30-1305	26-1171
Average Per Punt	43.5	45.0
Net punt average	37.5	38.4
KICKOFFS-Yards	35-2087	39-2435
Average Per Kick	59.6	62.4
Net kick average	38.4	39.9
TIME OF POSSESSION/Game	32:04	27:55
3RD-DOWN Conversions	28/78	26/77
3rd-Down Pct	36%	34%
4TH-DOWN Conversions	2/7	3/8
4th-Down Pct	29%	38%
SACKS BY-Yards	13-81	20-118
MISC YARDS	0	0
TOUCHDOWNS SCORED	23	25
FIELD GOALS-ATTEMPTS	5-8	8-11
ON-SIDE KICKS	0-0	0-0
RED-ZONE SCORES	(19-23) 83%	(22-29) 76%
RED-ZONE TOUCHDOWNS	(16-23) 70%	(16-29) 55%
PAT-ATTEMPTS	(21-22) 95%	(23-24) 96%
ATTENDANCE	223503	195353
Games/Avg Per Game	4/55876	3/65118
Neutral Site Games		0/0

Score by Quarters	1st	2nd	3rd	4th	OT	Total
Mississippi State	27	69	28	50	0	174
Opponents	44	64	38	53	0	199

OVERALL INDIVIDUAL STATISTICS

Rushing	gp-gs	att	gain	loss	net	avg	td	lg	avg/g
Kylin Hill	7-7	134	675	32	643	4.8	5	22	91.9
Garrett Shrader	6-2	78	511	71	440	5.6	3	49	73.3
Nick Gibson	5-0	12	65	6	59	4.9	2	19	11.8
Tommy Stevens	5-5	34	116	64	52	1.5	2	14	10.4
Lee Witherspoon	5-0	12	47	0	47	3.9	1	22	9.4
JaVonta Payton	7-0	1	11	0	11	11.0	0	11	1.6
Dedrick Thomas	7-6	1	5	0	5	5.0	0	5	0.7
Isaiah Zuber	7-2	1	4	0	4	4.0	0	4	0.6
Malik Dear	7-0	1	0	0	0	0.0	0	0	0.0
Dontea Jones	6-0	0	-1	0	-1	0.0	0	0	-0.2
TEAM	3-0	3	0	6	-6	-2.0	0	0	-2.0
Total	7	277	1433	179	1254	4.5	13	49	179.1
Opponents	7	242	1219	153	1066	4.4	13	31	152.3

Passing	gp-gs	effic	comp-att-int	pct	yds	td	lg	avg/g
Garrett Shrader	6-2	129.01	62-106-4	58.5	828	4	47	138.0
Tommy Stevens	5-5	137.33	43-69-4	62.3	515	5	35	103.0
Total	7	132.29	105-175-8	60.0	1343	9	47	191.9
Opponents	7	144.74	120-199-6	60.3	1711	11	65	244.4

Receiving	gp-gs	no.	yds	avg	td	lg	avg/g
Osirus Mitchell	7-7	24	335	14.0	4	35	47.9
Stephen Guidry	6-4	16	211	13.2	3	24	35.2
Dedrick Thomas	7-6	15	205	13.7	1	26	29.3
Isaiah Zuber	7-2	10	126	12.6	0	29	18.0
Farrod Green	7-7	10	125	12.5	0	47	17.9
Kylin Hill	7-7	8	75	9.4	0	18	10.7
Austin Williams	7-0	5	76	15.2	1	28	10.9
JaVonta Payton	7-0	5	63	12.6	0	30	9.0
Dontea Jones	6-0	4	35	8.8	0	14	5.8
Malik Dear	7-0	2	28	14.0	0	20	4.0
Lee Witherspoon	5-0	2	16	8.0	0	12	3.2
Nick Gibson	5-0	1	24	24.0	0	24	4.8
Geor'quarius Spivey	7-1	1	12	12.0	0	12	1.7
Cameron Gardner	7-1	1	7	7.0	0	7	1.0
Robert Rivers	1-0	1	5	5.0	0	5	5.0
Total	7	105	1343	12.8	9	47	191.9
Opponents	7	120	1711	14.3	11	65	244.4

Punt Returns	no.	yds	avg	td	lg
Malik Dear	6	52	8.7	0	40
Taury Dixon	1	0	0.0	0	0
Total	7	52	7.4	0	40
Opponents	11	120	10.9	0	25

Interceptions	no.	yds	avg	td	lg
Cameron Dantzler	2	0	0.0	0	0
Brian Cole II	1	0	0.0	0	0
Willie Gay Jr.	1	52	52.0	1	52
Martin Emerson	1	45	45.0	0	45
C.J. Morgan	1	9	9.0	0	9
Total	6	106	17.7	1	52
Opponents	8	122	15.2	0	39

Kick Returns	no.	yds	avg	td	lg
JaVonta Payton	3	56	18.7	0	24
Brian Cole II	3	44	14.7	0	18
Isaiah Zuber	3	64	21.3	0	28
Dedrick Thomas	1	14	14.0	0	14
Total	10	178	17.8	0	28
Opponents	17	368	21.6	1	100

Fumble Returns	no.	yds	avg	td	lg
Darryl Williams	1	4	4.0	0	4
Total	1	4	4.0	0	4
Opponents	2	10	5.0	0	9

OVERALL INDIVIDUAL STATISTICS

Scoring	td	fg	PAT				dxp	saf	pts
			kick	rush	rcv	pass			
Kylin Hill	5	-	-	-	-	-	-	-	30
Jace Christmann	-	4-6	16-17	-	-	-	-	-	28
Osirus Mitchell	4	-	-	-	-	-	-	-	24
Stephen Guidry	3	-	-	-	-	-	-	-	18
Garrett Shrader	3	-	-	-	-	0-1	-	-	18
Nick Gibson	2	-	-	-	-	-	-	-	12
Tommy Stevens	2	-	-	-	-	-	-	-	12
Jordan Lawless	-	1-2	5-5	-	-	-	-	-	8
Willie Gay Jr.	1	-	-	-	-	-	-	-	6
Deddrick Thomas	1	-	-	-	-	-	-	-	6
Lee Witherspoon	1	-	-	-	-	-	-	-	6
Austin Williams	1	-	-	-	-	-	-	-	6
Total	23	5-8	21-22	-	-	0-1	-	-	174
Opponents	25	8-11	23-24	-	1	1-1	-	-	199

Total Offense	g	plays	rush	pass	total	avg/g
Garrett Shrader	6	184	440	828	1268	211.3
Kylin Hill	7	134	643	0	643	91.9
Tommy Stevens	5	103	52	515	567	113.4
Nick Gibson	5	12	59	0	59	11.8
Lee Witherspoon	5	12	47	0	47	9.4
JaVonta Payton	7	1	11	0	11	1.6
Deddrick Thomas	7	1	5	0	5	0.7
Isaiah Zuber	7	1	4	0	4	0.6
Dontea Jones	6	0	-1	0	-1	-0.2
TEAM	3	3	-6	0	-6	-2.0
Total	7	452	1254	1343	2597	371.0
Opponents	7	441	1066	1711	2777	396.7

Field Goals	fg	pct.	01-19	20-29	30-39	40-49	50-99	lg	blk
Jordan Lawless	1-2	50.0	0-0	0-1	1-1	0-0	0-0	37	0
Jace Christmann	4-6	66.7	0-0	1-1	1-2	1-2	1-1	51	0

FG Sequence	Mississippi State	Opponents
Louisiana	27,(37)	-
Southern Miss	(30),43	36
Kansas State	(47)	(35)
Kentucky	-	(40),47,26,(29)
Auburn	(27)	-
Tennessee	(51),36	(49),(22)
LSU	-	(20),(23),(25)

Punting	no.	yds	avg	lg	tb	fc	i20	50+	blk
Tucker Day	28	1223	43.7	70	3	4	7	6	0
Reed Bowman	2	82	41.0	51	0	0	1	1	0
Total	30	1305	43.5	70	3	4	8	7	0
Opponents	26	1171	45.0	61	6	8	7	9	0

Kickoffs	no.	yds	avg	tb	ob	retn	net	ydln
Scott Goodman	29	1728	59.6	12	0			
Tucker Day	5	320	64.0	3	0			
Jace Christmann	1	39	39.0	0	0			
Total	35	2087	59.6	15	0	21.6	38.4	26
Opponents	39	2435	62.4	28	1	17.8	39.9	25

All Purpose	g	rush	rcv	pr	kr	ir	total	avg/g
Kylin Hill	7	643	75	0	0	0	718	102.6
Garrett Shrader	6	440	0	0	0	0	440	73.3
Osirus Mitchell	7	0	335	0	0	0	335	47.9
Deddrick Thoma	7	5	205	0	14	0	224	32.0
Stephen Guidry	6	0	211	0	0	0	211	35.2
Isaiah Zuber	7	4	126	0	64	0	194	27.7
JaVonta Payton	7	11	63	0	56	0	130	18.6
Farrod Green	7	0	125	0	0	0	125	17.9
Nick Gibson	5	59	24	0	0	0	83	16.6
Malik Dear	7	0	28	52	0	0	80	11.4
Austin Williams	7	0	76	0	0	0	76	10.9
Lee Witherspoo	5	47	16	0	0	0	63	12.6
Tommy Stevens	5	52	0	0	0	0	52	10.4
Willie Gay Jr.	2	0	0	0	0	52	52	26.0
Martin Emerson	7	0	0	0	0	45	45	6.4
Brian Cole II	7	0	0	0	44	0	44	6.3
Dontea Jones	6	-1	35	0	0	0	34	5.7
Geor'quarius Spi	7	0	12	0	0	0	12	1.7
C.J. Morgan	7	0	0	0	0	9	9	1.3
Cameron Gardn	7	0	7	0	0	0	7	1.0
Robert Rivers	1	0	5	0	0	0	5	5.0
TEAM	3	-6	0	0	0	0	-6	-2.0
Total	7	1254	1343	52	178	106	2933	419.0
Opponents	7	1066	1711	120	368	122	3387	483.9

DEFENSIVE LEADERS

##	Defensive Leaders	gp	ua	a	tot	tfl/yds	no-yds	int-yds	brup	qbh	rcv-yds	ff	kick	saf
40	Erroll Thompson	7	24	27	51	1.5-3	.	.	1	4	1-0	.	.	.
29	C.J. Morgan	7	26	24	50	0.5-2	.	1-9	7
11	J. Landrews	7	26	19	45	0.5-0	.	.	4	1
10	Leo Lewis	7	20	24	44	3.5-8	1.0-6	.	1	1	2-0	1	.	.
32	Brian Cole II	7	26	11	37	7.0-27	2.0-17	1-0	1	1	1-0	1	.	.
3	Cam Dantzler	6	17	6	23	0.5-4	0.5-4	2-0	6	.	1-0	1	.	.
5	Chauncey Rivers	7	13	9	22	4.5-21	2.5-17	.	1	3
1E	Martin Emerson	7	8	9	17	1.0-1	.	1-45
42	M. Spencer	7	8	8	16	1.5-6	1.0-5	.	1	.	.	2	.	.
52	Kobe Jones	7	6	10	16	2.5-5	1.0-4	.	.	1
8S	M. Smitherman	6	10	4	14	1
41	Tim Washington	6	6	6	12	2.0-8	1.0-7	2	.	.
84	Jaden Crumedy	7	6	5	11	1.0-1
43	Fletcher Adams	7	6	5	11	2.0-8	1.0-4	.	.	1	.	1	.	.
13	Tyler Williams	4	3	6	9	.	.	.	3	.	1-0	.	.	.
54	Fabien Lovett	7	2	7	9	0.5-2	0.5-2
1P	S. Preston Jr.	3	5	3	8	.	.	.	1
6	Willie Gay Jr.	2	2	5	7	1.0-2	.	1-52
90	Lee Autry	3	2	4	6	2.5-8	0.5-3	.	.	1
4	JaVonta Payton	7	2	3	5
2J	Jarrian Jones	7	4	1	5	.	.	.	1	.	1-0	.	.	.
99	James Jackson	7	3	2	5
2A	A. Conner	6	4	.	4
93	Cameron Young	6	1	3	4
18	Aaron Brule	7	1	2	3	1-0	.	.	.
35	Landon Guidry	7	.	3	3
16	Korey Charles	3	2	.	2
2P	N. Pickering	3	2	.	2	2.0-8	1.0-7
30	S. Kilby-Lane	5	.	2	2
TM	TEAM	3	2	.	2	1.0-5	1.0-5	2	.	.
8	Kylin Hill	7	2	.	2
34	Sherman Timbs	7	1	.	1
48	Scott Goodman	7	.	1	1
6B	Paul Blackwell	7	1	.	1	1-0	.	.	.
20	Taury Dixon	4	1	.	1
9R	D. Russell	3	.	1	1
63	L. Sharp	3	1	.	1
79	Evans Wilkerson	7	1	.	1
2	Dedrick Thomas	7	1	.	1
7	Tommy Stevens	5	1	.	1
51	Stewart Reese	7	1	.	1	1	.	.
6S	Garrett Shrader	6	1	.	1
73	Darryl Williams	7	1-4	.	.	.
Total		7	248	210	458	35-119	13-81	6-106	27	14	10-4	11	.	.
Opponents		7	248	226	474	38-157	20-118	8-122	20	11	7-10	6	.	.

MISSISSIPPI STATE TEAM GAME-BY-GAME STATISTICS

Date	Opponent	Rushing				Receiving				Passing				Kick Returns				Punt Returns				tot off
		no.	yds	td	lg	no.	yds	td	lg	cmp-att-int	yds	td	lg	no.	yds	td	lg	no.	yds	td	lg	
Aug 31	at Louisiana	40	261	3	20	20	236	2	31	20-30-0	236	2	31	3	54	0	22	3	40	0	40	497
Sep 07	SOUTHERN MISS	41	210	3	22	16	176	2	28	16-21-0	176	2	28	0	0	0	0	1	8	0	8	386
Sep 14	KANSAS STATE	44	201	2	22	11	151	1	35	11-27-2	151	1	35	4	71	0	24	1	1	0	0	352
Sep 21	KENTUCKY	40	241	3	49	17	180	0	25	17-22-1	180	0	25	0	0	0	0	0	0	0	0	421
Sep 28	at Auburn	38	118	1	24	13	216	2	47	13-26-0	216	2	47	1	16	0	0	0	0	0	0	334
Oct 12	at Tennessee	37	121	0	14	11	146	1	21	11-21-3	146	1	21	1	9	0	9	0	0	0	0	267
Oct 19	LSU	37	102	1	12	17	238	1	29	17-28-2	238	1	29	1	28	0	28	2	3	0	7	340
		277	1254	13	49	105	1343	9	47	105-175-8	1343	9	47	10	178	0	28	7	52	0	40	2597
Opponents		242	1066	13	31	120	1711	11	65	120-199-6	1711	11	65	17	368	1	100	11	120	0	25	2777

Games: 7 • Avg/rush: 4.5 • Avg/catch: 12.8 • Pass effic: 132.29 • KR avg: 17.8 • PR avg: 7.4 • All purpose avg/game: 419.0 • Total offense avg/gm: 371.0

Date	Opponent	Tackles				Sacks		Fumble		Pass Defense			blkd	PAT Attempts			off	
		ua	a	total	tfl-yds	no-yds	ff	fr-yds	int-yds	qbh	brup	kick	kick	rush	rcv	saf	t/o	pts
Aug 31	at Louisiana	61	2	63	3.0-9	1.0-5	2	3-0	1-0	0	2	0	5-5	0	0	0	7	38
Sep 07	SOUTHERN MISS	23	42	65	5.0-20	2.0-12	1	1-0	2-54	3	1	0	5-5	0	0	0	7	38
Sep 14	KANSAS STATE	22	48	70	5.0-15	1.0-10	2	3-4	0-0	3	3	0	3-3	0	0	0	17	24
Sep 21	KENTUCKY	31	28	59	5.0-19	3.0-16	1	0-0	1-52	5	13	0	4-4	0	0	0	7	28
Sep 28	at Auburn	47	16	63	6.0-18	2.0-11	4	3-0	0-0	1	1	0	2-3	0	0	0	0	23
Oct 12	at Tennessee	34	36	70	5.0-13	1.0-5	0	0-0	2-0	0	0	0	1-1	0	0	0	0	10
Oct 19	LSU	30	38	68	6.0-25	3.0-22	1	0-0	0-0	2	7	0	1-1	0	0	0	0	13
		248	210	458	35.0-119	13.0-81	11	10-4	6-106	14	27	0	21-22	0	0	0	38	174
Opponents		248	226	474	38.0-157	20.0-118	6	7-10	8-122	11	20	0	23-24	0	1	0	51	199

		Punting									Field Goals			Kickoffs				
Date	Opponent	no.	yds	avg	long	blkd	tb	fc	50+	i20	md-att	long	blkd	no.	yds	avg	tb	ob
Aug 31	at Louisiana	2	80	40.0	42	0	0	0	0	2	1-2	37	0	7	400	57.1	1	0
Sep 07	SOUTHERN MISS	4	199	49.8	59	0	0	2	2	3	1-2	30	0	7	454	64.9	5	0
Sep 14	KANSAS STATE	6	242	40.3	55	0	0	1	1	0	1-1	47	0	5	310	62.0	2	0
Sep 21	KENTUCKY	3	147	49.0	50	0	2	0	1	0	0-0	0	0	5	295	59.0	3	0
Sep 28	at Auburn	6	250	41.7	51	0	0	0	1	2	1-1	27	0	5	273	54.6	2	0
Oct 12	at Tennessee	4	173	43.2	56	0	0	0	1	0	1-2	51	0	3	176	58.7	1	0
Oct 19	LSU	5	214	42.8	70	0	1	1	1	1	0-0	0	0	3	179	59.7	1	0
		30	1305	43.5	70	0	3	4	7	8	5-8	51	0	35	2087	59.6	15	0
Opponents		26	1171	45.0	61	0	6	8	9	7	8-11	49	0	39	2435	62.4	28	1

OPPONENT TEAM GAME-BY-GAME STATISTICS

Date	Opponent	Rushing				Receiving				Passing				Kick Returns				Punt Returns				tot off
		no.	yds	td	lg	no.	yds	td	lg	cmp-att-int	yds	td	lg	no.	yds	td	lg	no.	yds	td	lg	
Aug 31	at Louisiana	38	163	3	26	24	267	1	32	24-40-1	267	1	32	6	125	0	30	0	0	0	0	430
Sep 07	SOUTHERN MISS	27	110	0	26	18	234	2	65	18-26-2	234	2	65	2	38	0	26	1	2	0	2	344
Sep 14	KANSAS STATE	35	146	2	17	10	123	1	24	10-18-0	123	1	24	3	124	1	100	4	44	0	25	269
Sep 21	KENTUCKY	28	154	1	31	15	232	0	39	15-42-1	232	0	39	2	22	0	19	1	25	0	25	386
Sep 28	at Auburn	45	217	6	30	18	361	2	48	18-24-0	361	2	48	1	21	0	21	3	34	0	18	578
Oct 12	at Tennessee	44	190	1	23	10	167	1	41	10-14-2	167	1	41	1	14	0	14	1	13	0	13	357
Oct 19	LSU	25	86	0	19	25	327	4	60	25-35-0	327	4	60	2	24	0	22	1	2	0	2	413
		242	1066	13	31	120	1711	11	65	120-199-6	1711	11	65	17	368	1	100	11	120	0	25	2777
	Mississippi State	277	1254	13	49	105	1343	9	47	105-175-8	1343	9	47	10	178	0	28	7	52	0	40	2597

Games: 7 • Avg/rush: 4.4 • Avg/catch: 14.3 • Pass effc: 144.74 • KR avg: 21.6 • PR avg: 10.9 • All purpose avg/game: 483.9 • Total offense avg/gm: 396.7

Date	Opponent	Tackles				Sacks		Fumble		Pass Defense			blkd	PAT Attempts			off	
		ua	a	total	tfl-yds	no-yds	ff	fr-yds	int-yds	qbh	brup	kick	kick	rush	rcv	saf	t/o	pts
Aug 31	at Louisiana	51	16	67	2.0-7	2.0-7	1	2-0	0-0	1	1	0	4-4	0	0	0	7	28
Sep 07	SOUTHERN MISS	32	46	78	6.0-24	3.0-20	0	0-0	0-0	2	1	0	1-1	0	1	0	0	15
Sep 14	KANSAS STATE	26	58	84	6.0-19	2.0-13	0	1-9	2-39	3	3	0	4-4	0	0	0	10	31
Sep 21	KENTUCKY	36	28	64	4.0-20	2.0-14	1	1-0	1-39	0	4	0	1-1	0	0	0	7	13
Sep 28	at Auburn	37	14	51	5.0-32	2.0-25	2	2-0	0-0	1	5	0	8-8	0	0	0	14	56
Oct 12	at Tennessee	31	28	59	10.0-40	7.0-33	1	0-0	3-35	0	2	0	2-2	0	0	0	3	20
Oct 19	LSU	35	36	71	5.0-15	2.0-6	1	1-1	2-9	4	4	0	3-4	0	0	0	10	36
		248	226	474	38.0-157	20.0-118	6	7-10	8-122	11	20	0	23-24	0	1	0	51	199
	Mississippi State	248	210	458	35.0-119	13.0-81	11	10-4	6-106	14	27	0	21-22	0	0	0	38	174

		Punting									Field Goals			Kickoffs				
Date	Opponent	no.	yds	avg	long	blkd	tb	fc	50+	i20	md-att	long	blkd	no.	yds	avg	tb	ob
Aug 31	at Louisiana	3	133	44.3	46	0	0	0	0	1	0-0	0	0	5	262	52.4	1	1
Sep 07	SOUTHERN MISS	5	170	34.0	43	0	0	1	0	0	0-1	0	0	3	195	65.0	3	0
Sep 14	KANSAS STATE	5	253	50.6	61	0	2	2	3	1	1-1	35	0	6	357	59.5	2	0
Sep 21	KENTUCKY	3	154	51.3	56	0	2	1	2	1	2-4	40	0	4	260	65.0	4	0
Sep 28	at Auburn	1	43	43.0	43	0	0	1	0	0	0-0	0	0	9	583	64.8	8	0
Oct 12	at Tennessee	4	185	46.2	57	0	1	2	2	2	2-2	49	0	4	260	65.0	3	0
Oct 19	LSU	5	233	46.6	57	0	1	1	2	2	3-3	25	0	8	518	64.8	7	0
		26	1171	45.0	61	0	6	8	9	7	8-11	49	0	39	2435	62.4	28	1
Mississippi State		30	1305	43.5	70	0	3	4	7	8	5-8	51	0	35	2087	59.6	15	0

RED ZONE STATISTICS

Date	Opponent	Score	Times	Times	Total		Rush	Pass	FGs	Failed to score inside RZ					
			In RZ	Scored	Pts	TDs	TDs	TDs	Made	FGA	Down	Int	Fumb	Half	Game
Aug 31, 2019	at Louisiana	W 38-28	6	5	31	4	3	1	1	1	0	0	0	0	0
Sep 07, 2019	SOUTHERN MISS	W 38-15	4	4	24	3	2	1	1	0	0	0	0	0	0
Sep 14, 2019	KANSAS STATE	L 24-31	2	2	14	2	2	0	0	0	0	0	0	0	0
Sep 21, 2019	KENTUCKY	W 28-13	4	3	21	3	3	0	0	0	0	0	1	0	0
Sep 28, 2019	at Auburn	L 23-56	4	3	16	2	1	1	1	0	0	0	1	0	0
Oct 12, 2019	at Tennessee	L 10-20	2	1	7	1	0	1	0	1	0	0	0	0	0
Oct 19, 2019	LSU	L 13-36	1	1	7	1	1	0	0	0	0	0	0	0	0
Totals			23	19	120	16	12	4	3	2	0	0	2	0	0

19 of 23 (82.6%)

Opponents Inside Mississippi State Red-Zone

Date	Opponent	Score	Times	Times	Total		Rush	Pass	FGs	Failed to score inside RZ					
			In RZ	Scored	Pts	TDs	TDs	TDs	Made	FGA	Down	Int	Fumb	Half	Game
Aug 31, 2019	at Louisiana	W 38-28	5	4	28	4	3	1	0	0	0	0	1	0	0
Sep 07, 2019	SOUTHERN MISS	W 38-15	1	0	0	0	0	0	0	1	0	0	0	0	0
Sep 14, 2019	KANSAS STATE	L 24-31	5	4	24	3	2	1	1	0	1	0	0	0	0
Sep 21, 2019	KENTUCKY	W 28-13	4	2	10	1	1	0	1	2	0	0	0	0	0
Sep 28, 2019	at Auburn	L 23-56	5	5	35	5	5	0	0	0	0	0	0	0	0
Oct 12, 2019	at Tennessee	L 10-20	4	2	10	1	1	0	1	0	0	2	0	0	0
Oct 19, 2019	LSU	L 13-36	5	5	23	2	0	2	3	0	0	0	0	0	0
Totals			29	22	130	16	12	4	6	3	1	2	1	0	0

22 of 29 (75.9%)

BY-QUARTER STATISTICS

Date	Opponent	Score	Overall	1st Qtr	2nd Qtr	3rd Qtr	4th Qtr	Overtime
Aug 31, 2019	at Louisiana	W 38-28	4-9 44.4	1-2 50.0	2-3 66.7	1-2 50.0	0-2 0.0	
Sep 07, 2019	SOUTHERN MISS	W 38-15	3-9 33.3	1-1 100.0	0-2 0.0	1-2 50.0	1-4 25.0	
Sep 14, 2019	KANSAS STATE	L 24-31	4-14 28.6	0-2 0.0	2-4 50.0	2-4 50.0	0-4 0.0	
Sep 21, 2019	KENTUCKY	W 28-13	6-10 60.0	2-3 66.7	1-1 100.0	2-4 50.0	1-2 50.0	
Sep 28, 2019	at Auburn	L 23-56	3-12 25.0	1-4 25.0	1-3 33.3	0-2 0.0	1-3 33.3	
Oct 12, 2019	at Tennessee	L 10-20	5-12 41.7	1-3 33.3	2-3 66.7	1-3 33.3	1-3 33.3	
Oct 19, 2019	LSU	L 13-36	3-12 25.0	2-4 50.0	1-2 50.0	0-3 0.0	0-3 0.0	
	Mississippi State		28-78 35.9	8-19 42.1	9-18 50.0	7-20 35.0	4-21 19.0	0-0 0.0
	Opponents		26-77 33.8	9-20 45.0	8-21 38.1	3-14 21.4	6-22 27.3	0-0 0.0

4th-Down Conversions

Date	Opponent	Score	Overall	1st Qtr	2nd Qtr	3rd Qtr	4th Qtr	Overtime
Aug 31, 2019	at Louisiana	W 38-28	0-1 0.0	0-1 0.0	0-0 0.0	0-0 0.0	0-0 0.0	
Sep 07, 2019	SOUTHERN MISS	W 38-15	0-0 0.0	0-0 0.0	0-0 0.0	0-0 0.0	0-0 0.0	
Sep 14, 2019	KANSAS STATE	L 24-31	0-1 0.0	0-0 0.0	0-0 0.0	0-0 0.0	0-1 0.0	
Sep 21, 2019	KENTUCKY	W 28-13	0-0 0.0	0-0 0.0	0-0 0.0	0-0 0.0	0-0 0.0	
Sep 28, 2019	at Auburn	L 23-56	1-2 50.0	1-1 100.0	0-0 0.0	0-0 0.0	0-1 0.0	
Oct 12, 2019	at Tennessee	L 10-20	1-1 100.0	0-0 0.0	0-0 0.0	0-0 0.0	1-1 100.0	
Oct 19, 2019	LSU	L 13-36	0-2 0.0	0-1 0.0	0-0 0.0	0-0 0.0	0-1 0.0	
	Mississippi State		2-7 28.6	1-3 33.3	0-0 0.0	0-0 0.0	1-4 25.0	0-0 0.0
	Opponents		3-8 37.5	0-2 0.0	0-1 0.0	1-1 100.0	2-4 50.0	0-0 0.0

Time of Possession

Date	Opponent	Score	Overall	1st Qtr	2nd Qtr	3rd Qtr	4th Qtr	Overtime
Aug 31, 2019	at Louisiana	W 38-28	30:37	10:04	7:58	7:59	4:36	
Sep 07, 2019	SOUTHERN MISS	W 38-15	33:46	6:59	5:22	10:47	10:38	
Sep 14, 2019	KANSAS STATE	L 24-31	33:05	5:56	9:25	11:24	6:20	
Sep 21, 2019	KENTUCKY	W 28-13	33:06	5:52	9:44	10:42	6:48	
Sep 28, 2019	at Auburn	L 23-56	32:35	10:25	7:40	7:25	7:05	
Oct 12, 2019	at Tennessee	L 10-20	26:58	7:27	8:28	5:07	5:56	
Oct 19, 2019	LSU	L 13-36	34:21	9:41	8:03	7:47	8:50	
	Mississippi State	Total	224:28	56:24	56:40	61:11	50:13	0:00
		Avg.	32:04	8:03	8:05	8:44	7:10	0:00
	Opponents	Total	195:25	48:36	48:20	43:49	54:40	0:00
		Avg.	27:55	6:56	6:54	6:15	7:48	0:00

PARTICIPATION REPORT

#	PLAYER	GP-GS	LA	USM	KS	UK	AU	UT	LSU
1P	S. Preston Jr.	3/-	XXX	XXX	XXX
6	Willie Gay Jr.	2/-	XXX	...	XXX	...
43	Fletcher Adams	7/-	XXX	XXX	XXX	XXX	XXX	XXX	XXX
2S	Somon Anderson	2/-	...	XXX	XXX
90	Lee Autry	3/3	...	START	...	START	...	START	...
6B	Paul Blackwell	7/-	XXX	XXX	XXX	XXX	XXX	XXX	XXX
97	Reed Bowman	1/-	XXX
18	Aaron Brule	7/-	XXX	XXX	XXX	XXX	XXX	XXX	XXX
1B	Logan Burnett	1/-	...	XXX
70	Tommy Champion	7/2	XXX	START	START	XXX	XXX	XXX	XXX
16	Korey Charles	3/-	XXX	XXX	XXX
47	Jace Christmann	6/-	...	XXX	XXX	XXX	XXX	XXX	XXX
2A	A. Conner	6/-	XXX	XXX	XXX	XXX	...	XXX	XXX
64	Thomas Cox	1/-	XXX	XXX
28	Londyn Craft	4/-	XXX	...	XXX	XXX	XXX
67	Charles Cross	2/-	...	XXX	XXX
84	Jaden Crumedy	7/4	START	XXX	START	XXX	START	XXX	START
25	Brad Cumbest	6/-	...	XXX	XXX	XXX	XXX	XXX	XXX
3	Cam Dantzler	6/6	START	START	...	START	START	START	START
4D	Tucker Day	7/-	XXX	XXX	XXX	XXX	XXX	XXX	XXX
9	Malik Dear	7/-	XXX	XXX	XXX	XXX	XXX	XXX	XXX
20	Taury Dixon	4/-	XXX	XXX	XXX	XXX
19	Collin Duncan	6/-	XXX	XXX	XXX	XXX	XXX	...	XXX
55	Greg Eiland	7/7	START	START	START	START	START	START	START
1E	Martin Emerson	7/1	XXX	XXX	XXX	XXX	XXX	XXX	START
1G	Cameron Gardner	7/1	START	XXX	XXX	XXX	XXX	XXX	XXX
21	Nick Gibson	5/-	XXX	XXX	XXX	XXX	XXX
48	Scott Goodman	7/-	XXX	XXX	XXX	XXX	XXX	XXX	XXX
82	Farrod Green	7/7	START	START	START	START	START	START	START
35	Landon Guidry	7/-	XXX	XXX	XXX	XXX	XXX	XXX	XXX
1	Stephen Guidry	6/4	XXX	START	START	...	START	XXX	START
8	Kylin Hill	7/7	START	START	START	START	START	START	START
32	Brian Cole II	7/7	START	START	START	START	START	START	START
99	James Jackson	7/-	XXX	XXX	XXX	XXX	XXX	XXX	XXX
3J	Devonta Jason	2/-	XXX	XXX	XXX
5J	R.J. Jennings	3/-	XXX	XXX	XXX
8J	Dontea Jones	6/-	XXX	XXX	XXX	XXX	XXX	...	XXX
2J	Jarrian Jones	7/-	XXX	XXX	XXX	XXX	XXX	XXX	XXX
92	Kendell Jones	5/-	XXX	XXX	XXX	...	XXX	...	XXX
52	Kobe Jones	7/-	XXX	XXX	XXX	XXX	XXX	XXX	XXX
30	S. Kilby-Lane	5/-	XXX	XXX	XXX	...	XXX	XXX	...
11	J. Landrews	7/7	START	START	START	START	START	START	START
2L	Jordan Lawless	1/-	XXX
10	Leo Lewis	7/7	START	START	START	START	START	START	START
54	Fabien Lovett	7/7	START	START	START	START	START	START	START
5M	Osirus Mitchell	7/7	START	START	START	START	START	START	START
29	C.J. Morgan	7/7	START	START	START	START	START	START	START

PARTICIPATION REPORT

#	PLAYER	GP-GS	LA	USM	KS	UK	AU	UT	LSU
7M	Marcus Murphy	2/-	XXX	...	XXX	...
17	Aaron Odum	1/-	XXX
56	Dareuan Parker	5/5	START	START	START	START	START
4	JaVonta Payton	7/-	XXX	XXX	XXX	XXX	XXX	XXX	XXX
38	Fred Peters	7/-	XXX	XXX	XXX	XXX	XXX	XXX	XXX
78	Tyre Phillips	7/7	START	START	START	START	START	START	START
2P	N. Pickering	3/-	...	XXX	XXX	...	XXX
23	J.P. Purvis	4/-	...	XXX	XXX	XXX	XXX
51	Stewart Reese	7/7	START	START	START	START	START	START	START
5	Chauncey Rivers	7/7	START	START	START	START	START	START	START
3R	Robert Rivers	1/-	...	XXX
9R	D. Russell	3/-	...	XXX	XXX	XXX	...
27	K. Schexnayder	7/-	XXX	XXX	XXX	XXX	XXX	XXX	XXX
63	L. Sharp	3/-	XXX	XXX	XXX
6S	Garrett Shrader	6/2	...	XXX	XXX	START	XXX	XXX	START
8S	M. Smitherman	6/6	START	START	START	START	START	START	...
42	M. Spencer	7/7	START	START	START	START	START	START	START
1S	G. Spivey	7/1	XXX	XXX	XXX	START	XXX	XXX	XXX
7	Tommy Stevens	5/5	START	START	START	...	START	START	...
75	Michael Story	6/-	...	XXX	XXX	XXX	XXX	XXX	XXX
2	Dedrick Thomas	7/6	START	START	START	XXX	START	START	START
40	Erroll Thompson	7/7	START	START	START	START	START	START	START
34	Sherman Timbs	7/-	XXX	XXX	XXX	XXX	XXX	XXX	XXX
88	Powers Warren	1/-	...	XXX
50	Tim Washington	6/-	XXX	XXX	XXX	XXX	XXX	...	XXX
14	N. Watson	3/-	XXX	XXX	...	XXX
79	Evans Wilkerson	7/-	XXX	XXX	XXX	XXX	XXX	XXX	XXX
85	Austin Williams	7/-	XXX	XXX	XXX	XXX	XXX	XXX	XXX
73	Darryl Williams	7/7	START	START	START	START	START	START	START
13	Tyler Williams	4/1	XXX	XXX	START	XXX
22	L. Witherspoon	5/-	...	XXX	XXX	XXX	XXX	...	XXX
93	Cameron Young	6/-	...	XXX	XXX	XXX	XXX	XXX	XXX
12	Isaiah Zuber	7/2	XXX	XXX	XXX	START	XXX	START	XXX

TEAM GAME-BY-GAME COMPARISON

Opponent	Score	First Downs				Rushing Number-Yards	Passing		Total Offense Plays-Yards	Return Yards	Turn- Overs
		Total	Rush	Pass	Pen		Comp-Att-Int	Yards			
Louisiana	38 - 28	29 / 27	15 / 10	13 / 16	1 / 1	40-261 / 38-163	20-30-0 / 24-40-1	236 / 267	70-497 / 78-430	94 / 125	2 / 4
SOUTHERN MISS	38 - 15	21 / 17	10 / 7	11 / 10	0 / 0	41-210 / 27-110	16-21-0 / 18-26-2	176 / 234	62-386 / 53-344	62 / 40	0 / 3
KANSAS STATE	24 - 31	21 / 17	9 / 8	8 / 7	4 / 2	44-201 / 35-146	11-27-2 / 10-18-0	151 / 123	71-352 / 53-269	76 / 216	3 / 3
KENTUCKY	28 - 13	22 / 21	12 / 9	9 / 10	1 / 2	40-241 / 28-154	17-22-1 / 15-42-1	180 / 232	62-421 / 70-386	52 / 86	2 / 1
Auburn	23 - 56	21 / 25	8 / 9	10 / 13	3 / 3	38-118 / 45-217	13-26-0 / 18-24-0	216 / 361	64-334 / 69-578	16 / 55	2 / 3
Tennessee	10 - 20	20 / 14	10 / 7	8 / 7	2 / 0	37-121 / 44-190	11-21-3 / 10-14-2	146 / 167	58-267 / 58-357	9 / 62	3 / 2
LSU	13 - 36	21 / 21	5 / 8	12 / 10	4 / 3	37-102 / 25-86	17-28-2 / 25-35-0	238 / 327	65-340 / 60-413	31 / 36	3 / 0
Totals	174 - 199	155 / 142	69 / 58	71 / 73	15 / 11	277-1254 / 242-1066	105-175-8 / 120-199-6	1343 / 1711	452-2597 / 441-2777	340 / 620	15 / 16

Opponent	3rd Down		4th Down		Time of Possession	TOP Margin	Avg Yds/Rush	Avg Yds/Pass	Avg Yds/Play	Punting		Penalties		Sacks
	Conversions		Conversions							Number-Avg		Number-Yards		
Louisiana	4-9 / 4-10		0-1 / 0-2		30:37 / 29:16	1:21	6.5 / 4.3	7.9 / 6.7	7.1 / 5.5	2-40.0 / 3-44.3		5-40 / 5-45		1 / 2
SOUTHERN MISS	3-9 / 2-9		0-0 / 0-0		33:46 / 26:14	7:32	5.1 / 4.1	8.4 / 9.0	6.2 / 6.5	4-49.8 / 5-34.0		2-10 / 1-5		2 / 3
KANSAS STATE	4-14 / 3-10		0-1 / 0-1		33:05 / 26:55	6:10	4.6 / 4.2	5.6 / 6.8	5.0 / 5.1	6-40.3 / 5-50.6		7-83 / 7-59		1 / 2
KENTUCKY	6-10 / 1-12		0-0 / 3-4		33:06 / 26:54	6:12	6.0 / 5.5	8.2 / 5.5	6.8 / 5.5	3-49.0 / 3-51.3		5-45 / 5-40		3 / 2
Auburn	3-12 / 6-10		1-2 / 0-1		32:35 / 27:25	5:10	3.1 / 4.8	8.3 / 15.0	5.2 / 8.4	6-41.7 / 1-43.0		9-70 / 5-37		2 / 2
Tennessee	5-12 / 7-15		1-1 / 0-0		26:58 / 33:02	-6:04	3.3 / 4.3	7.0 / 11.9	4.6 / 6.2	4-43.2 / 4-46.2		4-15 / 3-34		1 / 7
LSU	3-12 / 3-11		0-2 / 0-0		34:21 / 25:39	8:42	2.8 / 3.4	8.5 / 9.3	5.2 / 6.9	5-42.8 / 5-46.6		13-109 / 7-88		3 / 2
Totals	28-78 / 26-77		2-7 / 3-8		224:28 / 195:25	29:03	4.5 / 4.4	7.7 / 8.6	5.7 / 6.3	30-43.5 / 26-45.0		45-372 / 33-308		13 / 20

Note: Game totals are displayed in the format TEAM/OPPONENT for each category

PLAY BREAKDOWN

	-----Total-----				----1st down-----				----2nd down-----				----3rd down-----				----4th down-----			
	Cmp-Att	Pct	1st	TD	Cmp-Att	Pct	1st	TD	Cmp-Att	Pct	1st	TD	Cmp-Att	Pct	1st	TD	Cmp-Att	Pct	1st	TD
PASSING	62-106	58%	43	4	33-45	73%	20	0	16-33	48%	12	4	12-26	46%	11	0	1-2	50%	0	0
Garrett Shrader	43-69	62%	28	5	17-28	60%	11	3	17-23	73%	10	2	9-18	50%	7	0	0-0	0%	0	0
Tommy Stevens	19-37	52%	15	0	16-17	94%	9	0	0-10	0%	0	0	3-8	38%	3	0	1-2	50%	0	0
TOTALS	105-175	60%	71	9	50-73	68%	31	3	33-56	58%	22	6	21-44	47%	18	0	1-2	50%	0	0

	----2nd-short----				---2nd-middle---				----2nd-long-----				----3rd-short----				---3rd-middle---				----3rd-long-----			
	Cmp-Att	Pct	1st	TD	Cmp-Att	Pct	1st	TD	Cmp-Att	Pct	1st	TD	Cmp-Att	Pct	1st	TD	Cmp-Att	Pct	1st	TD	Cmp-Att	Pct	1st	TD
PASSING	1-1	100%	1	0	2-4	50%	2	1	13-28	46%	9	3	0-1	0%	0	0	1-2	50%	1	0	11-23	47%	10	0
Garrett Shrader	2-2	100%	2	1	4-4	100%	3	1	11-17	64%	5	0	1-1	100%	1	0	3-4	75%	3	0	5-13	38%	3	0
Tommy Stevens	3-3	100%	3	1	6-8	75%	5	2	24-45	53%	14	3	1-2	50%	1	0	4-6	66%	4	0	16-36	44%	13	0
TOTALS	3-3	100%	3	1	6-8	75%	5	2	24-45	53%	14	3	1-2	50%	1	0	4-6	66%	4	0	16-36	44%	13	0

	-----Total-----				----1st down-----				----2nd down-----				----3rd down-----				----4th down-----			
	Rec-Att	Pct	1st	TD	Rec-Att	Pct	1st	TD	Rec-Att	Pct	1st	TD	Rec-Att	Pct	1st	TD	Rec-Att	Pct	1st	TD
RECEIVING	24-39	23%	17	4	13-18	26%	8	2	8-16	29%	6	2	3-5	12%	3	0	0-0	0%	0	0
Osirus Mitchell	16-29	17%	14	3	5-10	14%	5	0	7-11	20%	6	3	4-8	19%	3	0	0-0	0%	0	0
Stephen Guidry	15-23	13%	10	1	4-4	5%	2	0	6-9	16%	4	1	4-9	21%	4	0	1-1	50%	0	0
Dedrick Thomas	10-12	7%	7	0	5-6	8%	4	0	3-3	5%	1	0	2-3	7%	2	0	0-0	0%	0	0
Farrod Green	10-18	10%	4	0	6-9	13%	2	0	3-3	5%	2	0	1-5	12%	0	0	0-1	50%	0	0
Isaiah Zuber	8-9	5%	4	0	6-6	8%	3	0	0-1	1%	0	0	2-2	4%	1	0	0-0	0%	0	0
Kylin Hill	5-7	4%	4	1	3-4	5%	3	1	2-3	5%	1	0	0-0	0%	0	0	0-0	0%	0	0
Austin Williams	5-8	4%	2	0	3-4	5%	2	0	2-3	5%	0	0	0-1	2%	0	0	0-0	0%	0	0
JaVonta Payton	4-5	2%	3	0	1-1	1%	0	0	2-3	5%	2	0	1-1	2%	1	0	0-0	0%	0	0
Dontea Jones	2-3	1%	2	0	0-0	0%	0	0	0-1	1%	0	0	2-2	4%	2	0	0-0	0%	0	0
Malik Dear	2-3	1%	1	0	2-3	4%	1	0	0-0	0%	0	0	0-0	0%	0	0	0-0	0%	0	0
Lee Witherspoon	1-3	1%	1	0	0-1	1%	0	0	0-0	0%	0	0	1-2	4%	1	0	0-0	0%	0	0
Geor'quarius Spivey	1-1	0%	0	0	1-1	1%	0	0	0-0	0%	0	0	0-0	0%	0	0	0-0	0%	0	0
Robert Rivers	1-2	1%	1	0	1-1	1%	1	0	0-0	0%	0	0	0-1	2%	0	0	0-0	0%	0	0
Nick Gibson	1-3	1%	1	0	0-1	1%	0	0	0-1	1%	0	0	1-1	2%	1	0	0-0	0%	0	0
Cameron Gardner	1-3	1%	1	0	0-1	1%	0	0	0-1	1%	0	0	1-1	2%	1	0	0-0	0%	0	0
TOTALS	105-167	100%	71	9	50-69	100%	31	3	33-55	100%	22	6	21-41	100%	18	0	1-2	100%	0	0

MISSISSIPPI STATE DOWN BREAKDOWN

Down/Gain	Loss	0	1	2	3	4	5	6	7	8	9	10	11+	20+	Cnv-Att
1-1	0	0	1	0	0	0	0	0	0	0	0	0	0	0	1-1
1-2	0	1	0	0	0	0	0	0	0	0	0	0	0	0	0-1
1-3	0	0	0	0	0	0	0	0	0	0	0	0	0	0	0-0
1-4	0	1	1	0	1	0	0	0	0	0	0	0	0	0	0-3
1-5	0	1	0	0	0	0	2	0	0	0	0	0	0	0	2-3
1-6	0	0	0	0	0	0	0	0	0	0	0	0	0	0	0-0
1-7	0	0	0	0	0	0	0	0	0	0	0	0	0	0	0-0
1-8	0	0	0	0	0	0	0	0	0	1	0	0	0	0	1-1
1-9	0	0	0	1	0	0	0	0	0	0	0	0	0	0	0-1
1-10	16	37	18	17	16	18	15	5	3	5	6	3	39	13	55-211
1-A11	16	40	20	18	17	18	17	5	3	6	6	3	39	13	59-221

Down/Gain	Loss	0	1	2	3	4	5	6	7	8	9	10	11+	20+	Cnv-Att
2-1	1	0	0	2	0	0	0	0	0	1	0	1	1	0	5-6
2-2	0	0	0	2	0	0	0	1	0	0	1	0	2	0	6-6
2-3	1	0	0	0	1	0	0	0	0	0	0	0	1	1	3-4
2-4	0	0	1	1	0	1	0	1	0	0	0	0	1	0	3-5
2-5	1	2	0	1	1	1	0	2	1	0	1	1	2	1	8-14
2-6	0	1	0	1	1	1	2	0	0	1	1	1	5	1	9-15
2-7	1	5	1	1	2	1	0	1	1	0	0	1	1	1	4-16
2-8	0	3	1	2	2	1	0	1	1	0	1	0	4	1	6-17
2-9	1	6	1	1	1	0	0	0	0	0	0	1	3	2	6-16
2-10	0	19	1	1	2	3	1	2	2	1	2	3	8	2	10-47
2-A11	5	36	5	12	10	8	3	8	5	3	6	8	28	9	60-146

Down/Gain	Loss	0	1	2	3	4	5	6	7	8	9	10	11+	20+	Cnv-Att
3-1	1	1	0	1	1	0	0	0	1	0	1	0	0	0	4-6
3-2	0	1	1	2	1	0	0	0	0	0	0	0	0	0	3-5
3-3	0	1	0	1	1	0	0	1	0	0	0	0	0	0	2-4
3-4	0	2	0	0	0	0	0	2	0	0	0	0	1	1	4-6
3-5	0	2	0	0	0	0	0	0	0	1	1	0	1	1	4-6
3-6	0	2	0	0	0	1	0	0	1	1	2	0	1	0	5-8
3-7	0	5	0	0	0	0	0	0	0	0	0	2	0	1	3-8
3-8	0	2	0	0	0	0	1	0	0	0	0	0	0	0	0-3
3-9	0	3	0	1	0	1	0	0	0	0	0	0	1	0	1-6
3-10	0	11	1	2	1	1	0	0	3	2	0	0	4	1	2-26
3-A11	1	30	2	7	4	3	1	3	5	4	4	2	8	4	28-78

Down/Gain	Loss	0	1	2	3	4	5	6	7	8	9	10	11+	20+	Cnv-Att
4-1	0	1	0	0	1	0	0	0	0	0	0	0	0	0	1-2
4-2	0	0	0	0	0	0	0	0	0	0	0	0	0	0	0-0
4-3	0	0	0	0	0	0	0	0	0	0	0	0	0	0	0-0
4-4	0	0	0	0	0	0	0	0	0	0	0	0	1	0	1-1
4-5	0	0	0	0	0	0	0	0	0	0	0	0	0	0	0-0
4-6	0	0	0	0	0	0	0	0	0	0	0	0	0	0	0-0
4-7	0	0	0	0	1	0	0	0	0	0	0	0	0	0	0-1
4-8	0	0	0	0	0	0	0	0	0	0	0	0	0	0	0-0
4-9	0	1	0	0	0	0	0	0	0	0	0	0	0	0	0-1
4-10	0	0	0	0	0	0	0	0	0	0	0	0	2	0	0-2
4-A11	0	2	0	0	2	0	0	0	0	0	0	0	3	0	2-7

Note: Conversions include plays resulting in either a first down or a touchdown

TOTAL TACKLES GAME-BY-GAME

Total Tackles	UA-A	Total	LA	USM	KS	UK	AU	UT	LSU
Erroll Thompson	24-27	51	9-1	1-3	1-8	4-3	1-0	5-8	3-4
C.J. Morgan	26-24	50	7-0	2-4	3-3	3-6	4-4	5-4	2-3
J. Landrews	26-19	45	8-0	4-3	4-5	4-3	1-1	2-2	3-5
Leo Lewis	20-24	44	6-0	0-5	1-11	2-1	7-1	2-1	2-5
Brian Cole II	26-11	37	3-0	5-2	4-2	2-3	4-0	3-2	5-2
Cam Dantzler	17-6	23	7-0	1-0	DNP	4-1	1-0	1-1	3-4
Chauncey Rivers	13-9	22	4-0	1-1	1-3	2-1	2-0	2-3	1-1
Martin Emerson	8-9	17	1-0	-	1-1	1-1	4-2	0-1	1-4
Kobe Jones	6-10	16	1-1	0-2	0-1	0-3	3-0	1-2	1-1
M. Spencer	8-8	16	3-0	3-1	0-1	1-1	1-2	0-1	0-2
M. Smitherman	10-4	14	1-0	1-2	1-1	1-0	2-0	4-1	DNP
Tim Washington	6-6	12	-	-	1-5	1-1	4-0	DNP	-
Fletcher Adams	6-5	11	-	2-2	-	1-1	1-0	1-0	1-2
Jaden Crumedy	6-5	11	3-0	0-1	0-2	-	3-0	0-1	0-1
Tyler Williams	3-6	9	-	1-2	0-3	2-1	DNP	DNP	DNP
Fabien Lovett	2-7	9	1-0	0-2	-	0-1	0-1	1-3	-
S. Preston Jr.	5-3	8	DNP	DNP	DNP	DNP	3-0	-	2-3
Willie Gay Jr.	2-5	7	DNP	DNP	DNP	1-1	DNP	1-4	DNP
Lee Autry	2-4	6	DNP	0-2	DNP	1-0	DNP	1-2	DNP
James Jackson	3-2	5	1-0	-	-	-	1-1	1-0	0-1
Jarrian Jones	4-1	5	1-0	0-1	-	-	2-0	-	1-0
JaVonta Payton	2-3	5	1-0	0-1	0-1	-	0-1	-	1-0
Cameron Young	1-3	4	DNP	1-1	0-1	-	0-1	-	-
A. Conner	4-0	4	1-0	-	2-0	-	DNP	-	1-0
Landon Guidry	0-3	3	-	0-2	-	-	0-1	-	-
Aaron Brule	1-2	3	-	0-1	-	-	0-1	1-0	-
Kylin Hill	2-0	2	-	-	1-0	1-0	-	-	-
N. Pickering	2-0	2	DNP	-	DNP	DNP	1-0	DNP	1-0
TEAM	2-0	2	1-0	-	-	-	1-0	-	-
S. Kilby-Lane	0-2	2	-	0-2	-	DNP	-	-	DNP
Korey Charles	2-0	2	1-0	1-0	DNP	DNP	DNP	DNP	-
L. Sharp	1-0	1	-	-	1-0	DNP	DNP	DNP	DNP
Taury Dixon	1-0	1	1-0	-	-	DNP	DNP	DNP	-
Tommy Stevens	1-0	1	-	-	-	DNP	-	1-0	DNP
Evans Wilkerson	1-0	1	-	-	-	-	-	1-0	-
Deddrick Thomas	1-0	1	-	-	-	-	-	-	1-0
Sherman Timbs	1-0	1	-	-	-	-	-	1-0	-
Garrett Shrader	1-0	1	DNP	-	-	-	-	-	1-0
D. Russell	0-1	1	DNP	0-1	-	DNP	DNP	-	DNP
Scott Goodman	0-1	1	-	0-1	-	-	-	-	-
Stewart Reese	1-0	1	-	-	1-0	-	-	-	-
Paul Blackwell	1-0	1	-	-	-	-	1-0	-	-

SACKS GAME-BY-GAME

SACKS	UA-A	Total	LA	USM	KS	UK	AU	UT	LSU
Chauncey Rivers	2-1	2.5	-	-	-	1.0-5	-	-	1.5-12
Brian Cole II	2-0	2.0	-	1.0-7	1.0-10	-	-	-	-
TEAM	1-0	1.0	1.0-5	-	-	-	-	-	-
Kobe Jones	1-0	1.0	-	-	-	-	1.0-4	-	-
Tim Washington	1-0	1.0	-	-	-	1.0-7	-	DNP	-
Fletcher Adams	1-0	1.0	-	-	-	1.0-4	-	-	-
Leo Lewis	1-0	1.0	-	-	-	-	-	-	1.0-6
M. Spencer	1-0	1.0	-	1.0-5	-	-	-	-	-
N. Pickering	1-0	1.0	DNP	-	DNP	DNP	1.0-7	DNP	-
Fabien Lovett	0-1	0.5	-	-	-	-	-	0.5-2	-
Lee Autry	0-1	0.5	DNP	-	DNP	-	DNP	0.5-3	DNP
Cam Dantzler	0-1	0.5	-	-	DNP	-	-	-	0.5-4

TACKLES FOR LOSS GAME-BY-GAME

TACKLES FOR LOSS	UA-A	Total	LA	USM	KS	UK	AU	UT	LSU
Brian Cole II	6-2	7.0	1.0-3	2.5-10	2.0-12	-	-	1.0-2	0.5-0
Chauncey Rivers	3-3	4.5	1.0-1	-	0.5-1	1.0-5	-	0.5-2	1.5-12
Leo Lewis	2-3	3.5	-	0.5-0	0.5-0	-	1.0-1	-	1.5-7
Kobe Jones	2-1	2.5	-	-	-	-	1.0-4	1.0-1	0.5-0
Lee Autry	1-3	2.5	DNP	0.5-3	DNP	1.0-1	DNP	1.0-4	DNP
Tim Washington	1-2	2.0	-	-	1.0-1	1.0-7	-	DNP	-
Fletcher Adams	2-0	2.0	-	-	-	1.0-4	1.0-4	-	-
N. Pickering	2-0	2.0	DNP	-	DNP	DNP	1.0-7	DNP	1.0-1
Erroll Thompson	0-3	1.5	-	-	-	-	-	1.0-2	0.5-1
M. Spencer	1-1	1.5	-	1.0-5	0.5-1	-	-	-	-
Jaden Crumedy	1-0	1.0	-	-	-	-	1.0-1	-	-
TEAM	1-0	1.0	1.0-5	-	-	-	-	-	-
Willie Gay Jr.	1-0	1.0	DNP	DNP	DNP	1.0-2	DNP	-	DNP
Martin Emerson	1-0	1.0	-	-	-	-	1.0-1	-	-
Cam Dantzler	0-1	0.5	-	-	DNP	-	-	-	0.5-4
J. Landrews	0-1	0.5	-	-	0.5-0	-	-	-	-
Fabien Lovett	0-1	0.5	-	-	-	-	-	0.5-2	-
C.J. Morgan	0-1	0.5	-	0.5-2	-	-	-	-	-

PASSING GAME-BY-GAME

#6S Garrett Shrader	Comp	Att	Int	Pct	Yards	TD	Long	Sacked	Effic
Southern Miss	7	11	0	63.6	71	0	17	1-7	117.85
Kansas State	4	12	0	33.3	51	0	26	0-0	69.03
Kentucky	17	22	1	77.3	180	0	25	2-14	136.91
Auburn	12	23	0	52.2	209	2	47	1-9	157.20
Tennessee	5	10	1	50.0	79	1	21	4-21	129.36
LSU	17	28	2	60.7	238	1	29	2-6	129.61
TOTALS	62	106	4	58.5	828	4	47	10-57	129.01

#7 Tommy Stevens	Comp	Att	Int	Pct	Yards	TD	Long	Sacked	Effic
Louisiana	20	30	0	66.7	236	2	31	2-7	154.75
Southern Miss	9	10	0	90.0	105	2	28	2-13	244.20
Kansas State	7	15	2	46.7	100	1	35	2-13	98.00
Auburn	1	3	0	33.3	7	0	7	1-16	52.93
Tennessee	6	11	2	54.5	67	0	19	3-12	69.35
TOTALS	43	69	4	62.3	515	5	35	10-61	137.33

RUSHING / RECEIVING GAME-BY-GAME

RUSHING	No-Yds/TD	LA	USM	KS	UK	AU	UT	LSU
Kylin Hill	134-643/5	27-197/1	14-123/1	24-111/0	26-120/3	17-45/0	11-13/0	15-34/0
Garrett Shrader	78-440/3	DNP	9-16/0	10-82/1	11-125/0	16-89/1	13-62/0	19-66/1
Nick Gibson	12-59/2	2-27/1	5-31/1	DNP	DNP	1--1/0	2-5/0	2--3/0
Tommy Stevens	34-52/2	11-37/1	6-0/0	7-5/1	DNP	1--16/0	9-26/0	DNP
L. Witherspoon	12-47/1	DNP	7-40/1	3-4/0	-	2-3/0	DNP	-
JaVonta Payton	1-11/0	-	-	-	-	-	1-11/0	-
Dedrick Thomas	1-5/0	-	-	-	-	-	-	1-5/0
Isaiah Zuber	1-4/0	-	-	-	-	-	1-4/0	-
Malik Dear	1-0/0	-	-	-	1-0/0	-	-	-
TEAM	3--6/0	-	DNP	DNP	2--4/0	1--2/0	DNP	DNP

RECEIVING	No-Yds/TD	LA	USM	KS	UK	AU	UT	LSU
Osirus Mitchell	24-335/4	6-88/1	2-46/1	5-74/1	4-36/0	2-33/1	5-58/0	-
Stephen Guidry	16-211/3	4-36/0	3-32/1	-	DNP	1-9/1	2-36/0	6-98/1
Dedrick Thomas	15-205/1	2-19/0	1-12/0	2-32/0	2-46/0	2-22/0	3-43/1	3-31/0
Isaiah Zuber	10-126/0	1-14/0	2-23/0	-	3-16/0	1-20/0	-	3-53/0
Farrod Green	10-125/0	1-3/0	-	1-13/0	3-20/0	3-69/0	1-9/0	1-11/0
Austin Williams	5-76/1	3-43/1	1-13/0	-	1-20/0	-	-	-
Kylin Hill	8-75/0	1-10/0	2-19/0	2-20/0	-	2-21/0	-	1-5/0
JaVonta Payton	5-63/0	1-9/0	1-10/0	-	2-14/0	1-30/0	-	-
Dontea Jones	4-35/0	1-14/0	2-9/0	1-12/0	-	-	DNP	-
Malik Dear	2-28/0	-	-	-	2-28/0	-	-	-
Nick Gibson	1-24/0	-	-	DNP	DNP	-	-	1-24/0
L. Witherspoon	2-16/0	DNP	-	-	-	-	DNP	2-16/0
G. Spivey	1-12/0	-	-	-	-	1-12/0	-	-
Cameron Gardner	1-7/0	-	1-7/0	-	-	-	-	-
Robert Rivers	1-5/0	DNP	1-5/0	DNP	DNP	DNP	DNP	DNP

RETURN STATS GAME-BY-GAME

PUNT RETURNS	No-Yds	LA	USM	KS	UK	AU	UT	LSU
Malik Dear	6-52	2-40	1-8	1-1	-	-	-	2-3
Taury Dixon	1-0	1-0	-	-	DNP	DNP	DNP	-

KICK RETURNS	No-Yds	LA	USM	KS	UK	AU	UT	LSU
Isaiah Zuber	3-64	2-36	-	-	-	-	-	1-28
JaVonta Payton	3-56	-	-	2-40	-	1-16	-	-
Brian Cole II	3-44	1-18	-	1-17	-	-	1-9	-
Dedrick Thomas	1-14	-	-	1-14	-	-	-	-

INT. RETURNS	No-Yds	LA	USM	KS	UK	AU	UT	LSU
Cam Dantzler	2-0	1-0	-	DNP	-	-	1-0	-
Brian Cole II	1-0	-	-	-	-	-	1-0	-
C.J. Morgan	1-9	-	1-9	-	-	-	-	-
Martin Emerson	1-45	-	1-45	-	-	-	-	-
Willie Gay Jr.	1-52	DNP	DNP	DNP	1-52	DNP	-	DNP

FUMBLE RETURNS	No-Yds	LA	USM	KS	UK	AU	UT	LSU
Darryl Williams	1-4	-	-	1-4	-	-	-	-

FUMBLES GAME-BY-GAME

FUMBLES	No-Lost	LA	USM	KS	UK	AU	UT	LSU
Garrett Shrader	4-2	DNP	-	-	1-1	2-1	1-0	-
Tommy Stevens	2-2	1-1	-	1-1	DNP	-	-	DNP
Taury Dixon	1-1	1-1	-	-	DNP	DNP	DNP	-
Malik Dear	1-0	-	-	1-0	-	-	-	-
Nick Gibson	1-1	-	-	DNP	DNP	-	-	1-1
JaVonta Payton	1-1	-	-	-	-	1-1	-	-

FUMBLES FORCED	Number	LA	USM	KS	UK	AU	UT	LSU
M. Spencer	2	1	1	-	-	-	-	-
Tim Washington	2	-	-	-	-	2	DNP	-
TEAM	2	1	DNP	DNP	-	1	DNP	DNP
Stewart Reese	1	-	-	1	-	-	-	-
Brian Cole II	1	-	-	1	-	-	-	-
Leo Lewis	1	-	-	-	-	1	-	-
Fletcher Adams	1	-	-	-	1	-	-	-
Cam Dantzler	1	-	-	DNP	-	-	-	1

FUMBLES RECOVERED	Number	LA	USM	KS	UK	AU	UT	LSU
Leo Lewis	2	-	-	-	-	2	-	-
Erroll Thompson	1	1	-	-	-	-	-	-
Tyler Williams	1	-	1	-	-	DNP	DNP	DNP
Brian Cole II	1	1	-	-	-	-	-	-
Aaron Brule	1	-	-	-	-	1	-	-
Paul Blackwell	1	-	-	1	-	-	-	-
Jarrian Jones	1	-	-	1	-	-	-	-
Cam Dantzler	1	1	-	DNP	-	-	-	-
Darryl Williams	1	-	-	1	-	-	-	-

MSU SCORING DRIVES

MISSISSIPPI STATE: GAME 1 AT LOUISIANA

Quarter	Game Drive	Plays, Yards	TOP	Result
Q1, 15:00	Drive #1	6 plays, 74 yds.	TOP: 2:33	Result: TD
Q2, 11:14	Drive #10	5 plays, 42 yds.	TOP: 1:56	Result: TD
Q2, 4:25	Drive #12	11 plays, 82 yds.	TOP: 3:54	Result: TD
Q3, 11:13	Drive #16	9 plays, 65 yds.	TOP: 4:06	Result: TD
Q4, 13:14	Drive #20	1 plays, 12 yds.	TOP: 0:07	Result: TD
Q4, 2:45	Drive #24	6 plays, 23 yds.	TOP: 1:43	Result: FG

MISSISSIPPI STATE: GAME 2 VS. SOUTHERN MISS

Quarter	Game Drive	Plays, Yards	TOP	Result
Q1, 11:45	Drive #2	5 plays, 61 yds.	TOP: 2:09	Result: TD
Q1, 4:50	Drive #4	9 plays, 80 yds.	TOP: 4:55	Result: TD
Q2, 2:37	Drive #10	6 plays, 52 yds.	TOP: 1:55	Result: TD
Q3, 11:02	Drive #14	9 plays, 58 yds.	TOP: 4:25	Result: TD
Q3, 4:42	Drive #16	10 plays, 63 yds.	TOP: 5:30	Result: FG
Q4, 3:07	Drive #22	2 plays, 22 yds.	TOP: 0:47	Result: TD

MISSISSIPPI STATE: GAME 3 VS. KANSAS STATE

Quarter	Game Drive	Plays, Yards	TOP	Result
Q2, 10:44	Drive #8	10 plays, 51 yds.	TOP: 5:05	Result: TD
Q2, 0:40	Drive #12	4 plays, 66 yds.	TOP: 0:31	Result: TD
Q3, 11:37	Drive #16	12 plays, 79 yds.	TOP: 6:50	Result: TD
Q3, 1:58	Drive #19	6 plays, 26 yds.	TOP: 2:08	Result: FG

MISSISSIPPI STATE: GAME 4 VS. KENTUCKY

Quarter	Game Drive	Plays, Yards	TOP	Result
Q1, 2:49	Drive #5	10 plays, 75 yds.	TOP: 4:25	Result: TD
Q2, 10:36	Drive #7	10 plays, 80 yds.	TOP: 5:51	Result: TD
Q4, 4:39	Drive #18	6 plays, 75 yds.	TOP: 3:00	Result: TD

MISSISSIPPI STATE: GAME 5 AT AUBURN

Quarter	Game Drive	Plays, Yards	TOP	Result
Q1, 8:59	Drive #6	12 plays, 75 yds.	TOP: 6:39	Result: TD
Q2, 13:18	Drive #8	11 plays, 66 yds.	TOP: 5:23	Result: FG
Q3, 5:29	Drive #20	6 plays, 65 yds.	TOP: 3:16	Result: TD
Q4, 4:03	Drive #26	8 plays, 78 yds.	TOP: 3:13	Result: TD

MSU SCORING DRIVES

MISSISSIPPI STATE: GAME 6 AT TENNESSEE

Quarter	Game Drive	Plays, Yards	TOP	Result
Q2, 14:48	Drive #7	13 plays, 59 yds.	TOP: 7:08	Result: FG
Q4, 12:04	Drive #18	8 plays, 90 yds.	TOP: 3:37	Result: TD

MISSISSIPPI STATE: GAME 7 VS. LSU

Quarter	Game Drive	Plays, Yards	TOP	Result
Q2, 8:33	Drive #7	7 plays, 75 yds.	TOP: 3:09	Result: TD
Q4, 3:41	Drive #25	8 plays, 90 yds.	TOP: 2:42	Result: TD

OPPONENT SCORING DRIVES

LOUISIANA: GAME 1 VS. MISSISSIPPI STATE

Quarter	Game Drive	Plays, Yards	TOP	Result
Q1, 4:22	Drive #7	3 plays, 15 yds.	TOP: 1:05	Result: TD
Q2, 9:12	Drive #11	10 plays, 69 yds.	TOP: 4:41	Result: TD
Q4, 12:59	Drive #21	9 plays, 69 yds.	TOP: 3:03	Result: TD
Q4, 7:21	Drive #23	14 plays, 99 yds.	TOP: 4:36	Result: TD

SOUTHERN MISS: GAME 2 AT MISSISSIPPI STATE

Quarter	Game Drive	Plays, Yards	TOP	Result
Q3, 6:37	Drive #15	4 plays, 75 yds.	TOP: 1:55	Result: TD
Q4, 7:04	Drive #19	2 plays, 75 yds.	TOP: 0:33	Result: TD

KANSAS STATE: GAME 3 AT MISSISSIPPI STATE

Quarter	Game Drive	Plays, Yards	TOP	Result
Q1, 6:28	Drive #4	9 plays, 36 yds.	TOP: 4:05	Result: FG
Q1, 1:17	Drive #6	6 plays, 55 yds.	TOP: 2:46	Result: TD
Q2, 3:16	Drive #11	5 plays, 30 yds.	TOP: 2:30	Result: TD
Q4, 8:55	Drive #23	6 plays, 53 yds.	TOP: 3:18	Result: TD

KENTUCKY: GAME 4 AT MISSISSIPPI STATE

Quarter	Game Drive	Plays, Yards	TOP	Result
Q1, 7:11	Drive #4	10 plays, 58 yds.	TOP: 4:22	Result: FG
Q3, 9:10	Drive #13	12 plays, 80 yds.	TOP: 3:40	Result: TD
Q4, 9:11	Drive #17	12 plays, 55 yds.	TOP: 4:32	Result: FG

AUBURN: GAME 5 VS. MISSISSIPPI STATE

Quarter	Game Drive	Plays, Yards	TOP	Result
Q1, 13:04	Drive #2	1 plays, 30 yds.	TOP: 0:09	Result: TD
Q1, 11:05	Drive #4	5 plays, 47 yds.	TOP: 1:19	Result: TD
Q1, 9:41	Drive #5	2 plays, 18 yds.	TOP: 0:42	Result: TD
Q1, 2:10	Drive #7	11 plays, 78 yds.	TOP: 3:52	Result: TD
Q2, 7:55	Drive #9	5 plays, 74 yds.	TOP: 2:22	Result: TD
Q2, 2:44	Drive #13	12 plays, 84 yds.	TOP: 2:32	Result: TD
Q3, 15:00	Drive #15	4 plays, 75 yds.	TOP: 1:32	Result: TD
Q3, 2:13	Drive #21	7 plays, 75 yds.	TOP: 2:57	Result: TD

OPPONENT SCORING DRIVES

TENNESSEE: GAME 6 VS. MISSISSIPPI STATE

Quarter	Game Drive	Plays, Yards	TOP	Result
Q1, 9:27	Drive #4	8 plays, 60 yds.	TOP: 4:31	Result: TD
Q2, 0:59	Drive #10	4 plays, 5 yds.	TOP: 0:59	Result: FG
Q3, 9:58	Drive #13	7 plays, 56 yds.	TOP: 3:46	Result: FG
Q4, 8:19	Drive #19	9 plays, 91 yds.	TOP: 5:44	Result: TD

LSU: GAME 7 VS. MISSISSIPPI STATE

Quarter	Game Drive	Plays, Yards	TOP	Result
Q1, 12:09	Drive #2	12 plays, 42 yds.	TOP: 4:17	Result: FG
Q1, 1:02	Drive #4	10 plays, 84 yds.	TOP: 3:35	Result: FG
Q2, 11:37	Drive #6	7 plays, 37 yds.	TOP: 3:04	Result: FG
Q2, 5:17	Drive #8	1 plays, 60 yds.	TOP: 0:10	Result: TD
Q2, 1:53	Drive #10	5 plays, 55 yds.	TOP: 1:03	Result: TD
Q3, 12:03	Drive #14	4 plays, 66 yds.	TOP: 1:27	Result: TD
Q3, 8:28	Drive #16	8 plays, 80 yds.	TOP: 2:52	Result: TD

DRIVE CHARTS

LONG DRIVE SUPERLATIVES

Longest Drive

No. of Plays

By No. of Yards

By Time of Possession

MSU

13 (59 yards, 7:08) at Tennessee (10/12), results in made FG

90 (8p, 3:37) at Tennessee (10/12), results in TD

7:08 (13p, 59 yards) at Tennessee (10/12), results in made FG

Opponents

14 (99 yards, 4:36) by Louisiana (8/31), results in TD

99 yards (14 p, 4:36) by Louisiana (8/31), results in TD

5:44 (9 p, 91 yards) by Tennessee (10/12), results in TD

GAME 1 AT LOUISIANA

MISSISSIPPI STATE

Drive Started				Drive Ended			Consumed	
Team	Qtr	Spot	Time	Obtained	Spot	Time	How Lost	PI-YdsTOP
MS	1st	M26	15:00	Kickoff	L00	12:27	* TOUCHDOWN	6-74 2:33
MS	1st	L35	12:13	Interception	L28	10:11	Fumble	4-7 2:02
MS	1st	M48	07:28	Fumble	L32	05:16	Downs	6-20 2:12
MS	1st	M15	00:00	Punt	M15	04:22	Fumble	0-0 0:00
MS	1st	M15	03:10	Kickoff	L09	13:03	Missed FG	10-76 5:07
MS	2nd	L42	11:14	Fumble	L00	09:18	* TOUCHDOWN	5-42 1:56
MS	2nd	M18	04:25	Kickoff	L00	00:31	* TOUCHDOWN	11-82 3:54
MS	2nd	M48	00:25	Kickoff	L42	00:00	End of half	4-10 0:25
MS	3rd	M35	11:13	Punt	L00	07:07	* TOUCHDOWN	9-65 4:06
MS	3rd	M12	03:53	Fumble	L43	14:49	Punt	7-45 4:04
MS	4th	L12	13:14	Punt	L00	13:07	* TOUCHDOWN	1-12 0:07
MS	4th	M25	09:56	Kickoff	L39	07:21	Punt	6-36 2:35
MS	4th	L42	02:45	Kickoff	L19	01:02	* FIELD GOAL	6-23 1:43
MS	4th	M01	00:00	Interception	M01	00:00	End of half	0-0 0:00

LOUISIANA

Drive Started				Drive Ended			Consumed	
Team	Qtr	Spot	Time	Obtained	Spot	Time	How Lost	PI-YdsTOP
LA	1st	L22	12:20	Kickoff	L22	12:13	Interception	1-0 0:07
LA	1st	L28	10:11	Fumble	M48	07:28	Fumble	8-24 2:43
LA	1st	L32	05:16	Downs	L39	04:22	Punt	3-7 0:54
LA	1st	M15	04:22	Fumble	M00	03:17	* TOUCHDOWN	3-15 1:05
LA	2nd	L20	13:03	Missed FG	L42	11:14	Fumble	4-22 1:49
LA	2nd	L31	09:12	Kickoff	M00	04:31	* TOUCHDOWN	10-69 4:41
LA	3rd	L25	15:00	Kickoff	L21	11:13	Punt	6--4 3:47
LA	3rd	L13	06:58	Kickoff	M12	03:53	Fumble	8-75 3:05
LA	4th	L01	14:49	Punt	L09	13:14	Punt	3-8 1:35
LA	4th	L31	12:59	Kickoff	M00	09:56	* TOUCHDOWN	9-69 3:03
LA	4th	L01	07:21	Punt	M00	02:45	* TOUCHDOWN	14-99 4:36
LA	4th	L35	00:55	Kickoff	M33	00:00	Interception	4-32 0:55

GAME 2 VS. SOUTHERN MISS

MISSISSIPPI STATE

Drive Started				Drive Ended			Consumed	
Team	Qtr	Spot	Time	Obtained	Spot	Time	How Lost	PI-YdsTOP
MS	1st	M39	11:45	Punt	U00	09:36	* TOUCHDOWN	5-61 2:09
MS	1st	M20	04:50	Missed FG	U00	14:55	* TOUCHDOWN	9-80 4:55
MS	2nd	M42	10:39	Fumble	M50	08:50	Punt	3-8 1:49
MS	2nd	M50	06:27	Punt	M37	04:54	Punt	3--13 1:33
MS	2nd	M48	02:37	Punt	U00	00:42	* TOUCHDOWN	6-52 1:55
MS	3rd	M25	15:00	Kickoff	M28	13:20	Punt	3-3 1:40
MS	3rd	M42	11:02	Punt	U00	06:37	* TOUCHDOWN	9-58 4:25
MS	3rd	M25	04:42	Kickoff	U12	14:12	* FIELD GOAL	10-63 5:30
MS	4th	M44	12:16	Punt	U25	07:04	Missed FG	9-31 5:12
MS	4th	M25	06:31	Kickoff	M34	04:13	Punt	3-9 2:18
MS	4th	U22	03:07	Interception	U00	02:20	* TOUCHDOWN	2-22 0:47
MS	4th	M47	01:33	Interception	U46	00:00	End of half	2-7 1:33

SOUTHERN MISS

Drive Started				Drive Ended			Consumed	
Team	Qtr	Spot	Time	Obtained	Spot	Time	How Lost	PI-YdsTOP
USM	1st	U27	15:00	Kickoff	U45	11:45	Punt	6-18 3:15
USM	1st	U25	09:36	Kickoff	M19	04:50	Missed FG	10-56 4:46
USM	2nd	U25	14:55	Kickoff	M42	10:39	Fumble	8-33 4:16
USM	2nd	U08	08:50	Punt	U21	06:27	Punt	5-13 2:23
USM	2nd	U04	04:54	Punt	U09	02:37	Punt	3-5 2:17
USM	2nd	U25	00:42	Kickoff	M49	00:00	End of half	3-26 0:42
USM	3rd	U27	13:20	Punt	U25	11:02	Punt	3--2 2:18
USM	3rd	U25	06:37	Kickoff	M00	04:42	* TOUCHDOWN	4-75 1:55
USM	4th	U12	14:03	Kickoff	U15	12:16	Punt	4-3 1:47
USM	4th	U25	07:04	Missed FG	M00	06:31	* TOUCHDOWN	2-75 0:33
USM	4th	U15	04:13	Punt	U39	03:07	Interception	3-24 1:06
USM	4th	U25	02:20	Kickoff	U43	01:33	Interception	3-18 0:47

DRIVE CHARTS

GAME 3 VS. KANSAS STATE

MISSISSIPPI STATE

Drive Started					Drive Ended			Consumed	
Team	Qtr	Spot	Time	Obtained	Spot	Time	How Lost	Pl-Yds	TOP
MS	1st	M22	15:00	Kickoff	M39	12:23	Punt	5-17	2:37
MS	1st	M20	08:41	Downs	K44	06:28	Interception	5-36	2:13
MS	1st	M25	02:23	Kickoff	M26	01:17	Punt	3-1	1:06
MS	2nd	M28	13:26	Kickoff	M18	10:44	Punt	3--10	2:42
MS	2nd	M49	10:44	Fumble	K00	05:39	* TOUCHDOWN	9-51	5:05
MS	2nd	M28	04:12	Punt	M39	03:16	Fumble	3-11	0:56
MS	2nd	M34	00:40	Kickoff	K00	00:09	* TOUCHDOWN	4-66	0:31
MS	3rd	M20	12:29	Punt	M21	11:37	Interception	3-1	0:52
MS	3rd	M21	11:37	Fumble	K00	04:47	* TOUCHDOWN	12-79	6:50
MS	3rd	M26	03:42	Punt	M18	01:58	Punt	3--8	1:44
MS	3rd	M45	01:58	Fumble	K29	14:50	* FIELD GOAL	6-26	2:08
MS	4th	M10	14:28	Kickoff	M15	13:24	Punt	3-5	1:04
MS	4th	M08	10:21	Punt	M16	08:55	Punt	3-8	1:26
MS	4th	M25	05:37	Kickoff	K20	02:35	Downs	8-55	3:02
MS	4th	M20	00:30	Punt	M40	00:00	End of half	2-20	0:30

KANSAS STATE

Drive Started					Drive Ended			Consumed	
Team	Qtr	Spot	Time	Obtained	Spot	Time	How Lost	Pl-Yds	TOP
KS	1st	K32	12:23	Punt	M20	08:41	Downs	7-48	3:42
KS	1st	K47	06:28	Interception	M17	02:23	* FIELD GOAL	9-36	4:05
KS	1st	K45	01:17	Punt	M00	13:31	* TOUCHDOWN	5-55	2:46
KS	2nd	M49	00:00	Punt	M49	10:44	Fumble	0-0	0:00
KS	2nd	K25	05:39	Kickoff	K31	04:12	Punt	3-6	1:27
KS	2nd	M30	03:16	Fumble	M00	00:46	* TOUCHDOWN	5-30	2:30
KS	2nd	K32	00:07	Kickoff	K30	00:00	End of half	1--2	0:07
KS	3rd	K22	14:52	Kickoff	K39	12:29	Punt	5-17	2:23
KS	3rd	M17	00:00	Interception	M17	11:37	Fumble	0-0	0:00
KS	3rd	K25	04:47	Kickoff	K18	03:42	Punt	3--7	1:05
KS	3rd	M44	00:00	Punt	M45	01:58	Fumble	0--1	0:00
KS	4th	M00	14:36	Kickoff	M00	14:36	* TOUCHDOWN	0-0	0:00
KS	4th	K30	13:24	Punt	K50	10:21	Punt	5-20	3:03
KS	4th	K47	08:55	Punt	M00	05:37	* TOUCHDOWN	6-53	3:18
KS	4th	K20	02:35	Downs	K48	00:30	Punt	5-28	2:05

GAME 4 VS. KENTUCKY

MISSISSIPPI STATE

Drive Started					Drive Ended			Consumed	
Team	Qtr	Spot	Time	Obtained	Spot	Time	How Lost	Pl-Yds	TOP
MS	1st	K00	13:35	Interception	K00	13:35	* TOUCHDOWN	0-0	0:00
MS	1st	M20	10:14	Punt	K48	07:11	Punt	8-32	3:03
MS	1st	M25	02:49	Kickoff	K00	13:24	* TOUCHDOWN	9-75	4:25
MS	2nd	M20	10:36	Punt	K00	04:45	* TOUCHDOWN	10-80	5:51
MS	2nd	M17	03:00	Punt	K32	00:48	Interception	5-51	2:12
MS	2nd	M29	00:05	Missed FG	M27	00:00	End of half	1--2	0:05
MS	3rd	M25	15:00	Kickoff	K20	09:10	Fumble	11-55	5:50
MS	3rd	M25	05:30	Kickoff	K49	00:38	Punt	6-26	4:52
MS	4th	M20	12:15	Missed FG	M41	09:11	Punt	5-21	3:04
MS	4th	M25	04:39	Kickoff	K00	01:39	* TOUCHDOWN	6-75	3:00
MS	4th	K46	00:44	Downs	K48	00:00	End of half	1--2	0:44

KENTUCKY

Drive Started					Drive Ended			Consumed	
Team	Qtr	Spot	Time	Obtained	Spot	Time	How Lost	Pl-Yds	TOP
UK	1st	K25	15:00	Kickoff	K48	13:35	Interception	4-23	1:25
UK	1st	K25	13:35	Kickoff	K47	10:14	Punt	6-22	3:21
UK	1st	K20	07:11	Punt	M22	02:49	* FIELD GOAL	10-58	4:22
UK	2nd	K23	13:18	Kickoff	K44	10:36	Punt	5-21	2:42
UK	2nd	K25	04:45	Kickoff	K38	03:00	Punt	4-13	1:45
UK	2nd	M49	00:48	Interception	M29	00:05	Missed FG	6-20	0:43
UK	3rd	K20	09:10	Fumble	M00	05:30	* TOUCHDOWN	11-80	3:40
UK	3rd	K20	00:38	Punt	M08	12:15	Missed FG	9-72	3:23
UK	4th	K34	09:11	Punt	M11	04:39	* FIELD GOAL	11-55	4:32
UK	4th	K34	01:34	Kickoff	K46	00:44	Downs	8-12	0:50

GAME 5 AT AUBURN

MISSISSIPPI STATE

Drive Started					Drive Ended			Consumed	
Team	Qtr	Spot	Time	Obtained	Spot	Time	How Lost	Pl-Yds	TOP
MS	1st	M25	15:00	Kickoff	M06	13:04	Punt	3--19	1:56
MS	1st	M25	12:55	Kickoff	M22	11:05	Punt	3--3	1:50
MS	1st	M02	09:46	Kickoff	M18	09:41	Fumble	0-16	0:05
MS	1st	M25	08:59	Kickoff	A00	02:20	* TOUCHDOWN	12-75	6:39
MS	2nd	M25	13:18	Kickoff	A09	07:55	* FIELD GOAL	11-66	5:23
MS	2nd	M25	05:33	Kickoff	M28	04:31	Punt	3-3	1:02
MS	2nd	A48	03:47	Fumble	A16	02:44	Fumble	2-32	1:03
MS	2nd	M25	00:12	Kickoff	M23	00:00	End of half	1--2	0:12
MS	3rd	M25	13:28	Kickoff	M39	11:01	Punt	4-14	2:27
MS	3rd	M35	09:10	Fumble	M36	07:28	Punt	3-1	1:42
MS	3rd	M35	05:29	Punt	A00	02:13	* TOUCHDOWN	6-65	3:16
MS	4th	M25	14:16	Kickoff	M27	12:47	Punt	3-2	1:29
MS	4th	M48	11:09	Fumble	A20	08:46	Downs	6-32	2:23
MS	4th	M22	04:03	Downs	A00	00:50	* TOUCHDOWN	8-78	3:13

AUBURN

Drive Started					Drive Ended			Consumed	
Team	Qtr	Spot	Time	Obtained	Spot	Time	How Lost	Pl-Yds	TOP
AU	1st	M30	13:04	Punt	M00	12:55	* TOUCHDOWN	1-30	0:09
AU	1st	M47	11:05	Punt	M00	09:41	* TOUCHDOWN	5-47	1:24
AU	1st	M18	09:41	Fumble	M00	08:59	* TOUCHDOWN	2-18	0:42
AU	1st	A22	02:10	Kickoff	M00	13:18	* TOUCHDOWN	11-78	3:52
AU	2nd	A26	07:55	Kickoff	M00	05:33	* TOUCHDOWN	5-74	2:22
AU	2nd	A34	04:31	Punt	A48	03:47	Fumble	2-14	0:44
AU	2nd	A08	02:44	Fumble	M00	00:12	* TOUCHDOWN	11-92	2:32
AU	3rd	A25	15:00	Kickoff	M00	13:28	* TOUCHDOWN	4-75	1:32
AU	3rd	A19	11:01	Punt	M35	09:10	Fumble	4-46	1:51
AU	3rd	A13	07:28	Punt	A22	05:29	Punt	3-9	1:59
AU	3rd	A25	02:13	Kickoff	M00	14:16	* TOUCHDOWN	7-75	2:57
AU	4th	A42	12:47	Punt	M48	11:09	Fumble	3-10	1:38
AU	4th	A20	08:46	Downs	M22	04:03	Downs	9-58	4:43
AU	4th	A25	00:50	Kickoff	A23	00:00	End of half	2--2	0:50

DRIVE CHARTS

GAME 6 AT TENNESSEE

MISSISSIPPI STATE

Team	Qtr	Drive Started			Drive Ended			Consumed	
		Spot	Time	Obtained	Spot	Time	How Lost	Pl-Yds	TOP
MS	1st	M09	15:00	Kickoff	M12	12:54	Punt	3-3	2:06
MS	1st	M20	11:06	Interception	M17	09:27	Punt	3--3	1:39
MS	1st	M25	04:56	Kickoff	T32	01:14	Interception	7-43	3:42
MS	2nd	M08	14:48	Punt	T33	07:40	* FIELD GOAL	13-59	7:08
MS	2nd	M20	02:19	Interception	M37	00:59	Interception	4-17	1:20
MS	3rd	M20	11:36	Punt	M24	09:58	Punt	3-4	1:38
MS	3rd	M25	06:12	Kickoff	M36	04:57	Interception	4-11	1:15
MS	3rd	M28	02:46	Punt	M24	00:32	Punt	4--4	2:14
MS	4th	M10	12:04	Punt	T00	08:27	* TOUCHDOWN	8-90	3:37
MS	4th	M25	02:35	Kickoff	T18	00:16	Missed FG	11-57	2:19

TENNESSEE

Team	Qtr	Drive Started			Drive Ended			Consumed	
		Spot	Time	Obtained	Spot	Time	How Lost	Pl-Yds	TOP
UT	1st	M46	12:54	Punt	M12	11:06	Interception	4-34	1:48
UT	1st	T40	09:27	Punt	M00	04:56	* TOUCHDOWN	8-60	4:31
UT	1st	T34	01:14	Interception	T40	14:48	Punt	3-6	1:26
UT	2nd	T15	07:38	Kickoff	M17	02:19	Interception	9-68	5:19
UT	2nd	M37	00:59	Interception	M32	15:00	* FIELD GOAL	4-5	0:59
UT	3rd	T25	15:00	Kickoff	T43	11:36	Punt	6-18	3:24
UT	3rd	T39	09:58	Punt	M05	06:12	* FIELD GOAL	7-56	3:46
UT	3rd	T35	04:57	Interception	T35	02:46	Punt	3-0	2:11
UT	3rd	T30	00:32	Punt	M49	12:04	Punt	6-21	3:28
UT	4th	T09	08:19	Kickoff	M00	02:35	* TOUCHDOWN	9-91	5:44
UT	4th	T20	00:16	Missed FG	T18	00:00	End of half	1--2	0:16

GAME 7 VS. LSU

MISSISSIPPI STATE

Team	Qtr	Drive Started			Drive Ended			Consumed	
		Spot	Time	Obtained	Spot	Time	How Lost	Pl-Yds	TOP
MS	1st	M25	15:00	Kickoff	M45	12:09	Downs	6-20	2:51
MS	1st	M25	07:52	Kickoff	L45	01:02	Punt	11-30	6:50
MS	2nd	M25	12:27	Kickoff	M45	11:37	Fumble	2-20	0:50
MS	2nd	M25	08:33	Kickoff	L00	05:24	* TOUCHDOWN	7-75	3:09
MS	2nd	M25	05:07	Kickoff	M39	01:53	Interception	6-14	3:14
MS	2nd	M30	00:41	Kickoff	M35	00:00	End of half	2-5	0:41
MS	3rd	M36	13:28	Punt	M30	12:03	Punt	3--6	1:25
MS	3rd	M25	10:36	Kickoff	M30	08:28	Punt	3-5	2:08
MS	3rd	M25	05:36	Kickoff	M49	03:02	Interception	5-24	2:34
MS	3rd	M20	01:40	Punt	L23	13:19	Downs	7-57	3:21
MS	4th	M22	11:31	Punt	M24	08:56	Punt	3-2	2:35
MS	4th	M08	07:51	Punt	M05	05:59	Punt	3--3	1:52
MS	4th	M10	03:41	Punt	L00	00:59	* TOUCHDOWN	7-90	2:42

LSU

Team	Qtr	Drive Started			Drive Ended			Consumed	
		Spot	Time	Obtained	Spot	Time	How Lost	Pl-Yds	TOP
LSU	1st	M45	12:09	Downs	M03	07:52	* FIELD GOAL	12-42	4:17
LSU	1st	L11	01:02	Punt	M05	12:27	* FIELD GOAL	10-84	3:35
LSU	2nd	M44	11:37	Fumble	M07	08:33	* FIELD GOAL	6-37	3:04
LSU	2nd	L40	05:17	Kickoff	M00	05:07	* TOUCHDOWN	1-60	0:10
LSU	2nd	L45	01:53	Interception	M00	00:50	* TOUCHDOWN	5-55	1:03
LSU	3rd	L25	15:00	Kickoff	L25	13:28	Punt	3-0	1:32
LSU	3rd	L34	12:03	Punt	M00	10:36	* TOUCHDOWN	4-66	1:27
LSU	3rd	L20	08:28	Punt	M00	05:36	* TOUCHDOWN	7-80	2:52
LSU	3rd	L40	03:02	Interception	L48	01:40	Punt	3-8	1:22
LSU	4th	L23	13:19	Downs	L17	11:31	Punt	3--6	1:48
LSU	4th	L50	08:56	Punt	M44	07:51	Punt	3-6	1:05
LSU	4th	L49	05:59	Punt	L48	03:41	Punt	4--1	2:18
LSU	4th	L15	00:53	Kickoff	L11	00:00	End of half	2--4	0:53

GAME 1

MSU Louisiana

38
28

Aug. 31, 2019
Mercedes-Benz Superdome
New Orleans, La.
22,440

Mississippi State

RUSHING	Att.	Gain	Lost	Net	TD	Long	Avg.
Kylin Hill	27	197	0	197	1	20	7.3
Tommy Stevens	11	44	7	37	1	14	3.4
Nick Gibson	2	27	0	27	1	19	13.5

PASSING	Com	Att	Int	Yds	TD	Long	Sacks
Tommy Stevens	20	30	0	236	2	31	2

RECEIVING	No.	Yds.	TD	Long
Osirus Mitchell	6	88	1	31
Stephen Guidry	4	36	0	19
Austin Williams	3	43	1	28
Deddrick Thomas	2	19	0	10
Isaiah Zuber	1	14	0	14
Dontea Jones	1	14	0	14
Kylin Hill	1	10	0	10
JaVonta Payton	1	9	0	9
Farrod Green	1	3	0	3

PUNTING	No.	Yds.	Avg.	Long	I20	TB
Tucker Day	2	80	40.0	42	2	0

FIELD GOALS	Att.	Made	Long	KICKS
Jordan Lawless	2	1	37	missed 27

ALL RETURNS	Punts			Kickoffs			Intercepted		
	No.	Yds.	Lg.	No.	Yds.	Lg.	No.	Yds.	Lg.
Isaiah Zuber	0	0	0	2	36	22	0	0	0
Cameron Dantzler	0	0	0	0	0	0	1	0	0
Maurice Smitherman	0	0	0	0	0	0	1	0	0
Malik Dear	2	40	40	0	0	0	0	0	0
Taury Dixon	1	0	0	0	0	0	0	0	0
Brian Cole II	0	0	0	1	18	18	0	0	0

Louisiana

RUSHING	Att.	Gain	Lost	Net	TD	Long	Avg.
Raymond Calais	8	80	0	80	0	26	10.0
Trey Ragas	9	63	0	63	1	17	7.0
Elija Mitchell	14	31	0	31	1	9	2.2
Levi Lewis	6	18	28	-10	1	10	-1.7

PASSING	Com	Att	Int	Yds	TD	Long	Sacks
Levi Lewis	23	9	2	267	1	32	1

RECEIVING	No.	Yds.	TD	Long
Jamal Bell	8	113	0	22
Ja'Mar Bradley	6	93	0	32
Raymond Calais	3	15	0	11
Peter LeBlanc	2	5	0	4
Elija Mitchell	2	4	0	7
Trey Ragas	1	19	0	19
Nick Ralston	1	11	1	11
Bria Smith Jr.	1	7	0	7

PUNTING	No.	Yds.	Avg.	Long	I20	TB
Rhys Byrns	3	133	44.3	46	1	0

FIELD GOALS	Att.	Made	Long	KICKS
none				

ALL RETURNS	Punts			Kickoffs			Intercepted		
	No.	Yds.	Lg.	No.	Yds.	Lg.	No.	Yds.	Lg.
Ja'Mar Bradley	0	0	0	2	38	23	0	0	0
Raymond Calais	0	0	0	1	19	19	0	0	0
Chris Smith	0	0	0	3	68	30	0	0	0

MSU Tops Louisiana In New Orleans, 38-28

Playing its first game in the Mercedes-Benz Superdome since 2007, MSU used 497 yards of total offense in **Tommy Stevens'** debut as quarterback to defeat Louisiana, 38-28, in New Orleans. **Kylin Hill** rushed for 197 yards on 27 carries, representing the highest rushing output by a Bulldog in a season opener in program history. Stevens, the graduate transfer from Penn State, didn't waste any time in making an impact as he orchestrated a six-play, 74-yard drive that culminated with a beautiful over-the-shoulder throw to **Osirus Mitchell** for a 31-yard touchdown with 12:27 in the first quarter. With the score tied at 14 all, MSU reeled off 21 unanswered points behind the Stevens-Hill combo. Both accounted for rushing touchdowns. **Malik Dear's** 40-yard punt return early in the fourth quarter set up a Stevens-to-**Austin Williams** 12-yard passing score on the ensuing play to make it 35-14. Stevens finished 20-of-30 with 236 yards passing. The Ragin' Cajuns rallied with 14 straight points, including a 99-yard drive late in the game. **Jordan Lawless'** first career made field goal, a 37-yarder with 1:02 to go, pushed it to a double-digit margin. **Erroll Thompson** led all tacklers with 10 and a fumble recovery. State forced four turnovers - three fumbles and one interception. **Cameron Dantzler** added seven tackles, one fumble recovery and an interception on UL's first offensive play of the game.

Mississippi State	7	14	7	10	- 38
Louisiana	7	7	0	14	- 28

1st	12:27	MSU	Osirus Mitchell 31 yd pass from Tommy Stevens (Jordan Lawless kick)
	03:17	UL	Elija Mitchell 3 yd run (Stevie Artigue kick)
2nd	09:18	MSU	Nick Gibson 8 yd run (Jordan Lawless kick)
	04:31	UL	Nick Ralston 11 yd pass from Levi Lewis (Stevie Artigue kick)
	00:31	MSU	Tommy Stevens 4 yd run (Jordan Lawless kick)
3rd	07:07	MSU	Kylin Hill 5 yd run (Jordan Lawless kick)
4th	13:07	MSU	Austin Williams 12 yd pass from Tommy Stevens (Jordan Lawless kick)
	09:56	UL	Levi Lewis 1 yd run (Stevie Artigue kick)
	02:45	UL	Trey Ragas 17 yd run (Stevie Artigue kick)
	01:02	MSU	Jordan Lawless 37 yd field goal

Team Stats

	MSU	UL
FIRST DOWNS	29	27
Rushing	15	10
Passing	13	16
Penalty	1	1
NET YARDS RUSHING	261	164
Rushing Attempts	40	37
Average Per Rush	6.5	4.4
NET YARDS PASSING	236	267
Completions-Attempts-Int	20-30-0	24-39-2
Average Per Attempt	7.9	6.8
Average Per Completion	11.8	11.1
TOTAL OFFENSE YARDS	497	431
Total offense plays	70	76
Average Gain Per Play	7.1	5.7
Fumbles: Number-Lost	2-2	3-3
Penalties: Number-Yards	5-40	5-45
PUNTS-YARDS	2-80	3-133
KICKOFFS-YARDS	7-400	5-262
Punt returns: Number-Yards-TD	3-40-0	0-0-0
Kickoff returns: Number-Yds-TD	3-54-0	6-125-0
Interceptions: Number-Yds-TD	1-0-0	0-0-0
Fumble Returns: Number-Yds-TD	0-0-0	0-0-0
Possession Time	31:03	28:57
Third-Down Conversions	4 of 9	4 of 10
Fourth-Down Conversions	1 of 2	0 of 1
Red-Zone Scores-Chances	5-6	4-5
Sacks By: Number-Yards	1-5	2-7
PAT Kicks	5-5	4-4
Field Goals	1-2	0-0
Points off turnovers	7	7

GAME 2

Southern Miss
MSU

15
38

Sept. 7, 2019
Davis Wade Stadium
Starkville, Miss.
55,143

Southern Miss

RUSHING	Att.	Gain	Lost	Net	TD	Long	Avg.
Kevin Perkins	5	51	0	51	0	26	10.2
D. Harris	6	49	0	49	0	18	8.2
Darius Maberry	4	12	0	12	0	8	3.0
S. Anderson	2	11	0	11	0	11	5.5
Dee Baker	1	2	0	2	0	2	2.0
Jaylond Adams	2	2	0	2	0	2	1.0
Jordan Kempf	1	0	5	-5	0	0	-5.0
Jack Abraham	6	10	22	-12	0	4	-2.0

PASSING	Com	Att	Int	Yds	TD	Long	Sacks
Jack Abraham	18	26	2	234	2	65	2

RECEIVING	No.	Yds.	TD	Long
J. Mitchell	6	94	1	65
Tim Jones	5	73	0	25
Jaylond Adams	4	56	1	28
Trevor Terry	1	7	0	7
Kevin Perkins	1	3	0	3
Neil McLaurin	1	1	0	1

PUNTING	No.	Yds.	Avg.	Long	I20	TB
Zac Everett	3	125	41.7	43	0	0
Matt Bromell	2	45	22.5	29	0	0

FIELD GOALS	Att.	Made	Long	KICKS
Andrew Stein	1	0	--	missed 36

ALL RETURNS	Punts			Kickoffs			Intercepted		
	No.	Yds.	Lg.	No.	Yds.	Lg.	No.	Yds.	Lg.
Jaylond Adams	1	2	2	1	12	12	0	0	0
Dee Baker	0	0	0	1	26	26	0	0	0

Mississippi State

RUSHING	Att.	Gain	Lost	Net	TD	Long	Avg.
Kylin Hill	14	125	2	123	1	22	8.8
L. Witherspoon	7	40	0	40	1	22	5.7
Nick Gibson	5	32	1	31	1	13	6.2
Garrett Shrader	9	23	7	16	0	10	1.8
Tommy Stevens	6	14	14	0	0	6	0.0

PASSING	Com	Att	Int	Yds	TD	Long	Sacks
Garrett Shrader	7	11	0	71	0	17	1
Tommy Stevens	9	10	0	105	2	28	2

RECEIVING	No.	Yds.	TD	Long
Stephen Guidry	3	32	1	11
Osirus Mitchell	2	46	1	28
Isaiah Zuber	2	23	0	17
Kylin Hill	2	19	0	15
Dontea Jones	2	9	0	6
Austin Williams	1	13	0	13
Deddrick Thomas	1	12	0	12
JaVonta Payton	1	10	0	10
Cameron Gardner	1	7	0	7
Robert Rivers	1	5	0	5

PUNTING	No.	Yds.	Avg.	Long	I20	TB
Tucker Day	4	199	49.8	59	3	0

FIELD GOALS	Att.	Made	Long	KICKS
Jace Christmann	2	1	30	made 30; missed 43

ALL RETURNS	Punts			Kickoffs			Intercepted		
	No.	Yds.	Lg.	No.	Yds.	Lg.	No.	Yds.	Lg.
Malik Dear	1	8	8	0	0	0	0	0	0
C.J. Morgan	0	0	0	0	0	0	1	9	9
Martin Emerson	0	0	0	0	0	0	1	45	45

State Soars Past Golden Eagles in Home Opener, 38-15

In one of the hottest games in Davis Wade Stadium history, MSU jumped out to a 28-0 lead and secured a 38-15 victory over in-state foe Southern Miss to open the home 2019 slate. Kickoff temperature was 94 degrees, representing the hottest in Davis Wade Stadium since 1998. The heat had no effect on the Bulldogs, however. **Tommy Stevens**, making his Starkville debut, completed his first nine passes for 105 yards and two touchdowns before exiting the game due to injury late in the second quarter. Stevens' hot streak to start the game represented the most consecutive completions by an MSU QB since Dak Prescott against Arkansas in 2015. For the second straight game, the combination of Stevens to **Osirus Mitchell** put the Bulldogs on the board on the first drive. Stevens found Mitchell for a 28-yard touchdown with 9:36 to play, and he later connected with **Stephen Guidry** for an 11-yard score. The day belonged to **Kylin Hill**, who put on a show rushing for 123 yards and one touchdown against a stingy USM defense that was ranked in the top three nationally a year ago. True freshman **Garrett Shrader** spelled Stevens and fared well, going 7-of-11 in his first career action. MSU managed three takeaways, including interceptions from **C.J. Morgan** and true freshman **Martin Emerson**. **Brian Cole II** led all tacklers with seven, including one sack and 2.5 tackles for loss. **Marquiss Spencer** added one strip sack.

Southern Miss	0	0	7	8	- 15
Mississippi State	7	14	7	10	- 38

1st	09:36	MSU	Osirus Mitchell 28 yd pass from Tommy Stevens (Jace Christmann kick)
2nd	14:55	MSU	Stephen Guidry 11 yd pass from Tommy Stevens (Jace Christmann kick)
	00:42	MSU	Nick Gibson 13 yd run (Jace Christmann kick)
3rd	06:37	MSU	Kylin Hill 3 yd run (Jace Christmann kick)
	04:42	USM	Jaylond Adams 28 yd pass from Jack Abraham (Andrew Stein kick)
4th	14:12	MSU	Jace Christmann 30 yd field goal
	06:31	USM	J. Mitchell 65 yd pass from Jack Abraham (Trevor Terry pass from Jack Abraham)
	02:20	MSU	L. Witherspoon 22 yd run (Jace Christmann kick)

Team Stats

	USM	MSU
FIRST DOWNS	17	21
Rushing	7	10
Passing	10	11
Penalty	0	0
NET YARDS RUSHING	110	210
Rushing Attempts	27	41
Average Per Rush	4.1	5.1
NET YARDS PASSING	234	176
Completions-Attempts-Int	18-26-2	16-21-0
Average Per Attempt	9.0	8.4
Average Per Completion	13.0	11.0
TOTAL OFFENSE YARDS	344	386
Total offense plays	53	62
Average Gain Per Play	6.5	6.2
Fumbles: Number-Lost	2-1	0-0
Penalties: Number-Yards	1-5	2-10
PUNTS-YARDS	5-170	4-199
KICKOFFS-YARDS	3-195	7-454
Punt returns: Number-Yards-TD	1-2-0	1-8-0
Kickoff returns: Number-Yds-TD	2-38-0	0-0-0
Interceptions: Number-Yds-TD	0-0-0	2-54-0
Fumble Returns: Number-Yds-TD	0-0-0	0-0-0
Possession Time	26:14	33:46
Third-Down Conversions	2 of 9	3 of 9
Fourth-Down Conversions	0 of 0	0 of 0
Red-Zone Scores-Chances	0-1	4-4
Sacks By: Number-Yards	3-20	2-12
PAT Kicks	1-1	5-5
Field Goals	0-1	1-2
Points off turnovers	0	7

GAME 3

Kansas State #23 MSU

31
24

Sept. 14, 2019
Davis Wade Stadium
Starkville, Miss.
54,522

Kansas State

RUSHING	Att.	Gain	Lost	Net	TD	Long	Avg.
James Gilbert	17	62	3	59	0	11	3.5
Jordan Brown	5	41	0	41	1	17	8.2
Harry Trotter	5	25	0	25	0	9	5.0
Malik Knowles	2	12	0	12	0	7	6.0
Skylar Thompson	4	18	10	8	1	16	2.0
Wykeen Gill	1	3	0	3	0	3	3.0
TEAM	1	0	2	-2	0	0	-2.0

PASSING	Com	Att	Int	Yds	TD	Long	Sacks
Skylar Thompson	10	18	0	123	1	24	1

RECEIVING	No.	Yds.	TD	Long
Dalton Schoen	3	50	1	20
Wykeen Gill	2	9	0	6
Phillip Brooks	2	5	0	7
Nick Lenners	1	24	0	24
Landry Weber	1	23	0	23
Malik Knowles	1	12	0	12

PUNTING	No.	Yds.	Avg.	Long	I20	TB
Devin Ancil	5	253	50.6	61	1	2

FIELD GOALS	Att.	Made	Long	KICKS
Blake Lynch	1	1	35	made 35

ALL RETURNS	Punts			Kickoffs			Intercepted		
	No.	Yds.	Lg.	No.	Yds.	Lg.	No.	Yds.	Lg.
Phillip Brooks	2	45	25	0	0	0	0	0	0
Malik Knowles	0	0	0	3	124	100	0	0	0
AJ Parker	0	0	0	0	0	0	1	23	23
Seth Porter	1	-1	0	0	0	0	0	0	0
Denzel Goolsby	0	0	0	0	0	0	1	16	16
Jordan Brown	1	0	0	0	0	0	0	0	0

Mississippi State

RUSHING	Att.	Gain	Lost	Net	TD	Long	Avg.
Kylin Hill	24	116	5	111	0	22	4.6
Garrett Shrader	10	82	0	82	1	16	8.2
Tommy Stevens	7	19	14	5	1	4	0.7
Lee Witherspoon	3	4	0	4	0	2	1.3
Dontea Jones	0	-1	0	-1	0	0	0.0

PASSING	Com	Att	Int	Yds	TD	Long	Sacks
Tommy Stevens	7	15	2	100	1	35	2
Garrett Shrader	4	12	0	51	0	26	0

RECEIVING	No.	Yds.	TD	Long
Osirus Mitchell	5	74	1	35
Deddrick Thomas	2	32	0	26
Kylin Hill	2	20	0	12
Farrod Green	1	13	0	13
Dontea Jones	1	12	0	12

PUNTING	No.	Yds.	Avg.	Long	I20	TB
Tucker Day	6	242	40.3	55	0	0

FIELD GOALS	Att.	Made	Long	KICKS
Jace Christmann	1	1	47	made 47

ALL RETURNS	Punts			Kickoffs			Intercepted		
	No.	Yds.	Lg.	No.	Yds.	Lg.	No.	Yds.	Lg.
Deddrick Thomas	0	0	0	1	14	14	0	0	0
JaVonta Payton	0	0	0	2	40	24	0	0	0
Malik Dear	1	1	0	0	0	0	0	0	0
Brian Cole II	0	0	0	1	17	17	0	0	0

Kansas State Edges MSU, 31-24

Kylin Hill rushed for over 100 yards for the third consecutive game, but it was not enough as Kansas State scored 14 unanswered points in the fourth quarter to beat MSU, 31-24, on a hot morning kickoff in Davis Wade Stadium. It was the first meeting between the two teams in Starkville since 1974 and the first Power 5 non-conference team to visit Davis Wade Stadium since 2009. Malik Knowles took a kickoff back 100 yards for the Wildcats to tie the game at 24 all with 14:36 to go in the fourth. MSU was unable to muster anything offensively and K-State went 53 yards on six plays that culminated with a 15-yard touchdown pass with 5:37 to go. **Tommy Stevens**, battling an upper body injury sustained a week earlier, got the start but did not return early in the third quarter. The Bulldogs were decimated with injuries with CB **Cameron Dantzer**, RB **Nick Gibson** and OL **Dareuan Parker** all out. Stevens helped erase a 10-0 deficit, rushing for a two-yard touchdown following a muffed punt from the Wildcats. **Osirus Mitchell** then made a spectacular one-handed, 35-yard touchdown grab with 0:09 left in the half. True freshman **Garrett Shrader** spelled Stevens in the third quarter and displayed his toughness, orchestrating a 12-play, 79-yard drive that ate up 6:50. He finished it off with a two-yard touchdown dive. **Jace Christmann's** key 47-yard field goal to start the fourth look to have put the Bulldogs in firm control, up 24-17, before K-State mounted its comeback. The Bulldogs turned it over three times on the day, but did outgain the Wildcats 352-269. Leo Lewis produced a game-high 12 tackles, while **Brian Cole II** continued his hot start to the year with six tackles, one punishing strip sack and two tackles for loss.

Kansas State	3	14	0	14	- 31
Mississippi State	0	14	7	3	- 24

1st	02:23	KSU	Blake Lynch 35 yd field goal
2nd	13:31	KSU	Jordan Brown 7 yd run (Blake Lynch kick)
	05:39	MSU	Tommy Stevens 2 yd run (Jace Christmann kick)
	00:46	KSU	Skylar Thompson 1 yd run (Blake Lynch kick)
	00:09	MSU	Osirus Mitchell 35 yd pass from Tommy Stevens (Jace Christmann kick)
3rd	04:47	MSU	Garrett Shrader 5 yd run (Jace Christmann kick)
4th	14:50	MSU	Jace Christmann 47 yd field goal
	14:36	KSU	Malik Knowles 100 yd kickoff return (Blake Lynch kick)
	05:37	KSU	Dalton Schoen 15 yd pass from S. Thompson (Blake Lynch kick)

Team Stats

	K-STATE	MSU
FIRST DOWNS	17	21
Rushing	8	9
Passing	7	8
Penalty	2	4
NET YARDS RUSHING	146	201
Rushing Attempts	35	44
Average Per Rush	4.2	4.6
NET YARDS PASSING	123	151
Completions-Attempts-Int	10-18-0	11-27-2
Average Per Attempt	6.8	5.6
Average Per Completion	12.3	13.7
TOTAL OFFENSE YARDS	269	352
Total offense plays	53	71
Average Gain Per Play	5.1	5.0
Fumbles: Number-Lost	4-3	2-1
Penalties: Number-Yards	7-59	7-83
PUNTS-YARDS	5-253	6-242
KICKOFFS-YARDS	6-357	5-310
Punt returns: Number-Yards-TD	4-44-0	1-1-0
Kickoff returns: Number-Yds-TD	3-124-1	4-71-0
Interceptions: Number-Yds-TD	2-39-0	0-0-0
Fumble Returns: Number-Yds-TD	1-9-0	1-4-0
Possession Time	26:55	33:05
Third-Down Conversions	3 of 10	4 of 14
Fourth-Down Conversions	0 of 1	0 of 1
Red-Zone Scores-Chances	4-5	2-2
Sacks By: Number-Yards	2-13	1-10
PAT Kicks	4-4	3-3
Field Goals	1-1	1-1
Points off turnovers	10	17

GAME 4

Kentucky
MSU

13
28

Sept. 21, 2019
Davis Wade Stadium
Starkville, Miss.
54,556

Kentucky

RUSHING	Att.	Gain	Lost	Net	TD	Long	Avg.
Asim Rose	9	105	0	105	0	31	11.7
Lynn Bowden	3	37	0	37	0	17	12.3
Kavosiey Smoke	10	28	3	25	1	12	2.5
TEAM	1	0	5	-5	0	0	-5.0
Sawyer Smith	5	4	12	-8	0	3	-1.6

PASSING	Com	Att	Int	Yds	TD	Long	Sacks
Sawyer Smith	15	41	1	232	0	39	3
Lynn Bowden	0	1	0	0	0	0	0

RECEIVING	No.	Yds.	TD	Long
Lynn Bowden	7	129	0	39
Josh Ali	5	61	0	20
Keaton Upshaw	1	19	0	19
Ahmad Wagner	1	15	0	15
Clevan Thomas	1	8	0	8

PUNTING	No.	Yds.	Avg.	Long	I20	TB
Max Duffy	3	154	51.3	56	1	2

FIELD GOALS	Att.	Made	Long	KICKS
Chance Poore	3	1	40	made 40; missed 47; missed 26
Matt Ruffolo	1	1	29	made 29

ALL RETURNS	Punts			Kickoffs			Intercepted		
	No.	Yds.	Lg.	No.	Yds.	Lg.	No.	Yds.	Lg.
Lynn Bowden	1	25	25	1	19	19	0	0	0
Quandre Mosely	0	0	0	0	0	0	1	39	39
Drew Schlegel	0	0	0	1	3	3	0	0	0

Mississippi State

RUSHING	Att.	Gain	Lost	Net	TD	Long	Avg.
Garrett Shrader	11	139	14	125	0	49	11.4
Kylin Hill	26	126	6	120	3	18	4.6
Malik Dear	1	0	0	0	0	0	0.0
TEAM	2	0	4	-4	0	0	-2.0

PASSING	Com	Att	Int	Yds	TD	Long	Sacks
Garrett Shrader	17	22	1	180	0	25	2

RECEIVING	No.	Yds.	TD	Long
Osirus Mitchell	4	36	0	14
Farrod Green	3	20	0	13
Isaiah Zuber	3	16	0	7
Dedrick Thomas	2	46	0	25
Malik Dear	2	28	0	20
JaVonta Payton	2	14	0	13
Austin Williams	1	20	0	20

PUNTING	No.	Yds.	Avg.	Long	I20	TB
Tucker Day	3	147	49.0	50	0	2

FIELD GOALS	Att.	Made	Long	KICKS
none	--	--	--	--

ALL RETURNS	Punts			Kickoffs			Intercepted		
	No.	Yds.	Lg.	No.	Yds.	Lg.	No.	Yds.	Lg.
Willie Gay Jr.	0	0	0	0	0	0	1	52	52

Shrader, MSU Close Out UK in SEC Opener, 28-13

The stage wasn't too big for true freshman quarterback **Garrett Shrader** in MSU's SEC opener. Shrader, making his first career start in just his third collegiate game, accounted for 305 yards of total offense, including 125 rushing on 11 carries, to lift the Bulldogs past Kentucky, 28-13, on Saturday in Davis Wade Stadium. Shrader was just the second MSU true freshman QB to start in an SEC game in the last 12 years. He was an efficient 17-of-22 for 180 yards through the air. Shrader accounted for all six of the Bulldogs' 20+ yard plays in the game. **Kylin Hill** was spectacular again, becoming the first Bulldog to rush for 100 or more yards in the first four games of a season. Hill rushed for 120 yards on 26 carries with a career-best three touchdowns. The Bulldogs got on the board via their defense on the fifth play of the game. **Willie Gay Jr.**, in on his first play of the year after missing the first three games due to a violation of team rules, stepped in front of a Sawyer Smith pass and returned it 52 yards for a touchdown. The Bulldogs chewed up clock in the second quarter with impressive drives. Hill finished one on a 12-yard highlight reel touchdown run as he leaped from the four-yard line and extended the ball inside the pylon for the score. On the ensuing possession, Shrader engineered a 10-play, 80-yard drive that took 5:00. His 36-yard rush set up another Hill touchdown that made it 21-3 at the half. The Wildcats responded with 10 unanswered. With the score a one-possession game and 4:32 remaining, Shrader conducted a six-play, 75 yard drive and extended the drive with a 49-yard rush on third down. Hill finished it off with another score. The Bulldogs held Kentucky to 1-of-12 on third down. **C.J. Morgan** led MSU with nine tackles. **Jaquarius Landrews** added seven tackles and a game-high four pass breakups.

Kentucky	3	0	7	3	- 13
Mississippi State	7	14	0	7	- 28

1st	13:35	MSU	Willie Gay Jr. 52 yd interception return (Jace Christmann kick)
	02:49	UK	Chance Poore 40 yd field goal
2nd	13:24	MSU	Kylin Hill 12 yd run (Jace Christmann kick)
	04:45	MSU	Kylin Hill 2 yd run (Jace Christmann kick)
3rd	05:30	UK	Kavosiey Smoke 2 yd run (Chance Poore kick)
4th	04:39	UK	Matt Ruffolo 29 yd field goal
	01:39	MSU	Kylin Hill 1 yd run (Jace Christmann kick)

Team Stats

	UK	MSU
FIRST DOWNS	21	22
Rushing	9	12
Passing	10	9
Penalty	2	1
NET YARDS RUSHING	154	241
Rushing Attempts	28	40
Average Per Rush	5.5	6.0
NET YARDS PASSING	232	180
Completions-Attempts-Int	15-42-1	17-22-1
Average Per Attempt	5.5	8.2
Average Per Completion	15.5	10.6
TOTAL OFFENSE YARDS	386	421
Total offense plays	70	62
Average Gain Per Play	5.5	6.8
Fumbles: Number-Lost	1-0	1-1
Penalties: Number-Yards	5-40	5-45
PUNTS-YARDS	3-154	3-147
KICKOFFS-YARDS	4-260	5-295
Punt returns: Number-Yards-TD	1-25-0	0-0-0
Average Per Return	25.0	0.0
Kickoff returns: Number-Yds-TD	2-22-0	0-0-0
Average Per Return	11.0	0.0
Interceptions: Number-Yds-TD	1-39-0	1-52-1
Fumble Returns: Number-Yds-TD	0-0-0	0-0-0
Possession Time	26:54	33:06
Third-Down Conversions	1 of 12	6 of 10
Fourth-Down Conversions	3 of 4	0 of 0
Red-Zone Scores-Chances	2-4	3-4
Sacks By: Number-Yards	2-14	3-16
PAT Kicks	1-1	4-4
Field Goals	2-4	0-0
Points off turnovers	7	7

GAME 5

MSU
#7/7 Auburn

23
56

Sept. 28, 2019
Jordan-Hare Stadium
Auburn, Ala.
87,451

Mississippi State

RUSHING	Att.	Gain	Lost	Net	TD	Long	Avg.
Garrett Shrader	16	112	23	89	1	24	5.6
Kylin Hill	17	51	6	45	0	13	2.6
Lee Witherspoon	2	3	0	3	0	2	1.5
Nick Gibson	1	0	1	-1	0	0	-1.0
TEAM	1	0	2	-2	0	0	-2.0
Tommy Stevens	1	0	16	-16	0	0	-16.0

PASSING	Com	Att	Int	Yds	TD	Long	Sacks
Garrett Shrader	12	23	0	209	2	47	1
Tommy Stevens	1	3	0	7	0	7	1

RECEIVING	No.	Yds.	TD	Long
Farrod Green	3	69	0	47
Osirus Mitchell	2	33	1	21
Dedrick Thomas	2	22	0	12
Kylin Hill	2	21	0	18
JaVonta Payton	1	30	0	30
Isaiah Zuber	1	20	0	20
Georquarius Spivey	1	12	0	12
Stephen Guidry	1	9	1	9

PUNTING	No.	Yds.	Avg.	Long	I20	TB
Tucker Day	4	168	42.0	45	1	0
Reed Bowman	2	82	41.0	51	1	0

FIELD GOALS	Att.	Made	Long	KICKS
Jace Christmann	1	1	27	made 27

ALL RETURNS	Punts			Kickoffs			Intercepted		
	No.	Yds.	Lg.	No.	Yds.	Lg.	No.	Yds.	Lg.
JaVonta Payton	0	0	0	1	16	0	0	0	0

Auburn

RUSHING	Att.	Gain	Lost	Net	TD	Long	Avg.
Bo Nix	7	60	4	56	1	30	8.0
J. Whitlow	10	56	1	55	3	30	5.5
D.J. Williams	7	33	1	32	0	9	4.6
Kam Martin	8	36	5	31	1	16	3.9
A. Schwartz	3	25	0	25	1	13	8.3
Shaun Shivers	4	22	0	22	0	10	5.5
Eli Stove	1	3	0	3	0	3	3.0
Malik Miller	1	1	0	1	0	1	1.0
TEAM	2	0	2	-2	0	0	-1.0
Joey Gatewood	2	1	7	-6	0	1	-3.0

PASSING	Com	Att	Int	Yds	TD	Long	Sacks
Bo Nix	16	21	0	335	2	48	1
Joey Gatewood	2	3	0	26	0	11	1

RECEIVING	No.	Yds.	TD	Long
Seth Williams	8	161	2	39
Anthony Schwartz	2	67	0	48
Sal Cannella	2	39	0	31
Will Hastings	2	25	0	21
Eli Stove	1	27	0	27
Malik Miller	1	16	0	11
Jay Jay Wilson	1	16	0	16
Zach Farrar	1	10	0	10

PUNTING	No.	Yds.	Avg.	Long	I20	TB
Arryn Siposs	1	43	43.0	43	0	0

FIELD GOALS	Att.	Made	Long	KICKS
--	--	--	--	--

ALL RETURNS	Punts			Kickoffs			Intercepted		
	No.	Yds.	Lg.	No.	Yds.	Lg.	No.	Yds.	Lg.
N. Igbinoghene	0	0	0	1	21	21	0	0	0
Christian Tutt	3	34	18	0	0	0	0	0	0

Big First Half Carries No. 7 Auburn Past MSU, 56-23

No. 7 Auburn, playing its SEC home opener, scored 21 straight points in the first seven minutes of the game and never looked back as MSU fell 56-23, in a sold-out night game in Jordan-Hare Stadium. The Bulldogs went three and out on their first series, and the Tigers immediately capitalized with great field position and scored on their first play from scrimmage. The score was 21-0 after Auburn took advantage of a **JaVonta Payton** fumble on a kickoff. MSU starting quarterback **Tommy Stevens** suffered a lower body injury on the second series of the game and missed the remainder of the contest. He was once again spelled by true freshman **Garrett Shrader**. Shrader, in his first SEC road appearance, accounted for all three Bulldog touchdowns, firing two TD passes and adding a rushing score. He finished with 298 yards of total offense and got MSU on the board after finishing off a 12-play, 75-yard drive with a **Stephen Guidry** 9-yard pass late in the first quarter. MSU trailed 42-9 at the break, and added touchdowns courtesy of **Osirus Mitchell** and Shrader. His 7-yard touchdown run with 0:50 remaining put him at 89 rushing yards on the night against a stellar Auburn defense. **Farrod Green** led MSU in receiving with 69 yards. **Leo Lewis** and **C.J. Morgan** led all Bulldog tacklers with eight apiece. Lewis had seven solo stops, a tackle for a loss, one forced fumble and one fumble recovery. MSU won the turnover battle, forcing three on the night to extend the consecutive streak to 21 straight games of a takeaway. The Bulldogs were without the services of six players on their two-deep depth chart.

Mississippi State	6	3	7	7	- 23
Auburn	21	21	7	7	- 56

1st	12:55	AU	J. Whitlow 30 yd run (Anders Carlson kick)
	09:46	AU	Bo Nix 9 yd run (Anders Carlson kick)
	08:59	AU	A. Schwartz 13 yd run (Anders Carlson kick)
	02:20	MSU	Stephen Guidry 9 yd pass from Garrett Shrader (Jace Christmann kick failed)
2nd	13:18	AU	J. Whitlow 3 yd run (Anders Carlson kick)
	07:55	MSU	Jace Christmann 27 yd field goal
	05:33	AU	Seth Williams 39 yd pass from Bo Nix (Anders Carlson kick)
	00:12	AU	J. Whitlow 3 yd run (Anders Carlson kick)
3rd	13:28	AU	Seth Williams 32 yd pass from Bo Nix (Anders Carlson kick)
	02:13	MSU	Osirus Mitchell 21 yd pass from Garrett Shrader (Jace Christmann kick)
4th	14:16	AU	Kam Martin 7 yd run (Anders Carlson kick)
	00:50	MSU	Garrett Shrader 7 yd run (Jace Christmann kick)

Team Stats

	MSU	AU
FIRST DOWNS	21	25
Rushing	8	9
Passing	10	13
Penalty	3	3
NET YARDS RUSHING	118	217
Rushing Attempts	38	45
Average Per Rush	3.1	4.8
NET YARDS PASSING	216	361
Completions-Attempts-Int	13-26-0	18-24-0
Average Per Attempt	8.3	15.0
Average Per Completion	16.6	20.1
TOTAL OFFENSE YARDS	334	578
Total offense plays	64	69
Average Gain Per Play	5.2	8.4
Fumbles: Number-Lost	3-2	4-3
Penalties: Number-Yards	9-70	5-37
PUNTS-YARDS	6-250	1-43
KICKOFFS-YARDS	5-273	9-583
Punt returns: Number-Yards-TD	0-0-0	3-34-0
Kickoff returns: Number-Yds-TD	1-16-0	1-21-0
Interceptions: Number-Yds-TD	0-0-0	0-0-0
Fumble Returns: Number-Yds-TD	0-0-0	0-0-0
Possession Time	32:35	27:25
Third-Down Conversions	3 of 12	6 of 10
Fourth-Down Conversions	1 of 2	0 of 1
Red-Zone Scores-Chances	3-4	5-5
Sacks By: Number-Yards	2-11	2-25
PAT Kicks	2-3	8-8
Field Goals	1-1	0-0
Points off turnovers	0	14

GAME 6

MSU Tennessee

10
20

Oct. 12, 2019
Neyland Stadium
Knoxville, Tenn.
85,462

Mississippi State

RUSHING	Att.	Gain	Lost	Net	TD	Long	Avg.
Garrett Shrader	13	83	21	62	0	14	4.8
Tommy Stevens	9	39	13	26	0	10	2.9
Kylin Hill	11	19	6	13	0	4	1.2
JaVonta Payton	1	11	0	11	0	11	11.0
Nick Gibson	2	5	0	5	0	4	2.5
Isaiah Zuber	1	4	0	4	0	4	4.0

PASSING	Com	Att	Int	Yds	TD	Long	Sacks
Tommy Stevens	6	11	2	67	0	19	3
Garrett Shrader	5	10	1	79	1	21	4

RECEIVING	No.	Yds.	TD	Long
Osirus Mitchell	5	58	0	21
Stephen Guidry	2	36	0	19
Dedrick Thomas	2	25	1	17
Lee Witherspoon	1	18	0	18
Farrod Green	1	9	0	9

PUNTING	No.	Yds.	Avg.	Long	I20	TB
Tucker Day	4	173	43.2	56	0	0

FIELD GOALS	Att.	Made	Long	KICKS
Jace Christmann	2	1	51	made 51; missed 36

ALL RETURNS	Punts			Kickoffs			Intercepted		
	No.	Yds.	Lg.	No.	Yds.	Lg.	No.	Yds.	Lg.
Cameron Dantzler	0	0	0	0	0	0	1	0	0
Brian Cole II	0	0	0	1	9	9	1	0	0

Tennessee

RUSHING	Att.	Gain	Lost	Net	TD	Long	Avg.
Ty Chandler	16	63	0	63	0	15	3.9
Tim Jordan	19	65	6	59	1	15	3.1
Brian Maurer	3	41	0	41	0	23	13.7
Jawan Jennings	1	22	0	22	0	22	22.0
Eric Gray	2	7	0	7	0	5	3.5
Dominick Wood-Anderson	1	5	0	5	0	5	5.0
TEAM	1	0	2	-2	0	0	-2.0
Jarrett Guarantano	1	0	5	-5	0	0	-5.0

PASSING	Com	Att	Int	Yds	TD	Long	Sacks
Brian Maurer	4	7	2	61	0	28	0
Jarrett Guarantano	6	7	0	106	1	41	1

RECEIVING	No.	Yds.	TD	Long
Tyler Byrd	3	56	1	39
Jawan Jennings	3	17	0	15
Ramel Keyton	1	41	0	41
Dominick Wood-Anderson	1	28	0	28
Josh Palmer	1	16	0	16
Tim Jordan	1	9	0	9

PUNTING	No.	Yds.	Avg.	Long	I20	TB
Joe Doyle	4	185	46.2	57	2	1

FIELD GOALS	Att.	Made	Long	KICKS
Brent Cimaglia	2	2	49	49 made; 22 made

ALL RETURNS	Punts			Kickoffs			Intercepted		
	No.	Yds.	Lg.	No.	Yds.	Lg.	No.	Yds.	Lg.
Trevon Flowers	0	0	0	0	0	0	1	14	14
Kenneth George	0	0	0	0	0	0	1	24	24
Marquez Callaway	1	13	13	0	0	0	0	0	0
Nigel Warrior	0	0	0	0	0	0	1	-3	0
Ty Chandler	0	0	0	1	14	14	0	0	0

Tennessee Tops MSU, 20-10, in Rare Knoxville Trip

Playing its first game in Neyland Stadium since 2008, MSU struggled offensively in a 20-10 loss to Tennessee on Saturday morning. The Bulldogs trailed 10-3 at the half. **Jace Christmann** provided MSU with its lone points of the first half, drilling a 51-yard field goal that bounced off the crossbar and through midway through the second quarter. The Bulldogs erased Tennessee drives in the red zone as **Cameron Dantzler** picked off Brian Maurer's pass in the end zone with 11:06 in the first quarter followed by **Brian Cole II's** pick in the en zone with 2:19 in the second quarter. **Tommy Stevens** got the start at quarterback from MSU but was spelled by true freshman **Garrett Shrader** to start the second half. Shrader completed the game and was effective, finishing 5-of-10 for 79 yards through the air. He connected with **Dedrick Thomas** on a 17-yard strike to complete an eight-play, 90-yard drive with 8:27 to play in the game. Shrader extended the drive with a gritty 12-yard run on fourth down. He finished with 62 rushing yards. The Vols put the game out of reach on a 39-yard touchdown pass down the sideline with 2:35 to go, which culminated a 90-yard drive. **Erroll Thompson** notched a game-high 13 tackles, including one for loss. Cole, **Lee Autry** and **Kobe Jones** each added a tackle for loss.

Mississippi State	0	3	0	7	- 10
Tennessee	7	3	3	7	- 20

1st	04:56	UT	Tim Jordan 15 yd run (Brent Cimaglia kick)
2nd	07:40	MSU	Jace Christmann 51 yd field goal
	00:00	UT	Brent Cimaglia 49 yd field goal
3rd	06:12	UT	Brent Cimaglia 22 yd field goal
4th	08:27	MSU	Dedrick Thomas 17 yd pass from Garrett Shrader (Jace Christmann kick)
	02:35	UT	Tyler Byrd 39 yd pass from Jarrett Guarantano (Brent Cimaglia kick)

Team Stats

	MSU	UT
FIRST DOWNS	20	14
Rushing	10	7
Passing	8	7
Penalty	2	0
NET YARDS RUSHING	121	190
Rushing Attempts	37	44
Average Per Rush	3.3	4.3
NET YARDS PASSING	146	167
Completions-Attempts-Int	11-21-3	10-14-2
Average Per Attempt	7.0	11.9
Average Per Completion	13.3	16.7
TOTAL OFFENSE YARDS	267	357
Total offense plays	58	58
Average Gain Per Play	4.6	6.2
Fumbles: Number-Lost	1-0	0-0
Penalties: Number-Yards	4-15	3-34
PUNTS-YARDS	4-173	4-185
KICKOFFS-YARDS	3-176	4-260
Punt returns: Number-Yards-TD	0-0-0	1-13-0
Kickoff returns: Number-Yds-TD	1-9-0	1-14-0
Interceptions: Number-Yds-TD	2-0-0	3-35-0
Fumble Returns: Number-Yds-TD	0-0-0	0-0-0
Possession Time	26:58	33:02
Third-Down Conversions	5 of 12	7 of 15
Fourth-Down Conversions	1 of 1	0 of 0
Red-Zone Scores-Chances	1-2	2-4
Sacks By: Number-Yards	1-5	7-33
PAT Kicks	1-1	2-2
Field Goals	1-2	2-2
Points off turnovers	0	3

GAME 7

#2/3 LSU
MSU

36
13

Oct. 19, 2019
Davis Wade Stadium
Starkville, Miss.
59,282

LSU

RUSHING	Att.	Gain	Lost	Net	TD	Long	Avg.
C. Ed.-Helaire	11	55	2	53	0	17	4.8
Ty Davis-Price	6	49	0	49	0	19	8.2
John Emery Jr.	2	0	1	-1	0	0	-0.5
Team	2	0	4	-4	0	0	-2.0
Joe Burrow	4	11	22	-11	0	11	-2.8

PASSING	Com	Att	Int	Yds	TD	Long	Sacks
Joe Burrow	25	32	0	327	4	60	3
Myles Brennan	0	3	0	0	0	0	0

RECEIVING	No.	Yds.	TD	Long
Justin Jefferson	8	89	1	19
Ja'Marr Chase	5	48	1	18
Racey McMath	3	76	1	60
Thaddeus Moss	3	48	0	24
C. Ed.-Helaire	2	15	0	8
Steph. Sullivan	2	9	0	6
Derrick Dillon	1	37	1	37
Ty Davis-Price	1	5	0	5

PUNTING	No.	Yds.	Avg.	Long	I20	TB
Z.Von Rosenberg	5	233	46.6	57	2	1

FIELD GOALS	Att.	Made	Long	KICKS
Cade York	3	3	25	made 20; made 23; made 25

ALL RETURNS	Punts			Kickoffs			Intercepted		
	No.	Yds.	Lg.	No.	Yds.	Lg.	No.	Yds.	Lg.
C. Ed.-Helaire	0	0	0	2	24	22	0	0	0
JaCoby Stevens	0	0	0	0	0	0	1	9	9
Derek Stingley	1	2	2	0	0	0	0	0	0
Kristian Fulton	0	0	0	0	0	0	1	0	0

Mississippi State

RUSHING	Att.	Gain	Lost	Net	TD	Long	Avg.
Garrett Shrader	19	72	6	66	1	12	3.5
Kylin Hill	15	41	7	34	0	11	2.3
Dedrick Thomas	1	5	0	5	0	5	5.0
Nick Gibson	2	1	4	-3	0	1	-1.5

PASSING	Com	Att	Int	Yds	TD	Long	Sacks
Garrett Shrader	17	28	2	238	1	29	2

RECEIVING	No.	Yds.	TD	Long
Stephen Guidry	6	98	1	24
Isaiah Zuber	3	53	0	29
Dedrick Thomas	3	31	0	17
L. Witherspoon	2	16	0	12
Nick Gibson	1	24	0	24
Farrod Green	1	11	0	11
Kylin Hill	1	5	0	5

PUNTING	No.	Yds.	Avg.	Long	I20	TB
Tucker Day	5	214	42.8	70	1	1

FIELD GOALS	Att.	Made	Long	KICKS
--	--	--	--	--

ALL RETURNS	Punts			Kickoffs			Intercepted		
	No.	Yds.	Lg.	No.	Yds.	Lg.	No.	Yds.	Lg.
Isaiah Zuber	0	0	0	1	28	28	0	0	0
Malik Dear	2	3	7	0	0	0	0	0	0

MSU Falls To #2 LSU in Home CBS Contest, 36-13

With CBS making its first appearance in Davis Wade Stadium since 2015, No. 2 LSU jumped out to a 22-7 halftime lead and took advantage of three Mississippi State turnovers as the Bulldogs fell 36-13. MSU's defense did hold the Tigers' high-powered No. 1 offense to season lows in points (36) and total yards (413). State was within striking distance in the first half following **Garrett Shrader's** 12-yard TD run with 5:24 to go in the second quarter. Shrader, a true freshman making his second career start, accounted for 304 yards of total offense and two touchdowns on the day, throwing for a season-best 238 yards. He was State's leading rusher with 66 yards. MSU's defense limited LSU scoring drives to three field goals in the first two quarters, but the Tigers finished with two touchdowns in the final 5:05 of the first half. **Stephen Guidry** had his best game of the season, making six catches for 98 yards and one touchdown. Shrader found him on a 24-yard touchdown pass in the fourth quarter that capped a seven-play, 90-yard drive. **Martin Emerson**, another true freshman, got his first career start in place of an injured **Maurice Smitherman**. Seven Bulldogs accounted for at least 0.5 tackles for loss. **Jaquarius Landrews** turned in a team-high eight tackles. **Chauncey Rivers** collected a career-high 1.5 sacks, and C.J. Morgan registered a career-high four pass breakups.

LSU	3	19	14	0	- 36
Mississippi State	0	7	0	6	- 13

1st	07:52	LSU	Cade York 20 yd field goal
2nd	12:27	LSU	Cade York 23 yd field goal
	08:33	LSU	Cade York 25 yd field goal
	05:24	MSU	Garrett Shrader 12 yd run (Jace Christmann kick)
	05:07	LSU	Racey McMath 60 yd pass from Joe Burrow (Cade York kick failed)
	00:50	LSU	Ja'Marr Chase 8 yd pass from Joe Burrow (Cade York kick)
3rd	10:36	LSU	Derrick Dillon 37 yd pass from Joe Burrow (Cade York kick)
	05:36	LSU	Justin Jefferson 18 yd pass from Joe Burrow (Cade York kick)
4th	00:59	MSU	Stephen Guidry 24 yd pass from Garrett Shrader (Garrett Shrader pass failed)

Team Stats

	LSU	MSU
FIRST DOWNS	21	21
Rushing	8	5
Passing	10	12
Penalty	3	4
NET YARDS RUSHING	86	102
Rushing Attempts	25	37
Average Per Rush	3.4	2.8
NET YARDS PASSING	327	238
Completions-Attempts-Int	25-35-0	17-28-2
Average Per Attempt	9.3	8.5
Average Per Completion	13.1	14.0
TOTAL OFFENSE YARDS	413	340
Total offense plays	60	65
Average Gain Per Play	6.9	5.2
Fumbles: Number-Lost	1-0	1-1
Penalties: Number-Yards	7-88	13-109
PUNTS-YARDS	5-233	5-214
KICKOFFS-YARDS	8-518	3-179
Punt returns: Number-Yards-TD	1-2-0	2-3-0
Kickoff returns: Number-Yds-TD	2-24-0	1-28-0
Interceptions: Number-Yds-TD	2-9-0	0-0-0
Fumble Returns: Number-Yds-TD	1-1-0	0-0-0
Possession Time	25:39	34:21
Third-Down Conversions	3 of 11	3 of 12
Fourth-Down Conversions	0 of 0	0 of 2
Red-Zone Scores-Chances	5-5	1-1
Sacks By: Number-Yards	2-6	3-22
PAT Kicks	3-4	1-1
Field Goals	3-3	0-0
Points off turnovers	10	0



FLETCHER ADAMS

Defensive End
Senior • 6-2 • 265
Brandon, Miss. (Brandon)
Major: Interdisciplinary Studies

43


- Veteran defensive end who is in his fifth year with the program
- Saw his first career action in 2016 after redshirting in 2015
- Played in 44 career games with eight starts
- Recorded 73 career tackles, including 8.0 TFLs
- Against **Kentucky (9/21)**, recorded a sack for the second time in his career and the first since Kansas State last season and also forced a fumble for the second time as a Bulldog
- Collected a TFL at **#7 Auburn (9/28)**, marking his second straight game with a TFL
- Highest output in SEC game came vs. **#2 LSU (10/19)** as he tallied three tackles and one quarterback hurry ... Led all MSU defensive linemen in tackles vs. the Tigers

ADAMS' CAREER DEFENSIVE STATS

YEAR	G/S	UA	A	TT	TFL-YDS	SACKS-YDS	INT	PBU	FF	FR
2016	11/0	4	12	16	0.5-2	0-0	0	0	0	0
2017	13/6	9	17	26	3.5-15	0.5-2	0	1	1	0
2018	13/2	7	13	20	2-10	1-8	0	0	0	0
2019	7/0	6	5	11	2-8	1-4	0	0	1	0
TOTAL	44/8	26	47	73	8.0-35	2.5-14	0	1	2	0

ADAMS' 2019 GAME-BY-GAME DEFENSIVE STATS

OPPONENT	G/S	UA	A	TT	TFL-YDS	SACKS-YDS	INT	PBU	FF	FR
at Louisiana	1/0	0	0	0	0.0-0	0-0	0	0	0	0
Southern Miss	1/0	2	2	4	0.0-0	0-0	0	0	0	0
Kansas State	1/0	0	0	0	0.0-0	0-0	0	0	0	0
Kentucky	1/0	1	1	2	1.0-4	1-4	0	0	1	0
at Auburn	1/0	1	0	1	1.0-4	0-0	0	0	0	0
at Tennessee	1/0	1	0	1	0.0-0	0-0	0	0	0	0
LSU	1/0	1	2	3	0.0-0	0-0	0	0	0	0
at Texas A&M										
at Arkansas										
Alabama										
Abilene Christian										
Ole Miss										
TOTAL	7/0	6	5	11	2.0-8	1-4	0	0	1	0



LOGAN BURNETT

Quarterback
Junior • 6-2 • 200
Pelham, Ala. (Bessemer Academy)
Major: Management

17

- A walk-on quarterback who provides depth at signal caller and the scout team
- Has seen playing time in five career contests and one this season
- Completed one career pass for 25 yards and has rushed once for three career rushing yards
- Made 2019 season debut in the second half **vs. Southern Miss (9/7)**, replacing true freshman Garrett Shrader for a snap after Shrader's helmet came off during the drive

BURNETT'S CAREER PASSING/RUSHING STATS

YEAR	G/S	CMP	ATT	INT	PCT	YDS	TD	LG	RUSH	YDS	TD	LG
2017	2/0	0	0	0	.000	0	0	0	0	0	0	0
2018	2/0	1	1	0	1.000	25	0	25	1	3	0	3
2019	1/0	0	0	0	.000	0	0	0	0	0	0	0
TOTAL	5/0	1	1	0	1.000	25	0	25	1	3	0	3

BURNETT'S 2019 GAME-BY-GAME PASSING/RUSHING STATS

OPPONENT	G/S	CMP	ATT	INT	PCT	YDS	TD	LG	RUSH	YDS	TD	LG
at Louisiana					---DNP---							
Southern Miss	1/0	0	0	0	.000	0	0	0	0	0	0	0
Kansas State					---DNP---							
Kentucky					---DNP---							
at Auburn					---DNP---							
at Tennessee					---DNP---							
LSU					---DNP---							
at Texas A&M												
at Arkansas												
Alabama												
Abilene Christian												
Ole Miss												
TOTAL	1/0	0	0	0	.000	0	0	0	0	0	0	0



JACE CHRISTMANN

Kicker

Junior • 6-0 • 200

Houston, Texas (Memorial)

Major: Petroleum Engineering

47


- Walk-on kicker who has solidified himself as one of the best at his position in the SEC
- Earned 2017 Freshman All-America and All-SEC honors with his accuracy
- For his career, is 28-of-36 on field goals and 99-of-100 on PATs
- Career-long field goal made is 51 yards
- His career field goal percentage of .778 is second in MSU career history
- Seventh in program history with 28 career field goals made
- Ranks second in program history in career PATs made with 99 and is seeking to become just the second kicker in MSU history to convert over 100 PATs (Westin Graves, 104)
- Tied then career high with a 47-yard FG early in the fourth quarter **vs. Kansas State (9/14)**
- He also hit a pair of 47-yarders during the Auburn and Louisiana Tech games last season
- His streak of consecutive made PATs came to a close **at #7 Auburn (9/28)** with 95 consecutive PATs made, an MSU career record
- Converted a career-long 51-yard FG attempt in the second quarter **at Tennessee (10/12)**, the first 50+ yard FG made by an MSU player since 2002

CHRISTMANN'S CAREER KICKING STATS

YEAR	G	ALL	1-19	20-29	30-39	40-49	50+	LG	BLK	PAT
2017	13	12-14	0-0	6-6	3-3	3-5	0	45	0	42-42
2018	13	12-16	2-2	2-2	4-5	4-7	0	47	0	41-41
2019	5	4-6	0-0	1-1	1-2	1-2	1	51	0	16-17
TOTAL	30	28-36	2-2	9-9	8-10	8-14	1	51	0	99-100

CHRISTMANN'S 2019 GAME-BY-GAME KICKING STATS

OPPONENT	MADE	MISSED	PAT
at Louisiana	---	DNP---	
Southern Miss	30	43	5-5
Kansas State	47	---	3-3
Kentucky	---	---	4-4
at Auburn	27	---	2-3
at Tennessee	51	36	1-1
LSU	---	---	1-1
at Texas A&M			
at Arkansas			
Alabama			
Abilene Christian			
Ole Miss			
TOTAL	4-6	2	16-17



BRIAN COLE II

Safety

Senior • 6-2 • 210

Saginaw, Mich. (East Mississippi CC)

Major: Communications



32

- Senior Bowl Watch List
- Athletic starting safety in his third season with the program
- Also sees action as a returner on special teams
- Voted a 2019 team captain by his teammates
- An SEC graduate, who earned his degree in interdisciplinary studies in May
- Saw his first career action in 2018 after redshirting in 2017
- Missed the majority of the 2018 season due to upper-body injury
- Played in 12 career contests with 11 starts
- Recorded 48 career tackles, including 10 TFLs and 3.0 sacks
- Leads all SEC DBs with seven tackles for loss and ranks tied for eighth overall in league in TFLs
- Nationally, tied for third among DBs in tackles for loss
- Recovered a fumble at MSU's 48-yard line **vs. Louisiana (8/31)** for the first FR of his career
- Recorded a sack for a 7-yard loss in the second quarter **vs. Southern Miss (9/7)**
- It was his second career sack and first since Sept. 8, 2018 at Kansas State
- Led MSU's defense in the first half against Southern Miss with six tackles, closing the game tied for the team lead with seven total
- Finished the game against USM with career highs in tackles (7), TFLs (2.5) and sacks (1)
- Recorded a TFL for the third straight game with 2.0, including one sack for the second straight week, **vs. Kansas State (9/14)**
- Also forced the first fumble of his career with his strip sack against Kansas State
- Recorded the second interception of his career, picking off a pass in the end zone during the second quarter **at Tennessee (10/12)**
- It was his first interception since last season at Kentucky on Sept. 22, 2018
- Totaled five tackles at Tennessee, including a tackle for loss to push his season total to 6.5
- Tied a career high with seven tackles **vs. #2 LSU (10/19)**, including 0.5 for loss and five solo

COLE'S CAREER DEFENSIVE STATS

YEAR	G/S	UA	A	TT	TFL-YDS	SACKS-YDS	INT	PBU	FF	FR
2018	5/4	5	6	11	3-7	1.0-1	1	0	0	0
2019	7/7	26	11	37	7.0-27	2.0-17	1	1	1	1
TOTAL	12/11	31	17	48	10.0-34	3-18	2	1	1	1

COLE'S 2019 GAME-BY-GAME DEFENSIVE STATS

OPPONENT	G/S	UA	A	TT	TFL-YDS	SACKS-YDS	INT	PBU	FF	FR
at Louisiana	1/1	3	0	3	1.0-3	0-0	0	0	0	1
Southern Miss	1/1	5	2	7	2.5-10	1-7	0	0	0	0
Kansas State	1/1	4	2	6	2.0-12	1-10	0	0	1	0
Kentucky	1/1	2	3	5	0.0-0	0-0	0	1	0	0
at Auburn	1/1	4	0	4	0.0-0	0-0	0	0	0	0
at Tennessee	1/1	3	2	5	1.0-2	0-0	1	0	0	0
LSU	1/1	5	2	7	0.5-0	0-0	0	0	0	0
at Texas A&M										
at Arkansas										
Alabama										
Abilene Christian										
Ole Miss										
TOTAL	7/7	26	11	37	7.0-27	2-17	1	1	1	1



JADEN CRUMEDY

Defensive Tackle
Redshirt Freshman • 6-5 • 300
Hattiesburg, Miss. (Oak Grove)
Major: Undeclared

84


- Talented defensive tackle who is in his second year with the program
- Saw action in two contests as a true freshman before redshirting
- Played in nine career games with four starts
- Recorded 11 career tackles, including 1.0 for loss
- Made his first start at defensive tackle **vs. Louisiana (8/31)** and collected three solo stops
- Matched his career high with three tackles **at #7 Auburn (9/28)**, including the first tackle for loss of his career

CRUMEDY'S CAREER DEFENSIVE STATS

YEAR	G/S	UA	A	TT	TFL-YDS	SACKS-YDS	INT	PBU	FF	FR
2018	2/0	0	0	0	0-0	0-0	0	0	0	0
2019	7/4	6	5	11	1.0-1	0-0	0	0	0	0
TOTAL	9/4	6	5	11	1.0-1	0-0	0	0	0	0

CRUMEDY'S 2019 GAME-BY-GAME DEFENSIVE STATS

OPPONENT	G/S	UA	A	TT	TFL-YDS	SACKS-YDS	INT	PBU	FF	FR
at Louisiana	1/1	3	0	3	0.0-0	0-0	0	0	0	0
Southern Miss	1/0	0	1	1	0.0-0	0-0	0	0	0	0
Kansas State	1/1	0	2	2	0.0-0	0-0	0	0	0	0
Kentucky	1/0	0	0	0	0.0-0	0-0	0	0	0	0
at Auburn	1/1	3	0	3	1.0-1	0-0	0	0	0	0
at Tennessee	1/0	0	1	1	0.0-0	0-0	0	0	0	0
LSU	1/1	0	1	1	0.0-0	0-0	0	0	0	0
at Texas A&M										
at Arkansas										
Alabama										
Abilene Christian										
Ole Miss										
TOTAL	7/4	6	5	11	1.0-1	0-0	0	0	0	0



CAMERON DANTZLER

Cornerback
Junior • 6-2 • 185
Hammond, La. (St. Thomas Aquinas)
Major: Human Development/Family Sciences

3

- Bednarik Award Watch List
- Jim Thorpe Award Watch List
- Nagurski Trophy Watch List
- Preseason Second Team All-American (Lindy's Sports)
- Preseason Fourth Team All-American (Phil Steele, Athlon Sports)
- Preseason Second Team All-SEC (Media, Coaches, PFF, Athlon Sports, Phil Steele)
- Lockdown corner who is in his second season as a starter
- Saw his first career action in 2017 after redshirting in 2016
- Played in 32 career games with 19 starts
- Recorded 91 career tackles, including 4.5 TFLs
- Produced five career interceptions and 23 passes defended
- Leads MSU in passes defended this season with eight (2 INT; 6 PBU)
- According to PFF, has allowed a passer rating of 36.4 (only 1 TD allowed), which ranks No. 2 in the SEC since the start of the 2017 season behind only Georgia's Deandre Baker
- According to PFF, owns the No. 1 overall grade (88.6) among SEC CBs in 2019
- Recorded an interception on **Louisiana's (8/31)** first offensive play of the game
- Matched career high with seven tackles against the Ragin' Cajuns and added the first fumble recovery of his career
- Did not see action **vs. Kansas State (9/14)** due to a lower-body injury
- Matched career high with three PBUs **vs. Kentucky (9/21)** and added five total tackles
- Collected his second interception of the season, picking off a pass in the corner of the end zone on **Tennessee's (10/12)** first possession of the game to eliminate a drive
- Tied a career high with seven tackles, including his first sack of the season early in the third quarter against **#2 LSU (10/19)**
- Also forced his first career fumble on that sack, when he took down Joe Burrow

DANTZLER'S CAREER DEFENSIVE STATS

YEAR	G/S	UA	A	TT	TFL-YDS	SACKS-YDS	INT	PBU	FF	FR
2017	13/0	15	10	25	2-9	0-0	1	3	0	0
2018	13/13	32	11	43	2-12	1-9	2	9	0	0
2019	6/6	17	6	23	0.5-4	0.5-4	2	6	1	1
TOTAL	32/19	64	27	91	4.5-25	1.5-13	5	18	1	1

DANTZLER'S 2019 GAME-BY-GAME DEFENSIVE STATS

OPPONENT	G/S	UA	A	TT	TFL-YDS	SACKS-YDS	INT	PBU	FF	FR
at Louisiana	1/1	7	0	7	0.0-0	0-0	1	0	0	1
Southern Miss	1/1	1	0	1	0.0-0	0-0	0	1	0	0
Kansas State					---DNP---					
Kentucky	1/1	4	1	5	0.0-0	0-0	0	3	0	0
at Auburn	1/1	1	0	1	0.0-0	0-0	0	0	0	0
at Tennessee	1/1	1	1	2	0.0-0	0-0	1	0	0	0
LSU	1/1	3	4	7	0.5-4	0.5-4	0	2	1	0
at Texas A&M										
at Arkansas										
Alabama										
Abilene Christian										
Ole Miss										
TOTAL	6/6	17	6	23	0.5-4	0.5-4	2	6	1	1



TUCKER DAY

Punter
Sophomore • 6-0 • 210
Brentwood, Tenn. (Brentwood)
Major: Marketing

37

- Versatile specialist that serves as the primary punter and is also in the mix for kickoff duties
- Recorded 75 career punts for 3,074 yards and a 41.0 average, which is the eighth-best mark in school history
- Longest punt of his career is 70 yards, which he has achieved twice
- Averaging 43.7 yards per punt in 2019, which is seventh in the SEC
- Six of his punts this season have gone for 50+ yards and seven have been inside the 20
- Averages 64.0 yards per kickoff with three of his five KOs going for touchbacks
- Downed both of his fourth-quarter punts **vs. Louisiana (8/31)** at the 1-yard-line
- First two punts **vs. Southern Miss (9/7)** were both downed inside the 10-yard line
- Boomed a 55-yard punt during the fourth quarter **vs. Kansas State (9/14)**
- Punted three times for 147 yards, including a 50-yarder, to average 49.0 yards per punt **vs. Kentucky (9/21)**
- Averaged 42.6 yards on five punts against **#2 LSU (10/19)**, including a booming 70-yarder in the third quarter that tied his career high

DAY'S CAREER PUNTING STATS

YEAR	G	NO	YDS	LG	AVG	I20	50+
2017	2	0	0	0	0.0	0	0
2018	13	47	1851	70	39.4	13	4
2019	7	28	1223	70	43.7	7	6
TOTAL	22	75	3074	70	40.9	20	10

DAY'S 2019 GAME-BY-GAME PUNTING STATS

OPPONENT	NO	YDS	LG	AVG	I20
Louisiana	2	80	42	40.0	2
Southern Miss	4	199	59	49.8	3
Kansas State	6	242	55	40.3	0
Kentucky	3	147	50	49.0	0
at Auburn	4	168	45	42.0	1
at Tennessee	4	173	56	43.2	0
LSU	5	214	70	42.8	1
at Texas A&M					
at Arkansas					
Alabama					
Abilene Christian					
Ole Miss					
TOTAL	28	1223	70	43.7	7



MALIK DEAR

Wide Receiver
Senior • 5-9 • 220
Jackson, Miss. (Murrah)
Major: Workforce Education Leadership



9

- Veteran wide receiver in his fourth season with the program
- Also sees action as a returner on special teams and as a backup running back
- An SEC graduate, who earned his degree in kinesiology last December
- Saw his first career action in 2015 and redshirted the 2017 season due to an ACL injury
- Played in 41 games with nine starts and accounted for six touchdowns
- Returned a punt 40 yards to **Louisiana's (8/31)** 12-yard line at the 13:14 mark in the fourth quarter to set up an MSU score the following play
- The 40-yard punt return was the longest return of his career
- Caught his first passes of the season **vs. Kentucky (9/21)** for 28 total yards and also lined up at running back for one rushing attempt against the Wildcats

DEAR'S CAREER RECEIVING STATS

YEAR	G/S	REC	YDS	AVG	TD	LP/OPPONENT
2015	11/0	22	217	9.9	2	27/LA TECH
2016	12/9	23	264	11.5	2	33/SAMFORD
2018	11/0	1	12	12.0	0	12/LOUISIANA
2019	7/0	2	28	12.0	0	20/KENTUCKY
TOTAL	41/9	48	521	10.9	4	33/SAMFORD

DEAR'S CAREER PUNT RETURN STATS

YEAR	G/S	PR	YDS	AVG	LG	TD
2015	11/0	1	7	7.0	7	0
2016	12/9	0	0	0.0	0	0
2018	11/0	3	9	3.0	9	0
2019	7/0	6	52	8.7	40	0
TOTAL	41/9	10	68	6.8	40	0

DEAR'S 2019 GAME-BY-GAME RECEIVING STATS

OPPONENT	G/S	REC	YDS	AVG	TD	LG
Louisiana	1/0	0	0	0.0	0	0
Southern Miss	1/0	0	0	0.0	0	0
Kansas State	1/0	0	0	0.0	0	0
Kentucky	1/0	2	28	14.0	0	20
at Auburn	1/0	0	0	0.0	0	0
at Tennessee	1/0	0	0	0.0	0	0
LSU	1/0	0	0	0.0	0	0
at Texas A&M						
at Arkansas						
Alabama						
Abilene Christian						
Ole Miss						
TOTAL	7/0	2	28	14.0	0	20



MARTIN EMERSON JR.

Cornerback
Freshman • 6-2 • 195
Pensacola, Fla. (Pine Forest)
Major: Undeclared

1

- A physical playmaker with quality size and speed
- Appeared in seven games with one start as a true freshman for the Bulldogs
- Made collegiate debut **vs. Louisiana (8/31)** and collected one tackle
- Notched his first career INT in the fourth quarter **vs. Southern Miss (9/7)**, returning the pick 45 yards to set up an MSU touchdown
- First Bulldog true freshman to record an interception since 2012 Jim Thorpe Award winner Johnthan Banks did so in 2009
- Turned in solid performance **at #7 Auburn (9/8)**, totaling a career-high six tackles and his first tackle for loss as a Bulldog
- Made his first career start in place of an injured Maurice Smitherman **vs. #2 LSU (10/19)** and notched five tackles

EMERSON'S CAREER DEFENSIVE STATS

YEAR	G/S	UA	A	TT	TFL-YDS	SACKS-YDS	INT	PBU	FF	FR
2019	7/1	8	9	17	1.0-1	0-0	1-45	1	0	0
TOTAL	7/1	8	9	17	1.0-1	0-0	1-45	1	0	0

EMERSON'S 2019 GAME-BY-GAME DEFENSIVE STATS

OPPONENT	G/S	UA	A	TT	TFL-YDS	SACKS-YDS	INT	PBU	FF	FR
at Louisiana	1/0	1	0	1	0.0-0	0-0	0	0	0	0
Southern Miss	1/0	0	0	0	0.0-0	0-0	1	1	0	0
Kansas State	1/0	1	1	2	0.0-0	0-0	0	0	0	0
Kentucky	1/0	1	1	2	0.0-0	0-0	0	0	0	0
at Auburn	1/0	4	2	6	1.0-1	0-0	0	0	0	0
at Tennessee	1/0	0	1	1	0.0-0	0-0	0	0	0	0
LSU	1/1	1	4	5	0.0-0	0-0	0	0	0	0
at Texas A&M										
at Arkansas										
Alabama										
Abilene Christian										
Ole Miss										
TOTAL	7/1	8	9	17	1.0-1	0-0	1	1	0	0



CAMERON GARDNER

Wide Receiver
Redshirt Freshman • 6-4 • 220
Starkville, Miss. (Starkville)
Major: Undeclared

18

- Sure-handed receiver in his second season with the program
- Saw action in three contests as a true freshman
- Played in 10 career games with one start
- Made the first start of his collegiate career **vs. Louisiana (8/31)**
- Recorded a 7-yard reception, the first of his career, **vs. Southern Miss (9/7)**

GARDNER'S CAREER RECEIVING STATS

YEAR	G/S	REC	YDS	AVG	TD	LP/OPPONENT
2018	3/0	0	0	0.0	0	N/A
2019	7/1	1	7	7.0	0	7/USM
TOTAL	10/1	1	7	7.0	0	7/USM

GARDNER'S 2019 GAME-BY-GAME RECEIVING STATS

OPPONENT	G/S	REC	YDS	AVG	TD	LG
at Louisiana	1/1	0	0	0.0	0	0
Southern Miss	1/0	1	7	7.0	0	7
Kansas State	1/0	0	0	0.0	0	0
Kentucky	1/0	0	0	0.0	0	0
at Auburn	1/0	0	0	0.0	0	0
at Tennessee	1/0	0	0	0.0	0	0
LSU	1/0	0	0	0.0	0	0
at Texas A&M						
at Arkansas						
Alabama						
Abilene Christian						
Ole Miss						
Louisiana						
TOTAL	6/1	1	7	7.0	0	7



NICK GIBSON

Running Back
Senior • 5-11 • 215
Birmingham, Ala. (Pinson Valley)
Major: Kinesiology

21


- Senior running back who serves as the primary backup to Kylin Hill
- Saw his first career action in 2016 after redshirting in 2015
- Appeared in 30 contests with one career start
- For his career, recorded 560 rushing yards with four touchdowns, averaging 18.7 ypg
- Scored third career rushing TD on an 8-yard run in the second quarter **vs. Louisiana (8/31)**
- It was his first score on the ground since Nov. 17, 2018 vs. Arkansas
- Added his second rushing touchdown of the season and his fourth of his career going untouched on a 13-yard rush during the second quarter **vs. Southern Miss (9/7)**
- Did not see action **vs. Kansas State (9/14)** and **vs. Kentucky (9/21)** due to a lower-body injury
- Hauled in a career-long 24 yard catch in the second quarter **vs. #2 LSU (10/19)**

GIBSON'S CAREER RUSHING/RECEIVING STATS

YEAR	G/S	RUSH	YDS	AVG	TD	LG	REC	YDS	AVG	TD	LG
2016	3/0	9	57	6.3	0	14	0	0	0.0	0	0
2017	13/1	45	239	5.3	1	39	3	25	8.3	0	12
2018	9/0	27	205	7.6	1	62	5	36	7.2	0	12
2019	5/0	12	59	4.9	2	19	1	24	24.0	0	24
Total	30/1	93	560	6.0	4	62	9	85	9.4	0	24

GIBSON'S 2019 GAME-BY-GAME RUSHING/RECEIVING STATS

OPPONENT	G/S	RUSH	YDS	AVG	TD	LG	REC	YDS	AVG	TD	LG
at Louisiana	1/0	2	27	13.5	1	19	0	0	0.0	0	0
Southern Miss	1/0	5	31	6.2	1	13	0	0	0.0	0	0
Kansas State						---	DNP---				
Kentucky						---	DNP---				
at Auburn	1/0	1	-1	-1.0	0	0	0	0	0.0	0	0
at Tennessee	1/0	2	5	2.5	0	4	0	0	0.0	0	0
LSU	1/0	2	-3	-1.5	0	1	1	24	24.0	0	24
at Texas A&M											
at Arkansas											
Alabama											
Abilene Christian											
Ole Miss											
TOTAL	5/0	12	59	4.9	2	19	1	24	24.0	0	24



FARROD GREEN

Tight End
Senior • 6-4 • 240
Wesson, Miss. (Wesson Attendance Center)
Major: Human Development/Family Sciences

82

- John Mackey Award Watch List
- Hard-nosed and experienced tight end who is in his fifth season
- Saw his first career action in 2016 after redshirting in 2015
- Punishing blocker and because of his physical ability, has also seen action on special teams
- Played in 45 career games with 28 starts
- Collected 41 career receptions for 501 yards and one touchdown
- Recorded three receptions for 36 yards **vs. Kentucky (9/21)** for his first multi-reception game of his senior season
- Hauled in a 47-yard completion from Garrett Shrader late in the second quarter **at #7 Auburn (9/28)**, the Bulldogs' longest passing play from scrimmage this season
- Equaled a career high in catches (3) and set a career high in receiving yards (69) at Auburn
- Eclipsed the 500-yard receiving mark for his career with an 11-yard catch **vs. #2 LSU (10/19)** in the second quarter

GREEN'S CAREER RECEIVING STATS

YEAR	G/S	REC	YDS	AVG	TD	LP/OPPONENT
2016	12/8	11	121	11.0	1	18/ALABAMA
2017	13/13	9	174	19.3	0	62/CSU
2018	13/0	11	81	7.4	0	13/AUBURN
2019	7/7	10	125	12.5	0	47/AUBURN
TOTAL	45/28	41	501	12.2	1	62/CSU

GREEN'S 2019 GAME-BY-GAME RECEIVING STATS

OPPONENT	G/S	REC	YDS	AVG	TD	LG
at Louisiana	1/1	1	3	3.0	0	3
Southern Miss	1/1	0	0	0.0	0	0
Kansas State	1/1	1	13	13.0	0	13
Kentucky	1/1	3	20	6.7	0	13
at Auburn	1/1	3	69	23.0	0	47
at Tennessee	1/1	1	9	9.0	0	9
LSU	1/1	1	11	11.0	0	11
at Texas A&M						
at Arkansas						
Alabama						
Abilene Christian						
Ole Miss						
TOTAL	7/7	10	125	12.5	0	47



STEPHEN GUIDRY

Wide Receiver
Senior • 6-4 • 200
New Roads, La. (Hinds [MS] CC)
Major: Interdisciplinary studies

1

- Senior Bowl Watch List
- A big-play threat who can stretch the field
- The team leader in receiving yards (440) during his first year with the program in 2018
- Played in 19 career games with nine starts
- Totaled 651 career receiving yards and six touchdowns
- 14 of his 16 receptions this season have gone for a first down or touchdown
- Hauled in an 11-yard TD reception in the second quarter **vs. Southern Miss (9/7)**, becoming the third different MSU receiver with a receiving TD this season
- Did not see action **vs. Kentucky (9/21)** due to injury
- Hauled in his second touchdown of the season with a 9-yard catch from Garrett Shrader in the first quarter **at #7 Auburn (2/28)**
- Caught two passes for 36 total yards and tied his season long with a 19-yard reception **at Tennessee (10/12)**
- Breakout game **vs. #2 LSU (10/19)**, catching a career-high six passes for a team-leading 98 yards and one touchdown ... The 98 receiving yards were a single-game high for an MSU player this season ... TD was on a 24-yard strike that accounted for the Bulldogs' final score

GUIDRY'S CAREER RECEIVING STATS

YEAR	G/S	REC	YDS	AVG	TD	LP/OPPONENT
2018	13/5	19	440	23.2	3	84/TEXAS A&M
2019	6/4	16	211	13.2	3	24/LSU
TOTAL	19/9	35	651	18.6	6	84/TEXAS A&M

GUIDRY'S 2019 GAME-BY-GAME RECEIVING STATS

OPPONENT	G/S	REC	YDS	AVG	TD	LG
Louisiana	1/0	4	36	9.0	0	19
Southern Miss	1/1	3	32	10.7	1	11
Kansas State	1/1	0	0	0.0	0	0
Kentucky	---DNP---					
at Auburn	1/1	1	9	9.0	1	9
at Tennessee	1/0	2	36	18.0	0	19
LSU	1/1	6	98	16.3	1	24
at Texas A&M						
at Arkansas						
Alabama						
Abilene Christian						
Ole Miss						
TOTAL	6/4	16	211	13.2	3	24



KYLIN HILL

Running Back
Junior • 5-11 • 215
Columbus, Miss. (Columbus)
Major: Psychology

8

- Maxwell Award and Doak Walker Award Watch Lists
- Preseason Third Team All-SEC (Coaches, Athlon Sports, Phil Steele)
- Shifty, powerful running back who is in his second season as a starter
- Appeared in 31 contests with 18 career starts
- Has not fumbled in 329 career carries
- Collected seven career 100-yard rushing contests and needs just two more to enter MSU's career top 10 in 100-yard rushing games
- Only player in the nation to go over 100-yards rushing in each of the first four games this season and the first MSU player to accomplish this feat since at least 1990
- Ranks third in the SEC in yards after contact - 384 this season
- Totaled 22 rushes of 10+ yards this season to rank tied for 10th nationally in explosive runs
- Game-high 197 yards rushing on 27 carries and had a rushing TD **vs. Louisiana (8/31)**
- With 123 rushing yards **vs. Southern Miss (9/7)**, joined RB Vick Ballard as the only MSU players with 100+ rushing yards in each of the first two games of a season since 1999
- His 100-yard rushing game snapped Southern Miss' streak of 15 consecutive games without allowing a 100-yard rusher
- Racked up five 15+ yards plays from scrimmage against the Golden Eagles (1 receiving, 4 rushing), highlighted by a pair of 22-yard runs
- Totaled 111 yards on 24 carries **vs. Kansas State (9/14)**
- Logged his fourth run of 20+ yards this season with a 22-yard carry in the second quarter against the Wildcats
- Rushed for 120 yards on 26 carries with a career-best three touchdowns **vs. Kentucky (9/21)**, which including a leaping score from the 4-yard line as he extended the ball inside the pylon for a touchdown
- First MSU running back with three or more rushing touchdowns in a game since Vick Ballard had three in 2011 against Memphis and the first to do so in an SEC game since 2010

HILL'S CAREER RUSHING/RECEIVING STATS

YEAR	G/S	RUSH	YDS	AVG	TD	LG	REC	YDS	AVG	TD	LG
2017	13/0	78	393	5.0	2	30	4	38	9.5	0	17
2018	11/11	117	734	6.3	4	52	22	176	8.0	4	53
2019	7/7	134	643	4.8	5	22	8	75	9.4	0	18
TOTAL	31/18	329	1770	5.4	11	52	34	289	8.5	4	53

HILL'S 2019 GAME-BY-GAME RUSHING/RECEIVING STATS

OPPONENT	G/S	RUSH	YDS	AVG	TD	LG	REC	YDS	AVG	TD	LG
at Louisiana	1/1	27	197	7.3	1	20	1	10	10.0	0	10
Southern Miss	1/1	14	123	8.8	1	22	2	19	9.5	0	15
Kansas State	1/1	24	111	4.6	0	22	2	20	10.0	0	12
Kentucky	1/1	26	120	4.6	3	18	0	0	0.0	0	0
at Auburn	1/1	17	45	2.6	0	13	2	21	10.5	0	18
at Tennessee	1/1	11	13	0.8	0	4	0	0	0.0	0	0
LSU	1/1	15	34	2.3	0	11	1	5	5.0	0	5
at Texas A&M											
at Arkansas											
Alabama											
Abilene Christian											
Ole Miss											
TOTAL	7/7	134	643	4.8	5	22	8	75	9.4	0	18



DONTEA JONES

Tight End
Junior • 6-4 • 250
McCool, Miss. (Jireh [NC] Prep)
Major: Interdisciplinary Studies

84

- Athletic playmaker that holds a pivotal role at tight end
- Saw his first career action in 2017 after redshirting in 2016
- Played in 23 career games as a reserve tight end
- Made eight career catches for 101 yards and a touchdown

JONES' CAREER RECEIVING STATS

YEAR	G/S	REC	YDS	AVG	TD	LP/OPPONENT
2017	4/0	0	0	0.0	0	NA
2018	12/0	4	66	16.5	1	21/KSTATE
2019	7/0	4	35	8.8	0	14/LOUISIANA
TOTAL	23/0	8	101	12.6	1	21/KSTATE

JONES' 2019 GAME-BY-GAME RECEIVING STATS

OPPONENT	G/S	REC	YDS	AVG	TD	LG
at Louisiana	1/0	1	14	14.0	0	14
Southern Miss	1/0	2	9	4.5	0	6
Kansas State	1/0	1	12	12.0	0	12
Kentucky	1/0	0	0	0.0	0	0
at Auburn	1/0	0	0	0.0	0	0
at Tennessee	1/0	0	0	0.0	0	0
LSU	1/0	0	0	0.0	0	0
at Texas A&M						
at Arkansas						
Alabama						
Abilene Christian						
Ole Miss						
TOTAL	7/0	4	35	8.8	0	14



JARRIAN JONES

Cornerback
Freshman • 6-0 • 190
Brandon, Miss. (Northwest Rankin)
Major: Undeclared

2

- A versatile athlete who is coming off an extremely productive high school career
- Appeared in seven games as a reserve true freshman cornerback for the Bulldogs
- Made collegiate debut **vs. Louisiana (8/31)**, collecting a tackle
- Recovered a muffed punt **vs. Kansas State (9/14)** for the first fumble recovery of his career
- Added the first pass break-up of his career versus the Wildcats
- Totaled a career-high two tackles **at #7 Auburn (9/23)**

JONES' CAREER DEFENSIVE STATS

YEAR	G/S	UA	A	TT	TFL-YDS	SACKS-YDS	INT	PBU	FF	FR
2019	7/0	4	1	5	0-0	0-0	0	1	0	1
TOTAL	7/0	4	1	5	0-0	0-0	0	1	0	1

JONES' 2019 GAME-BY-GAME DEFENSIVE STATS

OPPONENT	G/S	UA	A	TT	TFL-YDS	SACKS-YDS	INT	PBU	FF	FR
at Louisiana	1/0	1	0	1	0.0-0	0-0	0	0	0	0
Southern Miss	1/0	0	1	1	0.0-0	0-0	0	0	0	0
Kansas State	1/0	0	0	0	0.0-0	0-0	0	1	0	1
Kentucky	1/0	0	0	0	0.0-0	0-0	0	0	0	0
at Auburn	1/0	2	0	2	0.0-0	0-0	0	0	0	0
at Tennessee	1/0	0	0	0	0.0-0	0-0	0	0	0	0
LSU	1/0	1	0	1	0.0-0	0-0	0	0	0	0
at Texas A&M										
at Arkansas										
Alabama										
Abilene Christian										
Ole Miss										
TOTAL	7/0	4	1	5	0.0-0	0-0	0	1	0	1



KOBE JONES

Defensive End

Junior • 6-4 • 270

Starkville, Miss. (Starkville)

Major: Business Administration

52

- Wuerffel Trophy Watch List
- All-State AFCA Good Works Team Nominee
- Powerful defensive lineman who is in his third season
- Made his much-anticipated debut in 2017 after redshirting in 2016
- Has seen the field in 33 career games
- Collected 56 career total tackles, including 13.5 for loss and two sacks
- Has a forced fumble and recovered fumble to his credit
- Totaled three tackles **at #7 Auburn (9/28)**, logging his first tackle for loss of the season with a 4-yard sack
- Recorded a TFL for the second straight game **at Tennessee (10/12)**, closing the game with three total tackles
- Came off the bench and picked up two tackles, including 0.5 for loss, **vs. #2 LSU (10/19)**
- Enters the Texas A&M contest with at least 0.5 tackles for loss in three straight games

JONES' CAREER DEFENSIVE STATS

YEAR	G/S	UA	A	TT	TFL-YDS	SACKS-YDS	INT	PBU	FF	FR
2017	13/0	8	10	18	4.5-15	1.0-9	0	0	1	0
2018	13/1	12	10	22	6.5-14	0-0	0	0	0	1
2019	7/0	6	10	16	2.5-5	1.0-4	0	0	0	0
TOTAL	33/1	26	30	56	13.5-34	2-13	0	0	1	1

JONES' 2019 GAME-BY-GAME DEFENSIVE STATS

OPPONENT	G/S	UA	A	TT	TFL-YDS	SACKS-YDS	INT	PBU	FF	FR
at Louisiana	1/0	1	1	2	0.0-0	0-0	0	0	0	0
Southern Miss	1/0	0	2	2	0.0-0	0-0	0	0	0	0
Kansas State	1/0	0	1	1	0.0-0	0-0	0	0	0	0
Kentucky	1/0	0	3	3	0.0-0	0-0	0	0	0	0
at Auburn	1/0	3	0	3	1.0-4	1-4	0	0	0	0
at Tennessee	1/0	1	2	3	1.0-1	0-0	0	0	0	0
LSU	1/0	1	1	2	0.5-0	0-0	0	0	0	0
at Texas A&M										
at Arkansas										
Alabama										
Abilene Christian										
Ole Miss										
TOTAL	7/0	6	10	16	2.5-5	1-4	0	0	0	0



JACUARIUS LANDREWS

Safety

Senior • 6-0 • 200

Summit, Miss. (Copiah-Lincoln [MS] CC)

Major: Workforce Education Leadership



11


- Senior Bowl Watch List
- Versatile strong safety who is in his third season with the program
- Solid 2018 junior season in his MSU debut after redshirting in 2017
- An SEC graduate, earning his degree in interdisciplinary studies last December
- Appeared in 17 contests with 10 career starts
- Collected 66 career tackles, including 5.0 for loss and 3.0 sacks
- Turned in a then career-high eight tackles **vs. Louisiana (8/31)**
- Tied for the team high in tackles (7) **vs. Southern Miss (9/7)** with fellow safety Brian Cole II
- Shattered his career high with nine tackles, including 0.5 for loss, **vs. Kansas State (9/14)**
- Collected seven total tackles, including four solo stops, and added a career-high four pass breakups **vs. Kentucky (9/21)**
- Produced a team-high eight tackles in start **vs. #2 LSU (10/19)**

LANDREWS' CAREER DEFENSIVE STATS

YEAR	G/S	UA	A	TT	TFL-YDS	SACKS-YDS	INT	PBU	FF	FR
2018	10/3	10	11	21	4.5-32	3-30	0	5	0	0
2019	7/7	26	19	45	0.5-0	0-0	0	4	0	0
TOTAL	17/10	36	30	66	5.0-32	3-30	0	9	0	0

LANDREWS' 2019 GAME-BY-GAME DEFENSIVE STATS

OPPONENT	G/S	UA	A	TT	TFL-YDS	SACKS-YDS	INT	PBU	FF	FR
at Louisiana	1/1	8	0	8	0.0-0	0-0	0	0	0	0
Southern Miss	1/1	4	3	7	0.0-0	0-0	0	0	0	0
Kansas State	1/1	4	5	9	0.5-0	0-0	0	0	0	0
Kentucky	1/1	4	3	7	0.0-0	0-0	0	4	0	0
at Auburn	1/1	1	1	2	0.0-0	0-0	0	0	0	0
at Tennessee	1/1	2	2	4	0.0-0	0-0	0	0	0	0
LSU	1/1	3	5	8	0.0-0	0-0	0	0	0	0
at Texas A&M										
at Arkansas										
Alabama										
Abilene Christian										
Ole Miss										
TOTAL	7/7	26	19	45	0.5-0	0-0	0	4	0	0



LEO LEWIS

Linebacker

Senior • 6-2 • 245

Brookhaven, Miss. (Brookhaven)

Major: Interdisciplinary Studies

10

- Senior Bowl Watch List
- Veteran, instinctive linebacker who is in his fourth year as a starter
- Played in 45 games with 42 starts
- Recorded 214 career tackles, including 12.0 for loss and 3.0 sacks
- Equaled a career-high with a team-leading 12 tackles **vs. Kansas State (9/14)**
- He also recorded 12 tackles at BYU during the 2016 season
- Led MSU in tackles (5) during the first half **at #7 Auburn (9/28)** and closed the game tied for the team lead in tackles with eight
- Recovered fumbles in the second and third quarters at Auburn, extending MSU's streak of consecutive games with a takeaway to 21
- Erupted for seven tackles, including a team-high 1.5 for loss and one sack **vs. #2 LSU (10/19)** ... Sacked Jow Burrow for a six-yard loss in the second quarter, representing Lewis' first sack of the year

LEWIS' CAREER DEFENSIVE STATS

YEAR	G/S	UA	A	TT	TFL-YDS	SACKS-YDS	INT	PBU	FF	FR
2016	13/13	35	44	79	4.5-9	1.0-2	0	1	0	0
2017	13/12	15	31	46	1-10	1.0-10	0	1	1	0
2018	12/10	23	22	45	3-4	0-0	0	1	0	0
2019	7/7	20	24	44	3.5-8	1.0-6	0	1	1	2
TOTAL	45/42	93	121	214	12.0-31	3.0-18	0	4	2	2

LEWIS' 2019 GAME-BY-GAME DEFENSIVE STATS

OPPONENT	G/S	UA	A	TT	TFL-YDS	SACKS-YDS	INT	PBU	FF	FR
at Louisiana	1/1	6	0	6	0.0-0	0-0	0	0	0	0
Southern Miss	1/1	0	5	5	0.5-0	0-0	0	0	0	0
Kansas State	1/1	1	11	12	0.5-0	0-0	0	1	0	0
Kentucky	1/1	2	1	3	0.0-0	0-0	0	0	0	0
at Auburn	1/1	7	1	8	1.0-1	0-0	0	0	1	2
at Tennessee	1/1	2	1	3	0.0-0	0-0	0	0	0	0
LSU	1/1	2	5	7	1.5-7	1.0-6	0	0	0	0
at Texas A&M										
at Arkansas										
Alabama										
Abilene Christian										
Ole Miss										
TOTAL	7/7	20	24	44	3.5-8	1.0-6	0	1	1	2



FABIEN LOVETT

Defensive Tackle

Redshirt Freshman • 6-4 • 315

Olive Branch, Miss. (Olive Branch)

Major: Undeclared

54

- Powerful defensive line who starts at nose guard
- Appeared in two contests as a true freshman in 2018
- Seen action in nine career contests, making seven starts
- Earned his first collegiate start **vs. Louisiana (8/31)** and recorded a tackle
- In just his second start, set a career high with two tackles **vs. Southern Miss (9/7)**
- Set a career high with four tackles **at Tennessee (10/12)**, including the first tackle for loss (0.5) and sack (0.5) of his career

LOVETT'S CAREER DEFENSIVE STATS

YEAR	G/S	UA	A	TT	TFL-YDS	SACKS-YDS	INT	PD	FF	FR
2018	2/0	0	0	0	0-0	0-0	0	0	0	0
2019	7/7	2	7	9	0.5-2	0.5-2	0	0	0	0
TOTAL	9/7	2	7	9	0.5-2	0.5-2	0	0	0	0

LOVETT'S 2019 GAME-BY-GAME DEFENSIVE STATS

OPPONENT	G/S	UA	A	TT	TFL-YDS	SACKS-YDS	INT	PD	FF	FR
at Louisiana	1/1	1	0	1	0.0-0	0.0-0	0	0	0	0
Southern Miss	1/1	0	2	2	0.0-0	0.0-0	0	0	0	0
Kansas State	1/1	0	0	0	0.0-0	0.0-0	0	0	0	0
Kentucky	1/1	0	1	1	0.0-0	0.0-0	0	0	0	0
at Auburn	1/1	0	1	1	0.0-0	0.0-0	0	0	0	0
at Tennessee	1/1	1	3	4	0.5-2	0.5-2	0	0	0	0
LSU	1/1	0	0	0	0.0-0	0.0-0	0	0	0	0
at Texas A&M										
at Arkansas										
Alabama										
Abilene Christian										
Ole Miss										
TOTAL	7/7	2	7	9	0.5-2	0.5-2	0	0	0	0



OSIRUS MITCHELL

Wide Receiver

Junior • 6-5 • 210

Sarasota, Fla. (Booker)

Major: Human Development/Family Sciences

5

- Imposing outside target who is a deep-play threat
- Appeared in 29 career games with 20 starts to his credit
- Totaled 55 catches for 813 career receiving yards and eight touchdowns
- Tied with Dedrick Thomas as the team's active career leader in receiving touchdowns (8)
- Each of his team-leading four TD receptions this season have been for 20+ yards
- Has totaled multiple receptions in all six contests this season and has at least one catch in 21 of his 28 career games
- According to PFF, is one of only six SEC WRs with 20+ catchable targets and 0 drops in 2019
- Recorded a 31-yard touchdown catch on the game-opening drive **vs. Louisiana (8/31)** for his first score since Nov. 17, 2018 vs. Arkansas
- Led the team vs. the Ragin' Cajuns in receiving yards (88) on six catches, including one TD
- For the second straight week, hauled in a touchdown pass on the opening offensive drive with a 28-yard touchdown **vs. Southern Miss (9/7)**
- Hauled in five receptions for 74 total yards and a touchdown **vs. Kansas State (9/14)**
- First MSU player to make a touchdown reception in three straight contests since WR Chad Bumphis in 2012
- Recorded five-plus catches in a game for the second time this season and the fourth time in his career with his five reception against Kansas State
- Caught his fourth touchdown of the season with a 21-yard reception in the third quarter **at #7 Auburn (9/28)**
- Caught each of his three targets in the first quarter **at Tennessee (10/12)** for 22 yards and a first down, closing the game with 58 total yards off five receptions

MITCHELL'S CAREER RECEIVING STATS

YEAR	G/S	REC	YDS	AVG	TD	LP/OPPONENT
2017	9/0	5	51	10.2	0	18/UMASS
2018	13/13	26	427	16.4	4	84/SFA
2019	7/7	24	335	14.0	4	35/KSTATE
TOTAL	29/20	55	813	14.8	8	84/SFA

MITCHELL'S 2019 GAME-BY-GAME RECEIVING STATS

OPPONENT	G/S	REC	YDS	AVG	TD	LG
at Louisiana	1/1	6	88	14.7	1	31
Southern Miss	1/1	2	46	23.0	1	28
Kansas State	1/1	5	74	14.8	1	35
Kentucky	1/1	4	36	9.0	0	14
at Auburn	1/1	2	33	16.5	1	21
at Tennessee	1/1	5	58	11.6	0	21
LSU	1/1	0	0	0.0	0	0
at Texas A&M						
at Arkansas						
Alabama						
Abilene Christian						
Ole Miss						
TOTAL	7/7	24	335	14.0	4	35



C.J. MORGAN

Safety

Senior • 6-0 • 200

Bossier City, La. (Parkway)

Major: Political Science

29

- Instinctive, hard-hitting defender who starts at free safety
- In his fourth season with the program after redshirting in 2016
- Played in 30 career contests, making 10 starts
- Collected 75 career tackles and three interceptions
- Ranks second on squad in total tackles and is 12th in the SEC (50)
- Totaled six tackles, including the first TFL (0.5) of his career, **vs. Southern Miss (9/7)**
- Sealed the game against the Golden Eagles with a fourth-quarter INT, the third of his career
- Led MSU with a career-high nine tackles and career-best two PBUs **vs. Kentucky (9/21)**
- Team leader in tackles for the second straight week with eight **at #7 Auburn (9/28)**
- Matched career-high nine tackles **at Tennessee (10/12)**
- Notched five tackles and had a career-best four pass breakups **vs. #2 LSU (10/19)**

MORGAN'S CAREER DEFENSIVE STATS

YEAR	G/S	UA	A	TT	TFL-YDS	SACKS-YDS	INT	PBU	FF	FR
2017	10/0	4	1	5	0-0	0-0	0	0	0	0
2018	13/3	13	7	20	0-0	0-0	2	1	0	0
2019	7/7	26	24	50	0.5-2	0-0	1	7	0	0
TOTAL	30/10	43	32	75	0.5-2	0-0	3	8	0	0

MORGAN'S 2019 GAME-BY-GAME DEFENSIVE STATS

OPPONENT	G/S	UA	A	TT	TFL-YDS	SACKS-YDS	INT	PBU	FF	FR
at Louisiana	1/1	7	0	7	0.0-0	0-0	0	0	0	0
Southern Miss	1/1	2	4	6	0.5-2	0-0	1	0	0	0
Kansas State	1/1	3	3	6	0.0-0	0-0	0	1	0	0
Kentucky	1/1	3	6	9	0.0-0	0-0	0	2	0	0
at Auburn	1/1	4	4	8	0.0-0	0-0	0	0	0	0
at Tennessee	1/1	5	4	9	0.0-0	0-0	0	0	0	0
LSU	1/1	2	3	5	0.0-0	0-0	0	4	0	0
at Texas A&M										
at Arkansas										
Alabama										
Abilene Christian										
Ole Miss										
TOTAL	7/7	26	24	50	0.5-2	0-0	1	7	0	0



JAVONTA PAYTON

Wide Receiver

Junior • 6-1 • 180

Nashville, Tenn. (Northwest [MS] CC)

Major: Communications

4

- One of the top-ranked junior college wide receivers in the country
- Versatile playmaker who also sees action on special teams
- Has made seven appearances and totaled five receptions for 63 yards
- Made his Bulldog debut **vs. Louisiana (8/31)**, hauling in a 9-yard reception
- Totaled two kick returns **vs. Kansas State (9/14)** for 40 yards, including a season-long return of 24
- Making his SEC debut, turned in the first multi-reception game of his career with two for 14 yards **vs. Kentucky (9/21)**
- Lone catch **at #7 Auburn (9/28)** was a career-long reception of 30 yards
- Saw action in the run game **at Tennessee (10/12)** with an 11-yard sweep

PAYTON'S CAREER RECEIVING STATS

YEAR	G/S	REC	YDS	AVG	TD	LP/OPPONENT
2019	7/0	5	63	12.6	0	30/AUBURN
TOTAL	7/0	5	63	12.6	0	30/AUBURN

PAYTON'S CAREER KICK RETURN STATS

YEAR	G/S	KR	YDS	AVG	LG	TD
2019	7/0	3	56	18.7	24	0
TOTAL	7/0	3	56	18.7	24	0

PAYTON'S 2019 GAME-BY-GAME RECEIVING STATS

OPPONENT	G/S	REC	YDS	AVG	TD	LG
Louisiana	1/0	1	9	9.0	0	9
Southern Miss	1/0	1	10	10.0	0	10
Kansas State	1/0	0	0	0.0	0	0
Kentucky	1/0	2	14	7.0	0	13
at Auburn	1/0	1	30	30.0	0	30
at Tennessee	1/0	0	0	0.0	0	0
LSU	1/0	0	0	0.0	0	0
at Texas A&M						
at Arkansas						
Alabama						
Abilene Christian						
Ole Miss						
TOTAL	7/0	5	63	12.6	0	30



NATHAN PICKERING

Defensive Tackle

Freshman • 6-4 • 315

Mount Olive, Miss. (Seminary)

Major: Mechanical Engineering

22

- In debut season in the defensive middle after enrolling at MSU in June 2019
- One of the top 100 prospects in the nation coming out of high school
- Made his collegiate debut **vs. Southern Miss (9/7)**
- Collected his first career sack and tackle in the fourth quarter **at #7 Auburn (9/28)**, dropping QB for a seven-yard loss
- Saw significant playing time **vs. #2 LSU (10/19)** and tallied a tackle for loss in the second quarter

PICKERING'S CAREER DEFENSIVE STATS

YEAR	G/S	UA	A	TT	TFL-YDS	SACKS-YDS	INT	PBU	FF	FR
2019	3/0	2	0	2	2.0-8	1.0-7	0	0	0	0
TOTAL	3/0	2	0	2	2.0-8	1.0-7	0	0	0	0

PICKERING'S 2019 GAME-BY-GAME DEFENSIVE STATS

OPPONENT	G/S	UA	A	TT	TFL-YDS	SACKS-YDS	INT	PBU	FF	FR
at Louisiana					---DNP---					
Southern Miss	1/0	0	0	0	0.0-0	0.0-0	0	0	0	0
Kansas State					---DNP---					
Kentucky					---DNP---					
at Auburn	1/0	1	0	1	1.0-7	1.0-7	0	0	0	0
at Tennessee					---DNP---					
LSU	1/0	1	0	1	1.0-1	0.0-0	0	0	0	0
at Texas A&M										
at Arkansas										
Alabama										
Abilene Christian										
Ole Miss										
TOTAL	3/0	2	0	2	2.0-8	1.0-7	0	0	0	0



CHAUNCEY RIVERS

Defensive End

Senior • 6-3 • 275

Stone Mountain, Ga. (East Mississippi CC)

Major: Communication



5

- Ted Hendricks Award Watch List
- Senior Bowl Watch List
- Preseason Third Team All-SEC (Media, Coaches, Athlon Sports, Phil Steele)
- Moved into a starting role at defensive end on the strong-side
- An SEC graduate, who earned his degree in interdisciplinary studies last December
- Appeared in 20 career games with seven starts
- Collected 46 career tackles, including 11.5 for loss and 5.0 sacks
- Tops among team defensive linemen in tackles for loss this season (4.5)
- Made first start of MSU career **vs. Louisiana (8/31)** and had four tackles with 1.0 for loss
- Registered three tackles, one sack, one TFL, one pass breakup and two quarterback hurries **vs. Kentucky (9/21)**
- Collected a career-high five tackles, including 0.5 for loss, **at Tennessee (10/12)**
- Turned in a game-high and career-best 1.5 sacks of Joe Burrow **vs. #2 LSU (10/19)**

RIVERS' CAREER DEFENSIVE STATS

YEAR	G/S	UA	A	TT	TFL-YDS	SACKS-YDS	INT	PBU	FF	FR
2018	13/0	8	16	24	7-29	2.5-19	0	0	0	0
2019	7/7	13	9	22	4.5-21	2.5-17	0	1	0	0
TOTAL	20/7	21	25	46	11.5-50	5.0-36	0	1	0	0

RIVERS' 2019 GAME-BY-GAME DEFENSIVE STATS

OPPONENT	G/S	UA	A	TT	TFL-YDS	SACKS-YDS	INT	PBU	FF	FR
at Louisiana	1/1	4	0	4	1.0-1	0-0	0	0	0	0
Southern Miss	1/1	1	1	2	0.0-0	0-0	0	0	0	0
Kansas State	1/1	1	3	4	0.5-1	0-0	0	0	0	0
Kentucky	1/1	2	1	3	1.0-5	1-5	0	1	0	0
at Auburn	1/1	2	0	2	0.0-0	0-0	0	0	0	0
at Tennessee	1/1	2	3	5	0.5-2	0-0	0	0	0	0
LSU	1/1	1	1	2	1.5-12	1.5-12	0	0	0	0
at Texas A&M										
at Arkansas										
Alabama										
Abilene Christian										
Ole Miss										
TOTAL	7/7	13	9	22	4.5-21	2.5-17	0	1	0	0



GARRETT SHRADER

Quarterback

Freshman • 6-4 • 220

Charlotte, N.C. (Charlotte Christian School)

Major: Undeclared

6

- SEC Freshman of the Week (Sept. 23 - Kentucky)
- One of the top dual-threat quarterbacks of the 2019 signing class
- Tabbed the starting quarterback on Oct. 14 and owns two starts this season
- January 2019 enrollee who participated in spring ball
- Made his collegiate debut **vs. Southern Miss (9/7)**, taking over for an injured Tommy Stevens with 2:37 remaining in the second quarter
- Finished the game 7-of-11 passing with 71 yards and nine rushing attempts for 16 yards
- Took over for an injured Tommy Stevens in the third quarter **vs. Kansas State (9/14)** and produced a 12-play, 79-yard scoring drive that was capped with his first career TD (5-yard run)
- Closed the game against Kansas State with 51 passing yards (4-of-12) and 82 yards rushing with a rushing TD on 10 attempts
- Made his first collegiate start **vs. Kentucky (9/21)** and accounted for 305 yards of total offense, including rushing for 125 yards on 11 carries and was an efficient 17-of-22 for 180 yards through the air
- Just the second MSU true freshman quarterback to start in an SEC game in the last 12 years - Damian Williams in the 2013 Egg Bowl is the other
- Accounted for all six of the Bulldogs' 20+ yard plays vs. Kentucky, including rushes of 49- and 36-yards
- The first MSU QB in school history to rush for over 100 yards and pass for over 100 yards in his first career start vs. Kentucky ... Was named SEC Freshman of the Week for his efforts
- Replaced Tommy Stevens in the first quarter **at #7 Auburn (9/28)**, finishing the game 12 of 23 passing for 209 yards and two touchdowns
- Rushed 16 yards against Auburn for 89 yards and a score, finishing with 298 total yards
- Orchestrated a 75-yard scoring drive in his first series at quarterback against Auburn, capping it off with his first touchdown of his career with a 9-yard touchdown pass to Stephen Guidry
- Completed a 47-yard completion to Farrod Green late in the second quarter against Auburn for the Bulldogs' longest passing play from scrimmage on the year
- Started the second half **at Tennessee (10/12)**, finishing the game 5-of-10 passing for 79 yards, one touchdown and one interception
- In just his second career start, accounted for 304 yards of total offense, rushing for a touchdown and throwing for a touchdown **vs. #2 LSU (10/19)** ... Provided 12-yard TD run in second quarter that made it a two-point deficit
- Threw for a career-high 238 yards and completed 60.7 percent of his passes vs. #2 LSU

SHRADER'S CAREER PASSING/RUSHING STATS

YEAR	G/S	CMP	ATT	INT	PCT	YDS	TD	LG	RUSH	YDS	TD	LG
2019	6/2	62	106	4	.585	828	4	47	78	440	3	49
TOTAL	6/2	62	106	4	.585	828	4	47	78	440	3	49

SHRADER'S 2019 GAME-BY-GAME PASSING/RUSHING STATS

OPPONENT	G/S	CMP	ATT	INT	PCT	YDS	TD	LG	RUSH	YDS	TD	LG
at Louisiana						--DNP---						
Southern Miss	1/0	7	11	0	.636	71	0	17	9	16	0	10
Kansas State	1/0	4	12	0	.333	51	0	26	10	82	1	16
Kentucky	1/1	17	22	1	.773	180	0	25	11	125	0	49
at Auburn	1/0	12	23	0	.522	209	2	47	16	89	1	24
at Tennessee	1/0	5	10	1	.500	79	1	21	13	62	0	14
LSU	1/1	17	28	2	.607	238	1	29	19	66	1	12
at Texas A&M												
at Arkansas												
Alabama												
Abilene Christian												
Ole Miss												
TOTAL	6/2	62	106	4	.585	828	4	47	78	440	3	49



MAURICE SMITHERMAN

Cornerback

Senior • 5-10 • 195

Adamsville, Ala. (Minor)

Major: Human Development/Family Sciences

8

- Preseason All-SEC Honorable Mention (PFF)
- Quick, talented defensive back who is a lockdown corner
- Saw significant action last season as a reserve cornerback and moves into a starting role
- Appeared in 42 contests with eight starts
- Totaled 48 tackles, two interceptions and five passes defended over his career
- Matched career high with five total tackles **at Tennessee (10/12)**
- Suffered a season-ending lower body injury at practice on Oct. 16

SMITHERMAN'S CAREER DEFENSIVE STATS

YEAR	G/S	UA	A	TT	TFL-YDS	SACKS-YDS	INT	PBU	FF	FR
2016	10/0	4	1	5	0-0	0-0	1	0	0	0
2017	13/0	3	3	6	0-0	0-0	0	0	0	0
2018	13/2	11	12	23	0-0	0-0	1	3	1	0
2019	6/6	10	4	14	0-0	0-0	0	0	0	0
TOTAL	42/8	28	20	48	0-0	0-0	2	3	1	0

SMITHERMAN'S 2019 GAME-BY-GAME DEFENSIVE STATS

OPPONENT	G/S	UA	A	TT	TFL-YDS	SACKS-YDS	INT	PBU	FF	FR
at Louisiana	1/1	1	0	1	0-0	0-0	0	0	0	0
Southern Miss	1/1	1	2	3	0-0	0-0	0	0	0	0
Kansas State	1/1	1	1	2	0-0	0-0	0	0	0	0
Kentucky	1/1	1	0	1	0-0	0-0	0	0	0	0
at Auburn	1/1	2	0	2	0-0	0-0	0	0	0	0
at Tennessee	1/1	4	1	5	0-0	0-0	0	0	0	0
LSU	---DNP---									
at Texas A&M										
at Arkansas										
Alabama										
Abilene Christian										
Ole Miss										
TOTAL	6/6	10	4	14	0-0	0-0	0	0	0	0



MARQUISS SPENCER

Defensive End

Junior • 6-2 • 285

Greenwood, Miss. (Greenwood)

Major: Interdisciplinary Studies

42

- Talented pass rusher who took over a starting role at defensive end
- Appeared in 36 total games with seven starts
- Collected 55 tackles, including 9.5 TFLs and 3.0 sacks, and forced two fumbles
- Tied for the SEC lead in forced fumbles (2) through seven games
- In first career start **vs. Louisiana (8/31)**, had three tackles and forced a fumble
- Forced a fumble in the second quarter on a **Southern Miss (9/7)** third-down attempt, his second straight game with a forced fumble
- Added four total tackles against Southern Miss, including his first TFL and sack of the season

SPENCER'S CAREER DEFENSIVE STATS

YEAR	G/S	UA	A	TT	TFL-YDS	SACKS-YDS	INT	PBU	FF	FR
2016	12/0	9	8	17	3-12	1-9	0	0	0	1
2017	13/0	5	14	19	4.5-16	1-6	0	2	0	2
2018	4/0	1	2	3	0.5-1	0-0	0	0	0	0
2019	7/7	8	8	16	1.5-6	1-5	0	1	2	0
TOTAL	36/7	23	32	55	9.5-35	3-20	0	3	2	3

SPENCER'S 2019 GAME-BY-GAME DEFENSIVE STATS

OPPONENT	G/S	UA	A	TT	TFL-YDS	SACKS-YDS	INT	PBU	FF	FR
at Louisiana	1/1	3	0	3	0.0-0	0-0	0	0	1	0
Southern Miss	1/1	3	1	4	1.0-5	1-5	0	0	1	0
Kansas State	1/1	0	1	1	0.5-1	0-0	0	0	0	0
Kentucky	1/1	1	1	2	0.0-0	0-0	0	0	0	0
at Auburn	1/1	1	2	3	0.0-0	0-0	0	0	0	0
at Tennessee	1/1	0	1	1	0.0-0	0-0	0	0	0	0
LSU	1/1	1	1	2	0.0-0	0-0	0	1	0	0
at Texas A&M										
at Arkansas										
Alabama										
Abilene Christian										
Ole Miss										
TOTAL	7/7	9	7	16	1.5-6	1-5	0	1	2	0



GEOR'QUARIUS SPIVEY

Tight End

Redshirt Freshman • 6-5 • 250

Monroe, La. (Richwood)

Major: Business Administration

11

- A speedy and physical tight end who enters his second season
- Appeared in three contests as a true freshman in 2018
- Played in nine career contests with one start
- Made his first collegiate start **vs. Kentucky (9/21)**
- Recorded the first reception of his career, hauling in a 12-yard pass **at #7 Auburn (9/28)**

SPIVEY'S CAREER RECEIVING STATS

YEAR	G/S	REC	YDS	AVG	TD	LP/OPPONENT
2018	3/0	0	0	0.0	0	NA
2019	7/1	1	12	12.0	0	12/AUBURN
TOTAL	10/1	1	12	12.0	0	12/AUBURN

SPIVEY'S 2019 GAME-BY-GAME RECEIVING STATS

OPPONENT	G/S	REC	YDS	AVG	TD	LG
at Louisiana	1/0	0	0	0.0	0	0
Southern Miss	1/0	0	0	0.0	0	0
Kansas State	1/0	0	0	0.0	0	0
Kentucky	1/1	0	0	0.0	0	0
at Auburn	1/0	1	12	12.0	0	12
at Tennessee	1/0	0	0	0.0	0	0
LSU	1/0	0	0	0.0	0	0
at Texas A&M						
at Arkansas						
Alabama						
Abilene Christian						
Ole Miss						
TOTAL	7/1	1	12	12.0	0	12



TOMMY STEVENS

Quarterback

Senior • 6-5 • 235

Indianapolis, Ind. (Penn State)

Major: Community College Education



7

- Senior Bowl Watch List
- Graduate transfer quarterback from Penn State
- Named the starting quarterback heading into the season
- Graduated from Penn State in December 2018 with a degree in telecommunications
- Thrown at least one TD pass to three different receivers so far this season
- Responsible for seven touchdowns this season (5 passing, 2 rushing)
- Started for the first time in his college career **vs. Louisiana (8/31)**
- It was his first start at any level since Nov. 7, 2014 in high school
- In MSU debut, went 20-of-30 passing for 236 yards and two TDs and rushed 11 times for 37 yards and one TD vs. Louisiana
- Improved to 2-0 as a starter, including his first at home inside Davis Wade Stadium, with a 38-15 victory vs. **Southern Miss (9/7)**
- For the second straight game, connected with WR Osirus Mitchell for a TD on MSU's opening drive with a 28-yard score
- Went 7-of-7 passing for 84 yards and a TD in the first quarter, and on the next play threw an 11-yard TD strike to WR Stephen Guidry.
- Connected on his first nine passing attempts (105 yards, two TDs) before an incompletion late in the second quarter
- It was the longest streak for a MSU quarterback to start the game since QB Dak Prescott completed his first 12 passing attempts against Arkansas in 2015
- Left the USM game late in the second quarter with an injury and did not return
- Scored MSU's first touchdown **vs. Kansas State (9/14)** on a 2-yard run with 5:39 in the second quarter for his second rushing TD this season and first since the season opener
- Connected on seven of his 15 passing attempts against the Wildcats for 100 yards and hit Osirus Mitchell for a career-long, 35-yard touchdown pass
- Left the K-State game during the third quarter due to an upper body injury
- Did not see action **vs. Kentucky (9/21)** due to an upper body injury
- Earned the start at **Auburn (9/28)** but left the game in the first quarter due to a lower body injury
- Started the game at quarterback at **Tennessee (10/12)**, completing 6-of-11 passes for 67 yards and rushing nine times for 26 yards in the first half

STEVENS' CAREER PASSING/RUSHING STATS

YEAR	G/S	CMP	ATT	INT	PCT	YDS	TD	LG	RUSH	YDS	TD	LG
2019	5/5	43	69	4	.623	515	5	35	34	52	2	14
TOTAL	5/5	43	69	4	.623	515	5	35	34	52	2	14

STEVENS' 2019 GAME-BY-GAME PASSING/RUSHING STATS

OPPONENT	G/S	CMP	ATT	INT	PCT	YDS	TD	LG	RUSH	YDS	TD	LG
at Louisiana	1/1	20	30	0	.667	236	2	31	11	37	1	14
Southern Miss	1/1	9	10	0	.900	105	2	28	6	0	0	6
Kansas State	1/1	7	15	2	.467	100	1	35	7	5	1	4
Kentucky					---DNP---							
at Auburn	1/1	1	3	0	.333	7	0	7	1	-16	0	0
at Tennessee	1/1	6	11	2	.545	67	0	19	9	26	0	10
LSU					---DNP---							
at Texas A&M												
at Arkansas												
Alabama												
Abilene Christian												
Ole Miss												
TOTAL	5/5	43	69	4	.623	515	5	35	34	52	2	14



DEDDRICK THOMAS

Wide Receiver

Senior • 5-9 • 190

Memphis, Tenn. (Memphis Central)

Major: Psychology



2

- Senior Bowl Watch List
- Returning shifty slot receiver who is in his fifth year with the program
- Also a major contributor in the return game with one touchdown to his credit
- An SEC graduate, earning his degree in kinesiology in May 2019
- Provides great experience with 43 career games played and 14 starts
- Collected 60 career receptions for 714 yards
- Tied with Osirus Mitchell as the team's active career leader in receiving touchdowns (8)
- Hauled in multiple receptions in six of seven contests this season
- Caught a 17-yard touchdown in the fourth quarter **at Tennessee (10/12)** for his first score of the season
- MSU's second-leading receiver **vs. #2 LSU (10/19)**, collecting three receptions for 31 yards, including a beautiful diving catch in the middle of the field in the first half

THOMAS' CAREER RECEIVING STATS

YEAR	G/S	REC	YDS	AVG	TD	LP/OPPONENT
2016	10/0	5	44	8.8	1	15/UMASS
2017	13/0	22	227	10.3	4	24/CSU
2018	13/8	19	256	13.5	2	44/LOUISIANA
2019	7/6	14	187	13.4	1	26/KSTATE
TOTAL	43/14	60	714	11.9	8	44/LOUISIANA

THOMAS' 2019 GAME-BY-GAME RECEIVING STATS

OPPONENT	G/S	REC	YDS	AVG	TD	LG
at Louisiana	1/1	2	19	9.5	0	10
Southern Miss	1/1	1	12	12.0	0	12
Kansas State	1/1	2	32	16.0	0	26
Kentucky	1/0	2	46	23.0	0	25
at Auburn	1/1	2	22	11.0	0	12
at Tennessee	1/1	2	25	12.5	1	17
LSU	1/1	3	31	10.3	0	17
at Texas A&M						
at Arkansas						
Alabama						
Abilene Christian						
Ole Miss						
TOTAL	7/6	14	187	13.4	1	26



ERROLL THOMPSON

Linebacker

Junior • 6-1 • 250

Florence, Ala. (Florence)

Major: Interdisciplinary Studies

40

- Bednarik Award Watch List
- Butkus Award Watch List
- Nagurski Trophy Watch List
- Preseason First Team All-SEC (Media, Coaches, PFF, Athlon Sports)
- Preseason Third Team All-SEC (Phil Steele)
- Voted a team captain by his fellow teammates
- Smart, instinctive, hard-hitting junior who is one of the best linebackers in college football
- In his fourth year with the program and his second as a primary starter
- Appeared in 33 career games with 23 starts
- Collected 184 total tackles, including 16 for loss and six sacks
- Has recorded four double-digit tackling games over his career
- Team leader in tackles in 2019, ranking ninth in the SEC with 51
- Led all Bulldog tacklers with 10 in the season opener **vs. Louisiana (8/31)**
- Turned in his second double-digit tackling game of the season **at Tennessee (10/12)** with a season-high 12 tackles, including his first tackle for loss of the year
- Provided seven tackles, including 0.5 for loss, and one quarterback hurry of Joe Burrow **vs. #2 LSU (10/19)**

THOMPSON'S CAREER DEFENSIVE STATS

YEAR	G/S	UA	A	TT	TFL-YDS	SACKS-YDS	INT	PBU	FF	FR
2017	13/3	21	25	46	5.5-36	2.5-18	0	1	1	0
2018	13/13	31	56	87	9.0-34	3.5-26	2	0	0	0
2019	7/7	24	27	51	1.5-3	0-0	0	1	0	1
TOTAL	33/23	76	108	184	16.0-73	6-44	2	2	1	1

THOMPSON'S 2019 GAME-BY-GAME DEFENSIVE STATS

OPPONENT	G/S	UA	A	TT	TFL-YDS	SACKS-YDS	INT	PBU	FF	FR
at Louisiana	1/1	9	1	10	0.0-0	0-0	0	0	0	1
Southern Miss	1/1	1	3	4	0.0-0	0-0	0	0	0	0
Kansas State	1/1	1	8	9	0.0-0	0-0	0	0	0	0
Kentucky	1/1	4	3	7	0.0-0	0-0	0	1	0	0
at Auburn	1/1	1	0	1	0.0-0	0-0	0	0	0	0
at Tennessee	1/1	5	8	13	1.0-2	0-0	0	0	0	0
LSU	1/1	3	4	7	0.5-1	0-0	0	0	0	0
at Texas A&M										
at Arkansas										
Alabama										
Abilene Christian										
Ole Miss										
TOTAL	7/7	24	27	51	1.5-3	0-0	0	1	0	1



KEYTAON THOMPSON
 Quarterback
 Junior • 6-4 • 235
 New Orleans, La. (Landry-Walker)
 Major: Sports Studies

10

- Exceptional dual-threat quarterback, who is 2-0 as a starter with 18 career touchdowns
- Led the Bulldogs to a 2017 TaxSlayer Bowl victory in his first career start
- Also started the 2018 season opener in place of Nick Fitzgerald
- Played in 19 games with two starts
- Owns three 100-yard rushing games
- Has not seen any action in 2019

THOMPSON'S CAREER PASSING/RUSHING STATS

YEAR	G/S	CMP	ATT	INT	PCT	YDS	TD	LG	RUSH	YDS	TD	LG
2017	10/1	32	66	2	.485	388	2	32	75	448	6	40
2018	9/1	18	39	1	.462	458	6	84	24	226	4	25
2019	0/0	0	0	0	.000	0	0	0	0	0	0	0
TOTAL	19/2	50	105	3	.476	846	8	84	99	672	10	40

THOMPSON'S 2019 GAME-BY-GAME PASSING/RUSHING STATS

OPPONENT	G/S	CMP	ATT	INT	PCT	YDS	TD	LG	RUSH	YDS	TD	LG
at Louisiana					---DNP---							
Southern Miss					---DNP---							
Kansas State					---DNP---							
Kentucky					---DNP---							
at Auburn					---DNP---							
at Tennessee					---DNP---							
LSU					---DNP---							
at Texas A&M												
at Arkansas												
Alabama												
Abilene Christian												
Ole Miss												
TOTAL	0/0	0	0	0	.000	0	0	0	0	0	0	0



TIM WASHINGTON
 Linebacker
 Senior • 6-3 • 240
 Yazoo City, Miss. (Yazoo City)
 Major: Workforce Education Leadership

41


- An imposing, veteran linebacker who is an option at the position
- Played in 44 career games and serves as the backup Mike linebacker
- An SEC graduate, who earned his undergraduate degree in industrial technology in May
- Totaled 41 career tackles, including 3.5 for loss
- In 2019, tied for the SEC lead in forced fumbles through seven games (2)
- Collected a season-high six tackles, including 1.0 for loss, **vs. Kansas State (9/14)**
- Recorded two tackles including the first sack of his career **vs. Kentucky (9/21)**
- Totaled four tackles and forced two fumbles, the firsts of his career, **at #7 Auburn (9/28)**
- Did not see action **at Tennessee (10/12)** due to an upper-body injury

WASHINGTON'S CAREER DEFENSIVE STATS

YEAR	G/S	UA	A	TT	TFL-YDS	SACKS-YDS	INT	PD	FF	FR
2016	12/0	0	0	0	0-0	0-0	0	0	0	0
2017	13/0	1	7	8	0-0	0-0	0	0	0	0
2018	13/0	5	16	21	1.5-3	0-0	0	0	0	0
2019	6/0	6	6	12	2.0-8	1-7	0	0	2	0
TOTAL	44/0	12	29	41	3.5-11	1-7	0	0	2	0

WASHINGTON'S 2019 GAME-BY-GAME DEFENSIVE STATS

OPPONENT	G/S	UA	A	TT	TFL-YDS	SACKS-YDS	INT	PD	FF	FR
at Louisiana	1/0	0	0	0	0.0-0	0-0	0	0	0	0
Southern Miss	1/0	0	0	0	0.0-0	0-0	0	0	0	0
Kansas State	1/0	1	5	6	1.0-1	0-0	0	0	0	0
Kentucky	1/0	1	1	2	1.0-7	1-7	0	0	0	0
at Auburn	1/0	4	0	4	0.0-0	0-0	0	0	2	0
at Tennessee					---DNP---					
LSU	1/0	0	0	0	0.0-0	0-0	0	0	0	0
at Texas A&M										
at Arkansas										
Alabama										
Abilene Christian										
Ole Miss										
TOTAL	6/0	6	6	12	2.0-8	1-7	0	0	2	0



AUSTIN WILLIAMS

Wide Receiver
 Sophomore • 6-3• 200
 Ocean Springs, Miss. (Ocean Springs)
 Major: Finance

85

- Promising sophomore receiver with good size and tremendous hands
- Appeared in 20 contests, making five starts
- Collected 15 receptions for 213 career yards and four touchdowns
- Had a 12-yard TD catch to give MSU a 35-14 lead in the fourth quarter **vs. Louisiana (8/31)**
- It was the fourth TD catch of his career and his first since hauling in a pair of TD passes vs. Arkansas on Nov. 17, 2018

WILLIAMS' CAREER RECEIVING STATS

YEAR	G/S	REC	YDS	AVG	TD	LP/OPPONENT
2018	13/5	10	137	13.7	3	33/ARKANSAS
2019	7/0	5	76	15.2	1	28/LOUISIANA
TOTAL	20/5	15	213	14.2	4	33/ARKANSAS

WILLIAMS' 2019 GAME-BY-GAME RECEIVING STATS

OPPONENT	G/S	REC	YDS	AVG	TD	LG
at Louisiana	1/0	3	43	14.3	1	28
Southern Miss	1/0	1	13	13.0	0	13
Kansas State	1/0	0	0	0.0	0	0
Kentucky	1/0	1	20	20.0	0	20
at Auburn	1/0	0	0	0.0	0	0
at Tennessee	1/0	0	0	0.0	0	0
LSU	1/0	0	0	0.0	0	0
at Texas A&M						
at Arkansas						
Alabama						
Abilene Christian						
Ole Miss						
TOTAL	7/0	5	76	15.2	1	28



TYLER WILLIAMS

Cornerback
 Sophomore • 6-2• 175
 Oxford, Miss. (Lafayette)
 Major: Business Administration

13

- Lockdown, lengthy corner who is poised for a strong sophomore campaign
- Appeared in 13 games, primarily as a reserve cornerback, with one start to his credit
- Totaled 15 career tackles and has broken up four passes
- Broke up a career-high two passes **vs. Louisiana (8/31)**
- Set career high with three tackles **vs. Southern Miss (9/7)** and added the first fumble recovery of his career
- Earned the start in place of an injured Cameron Dantzler **vs. Kansas State (9/14)** and collected three tackles
- Did not see action **at #7 Auburn (9/28)**, **at Tennessee (10/12)** and **vs. #2 LSU (10/19)** due to injury

WILLIAMS' CAREER DEFENSIVE STATS

YEAR	G/S	UA	A	TT	TFL-YDS	SACKS-YDS	INT	PBU	FF	FR
2018	9/0	4	2	6	0-0	0-0	0	1	0	0
2019	4/1	3	6	9	0-0	0-0	0	3	1	0
TOTAL	13/1	7	8	15	0-0	0-0	0	4	1	0

WILLIAMS' 2019 GAME-BY-GAME DEFENSIVE STATS

OPPONENT	G/S	UA	A	TT	TFL-YDS	SACKS-YDS	INT	PBU	FF	FR
at Louisiana	1/0	0	0	0	0-0	0-0	0	2	0	0
Southern Miss	1/0	1	2	3	0-0	0-0	0	0	1	0
Kansas State	1/1	0	3	3	0-0	0-0	0	0	0	0
Kentucky	1/0	2	1	3	0-0	0-0	0	1	0	0
at Auburn					---DNP---					
at Tennessee					---DNP---					
LSU					---DNP---					
at Texas A&M										
at Arkansas										
Alabama										
Abilene Christian										
Ole Miss										
TOTAL	4/1	3	6	9	0-0	0-0	0	3	1	0



LEE WITHERSPOON

Running Back
Freshman • 5-10 • 205
Birmingham, Ala. (North Jackson)
Major: Undeclared

22

- Outstanding true freshman running back who shattered Alabama state records at North Jackson High School
- Holds Alabama state records for single-season rushing TDs (53) and total TDs (59)
- Recorded first career TD with a 22-yard run in the fourth quarter **vs. Southern Miss (9/7)**
- Finished with 40 yards on seven carries against the Golden Eagles
- Recorded the first reception of his career with an 18-yard catch **at Tennessee (10/12)**
- Saw significant action in second half **vs. #2 LSU (10/19)**, catching two passes for 16 yards

WITHERSPOON'S CAREER RUSHING/RECEIVING STATS

YEAR	G/S	RUSH	YDS	AVG	TD	LG	REC	YDS	AVG	TD	LG
2019	6/0	12	47	3.9	1	22	3	34	11.3	0	18
Total	6/0	12	47	3.9	1	22	3	34	11.3	0	18

WITHERSPOON'S 2019 GAME-BY-GAME RUSHING/RECEIVING STATS

OPPONENT	G/S	RUSH	YDS	AVG	TD	LG	REC	YDS	AVG	TD	LG
at Louisiana							---	DNP---			
Southern Miss	1/0	7	40	5.7	1	22	0	0	0.0	0	0
Kansas State	1/0	3	4	1.3	0	2	0	0	0.0	0	0
Kentucky	1/0	0	0	0.0	0	0	0	0	0.0	0	0
at Auburn	1/0	2	3	2.5	0	0	0	0	0.0	0	0
at Tennessee	1/0	0	0	0.0	0	0	1	18	18.0	0	18
LSU	1/0	0	0	0.0	0	0	2	16	8.0	0	12
at Texas A&M											
at Arkansas											
Alabama											
Abilene Christian											
Ole Miss											
TOTAL	6/0	12	47	3.9	1	22	3	34	11.3	0	18



ISAIAH ZUBER

Wide Receiver
Senior • 6-0 • 190
Stone Mountain, Ga. (Kansas State)
Major: Workforce Education Leadership



12

- An athletic, lockdown graduate transfer who is in the mix at receiver this season
- Also contributes on special teams as a returner
- Kansas' State's top receiver in 2018 with 52 catches, 619 yards and five touchdowns
- Made his MSU debut **vs. Louisiana (8/31)**, hauling in a reception for 14 yards
- Returned two kicks vs. the Ragin' Cajuns for a total of 36 yards
- Made his first start as a Bulldog **vs. Kentucky (9/21)**, recording three receptions for 16 yards
- Hauled in his longest reception of the season with a 20-yard catch **at #7 Auburn (9/28)**
- Earned his second start of the season **at Tennessee (10/12)**, rushing one time for four yards
- Solid game vs. #2 LSU (10/19), making three catches for a season-high 53 yards, including a long of 29
- Also had his best return game of the season against the Tigers with a season-long 28-yarder in the second quarter

ZUBER'S CAREER RECEIVING STATS

YEAR	G/S	REC	YDS	AVG	TD	LP/OPPONENT
2019	7/2	10	126	12.6	0	29/LSU
TOTAL	7/2	10	126	12.6	0	29/LSU

ZUBER'S CAREER KICK RETURN STATS

YEAR	G/S	KR	YDS	AVG	LG	TD
2019	7/2	3	64	21.3	28	0
TOTAL	7/2	3	64	21.3	28	0

ZUBER'S 2019 GAME-BY-GAME RECEIVING STATS

OPPONENT	G/S	REC	YDS	AVG	TD	LG
at Louisiana	1/0	1	14	14.0	0	14
Southern Miss	1/0	2	23	11.5	0	17
Kansas State	1/0	0	0	0.0	0	0
Kentucky	1/1	3	16	5.3	0	7
at Auburn	1/0	1	20	20.0	0	20
at Tennessee	1/1	0	0	0.0	0	0
LSU	1/0	3	53	17.7	0	29
at Texas A&M						
at Arkansas						
Alabama						
Abilene Christian						
Ole Miss						
TOTAL	7/2	10	126	12.6	0	29

2019 MISSISSIPPI STATE ROSTER

No.	Name	Pos.	Ht.	Wt.	Cl.	Exp.	Hometown (Previous School)
1	Martin Emerson	CB	6-2	195	Fr.	HS	Pensacola, Fla. (Pine Forest)
1	Stephen Guidry	WR	6-4	200	Sr.	1L	New Roads, La. (Hinds [Miss.] CC)
2	Jarrian Jones	CB	6-0	190	Fr.	HS	Brandon, Miss. (Northwest Rankin)
2	Dedrick Thomas	WR	5-9	190	Sr.	3L	Memphis, Tenn. (Memphis Central)
3	Cameron Dantzler	CB	6-2	185	Jr.	2L	Hammond, La. (St. Thomas Aquinas)
4	JaVonta Payton	WR	6-1	180	Jr.	JC	Nashville, Tenn. (Northwest [Miss.] CC)
5	Osirus Mitchell	WR	6-5	210	Jr.	2L	Sarasota, Fla. (Booker)
5	Chauncey Rivers	DE	6-3	275	Sr.	1L	Stone Mountain, Ga. (East Mississippi CC)
6	Willie Gay Jr.	LB	6-2	240	Jr.	2L	Starkville, Miss. (Starkville)
6	Garrett Shrader	QB	6-4	220	Fr.	HS	Charlotte, N.C. (Charlotte Christian)
7	Marcus Murphy	S	6-1	200	So.	1L	West Point, Miss. (West Point)
7	Tommy Stevens	QB	6-5	235	Sr.	GTR	Indianapolis, Ind. (Penn State)
8	Kylin Hill	RB	5-11	215	Jr.	2L	Columbus, Miss. (Columbus)
8	Maurice Smitherman	CB	5-10	195	Sr.	3L	Adamsville, Ala. (Minor)
9	Malik Dear	WR	5-9	220	Sr.	3L	Jackson, Miss. (Murrah)
9	De'Monte Russell	DE	6-4	230	Fr.	HS	Jackson, Miss. (Provine)
10	Leo Lewis	LB	6-2	245	Sr.	3L	Brookhaven, Miss. (Brookhaven)
10	Keytaon Thompson	QB	6-4	225	Jr.	2L	New Orleans, La. (Landry-Walker)
11	Jaquarius Landrews	S	6-0	200	Sr.	1L	Summit, Miss. (Copiah-Lincoln [Miss.] CC)
11	Geor'quarius Spivey	TE	6-5	250	RFr.	RS	Monroe, La. (Richwood)
12	Shawn Preston Jr.	S	6-0	200	RFr.	RS	St. James, La. (St. James)
12	Isaiah Zuber	WR	6-0	190	Sr.	GTR	Stone Mountain, Ga. (Kansas State)
13	Kyziah Pruitt	WR	5-10	210	Fr.	HS	Macon, Miss. (Noxubee County)
13	Tyler Williams	CB	6-2	175	So.	1L	Oxford, Miss. (Lafayette)
14	Jalen Mayden	QB	6-2	230	RFr.	RS	Sachse, Texas (Sachse)
14	Nathaniel Watson	LB	6-2	245	RFr.	RS	Maplesville, Ala. (Maplesville)
15	Jack Harris	DE	6-3	245	Fr.	HS	Sumrall, Miss. (Oak Grove)
16	Korey Charles	CB	5-10	180	Jr.	2L	Miami, Fla. (North Florida Christian)
17	Logan Burnett	QB	6-2	200	Jr.	SQ	Pelham, Ala. (Bessemer Academy)
17	Aaron Odom	DE	6-3	270	So.	1L	Jackson, Miss. (Callaway)
18	Aaron Brule	LB	6-1	235	RFr.	RS	Metairie, La. (Archbishop Rummel)
18	Cameron Gardner	WR	6-4	220	RFr.	RS	Starkville, Miss. (Starkville)
19	Cole Deeds	K	6-2	180	RFr.	RS	Fairhope, Ala. (Fairhope)
19	Collin Duncan	S	6-0	195	Fr.	HS	Montgomery, Ala. (St. James)
20	Taury Dixon	CB	5-9	165	Jr.	1L	Madison, Miss. (East Mississippi CC)
20	Lee Tanner	WR	5-11	180	RFr.	RS	Madison, Miss. (Madison-Ridgeland Academy)
21	Nick Gibson	RB	5-11	215	Sr.	3L	Birmingham, Ala. (Pinson Valley)
21	Jaylon Reed	CB	6-0	190	RFr.	RS	Olive Branch, Miss. (Olive Branch)
22	Nathan Pickering	DT	6-4	315	Fr.	HS	Mount Olive, Miss. (Seminary)
22	Lee Witherspoon	RB	5-10	205	Fr.	HS	Birmingham, Ala. (North Jackson)
23	Raymond Freeman	LS	6-2	225	So.	SQ	Cantonment, Fla. (J.M. Tate Senior)
23	J.P. Purvis	S	6-1	200	Fr.	HS	Pelahatchie, Miss. (Pelahatchie Attendance Center)
24	Dylan Lawrence	CB	6-4	190	Fr.	HS	George County, Miss. (George County)
24	Tristan Pisacane	WR	5-9	180	Jr.	SQ	Franklin, Tenn. (Centennial)
25	Somon Anderson	S	6-0	200	So.	SQ	New Orleans, La. (Brother Martin)
25	Brad Cumbest	TE	6-5	250	RFr.	RS	Hurley, Miss. (East Central)
26	Aadreekis Conner	S	6-2	210	So.	SQ	Port Gibson, Miss. (Port Gibson)
26	Jordan Lawless	K	6-0	200	Jr.	SQ	Lindale, Texas (Tyler [Texas] JC)
26	Alec Murphy	RB	6-0	230	Sr.	3L	Nixa, Mo. (Nixa)
27	Esaias Furdge	CB	5-11	180	RFr.	RS	Clarksdale, Miss. (Clarksdale)
27	Kody Schexnayder	P	5-10	195	Sr.	2L	River Ridge, La. (John Curtis)
28	Londyn Craft	S	6-0	200	So.	SQ	Rio Rancho, N.M. (IMG Academy)
29	C.J. Morgan	S	6-0	200	Jr.	2L	Bossier City, La. (Parkway)
30	Sh'mar Kilby-Lane	LB	6-2	230	Sr.	1L	Hollywood, Fla. (Copiah-Lincoln [Miss.] CC)
32	Brian Cole II	S	6-2	210	Sr.	1L	Saginaw, Mich. (East Mississippi CC)
32	Robert Rivers	RB	5-11	210	So.	1L	Ocala, Fla. (Trinity Catholic)
33	Joshua Short	CB	5-10	185	RFr.	RS	Greenville, Miss. (Northwest Rankin)
34	Sherman Timbs	DE	6-2	265	So.	SQ	Indianola, Miss. (Indianola Academy)
35	Landon Guidry	S	6-0	195	So.	1L	Spring Hill, Tenn. (Independence)
37	Tucker Day	P	6-0	210	So.	1L	Brentwood, Tenn. (Brentwood)
38	Cason Grant	WR	5-11	180	RFr.	RS	Abilene, Texas (Wylie)

2019 MISSISSIPPI STATE ROSTER

No.	Name	Pos.	Ht.	Wt.	Cl.	Exp.	Hometown (Previous School)
38	Fred Peters	S	5-10	200	Jr.	JC	Columbia, Miss. (Jones County [Miss.] JC)
39	Nathan Swanson	LS	6-5	230	Sr.	SQ	Norcross, Ga. (Norcross)
40	Erroll Thompson	LB	6-1	250	Jr.	2L	Florence, Ala. (Florence)
41	Tim Washington	LB	6-3	240	Sr.	3L	Yazoo City, Miss. (Yazoo City)
42	Marquiss Spencer	DE	6-4	285	Jr.	2L	Greenwood, Miss. (Greenwood)
43	Fletcher Adams	DE	6-2	265	Sr.	3L	Brandon, Miss. (Brandon)
44	Jett Johnson	LB	6-2	235	RFr.	RS	Tupelo, Miss. (Tupelo)
45	Devon Robinson	DT	6-4	295	RFr.	RS	Memphis, Tenn. (Whitehaven)
46	Cody Swanson	S	6-0	180	Fr.	HS	Madison, Miss. (Madison-Ridgeland Academy)
47	Jace Christmann	K	6-0	200	Jr.	2L	Houston, Texas (Memorial)
48	Scott Goodman	K	5-10	200	So.	1L	Brandon, Miss. (Brandon)
51	R.J. Jennings	LB	6-0	235	Jr.	RS	Birmingham, Ala. (Briarwood Christian)
51	Stewart Reese	OL	6-5	345	Jr.	2L	Fort Pierce, Fla. (Fort Pierce Central)
52	Kobe Jones	DE	6-4	270	Jr.	2L	Starkville, Miss. (Starkville)
54	Fabien Lovett	DT	6-4	315	RFr.	RS	Olive Branch, Miss. (Olive Branch)
55	Greg Eiland	OL	6-8	335	Jr.	2L	Philadelphia, Miss. (Philadelphia)
56	Dareuan Parker	OL	6-4	330	Jr.	2L	Olive Branch, Miss. (DeSoto Central)
57	John Garner	DE	6-4	230	RFr.	RS	Ridgeland, Miss. (St. Andrew's Episcopal)
58	Kameron Jones	OL	6-5	325	RFr.	RS	Starkville, Miss. (Starkville)
62	Matt Stanic	OL	6-4	345	Jr.	SQ	Madison, Miss. (Madison Central)
63	LaQuinston Sharp	OL	6-3	315	Jr.	JC	Columbus, Miss. (East Mississippi CC)
64	Thomas Cox	LS	6-0	185	Jr.	JC	Fulton, Miss. (Itawamba [Miss.] CC)
67	Paul Blackwell	LS	5-10	210	Jr.	RS	Pascagoula, Miss. (Resurrection Catholic)
67	Charles Cross	OL	6-5	270	Fr.	HS	Laurel, Miss. (Laurel HS)
69	Kwatrivous Johnson	OL	6-7	330	RFr.	RS	Greenwood, Miss. (Greenwood)
70	Tommy Champion	OL	6-5	320	Sr.	1L	Jackson, Miss. (Copiah-Lincoln [Miss.] CC)
72	Brandon Cunningham	OL	6-4	305	Fr.	HS	St. Martin, Miss. (St. Martin)
73	Darryl Williams	OL	6-3	310	Sr.	2L	Bessemer, Ala. (Bessemer City)
74	Nick Pendley	OL	6-4	310	Fr.	HS	Canton, Ga. (Creekview)
75	Michael Story	OL	6-4	300	Sr.	3L	Ripley, Miss. (Ripley)
76	Brevyn Jones	OL	6-4	280	Fr.	HS	Center Point, Ala. (Huffman)
77	Cordavien Suggs	OL	6-6	315	So.	SQ	Jackson, Miss. (Fletcher)
78	Tyre Phillips	OL	6-5	345	Sr.	1L	Grenada, Miss. (East Mississippi CC)
79	Evans Wilkerson	OL	6-5	310	Sr.	3L	Ridgeland, Miss. (Jackson Academy)
82	Farrod Green	TE	6-4	240	Sr.	3L	Wesson, Miss. (Wesson Attendance Center)
83	Quinton Torbor	WR	6-1	195	Fr.	HS	Destrehan, La. (Destrehan)
84	Jaden Crumedy	DT	6-5	300	RFr.	RS	Hattiesburg, Miss. (Oak Grove)
84	Dontea Jones	TE	6-4	250	Jr.	2L	McCool, Miss. (Jireh (N.C.) Prep)
85	Austin Williams	WR	6-3	200	So.	1L	Ocean Springs, Miss. (Ocean Springs)
88	Powers Warren	TE	6-3	245	So.	1L	Minnetonka, Minn. (Minnetonka Senior)
90	Lee Autry	DT	6-2	305	Sr.	1L	Albemarle, N.C. (Itawamba [Miss.] CC)
92	Kendell Jones	DT	6-4	300	Sr.	2L	Pinson, Ala. (Clay-Chalkville)
93	Cameron Young	DT	6-3	305	RFr.	RS	Crosby, Miss. (Franklin County)
98	Joseph Garner	DE	6-3	235	RFr.	RS	Ridgeland, Miss. (St. Andrew's Episcopal)
95	Allen Love	DT	6-2	285	So.	TR	Birmingham, Ala. (Louisville)
97	Reed Bowman	P	6-0	200	Jr.	TR	Magnolia, Texas (Texas Tech)
99	James Jackson	DT	6-3	315	So.	1L	Pascagoula, Miss. (Pascagoula)

PRONUNCIATION GUIDE

2	Jarrian Jones	JAR-ee-un
3	Devonta Jason	da-VON-tay
4	Izuchukwu King Ani	Iz-oooh-choo-kwoo
4	JaVonta Payton	ja-VON-tay
4	Dedrick Thomas	rhymes with red
5	Osirus Mitchell	o-SIGH-russ
9	Malik Dear	ma-LEAK
9	De'Monte Russell	DUH-mahn-tay
10	Keytaon Thompson	KEY-tahn
11	Jaquarius Landrews	ja-QUARE-ee-US
11	Geor'quarius Spivey	ja-QUARE-ee-US
12	Isaiah Zuber	ZOO-bur
13	Kyziah Pruitt	KUH-zeye-uh

18	Aaron Brule	BREW-lay
27	Esaias Furdge	ee-ZAH-yahs
27	Kody Schexnayder	SHEX-nye-dur
40	Erroll Thompson	AIR-uhl
47	Jace Christmann	CHRIST-man
55	Greg Eiland	rhymes with island
56	Dareuan Parker	DARE-ee-un
69	Kwatrivous Johnson	Kwa-TRAY-vee-us
77	Cordavien Suggs	COR-day-vee-uhn
78	Tyre Phillips	tie-REE
82	Farrod Green	fa-ROD
84	Dontea Jones	DAHN-tay

2019 MISSISSIPPI STATE COACHES

ON THE FIELD



JOE MOORHEAD

Head Coach
Second Season



TERRY RICHARDSON

Assistant Head Coach/Run
Game Coordinator/RBs
First Season



DEKE ADAMS

Defensive Line
First Season



TERRELL BUCKLEY

Cornerbacks
Fourth Season



MARCUS JOHNSON

Offensive Line
Second Season



MICHAEL JOHNSON

Wide Receivers
First Season



JOEY JONES

Special Teams Coordinator
Second Season



CHRIS MARVE

Defensive Run Game Coordinator/LBs
First Season

IN THE BOOTH



ANDREW BREINER

Pass Game Coordinator/QBs
Second Season



TONY HUGHES

Associate Head Coach/Tight Ends
Eighth Season (second stint)



BOB SHOOP

Defensive Coordinator/Safeties
Second Season