

MUSIC CITY BOWL

NISSAN STADIUM | DECEMBER 30, 2019



DARRIN WILLIAMS

KYLE HILL

ERROL THOMPSON

@HAILSTATEFB | HAILSTATE.COM



MISSISSIPPI STATE FOOTBALL

GAME 13: MUSIC CITY BOWL

MISSISSIPPI STATE BULLDOGS (6-6, 3-5 SEC)



LOUISVILLE CARDINALS (7-5, 5-3 ACC)

December 30, 2019 • 3 p.m. CT • Nashville, Tenn. • Nissan Stadium (69,143)

STORYLINES

- Mississippi State goes for its third straight victory when it meets Louisville of the Atlantic Coast Conference in the Franklin American Mortgage Music City Bowl on Monday, Dec. 30 from Nashville's Nissan Stadium. ESPN will televise the contest, which kicks off at 3 p.m. CT. Tom Hart (play-by-play), Jordan Rodger (analyst) and Cole Cubelic (sideline) will call the action.
- A win would give the Bulldogs its first three-game win streak to close a season since 2013 and just their third in the modern era since the end of World War II (the other was in 1976). In 2013, State outlasted both Arkansas and Ole Miss in overtime before dominating Rice 44-7 in the Liberty Bowl. MSU carried the momentum of its three straight victories into 2014, which began 9-0 and featured the school's first No. 1 ranking.
- Head coach **Joe Moorhead**, who has produced 14 on-field victories, is one of just two State coaches to lead the program to bowl games in his first two seasons on the job joining Jackie Sherrill (1991-92). Moorhead is also the second Bulldog coach since the end of World War II to own on-field wins in each of his first two Egg Bowls. His 14 victories are tied for the most by an MSU coach in his first two seasons since 1941. A win in the bowl would make him the winningest in two years at MSU since 1941.
- MSU is making its 23rd all-time bowl appearance and 10th straight. It will conclude the decade as one of only five SEC programs to go to a bowl every season from 2010-19, joining Alabama, Georgia, LSU and Texas A&M.
- The Bulldogs own a 13-9 bowl record, and it will be the second time that State plays in the Music City Bowl. The 2011 season saw Vick Ballard rush for 180 yards and two touchdowns in a 23-17 win over Wake Forest on Dec. 30 of that year.
- First Team All-SEC RB **Kylin Hill** announced on Dec. 12 that he will forego his senior season and enter the 2020 NFL Draft. One of the most dynamic running backs in MSU history, Hill intends to play his final game for the Bulldogs in the Music City Bowl against Louisville. Hill leads the league in rushing yards (1,347) and 100-yard rushing games (8) and ranks fifth in rushing touchdowns (10). He is one of seven Power 5 running backs with 1,300-plus rushing yards and 10-plus rushing touchdowns this season.
- True freshman QB **Garrett Shrader** is set to make his fifth career start against the Cardinals. Shrader will be the second true freshman to start at QB in a bowl game for MSU since 2007 and just the fourth in school history (**Keytaon Thompson**, Wesley Carroll, John Bond). In fact, Thompson's start in 2017 came against Louisville in the TaxSlayer Bowl. He guided the Bulldogs to a win in his first start, rushing for a season-high 147 yards on 27 carries and three touchdowns.
- Defensive linemen DT **Nathan Pickering** and DE **Chauncey Rivers** were the other Bulldogs who earned postseason All-SEC honors. Rivers was named to the Associated Press' second team, while Pickering garnered All-Freshman status from the league's coaches. The last three MSU defensive linemen to be named SEC All-Freshman are Pickering, Jeffery Simmons in 2016 and Chris Jones in 2013. With Rivers' selection, State has had at least one defensive lineman on the first or second team each of the last three years.

NUMBERS TO KNOW

45

RB **Kylin Hill** has 1,347 rush yards this year and needs 45 more to break Anthony Dixon's program record for the most in a single season

23

Through 12 games this season, 23 Bulldog freshmen have played in at least one game (13 true; 10 redshirt)

13

Mississippi State is one of 13 FBS schools to go to a bowl game every season this decade

203.4

Mississippi State has had one of the most dominant rushing attacks this decade, averaging 203.4 yards per game since 2010 (3rd in the SEC)

26

Mississippi State's 2019 roster features 26 student-athletes who are college graduates

37

Team captain C **Darryl Williams** will make his 37th career start on the o-line in the Music City Bowl, the final game of his college career

BROADCAST INFORMATION

TV: ESPN

Play-by-Play: Tom Hart
Analysts: Jordan Rodgers
Reporter: Cole Cubelic

RADIO: MSU SPORTS RADIO NETWORK

Play-by-Play: Neil Price
Analyst: Matt Wyatt
Sideline: Jay Perry

TEAM INFORMATION

MISSISSIPPI STATE

Head Coach: Joe Moorhead (Fordham, 1996)
Rankings: NR (CFP) / NR (AP) / NR (Coaches)
Overall Record: 44-24* (sixth season)
Overall On-Field Record: 52-24 (sixth season)
Mississippi State Record: 6-11* (second season)
Mississippi State On-Field Record: 14-11 (second season)

LOUISVILLE

Head Coach: Scott Satterfield (Appalachian State, 1996)
Rankings: NR (CFP) / NR (AP) / NR (Coaches)
Overall Record: 58-29 (seventh season)
Louisville Record: 7-5 (first season)

2019 MISSISSIPPI STATE SCHEDULE

Overall: 6-6 | SEC: 3-5 | H: 4-3 | A: 2-3 | N: 0-0

AUGUST (1-0)

31 at Louisiana (New Orleans) ESPNU W, 38-28

SEPTEMBER (2-2)

7 Southern Miss ESPNU W, 38-15

14 Kansas State ESPN L, 31-24

21 Kentucky * SEC Network W, 28-13

28 at #7/7 Auburn * ESPN L, 56-23

OCTOBER (0-3)

12 at Tennessee * SEC Network L, 20-10

19 #2/3 LSU * CBS L, 36-13

26 at Texas A&M * SEC Network L, 49-30

NOVEMBER (3-1)

2 at Arkansas * SEC Network W, 54-24

16 #5/4/4 Alabama * ESPN L, 38-7

23 Abilene Christian (HC) SEC Network Alternate W, 45-7

28 Ole Miss * ESPN W, 21-20

DECEMBER (0-0)

Music City Bowl (Nashville, Tenn.)

30 vs. Louisville ESPN 3 p.m.

MISSISSIPPI STATE COACHING STAFF

Joe Moorhead, head coach (2nd)
Tony Hughes, associate head coach/tight ends (8th, 2nd stint)*
Terry Richardson, assistant head coach/run game coord./RBs (1st)
Deke Adams, defensive line (1st)
Andrew Breiner, pass game coordinator/QBs (2nd)*
Terrell Buckley, cornerbacks (4th)
Marcus Johnson, offensive line (2nd)
Michael Johnson, wide receivers (1st)
Joey Jones, special teams coordinator (2nd)
Bob Shoop, defensive coordinator/safeties (2nd)*

* - denotes in the booth



MUSIC CITY BOWL DEPTH CHART

OFFENSE

WR (X)	1	Stephen Guidry	6-4	200	Sr.-1L
	18	Cameron Gardner	6-4	220	Fr.-RS
WR (H)	2	Dedrick Thomas	5-9	190	Sr.-3L
	12	Isaiah Zuber	6-0	190	Sr.-GTR
	85	Austin Williams	6-3	200	So.-1L
WR (Z)	5	Osirus Mitchell	6-5	210	Jr.-2L
	4	JaVonta Payton	6-1	180	Jr.-JC
	9	Malik Dear	5-9	220	Sr.-3L
LT	78	Tyre Phillips	6-5	345	Sr.-1L
	69	Kwatrivous Johnson	6-7	330	Fr.-RS
LG	56	Dareuan Parker	6-4	330	Jr.-2L
	75	Michael Story	6-4	300	Sr.-3L
C	73	Darryl Williams	6-3	310	Sr.-2L
	79	Evans Wilkerson	6-5	310	Sr.-3L
RG	51	Stewart Reese	6-5	345	Jr.-2L
	63	LaQuinston Sharp	6-3	315	Jr.-JC
RT	55	Greg Eiland	6-8	335	Jr.-2L
	70	Tommy Champion	6-5	320	Sr.-1L
TE	82	Farrod Green	6-4	240	Sr.-3L
	84	Dontea Jones	6-4	250	Jr.-2L
	-or-	11 Geor'quarius Spivey	6-5	250	Fr.-RS
	-or-	25 Brad Cumbest	6-5	250	Fr.-RS
	88	Powers Warren	6-3	245	So.-1L
RB	8	Kylin Hill	5-11	215	Jr.-2L
	21	Nick Gibson	5-11	215	Sr.-3L
	22	Lee Witherspoon	5-10	205	Fr.-HS
QB	6	Garrett Shrader	6-4	220	Fr.-HS
	7	Tommy Stevens	6-5	235	Sr.-GTR
	10	Keytaon Thompson	6-4	225	Jr.-2L

SPECIALISTS

PK	47	Jace Christmann	6-0	200	Jr.-2L
	26	Jordan Lawless	6-0	200	Jr.-SQ
KO	48	Scott Goodman	5-10	200	So.-1L
P	37	Tucker Day	6-0	210	So.-1L
	97	Reed Bowman	6-0	200	Jr.-TR
LS	67	Paul Blackwell	5-10	210	Jr.-RS
H	27	Kody Schexnayder	5-10	195	Sr.-2L
KR	12	Isaiah Zuber	6-0	190	Sr.-GTR
	-or-	9 Malik Dear	5-9	220	Sr.-3L
PR	9	Malik Dear	5-9	220	Sr.-3L

DEFENSE

LE	5	Chauncey Rivers	6-3	275	Sr.-1L
	17	Aaron Odom	6-3	270	So.-1L
DT	90	Lee Autry	6-2	305	Sr.-1L
	84	Jaden Crumedy	6-5	300	Fr.-RS
	22	Nathan Pickering	6-4	315	Fr.-HS
NG	54	Fabien Lovett	6-4	315	Fr.-RS
	99	James Jackson	6-3	315	So.-1L
RE	42	Marquiss Spencer	6-4	285	Jr.-2L
	52	Kobe Jones	6-4	270	Jr.-2L
WILL	6	Willie Gay Jr.	6-2	240	Jr.-2L
	10	Leo Lewis	6-2	245	Sr.-3L
	18	Aaron Brule	6-1	235	Fr.-RS
MIKE	40	Erroll Thompson	6-1	250	Jr.-2L
	41	Tim Washington	6-3	240	Sr.-3L
	30	Sh'mar Kilby-Lane	6-2	230	Sr.-1L
SAM	41	Tim Washington	6-3	240	Sr.-3L
	30	Sh'mar Kilby-Lane	6-2	230	Sr.-1L
STAR	38	Fred Peters	5-10	200	Jr.-JC
CB	1	Martin Emerson	6-2	195	Fr.-HS
	16	Korey Charles	5-10	180	Jr.-2L
FS	7	Marcus Murphy	6-1	200	So.-1L
	12	Shawn Preston Jr.	6-0	200	Fr.-RS
	19	Collin Duncan	6-0	195	Fr.-HS
SS	11	Jaquarius Landrews	6-0	200	Sr.-1L
	35	Landon Guidry	6-0	195	So.-1L
CB	2	Jarrian Jones	6-0	190	Fr.-HS
	-or-	13 Tyler Williams	6-2	175	So.-1L

PRONUNCIATION GUIDE

Aaron Brule	brew-LAY
Malik Dear	ma-LEAK
Jaquarius Landrews	ja-QUARE-ee-US
Jace Christmann	CHRIST-man
Jaden Crumedy	crum-eh-DEE
Greg Eiland	rhymes with island
Farrod Green	fa-ROD
Dontea Jones	dahn-TAY
Jarrian Jones	JAR-ee-un
Sh'mar Kilby-Lane	shuh-MAR
Kwatrivous Johnson	kwa-TRAY-vee-US
Osirus Mitchell	o-SIGH-russ
Dareuan Parker	DARE-ee-UN
JaVonta Payton	ja-VON-tay
Tyre Phillips	tie-REE
Kody Schexnayder	SHEX-nye-dur
Garrett Shrader	SHRAY-der
Geor'quarius Spivey	ja-QUARE-ee-US
Dedrick Thomas	rhymes with red
Erroll Thompson	AIR-uhl
Keytaon Thompson	KEY-tahn
Isaiah Zuber	ZOO-bur



THE MOORHEAD FILE

Hometown: Pittsburgh, Pa.

Education: Fordham University, 1996 (B.A. English)

Wife: Jennifer

Children: Donovan (12), Mason (16), Kyra (18)

Birthday: November 2, 1973

COACHING CAREER

2018-p: Mississippi State (Head Coach)

2016-17: Penn State (Offensive Coordinator/QBs)

2012-15: Fordham (Head Coach)

2011: Connecticut (Quarterbacks)

2009-10: Connecticut (Offensive Coordinator/QBs)

2006-08: Akron (Offensive Coordinator/Quarterbacks)

2005: Akron (Assistant HC/Pass Game & Recruiting Coord./WRs)

2004: Akron (WRs/Recruiting Coordinator/Punt Return)

2003: Georgetown (Offensive Coordinator/Quarterbacks)

2002: Georgetown (Pass Game Coordinator/Quarterbacks)

2001: Georgetown (Quarterbacks)

2000: Georgetown (Running Backs)

1999: Pittsburgh (Graduate Assistant/Defense)

1998: Pittsburgh (Graduate Assistant/Recruiting)

BOWL GAMES, PLAYOFF GAMES COACHED IN

2019: Music City Bowl (Mississippi State)

2018: Outback Bowl (Mississippi State)

2017: Rose Bowl (Penn State)

2015: FCS First Round (Fordham)

2014: FCS First, Second Round (Fordham)

2013: FCS First, Second Round (Fordham)

2011: Fiesta Bowl (Connecticut)

2010: PapaJohns.com Bowl (Connecticut)

2005: Motor City Bowl (Akron)

BY THE NUMBERS

14

Wins on the field by Moorhead, tying for the most in the first two years by a coach at MSU since 1941

2

Just the second coach in MSU history to lead the Bulldogs to a bowl game in his first two seasons, joining Jackie Sherrill (1991-92)

3

straight Top 25 signing classes produced by Moorhead, the first time that has happened in MSU history

JOE MOORHEAD

Second Season
@BallCoachJoeMo

33RD HEAD FOOTBALL COACH AT MISSISSIPPI STATE 2016 & 2017 NATIONAL OFFENSIVE COORDINATOR OF THE YEAR

When Mississippi State Director of Athletics John Cohen was charged with identifying the Bulldogs' 33rd head football coach, he was looking for a man with a pedigree as a winner, an innovator with a blue-collar work ethic and at the forefront, a 'ball coach.' From the beginning of the search, Joe Moorhead was the unequivocal leader. Moorhead, the 2016 and 2017 National Offensive Coordinator of the Year and the mastermind behind Penn State's offensive juggernaut, has guided the Bulldogs to back-to-back bowl games in his first two seasons.

Officially named head coach on November 29, 2017, Moorhead became just the second MSU head coach to win eight or more games on the field in his debut season and the first since College Football Hall of Famer Allyn McKeen in 1939. The 46-year-old played a pivotal role in conference championships at his four previous coaching stops, including Penn State (2016), Fordham (2014), Connecticut (2010) and Akron (2005).

Moorhead is one of just two State coaches to lead the program to bowl games in his first two seasons on the job, joining Jackie Sherrill (1991-92). He is also the second Bulldog coach since the end of World War II to own on-field wins in each of his first two Egg Bowls. His 14 on-field victories are tied for the most by an MSU coach in his first two seasons since 1941.

Moorhead's 2019 season is his 22nd in collegiate coaching and his sixth as a head coach. He owns a 52-24 (.684) overall on-field head coaching record and an 18-10 (.643) mark in conference games.

Despite a rash of injuries and playing one of the toughest schedules in the country, Moorhead's 2019 Bulldogs captured three of their last four games, including a thrilling 21-20 victory over rival Ole Miss on Thanksgiving night. Moorhead helped mold quarterback Garrett Shrader into one of the top true freshman signal callers in the country, while mentoring first-team All-SEC and conference rushing leader Kylin Hill. The two combined for 3,104 yards of total offense. For the second consecutive year, the Bulldogs boasted one of the top three rushing offenses in the conference. MSU averaged 226.9 yards per game on the ground led by Hill's 112.3, which also ranked 13th nationally.

In 2018, Moorhead's first State squad defeated two top-20 teams by double digits, won four out of its last five regular-season games and qualified for its first-ever Outback Bowl. The Bulldogs dominated then-No. 8 Auburn, 23-9, on Oct. 6, while quarterback Nick Fitzgerald accounted for 329 yards of total offense as State put away then-No. 16 Texas A&M, 28-13, on Oct. 28. MSU reclaimed the historic Golden Egg trophy when the Bulldogs throttled rival Ole Miss, 35-3, on Thanksgiving night in Oxford. It represented the largest margin of victory by a first-year MSU head coach in Egg Bowl history. State finished the year No. 25 in the

Coaches poll.

The Bulldogs then made a major impact in the winter and spring of 2019. A school-record eight MSU players were invited to the NFL Combine. In April, three Bulldogs were called in the first round of the 2019 NFL Draft – a first in program history – as Simmons went No. 19 overall (Tennessee), Sweat went No. 26 (Washington) and Abram followed at No. 27 (Oakland). State's three first-round selections tied with Clemson and Alabama for the most in the nation. MSU finished with a three-day total of five draft selections, including Jenkins going in the second round to Green Bay and Gerri Green being chosen by Indianapolis in the sixth round. The four defensive picks were the most in a single draft in school history. An additional seven other Bulldogs signed free agent contracts, including Fitzgerald with Tampa Bay.

Moorhead's recruiting prowess has been evident as well with three consecutive Top 25 classes, a first in school history. A year after signing the nation's No. 25 class after just a few weeks on the job, he hauled in the No. 24 ranked class in the spring of 2019 highlighted by the signing of Charles Cross, the first five-star offensive lineman prospect in MSU history and first overall offensive five star since 2002. On Dec. 18, 2019, Moorhead inked 22 prospects, including 17 from the state of Mississippi, to make up the No. 21 early class as ranked by ESPN.com. Moorhead's 16 four-star or greater signees were the most in a three-year span at MSU since at least 2000 when recruiting database rankings began (247Sports).

Off the field, Moorhead's group has been model citizens in the community and classroom. A total of 32 Bulldogs were recognized on the SEC Academic Honor Roll in his first season. The same fall as State finished in the Top 25 of the final polls, the Bulldogs posted the highest team GPA on record with a 2.84, as five student-athletes earned a perfect 4.0.

As a collegiate student-athlete at Fordham, Moorhead was a three-year starter at quarterback and a team captain as a senior. He was a second-team All-Patriot League pick as a senior, finishing 13th nationally in total offense. He graduated with school single-season records for completions and passing yards. Following his collegiate career, Moorhead spent time in the training camp of the Milwaukee Mustangs of the Arena Football League after playing the 1996 season for the Munich Cowboys of the E.F.A.F.

Moorhead received an English degree from Fordham in 1996. He and his wife, Jennifer, have three children: daughter Kyra (18), son Mason (16) and son Donovan (12). Moorhead, an avid Pittsburgh Steelers and Pirates fan, and his family are active members of the Starkville community.

MOORHEAD'S YEAR-BY-YEAR HEAD COACHING RECORD

Year	School	Overall	Conf.	Notable
2012	Fordham	6-5	0-0	Fordham first winning season since 2007
2013	Fordham	12-2	0-0	FCS Playoffs Second Round, No. 9 ranking
2014	Fordham	11-3	6-0	FCS Playoffs Second Round, No. 11 ranking
2015	Fordham	9-3	5-1	FCS Playoffs First Round, No. 19 ranking
2018	Mississippi State	0-5* (8-5 on field)	0-4* (4-4 on field)	Outback Bowl, No. 18 CFP ranking, No. 25 Coaches ranking
2019	Mississippi State	6-6	3-5	Music City Bowl, Second straight Egg Bowl win
TOTALS	(7th season)	44-24 (52-24 on field)	14-10 (18-10 on field)	
MSU Record	(2nd season)	6-11 (14-10 on field)	3-9 (7-9 on field)	
Fordham Record	(4 seasons)	38-13	11-1	

*wins vacated by the NCAA Committee on Infractions (Aug. 2019)

2019 HONORS AND AWARDS

2019 INDIVIDUAL HONORS

BRIAN COLE – SR. – S

Senior Bowl Invitee

MARTIN EMERSON – FR. – CB

PFF Freshman All-American Honorable Mention

FARROD GREEN – SR. – TE

NFLPA Bowl Invitee

PFF SEC Team of the Week (Week 1)

KYLIN HILL – JR. – RB

First Team All-SEC (AP)

Second Team All-SEC (Coaches)

Conerly Trophy Winner

PFF SEC Team of the Week (Week 1)

PFF National Team of the Week (Week 10)

SEC Offensive Player of the Week (vs. Arkansas)

KOBE JONES – JR. – DE

Wuerffel Trophy Nominee

All-State AFCA Good Works Team Nominee

JAQUARIUS LANDREWS – SR. – S

NFLPA Bowl Invitee

TYRE PHILLIPS – SR. – OL

NFLPA Bowl Invitee

PFF SEC Team of the Week (Week 1)

NATHAN PICKERING – FR. – DT

SEC All-Freshman (Coaches)

CHAUNCEY RIVERS – SR. – DE

Second Team All-SEC (AP)

NFLPA Bowl Invitee

GARRETT SHRADER – FR. – QB

SEC Freshman of the Week (vs. Kentucky)

TOMMY STEVENS – SR. – QB

East-West Shrine Game Invitee

DARRYL WILLIAMS – SR. – C

SEC Offensive Lineman of the Week (vs. Ole Miss)

SEC Co-Offensive Lineman of the Week (vs. Southern Miss)

East-West Shrine Game Invitee

Jason Witten Man of the Year Semifinalist

Senior CLASS Award Nominee

STAFF PLAYERS OF THE WEEK

AT LOUISIANA (AUG. 31)

Offense: RB Kylin Hill

Defense: CB Cameron Dantzler

Special Teams: P Tucker Day

Scout Team for Defense: QB Jalen Mayden

Scout Team for Offense: LB Nick Jarrett

Scout Team for Special Teams: S Cody Swanson

Student-Athletes: WR Quinton Torbor/Cody Swanson

SOUTHERN MISS (SEPT. 9)

Offense: RB Kylin Hill

Defense: DE Marquiss Spencer

Special Teams: WR JaVonta Payton

Scout Team for Defense: RB Robert Rivers

Scout Team for Offense: LB Willie Gay Jr.

Scout Team for Special Teams: S Somon Anderson

Student-Athletes: WR Isaiah Zuber/S Fred Peters

KENTUCKY (SEPT. 21)

Offense: RB Kylin Hill/QB Garrett Shrader

Defense: LB Erroll Thompson

Special Teams: P Tucker Day

Scout Team for Defense: WR Vincent Taylor

Scout Team for Offense: LB Jack Harris/CB Jaylon Reed

Scout Team for Special Teams: S Shawn Preston Jr.

Student-Athletes: DE Fletcher Adams/OL Cordavien Suggs

ARKANSAS (NOV. 2)

Offense: RB Kylin Hill

Defense: S Marcus Murphy

Special Teams: K Jace Christmann

Scout Team for Defense: RB Kareem Walker

Scout Team for Offense: S Cody Swanson

Scout Team for Special Teams: S J.P. Purvis

Student-Athletes: S Collin Duncan / C Darryl Williams

ABILENE CHRISTIAN (NOV. 23)

Offense: RB Kylin Hill

Defense: S Fred Peters / DT Nathan Pickering

Special Teams: P Tucker Day / WR JaVonta Payton

Scout Team for Defense: WR Tristan Pisacane

Scout Team for Offense: LB Willie Gay Jr.

Scout Team for Special Teams: S Cody Swanson

Student-Athletes: TE Powers Warren / OL Tyre Phillips

TOP 25 RANKINGS/ GAME-BY-GAME INFO

ASSOCIATED PRESS POLL (WEEK 16)

RK.	TEAM	REC.	POINTS
1.	LSU (47)	13-0	1535
2.	Ohio State (12)	13-0	1488
3.	Clemson (3)	13-0	1441
4.	Oklahoma	12-1	1364
5.	Georgia	11-2	1241
6.	Florida	10-2	1167
7.	Oregon	11-2	1141
8.	Baylor	11-2	1039
9.	Auburn	9-3	1011
10.	Alabama	10-2	1011
11.	Wisconsin	10-3	944
12.	Utah	11-2	909
13.	Penn State	10-2	888
14.	Notre Dame	10-2	709
15.	Memphis	12-1	675
16.	Minnesota	10-2	645
17.	Michigan	9-3	597
18.	Boise State	12-1	500
19.	Iowa	9-3	494
20.	Appalachian State	12-1	355
21.	Navy	9-2	246
22.	USC	8-4	195
23.	Cincinnati	10-3	183
24.	Air Force	10-2	97
25.	Oklahoma State	8-4	70

Others Receiving Votes: SMU 63, Virginia 55, Kansas State 50, Florida Atlantic 7, Texas A&M 7, Iowa State 5, Arizona State 5, UCF 5, California 4, Washington 3, North Dakota State 1

COACHES POLL (WEEK 16)

RK.	TEAM	REC.	POINTS
1.	LSU (46)	13-0	1605
2.	Ohio State (14)	13-0	1562
3.	Clemson (5)	13-0	1513
4.	Oklahoma	12-1	1430
5.	Georgia	11-2	1294
6.	Oregon	11-2	1189
7.	Florida	10-2	1172
8.	Baylor	11-2	1161
9.	Alabama	10-2	1092
10.	Utah	11-2	1005
11.	Wisconsin	10-3	988
12.	Penn State	10-2	967
13.	Auburn	9-3	962
14.	Notre Dame	10-2	771
15.	Memphis	12-1	667
16.	Minnesota	10-2	654
17.	Michigan	9-3	592
18.	Boise State	12-1	566
19.	Iowa	9-3	485
20.	Appalachian State	12-1	375
21.	Navy	9-2	234
22.	Cincinnati	10-3	233
23.	USC	8-4	189
24.	Air Force	10-2	151
25.	Virginia	9-4	73

Others Receiving Votes: Oklahoma State 64, SMU 61, Kansas State 20, Indiana 10, Louisiana 6, UCF 6, Florida Atlantic 6, San Diego State 5, Tennessee 4, Arizona State 3, Iowa State 3, Kentucky 3, Virginia Tech 2, California 1, Hawai'i 1

CFP RANKINGS (DEC. 8)

RK.	TEAM	REC.
1.	LSU	13-0
2.	Ohio State	13-0
3.	Clemson	13-0
4.	Oklahoma	12-1
5.	Georgia	11-2
6.	Oregon	11-2
7.	Baylor	11-2
8.	Wisconsin	10-3
9.	Florida	10-2
10.	Penn State	10-2
11.	Utah	11-2
12.	Auburn	9-3
13.	Alabama	10-2
14.	Michigan	9-3
15.	Notre Dame	10-2
16.	Iowa	9-3
17.	Memphis	12-1
18.	Minnesota	10-2
19.	Boise State	12-1
20.	Appalachian State	12-1
21.	Cincinnati	10-3
22.	USC	8-4
23.	Navy	9-2
24.	Virginia	9-4
25.	Oklahoma State	8-4

MISSISSIPPI STATE GAME-BY-GAME NOTABLES

Opponent	Time (CT)	TV	Location	Length	Won Coin Toss	Defer/Receive	Helmet/Jerseys/Pants	Attendance
at Louisiana	11:01 a.m.	ESPNU	New Orleans, LA	3:37	Louisiana	Defer	White/White/White	22,440
Southern Miss	2:32 p.m.	ESPNU	Starkville	3:08	MSU	Defer	White/Maroon/White	55,143
Kansas State	11:02 a.m.	ESPN	Starkville	3:29	Kansas State	Defer	Maroon/Maroon/Gray	54,522
Kentucky	3:01 p.m.	SECN	Starkville	3:19	MSU	Defer	White/Maroon/White	54,556
at Auburn	6:10 p.m.	ESPN	Auburn, AL	3:30	Auburn	Defer	Maroon/White/Maroon	87,451
at Tennessee	12:03 p.m.	SECN	Knoxville, TN	2:56	Tennessee	Defer	White/White/White	85,462
LSU	2:39 p.m.	CBS	Starkville	3:17	LSU	Defer	White/Maroon/Maroon	59,282
at Texas A&M	11:03 p.m.	SECN	College Station, TX	3:27	Texas A&M	Defer	Maroon/White/Gray	102,025
at Arkansas	3:03 p.m.	SECN	Fayetteville, AR	3:05	Arkansas	Defer	White/White/White	52,256
Alabama	11:02 a.m.	ESPN	Starkville	3:11	MSU	Defer	Maroon/Maroon/Maroon	57,607
Abilene Christian	6:39 p.m.	SECN Alt.	Starkville	3:21	ACU	Defer	Maroon/Black/Black	54,638
Ole Miss	6:32 p.m.	ESPN	Starkville	3:12	Ole Miss	Defer	Maroon/Maroon/Maroon	57,529

TRENDS / TOP GAMES / MSU IN NFL

MSU TRENDS / RECORD WHEN

	2019	Moorhead	Streak
August	1-0	1-0	W1
September	2-2	5-4	L1
October	0-3	2-4	L3
November	3-1	6-2	W2
December-January	0-0	0-1	L1

MSU's Conference Record...

at home	2-2	5-3	W1
on the road	1-3	2-6	W1

MSU's Non-Conference Record...

at home	2-1	5-1	W1
on the road	1-0	2-0	W3
neutral	0-0	0-1	L1

MSU vs. Ranked Opponents...

overall	0-3	2-5	L4
at home	0-2	2-2	L2
on the road	0-1	0-3	L9
neutral	0-0	0-0	L3
vs. Top 10	0-2	1-5	L6

MSU's Record in Games...

decided by 7 pts or less	1-1	1-3	W1
decided by 3 pts or less	1-0	1-0	W1
Road during the day	2-2	3-3	W1
Road at night	0-1	1-3	L1
Home during the day	2-3	3-3	L2
Home at night	2-0	7-1	W5

MSU's Record When Scoring...

less than 21 points	0-4	0-8	L10
21 or more points	6-3	14-4	W3
24 or more points	5-2	12-2	W2
30 or more points	4-1	10-1	W2

MSU's Record When Allowing...

less than 21 points	4-1	12-3	W2
21 or more points	3-2	8-5	L1
24 or more points	3-3	3-6	L1
30 or more points	0-4	0-4	L4

MSU's Record When...

MSU scores first	6-0	12-3	W6
Opponent scores first	0-3	2-7	L7
Leading after the 1st qtr	5-0	11-2	W5
Trailing after the 1st qtr	0-5	0-7	L8
Leading at halftime	5-0	12-1	W9
Trailing at halftime	0-5	1-8	L7
Leading after the 3rd qtr	6-1	14-1	W4
Trailing after the 3rd qtr	0-5	0-8	L8

MSU's Record With...

less than 300 yards	0-2	0-6	L10
400+ yards total offense	3-1	10-1	W1
500+ yards total offense	1-0	5-0	W5
600+ yards total offense	1-0	3-0	W6
less than 100 yards rush	0-0	0-2	L5
100+ yards rushing	5-6	13-9	W2
150+ yards rushing	5-3	12-5	W2
200+ yards rushing	5-2	12-3	W2
250+ yards rushing	3-0	9-0	W10
less than 200 yards pass	4-4	8-9	W1
300+ yards passing	0-0	1-0	W1
350+ yards passing	0-0	1-0	W6
400+ yards passing	0-0	0-0	W2
450+ yards passing	0-0	0-0	W1

TOP GAMES

200-YARD PASSING GAMES

Garrett Shrader, Fr., QB (2, 2 in 2019)

238, LSU, 2019

209, at Auburn, 2019

Tommy Stevens, Sr., QB (1, 1 in 2019)

236, at Louisiana, 2019

Keytaon Thompson, Jr., QB (1)

364, Stephen F. Austin, 2018

100-YARD RUSHING GAMES

Kylin Hill, Jr., RB (11, 8 in 2019)

234, at Arkansas, 2019

211, at Kansas State, 2018

197, at Louisiana, 2019

153, Abilene Christian, 2019

150, at Texas A&M, 2019

132, Ole Miss, 2019

126, Auburn, 2018

123, Southern Miss, 2019

120, Kentucky, 2019

111, Kansas State, 2019

108, at Ole Miss, 2018

Keytaon Thompson, Jr., QB (3)

147, Louisville, 2017

121, Ole Miss, 2017

109, Stephen F. Austin, 2018

Garrett Shrader, Fr., QB (1, 1 in 2019)

125, Kentucky, 2019

Nick Gibson, Sr., RB (1, 1 in 2019)

129, at Arkansas, 2019

100-YARD RECEIVING GAMES

Stephen Guidry, Sr., WR (1)

130, Texas A&M, 2018

Osirus Mitchell, Jr., WR (1)

114, Stephen F. Austin, 2018

BULLDOGS IN THE NFL

Name	at MSU	Team	Year	Pos.
Johnathan Abram - IR	2017-18	Oakland	R	S
Denico Autry	2012-13	Indianapolis	6	DT/DE
Hunter Bradley	2012-17	Green Bay	2	LS
Fred Brown	2014-15	Denver	1	WR
Richie Brown - IR	2012-16	Atlanta	1	LB
Deion Calhoun	2014-18	Miami	R	OG
Taveze Calhoun - IR	2011-15	Atlanta	1	CB
Logan Cooke	2014-17	Jacksonville	2	P
Fletcher Cox*^	2009-11	Philadelphia	8	DT
J.T. Gray	2014-17	New Orleans	2	DB
Gerri Green - #	2014-18	Indianapolis	R	LB
Braxton Hoyett - #	2014-18	Kansas City	R	DT
Gabe Jackson*	2009-13	Oakland	6	OG
Elgton Jenkins	2014-18	Green Bay	R	OG
Justin Johnson - IR	2015-18	Seattle	R	TE
Malcolm Johnson - IR	2010-14	Green Bay	3	FB
Chris Jones**^	2013-15	Kansas City	4	DT
Kyle Love	2006-09	Carolina	8	DT
Benardrick McKinney*	2011-14	Houston	5	LB
Mark McLaurin - IR	2015-18	New York	R	LB
Pernell McPhee - IR	2009-10	Baltimore	9	LB
Dak Prescott*	2011-15	Dallas	4	QB
Martinas Rankin - IR	2015-17	Kansas City	2	OT
Will Redmond	2012-15	Green Bay	4	S
Jeffery Simmons	2016-18	Tennessee	R	DL
Darius Slay**^	2011-12	Detroit Lions	7	CB
Preston Smith*	2011-14	Green Bay	5	LB
Montez Sweat	2017-18	Washington	R	R
Jordan Thomas - IR	2016-17	Houston	2	TE
K.J. Wright*	2007-10	Seattle	9	LB

* - 2018 Regular Starter

^ - 2019 Pro Bowl Selection

IR - Injured Reserved

- Practice Squad

FROM STATE
TO SUNDAYS

INSIDE THE SERIES VS. LOUISVILLE

SERIES SUPERLATIVES

Most points scored by Mississippi State: 56 in 1974
Most points scored by Louisville: 27 in 2017
Largest margin of victory by Mississippi State: +49 in 1974
Largest margin of victory by Louisville: none
Longest winning streak by Mississippi State: 5 games
Longest winning streak by Louisville: none
Last win by Mississippi State: 31-27 in 2017
Last win by Louisville: none
Current winning streak: 5 games by MSU

SERIES GAME-BY-GAME

MSU LEADS, 3-2

10/20/1973:	MSU, 18-7	at Louisville, Ky.
10/26/1974:	MSU, 56-7	at Starkville
10/25/1975:	*MSU, 28-14	at Louisville, Ky.
9/18/1976:	*MSU, 30-21	at Starkville
12/30/2017	MSU, 31-27	at Jacksonville, Fla.

at Starkville: Tied, 1-1

at Louisville: Tied, 1-1

at Jacksonville (TaxSlayer Bowl): MSU, 1-0

* - Denotes wins which were forfeited by MSU due to NCAA infraction

TOP INDIVIDUAL PERFORMANCES

INDIVIDUAL 100-YARD RUSHING GAMES (5)

Yds.	Player	Date	Att.
147	Keytaon Thompson	12-30-2017	27
146	Walter Packer	10-25-1975	29
132	Dennis Johnson	9-18-1976	17
120	Walter Packer	10-26-1974	11
113	Wayne Jones	10-20-1973	23

MSU VS. ACC IN BOWL GAMES

MSU LEADS, 6-3

12-21-1963 – MSU 16, NC State 12
 Philadelphia, Penn. (Liberty Bowl)

12-28-1974 – MSU 26, North Carolina 24
 El Paso, Texas (Sun Bowl)

1-1-1993 – #19 North Carolina 21, #24 MSU 17
 Atlanta, Ga. (Peach Bowl)

1-2-1995 – #23 NC State 28, #16 MSU 24
 Atlanta, Ga. (Peach Bowl)

12-30-1999 – #15 MSU 17, Clemson 7
 Atlanta, Ga. (Peach Bowl)

12-30-2011 – MSU 23, Wake Forest 17
 Nashville, Tenn. (Music City Bowl)

12-30-2014 – #9 Georgia Tech 49, #7 MSU 34
 Miami, Fla. (Orange Bowl)

12-30-15 - MSU 51, NC State 28
 Charlotte, N.C. (Belk Bowl)

12-30-17 - #23 MSU 31, Louisville 27
 Jacksonville, Fla. (TaxSlayer Bowl)

SERIES NOTABLES: MSU VS. LOUISVILLE

MSU and Louisville are meeting for the sixth time and State leads the series 3-2 ... The Bulldogs won all five previous meetings on the field but victories in 1975 and 1976 were vacated due to playing an ineligible player ... The NCAA ruled that 19 MSU wins from 1975-77 had to be forfeited ... MSU has outscored Louisville 163-76 in those five previous meetings ... The two teams are meeting for the second time since Sept. 18, 1976 when the Bulldogs racked up 476 yards to post a 30-21 win in Starkville ... That game was later forfeited ... The two coaches in that contest were Vince Gibson of Louisville and Bob Tyler of Mississippi State ... In 2017, the Bulldogs won their third straight bowl game when they defeated Louisville, 31-27, in the TaxSlayer Bowl on Dec. 30 at Everbank Field. They were coached by interim coach Greg Knox, who took over the program for December following Dan Mullen's departure. The Bulldogs recorded the ninth nine-win season in program history.

2019 TEAM COMPARISONS

Statistic	MISSISSIPPI STATE			LOUISVILLE		
	Value	FBS	SEC	Value	FBS	ACC
3rd Down Conversion Pct	0.391	74	8	0.423	39	5
3rd Down Conversion Pct Defense	0.374	49	8	0.38	54	9
4th Down Conversion Pct	0.412	106	11	0.636	21	2
4th Down Conversion Pct Defense	0.563	85	11	0.455	41	3
Blocked Kicks	-	-	-	-	-	-
Blocked Kicks Allowed	0	1	1	1	30	6
Blocked Punts	-	-	-	-	-	-
Blocked Punts Allowed	0	1	1	1	78	9
Completion Percentage	0.585	81	7	0.581	84	10
Defensive TDs	2	30	6	1	47	5
Fewest Penalties	70	48	5	87	106	11
Fewest Penalties Per Game	5.83	52	6	7.25	111	11
Fewest Penalty Yards	558	28	2	730	95	11
Fewest Penalty Yards Per Game	46.5	31	3	60.83	98	11
First Downs Defense	241	48	9	262	85	10
First Downs Offense	256	67	8	240	85	9
Fumbles Lost	11	107	13	9	77	8
Fumbles Recovered	13	3	1	9	34	5
Kickoff Return Defense	19.53	41	7	22.3	96	9
Kickoff Returns	17.55	112	14	27.97	4	2
Net Punting	37.75	80	10	38.71	56	9
Passes Had Intercepted	10	70	10	9	55	6
Passes Intercepted	10	55	6	7	97	12
Passing Offense	176	112	12	228	70	10
Passing Yards Allowed	241.3	92	13	235.3	84	8
Passing Yards per Completion	12.5	58	5	16.99	4	1
Punt Return Defense	9.39	91	7	4.89	26	3
Punt Returns	4.36	112	14	12.47	21	3
Red Zone Defense	0.796	38	6	0.833	63	8
Red Zone Offense	0.854	54	6	0.825	74	10
Rushing Defense	148.6	56	10	210.8	115	13
Rushing Offense	226.9	18	3	214.1	23	3
Sacks Allowed	2.25	78	11	2.92	113	9
Scoring Defense	28.1	68	12	33.8	111	14
Scoring Offense	27.6	75	7	32.7	40	3
Tackles for Loss Allowed	5.42	46	10	9.67	129	14
Team Passing Efficiency	132.36	78	6	169.14	9	1
Team Passing Efficiency Defense	143.72	91	12	143.38	90	12
Team Sacks	1.83	83	11	1.92	79	12
Team Tackles for Loss	5.2	96	11	5.7	78	13
Time of Possession	31:55	26	3	31:26	34	2
Total Defense	389.9	68	10	446.1	107	12
Total Offense	402.9	65	7	442.1	36	5
Turnover Margin	0.17	52	6	-0.17	81	8
Turnovers Gained	23	12	2	16	76	10
Turnovers Lost	21	100	13	18	66	8

INSIDE THE SERIES VS. LOUISVILLE

LAST GAME VS. LOUISVILLE

Louisville **27**
#23/24/23 MSU **31**

Mississippi State

RUSHING	Att.	Gain	Lost	Net	TD	Long	Avg.
Keytaon Thompson	27	155	8	147	3	24	5.4
Aeris Williams	12	88	0	88	1	20	7.3
Kylin Hill	8	39	10	29	0	16	3.6
Nick Gibson	6	13	0	13	0	5	2.2
Jesse Jackson	1	1	0	1	0	1	1.0
Team	1	0	1	-1	0	0	-1.0

PASSING	Com	Att	Int	Yds	TD	Long	Sacks
Keytaon Thompson	11	20	1	127	0	29	2

RECEIVING	No.	Yds.	TD	Long
Jesse Jackson	3	38	0	20
Jordan Thomas	2	36	0	29
Reggie Todd	2	32	0	17
Jamal Couch	2	28	0	20
Dedrick Thomas	2	-7	0	0

PUNTING	No.	Yds.	Avg.	Long	I20	TB
Logan Cooke	4	164	41.0	44	1	1

FIELD GOALS	Att.	Made	Long	KICKS
Jace Christmann	2	1	23	made 23; missed 42

Punts				Kickoffs			Intercepted		
ALL RETURNS	No.	Yds.	Lg.	No.	Yds.	Lg.	No.	Yds.	Lg.
Reggie Todd	0	0	0	1	31	31	0	0	0
Dedrick Thomas	0	0	0	5	110	34	0	0	0
Gabe Myles	3	11	17	0	0	0	0	0	0
Cameron Dantzler	0	0	0	0	0	0	1	15	15
Mark McLaurin	0	0	0	0	0	0	3	42	30

Louisville

RUSHING	Att.	Gain	Lost	Net	TD	Long	Avg.
Lamar Jackson	24	200	42	158	1	75	6.6
Reggie Bonnafon	7	21	8	13	0	9	1.9
Malik Williams	5	13	0	13	0	5	2.6
Dae Williams	3	4	1	3	0	3	1.0

PASSING	Com	Att.	Int.	Yds.	TD	Long	Sacks
Lamar Jackson	13	31	4	171	2	35	6

RECEIVING	No.	Yds.	TD	Long
Jaylen Smith	7	107	1	35
Seth Dawkins	3	38	0	18
Charles Standberry	2	10	1	5
Kemari Averett	1	16	0	16

PUNTING	No.	Yds.	Avg.	Long	I20	TB
Mason King	4	169	42.2	49	1	0

FIELD GOALS	Att.	Made	Long	KICKS
Nick Dowd	3	2	31	made 31, 23; missed 37

Punts				Kickoffs			Intercepted		
ALL RETURNS	No.	Yds.	Lg.	No.	Yds.	Lg.	No.	Yds.	Lg.
Seth Dawkins	0	0	0	3	50	22	0	0	0
Chucky Williams	0	0	0	0	0	0	1	1	1
Reggie Bonnafon	1	9	9	0	0	0	0	0	0

MSU Ousts Louisville For 31-27 TaxSlayer Bowl Win

With an interim coaching staff led by Greg Knox at the helm and injuries keeping key players off the field, Mississippi State defied the odds and used big plays on both sides of the ball to defeat Louisville, 31-27, and earn a TaxSlayer Bowl victory. With Nick Fitzgerald out with an ankle injury, true freshman Keytaon Thompson made his first career start and put on a record-breaking performance in the win. Thompson finished 11-of-20 passing for 127 yards and one interception. Thompson would set an MSU bowl record with 27 rushing attempts for 147 yards and three rushing scores, which tied Vick Ballard and Dontae Walker for the MSU bowl record. Ultimately, MSU racked up 404 yards of offense behind Thompson's leadership. MSU's defense kept Heisman Trophy winner Lamar Jackson in check with six pass break-ups, six sacks and four interceptions. Safety Mark McLaurin was named the TaxSlayer Bowl MVP after recording three interceptions to set an MSU bowl record. UL led 21-17 at halftime and 24-17 through three quarters, but State rallied to outscore Louisville 14-3 in the final period on the strength of two of Thompson's three rushing touchdowns as well as two of McLaurin's three interceptions.

Louisville	7	14	3	3	- 27
Mississippi State	14	3	0	14	- 31

1st	10:47	MSU	Aeris Williams 5 yd run (Jace Christmann kick)
	06:35	LOU	Charles Standberry 5 yd pass from Lamar Jackson (Blanton Creque kick)
	03:11	MSU	Keytaon Thompson 14 yd run (Jace Christmann kick)
2nd	10:29	LOU	Lamar Jackson 13 yd run (Blanton Creque kick)
	04:21	MSU	Jace Christmann 23 yd field goal
	00:19	LOU	Jay Smith 11 yd pass from Lamar Jackson (Blanton Creque kick)
3rd	03:14	LOU	Blanton Creque 23 yd field goal
4th	13:22	MSU	Keytaon Thompson 2 yd run (Jace Christmann kick)
	07:38	LOU	Blanton Creque 31 yd field goal
	03:39	MSU	Keytaon Thompson 1 yd run (Jace Christmann kick)

Team Stats

	LOU	MSU
FIRST DOWNS	20	23
Rushing	7	18
Passing	9	4
Penalty	4	1
NET YARDS RUSHING	187	277
Rushing Attempts	39	55
Average Per Rush	4.8	5.0
NET YARDS PASSING	171	127
Completions-Attempts-Int	13-31-4	11-20-1
Average Per Attempt	5.5	6.3
Average Per Completion	13.2	11.5
TOTAL OFFENSE YARDS	358	404
Total offense plays	70	75
Average Gain Per Play	5.1	5.4
Fumbles: Number-Lost	1-0	2-2
Penalties: Number-Yards	6-42	11-100
PUNTS-YARDS	4-169	4-164
KICKOFFS-YARDS	6-353	5-310
Punt returns: Number-Yards-TD	1-9-0	3-11-0
Kickoff returns: Number-Yds-TD	3-50-0	6-141-0
Interceptions: Number-Yds-TD	1-1-0	4-57-0
Fumble Returns: Number-Yds-TD	0-0-0	0-0-0
Possession Time	30:21	29:39
Third-Down Conversions	4 of 16	7 of 15
Fourth-Down Conversions	3 of 3	1 of 2
Red-Zone Scores-Chances	5-6	5-5
Sacks By: Number-Yards	2-8	6-42
PAT Kicks	3-3	4-4
Field Goals	2-3	1-2
Points off turnovers	10	10

NOTEBOOK

A DECADE OF BOWLS

Mississippi State is one of 13 FBS schools to go to a bowl every season this decade (2010-19). The Bulldogs are one of five SEC teams to achieve the feat, and they are one of 11 Power 5 programs to do it. Prior to the current school-record streak, MSU's longest bowl streak was three from 1998-2000.

The list: Mississippi State, Alabama, Boise State, Clemson, Georgia, LSU, Oklahoma, Oklahoma State, San Diego State, Texas A&M, Virginia Tech, Washington, Wisconsin

MOORHEAD JOINS ELITE BATTLE FOR GOLDEN EGG COMPANY

Joe Moorhead became just the second MSU head coach since the end of World War II to defeat Ole Miss in his first two meetings, after the Bulldogs topped the Rebels 21-20 on Thanksgiving night. Dan Mullen won his first three meetings against the Rebels from 2009-11. Moorhead won his debut Egg Bowl 35-3 last year in Oxford, representing the largest margin of victory ever by a first-year MSU head coach in the rivalry contest. Seven Bulldog coaches in the 120-year history of the program have defeated Ole Miss in their first two meetings. The list is below:

Head Coach	Years Won
Fred Furman	1907-08
E.C. Hayes	1915-16
Sid Robinson	1917-18 (won first three)
Fred Holtkamp	1920-21
Earl Able	1923-24
Allyn McKeen*	1939-40 (won first four)
Dan Mullen	2009-10 (won first three)
Joe Moorhead	2018-19

* - denotes College Football Hall of Famer

26 GRADUATES ON MSU'S ROSTER

Name	Pos.	Degree
Fletcher Adams	DE	Interdisciplinary Studies
Lee Autry	DT	Interdisciplinary Studies
Logan Burnett	QB	Management
Tommy Champion	OL	Interdisciplinary Studies
Brian Cole II	S	Interdisciplinary Studies
Malik Dear	WR	Kinesiology
Nick Gibson	RB	Kinesiology/Sport Studies
Farrod Green	TE	Human Development & Family Sciences
Stephen Guidry	WR	Interdisciplinary Studies
Kendell Jones	DT	Human Development & Family Sciences
Kobe Jones	DE	Business Administration
Jaquarius Landrews	S	Interdisciplinary Studies
Jordan Lawless	K	Management
Leo Lewis	LB	Interdisciplinary Studies
C.J. Morgan	S	Political Science
Alec Murphy	RB	Marketing
Tyre Phillips	OL	Human Development & Family Sciences
Chauncey Rivers	DE	Interdisciplinary Studies
Maurice Smitherman	CB	Human Development & Family Sciences
Tommy Stevens	QB	Telecommunications ^
Michael Story	OL	Kinesiology
Dedrick Thomas	WR	Psychology
Tim Washington	LB	Industrial Technology
Evans Wilkerson	OL	Accounting
Darryl Williams	OL	Human Development & Family Sciences
Isaiah Zuber	WR	Sociology/Criminology +

^ - degree earned at Penn State

+ - degree earned at Kansas State



BOWL WINS BY SEC TEAMS SINCE 2015

MSU's three bowl wins since 2015 are tied with Georgia and LSU for the second-most in the SEC during that span.

Team	Bowl Wins
Alabama*	6
Mississippi State	3
Georgia*	3
LSU	3
Auburn	2
Florida	2
Tennessee	2
Arkansas	1
Kentucky	1
Ole Miss	1
South Carolina	1
Texas A&M	1
Missouri	0
Vanderbilt	0

* - includes wins in College Football Playoff semifinal + final games

SENIOR CLASS LOOKS FOR 30TH WIN

The win against Ole Miss in the regular-season finale was the 2019 senior class' 29th win. A victory on Dec. 30 against Louisville would make the seniors the 11th 30-win senior class in program history.

30-Win MSU Senior Classes

Season	Record
1942	34-5-2
2015	34-15
2017	34-17
2000	33-15
2018	32-20
2014	32-21
2013	31-19
2016	31-20
1941	30-9-2
1999	30-17

PLAYING IN AN NFL STADIUM FOR 10TH STRAIGHT SEASON

MSU has played at least one game in an NFL stadium for 10 straight seasons. Since 2010, the Bulldogs have played at EverBank Field in Jacksonville (three times), Nissan Stadium in Nashville (once), NRG Stadium in Houston (once), Bank of America Stadium in Charlotte (once), Gillette Stadium in Foxborough (once), Sun Life Stadium in Miami (once), Raymond James Stadium (once) and Mercedes-Benz Superdome. State is 6-4 in those nine games. The Music City Bowl will mark the second time this season that the Bulldogs have played in an NFL stadium.

Date	Stadium (NFL team)	Opponent	Result
8-31-2019	Mercedes-Benz Superdome (Saints)	Louisiana	W, 38-28
1-1-2019	Raymond-James Stadium (Buccaneers)	Iowa	L, 27-22
12-30-2017	EverBank Field (Jaguars)	Louisville	W, 31-27
9-24-2016	Gillette Stadium (Patriots)	UMass	W, 47-35
12-30-2015	Bank of America Stadium (Panthers)	NC State	W, 51-28
12-31-2014	Sun Life Stadium (Dolphins)	Georgia Tech	L, 49-34
8-31-2013	NRG Stadium (Texans)	Oklahoma State	L, 21-3
1-1-2013	EverBank Field (Jaguars)	Northwestern	L, 34-20
12-30-2011	Nissan Stadium (Titans)	Wake Forest	W, 23-17
1-1-2011	EverBank Field (Jaguars)	Michigan	W, 52-14

MOORHEAD TRYING TO MAKE HISTORY

A win in the Music City Bowl would give **Joe Moorhead** his 15th on-field victory at MSU, making him the winningest Bulldog head coach in his first two seasons since College Football Hall of Famer Allyn McKeen won a school-record 19 from 1940-41. Currently, Moorhead's 14 victories are tied with Dan Mullen (2009-10) and Jackie Sherrill (1991-92) for the most in the first two years of a head coaching tenure since McKeen's standard in 1940-41. McKeen holds the school record for most wins in the first two seasons, while Ralph Sasse (1935-36) is second with 15, a mark Moorhead could tie.

TOUGH SCHEDULE

According to the Sagarin rankings, MSU played the seventh-toughest schedule in the nation and the third-toughest in the SEC behind South Carolina and Auburn. The Bulldogs were one of seven bowl teams who played nine bowl eligible teams during the 12-game regular season, joining Auburn, Buffalo, BYU, Louisville, Miami and Tennessee. Three of State's six victories came against bowl appearing teams, including Kentucky, Louisiana and Southern Miss.

TENNESSEE BULLDOGS

Several Bulldogs will be making a return to their home state in the Music City Bowl, including Nashville native wide receiver **JaVonta Payton**. Payton, a junior college prospect in his first season, was a first team all-state selection at Hillsboro High School in Nashville. Punter **Tucker Day** is from nearby Brentwood and grew up a Nashville Predators fan. Wide receiver **Dedrick Thomas** (Memphis), walk-on wide receiver **Tristan Pisacane** (Franklin), safety **Landon Guidry** (Spring Hill), defensive tackle **Devon Robinson** (Memphis) all hail from Tennessee. Defensive coordinator **Bob Shoop** spent many years in Tennessee, including three seasons as the defensive coordinator and safeties coach at Vanderbilt from 2011-13. He also coaches two seasons at Tennessee in Knoxville.

LOUISVILLE CONNECTIONS

MSU cornerbacks coach **Terrell Buckley** spent two seasons in the same role at Louisville from 2014-15 under former Bulldog defensive coordinator Todd Grantham.

MOORHEAD VS. NON-CONFERENCE

Joe Moorhead owns a 7-2 record vs. non-conference teams in his two seasons at Mississippi State, including a 3-1 mark this year. The Bulldogs have outscored non-SEC teams 362-137 under his watch.

MOST SUCCESSFUL DECADE IN MSU HISTORY

MSU will play one final game in the 2010's on Dec. 30, wrapping up the most successful decade in program history. Since 2010, State owns a 79-60 (.568) record on the field, appearing in a bowl every season, finishing in the final polls four times (2010, 2014, 2017, 2018) and producing 15 All-American honors and 37 first or second-team All-SEC selections. The highlight of the decade came in 2014 when the Bulldogs went from unranked to No. 1 faster than any team in college football history and spending five consecutive weeks at the top spot. The previous decade for most victories was the 1990s with 64.

FROM STATE TO SUNDAYS

Bulldogs continue to dominate NFL rosters in 2019 with over 30 players on active rosters or practice squads. Five current active Bulldogs have been selected to the Pro Bowl during their careers, including Dallas Cowboys starting quarterback Dak Prescott, Philadelphia Eagles defensive tackle Fletcher Cox, Houston Texans linebacker Benardrick McKinney, Detroit Lions cornerback Darius Slay and Seattle Seahawks linebacker K.J. Wright. In the spring of 2019, a school-record eight Bulldogs were invited to the NFL Combine. In April, three MSU players were called in the first round of the 2019 NFL Draft – a first in program history – as Jeffery Simmons (No. 19 – Tennessee), Montez Sweat (No. 26 – Washington) and Johnathan Abram (No. 27 – Oakland) were all selected.

FIVE TEAM CAPTAINS

The five 2019 team captains are safety **Brian Cole II**, punter **Kody Schexnayder**, quarterback **Tommy Stevens**, linebacker **Erroll Thompson** and center **Darryl Williams**. The captains are selected in a vote entirely by their teammates. Thompson and Williams were tabbed captains following MSU's spring game on April 13. Cole, Schexnayder and Stevens were revealed on Aug. 25 following a vote during preseason camp.

20 BULLDOGS HAVE MADE THEIR FIRST CAREER START IN 2019

Bulldogs making their first career start this season (20 – 10 offense, 10 defense): DE **Chauncey Rivers** (at Louisiana), DT **Jaden Crumedy** (at Louisiana), DT **Fabien Lovett** (at Louisiana), DE **Marquiss Spencer** (at Louisiana); LT **Tyre Phillips** (at Louisiana), LG **Dareuan Parker** (at Louisiana), WR **Cameron Gardner** (at Louisiana), QB **Tommy Stevens** (at Louisiana), LG **Tommy Champion** (Southern Miss), CB **Tyler Williams** (Kansas State), QB **Garrett Shrader** (Kentucky), WR **Isaiah Zuber** (Kentucky), TE **Geor'quarius Spivey** (Kentucky), CB **Martin Emerson** (LSU) CB **Jarrian Jones** (at Texas A&M), RG **LaQuinston**

Sharp (at Arkansas), S **Marcus Murphy** (at Arkansas), S **Shawn Preston Jr.** (Abilene Christian), DT **Nathan Pickering** (Abilene Christian) and WR **JaVonta Payton** (Ole Miss)

19 BULLDOGS HAVE MADE THEIR FIRST APPEARANCE IN 2019

Bulldogs making their first career appearances this season (19): CB **Martin Emerson Jr.** (at Louisiana), CB **Jarrian Jones** (at Louisiana), WR **JaVonta Payton** (at Louisiana), QB **Tommy Stevens** (at Louisiana), WR **Isaiah Zuber** (at Louisiana), S **Collin Duncan** (at Louisiana), S **Aadreekis Conner** (at Louisiana), S **Fred Peters** (at Louisiana), OL **LaQuinston Sharp** (at Louisiana), LS **Paul Blackwell** (at Louisiana), DT **Nathan Pickering** (Southern Miss), QB **Garrett Shrader** (Southern Miss), DE **De'Monte Russell** (Southern Miss), RB **Lee Witherspoon** (Southern Miss), CB **J.P. Purvis** (Southern Miss), OL **Charles Cross** (Southern Miss), OL **Nick Pendley** (at Arkansas), CB **Dylan Lawrence** (Abilene Christian), DE **Jack Harris** (Abilene Christian).

SEASON-ENDING INJURIES

Player	Injury	Note
DE Fletcher Adams	Lower Body	Injured at A&M (10/26); 45 games played
S C.J. Morgan	Lower Body	Injured vs. Alabama (11/16); Starting SS; 32 games played
CB Maurice Smitherman	Lower Body	Injured in practice LSU week; Starting CB; 42 games played
DT Cameron Young	Lower Body	Injured at Arkansas (11/2); Reserve DT

THREE 600+ TOTAL OFFENSE GAMES IN JOE MOORHEAD ERA

Three of MSU's eight 600+ yard total offense games in school history were produced during **Joe Moorhead's** first 22 games as head coach. The Bulldogs' three such games are tied for the fourth most in the SEC during that span.

State's most recent 600+ yard game came on Nov. 2 at Arkansas when the Bulldogs finished the day with 640, their most ever in an SEC game and fourth most in any game. MSU's other two 600+ yard games were produced last season against Stephen F. Austin on Sept. 1, 2018 (618 yards) and against Louisiana on Sept. 15, 2018 (607 yards).

600+ YARD TOTAL OFFENSE GAMES IN MSU HISTORY

No.	Opponent (Site)	Date
669	Samford (Starkville)	10-29-2016
647	Northwestern State (Starkville)	9-19-2015
645	Memphis (Memphis)	9-1-2011
640	Arkansas (Fayetteville)	11-2-2019
631	Arkansas (Fayetteville)	11-21-2015
618	Stephen F. Austin (Starkville)	9-1-2018
607	Louisiana (Starkville)	9-15-2018
605	Georgia Tech (Miami)	12-31-2014

> **BOLD** indicates achieved under Joe Moorhead

50 BURGER

For the ninth straight year, State produced 50+ points in at least one game when it racked up 54 on Nov. 2 at Arkansas. The 54 points were MSU's most in an SEC game since the Bulldogs' 55-20 win at Ole Miss on Nov. 26, 2016. State has put up 50+ points four times since 2018, tied for the fourth most in the SEC during that span. The Bulldogs are one of just four SEC teams to log multiple 50+ point games against SEC opponents during that stretch. MSU has scored 50+ points 17 times over the last 15 seasons and is 17-0 in those games.

NOTING MSU'S RUN GAME

MSU has boasted one of the nation's top rushing attacks this decade, averaging 203.4 yards per game, which is the third most in the SEC.

- Topped the 300-yard rushing mark twice this season, third most in the SEC
- Rushed for 200+ yards an SEC best 16 times over the last two seasons
- Logged 200+ yards in eight games this year (tied for most in the SEC)
- Had 460 rushing yards at Arkansas on Nov. 2
- The 460 rushing yards are a school record for an SEC game and fourth overall
- Rushed for 200+ yards 33 times since 2016, which is second in the SEC
- Topped 200 yards on the ground in 16 of 25 games under **Joe Moorhead**
- Rushed for 200+ yards in eight games in 2016 and nine times in 2017
- Under Moorhead, MSU is 13-3 when eclipsing the 200-yard mark on the ground

SEC LEADERS IN 200+ YARDS RUSHING GAMES SINCE 2018

Rank	School	200+ Yard Rush Games	Record When
1.	Mississippi State	16	13-3
2.	Georgia	15	15-0
3.	Kentucky	14	13-1
4.	Ole Miss	13	8-5
5.	Texas A&M	12	11-1

> 8 of MSU's 200-yard rushing games since 2018 have been vs. SEC teams (7-1st in SEC).

TOPPING 300 ON THE GROUND

MSU's 45-7 win against Abilene Christian on Nov. 23 featured the sixth 300-yard rushing game under **Joe Moorhead**. That's the second most in the SEC since the start of the 2018 season.

Rank	School	300+ Yard Rush Games	Record When
1.	Kentucky	7	6-1
2.	Mississippi State	6	6-0
T-3.	Georgia	4	4-0
T-3.	Ole Miss	4	3-1
T-5.	Auburn	3	3-0
T-5.	Texas A&M	3	3-0

MSU IS 12-0 SINCE 2014 WHEN RUSHING FOR 300+ YARDS

State has topped the 300-yard rushing mark 12 times since 2014 and of those 12 games, three have been against ranked opponents, seven have been against SEC opponents and seven have come on the road. Those 12 total 300-yard rushing games during that span are the third-most in the SEC. Auburn leads the way with 17.

Date	Opponent	Score	Rushing Yards
9-20-14	at #8 LSU	W, 34-29	302
10-25-14	at Kentucky	W, 45-31	326
11-5-16	#4 Texas A&M	W, 35-28	365
11-26-16	at Ole Miss	W, 55-20	457
9-9-17	at Louisiana Tech	W, 57-21	327
10-14-17	BYU	W, 35-10	306
9-8-18	at Kansas State	W, 31-10	384
9-15-18	Louisiana	W, 56-10	331
10-6-18	#8 Auburn	W, 23-9	349
11-22-18	at Ole Miss	W, 35-3	309
11-2-19	at Arkansas	W, 54-24	460
11-23-19	Abilene Christian	W, 45-7	372

SAME GAME 100-YARD RUSHING GAMES SINCE 2016

Since 2016 (twice this season), MSU has had multiple 100-yard rushers in the same game 11 times.

Opponent	Date	Yards Rushing
#4 Texas A&M	11-5-16	Nick Fitzgerald (182), Aeris Williams (140)
at Ole Miss*	11-26-16	Nick Fitzgerald (258), Aeris Williams (191)
at Louisiana Tech	9-9-17	Nick Fitzgerald (111), Aeris Williams (107)
BYU	10-14-17	Aeris Williams (114), Nick Fitzgerald (103)
UMass	11-4-17	Nick Fitzgerald (135), Aeris Williams (114)
at Kansas State*	9-8-18	Nick Fitzgerald (159), Kylin Hill (211)
Louisiana	9-16-18	Nick Fitzgerald (107), Aeris Williams (101)
#8 Auburn	10-6-18	Nick Fitzgerald (195), Kylin Hill (126)
at Ole Miss	11-22-18	Nick Fitzgerald (117), Kylin Hill (108)
Kentucky	9-21-19	Garrett Shrader (125), Kylin Hill (120)
at Arkansas**	11-2-19	Kylin Hill (234), Nick Gibson (129)

* - denotes the only three games in MSU history with a 200-yard rusher and 100-yard rusher

^ - denotes the first time in MSU history with a 200-yard RB and 100-yard RB

TAKEAWAYS, TURNOVER MARGIN IN 2019

After ranking sixth in the SEC in total takeaways with 20 in 2018, "Hunting the Ball" was a major point of emphasis this past offseason for the Bulldogs' defense. State has racked up 23 takeaways in 12 games this season (2nd in SEC, T-12th in FBS).

- Gained 13 fumbles in 2019 (T-1st in SEC, T-3rd in FBS)

- Recorded multiple takeaways in eight games this season (had 2 fumble recoveries last week)
- Gained at least one fumble in six games
- Gained three fumbles three times (at Louisiana, vs. Kansas State, at Auburn)
- Picked off at least one pass in seven contests
- Logged multiple INTs three times (vs. Southern Miss, at Tennessee, vs. Abilene Christian)

MSU'S TAKEAWAYS SINCE NOVEMBER 18, 2017 AT ARKANSAS

Date	Opponent	Takeaway
11/18/17	Arkansas	FF by Johnathan Abram (FR by Marquiss Spencer)
11/23/17	Ole Miss	FF by Erroll Thompson (FR by Jeffery Simmons) INT by Mark McLaurin
12/30/17	Louisville	3 INT by Mark McLaurin INT by Cameron Dantzler
9/1/18	Stephen F. Austin	INT by C.J. Morgan
9/8/18	Kansas State	INT by Erroll Thompson
9/15/18	Louisiana	INT by Johnathan Abram
9/22/18	Kentucky	INT by Brian Cole
9/29/18	Florida	INT by Cameron Dantzler
10/6/18	Auburn	FR by Joel Baldwin on muffed punt FF by Mark McLaurin (FR by Kobe Jones)
10/20/18	LSU	INT by Cameron Dantzler
10/27/18	Texas A&M	INT by Erroll Thompson
11/3/18	LA Tech	INT by Stephen Adegoke
11/10/18	Alabama	FR by Braxton Hoyett INT by Willie Gay Jr.
11/17/18	Arkansas	FF by Johnathan Abram (FR by Johnathan Abram) INT by C.J. Morgan FF by Chris Rayford (FR by Chris Rayford)
11/22/18	Ole Miss	FF by Jeffery Simmons (FR by Willie Gay) INT by Johnathan Abram INT by Maurice Smitherman
1/1/19	Iowa	FF by Stephen Adegoke (FR by Mark McLaurin) INT by Willie Gay Jr.
8/31/19	Louisiana	INT by Cameron Dantzler FR by Brian Cole II on backward pass FR by Erroll Thompson on TEAM sack FF by Marquiss Spencer (FR by Cameron Dantzler)
9/7/19	Southern Miss	FF by Marquiss Spencer (FR by Tyler Williams) INT by Martin Emerson INT by C.J. Morgan
9/14/19	Kansas State	FR by Paul Blackwell FF by Stewart Reese (FR by Darryl Williams) FR by Jarrian Jones
9/21/19	Kentucky	INT by Willie Gay Jr.
9/28/19	Auburn	2 FR by Leo Lewis FR by Aaron Brule
10/12/19	Tennessee	INT by Cameron Dantzler INT by Brian Cole II
11/2/19	Arkansas	INT by Marcus Murphy FF by Martin Emerson (FR by Willie Gay Jr.)
11/23/19	Abilene Christian	INT by Jaquarius Landreus INT by Fred Peters
11/28/19	Ole Miss	FF by Erroll Thompson (FR by Brian Cole II) FF by Chauncey Rivers (FR by Willie Gay Jr.) INT by Marcus Murphy

STATE HAS A TAKEAWAY IN 25 OF ITS LAST 28 GAMES

The Bulldogs have collected at least one takeaway in 25 of their last 28 games dating back to the 2017 season at Arkansas on Nov. 18. State has compiled 50 takeaways over the 28-game stretch. MSU had a takeaway streak of 22 straight games (longest active streak in the FBS) before it was unable to force a takeaway vs. No. 2 LSU on Oct 19.

MSU HAS AN INTERCEPTION IN 19 OF ITS LAST 25 GAMES

State has collected an interception in 19 of its last 25 games and has 23 total interceptions during that stretch. MSU carried a streak of nine straight games with a pickoff into the Kansas State game on Sept. 14, 2019, before it was ended.

The 23 pickoffs have been credited to 12 different players, including nine on the 2019 roster:
S Jaquarius Landrews (1 - 1 vs. Abilene Christian, 2019)
S Fred Peters (1 vs. Abilene Christian, 2019)
S Marcus Murphy (1 at Arkansas, 2019, 1 vs. Ole Miss, 2019)
CB Cameron Dantzler (1 vs. Florida, 2018; 1 at LSU, 2018; 1 at Louisiana, 2019; 1 at Tennessee, 2019)
S Brian Cole II (1 at Kentucky, 2018; 1 at Tennessee, 2019)
LB Erroll Thompson (1 at Kansas State, 2018; 1 vs. Texas A&M, 2018)
CB C.J. Morgan (1 vs. Stephen F. Austin, 2018; 1 vs. Arkansas, 2018; 1 vs. Southern Miss, 2019)
LB Willie Gay Jr. (1 at Alabama, 2018; 1 vs. Iowa, 2018; 1 vs. Kentucky, 2019)
CB Martin Emerson (1 vs. Southern Miss, 2019)
CB Maurice Smitherman (1 at Ole Miss, 2018)
S Johnathan Abram (1 vs. Louisiana, 2018; 1 at Ole Miss, 2018)
CB Stephen Adegoke (1 vs. LA Tech, 2018)

HOLDING TEAMS TO FEWER THAN 200 YARDS RUSHING

Since the start of the 2018 season, MSU has held 22 of its 25 opponents below the 200-yard rushing mark, which is tied for the third most in the SEC during that stretch.

- Only three times has a team rushed for 200+ yards on the Bulldogs since 2018 - Kentucky in 2018 (229 yards), Auburn in 2019 (217) and Texas A&M in 2019 (207)
- 13 of those 22 games holding teams below 200 have been SEC games (T-3rd in the SEC)

SEC LEADERS HOLDING TEAMS BELOW 200-YARDS RUSHING SINCE 2018

Rank	School	Opp. Below 200+ Rushing	Record When
1.	Georgia	26	22-4
2.	Alabama	24	21-3
T-3.	Auburn	22	16-6
T-3.	Mississippi State	22	14-8
T-3.	Texas A&M	22	13-9

SEC LEADERS IN HOLDING OPPONENTS BELOW 30 POINTS SINCE 2018

Rank	School	30+ Point Games Allowed
1.	Kentucky	1
T-2.	Auburn	3
T-2.	Georgia	3
4.	Florida	4
T-5.	Mississippi State	5
T-5.	Texas A&M	5
T-7.	Alabama	6
T-7.	LSU	6

KYLIN HILL SNAP SHOT

Below is a look at where RB **Kylin Hill** ranks among all SEC players.

Category	Stat	SEC Rank
Attempts	235	1st
Yards	1,347	1st
Yards Per Carry (Min. 150)	5.7	5th
Yards Per Game	112.3	2nd
Touchdowns	10	5th
100-Yard Games	8	1st
150-Yard Games	4	1st
200-Yard Games	1	T-2nd
First Downs	62	3rd
10+ Yard Runs	40	3rd
20+ Yard Runs	12	3rd

HILL'S QUICK HITS

- Leads SEC in total rushing yards (1,347).
- Second in the SEC in rushing yards after contact (733)
- Only SEC player with 1,300+ rushing yards and 10+ rushing TDs this season
- Second MSU RB with 1,300+ rushing yards and 10+ rushing TDs in a season since 2000
- All 10 rushing touchdowns have come inside the red zone, which ranks third in the SEC
- Eight of 10 rushing touchdowns have been against SEC opponents
- Found the end zone rushing in six different games this season
- 809 rushing yards this season have come in the first half, which leads the SEC
- Explosive on 1st and 2nd downs, racking up 1,203 of his yards on those downs

- Five rushing touchdowns away from tying MSU's single-season record
- Needs 45 rushing yards to break MSU's single-season rushing yards record
- Scored at least one TD from scrimmage in 10 of his last 15 games dating back to 2018

HILL EYES SEC RUSHING TITLE

One of the most electric running backs in college football, **Kylin Hill** became the 13th different player in MSU history to rush for 1,000+ yards in a single season after rushing for a career-high 234 yards at Arkansas on Nov. 2. It marked the fourth straight year that an MSU player rushed for 1,000+ yards in a single season. He is looking to become just the second player in MSU history to finish as the SEC's rushing leader (Anthony Dixon - 126.5 in 2009).

Below is a look at where Hill's numbers are as he heads into the Bulldogs' school and career top-10 rushing lists.

MSU RECORD BOOK WATCH: SINGLE-SEASON RUSHING YARDS

Player	Yds.	Year	Att.	Avg.
1. Anthony Dixon	1391	2009	257	5.4
2. James Johnson	1383	1998	236	5.9
3. Nick Fitzgerald	1375	2016	218	7.1
4. Kylin Hill	1347	2019	235	5.7
5. Josh Robinson	1203	2014	190	6.3
6. Wayne Jones	1193	1973	212	5.6
7. Vick Ballard	1189	2011	193	6.2
8. Jerious Norwood	1126	2005	191	5.9
9. Nick Fitzgerald	1121	2018	221	5.1
10. Aeris Williams	1107	2017	236	4.7

MSU RECORD BOOK WATCH: CAREER RUSHING YARDS

Player	Yds.	Years	Att.	Avg.
1. Anthony Dixon	3994	2006-09	910	4.4
2. Nick Fitzgerald	3607	2015-18	601	6.0
3. Jerious Norwood	3212	2002-05	573	5.6
4. Walter Packer	2820	1973-76	483	5.8
5. Michael Davis	2721	1991-94	578	4.7
6. Michael Haddix	2558	1979-82	425	6.0
7. LaDarius Perkins	2554	2010-13	530	4.8
8. Dak Prescott	2521	2012-15	536	4.7
9. Kylin Hill	2474	2017-p	430	5.8
10. James Johnson	2452	1997-98	453	5.4

HILL RACKS UP CAREER-HIGH 237 YARDS FROM SCRIMMAGE

RB **Kylin Hill** continued to rack up yards against Abilene Christian in the second to last game of the regular season, totaling 237 (153 rush + 84 pass). He scored on a career long 88-yard touchdown reception in the second quarter.

- Third-longest passing play and seventh-longest play from scrimmage in MSU history
- Longest catch by an SEC player this season and tied for longest by an FBS RB this season
- One of just three SEC players this year with an 80+ yard reception
- Recorded seven avoided tackles on his 16 rush attempts for 153 yards (9.6 ypc)
- Caught 3 of 4 targets for 84 yards (77 earned after contact)

NOTING HILL'S CAREER DAY AT ARKANSAS

RB **Kylin Hill** had a career performance at Arkansas on Nov. 2, and he earned SEC Offensive Player of the Week honors for his efforts for the second time in his career.

- Rushed for a career-high 234 yards and three touchdowns on 21 carries (11.1 yards per carry)
- The 234 rushing yards are the fifth most in a single game in school history
- Most rushing yards by an SEC player in a conference game since LSU's Derrius Guice had 276 vs. Ole Miss on Oct. 21, 2017 (at the time of the game).
- Became the first player in MSU history with 230+ yards rushing and three TDs in a game
- Topped the 200-yard rushing mark for the second time in his career
- Marked MSU's 10th individual 200-yard rushing game in school history.
- Became the third player in school history to rush for 200+ yards in multiple games in a career
- Racked up 198 rushing yards and three rushing touchdowns on 13 carries in the first half
- 198 rushing yards in the first half were the most in a half by an MSU player in school history
- Went over 100 yards rushing for the sixth time this season and ninth time in his career
- Finished the game with three 30+ yard runs - 62, 58, 37
- On his first 10 carries, rushed for 134 yards and two TD and averaged 13.4 yards per rush

- Took a career-long 62 yard run on MSU's first drive to the Arkansas 3-yard line and then found the end zone on his next carry two plays later
- Had a 37-yard run before his second rushing TD of the game four plays later from 2-yards out
- Became the 16th player in school history to rush for 2,000+ yards in a career

KEEPING IT 100

RB **Kylin Hill** owns 11 career 100-yard rushing games, all coming in the last two seasons. He's done it eight times this season, which is tied for the most in MSU single-season history. Hill enters the bowl game with 100+ yards on the ground in four of the last five games.

Earlier this season, Hill became the first MSU player to open a season with 100+ yards rushing in each of the first four games. Prior to Week 4 when Hill had 120 yards rushing against Kentucky, the last MSU player to have four straight 100-yard rushing games was QB Nick Fitzgerald against BYU (15-103/2 TD), against Kentucky (12-115/2 TD), at Texas A&M (18-105/1 TD) and vs. UMass (17-135/2 TD) in 2017. In fact, the last MSU running back to have four consecutive 100-yard rushing games was Anthony Dixon who had a streak of five straight games at Vanderbilt (21/123/0 TD), against LSU (27-106/2 TD), against Georgia Tech (18-106/0 TD), against Houston (21-134/2 TD) and at Middle Tennessee (27-135/2 TD) in 2009.

- Needs just one more 100-yard rushing game to break the single-season school record
- Eight of Hill's 11 career 100-yard rushing games have been against Power 5 teams
- Six of his 11 career 100-yard rushing games have been against SEC teams

MSU RECORD BOOK WATCH: SINGLE-SEASON 100-YARD RUSHING GAMES

Player	Games	Year
1. Anthony Dixon	8	2009
Nick Fitzgerald	8	2016
Kylin Hill	8	2019
Nick Fitzgerald	7	2018
James Johnson	7	1998
Wayne Jones	7	1973
7. Nick Fitzgerald	6	2017
Vick Ballard	6	2011
Dicenzo Miller	6	2000
Dontae Walker	6	2000
Don Smith	6	1986
Walter Packer	6	1974

MSU RECORD BOOK WATCH: CAREER 100-YARD RUSHING GAMES

Player	Games	Years
1. Nick Fitzgerald	21	2015-18
2. Anthony Dixon	17	2006-09
3. Jerious Norwood	13	2002-05
4. James Johnson	12	1997-98
5. Walter Packer	12	1973-76
6. Kylin Hill	11	2017-p
Vick Ballard	10	2010-11
Dicenzo Miller	10	1998-01
Michael Davis	10	1991-94
Michael Haddix	10	1979-82

NOSE FOR THE END ZONE

RB **Kylin Hill** has 10 rushing touchdowns through 12 games this season. Hill has scored at least one touchdown rushing in six games this season.

- 16 career rushing touchdowns in 36 career games ... Also has five TD catches
- Two three-rushing touchdown games (vs. Kentucky, at Arkansas) this season
- The only SEC player with multiple games with three rushing TDs in 2019
- Second MSU player since 2000 with multiple games with three rushing TDs in a season
- First Bulldog since 2010 (Vick Ballard) with multiple games with three rushing TDs in a season
- First MSU player since at least 2000 with multiple games with three rushing scores in a season
- Recorded 10 rushing TDs this season compared to six over his first two seasons
- Three rushing TDs against Kentucky were the most for a MSU player during an SEC game since QB Nick Fitzgerald secured four rushing TDs against Arkansas in 2016
- Three rushing TDs against Kentucky also marked the first time since Ballard in 2010 vs. Arkansas that an MSU running back found the end zone three times against an SEC opponent
- Earlier this year, became the first MSU running back with at least three rushing touchdowns in a single game since Vick Ballard had three in 2011 at Memphis

MSU RECORD BOOK WATCH: SINGLE-SEASON RUSHING TOUCHDOWNS

Player	TDs	Year	Att.	Yds.
1. Vick Ballard	19	2010	186	968
2. Nick Fitzgerald	16	2016	195	1375
Jackie Parker	16	1952	126	455
4. Nick Fitzgerald	14	2017	162	984
Dak Prescott	14	2014	210	986
Anthony Dixon	14	2007	287	1066
Harry Furman	14	1907	NA	NA
8. Nick Fitzgerald	13	2018	221	1121
Dak Prescott	13	2013	134	829
Keffer McGee	13	1995	235	1072
John Bond	13	1983	164	612
-- Kylin Hill	10	2019	235	1347

MSU RECORD BOOK WATCH: CAREER RUSHING TOUCHDOWNS

Player	TDs	Years	Att.	Yds.
1. Nick Fitzgerald	46	2015-18	601	3607
2. Anthony Dixon	42	2006-09	910	3994
3. Dak Prescott	41	2012-15	536	2521
4. Vick Ballard	29	2010-11	379	2157
5. Michael Davis	27	1991-94	578	2721
6. James Johnson	24	1997-98	453	2452
John Bond	24	1980-83	572	2280
Jackie Parker	24	1952-53	201	663
9. Dontae Walker	22	1999-02	417	1875
10. Don Smith	21	1983-86	485	1868
-- Kylin Hill	16	2017-p	430	2474

DON'T BLINK

Highlighted by 40 rushes of 10+ yards this season, RB **Kylin Hill** has a career total of 73. Hill had 19 such carries in 11 games last year and 14 in 12 games in 2017. Out of his 73 career 10+ yard runs, 18 have gone for 20+ yards.

- Six 20+ yard runs in 2019 have come in SEC play
- Has three career 50+ yard runs, including two this season

MOVIN' THE CHAINS

RB **Kylin Hill** has an impressive 62 rushes for a first down this season and 121 for his career. Hill is averaging 5.2 rushing first downs per game in 2019.

BREAKING DOWN HILL'S YARDS AFTER CONTACT

Opponent	Net Rushing Yards	Yards After Contact
Louisiana	197	88
Southern Miss	123	98
Kansas State	111	71
Kentucky	120	54
Auburn	45	33
Tennessee	13	15
LSU	34	25
Texas A&M	150	83
Arkansas	234	124
Alabama	35	30
Abilene Christian	153	54
Ole Miss	132	58
TOTAL	1,347	733

> *Hill had 472 yards after contact in 2018*

SEC LEADERS IN YARDS AFTER CONTACT IN 2019 PER PFF

Rank	Player	School	Yards After Contact
1.	Ke'Shawn Vaughn	Vanderbilt	743
2.	Kylin Hill	Mississippi State	733
3.	D'Andre Swift	Georgia	699
4.	Clyde Edwards-Helaire	LSU	687
5.	Isaiah Spiller	Texas A&M	675

SEC LEADERS IN AVOIDED TACKLES IN 2019 PER PFF

Rank	Player	School	Avoided Tackles
1.	Clyde Edwards-Helaire	LSU	63
2.	Kylin Hill	Mississippi State	58
3.	Ke'Shawn Vaughn	Vanderbilt	54

> Hill had 31 avoided tackles in 2018

STEVENS RESPONSIBLE FOR 3 TD VS. ABILENE CHRISTIAN

QB **Tommy Stevens** threw a pair of touchdowns and rushed for another against Abilene Christian in his last game played. Stevens threw multiple touchdown passes for the fourth time this season. The highlight of the night was his career-long 88-yard scoring strike to RB **Kylin Hill**. Stevens rushed for 88 yards, included a 30-yard touchdown.

STEVENS SHINES IN WIN AT ARKANSAS

QB **Tommy Stevens** earned his first SEC win as a starter at quarterback on Nov. 2 at Arkansas. It was Stevens' sixth start this year and his first since Oct. 12 at Tennessee. Stevens completed 12 of 18 passes for 172 yards and two touchdowns.

- Threw multiple TD passes for the third time this season
- Rushed for a season-high 74 yards on 15 attempts
- Had three runs of 10+ yards
- Threw a 33-yard touchdown pass to WR **Osirus Mitchell** in the first quarter
- Found WR **Dedrick Thomas** for a 17-yard completion in the first quarter and then again in the third quarter for 42 yards
- Also had a 27-yard completion to WR **Isaiah Zuber**
- Completed passes to nine different Bulldogs on the day
- Completed 66.7 percent of his passes and averaged 9.6 yards per attempt

NOTING STEVENS' PERFORMANCE AT ARKANSAS ACCORDING TO PFF

Stevens was State's highest graded player on either side of the ball at Arkansas according to Pro Football Focus (83.5 overall). His offensive grade was the best in the SEC and seventh in the Power 5 among quarterbacks.

When Facing No Pressure:

- 11-16, 145 yards and 2 TD (9.1 YPA)
- 81.3 adjusted completion percentage

When Blitzed:

- 5-6, 121 yards and 1 TD (20.2 YPA)
- 100.0 adjusted completion percentage

STEVENS SOLID IN SECOND START BEFORE 2ND QUARTER INJURY

In QB **Tommy Stevens'** second start against Southern Miss, he connected with WR **Osirus Mitchell** for a TD on MSU's opening drive for the second straight game (31 yards vs. Louisiana, 28 yards vs. Southern Miss). Mitchell was Stevens' third target of the drive after WR **Dedrick Thomas** and WR **Stephen Guidry** had each hauled in 10+ yard passes.

- Went 7-of-7 passing for 84 yards and a TD in the first quarter, and on the next play threw an 11-yard TD strike to Guidry
- Connected on his first nine passing attempts (105 yards, two TDs) with a 244.2 passer rating before an incompletion late in the second quarter
- Nine straight completions marked the longest streak for a Bulldog QB to start the game since Dak Prescott completed his first 12 passing attempts against Arkansas in 2015
- Left the game late in the second quarter with an injury and did not return

NOTING TOMMY STEVENS' BULLDOG DEBUT

QB **Tommy Stevens** started for the first time in his college career in State's 38-28 season-opening win at Louisiana. It was his first start at any level since Nov. 7, 2014 in high school.

- For the game, Stevens was 20-of-30 passing for 236 yards and two touchdowns and rushed 11 times for 37 yards and one TD.
- According to PFF, he completed 17 of 22 passes (77.3 percent) for 200 yards (9.1 yards/attempt) and 11 first downs when facing "no pressure" in the season opener.
- In the first half, he went 10-of-16 passing for 127 yards and scored a TD both passing (31-yard pass) and rushing (4-yard run).
- Had touchdown passes of 31 yards (Osirus Mitchell) and 12 yards (Austin Williams).
- Was one of three SEC QBs with multiple passing touchdowns and a rushing TD in Week 1.
- His 20 completions were the most by an MSU QB since Nick Fitzgerald completed 23 passes on Nov. 19, 2016 vs. Arkansas.
- Had 13 completions for a first down, which was the third-most in the SEC in Week 1, and five completions for 15+ yards and a pair for 25+.

NOTING TRUE FRESHMAN QB GARRETT SHRADER

QB **Garrett Shrader**, an early enrollee from Charlotte Christian North High School in North Carolina who won back-to-back state titles in high school, has been one of the top freshman signal-callers in the FBS this season. Shrader, an electric athlete, is one of nine Power 5 players, including three freshmen, to throw for 1,000+ yards and rush for 500+ yards this season.

- Has completed 13 of his last 17 passes over his last two games (76.5 percent)
- 58.7 rushing yards per game (2nd in SEC among QBs)
- Responsible for 14 touchdowns (8 passing, 6 rushing)
- Led MSU in rushing in four games this season (all vs. SEC)
- TD pass in five games (2 at Auburn, 1 at Tennessee, 1 vs. LSU, 3 at Texas A&M, 1 vs. ACU)
- Three touchdown passes at Texas A&M are a career high
- 19 of his 21 completions of 20+ yards have been in SEC play
- Responsible for at least one touchdown in seven games
- Logged both a passing and rushing touchdown in a single game three times
- 34 runs for a first down (2nd in SEC among QBs)
- 30 runs for 10+ yards (Leads SEC among QBs)
- Four runs for 20+ yards (T-3rd in SEC among QBs)
- Has 51 completions for a first down and 54 for 10+ yards
- Four runs of 10+ yards in the red zone (leads SEC among all players)
- Completed 60+ percent of passes in five different games

SHRADER THROWS CAREER-HIGH 3 TD IN THIRD START AT TEXAS A&M

In his third start, QB **Garrett Shrader** completed 13 of 30 passes for 194 yards and a career-high three touchdowns with one interception on Oct. 26 at Texas A&M.

- Totaled four completions of 25+ yards, including a pair of 30+ yard strikes
- Logged four runs of 10+ yards
- Connected with WR **Stephen Guidry** for a 32-yard TD on MSU's first scoring drive
- Found WR **Isaiah Zuber** for touchdowns twice (14 yards and 35 yards)
- 35-yard TD pass to Zuber is his longest TD pass of the season
- Marked the second straight week he threw a TD of 20+ yards to Guidry
- Threw a touchdown for the fourth straight game at the time
- First MSU QB with four straight games with a TD pass in a season since Nick Fitzgerald (2017)
- Had multiple TD passes for the second time this season (Previous: 2 at No. 7 Auburn)

NOTING SHRADER'S SECOND START VS. NO. 2 LSU

QB **Garrett Shrader** made his second career start against No. 2 LSU on Oct. 19. He finished the game 17-of-28 passing for 238 yards and one TD to go along with 66 rushing yards and one TD on 19 carries.

- Career-high 304 yards of total offense and averaged 6.5 yards per play
- Scored State's first TD of the game (12-yard rush)
- Found WR **Stephen Guidry** for a 24-yard TD pass in the fourth quarter
- Had 155 yards of total offense in the first half (9 of 13 passing for 112 yards and one interception to go along with 11 rushes for 43 yards and one touchdown)

SHRADER STARTS AT QB IN SEC OPENER VS. KENTUCKY

QB **Garrett Shrader** started at quarterback in place of QB **Tommy Stevens** vs. Kentucky on Sept. 21. Shrader became the fifth MSU true freshman to start at least one game at quarterback since the 1989 season (others: **Keytaon Thompson** (2017), Damian Williams (2013), Wesley Carroll (2007), Todd Jordan (1989)). Thompson started the 2017 TaxSlayer Bowl vs. Louisville, Williams started the 2013 Egg Bowl vs. Ole Miss and Carroll started in nine games in 2007.

- Accounted for 305 yards of total offense, including rushing for 125 yards on 11 carries, to lead MSU past Kentucky, 28-13 in its SEC opener. Shrader was just the second MSU true freshman QB to start in an SEC game in the last 12 years (Damian Williams, 2013 Egg Bowl the other).
- Efficient 17-of-22 for 180 yards through the air. He accounted for all six of the Bulldogs' 20+ yard plays in the game, including rushes of 49- and 36-yards. With the score a one-possession game and 4:32 remaining, Shrader engineered a six-play, 75 yard drive and extended the drive with a 49-yard rush on third down.
- The winning drive culminated with a touchdown and put the game out of reach. Shrader became the first MSU QB in school history to rush for over 100 yards and pass for over 100 yards in his first career start. He was the first to do it overall since senior Nick Fitzgerald last season.
- Recognized as the SEC Freshman of the Week on Sept. 23, becoming the first Bulldog offensive player to earn the honor since RB LaDarius Perkins on Nov. 27, 2010. He was the first MSU true freshman QB to ever receive the accolade.

BREAKING DOWN SHRADER'S APPEARANCES (NON STARTS)

vs. Southern Miss - Week 2

Taking over for QB **Tommy Stevens** in the first half of Week 2 vs. Southern Miss, true QB Garrett Shrader completed seven of his 11 pass attempts for 71 yards as the Bulldogs cruised to their 38-15 win. Shrader completed passes to six different Bulldogs and also rushed for 16 yards. He

had a pair of 15+ yard completions - one to RB **Kylin Hill** for 15 yards and the other to WR **Isaiah Zuber** for 17.

vs. Kansas State - Week 3

He entered the game for Stevens again in Week 3 vs. Kansas State and went 4-of-12 passing for 51 yards, rushed 10 times for 82 yards and a score.

at Auburn - Week 5

Shrader, who made his first career start in Week 4 against Kentucky, spelled an injured Stevens again in Week 5 at Auburn and found success. Shrader entered the game on MSU's second series in the first quarter and immediately guided the Bulldogs on a 12-play, 75-yard drive that ate up 6:49 for MSU's second-longest scoring drive (time wise) of the season. He connected with WR **Stephen Guidry** for a 9-yard touchdown with 2:20 on the clock. Shrader finished the game 12-of-23 through the air for 209 yards and two touchdowns. He added 89 yards rushing on 16 carries, including a 7-yard touchdown run in the fourth quarter. Shrader accounted for 298 yards of total offense, including all six of the Bulldogs' 20+ yard plays from scrimmage.

at Tennessee - Week 7

Stevens got the start at quarterback at Tennessee but was spelled by true freshman Garrett Shrader to start the second half. Shrader completed the game and was effective, finishing 5-of-10 for 79 yards through the air. He connected with WR **Dedrick Thomas** on a 17-yard strike to complete an eight-play, 90-yard drive (longest drive of the season in terms of yardage) with 8:27 to play in the game. Shrader extended the drive with a gritty 12-yard run on fourth down. He finished with 62 rushing yards.

vs. Alabama - Week 12

Entered the game in the tailback spot in the fourth quarter and rushed once for -1 yard.

vs. Abilene Christian - Week 13

Entered the game at QB at the 10:42 mark in the fourth quarter and finished out the contest. Threw and rushed for a touchdown. First TD was a 6-yard pass to WR **Austin Williams**. Completed a 34-yard pass to WR **JaVonta Payton**. Scored on a 10-yard run on State's final drive.

TEAM CAPTAIN WILLIAMS IS THE LEADER OF THE O-LINE

C **Darryl Williams** is a team captain and was a preseason All-American, candidate for the Rimington Trophy and semifinalist for the Jason Witten Collegiate Man of the Year. He made the move to center from left guard during spring ball and anchors an offensive line that has been a strength on offense the last two seasons.

- Started 37 (total career starts with 12 at center) of the Bulldogs' last 38 games
- Has allowed just two sacks since the start of the 2017 season
- Sacks came at Kentucky in 2018 and against Alabama in 2019
- Allowed just eight pressures in 2019 (5 hurries, 2 hits, 1 sack)
- Earned SEC Co-Offensive Lineman of the Week honors following his strong performance in Week 2 against Southern Miss and then earned the honor after a standout effort vs. Ole Miss
- All 692 of his snaps this season have come at center
- Allowed only one sack, three QB hits and five hurries for just nine total pressures in 2018

A CLOSER LOOK AT STATE'S O-LINE

The Bulldogs had to replace two starters on the offensive line as guard Deion Calhoun and center Elgton Jenkins departed for the NFL after last season. However, State welcomed back a veteran group with plenty of starting experience. MSU heads into the bowl game with a combined 131 starts on the line. State entered 2019 with 71, which was the fifth-most in the SEC.

RG Stewart Reese

- Started all but four games of his college career (34; 27 at RT, 7 at RG)
- At Texas A&M on Oct. 26 was his first career missed start
- Has seen action in 414 total snaps in 2019 (284 at RG, 130 at RT)
- Slid into right guard for the first time in his career this season
- Started at right tackle against Abilene Christian for the first time since the 2019 Outback Bowl
- Has allowed eight pressures (zero sacks) in 208 pass-block snaps in 2019
- Last time he allowed a sack was at Alabama in 2018

RT Greg Eiland

- Started 25 games in his career (17 starts at left tackle and eight at right tackle)
- Has played the fifth-most snaps this season among MSU's offensive linemen (424)
- 11 snaps this season have been at left tackle

LT Tyre Phillips

- One of the top-graded offensive tackles in the SEC this season
- Played in all 13 games in 2018 (rotated at both tackle positions but did not start)
- Allowed just three pressures over the last five games
- Has been solid at left tackle this season, starting all 12 games
- Played the most snaps on the team this year (758)
- Allowed the first sack of his career (340 pass block snaps) at Tennessee (6th game of season)
- Saw action in two snaps at left guard in the season opener
- Surrendered just 2.0 sacks this year (both at Tennessee)
- Didn't allow a single QB pressure on 33 pass blocks vs. Abilene Christian

LG Dareuan Parker

- Saw action in every game last season
- Started at left guard in 10 games this season
- Missed the second and third games of this season (injury)
- Had top overall grade in his return vs. Kentucky in Week 5 among MSU offensive linemen from PFF (79.7) and an impressive run-block grade (82.0)
- Two of MSU's three rushing touchdowns and 194 of the Bulldogs' 241 rushing yards vs. Kentucky were to the left (Parker's side)
- Just eight pressures allowed in 2019 (1 sack, 2 hits, 5 hurries)
- No sacks allowed in the last seven games and has allowed just one all season (vs. Kentucky)

MORE ON THE BULLDOGS' OFFENSIVE LINE

Behind the starting five, MSU has experience in guard **Michael Story** and tackle **Tommy Champion** and center **Evans Wilkerson**. JUCO transfer **LaQuinston Sharp** saw his first career action in Week 1 at right guard. He earned an 85.7 grade from PFF in 31 snaps played. He's played mostly at right guard so far. He had to take one snap at center in the season opener. At Arkansas, he earned his first career start at right guard, seeing action in 67 snaps and allowing just a pair of pressures (both hurries). He followed up with a solid effort against Alabama, not allowing a single pressure in 35 total snaps. Sharp got the start at right guard in each of the last two games.

Champion has started five games (2 at LG, 3 at RT). His starts at right tackle have come during the last five games (did not play vs. Abilene Christian). He earned his first career start at left guard in Week 2 in place of Parker. He played 40 snaps and was solid, not allowing a pressure. He got the start there again in Week 3. Champion has also seen 30+ snaps of action in three games at right guard (Kentucky, at Auburn, at Tennessee). At Arkansas, he got the start at right tackle but played just 19 snaps. He got the start there again at Alabama on Nov. 16, seeing action in 35 snaps. Despite not being a regular starter, Champion has played the fourth-most snaps on MSU's offensive line this season (478).

OSIRUS MITCHELL LEADS TEAM IN TD CATCHES

WR **Osirus Mitchell** has a team-best five touchdown receptions this season. The five scoring grabs are a career high for Mitchell in a single season, topping his previous best of four in 2018.

- Most TD catches by a Bulldog in a single season since 2016
- TD catches have been 31, 28, 35, 21 and 33 yards, respectively
- Five TD catches of 20+ yards are the most since WR Chad Bumphis in 2012 (5)
- Five TD catches of 20+ yards are tied for most in the SEC and fifth in the FBS

NOTING STEPHEN GUIDRY

WR **Stephen Guidry** is second on the team in touchdown receptions (4). Three of his TDs came in a four-game span earlier in the year between the Auburn game on Sept. 28 and the Texas A&M game on Oct. 26.

- Both Mitchell and Guidry have caught a TD in two of the same games (Southern Miss, at Auburn)
- Mitchell or Guidry has a TD reception in seven of 11 games

GUIDRY HAS BEST GAME OF SEASON VS. NO. 2 LSU

WR **Stephen Guidry** led MSU in receiving yards (98) and receptions (6) to go along with a 24-yard touchdown catch (first 20-yard reception of the season) in the fourth quarter vs. No. 2 LSU.

- Per PFF, 37 of his yards against No. 2 LSU were earned after the catch
- Had catches vs. five different LSU defenders and a passer rating when targeted of 115.6
- Has just one dropped pass all season so far on 17 catchable targets (drop rate: 5.9%)

GUIDRY HAS SOLID PERFORMANCE AT TEXAS A&M

WR **Stephen Guidry** caught two passes for 59 yards, including a 32-yard TD at Texas A&M following the LSU game. It was the second straight game he caught a 20+ yard TD pass.

THOMAS STEPS UP AS RELIABLE TARGET, LEADS TEAM IN RECEIVING

WR **Dedrick Thomas** is State's leading receiver with 390 yards on 29 catches (both are career highs for a season). He also has two touchdown catches to his credit. He has a team-high seven receptions of 20+ yards and at least one in five different games.

- 20 of 29 catches have been for 10+ yards
- Go-to target on third down with 6 of 8 receptions converting a first down this year
- Four of his catches on third down have been 25+ yard gains, including one for 42
- Leads MSU with 15 catches for 10+ yards in SEC play

ZUBER SHINES IN 3-GAME STRETCH VS. LSU, AT A&M, AT ARKANSAS

The bulk of graduate transfer WR **Isaiah Zuber**'s production has come during three of his last six games. Against LSU, at Texas A&M and at Arkansas, Zuber had 138 receiving yards, seven receptions, two touchdown catches, 19.7 yards per catch during those contests and a 20+ yard catch each game. On the season, Zuber has 14 catches for 211 yards and a pair of touchdowns.

GIBSON'S BIG DAY

RB **Nick Gibson** had a career performance on Nov. 2, at Arkansas, producing a career-high 129 rushing yards and finding the end zone on a 47-yard run. He averaged 10.8 yards per rush and finished with three 20+ yard runs.

Gibson has a rushing TD in five different games this year, including one in each of the last two games with his latest coming against Ole Miss.

GREEN CATCHES FIRST TD SINCE 2017

In addition to a couple of punishing blocks on big plays, TE **Farrod Green** reeled in a 3-yard touchdown pass on Nov. 2, at Arkansas for his second career score and first since the 2016 season.

E40 IS THE LEADER OF THE DEFENSE

Team captain LB **Erroll Thompson** leads the Bulldogs this season with 84 tackles. Thompson has recorded seven or more tackles eight times this season, including three games with double-digit stops. He leads the SEC in QB hits among linebackers (6). His six QB hits, eight hurries and half sack give him 15 total pressures on the year, per PFF. He has also logged 38 total "stops" per PFF, which are tackles that constitute a "failure" for the offense.

PICK SIXES

After LB **Willie Gay Jr.**'s pick-six vs. Kentucky on Sept. 21 and S **Marcus Murphy**'s pick-six at Arkansas on Nov. 2, State and Auburn are the only SEC teams with multiple interceptions returned for a TD against conference opponents this season. It's the sixth season over the last 11 that MSU has returned multiple interceptions for touchdowns.

CHRISTMANN SETS SCHOOL CAREER RECORD FOR PATS

Going 6-for-6 on PAT attempts at Arkansas on Nov. 2, K **Jace Christmann** set the school record for most PATs made in a career. Christmann is at 119 heading into the bowl game.

MSU RECORD BOOK WATCH: CAREER PATs MADE

Player	Made	Years	Pct.	Att.
1. Jace Christmann	118	2017-p	.992	119
2. Westin Graves	104	2014-15	.963	108
3. Adam Carlson	89	2005-08	.978	91
Brian Hazelwood	89	1995-99	.947	94
5. Derek DePasquale	87	2009-11	.989	88
6. Joel Logan	76	1987-90	.905	84
7. Bob Morgan	74	1980-82	.949	78
8. Evan Sobiesk	71	2013-14	.947	75
9. Devon Bell	70	2012-15	.972	72
10. Artie Cosby	67	1983-86	.971	69

OUTSIDE THE HUDDLE PROFILES

OFFENSIVE PLAYERS

#70 Tommy Champion – OL

His mother calls him “T.J.” ... Claims he is really a quarterback ... Favorite food is fried pork chop ... Says he is a “hooper at heart” ... Has a one-year-old daughter named KayLeah Z. Champion and says she comes before anyone.

#9 Malik Dear – WR

Nickname is “Weeble” ... Earned his undergraduate degree in kinesiology in December of 2018 ... Currently working on a master’s degree in workforce education leadership.

#55 Greg Eiland – OL

Nickname is “Peewee” ... Enjoys being outdoors ... Avid hunter and fisher ... Rides bulls and horses ... Boston Red Sox fan ... Favorite NFL team is the Indianapolis Colts and is a big fan of Peyton Manning ... Also played baseball growing up ... Favorite candy is Reese’s.

#18 Cameron Gardner – WR

Nicknames are “Cam” and “Cam G” ... Starkville native that reunites with former teammates Willie Gay Jr, Kameron Jones and Kobe Jones ... Lists the Philadelphia Eagles as his favorite NFL team and De’Andre Hopkins as his favorite player ... His brother (Navy) and nephew (Air Force) both served in the military ... Also played baseball and basketball growing up ... Favorite candies are Swedish Fish and Mike N’ Ikes ... Wants to serve as a secret service agent following his football career ... Lists his parents as the inspirational people in his life because “they’ve been through so much, and you wouldn’t even know because they always have a smile on their face.”

#82 Farrod Green – TE

Grew up with teammate Leo Lewis ... Played basketball until the 10th grade ... Enjoys watching Netflix and gaming in his free time ... His father coaches at Copiah Lincoln Community College and he grew up on Co-Lin’s campus ... His father has coached at Co-Lin for over 25 years and has coached the likes of Nick Fairley, DeQuan Menzie, Arthur Maulet and MSU alum Donald Gray ... Aspires to be a coach like his father one day ... His go-to breakfast on gamedays is cheese eggs, sausage and a waffle.

#1 Stephen Guidry – WR

Nicknames are “Bankroll” and “Killa” ... Born in Baton Rouge ... Likes to listen to NBA Youngboy and Boosie before a game to psyche himself up ... Favorite NFL team is the Jacksonville Jaguars and his favorite player is Odell Beckham Jr. ... Also played basketball, track and baseball growing up ... Enjoys playing NBA 2K during his free time ... Hidden talent is jiggling.

#8 Kylin Hill – RB

Hidden talent is dancing and claims he is the best dancer on the team ... Favorite artist is NBA Youngboy... His dream is to meet Kobe Bryant one day ... Favorite candy is sour gummy worms ... Favorite NFL team is the New England Patriots.

#5 Osirus Mitchell – WR

Grandmother called him “Bam Bam” growing up because he tended to break and throw things ... Skilled cooked and painter ... Wanted to play basketball not football in college his entire high school career ... Only decided to pursue football after his senior year ... Addicted to white chocolate Hershey’s and hot Cheetos ... Shares the same birthday (Sept. 15) with his mother and sister ... Enjoys fishing to relax ... Made regular fishing trips with Cameron Dantzler and Tim Washington over the summer ... Dantzler lists Osirus as the teammate that inspires him most because of his “motor to go” that pushes Dantzler to also work harder.

#4 JaVonta Payton – WR

Nicknames are “JP” and “Tay” ... He is the oldest of 12 siblings ... Enjoys watching movies in his spare time and aspires to act following his football career ... Enjoys watching old Disney shows to remind him of his childhood ... Teammates give him a hard time over how skinny he is ... Favorite NFL team is the Tennessee Titans ... Favorite candy is Reese’s.

#78 Tyre Phillips – OL

Nickname is “Big Country” ... Musically gifted ... Plays the piano and the trumpet ... Despite playing on the offensive line, does not like large crowds and does not like being touched.

#51 - Stewart Reese - OT

Nickname is “Big Stew” ... Enjoys playing video games ... His favorite video game series is Call of Duty with his favorite game being Black Ops 3 ... Animal lover, especially favors dogs ... Enjoys singing ... Aspires to be an anesthesiologist.

#6 - Garrett Shrader - QB

Says his nickname is “Shrader” ... Reason he gave was “nobody remembered my first name” ... People around the football building say he’s a grill-master ... Has three siblings ... When asked to describe himself in 25 words or less, he said: bold, fun, confident ... Said his teammates give him a hard time about “the way I dress” ... Can solve a Rubik’s Cube ... Favorite Mississippi State player in the NFL is Jeffery Simmons ... Favorite NFL Player is Aaron Rodgers ... Doesn’t really have social media (has a Twitter account, but not very active) ... Said best advice he’s ever received: “Keep your head where your feet are” ... Two-time state champion at Charlotte Christian ... His father played football and baseball at The Citadel in Charleston, South Carolina.

#11 Geor’quarius Spivey – TE

His first name combines the beginning of his father’s name, George ... His grandmother gave him the nickname “Monk” as a child because he was hyper and jumped around like a monkey ... Loves playing Fortnite and Madden in his free time ... Feels like he is the “greatest” on the team when it comes to gaming ... Enjoys shopping for new tennis shoes and cooking ... Favorite NFL players are Chad Johnson and Julio Jones ... Also played basketball and ran track growing up ... Says his inspiration is his grandmother because she “influenced me to be a better person.”

#7 Tommy Stevens - QB

Graduate transfer quarterback from Penn State ... Indianapolis native ... Enjoys hanging out with friends and playing video games in his spare time ... Listens to Metallica to psyche himself up for big games ... Favorite NFL team is the Dallas Cowboys ... His grandfather is a former Marine ... His hidden talent is that he is a “decent bowler” ... One of his favorite snacks is sunflower seeds ... Prefers Hulu over Netflix and likes to binge watch South Park.

#2 Dedrick Thomas - WR

Nickname is “Sweet Feet” ... Earned the nickname as a sophomore while playing football at Memphis Central from going to camps and juking others on the field ... Claims to be a NBA 2k “freak” ... Grew up believing he was going to play basketball because his closet friends have played the sport on the collegiate and professional level ... Big anime fan with his favorites being Naruto and Dragon Ball Z ... Graduated with a degree in kinesiology in May and is currently pursuing a degree in psychology.

#88 Powers Warren - TE

Nickname is “Powow” ... Born in Kansas City, Kansas ... His hidden talent is his ability to do a back flip ... Also played basketball, hockey and soccer growing up ... His father is the former Chief Operating Officer of the Minnesota Vikings and was recently named the commissioner of the Big Ten Conference.

#85 - Austin Williams - WR

Lived in Germany for two years when he was in the fifth grade ... Enjoys skydiving.

#73 Darryl Williams – OL

Nickname is “The Big General” ... Battles for the title of best grill on the team with Tim Washington ... His specialty is ribs and often hosts the offensive line for cookouts ... Listens to “Ready or Not” by Fugees to get hyped for a big game ... Claims his “phenomenal” suit game will “blow you off the charts” ... Lists his mom and his uncle as his biggest fans and motivations ... Enjoys fishing in his free time ... Favorite Mississippi State tradition is “Don’t Stop Believing” heading into the fourth quarter ... Majoring in human development because he has a passion for working with children and would like to pursue that following his football career.

#12 Isaiah Zuber - WR

Nickname is “Zube” ... Graduate transfer wide receiver from Kansas State ... Native of Stone Mountain, Georgia, and played at Stephenson, the same high school that produced former MSU players Preston Smith and Montez Sweat and current Bulldog Chauncey Rivers.

OUTSIDE THE HUDDLE PROFILES

DEFENSE/SPECIAL TEAMS PLAYERS

#90 Lee Autry – DT

Younger brother to former Bulldog and current Indianapolis Colt – Denico Autry ... His secret hobby is making beats on his laptop ... Wears No. 90 because it was the number he wore when he first started playing football ... Favorite NFL team is the Carolina Panthers ... Also played basketball growing up ... Favorite candy is Trolli's gummies ... Plays football for his mother and wants to give back to her after watching her struggle to make ends meet when growing up ... After his football career, he dreams of giving back to his community and helping high school athletes develop on the field to earn collegiate scholarships.

#32 Brian Cole II - S

Nickname is "BCole" ... Was on the swim team in middle school ... Avid video gamer that enjoys playing NBA2K ... Hails from Saginaw, Michigan where he was the No. 1 receiver in the state of Michigan coming out of high school ... Allergic to dogs despite wanting to own one someday ... Enjoys super heroes and has a tattoo of his favorite – The Incredible Hulk ... His father is a retired police officer ... Darryl Williams lists Cole as his most inspirational teammate, calling him family and admiring his love for the game of football.

#3 - Cameron Dantzler - CB

Nickname in high school was "The Needle", because he was long and skinny but "when I hit you, it hurts" ... Enjoys singing and watching cartoons ... His favorite cartoons are SpongeBob SquarePants and The Boondocks ... Listens to NBA Youngboy and Meek Mill before big games ... Lists his mom as his biggest fan because she "brags on me so much, it's crazy" ... His son, Cameron Dantzler Jr., was born on May 26 ... Says the birth of his son has "changed his whole demeanor" ... Also adopted a pitbull puppy, Bruno, over the summer ... His go-to breakfast on game days is pancakes ... Enjoys fishing and riding horses in his free time ... Made regular fishing trips with Osirus Mitchell and Tim Washington over the summer.

#6 Willie Gay Jr. - LB

Starkville native that was high school teammates with fellow Bulldog Kobe Jones on defense ... Grew up a Mississippi State fan ... enjoys singing ... Mother calls him Chip because she says he is "sweet as a chocolate chip" ... Runs an Instagram account for his two pitbulls – Pac & Leila Ali.

#11 Jaquarius Landreus

Goes by his middle name "Capri" because he isn't the biggest fan of his first name ... He is left handed ... Wears No. 11 to represent being the "11th man on the field" ... Teammates gave him a hard time over the summer for shaving his head ... Favorite candy is M&M's ... Earned his undergraduate degree in interdisciplinary studies in December of 2018 ... Currently working on his master's degree in workforce education leadership ... His daughter, Nevaeh, was born in January ... Says she is his inspiration because she "gives him every reason to be great."

#52 Kobe Jones - DE

Reunites on defense with high school teammate with Willie Gay Jr. ... One of his former coaches gave him the nickname "Mayor of Starkville" over the 2018 season ... Has worn No. 52 since he was seven ... Favorite NFL team is the Dallas Cowboys ... Favorite television show is "Power" ... Favorite food is ribeye steak ... Helps coach the Starkville Cowboys, a local little league football team.

#10 Leo Lewis – LB

Farrod Green lists him as his most inspirational teammate ... The duo is from the same area in Mississippi and understand each other's struggles of growing up and motivates the two to push harder ... The two have been close friends before becoming teammates at Mississippi State.

#54 Fabien Lovett - DT

Nickname is "Fabo" ... Claims to be a "shy" and "quiet" person ... Likes to play Madden during his free time ... Following his football career, he'd like to pursue welding ... Favorite candies are cherry sours and white chocolate Reese's.

#7 Marcus Murphy - S

Plays in honor of his mother Demetrick Murphy, who passed away unexpectedly in January, and his son Mason ... Mason is battling a rare genetic abnormality and is searching for a bone marrow transplant ... Wears No. 7 because it "means everything" to his family ... Enjoys hunting in his spare time ... Favorite NFL team is the Atlanta Falcons ... Says his baseball skills is his hidden talent.

#29 C.J. Morgan - S

Played violin before he ever picked up football and continued to play the instrument up until the 9th grade ... Is the oldest of four siblings ... Before every game, listens to his "Old Vibes" playlist, which consists of 70s to 2000s R&B ... Active brother of the Phi Beta Sigma Fraternity ... Loves joking around with his friends ... Favorite artist is Drake ... Says he hates to hold hands with anyone because he has "really sweaty hands."

#8 Maurice Smitherman - CB

Nickname is "Mo" ... He chose to wear No. 8 because of its ties to "new beginnings" in the Bible ... His favorite NFL team is the New England Patriots ... Best advice he ever received is from former Bulldog and NFL star Darius Slay: you have to know "that you are the best on the field" ... Enjoys sour candies ... Also played basketball growing up.

#40 Erroll Thompson - LB

Enjoys listening to music to get hyped on gamedays ... Favorite Mississippi State tradition is the Dawg Walk ... Enjoys hanging out with friends and playing video games in his free time ... Go-to breakfast on gamedays is an omelet ... Played baseball until his junior year of high school ... Claims he was a better baseball player than football player growing up ... Models his game after Luke Kuechly and Bobby Wagner ... Talks to his dad, a former Alabama State football player, after every game ... His father likes to watch game replays and will critique his game.

#50 Tim Washington - LB

Young linebackers on the team call him "Uncle Tim" ... Enjoys fishing and spent the summer taking fishing trips with Cameron Dantzler and Osirus Mitchell ... Has a passion for cooking and grilling ... Battles Darryl Williams for the title of the best griller on the team ... Some of his favorite things to cook/grill are seafood and chicken ... Earned his undergraduate degree in industrial technology in May ... Currently pursuing a master's degree in workforce education leadership.

#67 Paul Blackwell - SNP

Both of his grandfathers – Milton Chandler and James Blackwell served in the military ... Enjoys fishing and boating ... Goal is to work as a petroleum engineer following his football career ... Also played soccer and baseball growing up ... Favorite NFL team is the New Orleans Saints.

#42 Tucker Day - P

Enjoys singing acting ... Several family members are actors ... Skilled at impersonating people and characters ... Avid hockey fan and enjoys playing hockey as well ... Big fan of the Nashville Predators and New York Rangers ... Was an amateur junior hockey player for the Nashville Junior Predators.

#47 - Jace Christmann - K

Born John Christmann V ... His family did not call him John for the first month of his life to avoid the confusion of being a fifth-generation John ... His dad found the name Jace in an old book, which is derived from the initials J.C. ... Learned how to solve a Rubik's Cube over the 2018 season ... Runs a Twitter account dedicated to the Bulldog specialists (@4thDownDawgs).

#48 Scott Goodman - K

Is a triplet ... The only boy of the triplet set and was born second by a minute ... His older sister, Jamie, attends Ole Miss while his younger sister, Sydney, attends Auburn ... He did not grow up playing football, only starting his football career in high school ... Favorite NFL team is the New Orleans Saints ... Also grew up playing soccer and baseball ... Likes to hunt and fish during his free time.

#27 Kody Schexnayder – P/HLD

Nickname is "Shex" ... Has a twin brother, Kyle ... The first sport he actually fell in love with was baseball before finding his passion for football ... Enjoys fishing in his spare time ... His favorite NFL team is the New Orleans Saints ... His family had to overcome tragedy after losing everything in the effects of Hurricane Katrina in 2005.

CAREER/GAME-BY-GAME STARTS

MISSISSIPPI STATE CAREER STARTS BY POSITION

OFFENSE

LEFT TACKLE

Greg Eiland - 17
Tyre Phillips - 12

LEFT GUARD

Darryl Williams - 25
Michael Story - 3
Tommy Champion - 2
Dareuan Parker - 9

CENTER

Darryl Williams - 12

RIGHT GUARD

Stewart Reese - 7
Michael Story - 1
LaQuinston Sharp - 4

RIGHT TACKLE

Stewart Reese - 27
Greg Eiland - 8
Tommy Champion - 3

TIGHT END

Farrod Green - 33
Geor'quarius Spivey - 1

WIDE RECEIVER

Osirus Mitchell - 24
Dedrick Thomas - 19
Malik Dear - 9
Stephen Guidry - 13
Austin Williams - 5
Isaiah Zuber - 3
Cameron Gardner - 1
JaVonta Payton - 1

RUNNING BACK

Kylin Hill - 23
Nick Gibson - 1

QUARTERBACK

Tommy Stevens - 8
Garrett Shrader - 4
Keytaon Thompson - 2

DEFENSE

DEFENSIVE END

Fletcher Adams - 7
Chauncey Rivers - 12
Marquiss Spencer - 12

DEFENSIVE TACKLE

Fabien Lovett - 11
Lee Autry - 5
Jaden Crumedy - 7
Fletcher Adams - 1
Kobe Jones - 1
Nathan Pickering - 1

LINEBACKER

Leo Lewis - 47
Erroll Thompson - 44
Willie Gay Jr. - 6
Brian Cole II - 3

SAFETY

Brian Cole II - 13
Jaquarius Landreus - 15
C.J. Morgan - 21
Marcus Murphy - 2
Shawn Preston Jr. - 1

CORNERBACK

Cameron Dantzler - 22
Maurice Smitherman - 8
Martin Emerson - 4
Jarrian Jones - 1
Tyler Williams - 4

MISSISSIPPI STATE OFFENSIVE GAME-BY-GAME STARTERS IN 2019

Game	WR (X)	WR (H)	WR (Z)	LT	LG	C	RG	RT	TE	RB	QB
at Louisiana	C. Gardner	D. Thomas	O. Mitchell	T. Phillips	D. Parker	D. Williams	S. Reese	G. Eiland	F. Green	K. Hill	T. Stevens
Southern Miss	S. Guidry	D. Thomas	O. Mitchell	T. Phillips	T. Champion	D. Williams	S. Reese	G. Eiland	F. Green	K. Hill	T. Stevens
Kansas State	S. Guidry	D. Thomas	O. Mitchell	T. Phillips	T. Champion	D. Williams	S. Reese	G. Eiland	F. Green	K. Hill	T. Stevens
Kentucky	I. Zuber	G. Spivey (TE)	O. Mitchell	T. Phillips	D. Parker	D. Williams	S. Reese	G. Eiland	F. Green	K. Hill	G. Shrader
at Auburn	S. Guidry	D. Thomas	O. Mitchell	T. Phillips	D. Parker	D. Williams	S. Reese	G. Eiland	F. Green	K. Hill	T. Stevens
at Tennessee	I. Zuber	D. Thomas	O. Mitchell	T. Phillips	D. Parker	D. Williams	S. Reese	G. Eiland	F. Green	K. Hill	T. Stevens
LSU	S. Guidry	D. Thomas	O. Mitchell	T. Phillips	D. Parker	D. Williams	S. Reese	G. Eiland	F. Green	K. Hill	G. Shrader
at Texas A&M	S. Guidry	D. Thomas	O. Mitchell	T. Phillips	D. Parker	D. Williams	M. Story	T. Champion	F. Green	K. Hill	G. Shrader
at Arkansas	S. Guidry	D. Thomas	O. Mitchell	T. Phillips	D. Parker	D. Williams	L. Sharp	T. Champion	F. Green	K. Hill	T. Stevens
Alabama	D. Thomas	I. Zuber	O. Mitchell	T. Phillips	D. Parker	D. Williams	L. Sharp	T. Champion	F. Green	K. Hill	T. Stevens
Abilene Christian	S. Guidry	D. Thomas	O. Mitchell	T. Phillips	D. Parker	D. Williams	L. Sharp	S. Reese	F. Green	K. Hill	T. Stevens
Ole Miss	S. Guidry	D. Thomas	J. Payton	T. Phillips	D. Parker	D. Williams	L. Sharp	G. Eiland	F. Green	K. Hill	G. Shrader

MISSISSIPPI STATE DEFENSIVE GAME-BY-GAME STARTERS IN 2019

Game	DE	DT	NG	DE	WLB	MLB	S/LB	CB	FS	SS	CB
at Louisiana	C. Rivers	J. Crumedy	F. Lovett	M. Spencer	L. Lewis	E. Thompson	B. Cole II	M. Smitherman	C. Morgan	J. Landreus	C. Dantzler
Southern Miss	C. Rivers	L. Autry	F. Lovett	M. Spencer	L. Lewis	E. Thompson	B. Cole II	M. Smitherman	C. Morgan	J. Landreus	C. Dantzler
Kansas State	C. Rivers	J. Crumedy	F. Lovett	M. Spencer	L. Lewis	E. Thompson	B. Cole II	M. Smitherman	C. Morgan	J. Landreus	T. Williams
Kentucky	C. Rivers	L. Autry	F. Lovett	M. Spencer	L. Lewis	E. Thompson	B. Cole II	M. Smitherman	C. Morgan	J. Landreus	C. Dantzler
at Auburn	C. Rivers	J. Crumedy	F. Lovett	M. Spencer	L. Lewis	E. Thompson	B. Cole II	M. Smitherman	C. Morgan	J. Landreus	C. Dantzler
at Tennessee	C. Rivers	L. Autry	F. Lovett	M. Spencer	L. Lewis	E. Thompson	B. Cole II	M. Smitherman	C. Morgan	J. Landreus	C. Dantzler
LSU	C. Rivers	J. Crumedy	F. Lovett	M. Spencer	L. Lewis	E. Thompson	B. Cole II	M. Emerson	C. Morgan	J. Landreus	C. Dantzler
at Texas A&M	C. Rivers	J. Crumedy	F. Lovett	M. Spencer	L. Lewis	E. Thompson	B. Cole II	M. Emerson	C. Morgan	J. Landreus	J. Jones
at Arkansas	C. Rivers	J. Crumedy	F. Lovett	M. Spencer	L. Lewis	E. Thompson	B. Cole II	T. Williams	M. Murphy	J. Landreus	C. Dantzler
Alabama	C. Rivers	J. Crumedy	F. Lovett	M. Spencer	L. Lewis	E. Thompson	B. Cole II	T. Williams	C. Morgam	J. Landreus	C. Dantzler
Abilene Christian	C. Rivers	N. Pickering	F. Lovett	M. Spencer	L. Lewis	E. Thompson	B. Cole II	M. Emerson	S. Preston Jr.	J. Landreus	T. Williams
Ole Miss	C. Rivers	L. Autry	F. Lovett	M. Spencer	L. Lewis	E. Thompson	B. Cole II	M. Emerson	M. Murphy	J. Landreus	C. Dantzler

CAREER PARTICIPATION

MISSISSIPPI STATE CAREER STARTS/PARTICIPATION CHART

Player	'16	'17	'18	'19	Total
Fletcher Adams	11/0	13/6	13/2	8/0	45/8
Somon Anderson	--	--	2/0	2/0	4/0
Lee Autry	--	--	13/1	4/4	17/5
Paul Blackwell	--	--	--	12/0	12/0
Aaron Brule	--	--	4/0	12/0	16/0
Logan Burnett	--	2/0	2/0	2/0	6/0
Tommy Champion	--	--	6/0	11/5	17/5
Korey Charles	--	3/0	7/0	6/0	16/0
Brian Cole II	--	--	5/4	12/12	17/16
Jace Christmann	--	13/0	13/0	11/0	37/0
Aadreekis Conner	--	--	--	8/0	8/0
Londyn Craft	--	--	2/0	6/0	8/0
Charles Cross	--	--	--	3/0	3/0
Jaden Crumedy	--	--	2/0	12/7	14/7
Brad Cumbest	--	--	3/0	11/0	14/0
Cameron Dantzler	--	13/0	13/13	9/9	35/22
Tucker Day	--	2/0	13/0	12/0	27/0
Malik Dear *	12/9	0/0	11/0	12/0	46/9
Taury Dixon	--	--	10/0	5/0	15/0
Collin Duncan	--	--	--	10/0	10/0
Greg Eiland	--	13/4	13/13	10/8	36/25
Martin Emerson	--	--	--	12/4	12/4
Raymond Freeman	--	--	2/0	--	2/0
Esaias Furdge	--	--	2/0	--	2/0
Cameron Gardner	--	--	3/0	12/1	15/1
Willie Gay Jr.	--	13/0	13/6	4/0	30/6
Nick Gibson	3/0	13/1	9/0	10/0	35/1
Scott Goodman	--	--	13/0	11/0	24/0
Farrod Green	12/8	13/13	13/0	12/12	50/33
Landon Guidry	--	--	8/0	11/0	19/0
Stephen Guidry	--	--	13/5	11/8	24/13
Kylin Hill	--	13/0	11/11	12/12	36/23
Jack Harris	--	--	--	1/0	1/0
James Jackson	--	--	4/0	8/0	12/0
Devonta Jason	--	--	13/0	2/0	15/0
R.J. Jennings	--	--	9/0	5/0	14/0
Jett Johnson	--	--	2/0	--	2/0
Kwatrivous Johnson	--	--	2/0	2/0	4/0
Brevyn Jones	--	--	--	1/0	1/0
Dontea Jones	--	4/0	12/0	11/0	27/0
Jarrian Jones	--	--	--	10/1	10/1
Kendell Jones	1/0	4/0	1/0	9/0	15/0
Kobe Jones	--	13/0	13/1	12/0	38/1
Sh'mar Kilby-Lane	--	--	6/0	10/0	16/0
Jaquarius Landrews	--	--	10/3	12/12	22/15
Jordan Lawless	--	--	2/0	1/0	3/0
Dylan Lawrence	--	--	--	1/0	1/0
Leo Lewis	13/13	13/12	12/10	12/12	50/47
Fabien Lovett	--	--	2/0	12/12	14/12
Jalen Mayden	--	--	3/0	--	3/0
Osirus Mitchell	--	9/0	13/13	12/11	34/24
C.J. Morgan	--	10/0	13/3	9/9	32/12

Player	'16	'17	'18	'19	Total
Marcus Murphy	--	--	12/0	4/2	16/2
Aaron Odom	--	--	2/0	2/0	4/0
Dareawn Parker	--	12/0	13/0	10/10	35/10
JaVonta Payton	--	--	--	11/1	11/1
Nick Pendley	--	--	--	2/0	2/0
Fred Peters	--	--	--	12/0	12/0
Tyre Phillips	--	--	13/0	12/12	25/12
Nathan Pickering	--	--	--	8/1	8/1
Shawn Preston Jr.	--	--	1/0	7/1	8/1
J.P. Purvis	--	--	--	4/0	4/0
Jaylon Reed	--	--	3/0	--	3/0
Stewart Reese	--	13/13	13/13	10/7	36/34
Chauncey Rivers	--	--	13/0	12/12	25/12
Robert Rivers	--	--	3/0	1/0	4/0
Devon Robinson	--	--	1/0	--	1/0
Demonte' Russell	--	--	--	3/0	3/0
Kody Schexnayder	4/0	1/0	13/0	12/0	30/0
LaQuinston Sharp	--	--	--	8/4	8/4
Joshua Short	--	--	1/0	--	1/0
Garrett Shrader	--	--	--	10/4	10/4
Maurice Smitherman	10/0	13/0	13/2	6/6	42/8
Marquiss Spencer	12/0	13/0	5/1	12/12	40/11
Geor'quarius Spivey	--	--	3/0	12/1	15/1
Tommy Stevens	--	--	--	8/8	8/8
Michael Story	8/2	6/0	9/1	10/1	33/4
Cordavien Suggs	--	--	--	2/0	2/0
Nathan Swanson	--	--	2/0	--	2/0
Dedrick Thomas	10/0	13/0	13/8	12/11	48/18
Erroll Thompson	--	13/3	13/13	12/12	38/28
Keytaon Thompson	--	10/1	9/1	1/0	20/2
Sherman Timbs	--	--	1/0	12/0	13/0
Powers Warren	--	--	5/0	1/0	6/0
Tim Washington	12/0	13/0	13/0	11/0	49/0
Nathaniel Watson	--	--	2/0	6/0	8/0
Evans Wilkerson	12/0	13/0	13/0	12/0	50/0
Austin Williams	--	--	13/5	12/0	25/5
Darryl Williams	7/0	13/13	12/12	12/12	44/37
Tyler Williams	--	--	9/0	9/4	18/4
Lee Witherspoon	--	--	--	10/0	10/0
Cameron Young	--	--	1/0	8/0	9/0
Isaiah Zuber	--	--	--	12/3	12/3

* 11/0 in 2015

LONG PLAYS

MISSISSIPPI STATE'S 20+ YARD PLAYS

MSU'S 20+ YARD PLAYS BREAKDOWN

BY PLAY

Pass	30
Rush	27
TOTAL	57

BY GAME

Louisiana	3
Southern Miss	4
Kansas State	3
Kentucky	6
Auburn	6
Tennessee	1
LSU	3
Texas A&M	6
Arkansas	9
Alabama	4
Abilene Christian	6
Ole Miss	6

BY QUARTER

1st	16
2nd	12
3rd	16
4th	13

RUSHING

Kylin Hill	12
Nick Gibson	6
Garrett Shrader	4
Tommy Stevens	4
Lee Witherspoon	1

PASSING

Garrett Shrader	21
Tommy Stevens	9

RECEIVING

Dedrick Thomas	7
Osirus Mitchell	6
Isaiah Zuber	4
Stephen Guidry	3
Farrod Green	3
JaVonta Payton	2
Austin Williams	2
Malik Dear	1
Nick Gibson	1
Kylin Hill	1

20+ MORE YARD TOUCHDOWNS

Osirus Mitchell	5
Nick Gibson	2
Stephen Guidry	2
Kylin Hill	1
Tommy Stevens	1
Lee Witherspoon	1
Isaiah Zuber	1

MSU'S 20+ YARD PLAYS FROM SCRIMMAGE

Yards	Type	Player	Opponent	Qtr.
88*	Pass	Kylin Hill from Tommy Stevens	Abilene Christian	2nd
62	Rush	Kylin Hill	Arkansas	1st
58	Rush	Kylin Hill	Arkansas	2nd
49	Rush	Garrett Shrader	Kentucky	4th
47*	Rush	Nick Gibson	Arkansas	4th
47	Pass	Farrod Green from Garrett Shrader	Auburn	2nd
46	Rush	Tommy Stevens	Alabama	3rd
42	Pass	Dedrick Thomas from Tommy Stevens	Arkansas	3rd
39	Rush	Kylin Hill	Texas A&M	3rd
38*	Pass	Isaiah Zuber from Garrett Shrader	Texas A&M	4th
37	Rush	Kylin Hill	Arkansas	2nd
36	Rush	Kylin Hill	Texas A&M	1st
36	Rush	Garrett Shrader	Kentucky	2nd
35*	Pass	Osirus Mitchell from Tommy Stevens	Kansas State	2nd
34	Pass	JaVonta Payton from Garrett Shrader	Abilene Christian	4th
33*	Pass	Osirus Mitchell from Tommy Stevens	Arkansas	1st
32*	Pass	Stephen Guidry from Garrett Shrader	Texas A&M	1st
31*	Pass	Osirus Mitchell from Tommy Stevens	Louisiana	1st
30	Rush	Nick Gibson	Ole Miss	4th
30*	Rush	Tommy Stevens	Abilene Christian	3rd
30	Pass	Tommy Stevens to Farrod Green	Alabama	3rd
30	Pass	JaVonta Payton from Garrett Shrader	Auburn	4th
29	Rush	Tommy Stevens	Abilene Christian	3rd
29	Pass	Isaiah Zuber from Garrett Shrader	LSU	3rd
28	Rush	Kylin Hill	Ole Miss	1st
28	Rush	Nick Gibson	Arkansas	4th
28*	Pass	Osirus Mitchell from Tommy Stevens	Southern Miss	1st
28	Pass	Austin Williams from Tommy Stevens	Louisiana	2nd
27*	Rush	Nick Gibson	Ole Miss	1st
27	Rush	Tommy Stevens	Alabama	1st
27	Pass	Isaiah Zuber from Tommy Stevens	Arkansas	2nd
26	Pass	Dedrick Thomas from Garrett Shrader	Kansas State	3rd
25	Pass	Stephen Guidry from Garrett Shrader	Texas A&M	4th
25	Pass	Dedrick Thomas from Garrett Shrader	Texas A&M	3rd
25	Pass	Dedrick Thomas from Garrett Shrader	Kentucky	3rd
24	Pass	Nick Gibson from Garrett Shrader	LSU	2nd
24*	Pass	Stephen Guidry from Garrett Shrader	LSU	4th
24	Rush	Garrett Shrader	Auburn	1st
23	Pass	Farrod Green from Garrett Shrader	Ole Miss	1st
22	Rush	Kylin Hill	Abilene Christian	1st
22	Rush	Kylin Hill	Abilene Christian	3rd
22	Rush	Kylin Hill	Kansas State	2nd
22	Rush	Kylin Hill	Southern Miss	1st
22	Rush	Kylin Hill	Southern Miss	3rd
22*	Rush	Lee Witherspoon	Southern Miss	4th
21	Rush	Nick Gibson	Arkansas	2nd
21	Pass	Osirus Mitchell from Garrett Shrader	Tennessee	4th
21*	Pass	Osirus Mitchell from Garrett Shrader	Auburn	3rd
21	Pass	Dedrick Thomas from Garrett Shrader	Kentucky	1st
20	Pass	Dedrick Thomas from Garrett Shrader	Ole Miss	1st
20	Pass	Dedrick Thomas from Garrett Shrader	Ole Miss	3rd
20	Rush	Nick Gibson	Alabama	4th
20	Rush	Garrett Shrader	Auburn	4th
20	Pass	Isaiah Zuber from Garrett Shrader	Auburn	3rd
20	Pass	Austin Williams from Garrett Shrader	Kentucky	2nd
20	Pass	Malik Dear from Garrett Shrader	Kentucky	3rd
20	Rush	Kylin Hill	Louisiana	1st

*Denotes play resulted in touchdown.

MISSISSIPPI STATE'S LONGEST PLAYS OF THE SEASON

Type	Play	Opponent
Rushing	62 yards by Kylin Hill	Arkansas (11/2)
Rushing Touchdown	47 yards by Nick Gibson	Arkansas (11/2)
Passing	88 yards by Tommy Stevens to Kylin Hill	Abilene Christian (11/23)
Passing Touchdown	88 yards by Tommy Stevens to Kylin Hill	Abilene Christian (11/23)
Punt Return	40 yards by Malik Dear	at Louisiana (8/31)
Kick Return	24 yards by JaVonta Payton	Kansas State (9/14)
Interception Return	52 yards by Willie Gay Jr.	Kentucky (9/21)
Punt	70 yards by Tucker Day	LSU (10/19)
Field Goal	51 yards by Jace Christmann	at Tennessee (10/12)

MISCELLANEOUS STATS

GAMES WITH A RECEPTION

Player	'16	'17	'18	'19	Career
#1 Stephen Guidry	--	--	12	10	22
#2 Deddrick Thomas	3	11	10	12	36
#3 Devonta Jason	--	--	2	--	2
#4 JaVonta Payton	--	--	--	6	6
#5 Osirus Mitchell	--	5	10	9	24
#8 Kylin Hill	--	3	10	10	23
#9 Malik Dear (10 in '15)	10	--	1	2	23
#12 Isaiah Zuber	--	--	--	6	6
#18 Cameron Gardner	--	--	--	1	1
#21 Nick Gibson	0	3	5	2	10
#25 Brad Cumbest	--	--	1	1	2
#82 Farrod Green	6	5	9	11	31
#84 Dontea Jones	--	0	4	4	8
#85 Austin Williams	--	--	7	7	14

GAMES WITH 5+ RECEPTIONS

Player	'16	'17	'18	'19	Career
#1 Stephen Guidry	--	--	0	1	1
#5 Osirus Mitchell	--	0	2	4	5
#8 Kylin Hill	--	0	1	--	1
#9 Malik Dear (1 in '15)	0	--	0	--	1

RECEPTIONS OF 20+ YARDS

Player	'16	'17	'18	'19	Career
#1 Stephen Guidry	--	--	9	3	12
#2 Deddrick Thomas	0	4	4	5	13
#3 Devonta Jason	--	--	1	1	2
#4 JaVonta Peyton	--	--	--	1	1
#5 Osirus Mitchell	--	--	7	4	11
#8 Kylin Hill	--	0	2	1	3
#9 Malik Dear (1 in '15)	4	--	0	--	5
#21 Nick Gibson	0	0	0	2	2
#25 Brad Cumbest	--	--	1	--	1
#82 Farrod Green	0	4	0	2	6
#84 Dontea Jones	--	0	1	--	1
#85 Austin Williams	--	--	3	2	5

RECEPTIONS OF 50+ YARDS

Player	'16	'17	'18	'19	Career
#1 Stephen Guidry	--	--	2	--	2
#5 Osirus Mitchell	--	--	1	--	1
#8 Kylin Hill	--	--	1	1	2
#82 Farrod Green	0	1	0	--	1

RECEPTIONS FOR A FIRST DOWN

Player	'16	'17	'18	'19	Career
#1 Stephen Guidry	--	--	15	19	34
#2 Deddrick Thomas	3	10	10	17	40
#3 Devonta Jason	--	--	2	--	2
#4 JaVonta Peyton	--	--	--	2	2
#5 Osirus Mitchell	--	3	13	19	35
#8 Kylin Hill	--	1	6	6	13
#9 Malik Dear (14 in '15)	13	--	1	3	31
#12 Isaiah Zuber	--	--	--	8	8
#18 Cameron Gardner	--	--	--	1	1
#21 Nick Gibson	0	2	2	1	5
#25 Brad Cumbest	--	--	1	--	1
#82 Farrod Green	7	5	5	11	29
#84 Dontea Jones	--	0	3	3	6
#85 Austin Williams	--	--	5	5	10

100-YARDS RECEIVING

Player	'16	'17	'18	'19	Career
#1 Stephen Guidry	--	--	1	--	1
#5 Osirus Mitchell	--	0	1	--	1

GAMES WITH A RECEIVING TD

Player	'16	'17	'18	'19	Career
#1 Stephen Guidry	--	--	3	4	7
#2 Deddrick Thomas	1	4	2	2	9
#5 Osirus Mitchell	--	0	3	5	8
#8 Kylin Hill	--	0	4	1	5
#9 Malik Dear (1 in '15)	2	--	0	--	3
#82 Farrod Green	1	0	0	1	2
#84 Dontea Jones	--	0	1	--	1
#85 Austin Williams	--	--	2	2	4

GAMES WITH MULTIPLE RECEIVING TDS

Player	'16	'17	'18	'19	Career
#5 Osirus Mitchell	--	0	1	--	1
#9 Malik Dear (1 in '15)	0	--	0	--	1
#85 Austin Williams	--	--	1	--	1

RUNS OF 10+ YARDS

Player	'16	'17	'18	'19	Career
#6 Garrett Shrader	--	--	--	29	29
#8 Kylin Hill	--	14	19	39	72
#21 Nick Gibson	2	8	5	11	26

RUNS OF 20+ YARDS

Player	'16	'17	'18	'19	Career
#6 Garrett Shrader	--	--	--	8	8
#8 Kylin Hill	--	1	5	12	19
#21 Nick Gibson	0	1	2	5	7

RUNS OF 50+ YARDS

Player	'16	'17	'18	'19	Career
#8 Kylin Hill	--	0	1	2	3
#21 Nick Gibson	0	0	1	--	1

RUSHING FIRST DOWNS

Player	'16	'17	'18	'19	Career
#6 Garrett Shrader	--	--	--	37	37
#8 Kylin Hill	--	22	37	61	120
#21 Nick Gibson	3	11	11	13	38

100-YARDS RUSHING

Player	'16	'17	'18	'19	Career
#6 Garrett Shrader	--	--	--	2	2
#8 Kylin Hill	--	0	3	8	11
#21 Nick Gibson	0	0	0	1	1

GAMES WITH A RUSHING TOUCHDOWN

Player	'16	'17	'18	'19	Career
#6 Garrett Shrader	--	--	--	5	5
#7 Tommy Stevens	--	--	--	3	3
#8 Kylin Hill	--	2	3	6	11
#21 Nick Gibson	0	1	1	5	7

GAMES WITH MULTIPLE RUSHING TDS

Player	'16	'17	'18	'19	Career
#8 Kylin Hill	--	0	1	2	3

CAREER HIGHS

MISSISSIPPI STATE OFFENSIVE/SPECIAL TEAMS CAREER HIGHS

#1 WR STEPHEN GUIDRY

Receptions.....	6, vs LSU (10-19-19)
Receiving Yards.....	130, vs. Texas A&M (10-27-18)
Receiving TDs.....	1, (6x) last vs LSU (10-19-19)
Long Reception.....	84 vs. Texas A&M (10-27-18)

#2 WR DEDDRICK THOMAS

Receptions.....	4, (twice) last vs. Ole Miss (11-28-19)
Receiving Yards.....	70, vs. LA Tech (11-3-18)
Receiving TDs.....	1, (6x) last vs Abilene Christian (11-23-19)
Long Reception.....	44, vs. Louisiana (9-15-18)
Punt Returns.....	4, vs. Massachusetts (11-3-17)
Punt Return Yards.....	104, vs. Massachusetts (11-3-17)
Long Punt Return.....	83 vs. Massachusetts (11-3-17)
Kick Returns.....	5, vs. Louisville (12-30-17)
Kick Return Yards.....	110, vs. Louisville (12-30-17)
Long Kick Return.....	22, (twice) last at Ole Miss (11-22-18)

#4 JAVONTA PAYTON

Receptions.....	2, vs. Kentucky (9-21-19)
Receiving Yards.....	34, vs Abilene Christian (11-23-19)
Long Reception.....	34, vs Abilene Christian (11-23-19)

#5 WR OSIRUS MITCHELL

Receptions.....	6, (3x) last at Louisiana (8-31-19)
Receiving Yards.....	114, vs. Stephen F. Austin (9-1-18)
Receiving TDs.....	2, vs. Stephen F. Austin (9-1-18)
Long Reception.....	84, vs. Stephen F. Austin (9-1-18)

#6 QB GARRETT SHRADER

Completions.....	17, (2x) last vs LSU (10-19-19)
Attempts.....	30, at Texas A&M (10-26-19)
Passing Yards.....	238, vs LSU (10-19-19)
Passing TDs.....	3, at Texas A&M (10-26-19)
Long Pass.....	47, at Auburn (9-28-19)
Rushes.....	19, vs LSU (10-19-19)
Rushing Yards.....	125, vs. Kentucky (9-21-19)
Rushing TDs.....	2, vs. Ole Miss (11-28-19)
Long Rush.....	49, vs. Kentucky (9-21-19)

#7 QB TOMMY STEVENS

Completions.....	20, at Louisiana (8-31-19)
Attempts.....	30, at Louisiana (8-31-19)
Passing Yards.....	236, at Louisiana (8-31-19)
Passing TDs.....	2, (4x) last vs Abilene Christian (11-23-19)
Long Pass.....	88, vs Abilene Christian (11-23-19)
Rushes.....	15, at Arkansas (11-2-19)
Rushing Yards.....	153, vs Abilene Christian (11-23-19)
Rushing TDs.....	3, at Maryland (11-25-17)*
Long Rush.....	46, vs. Alabama (11-17-19)
Receptions.....	3, vs. Washington (12-30-17)*
Receiving Yards.....	22, vs. Nebraska (11-18-17)*
Receiving TDs.....	1, (twice) last at Northwestern (10-7-17)*
Long Reception.....	13, vs. Nebraska (11-18-17)*

* achieved while playing at Penn State

#8 RB KYLIN HILL

Rushes.....	27, at Louisiana (8-31-19)
Rushing Yards.....	234, at Arkansas (11-2-19)
Rushing TDs.....	3, (twice) last at Arkansas (11-2-19)
Long Rush.....	52, at Kansas State (9-8-18)
Receptions.....	5, vs. LA Tech (11-3-18)
Receiving Yards.....	84, vs Abilene Christian (11-23-19)
Receiving TDs.....	1, (5x) last vs Abilene Christian (11-23-19)
Long Reception.....	88, vs Abilene Christian (11-23-19)

#9 WR MALIK DEAR

Receptions.....	6, vs. LA Tech (10-17-15)
Receiving Yards.....	70, vs. LA Tech (10-17-15)
Receiving TDs.....	2, vs. Ole Miss (11-28-15)
Long Reception.....	27, vs. LA Tech (10-17-15)
Rushes.....	5, at Kentucky (10-22-16)
Rushing Yards.....	77, at Kentucky (10-22-16)
Long Rush.....	52, at Texas A&M (10-3-15)
Punt Returns.....	2, (3x) last vs LSU (10-19-19)
Punt Return Yards.....	40, at Louisiana (8-31-19)
Long Punt Return.....	40, at Louisiana (8-31-19)
Kick Returns.....	4, vs. Arkansas (11-19-16)
Kick Return Yards.....	56, vs. LA Tech (10-17-15)
Long Kick Return.....	34, vs. LA Tech (10-17-15)

#12 WR ISAAH ZUBER

Receptions.....	10, at West Virginia (9-22-18)*
Receiving Yards.....	144, vs. UTSA (9-15-18)*
Receiving TDs.....	2, (3x) last at Texas A&M (10-26-19)
Long Reception.....	72, vs. UTSA (9-15-18)*
Punt Returns.....	4, at TCU (11-3-18)*
Punt Return Yards.....	92, at South Dakota (9-1-18)*
Long Punt Return.....	85, at South Dakota (9-1-18)*

* achieved while playing at Kansas State

#18 WR CAMERON GARDNER

Receptions.....	1, vs. Southern Miss (9-7-19)
Receiving Yards.....	7, vs. Southern Miss (9-7-19)
Receiving TDs.....	none
Long Reception.....	7, vs. Southern Miss (9-7-19)

#21 RB NICK GIBSON

Rushes.....	12, at Arkansas (11-2-19)
Rushing Yards.....	129, at Arkansas (11-2-19)
Rushing TDs.....	1, (7x) last vs. Ole Miss (11-28-19)
Long Rush.....	62, vs. LA Tech (11-3-18)
Receptions.....	1, (several times) last vs LSU (10-19-19)
Receiving Yards.....	12, (twice) last at LSU (10-20-18)
Long Reception.....	12, (twice) last at LSU (10-20-18)

#22 RB LEE WITHERSPOON

Rushes.....	7, vs. Southern Miss (9-7-18)
Rushing Yards.....	40, vs. Southern Miss (9-7-18)
Rushing TDs.....	1, vs. Southern Miss (9-7-18)
Long Rush.....	22, vs. Southern Miss (9-7-18)

#25 WR BRAD CUMBEST

Receptions.....	2, at Arkansas (11-2-19)
Receiving Yards.....	21, vs. Louisiana (9-15-18)
Receiving TDs.....	none
Long Reception.....	21, vs. Louisiana (9-15-18)

#82 TE FARROD GREEN

Receptions.....	3, (6x) last vs Abilene Christian (11-23-19)
Receiving Yards.....	69, at Auburn (9-28-19)
Receiving TDs.....	1, (twice) last at Arkansas (11-2-19)
Long Reception.....	62, vs. Charleston Southern (9-2-17)

#84 TE DONTAE JONES

Receptions.....	2, (twice) last vs. Kansas State (9-14-19)
Receiving Yards.....	32, vs. Kansas State (9-14-19)
Receiving TDs.....	1, vs. Stephen F. Austin (9-1-18)
Long Reception.....	26, vs. Kansas State (9-14-19)

#85 WR AUSTIN WILLIAMS

Receptions.....	3, at Louisiana (8-31-19)
Receiving Yards.....	52, vs. Arkansas (11-17-18)
Receiving TDs.....	2, vs. Arkansas (11-17-18)
Long Reception.....	33, vs. Arkansas (11-17-18)

#27 P KODY SCHEXNAYDER

Punts.....	7, at Alabama (11-12-16)
Punt Yards.....	210, at Alabama (11-12-16)
Punt Average.....	46.67, at Ole Miss (11-26-16)
Long Punt.....	52, vs. Texas A&M (11-5-16)
50+ Yard Punts.....	1, (twice) last at Ole Miss (11-26-16)
Punts Downed Inside 20.....	2, at Alabama (11-12-16)

#42 P TUCKER DAY

Punts.....	8, at Alabama (11-10-18)
Punt Yards.....	294, at Alabama (11-10-18)
Punt Average.....	50.4, vs. Iowa (1-1-19)
Long Punt.....	70, (2x) last vs LSU (10-19-19)
50+ Yard Punts.....	2, (twice) last vs. Southern Miss (9-7-19)
Punts Downed Inside 20.....	3, (3x) last vs. Southern Miss (9-7-19)

#47 K JACE CHRISTMANN

Field Goal Attempts.....	4, vs. Auburn (10-6-18)
Field Goals Made.....	3, (3x) last vs. Iowa (1-1-19)
Field Goal Long.....	51, vs. Tennessee (10-12-19)
PATs Made.....	8, vs. Louisiana (9-15-18)
Kickoffs.....	2, vs. Alabama (11-17-19)
Kickoff Yards.....	60, vs. Alabama (11-17-19)
Kickoff Average.....	44.0, vs. LA Tech (11-3-18)

#47 K SCOTT GOODMAN

Kickoffs.....	10, vs. Stephen F. Austin (9-1-18)
Kickoff Yards.....	643, vs. Stephen F. Austin (9-1-18)
Kickoff Average.....	65.0, (twice) last at Alabama (11-10-18)

#97 P REED BOWMAN

Punts.....	2, at Auburn (9-28-19)
Punt Yards.....	82, at Auburn (9-28-19)
Punt Average.....	41.0, at Auburn (9-28-19)
Long Punt.....	51, at Auburn (9-28-19)
50+ Yard Punt.....	1, at Auburn (9-28-19)
Punts Downed Inside 20.....	1, at Auburn (9-28-19)

CAREER HIGHS

MISSISSIPPI STATE DEFENSIVE CAREER HIGHS

#1 CB MARTIN EMERSON

Tackles	6, at Auburn (9-28-19)
TFL	1.0, at Auburn (9-28-19)
Sacks	none
PBU	1, at Arkansas (11-2-19)
Interceptions	1, vs. Southern Miss (9-7-19)
Fumbles Forced	1, at Arkansas (11-2-19)
Fumbles Recovered	none

#2 CB JARRIAN JONES

Tackles	6, vs. Abilene Christian (11-23-19)
TFL	none
Sacks	none
PBU	1, (twice) at Texas A&M (10-26-19)
Interceptions	none
Fumbles Forced	none
Fumbles Recovered	1, vs. Kansas State (9-14-19)

#3 CB CAMERON DANTZLER

Tackles	9, vs. Ole Miss (11-28-19)
TFL	1.0, (5x) last vs. Ole Miss (11-28-19)
Sacks	1.5, vs. Abilene Christian (11-23-19)
PBU	3, (3x) last vs. Kentucky (9-21-19)
Interceptions	1, (5x) last vs. Tennessee (10-12-19)
Fumbles Forced	1, vs. LSU (10-19-19)
Fumbles Recovered	1, at Louisiana (8-31-19)

#5 DE CHAUNCEY RIVERS

Tackles	5, (3x) last vs. Ole Miss (11-28-19)
TFL	2.0, vs. Louisiana (9-15-18)
Sacks	1.5, (2x) last vs. Ole Miss (11-28-19)
PBU	1, (3x) last vs. Ole Miss (11-28-19)
Interceptions	none
Fumbles Forced	1, vs. Ole Miss (11-28-19)
Fumbles Recovered	none

#6 LB WILLIE GAY JR.

Tackles	9, at Alabama (11-10-18)
TFL	2.0, at Alabama (11-10-18)
Sacks	2.0, at Alabama (11-10-18)
PBU	1, (4x) last vs. Ole Miss (11-28-19)
Interceptions	1, (3x) last vs. Kentucky (9-21-19)
Fumbles Forced	1, vs. Massachusetts (11-3-17)
Fumbles Recovered	1, (3x) last vs. Ole Miss (11-28-19)

#7 S MARCUS MURPHY

Tackles	8, (2x) last vs. Ole Miss (11-28-19)
TFL	1.0 vs. Ole Miss (11-28-19)
Sacks	none
PBU	1, (twice) last at Arkansas (11-2-19)
Interceptions	1, at Arkansas (11-2-19)
Fumbles Forced	none
Fumbles Recovered	none

#10 LB LEO LEWIS

Tackles	12, (twice) last vs. Kansas State (9-14-19)
TFL	2.0, vs. South Alabama (9-3-16)
Sacks	1.0, (3x) last vs. LSU (10-19-19)
PBU	1, (5x) last vs. Abilene Christian (11-23-19)
Interceptions	none
Fumbles Forced	1, (2x) at Auburn (9-28-19)
Fumbles Recovered	2, at Auburn (9-28-19)

#11 S JAQUARIUS LANDREWS

Tackles	9, at Auburn (9-28-19)
TFL	none
Sacks	none
PBU	1, (3x) last vs. Ole Miss (11-28-19)
Interceptions	1, vs. Abilene Christian (11-23-19)
Fumbles Forced	none
Fumbles Recovered	none

#12 S SHAWN PRESTON, JR.

Tackles	8, vs. Abilene Christian (11-23-19)
TFL	2.5, vs. Texas A&M (10-27-18)
Sacks	2.0, vs. Texas A&M (10-27-18)
PBU	4, vs. Kentucky (9-21-19)
Interceptions	none
Fumbles Forced	none
Fumbles Recovered	none

#13 CB TYLER WILLIAMS

Tackles	8, vs. Alabama (11-17-19)
TFL	none
Sacks	none
PBU	2, at Louisiana (8-31-19)
Interceptions	none
Fumbles Forced	1, vs. Alabama (11-17-19)
Fumbles Recovered	1, vs. Southern Miss (9-7-19)

#14 LB NATHANIEL WATSON

Tackles	2, vs. Stephen F. Austin (9-1-18)
TFL	none
Sacks	none
PBU	none
Interceptions	none
Fumbles Forced	none
Fumbles Recovered	none

#16 CB KOREY CHARLES

Tackles	2, at Texas A&M (10-26-19)
TFL	none
Sacks	none
PBU	none
Interceptions	none
Fumbles Forced	1, vs. Abilene Christian (11-23-19)
Fumbles Recovered	none

#18 LB AARON BRULE

Tackles	5, vs. Abilene Christian (11-23-19)
TFL	none
Sacks	none
PBU	1, vs. Abilene Christian (11-23-19)
Interceptions	none
Fumbles Forced	none
Fumbles Recovered	1, at Auburn (9-28-19)

#20 CB TAURY DIXON

Tackles	1, at Louisiana (8-31-19)
TFL	none
Sacks	none
PBU	none
Interceptions	none
Fumbles Forced	none
Fumbles Recovered	none

#31 S AADREEKIS CONNER

Tackles	2, vs. Kansas State (9-14-19)
TFL	none
Sacks	none
PBU	none
Interceptions	none
Fumbles Forced	none
Fumbles Recovered	none

#32 S BRIAN COLE II

Tackles	9, at Texas A&M (10-26-19)
TFL	2.5, vs. Southern Miss (9-7-19)
Sacks	1.0, (3x) last vs. Kansas State (9-14-19)
PBU	1, (twice) last at Arkansas (11-2-19)
Interceptions	1, (2x) last vs. Tennessee (10-12-19)
Fumbles Forced	1, vs. Kansas State (9-14-19)
Fumbles Recovered	1, (2x) last vs. Ole Miss (11-28-19)

#38 S FRED PETERS

Tackles	4, vs. Abilene Christian (11-23-19)
TFL	2.0, vs. Abilene Christian (11-23-19)
Sacks	1.0, vs. Abilene Christian (11-23-19)
PBU	none
Interceptions	1, vs. Abilene Christian (11-23-19)
Fumbles Forced	1, vs. Abilene Christian (11-23-19)
Fumbles Recovered	none

#40 LB ERROLL THOMPSON

Tackles	14, vs. Florida (9-29-18)
TFL	2.5, vs. Arkansas (11-17-18)
Sacks	1.5, vs. Arkansas (11-17-18)
PBU	1, (twice) last vs. Kentucky (9-21-19)
Interceptions	1, (twice) last vs. Texas A&M (10-27-18)
Fumbles Forced	1, (2x) last vs. Ole Miss (11-28-19)
Fumbles Recovered	1, at Louisiana (8-31-19)

#41 LB TIM WASHINGTON

Tackles	9, vs. Louisiana (9-15-18)
TFL	1.0, (3x) last vs. Kentucky (9-21-19)
Sacks	1.0, vs. Kentucky (9-21-19)
PBU	none
Interceptions	none
Fumbles Forced	2, at Auburn (9-28-19)
Fumbles Recovered	none

#42 DE MARQUISS SPENCER

Tackles	6, at Texas A&M (10-26-19)
TFL	1.5, (2x) last vs. Alabama (11-17-19)
Sacks	1.0, (twice) last vs. Southern Miss (9-7-19)
PBU	1, (3x) vs. LSU (10-19-19)
Interceptions	none
Fumbles Forced	1, (twice) last vs. Southern Miss (9-7-19)
Fumbles Recovered	1, (3x) last at Arkansas (11-18-17)

#52 DE KOBE JONES

Tackles	6, vs. Charleston Southern (9-2-17)
TFL	2.5, vs. Charleston Southern (9-2-17)
Sacks	1.0, (twice) last at Auburn (9-28-19)
PBU	none
Interceptions	none
Fumbles Forced	1, vs. Charleston Southern (9-2-17)
Fumbles Recovered	1, vs. Auburn (10-6-18)

#54 DT FABIEN LOVETT

Tackles	4, vs. Tennessee (10-12-19)
TFL	0.5, (2x) last vs. Ole Miss (11-28-19)
Sacks	0.5, (2x) last vs. Ole Miss (11-28-19)
PBU	none
Interceptions	none
Fumbles Forced	none
Fumbles Recovered	none

#84 DT JADEN CRUMEDY

Tackles	4, vs. Alabama (11-17-19)
TFL	1.0, (2x) last vs. Ole Miss (11-28-19)
Sacks	1.0, vs. Ole Miss (11-28-19)
PBU	none
Interceptions	none
Fumbles Forced	none
Fumbles Recovered	none

#90 DT LEE AUTRY

Tackles	3, (3x) last vs. Ole Miss (11-28-19)
TFL	1.0, (2x) last vs. Tennessee (10-12-19)
Sacks	0.5, vs. Tennessee (10-12-19)
PBU	1, vs. Ole Miss (11-28-19)
Interceptions	none
Fumbles Forced	none
Fumbles Recovered	none

#92 DT KENDELL JONES

Tackles	2, vs. Charleston Southern (9-1-17)
TFL	0.5, vs. Charleston Southern (9-1-17)
Sacks	none
PBU	none
Interceptions	none
Fumbles Forced	none
Fumbles Recovered	none

#99 DT JAMES JACKSON

Tackles	2, vs. Stephen F. Austin (9-1-18)
TFL	none
Sacks	none
PBU	none
Interceptions	none
Fumbles Forced	1, at Auburn (9-28-19)
Fumbles Recovered	none

2019 GAME LEADERS

MISSISSIPPI STATE GAME-BY-GAME LEADERS

Opponent	Rushes	Rush Yards	Catches	Receiving Yards	Tackles	Tackles-For-Loss	Sacks
at Louisiana	27, K. Hill	197, K. Hill	6, O. Mitchell	88, O. Mitchell	10, E. Thompson	1.0, 3 players	1.0, Team
Southern Miss	14, K. Hill	123, K. Hill	3, O. Mitchell	46, O. Mitchell	7, 2 players	2.5, B. Cole	1.0, 2 players
Kansas State	24, K. Hill	111, K. Hill	5, O. Mitchell	74, O. Mitchell	12, L. Lewis	2.0, B. Cole	1.0, B. Cole
Kentucky	26, K. Hill	125, G. Shrader	4, O. Mitchell	46, D. Thomas	9, C. Morgan	1.0, 5 players	1.0, 3 players
at Auburn	17, K. Hill	89, G. Shrader	3, F. Green	69, F. Green	8, 2 players	1.0, 6 players	1.0, 2 players
at Tennessee	13, G. Shrader	62, G. Shrader	5, O. Mitchell	58, O. Mitchell	13, E. Thompson	1.0, 4 players	0.5, 2 players
LSU	19, G. Shrader	66, G. Shrader	6, S. Guidry	98, S. Guidry	8, J. Landrews	1.5, 2 players	1.5, C. Rivers
at Texas A&M	21, K. Hill	150, K. Hill	3, 2 players	59, S. Guidry	9, B. Cole	1.0, 2 players	--
at Arkansas	21, K. Hill	234, K. Hill	2, 3 players	59, D. Thomas	8, 2 players	0.5, 4 players	--
Alabama	16, K. Hill	96, T. Stevens	3, 2 players	30, F. Green	9, E. Thompson	1.5, M. Spencer	0.5, 2 players
Abilene Christian	16, K. Hill	153, K. Hill	3, 3 players	84, K. Hill	8, S. Preston	2.5, N. Pickering	1.0, 3 players
Ole Miss	27, K. Hill	132, K. Hill	4, D. Thomas	49, D. Thomas	11, E. Thompson	1.5, C. Rivers	1.5, C. Rivers

OPPONENT GAME-BY-GAME LEADERS

Opponent	Rushes	Rush Yards	Catches	Receiving Yards	Tackles	Tackles-For-Loss	Sacks
at Louisiana	14, E. Mitchell	80, R. Calais	8, J. Bell	113, J. Bell	9, P. Butler	1.0, 2 players	1.0, 2 players
Southern Miss	6, D. Harris	51, K. Perkins	6, J. Mitchell	94, J. Mitchell	10, S. Showers	2.0, T. Williams	2.0, T. Williams
Kansas State	17, J. Gilbert	59, J. Gilbert	3, D. Schoen	50, D. Schoen	11, D. Goolsby	1.5, K. Ball	1.0, 2 players
Kentucky	10, K. Smoke	105, A. Rose	7, L. Bowden	129, L. Bowden	10, B. Echols	1.5, D. Square	1.0, 2 players
at Auburn	10, J. Whittlow	56, B. Nix	8, S. Williams	161, S. Williams	6, D. Thomas	2.0, K. Britt	1.0, 2 players
at Tennessee	19, T. Jordan	63, T. Chandler	3, 2 players	56, T. Byrd	7, D. Bituli	2.0, D. Taylor	2.0, D. Taylor
LSU	11, C. Edwards-Helaire	53, C. Edwards-Helaire	8, J. Jefferson	89, J. Jefferson	11, G. Delpit	2.0, M. Divinity	1.0, 2 players
at Texas A&M	22, I. Spiller	90, I. Spiller	5, Q. Davis	63, J. Wydermyer	7, D. Richardson	1.0, 2 players	1.0, 2 players
at Arkansas	11, R. Boyd	114, R. Boyd	2, 2 players	32, T. Burks	13, B. Pool	1.5, B. Pool	--
Alabama	17, N. Harris	88, N. Harris	7, J. Judy	114, J. Judy	10, S. Lee	1.0, 4 players	1.0, B. Davis
Abilene Christian	9, S. Davis	31, S. Davis	11, K. Clark	115, B. Hohenstein	12, J. Gibbens	1.0, 4 players	0.5, 2 players
Ole Miss	18, J.R. Plumlee	82, J. Ealy	3, 3 players	88, B. Sanders	9, J. Jones	3.0, S. Williams	1.0, 3 players

LAST TIME IT HAPPENED

LAST TIME MISSISSIPPI STATE ...

RUSHING

Had 400+ yards rushing: at Arkansas, 2019 (460)
Had 300+ yards rushing: vs. Abilene Christian, 2019 (372)
Had 250+ yards rushing: vs. Abilene Christian, 2019 (372)
Had 70+ rushing attempts: vs. Arkansas, 2010 (70)
Had 60+ rushing attempts: vs. Ole Miss, 2017 (62)
Had 50+ rushing attempts: at Arkansas, 2019 (57)
Had seven+ rushing TDs: vs. Louisiana, 2018 (6)
Had six+ rushing TDs: vs. Louisiana, 2018 (6)
Had five+ rushing TDs: vs. Louisiana, 2018 (6)
Had four+ rushing TDs: at Arkansas, 2019 (4)
Had three+ rushing TDs: vs. Ole Miss, 2019 (3)
Had two+ players with 100 yards rushing: at Arkansas, 2019 (Kylin Hill - 234, Nick Gibson - 129)
Had three+ players with 100 yards rushing: vs. NE Louisiana, 1996 (Tony Buckhalter 119, Nakia Greer 110, Robert Isaac 103)

PASSING

Had 450+ yards passing: at Arkansas, 2015 (508)
Had 400+ yards passing: vs. Samford, 2016 (417)
Had 300+ yards passing: vs. Stephen F. Austin, 2018 (398)
Had 200+ yards passing: vs. LSU, 2019 (238)
Had 40+ pass attempts: at Alabama, 2016 (43)
Had 30+ pass attempts: vs. Abilene Christian, 2019 (30)
Had 25+ pass completions: vs. UMass, 2016 (26)
Had 20+ pass completions: at Louisiana, 2019 (20)
Had five+ passing TDs: vs. Arkansas, 2018 (5)
Had four+ passing TDs: vs. Arkansas, 2018 (5)
Had three+ passing TDs: vs. Abilene Christian, 2019 (3)
Had four+ passes intercepted: at LSU, 2018 (4)
Had three+ passes intercepted: at Tennessee, 2019 (3)

RECEIVING

Had two players with 100 yards receiving: vs. Samford, 2016 (Donald Gray, 207; Fred Ross, 107)
Had 10+ different receivers catch a pass: vs. Stephen F. Austin, 2018 (12)
Had eight+ different receivers catch a pass: at Louisiana, 2019 (9)

COMBINATION OFFENSE

Had one 300-yard passer and one 100-yard rusher in a game: vs. Brigham Young, 2001 (Kevin Fant 346 pass & Dizenzo Miller 119 rush)
Had one 100-yard receiver and one 100-yard rusher in a game: vs. Stephen F. Austin, 2018 (Osirus Mitchell 114 receiving & Keytaon Thompson 109 rush)

TOTAL OFFENSE

Had 600+ yards total offense: at Arkansas, 2019 (640)
Had 550+ yards total offense: vs. Abilene Christian, 2019 (577)
Had 500+ yards total offense: vs. Abilene Christian, 2019 (577)
Had 400+ yards total offense: vs. Abilene Christian, 2019 (577)
Had 85+ plays total offense: vs. Ole Miss, 2017 (94)
Had 80+ plays total offense: vs. Ole Miss, 2017 (94)
Had 75+ plays total offense: at Arkansas, 2019 (76)

LAST TIME IT HAPPENED

LAST TIME MISSISSIPPI STATE ...

SCORING

Scored 60+ points:	vs. Stephen F. Austin, 2018 (63)
Scored 50+ points:	at Arkansas, 2019 (54)
Scored 40+ points:	vs. Abilene Christian, 2019 (45)
Scored 30+ points:	vs. Abilene Christian, 2019 (45)
Allowed 60+ points:	vs. South Carolina, 1995 (65)
Allowed 50+ points:	at Auburn, 2019 (56)
Allowed 40+ points:	at Texas A&M, 2019 (49)
Allowed 30+ points:	Alabama, 2019 (38)
Was held scoreless:	at Alabama, 2018 (0-24)
Was held scoreless at Scott Field:	vs. LSU, 2007 (0-45)
Was held scoreless on the road:	at No. 1 Alabama, 2018 (0-24)
Was held scoreless at a non-campus site:	vs. Florida, 1989 (21-0 in Tampa, Fla.)
Held opponent scoreless:	vs. Charleston Southern, 2017 (49-0)
Held opponent scoreless at Scott Field:	vs. Charleston Southern, 2017 (49-0)
Held opponent scoreless on the road:	at South Carolina, 1998 (38-0)
Held opponent scoreless at neutral site:	vs. Kansas, 1981 Hall of Fame Bowl (10-0)
Held opponent without a touchdown:	at Ole Miss, 2018 (35-3)
Held opponent without an offensive touchdown:	at Ole Miss, 2018 (35-3)
Held two opponents scoreless in one season:	2014
Held three opponents scoreless in one season:	1963
Held an SEC opponent scoreless:	vs. Vanderbilt, 2014 (51-0)
Held two SEC opponents scoreless in one season:	1998
Scored a two-point conversion passing:	vs. Arkansas, 2016 (Nick Fitzgerald to Fred Ross)
Scored a two-point conversion rushing:	vs. Ole Miss, 2017 (Keytaon Thompson rush)
Attempted a two-point conversion:	at Texas A&M, 2019 (pass unsuccessful)

TURNOVERS

Committed eight+ turnovers:	at Arkansas, 2003 (8)
Committed seven+ turnovers:	vs. LSU, 2007 (7)
Had five+ fumbles:	vs. Georgia Tech, 2009 (5)
Lost four+ fumbles:	vs. Georgia Tech, 2009 (4)
Lost three+ fumbles:	vs. Ole Miss, 2017 (3)
Did not commit a turnover:	vs. Southern Miss, 2019 (0)
Did not cause a turnover:	vs. Alabama, 2019 (0)
Recorded six+ takeaways:	at Kentucky, 2007 (6)
Recorded five+ takeaways:	vs. Arkansas, 2012 (5)
Returned three+ interceptions for TDs:	vs. Arkansas State, 1994 (Walt Harris - 41; Jimmy Lipscomb - 28; Dwayne Curry - 29)
Returned two+ interceptions for TDs:	vs. Jackson State, 2012 (Darius Slay - 52, Matthew Wells - 22)
Returned one interception for a TD:	at Arkansas, 2019 (32 yards by Marcus Murphy)
Returned a fumble for a TD:	at Louisiana Tech, 2017 (90 yards by Jeffery Simmons)
Two players had 2+ interceptions:	at Middle Tennessee, 2009 (Corey Broomfield - 2; Johnthan Banks - 2)

DEFENSE

Held opponent to 10 or fewer first downs:	at Arkansas, 2019 (10)
Held opponent to 0 or fewer yards rushing:	vs. Iowa, 2018 (-15 yds, 20 att.)
Held opponent to 25 or fewer yards rushing:	vs. Iowa, 2018 (-15 yds, 20 att.)
Held opponent to 50 or fewer yards rushing:	vs. Abilene Christian, 2019 (27 yds, 28 att.)
Held opponent to 50 or fewer yards passing:	vs. Charleston Southern, 2017 (15)
Held opponent to 100 or fewer yards rushing:	vs. Abilene Christian, 2019 (27 yds, 28 att.)
Held opponent to 100 or fewer yards passing:	vs. Louisiana Tech, 2018 (98)
Held opponent to 100 or fewer yards total offense:	vs. Charleston Southern, 2017 (33)
Held opponent to 200 or fewer yards total offense:	vs. Iowa, 2018 (199)

LAST TIME IT HAPPENED

LAST TIME MISSISSIPPI STATE ...

Held opponent to 250 or fewer yards total offense:	vs. Iowa, 2018 (199)
Held opponent to 300 or fewer yards total offense:	vs. Abilene Christian, 2019 (282)
Intercepted five+ passes:	at Memphis, 2002 (5)
Intercepted four+ passes:	at Middle Tennessee, 2009 (4)
Intercepted three+ passes:	vs. Louisville, 2017 (4)
Scored a safety:	vs. Charleston Southern, 2017 (2)
Scored two+ safeties:	vs. Charleston Southern, 2017 (2)
Recorded nine+ sacks:	at Ole Miss, 1996 (9.0)
Recorded eight+ sacks:	vs. Oklahoma State, 1999 (8.0)
Recorded six+ sacks:	vs. Louisville, 2017 (6)
Recorded five+ sacks:	vs. Arkansas, 2018 (5)
Did not record a sack:	at Arkansas, 2019
Recorded 10+ tackles for loss	vs. Abilene Christian, 2019 (10)
Had four players record 10+ tackles:	vs. Texas A&M, 2012 (B. McKinney, C. Lawrence, N. Whitley, M. Wells)
Had three players record 10+ tackles:	at LSU, 2018 (J. Abram, M. McLaurin, J. Simmons)
Had two players record 10+ tackles:	vs. Arkansas, 2018 (J. Abram, E. Thompson)

SPECIAL TEAMS

Returned a punt for a TD:	vs. UMass, 2017 (Dedrick Thomas - 82)
Returned a blocked punt for a TD:	at Louisiana Tech, 2017 (Jeffery Simmons - 90)
Returned a kickoff for a TD:	at Southern Miss, 2015 (Brandon Holloway - 100)
Returned a blocked FG for a TD:	vs. Southern Miss, 2014 (Jay Hughes - 70)
Blocked one punt:	at Louisiana Tech, 2017 (Jeffery Simmons)
Blocked two punts:	vs. LSU, 1999 (Robert Bean, Eugene Clinton, Rob Knight)
Blocked three punts:	vs. LSU, 1999 (Robert Bean, Eugene Clinton, Rob Knight)
Punted 10+ times:	at Ole Miss, 2008 (10)
Did not punt:	vs. Troy, 2013
Blocked a field goal:	vs. Miami (Ohio), 2016 (Nelson Adams)
Had a punt blocked:	at Texas A&M, 2017 (Armani Watts)
Had a field goal blocked:	at Arkansas, 2013 (Devon Bell 28-yard attempt)
Blocked a PAT kick:	vs. Miami (Ohio), 2016 (Johnathan Calvin)
Scored on a blocked PAT kick:	vs. Texas A&M, 2000 (Julius Griffith)
Missed a kicking PAT:	at Auburn, 2019
Had a kicking PAT blocked:	at Louisiana Tech, 2017
Recovered an onside kick:	at Texas A&M, 2017

MISCELLANEOUS

Had 30+ first downs:	vs. BYU, 2017 (35)
Had 20+ first downs:	vs. Abilene Christian, 2019 (26)
Had 20+ penalties:	vs. Clemson, 1999 (21)
Had 10+ penalties:	vs. LSU, 2019 (13)
Had 100+ yards in penalties:	vs. LSU, 2019 (109)
Had 35 minutes+ of possession time:	at Arkansas, 2019 (40:09)
Had 40 minutes+ of possession time:	at Arkansas, 2019 (40:09)
Was involved in a tie game:	vs. Arkansas, 1993 (13-13)
Was involved in an overtime game:	2OT at BYU, 2016 (L, 28-21)

LAST TIME IT HAPPENED

LAST TIME A MISSISSIPPI STATE PLAYER ...

RUSHING

Rushed 40+ times:	Michael Davis vs. Ole Miss, 1993 (40)
Rushed 35+ times:	James Johnson vs. Alabama, 1998 (36)
Rushed 30+ times:	Vick Ballard vs. Arkansas, 2010 (33)
Rushed 25+ times:	Kylin Hill vs. Ole Miss, 2019 (27)
Rushed for 250+ yards:	Nick Fitzgerald at Ole Miss, 2016 (258)
Rushed for 200+ yards:	Kylin Hill at Arkansas, 2019 (234)
Rushed for 175+ yards:	Kylin Hill at Arkansas, 2019 (234)
Rushed for 150+ yards:	Kylin Hill vs. Abilene Christian, 2019 (153)
Rushed for 125+ yards:	Kylin Hill vs. Abilene Christian, 2019 (153)
Rushed for 100+ yards:	Kylin Hill vs. Ole Miss, 2019 (132)
Rushed for 100+ yards (QB):	Garrett Shrader vs. Kentucky, 2019 (125)
Rushed for four+ touchdowns:	Nick Fitzgerald vs. Louisiana, 2018 (4)
Rushed for three+ touchdowns:	Kylin Hill at Arkansas, 2019 (3)
Rushed for two+ touchdowns:	Garrett Shrader vs. Ole Miss, 2019 (2)
Had a run of 80+ yards:	James Johnson at Alabama, 1997 (83)
Had a run of 70+ yards:	Nick Fitzgerald vs. Texas A&M, 2018 (76)
Had a run of 60+ yards:	Kylin Hill at Arkansas, 2019 (62)
Had a run of 50+ yards:	Kylin Hill at Arkansas, 2019 (62)

PASSING

Passed for 450+ yards:	Dak Prescott at Arkansas, 2015 (508)
Passed for 400+ yards:	Nick Fitzgerald vs. Samford, 2016 (417)
Passed for 300+ yards:	Keytaon Thompson vs. Stephen F. Austin, 2018 (364)
Passed for 250+ yards:	Keytaon Thompson vs. Stephen F. Austin, 2018 (364)
Passed for 200+ yards:	Garrett Shrader vs. LSU, 2019 (238)
Attempted 45+ passes:	Dak Prescott at Arkansas, 2015 (50)
Attempted 35+ passes:	Nick Fitzgerald vs. Samford, 2016 (35)
Completed 30+ passes:	Keytaon Thompson vs. Stephen F. Austin, 2018 (31)
Completed 25+ passes:	Keytaon Thompson vs. Stephen F. Austin, 2018 (31)
Completed 20+ passes:	Tommy Stevens vs. Louisiana, 2019 (20)
Threw four+ touchdown passes:	Nick Fitzgerald vs. Arkansas, 2018 (4)
Threw three+ touchdown passes:	Garrett Shrader at Texas A&M, 2019 (3)
Threw five+ interceptions:	Michael Henig vs. LSU, 2007 (6)
Threw four+ interceptions:	Nick Fitzgerald at LSU, 2018 (4)
Threw three+ interceptions:	Nick Fitzgerald at LSU, 2018 (4)
Completed pass for 90+ yards:	Kevin Fant to Terrell Grindle vs. Kentucky, 2002 (91)
Completed pass for 80+ yards:	Tommy Stevens to Kylin Hill vs. Abilene Christian, 2019 (88)
Completed pass for 70+ yards:	Tommy Stevens to Kylin Hill vs. Abilene Christian, 2019 (88)
Completed pass for 60+ yards:	Tommy Stevens to Kylin Hill vs. Abilene Christian, 2019 (88)
Completed pass for 50+ yards:	Tommy Stevens to Kylin Hill vs. Abilene Christian, 2019 (88)
Completed pass for 40+ yards:	Tommy Stevens to Kylin Hill vs. Abilene Christian, 2019 (88)

RECEIVING

Caught 15+ passes:	Eric Moulds at Tennessee, 1995 (15)
Caught 10+ passes:	Fred Ross vs. Arkansas, 2016 (10)
Caught seven+ passes:	Fred Ross vs. Arkansas, 2016 (10)
Had 200+ yards receiving:	Donald Gray vs. Samford, 2016 (207)
Had 175+ yards receiving:	Donald Gray vs. Samford, 2016 (207)
Had 150+ yards receiving:	Fred Ross vs. Arkansas, 2016 (171)
Had 100+ yards receiving:	Stephen Guidry vs. Texas A&M, 2018 (130)
Caught three+ TD passes:	Donald Gray vs. Samford, 2016 (3)
Caught two+ TD passes:	Isaiah Zuber at Texas A&M, 2019 (2)

LAST TIME IT HAPPENED

LAST TIME A MISSISSIPPI STATE PLAYER ...

TOTAL OFFENSE

Had 450+ yards total offense:	Keytaon Thompson vs. Stephen F. Austin, 2018 (473)
Had 400+ yards total offense:	Keytaon Thompson vs. Stephen F. Austin, 2018 (473)
Had 350 yards+ total offense:	Nick Fitzgerald vs. Louisiana Tech, 2018 (350)
Had 300 yards+ total offense:	Garrett Shrader vs. LSU, 2019 (304)
Had 100 yards both passing and rushing:	Garrett Shrader vs. Kentucky, 2019 (125 rush, 180 pass)

SCORING

Accounted for five+ touchdowns:	Nick Fitzgerald vs. Arkansas, 2018 (1 rush, 4 pass)
Accounted for four+ touchdowns:	Nick Fitzgerald vs. Arkansas, 2018 (1 rush, 4 pass)
Accounted for three+ touchdowns:	Tommy Stevens vs. Abilene Christian, 2019 (1 rush, 2 pass)
Scored four+ touchdowns:	Nick Fitzgerald vs. Louisiana, 2018 (4 rush)
Scored three+ touchdowns:	Kylin Hill at Arkansas, 2019 (3 rush)
Scored two+ touchdowns:	Garrett Shrader vs. Ole Miss, 2019 (2 rush)
Scored two+ non-offensive TDs:	Jeffery Simmons (FR & blkd punt) at Louisiana Tech, 2017

DEFENSE

Intercepted three+ passes:	Mark McLaurin vs. Louisville, 2017 (3)
Intercepted two+ passes:	Mark McLaurin vs. Louisville, 2017 (3)
Recovered two+ fumbles:	Leo Lewis at Auburn, 2019 (2)
Forced two+ fumbles:	Tim Washington at Auburn, 2019 (2)
Recorded five+ sacks:	Greg Favors at Ole Miss, 1996 (5.5)
Recorded three+ sacks:	Montez Sweat vs. Auburn, 2018 (3.0)
Recorded two+ sacks:	Willie Gay Jr. at Alabama, 2018 (2.0)
Recorded five+ tackles for loss:	Deljuan Robinson vs. Auburn, 2006 (5.0)
Recorded three+ tackles for loss:	Johnathan Abram vs. Arkansas, 2018 (3.5)
Recorded 20+ tackles:	Mario Haggan vs. Arkansas, 2000 (20)
Recorded 10+ tackles:	Erroll Thompson vs. Ole Miss, 2019 (11)
Recorded 10+ tackles in back-to-back games:	Beniquez Brown, 2015 (Two Straight) vs. Alabama (11), at Arkansas (12)
Returned an interception for a touchdown:	Marcus Murphy at Arkansas, 2019 (1)

SPECIAL TEAMS

Scored 10+ points kicking:	Jace Christmann at Arkansas (12)
Attempted five+ field goals:	Derek DePasquale vs. UAB, 2010 (5)
Attempted four+ field goals:	Derek DePasquale vs. UAB, 2010 (5)
Attempted three+ field goals:	Jace Christmann vs. Auburn, 2018 (3)
Made one field goal of 50+ yards:	Jace Christmann at Tennessee, 2019 (51)
Attempted two field goals of 50+ yards:	Brian Hazelwood vs. Memphis, 1997 (51, 53)
Attempted one field goal of 50+ yards:	Jace Christmann at Tennessee, 2019 (51)
Kicked a punt of 70+ yards:	Tucker Day vs. LSU, 2019 (70)
Kicked a punt of 60+ yards:	Tucker Day vs. LSU, 2019 (70)
Punted 10+ times:	Blake McAdams at Ole Miss, 2008 (12)
Totaled 175+ kick return yards:	Jameon Lewis at Ole Miss, 2012 (183, 5 ret.)
Totaled 150+ kick return yards:	Jameon Lewis at Ole Miss, 2012 (183, 5 ret.)
Totaled 100+ kick return yards:	Keith Mixon vs. Arkansas, 2016 (106, 5 ret.)
Totaled 50+ punt return yards:	Keith Mixon vs. Stephen F. Austin, 2018 (64, 6 ret.)

LAST TIME IT HAPPENED

LAST TIME AN OPPONENT ...

RUSHING

Had 400+ yards rushing:	Georgia Tech, 2014 (452)
Had 300+ yards rushing:	Arkansas, 2016 (357)
Had 200+ yards rushing:	Texas A&M, 2019 (207)
Had 70+ rushing attempts:	Oklahoma State, 1998 (71)
Had 60+ rushing attempts:	Georgia Tech, 2014 (61)
Had 50+ rushing attempts:	Auburn, 2016 (58)
Had 40+ rushing attempts	Ole Miss, 2019 (47)
Had six+ rushing TDs:	Auburn, 2019 (6)
Had four+ rushing TDs:	Texas A&M, 2019 (4)
Had two players with 100 yards rushing:	Arkansas, 2016 (Williams 205, Whaley 112)

PASSING

Had 400+ yards passing:	Samford, 2016 (468)
Had 300+ yards passing:	Alabama, 2019 (350)
Had 60+ pass attempts:	Samford, 2016 (70)
Had 50+ pass attempts:	Samford, 2016 (70)
Had 40+ pass attempts:	Abilene Christian, 2019 (42)
Had 40+ pass completions:	Samford, 2016 (42)
Had 30+ pass completions:	Alabama, 2016 (31)
Had 25+ pass completions:	Abilene Christian, 2019 (25)
Had 20+ pass completions:	Abilene Christian, 2019 (25)
Had five+ passing TDs:	Alabama, 2016 (5)
Had four+ passing TDs:	LSU, 2019 (4)
Had three+ passing TDs:	Texas A&M, 2019 (3)

RECEIVING

Had two players with 100 yards receiving in a game:	Samford, 2016 (Karelc Hamilton 213 and Kelvin McKnight 115)
Had four+ players catch five+ passes:	Arkansas, 2015 (5)
Had three+ players catch five+ passes:	Ole Miss, 2016 (3)
Had 12+ players catch a pass:	Florida, 2018 (12)
Had eight+ players catch a pass	LSU, 2019 (8)

TOTAL OFFENSE

Had 650+ yards total offense:	Arkansas, 2016 (661)
Had 600+ yards total offense:	Arkansas, 2016 (661)
Had 550+ yards total offense:	Auburn, 2019 (578)
Had 500+ yards total offense:	Alabama, 2019 (510)
Had 400+ yards total offense:	Alabama, 2019 (510)
Had 80+ plays total offense:	Louisiana Tech, 2017 (80)
Had 75+ plays total offense:	Louisiana, 2019 (76)

SCORING

Scored 60+ points:	South Carolina, 1995 (65)
Scored 50+ points:	Auburn, 2019 (56)
Scored 40+ points:	Auburn, 2019 (56)
Scored 30+ points:	Alabama, 2019 (38)
Scored a two-point conversion rushing:	Arkansas, 2016
Scored a two-point conversion passing:	Southern Miss, 2019
Failed on a two-point conversion attempt	Arkansas, 2016

LAST TIME IT HAPPENED

LAST TIME AN OPPONENT ...

TURNOVERS

Had five+ fumbles:	Ole Miss, 2011 (6)
Had four+ fumbles lost:	LSU, 2004 (4)
Had three+ fumbles lost:	Auburn, 2019 (3)
Committed five+ turnovers:	Arkansas, 2012 (5)
Did not commit a turnover:	Alabama, 2019
Intercepted five+ MSU passes:	LSU, 2010 (5)
Intercepted four+ MSU passes:	LSU, 2018 (4)
Intercepted three+ MSU passes:	Tennessee, 2019 (3)
Returned an interception for a TD:	UMass, 2017 (Isaiah Rodgers)
Returned a fumble for a TD:	Arkansas, 2017 (Briston Guidry 0-yd fumble recovery)

DEFENSE

Held MSU to 10 or fewer first downs:	Alabama, 2018 (7)
Recorded 10+ sacks:	Ole Miss, 2008 (11)
Recorded seven+ sacks:	Tennessee, 2019 (7)
Scored a safety:	Texas A&M, 2013
Scored two safeties:	Florida, 2005
Held MSU to 25 or fewer yards rushing:	Alabama, 2011 (12)
Held MSU to 100 or fewer yards passing:	Auburn, 2018 (69)
Held MSU to 50 or fewer yards passing:	Florida, 2010 (33)
Held MSU to 300 or less yards total offense:	Alabama, 2019 (270)
Held MSU to 200 or less yards total offense:	Alabama, 2018 (184)
Held MSU to 100 or fewer yards both rushing & passing:	Ole Miss, 2008 (-51 rush, 88 pass)

SPECIAL TEAMS

Returned a punt for a TD:	Texas A&M, 2016 (Christian Kirk - 93)
Returned a blocked punt for a TD:	Ole Miss, 2013 (Terrell Grant - 0)
Returned a kickoff for a TD:	Kansas State, 2019 (Malik Knowles - 100)
Punted 10+ times:	Vanderbilt, 2009 (11)
Did not punt:	Arkansas, 2016
Missed a kicking PAT:	LSU, 2019
Missed two kicking PATs:	Tulane, 2006
Blocked a field goal:	Arkansas, 2013
Blocked a punt:	Texas A&M, 2017

MISCELLANEOUS

Had 30+ first downs:	Ole Miss, 2016 (31)
Had 10+ penalties:	Florida, 2018 (11)
Had 100+ yards in penalties:	LSU, 2017 (112)
Had 35 minutes+ of possession time:	Louisiana Tech, 2017 (36:08)
Had two 100-yard rushers and one 100-yard receiver:	Georgia Tech, 2014 (Days 171 rush, Thomas 121 rush, Waller 114 rec.)
Had one 100-yard rusher and one 100-yard receiver:	Alabama, 2016 (Hurts 100 rush, Stewart 156 rec.)

INDIVIDUAL RUSHING

Rushed 40+ times:	Deuce McAllister (Ole Miss), 1998 (40)
Rushed 35+ times:	Kamryn Pettway (Auburn), 2016 (39)
Rushed for 200+ yards:	Rawleigh Williams III (Arkansas), 2016 (205)
Rushed for 175+ yards:	Rawleigh Williams III (Arkansas), 2016 (205)
Rushed for 150+ yards:	Benny Snell (Kentucky), 2018 (165)
Rushed for 125+ yards:	Benny Snell (Kentucky), 2018 (165)
Rushed for 100+ yards:	Rakeem Boyd (Arkansas), 2019 (114)
Rushed for five+ touchdowns:	Carnell Williams (Auburn), 2003 (6)

LAST TIME IT HAPPENED

LAST TIME AN OPPONENT ...

Rushed for four+ touchdowns:	Benny Snell (Kentucky), 2018 (4)
Had a run of 80+ yards:	Marquis Young (UMass), 2016 (83)
Had a run of 70+ yards:	Lamar Jackson (Louisville), 2017 (75)
Had a run of 60+ yards:	Lamar Jackson (Louisville), 2017 (75)
Had a run of 50+ yards:	Rakeem Boyd (Arkansas), 2019 (52)

INDIVIDUAL PASSING

Passed for 450+ yards:	Devlin Hodges (Samford), 2016 (468)
Passed for 400+ yards:	Devlin Hodges (Samford), 2016 (468)
Passed for 300+ yards:	Joe Burrow (LSU), 2019 (327)
Attempted 60+ passes:	Devlin Hodges (Samford), 2016 (69)
Attempted 50+ passes:	Devlin Hodges (Samford), 2016 (69)
Completed 30+ passes:	Devlin Hodges (Samford), 2016 (42)
Completed 20+ passes:	Luke Anthony (Abilene Christian), 2019 (25)
Threw five+ touchdown passes:	Brandon Allen (Arkansas), 2015 (7)
Threw four+ touchdown passes:	Joe Burrow (LSU), 2019 (4)
Threw three+ touchdown passes:	Kellen Mond (Texas A&M), 2019 (3)
Completed a pass for 80+ yards:	Jacoby Brisett to Pharoah McKeever (NC State), 2015 (82)
Completed a pass for 70+ yards:	Nate Stanley to Nick Easley (Iowa), 2018 (75)
Completed a pass for 60+ yards:	Joe Burrow to Racey McMath, 2019 (60)

INDIVIDUAL RECEIVING

Caught 10+ passes:	Kobe Clark (Abilene Christian), 2019 (11)
Caught seven+ passes:	Kobe Clark (Abilene Christian), 2019 (11)
Had 150+ yards receiving:	A.J. Brown (Ole Miss), 2017 (167)
Had 100+ yards receiving:	Branden Hohenstein (Abilene Christian), 2019 (115)
Caught three+ TD passes:	ArDarius Stewart (Alabama), 2016 (3)
Caught two+ TD passes:	Seth Williams (Auburn), 2019 (2)

INDIVIDUAL TOTAL OFFENSE

Had 500+ yards total offense:	Devlin Hodges (Samford), 2016 (513)
Had 400+ yards total offense:	Jalen Hurts (Alabama), 2016 (447)
Had 100 yards both passing and rushing:	Lamar Jackson (Louisville), 2017, (171 pass/158 rush)

INDIVIDUAL SCORING

Accounted for six+ touchdowns:	Brandon Allen (Arkansas), 2015 (7 pass)
Accounted for five+ touchdowns:	Kellen Mond (Texas A&M), 2019 (3 pass, 2 rush)
Accounted for four+ touchdowns:	Najee Harris (Alabama), 2019 (3 rush, 1 catch)
Scored four+ touchdowns:	Benny Snell (Kentucky), 2018 (4 rush)
Scored three+ touchdowns:	Najee Harris (Alabama), 2019 (3 rush)

INDIVIDUAL DEFENSE

Intercepted three+ passes:	Craig Steltz (LSU), 2007 (3)
Intercepted two+ passes:	Grant Delpit (LSU), 2018 (2)
Recorded three+ sacks:	Jonathan Allen (Alabama), 2015 (3)
Recorded two+ sacks:	Ty Williams (Southern Miss), 2019 (2)

SPECIAL TEAMS

Scored 10+ points kicking:	Cade York (LSU), 2019 (12)
Kicked five+ field goals:	Austin MacGinnis (Kentucky), 2016 (5)
Kicked four field goals:	Cole Tracy (LSU), 2018 (4)

DRIVE CHARTS

LONG DRIVE SUPERLATIVES

Longest Drive

No. of Plays

By No. of Yards

By Time of Possession

MSU

16 (53 yards, 4:57) at Texas A&M, results in made FG

90, 2x, last: (6p, 2:27) vs. Abilene Christian (11/23), results in TD

8:03 (15p, 62 yards) vs. Alabama (11/6), results in turnover on downs

Opponents

14 (99 yards, 4:36) by Louisiana (8/31), results in TD

99 yards (14 p, 4:36) by Louisiana (8/31), results in TD

6:30 (12 p, 59 yards) by Arkansas (11/2), results in TD

GAME 1 AT LOUISIANA

MISSISSIPPI STATE

Drive Started				Drive Ended			Consumed	
Team	Qtr	Spot	Time	Obtained	Spot	Time	How Lost	PI-YdsTOP
MS	1st	M26	15:00	Kickoff	L00	12:27	* TOUCHDOWN	6-74 2:33
MS	1st	L35	12:13	Interception	L28	10:11	Fumble	4-7 2:02
MS	1st	M48	07:28	Fumble	L32	05:16	Downs	6-20 2:12
MS	1st	M15	00:00	Punt	M15	04:22	Fumble	0-0 0:00
MS	1st	M15	03:10	Kickoff	L09	13:03	Missed FG	10-76 5:07
MS	2nd	L42	11:14	Fumble	L00	09:18	* TOUCHDOWN	5-42 1:56
MS	2nd	M18	04:25	Kickoff	L00	00:31	* TOUCHDOWN	11-82 3:54
MS	2nd	M48	00:25	Kickoff	L42	00:00	End of half	4-10 0:25
MS	3rd	M35	11:13	Punt	L00	07:07	* TOUCHDOWN	9-65 4:06
MS	3rd	M12	03:53	Fumble	L43	14:49	Punt	7-45 4:04
MS	4th	L12	13:14	Punt	L00	13:07	* TOUCHDOWN	1-12 0:07
MS	4th	M25	09:56	Kickoff	L39	07:21	Punt	6-36 2:35
MS	4th	L42	02:45	Kickoff	L19	01:02	* FIELD GOAL	6-23 1:43
MS	4th	M01	00:00	Interception	M01	00:00	End of half	0-0 0:00

LOUISIANA

Drive Started				Drive Ended			Consumed	
Team	Qtr	Spot	Time	Obtained	Spot	Time	How Lost	PI-YdsTOP
LA	1st	L22	12:20	Kickoff	L22	12:13	Interception	1-0 0:07
LA	1st	L28	10:11	Fumble	M48	07:28	Fumble	8-24 2:43
LA	1st	L32	05:16	Downs	L39	04:22	Punt	3-7 0:54
LA	1st	M15	04:22	Fumble	M00	03:17	* TOUCHDOWN	3-15 1:05
LA	2nd	L20	13:03	Missed FG	L42	11:14	Fumble	4-22 1:49
LA	2nd	L31	09:12	Kickoff	M00	04:31	* TOUCHDOWN	10-69 4:41
LA	3rd	L25	15:00	Kickoff	L21	11:13	Punt	6--4 3:47
LA	3rd	L13	06:58	Kickoff	M12	03:53	Fumble	8-75 3:05
LA	4th	L01	14:49	Punt	L09	13:14	Punt	3-8 1:35
LA	4th	L31	12:59	Kickoff	M00	09:56	* TOUCHDOWN	9-69 3:03
LA	4th	L01	07:21	Punt	M00	02:45	* TOUCHDOWN	14-99 4:36
LA	4th	L35	00:55	Kickoff	M33	00:00	Interception	4-32 0:55

GAME 2 VS. SOUTHERN MISS

MISSISSIPPI STATE

Drive Started				Drive Ended			Consumed	
Team	Qtr	Spot	Time	Obtained	Spot	Time	How Lost	PI-YdsTOP
MS	1st	M39	11:45	Punt	U00	09:36	* TOUCHDOWN	5-61 2:09
MS	1st	M20	04:50	Missed FG	U00	14:55	* TOUCHDOWN	9-80 4:55
MS	2nd	M42	10:39	Fumble	M50	08:50	Punt	3-8 1:49
MS	2nd	M50	06:27	Punt	M37	04:54	Punt	3--13 1:33
MS	2nd	M48	02:37	Punt	U00	00:42	* TOUCHDOWN	6-52 1:55
MS	3rd	M25	15:00	Kickoff	M28	13:20	Punt	3-3 1:40
MS	3rd	M42	11:02	Punt	U00	06:37	* TOUCHDOWN	9-58 4:25
MS	3rd	M25	04:42	Kickoff	U12	14:12	* FIELD GOAL	10-63 5:30
MS	4th	M44	12:16	Punt	U25	07:04	Missed FG	9-31 5:12
MS	4th	M25	06:31	Kickoff	M34	04:13	Punt	3-9 2:18
MS	4th	U22	03:07	Interception	U00	02:20	* TOUCHDOWN	2-22 0:47
MS	4th	M47	01:33	Interception	U46	00:00	End of half	2-7 1:33

SOUTHERN MISS

Drive Started				Drive Ended			Consumed	
Team	Qtr	Spot	Time	Obtained	Spot	Time	How Lost	PI-YdsTOP
USM	1st	U27	15:00	Kickoff	U45	11:45	Punt	6-18 3:15
USM	1st	U25	09:36	Kickoff	M19	04:50	Missed FG	10-56 4:46
USM	2nd	U25	14:55	Kickoff	M42	10:39	Fumble	8-33 4:16
USM	2nd	U08	08:50	Punt	U21	06:27	Punt	5-13 2:23
USM	2nd	U04	04:54	Punt	U09	02:37	Punt	3-5 2:17
USM	2nd	U25	00:42	Kickoff	M49	00:00	End of half	3-26 0:42
USM	3rd	U27	13:20	Punt	U25	11:02	Punt	3--2 2:18
USM	3rd	U25	06:37	Kickoff	M00	04:42	* TOUCHDOWN	4-75 1:55
USM	4th	U12	14:03	Kickoff	U15	12:16	Punt	4-3 1:47
USM	4th	U25	07:04	Missed FG	M00	06:31	* TOUCHDOWN	2-75 0:33
USM	4th	U15	04:13	Punt	U39	03:07	Interception	3-24 1:06
USM	4th	U25	02:20	Kickoff	U43	01:33	Interception	3-18 0:47

DRIVE CHARTS

GAME 3 VS. KANSAS STATE

MISSISSIPPI STATE

Drive Started					Drive Ended			Consumed	
Team	Qtr	Spot	Time	Obtained	Spot	Time	How Lost	Pl-Yds	TOP
MS	1st	M22	15:00	Kickoff	M39	12:23	Punt	5-17	2:37
MS	1st	M20	08:41	Downs	K44	06:28	Interception	5-36	2:13
MS	1st	M25	02:23	Kickoff	M26	01:17	Punt	3-1	1:06
MS	2nd	M28	13:26	Kickoff	M18	10:44	Punt	3--10	2:42
MS	2nd	M49	10:44	Fumble	K00	05:39	* TOUCHDOWN	9-51	5:05
MS	2nd	M28	04:12	Punt	M39	03:16	Fumble	3-11	0:56
MS	2nd	M34	00:40	Kickoff	K00	00:09	* TOUCHDOWN	4-66	0:31
MS	3rd	M20	12:29	Punt	M21	11:37	Interception	3-1	0:52
MS	3rd	M21	11:37	Fumble	K00	04:47	* TOUCHDOWN	12-79	6:50
MS	3rd	M26	03:42	Punt	M18	01:58	Punt	3--8	1:44
MS	3rd	M45	01:58	Fumble	K29	14:50	* FIELD GOAL	6-26	2:08
MS	4th	M10	14:28	Kickoff	M15	13:24	Punt	3-5	1:04
MS	4th	M08	10:21	Punt	M16	08:55	Punt	3-8	1:26
MS	4th	M25	05:37	Kickoff	K20	02:35	Downs	8-55	3:02
MS	4th	M20	00:30	Punt	M40	00:00	End of half	2-20	0:30

KANSAS STATE

Drive Started					Drive Ended			Consumed	
Team	Qtr	Spot	Time	Obtained	Spot	Time	How Lost	Pl-Yds	TOP
KS	1st	K32	12:23	Punt	M20	08:41	Downs	7-48	3:42
KS	1st	K47	06:28	Interception	M17	02:23	* FIELD GOAL	9-36	4:05
KS	1st	K45	01:17	Punt	M00	13:31	* TOUCHDOWN	5-55	2:46
KS	2nd	M49	00:00	Punt	M49	10:44	Fumble	0-0	0:00
KS	2nd	K25	05:39	Kickoff	K31	04:12	Punt	3-6	1:27
KS	2nd	M30	03:16	Fumble	M00	00:46	* TOUCHDOWN	5-30	2:30
KS	2nd	K32	00:07	Kickoff	K30	00:00	End of half	1--2	0:07
KS	3rd	K22	14:52	Kickoff	K39	12:29	Punt	5-17	2:23
KS	3rd	M17	00:00	Interception	M17	11:37	Fumble	0-0	0:00
KS	3rd	K25	04:47	Kickoff	K18	03:42	Punt	3--7	1:05
KS	3rd	M44	00:00	Punt	M45	01:58	Fumble	0-1	0:00
KS	4th	M00	14:36	Kickoff	M00	14:36	* TOUCHDOWN	0-0	0:00
KS	4th	K30	13:24	Punt	K50	10:21	Punt	5-20	3:03
KS	4th	K47	08:55	Punt	M00	05:37	* TOUCHDOWN	6-53	3:18
KS	4th	K20	02:35	Downs	K48	00:30	Punt	5-28	2:05

GAME 4 VS. KENTUCKY

MISSISSIPPI STATE

Drive Started					Drive Ended			Consumed	
Team	Qtr	Spot	Time	Obtained	Spot	Time	How Lost	Pl-Yds	TOP
MS	1st	K00	13:35	Interception	K00	13:35	* TOUCHDOWN	0-0	0:00
MS	1st	M20	10:14	Punt	K48	07:11	Punt	8-32	3:03
MS	1st	M25	02:49	Kickoff	K00	13:24	* TOUCHDOWN	9-75	4:25
MS	2nd	M20	10:36	Punt	K00	04:45	* TOUCHDOWN	10-80	5:51
MS	2nd	M17	03:00	Punt	K32	00:48	Interception	5-51	2:12
MS	2nd	M29	00:05	Missed FG	M27	00:00	End of half	1--2	0:05
MS	3rd	M25	15:00	Kickoff	K20	09:10	Fumble	11-55	5:50
MS	3rd	M25	05:30	Kickoff	K49	00:38	Punt	6-26	4:52
MS	4th	M20	12:15	Missed FG	M41	09:11	Punt	5-21	3:04
MS	4th	M25	04:39	Kickoff	K00	01:39	* TOUCHDOWN	6-75	3:00
MS	4th	K46	00:44	Downs	K48	00:00	End of half	1--2	0:44

KENTUCKY

Drive Started					Drive Ended			Consumed	
Team	Qtr	Spot	Time	Obtained	Spot	Time	How Lost	Pl-Yds	TOP
UK	1st	K25	15:00	Kickoff	K48	13:35	Interception	4-23	1:25
UK	1st	K25	13:35	Kickoff	K47	10:14	Punt	6-22	3:21
UK	1st	K20	07:11	Punt	M22	02:49	* FIELD GOAL	10-58	4:22
UK	2nd	K23	13:18	Kickoff	K44	10:36	Punt	5-21	2:42
UK	2nd	K25	04:45	Kickoff	K38	03:00	Punt	4-13	1:45
UK	2nd	M49	00:48	Interception	M29	00:05	Missed FG	6-20	0:43
UK	3rd	K20	09:10	Fumble	M00	05:30	* TOUCHDOWN	11-80	3:40
UK	3rd	K20	00:38	Punt	M08	12:15	Missed FG	9-72	3:23
UK	4th	K34	09:11	Punt	M11	04:39	* FIELD GOAL	11-55	4:32
UK	4th	K34	01:34	Kickoff	K46	00:44	Downs	8-12	0:50

GAME 5 AT AUBURN

MISSISSIPPI STATE

Drive Started					Drive Ended			Consumed	
Team	Qtr	Spot	Time	Obtained	Spot	Time	How Lost	Pl-Yds	TOP
MS	1st	M25	15:00	Kickoff	M06	13:04	Punt	3--19	1:56
MS	1st	M25	12:55	Kickoff	M22	11:05	Punt	3--3	1:50
MS	1st	M02	09:46	Kickoff	M18	09:41	Fumble	0-16	0:05
MS	1st	M25	08:59	Kickoff	A00	02:20	* TOUCHDOWN	12-75	6:39
MS	2nd	M25	13:18	Kickoff	A09	07:55	* FIELD GOAL	11-66	5:23
MS	2nd	M25	05:33	Kickoff	M28	04:31	Punt	3-3	1:02
MS	2nd	A48	03:47	Fumble	A16	02:44	Fumble	2-32	1:03
MS	2nd	M25	00:12	Kickoff	M23	00:00	End of half	1--2	0:12
MS	3rd	M25	13:28	Kickoff	M39	11:01	Punt	4-14	2:27
MS	3rd	M35	09:10	Fumble	M36	07:28	Punt	3-1	1:42
MS	3rd	M35	05:29	Punt	A00	02:13	* TOUCHDOWN	6-65	3:16
MS	4th	M25	14:16	Kickoff	M27	12:47	Punt	3-2	1:29
MS	4th	M48	11:09	Fumble	A20	08:46	Downs	6-32	2:23
MS	4th	M22	04:03	Downs	A00	00:50	* TOUCHDOWN	8-78	3:13

AUBURN

Drive Started					Drive Ended			Consumed	
Team	Qtr	Spot	Time	Obtained	Spot	Time	How Lost	Pl-Yds	TOP
AU	1st	M30	13:04	Punt	M00	12:55	* TOUCHDOWN	1-30	0:09
AU	1st	M47	11:05	Punt	M00	09:41	* TOUCHDOWN	5-47	1:24
AU	1st	M18	09:41	Fumble	M00	08:59	* TOUCHDOWN	2-18	0:42
AU	1st	A22	02:10	Kickoff	M00	13:18	* TOUCHDOWN	11-78	3:52
AU	2nd	A26	07:55	Kickoff	M00	05:33	* TOUCHDOWN	5-74	2:22
AU	2nd	A34	04:31	Punt	A48	03:47	Fumble	2-14	0:44
AU	2nd	A08	02:44	Fumble	M00	00:12	* TOUCHDOWN	11-92	2:32
AU	3rd	A25	15:00	Kickoff	M00	13:28	* TOUCHDOWN	4-75	1:32
AU	3rd	A19	11:01	Punt	M35	09:10	Fumble	4-46	1:51
AU	3rd	A13	07:28	Punt	A22	05:29	Punt	3-9	1:59
AU	3rd	A25	02:13	Kickoff	M00	14:16	* TOUCHDOWN	7-75	2:57
AU	4th	A42	12:47	Punt	M48	11:09	Fumble	3-10	1:38
AU	4th	A20	08:46	Downs	M22	04:03	Downs	9-58	4:43
AU	4th	A25	00:50	Kickoff	A23	00:00	End of half	2--2	0:50

DRIVE CHARTS

GAME 6 AT TENNESSEE

MISSISSIPPI STATE

Drive Started					Drive Ended			Consumed	
Team	Qtr	Spot	Time	Obtained	Spot	Time	How Lost	Pl-Yds	TOP
MS	1st	M09	15:00	Kickoff	M12	12:54	Punt	3-3	2:06
MS	1st	M20	11:06	Interception	M17	09:27	Punt	3--3	1:39
MS	1st	M25	04:56	Kickoff	T32	01:14	Interception	7-43	3:42
MS	2nd	M08	14:48	Punt	T33	07:40	* FIELD GOAL	13-59	7:08
MS	2nd	M20	02:19	Interception	M37	00:59	Interception	4-17	1:20
MS	3rd	M20	11:36	Punt	M24	09:58	Punt	3-4	1:38
MS	3rd	M25	06:12	Kickoff	M36	04:57	Interception	4-11	1:15
MS	3rd	M28	02:46	Punt	M24	00:32	Punt	4--4	2:14
MS	4th	M10	12:04	Punt	T00	08:27	* TOUCHDOWN	8-90	3:37
MS	4th	M25	02:35	Kickoff	T18	00:16	Missed FG	11-57	2:19

TENNESSEE

Drive Started					Drive Ended			Consumed	
Team	Qtr	Spot	Time	Obtained	Spot	Time	How Lost	Pl-Yds	TOP
UT	1st	M46	12:54	Punt	M12	11:06	Interception	4-34	1:48
UT	1st	T40	09:27	Punt	M00	04:56	* TOUCHDOWN	8-60	4:31
UT	1st	T34	01:14	Interception	T40	14:48	Punt	3-6	1:26
UT	2nd	T15	07:38	Kickoff	M17	02:19	Interception	9-68	5:19
UT	2nd	M37	00:59	Interception	M32	15:00	* FIELD GOAL	4-5	0:59
UT	3rd	T25	15:00	Kickoff	T43	11:36	Punt	6-18	3:24
UT	3rd	T39	09:58	Punt	M05	06:12	* FIELD GOAL	7-56	3:46
UT	3rd	T35	04:57	Interception	T35	02:46	Punt	3-0	2:11
UT	3rd	T30	00:32	Punt	M49	12:04	Punt	6-21	3:28
UT	4th	T09	08:19	Kickoff	M00	02:35	* TOUCHDOWN	9-91	5:44
UT	4th	T20	00:16	Missed FG	T18	00:00	End of half	1--2	0:16

GAME 7 VS. LSU

MISSISSIPPI STATE

Drive Started					Drive Ended			Consumed	
Team	Qtr	Spot	Time	Obtained	Spot	Time	How Lost	Pl-Yds	TOP
MS	1st	M25	15:00	Kickoff	M45	12:09	Downs	6-20	2:51
MS	1st	M25	07:52	Kickoff	L45	01:02	Punt	11-30	6:50
MS	2nd	M25	12:27	Kickoff	M45	11:37	Fumble	2-20	0:50
MS	2nd	M25	08:33	Kickoff	L00	05:24	* TOUCHDOWN	7-75	3:09
MS	2nd	M25	05:07	Kickoff	M39	01:53	Interception	6-14	3:14
MS	2nd	M30	00:41	Kickoff	M35	00:00	End of half	2-5	0:41
MS	3rd	M36	13:28	Punt	M30	12:03	Punt	3--6	1:25
MS	3rd	M25	10:36	Kickoff	M30	08:28	Punt	3-5	2:08
MS	3rd	M25	05:36	Kickoff	M49	03:02	Interception	5-24	2:34
MS	3rd	M20	01:40	Punt	L23	13:19	Downs	7-57	3:21
MS	4th	M22	11:31	Punt	M24	08:56	Punt	3-2	2:35
MS	4th	M08	07:51	Punt	M05	05:59	Punt	3--3	1:52
MS	4th	M10	03:41	Punt	L00	00:59	* TOUCHDOWN	7-90	2:42

LSU

Drive Started					Drive Ended			Consumed	
Team	Qtr	Spot	Time	Obtained	Spot	Time	How Lost	Pl-Yds	TOP
LSU	1st	M45	12:09	Downs	M03	07:52	* FIELD GOAL	12-42	4:17
LSU	1st	L11	01:02	Punt	M05	12:27	* FIELD GOAL	10-84	3:35
LSU	2nd	M44	11:37	Fumble	M07	08:33	* FIELD GOAL	6-37	3:04
LSU	2nd	L40	05:17	Kickoff	M00	05:07	* TOUCHDOWN	1-60	0:10
LSU	2nd	L45	01:53	Interception	M00	00:50	* TOUCHDOWN	5-55	1:03
LSU	3rd	L25	15:00	Kickoff	L25	13:28	Punt	3-0	1:32
LSU	3rd	L34	12:03	Punt	M00	10:36	* TOUCHDOWN	4-66	1:27
LSU	3rd	L20	08:28	Punt	M00	05:36	* TOUCHDOWN	7-80	2:52
LSU	3rd	L40	03:02	Interception	L48	01:40	Punt	3-8	1:22
LSU	4th	L23	13:19	Downs	L17	11:31	Punt	3--6	1:48
LSU	4th	L50	08:56	Punt	M44	07:51	Punt	3-6	1:05
LSU	4th	L49	05:59	Punt	L48	03:41	Punt	4--1	2:18
LSU	4th	L15	00:53	Kickoff	L11	00:00	End of half	2--4	0:53

GAME 8 AT TEXAS A&M

MISSISSIPPI STATE

Drive Started					Drive Ended			Consumed	
Team	Qtr	Spot	Time	Obtained	Spot	Time	How Lost	Pl-Yds	TOP
MS	1st	V25	15:00	Kickoff	M28	13:56	Punt	3-3	1:04
MS	1st	V10	11:18	Punt	M10	09:11	Punt	3-0	2:07
MS	1st	V25	06:50	Kickoff	T46	04:18	Interception	7-29	2:32
MS	1st	V25	00:10	Kickoff	T00	13:28	* TOUCHDOWN	4-75	1:42
MS	2nd	V18	10:20	Kickoff	M14	08:26	Punt	3--4	1:54
MS	2nd	V07	06:38	Punt	M19	06:28	Fumble	1-12	0:10
MS	2nd	V22	05:34	Kickoff	T15	00:37	* FIELD GOAL	16-63	4:57
MS	3rd	V26	13:20	Kickoff	T00	07:48	* TOUCHDOWN	10-74	5:32
MS	3rd	V21	01:17	Kickoff	T00	12:26	* TOUCHDOWN	9-79	3:51
MS	4th	V15	10:18	Punt	M42	10:06	Fumble	1-27	0:12
MS	4th	V25	05:00	Kickoff	T00	00:49	* TOUCHDOWN	12-75	4:11

TEXAS A&M

Drive Started					Drive Ended			Consumed	
Team	Qtr	Spot	Time	Obtained	Spot	Time	How Lost	Pl-Yds	TOP
TAMU	1st	T32	13:56	Punt	M47	11:18	Punt	5-21	2:38
TAMU	1st	T49	09:11	Punt	M00	06:50	* TOUCHDOWN	5-51	2:21
TAMU	1st	T45	04:18	Interception	M00	00:10	* TOUCHDOWN	9-55	4:08
TAMU	2nd	T35	13:28	Kickoff	M00	10:20	* TOUCHDOWN	7-65	3:08
TAMU	2nd	T43	08:26	Punt	M48	06:38	Punt	3-9	1:48
TAMU	2nd	M19	06:28	Fumble	M00	05:34	* TOUCHDOWN	3-19	0:54
TAMU	2nd	T20	00:37	Kickoff	T24	00:00	End of half	1-4	0:37
TAMU	3rd	T30	15:00	Kickoff	M00	13:20	* TOUCHDOWN	4-70	1:40
TAMU	3rd	T25	07:48	Kickoff	M00	01:17	* TOUCHDOWN	11-75	6:31
TAMU	4th	T32	12:26	Kickoff	T29	10:18	Punt	3--3	2:08
TAMU	4th	M42	10:06	Fumble	M00	05:00	* TOUCHDOWN	9-42	5:06
TAMU	4th	T15	00:49	Kickoff	T28	00:00	End of half	2-13	0:49

DRIVE CHARTS

GAME 9 AT ARKANSAS

MISSISSIPPI STATE

Team	Qtr	Drive Started			Drive Ended			Consumed	
		Spot	Time	Obtained	Spot	Time	How Lost	Pl-Yds	TOP
MS	1st	M18	15:00	Kickoff	A00	12:11	* TOUCHDOWN	6-82	2:49
MS	1st	M20	10:52	Punt	A00	05:31	* TOUCHDOWN	11-80	5:21
MS	1st	M24	03:59	Punt	A08	14:04	* FIELD GOAL	11-68	4:55
MS	2nd	M08	12:37	Punt	M10	11:21	Punt	3-2	1:16
MS	2nd	M25	10:24	Kickoff	A00	07:55	* TOUCHDOWN	6-75	2:29
MS	2nd	M23	00:00	Punt	M23	05:56	Fumble	0-0	0:00
MS	2nd	M16	05:00	Kickoff	A00	02:42	* TOUCHDOWN	5-84	2:18
MS	2nd	A00	01:59	Interception	A00	01:59	* TOUCHDOWN	0-0	0:00
MS	2nd	M17	01:31	Punt	M24	00:07	Punt	3-7	1:24
MS	3rd	M34	13:42	Punt	A00	10:33	* TOUCHDOWN	6-66	3:09
MS	3rd	M25	04:03	Kickoff	A28	11:40	* FIELD GOAL	13-47	7:23
MS	4th	M25	09:47	Kickoff	A00	08:22	* TOUCHDOWN	3-75	1:25
MS	4th	M38	07:40	Fumble	A13	00:00	End of half	11-49	7:40

ARKANSAS

Team	Qtr	Drive Started			Drive Ended			Consumed	
		Spot	Time	Obtained	Spot	Time	How Lost	Pl-Yds	TOP
AR	1st	A21	12:11	Kickoff	A46	10:52	Punt	4-25	1:19
AR	1st	A27	05:31	Kickoff	A29	03:59	Punt	3-2	1:32
AR	2nd	A25	14:04	Kickoff	A33	12:37	Punt	3-8	1:27
AR	2nd	A39	11:21	Punt	M00	10:24	* TOUCHDOWN	2-61	0:57
AR	2nd	A20	07:55	Kickoff	A45	05:56	Punt	4-25	1:59
AR	2nd	M23	05:56	Fumble	M22	05:00	* FIELD GOAL	4-1	0:56
AR	2nd	A20	02:42	Kickoff	A24	01:59	Interception	3-4	0:43
AR	2nd	A41	01:59	Kickoff	A47	01:31	Punt	3-6	0:28
AR	2nd	A40	00:07	Punt	A49	00:00	End of half	2-9	0:07
AR	3rd	A25	15:00	Kickoff	A32	13:42	Punt	3-7	1:18
AR	3rd	A41	10:33	Kickoff	M00	04:03	* TOUCHDOWN	12-59	6:30
AR	4th	A25	11:40	Kickoff	M00	09:47	* TOUCHDOWN	4-75	1:53
AR	4th	M49	08:22	Kickoff	M38	07:40	Fumble	3-11	0:42

GAME 10 VS. ALABAMA

MISSISSIPPI STATE

Team	Qtr	Drive Started			Drive Ended			Consumed	
		Spot	Time	Obtained	Spot	Time	How Lost	Pl-Yds	TOP
MS	1st	M25	13:08	Kickoff	M25	12:59	Interception	1-0	0:09
MS	1st	M25	12:54	Kickoff	A00	08:37	* TOUCHDOWN	8-75	4:17
MS	1st	M25	03:22	Kickoff	M24	00:59	Punt	4--1	2:23
MS	2nd	M25	14:15	Kickoff	M32	11:57	Punt	3-7	2:18
MS	2nd	M16	06:07	Kickoff	M38	03:42	Punt	5-22	2:25
MS	2nd	M26	02:49	Punt	M25	00:00	Punt	4--1	2:49
MS	3rd	M25	15:00	Kickoff	A16	11:32	Downs	6-59	3:28
MS	3rd	M25	07:28	Kickoff	A40	04:50	Punt	5-35	2:38
MS	3rd	M08	01:06	Punt	A30	08:03	Downs	15-62	8:03
MS	4th	M26	04:30	Downs	M48	00:58	Downs	7-22	3:32

ALABAMA

Team	Qtr	Drive Started			Drive Ended			Consumed	
		Spot	Time	Obtained	Spot	Time	How Lost	Pl-Yds	TOP
UA	1st	A45	15:00	Kickoff	M00	13:08	* TOUCHDOWN	5-55	1:52
UA	1st	M19	12:59	Interception	M00	12:54	* TOUCHDOWN	1-19	0:05
UA	1st	A30	08:37	Kickoff	M00	03:22	* TOUCHDOWN	10-70	5:15
UA	1st	A31	00:59	Punt	M00	14:15	* TOUCHDOWN	4-69	1:44
UA	2nd	A30	11:57	Punt	M00	06:08	* TOUCHDOWN	13-70	5:49
UA	2nd	A26	03:42	Punt	A32	02:49	Punt	3-6	0:53
UA	2nd	M47	00:00	Punt	M47	00:00	End of half	0-0	0:00
UA	3rd	A15	11:32	Downs	M04	07:28	* FIELD GOAL	9-81	4:04
UA	3rd	A12	04:50	Punt	M45	01:06	Punt	6-43	3:44
UA	4th	A30	08:03	Downs	M26	04:30	Downs	8-44	3:33
UA	4th	M48	00:58	Downs	M39	00:00	End of half	2-9	0:58

GAME 11 VS. ABILENE CHRISTIAN

MISSISSIPPI STATE

Team	Qtr	Drive Started			Drive Ended			Consumed	
		Spot	Time	Obtained	Spot	Time	How Lost	Pl-Yds	TOP
MS	1st	M28	15:00	Kickoff	A38	11:57	Punt	7-34	3:03
MS	1st	A44	10:34	Punt	A33	09:17	Punt	5-11	1:17
MS	1st	A35	07:22	Punt	A00	05:13	* TOUCHDOWN	5-35	2:09
MS	1st	M25	00:52	Punt	A00	12:00	* TOUCHDOWN	10-75	3:52
MS	2nd	M12	10:27	Punt	A00	10:13	* TOUCHDOWN	1-88	0:14
MS	2nd	M09	07:19	Interception	M02	05:31	Punt	3--7	1:48
MS	2nd	M25	01:58	Kickoff	A39	00:29	Downs	8-36	1:29
MS	3rd	M10	11:06	Downs	A00	08:39	* TOUCHDOWN	6-90	2:27
MS	3rd	M08	02:20	Punt	A22	13:11	* FIELD GOAL	12-70	4:09
MS	4th	M20	10:42	Interception	A00	05:16	* TOUCHDOWN	11-80	5:26
MS	4th	M38	03:39	Punt	A00	02:48	* TOUCHDOWN	3-62	0:51

ABILENE CHRISTIAN

Team	Qtr	Drive Started			Drive Ended			Consumed	
		Spot	Time	Obtained	Spot	Time	How Lost	Pl-Yds	TOP
ACU	1st	A12	11:57	Punt	A09	10:34	Punt	4--3	1:23
ACU	1st	A03	09:17	Punt	A04	07:22	Punt	3-1	1:55
ACU	1st	A15	05:07	Kickoff	A37	00:52	Punt	8-22	4:15
ACU	2nd	A15	11:55	Kickoff	A36	10:27	Punt	4-21	1:28
ACU	2nd	A25	10:04	Kickoff	M27	07:19	Interception	7-48	2:45
ACU	2nd	M47	05:31	Punt	M00	02:07	* TOUCHDOWN	8-47	3:24
ACU	2nd	A39	00:29	Downs	A37	00:00	End of half	1--2	0:29
ACU	3rd	A25	15:00	Kickoff	M10	11:06	Downs	7-65	3:54
ACU	3rd	A25	08:39	Kickoff	M34	02:20	Punt	13-41	6:19
ACU	4th	A30	13:02	Kickoff	M36	10:42	Interception	6-34	2:20
ACU	4th	A25	05:16	Kickoff	A30	03:39	Punt	3-5	1:37
ACU	4th	A25	02:48	Kickoff	A37	00:00	End of half	6-12	2:48

DRIVE CHARTS

GAME 12 VS. OLE MISS

MISSISSIPPI STATE

Team	Qtr	Drive Started			Drive Ended			Consumed	
		Spot	Time	Obtained	Spot	Time	How Lost	Pl-Yds	TOP
MS	1st	S31	15:00	Kickoff	S24	13:45	Punt	3--7	1:15
MS	1st	S31	12:11	Fumble	S35	10:05	Punt	3-4	2:06
MS	1st	S28	08:26	Punt	000	06:42	* TOUCHDOWN	4-72	1:44
MS	1st	S26	04:03	Punt	000	11:22	* TOUCHDOWN	13-74	7:41
MS	2nd	S21	06:10	Kickoff	S49	03:44	Downs	8-28	2:26
MS	2nd	S30	00:34	Kickoff	S35	00:00	End of half	1-5	0:34
MS	3rd	S48	13:54	Punt	046	11:54	Punt	3-6	2:00
MS	3rd	040	06:54	Fumble	000	03:24	* TOUCHDOWN	7-40	3:30
MS	4th	S20	14:49	Punt	033	11:14	Fumble	6-47	3:35
MS	4th	S13	09:45	Punt	S22	07:30	Punt	3-9	2:15
MS	4th	S12	06:10	Interception	S39	02:06	Punt	6-27	4:04
MS	4th	044	00:04	Kickoff	046	00:00	End of half	1--2	0:04

OLE MISS

Team	Qtr	Drive Started			Drive Ended			Consumed	
		Spot	Time	Obtained	Spot	Time	How Lost	Pl-Yds	TOP
OM	1st	031	13:45	Punt	S31	12:11	Fumble	5-38	1:34
OM	1st	024	10:05	Punt	025	08:26	Punt	3-1	1:39
OM	1st	025	06:42	Kickoff	033	04:03	Punt	6-8	2:39
OM	2nd	019	11:17	Kickoff	S00	06:15	* TOUCHDOWN	10-81	5:02
OM	2nd	S49	03:44	Downs	S00	00:34	* TOUCHDOWN	9-49	3:10
OM	3rd	013	14:56	Kickoff	015	13:54	Punt	3-2	1:02
OM	3rd	017	11:54	Punt	S40	06:54	Fumble	11-43	5:00
OM	3rd	020	03:19	Kickoff	050	14:49	Punt	7-30	3:30
OM	4th	033	11:14	Fumble	040	09:45	Punt	3-7	1:29
OM	4th	030	07:30	Punt	S20	06:10	Interception	4-50	1:20
OM	4th	018	02:06	Punt	S00	00:04	* TOUCHDOWN	12-82	2:02

GAME 1

MSU
Louisiana

38
28

Aug. 31, 2019
Mercedes-Benz Superdome
New Orleans, La.
22,440

Mississippi State

RUSHING	Att.	Gain	Lost	Net	TD	Long	Avg.
Kylin Hill	27	197	0	197	1	20	7.3
Tommy Stevens	11	44	7	37	1	14	3.4
Nick Gibson	2	27	0	27	1	19	13.5

PASSING	Com	Att	Int	Yds	TD	Long	Sacks
Tommy Stevens	20	30	0	236	2	31	2

RECEIVING	No.	Yds.	TD	Long
Osirus Mitchell	6	88	1	31
Stephen Guidry	4	36	0	19
Austin Williams	3	43	1	28
Deddrick Thomas	2	19	0	10
Isaiah Zuber	1	14	0	14
Dontea Jones	1	14	0	14
Kylin Hill	1	10	0	10
JaVonta Payton	1	9	0	9
Farrod Green	1	3	0	3

PUNTING	No.	Yds.	Avg.	Long	I20	TB
Tucker Day	2	80	40.0	42	2	0

FIELD GOALS	Att.	Made	Long	KICKS
Jordan Lawless	2	1	37	missed 27

ALL RETURNS	Punts			Kickoffs			Intercepted		
	No.	Yds.	Lg.	No.	Yds.	Lg.	No.	Yds.	Lg.
Isaiah Zuber	0	0	0	2	36	22	0	0	0
Cameron Dantzler	0	0	0	0	0	0	1	0	0
Maurice Smitherman	0	0	0	0	0	0	1	0	0
Malik Dear	2	40	40	0	0	0	0	0	0
Taury Dixon	1	0	0	0	0	0	0	0	0
Brian Cole II	0	0	0	1	18	18	0	0	0

Louisiana

RUSHING	Att.	Gain	Lost	Net	TD	Long	Avg.
Raymond Calais	8	80	0	80	0	26	10.0
Trey Ragas	9	63	0	63	1	17	7.0
Elija Mitchell	14	31	0	31	1	9	2.2
Levi Lewis	6	18	28	-10	1	10	-1.7

PASSING	Com	Att	Int	Yds	TD	Long	Sacks
Levi Lewis	23	9	2	267	1	32	1

RECEIVING	No.	Yds.	TD	Long
Jamal Bell	8	113	0	22
Ja'Mar Bradley	6	93	0	32
Raymond Calais	3	15	0	11
Peter LeBlanc	2	5	0	4
Elija Mitchell	2	4	0	7
Trey Ragas	1	19	0	19
Nick Ralston	1	11	1	11
Bria Smith Jr.	1	7	0	7

PUNTING	No.	Yds.	Avg.	Long	I20	TB
Rhys Byrns	3	133	44.3	46	1	0

FIELD GOALS	Att.	Made	Long	KICKS
none				

ALL RETURNS	Punts			Kickoffs			Intercepted		
	No.	Yds.	Lg.	No.	Yds.	Lg.	No.	Yds.	Lg.
Ja'Mar Bradley	0	0	0	2	38	23	0	0	0
Raymond Calais	0	0	0	1	19	19	0	0	0
Chris Smith	0	0	0	3	68	30	0	0	0

MSU Tops Louisiana In New Orleans, 38-28

Playing its first game in the Mercedes-Benz Superdome since 2007, MSU used 497 yards of total offense in **Tommy Stevens'** debut as quarterback to defeat Louisiana, 38-28, in New Orleans. **Kylin Hill** rushed for 197 yards on 27 carries, representing the highest rushing output by a Bulldog in a season opener in program history. Stevens, the graduate transfer from Penn State, didn't waste any time in making an impact as he orchestrated a six-play, 74-yard drive that culminated with a beautiful over-the-shoulder throw to **Osirus Mitchell** for a 31-yard touchdown with 12:27 in the first quarter. With the score tied at 14 all, MSU reeled off 21 unanswered points behind the Stevens-Hill combo. Both accounted for rushing touchdowns. **Malik Dear's** 40-yard punt return early in the fourth quarter set up a Stevens-to-**Austin Williams** 12-yard passing score on the ensuing play to make it 35-14. Stevens finished 20-of-30 with 236 yards passing. The Ragin' Cajuns rallied with 14 straight points, including a 99-yard drive late in the game. **Jordan Lawless'** first career made field goal, a 37-yarder with 1:02 to go, pushed it to a double-digit margin. **Erroll Thompson** led all tacklers with 10 and a fumble recovery. State forced four turnovers - three fumbles and one interception. **Cameron Dantzler** added seven tackles, one fumble recovery and an interception on UL's first offensive play of the game.

Mississippi State	7	14	7	10	- 38
Louisiana	7	7	0	14	- 28

1st	12:27	MSU	Osirus Mitchell 31 yd pass from Tommy Stevens (Jordan Lawless kick)
	03:17	UL	Elija Mitchell 3 yd run (Stevie Artigue kick)
2nd	09:18	MSU	Nick Gibson 8 yd run (Jordan Lawless kick)
	04:31	UL	Nick Ralston 11 yd pass from Levi Lewis (Stevie Artigue kick)
	00:31	MSU	Tommy Stevens 4 yd run (Jordan Lawless kick)
3rd	07:07	MSU	Kylin Hill 5 yd run (Jordan Lawless kick)
4th	13:07	MSU	Austin Williams 12 yd pass from Tommy Stevens (Jordan Lawless kick)
	09:56	UL	Levi Lewis 1 yd run (Stevie Artigue kick)
	02:45	UL	Trey Ragas 17 yd run (Stevie Artigue kick)
	01:02	MSU	Jordan Lawless 37 yd field goal

Team Stats

	MSU	UL
FIRST DOWNS	29	27
Rushing	15	10
Passing	13	16
Penalty	1	1
NET YARDS RUSHING	261	164
Rushing Attempts	40	37
Average Per Rush	6.5	4.4
NET YARDS PASSING	236	267
Completions-Attempts-Int	20-30-0	24-39-2
Average Per Attempt	7.9	6.8
Average Per Completion	11.8	11.1
TOTAL OFFENSE YARDS	497	431
Total offense plays	70	76
Average Gain Per Play	7.1	5.7
Fumbles: Number-Lost	2-2	3-3
Penalties: Number-Yards	5-40	5-45
PUNTS-YARDS	2-80	3-133
KICKOFFS-YARDS	7-400	5-262
Punt returns: Number-Yards-TD	3-40-0	0-0-0
Kickoff returns: Number-Yds-TD	3-54-0	6-125-0
Interceptions: Number-Yds-TD	1-0-0	0-0-0
Fumble Returns: Number-Yds-TD	0-0-0	0-0-0
Possession Time	31:03	28:57
Third-Down Conversions	4 of 9	4 of 10
Fourth-Down Conversions	1 of 2	0 of 1
Red-Zone Scores-Chances	5-6	4-5
Sacks By: Number-Yards	1-5	2-7
PAT Kicks	5-5	4-4
Field Goals	1-2	0-0
Points off turnovers	7	7

GAME 2

Southern Miss
MSU

15
38

Sept. 7, 2019
Davis Wade Stadium
Starkville, Miss.
55,143

Southern Miss

RUSHING	Att.	Gain	Lost	Net	TD	Long	Avg.
Kevin Perkins	5	51	0	51	0	26	10.2
D. Harris	6	49	0	49	0	18	8.2
Darius Maberry	4	12	0	12	0	8	3.0
S. Anderson	2	11	0	11	0	11	5.5
Dee Baker	1	2	0	2	0	2	2.0
Jaylond Adams	2	2	0	2	0	2	1.0
Jordan Kempf	1	0	5	-5	0	0	-5.0
Jack Abraham	6	10	22	-12	0	4	-2.0

PASSING	Com	Att	Int	Yds	TD	Long	Sacks
Jack Abraham	18	26	2	234	2	65	2

RECEIVING	No.	Yds.	TD	Long
J. Mitchell	6	94	1	65
Tim Jones	5	73	0	25
Jaylond Adams	4	56	1	28
Trevor Terry	1	7	0	7
Kevin Perkins	1	3	0	3
Neil McLaurin	1	1	0	1

PUNTING	No.	Yds.	Avg.	Long	I20	TB
Zac Everett	3	125	41.7	43	0	0
Matt Bromell	2	45	22.5	29	0	0

FIELD GOALS	Att.	Made	Long	KICKS
Andrew Stein	1	0	--	missed 36

ALL RETURNS	Punts			Kickoffs			Intercepted		
	No.	Yds.	Lg.	No.	Yds.	Lg.	No.	Yds.	Lg.
Jaylond Adams	1	2	2	1	12	12	0	0	0
Dee Baker	0	0	0	1	26	26	0	0	0

Mississippi State

RUSHING	Att.	Gain	Lost	Net	TD	Long	Avg.
Kylin Hill	14	125	2	123	1	22	8.8
L. Witherspoon	7	40	0	40	1	22	5.7
Nick Gibson	5	32	1	31	1	13	6.2
Garrett Shrader	9	23	7	16	0	10	1.8
Tommy Stevens	6	14	14	0	0	6	0.0

PASSING	Com	Att	Int	Yds	TD	Long	Sacks
Garrett Shrader	7	11	0	71	0	17	1
Tommy Stevens	9	10	0	105	2	28	2

RECEIVING	No.	Yds.	TD	Long
Stephen Guidry	3	32	1	11
Osirus Mitchell	2	46	1	28
Isaiah Zuber	2	23	0	17
Kylin Hill	2	19	0	15
Dontea Jones	2	9	0	6
Austin Williams	1	13	0	13
Deddrick Thomas	1	12	0	12
JaVonta Payton	1	10	0	10
Cameron Gardner	1	7	0	7
Robert Rivers	1	5	0	5

PUNTING	No.	Yds.	Avg.	Long	I20	TB
Tucker Day	4	199	49.8	59	3	0

FIELD GOALS	Att.	Made	Long	KICKS
Jace Christmann	2	1	30	made 30; missed 43

ALL RETURNS	Punts			Kickoffs			Intercepted		
	No.	Yds.	Lg.	No.	Yds.	Lg.	No.	Yds.	Lg.
Malik Dear	1	8	8	0	0	0	0	0	0
C.J. Morgan	0	0	0	0	0	0	1	9	9
Martin Emerson	0	0	0	0	0	0	1	45	45

State Soars Past Golden Eagles in Home Opener, 38-15

In one of the hottest games in Davis Wade Stadium history, MSU jumped out to a 28-0 lead and secured a 38-15 victory over in-state foe Southern Miss to open the home 2019 slate. Kickoff temperature was 94 degrees, representing the hottest in Davis Wade Stadium since 1998. The heat had no effect on the Bulldogs, however. **Tommy Stevens**, making his Starkville debut, completed his first nine passes for 105 yards and two touchdowns before exiting the game due to injury late in the second quarter. Stevens' hot streak to start the game represented the most consecutive completions by an MSU QB since Dak Prescott against Arkansas in 2015. For the second straight game, the combination of Stevens to **Osirus Mitchell** put the Bulldogs on the board on the first drive. Stevens found Mitchell for a 28-yard touchdown with 9:36 to play, and he later connected with **Stephen Guidry** for an 11-yard score. The day belonged to **Kylin Hill**, who put on a show rushing for 123 yards and one touchdown against a stingy USM defense that was ranked in the top three nationally a year ago. True freshman **Garrett Shrader** spelled Stevens and fared well, going 7-of-11 in his first career action. MSU managed three takeaways, including interceptions from **C.J. Morgan** and true freshman **Martin Emerson**. **Brian Cole II** led all tacklers with seven, including one sack and 2.5 tackles for loss. **Marquiss Spencer** added one strip sack.

Southern Miss	0	0	7	8	- 15
Mississippi State	7	14	7	10	- 38

1st	09:36	MSU	Osirus Mitchell 28 yd pass from Tommy Stevens (Jace Christmann kick)
2nd	14:55	MSU	Stephen Guidry 11 yd pass from Tommy Stevens (Jace Christmann kick)
	00:42	MSU	Nick Gibson 13 yd run (Jace Christmann kick)
3rd	06:37	MSU	Kylin Hill 3 yd run (Jace Christmann kick)
	04:42	USM	Jaylond Adams 28 yd pass from Jack Abraham (Andrew Stein kick)
4th	14:12	MSU	Jace Christmann 30 yd field goal
	06:31	USM	J. Mitchell 65 yd pass from Jack Abraham (Trevor Terry pass from Jack Abraham)
	02:20	MSU	L. Witherspoon 22 yd run (Jace Christmann kick)

Team Stats

	USM	MSU
FIRST DOWNS	17	21
Rushing	7	10
Passing	10	11
Penalty	0	0
NET YARDS RUSHING	110	210
Rushing Attempts	27	41
Average Per Rush	4.1	5.1
NET YARDS PASSING	234	176
Completions-Attempts-Int	18-26-2	16-21-0
Average Per Attempt	9.0	8.4
Average Per Completion	13.0	11.0
TOTAL OFFENSE YARDS	344	386
Total offense plays	53	62
Average Gain Per Play	6.5	6.2
Fumbles: Number-Lost	2-1	0-0
Penalties: Number-Yards	1-5	2-10
PUNTS-YARDS	5-170	4-199
KICKOFFS-YARDS	3-195	7-454
Punt returns: Number-Yards-TD	1-2-0	1-8-0
Kickoff returns: Number-Yds-TD	2-38-0	0-0-0
Interceptions: Number-Yds-TD	0-0-0	2-54-0
Fumble Returns: Number-Yds-TD	0-0-0	0-0-0
Possession Time	26:14	33:46
Third-Down Conversions	2 of 9	3 of 9
Fourth-Down Conversions	0 of 0	0 of 0
Red-Zone Scores-Chances	0-1	4-4
Sacks By: Number-Yards	3-20	2-12
PAT Kicks	1-1	5-5
Field Goals	0-1	1-2
Points off turnovers	0	7

GAME 3

Kansas State
#23 MSU

31
24

Sept. 14, 2019
Davis Wade Stadium
Starkville, Miss.
54,522

Kansas State

RUSHING	Att.	Gain	Lost	Net	TD	Long	Avg.
James Gilbert	17	62	3	59	0	11	3.5
Jordan Brown	5	41	0	41	1	17	8.2
Harry Trotter	5	25	0	25	0	9	5.0
Malik Knowles	2	12	0	12	0	7	6.0
Skylar Thompson	4	18	10	8	1	16	2.0
Wykeen Gill	1	3	0	3	0	3	3.0
TEAM	1	0	2	-2	0	0	-2.0

PASSING

	Com	Att	Int	Yds	TD	Long	Sacks
Skylar Thompson	10	18	0	123	1	24	1

RECEIVING

	No.	Yds.	TD	Long
Dalton Schoen	3	50	1	20
Wykeen Gill	2	9	0	6
Phillip Brooks	2	5	0	7
Nick Lenners	1	24	0	24
Landry Weber	1	23	0	23
Malik Knowles	1	12	0	12

PUNTING

	No.	Yds.	Avg.	Long	I20	TB
Devin Ancil	5	253	50.6	61	1	2

FIELD GOALS

	Att.	Made	Long	KICKS
Blake Lynch	1	1	35	made 35

ALL RETURNS	Punts			Kickoffs			Intercepted		
	No.	Yds.	Lg.	No.	Yds.	Lg.	No.	Yds.	Lg.
Phillip Brooks	2	45	25	0	0	0	0	0	0
Malik Knowles	0	0	0	3	124	100	0	0	0
AJ Parker	0	0	0	0	0	0	1	23	23
Seth Porter	1	-1	0	0	0	0	0	0	0
Denzel Goolsby	0	0	0	0	0	0	1	16	16
Jordan Brown	1	0	0	0	0	0	0	0	0

Mississippi State

RUSHING	Att.	Gain	Lost	Net	TD	Long	Avg.
Kylin Hill	24	116	5	111	0	22	4.6
Garrett Shrader	10	82	0	82	1	16	8.2
Tommy Stevens	7	19	14	5	1	4	0.7
Lee Witherspoon	3	4	0	4	0	2	1.3
Dontea Jones	0	-1	0	-1	0	0	0.0

PASSING

	Com	Att	Int	Yds	TD	Long	Sacks
Tommy Stevens	7	15	2	100	1	35	2
Garrett Shrader	4	12	0	51	0	26	0

RECEIVING

	No.	Yds.	TD	Long
Osirus Mitchell	5	74	1	35
Deddrick Thomas	2	32	0	26
Kylin Hill	2	20	0	12
Farrod Green	1	13	0	13
Dontea Jones	1	12	0	12

PUNTING

	No.	Yds.	Avg.	Long	I20	TB
Tucker Day	6	242	40.3	55	0	0

FIELD GOALS

	Att.	Made	Long	KICKS
Jace Christmann	1	1	47	made 47

ALL RETURNS	Punts			Kickoffs			Intercepted		
	No.	Yds.	Lg.	No.	Yds.	Lg.	No.	Yds.	Lg.
Deddrick Thomas	0	0	0	1	14	14	0	0	0
JaVonta Payton	0	0	0	2	40	24	0	0	0
Malik Dear	1	1	0	0	0	0	0	0	0
Brian Cole II	0	0	0	1	17	17	0	0	0

Kansas State Edges MSU, 31-24

Kylin Hill rushed for over 100 yards for the third consecutive game, but it was not enough as Kansas State scored 14 unanswered points in the fourth quarter to beat MSU, 31-24, on a hot morning kickoff in Davis Wade Stadium. It was the first meeting between the two teams in Starkville since 1974 and the first Power 5 non-conference team to visit Davis Wade Stadium since 2009. Malik Knowles took a kickoff back 100 yards for the Wildcats to tie the game at 24 all with 14:36 to go in the fourth. MSU was unable to muster anything offensively and K-State went 53 yards on six plays that culminated with a 15-yard touchdown pass with 5:37 to go. **Tommy Stevens**, battling an upper body injury sustained a week earlier, got the start but did not return early in the third quarter. The Bulldogs were decimated with injuries with CB **Cameron Dantzer**, RB **Nick Gibson** and OL **Dareuan Parker** all out. Stevens helped erase a 10-0 deficit, rushing for a two-yard touchdown following a muffed punt from the Wildcats. **Osirus Mitchell** then made a spectacular one-handed, 35-yard touchdown grab with 0:09 left in the half. True freshman **Garrett Shrader** spelled Stevens in the third quarter and displayed his toughness, orchestrating a 12-play, 79-yard drive that ate up 6:50. He finished it off with a two-yard touchdown dive. **Jace Christmann's** key 47-yard field goal to start the fourth look to have put the Bulldogs in firm control, up 24-17, before K-State mounted its comeback. The Bulldogs turned it over three times on the day, but did outgain the Wildcats 352-269. Leo Lewis produced a game-high 12 tackles, while **Brian Cole II** continued his hot start to the year with six tackles, one punishing strip sack and two tackles for loss.

Kansas State	3	14	0	14	- 31
Mississippi State	0	14	7	3	- 24

1st	02:23	KSU	Blake Lynch 35 yd field goal
2nd	13:31	KSU	Jordan Brown 7 yd run (Blake Lynch kick)
	05:39	MSU	Tommy Stevens 2 yd run (Jace Christmann kick)
	00:46	KSU	Skylar Thompson 1 yd run (Blake Lynch kick)
	00:09	MSU	Osirus Mitchell 35 yd pass from Tommy Stevens (Jace Christmann kick)
3rd	04:47	MSU	Garrett Shrader 5 yd run (Jace Christmann kick)
4th	14:50	MSU	Jace Christmann 47 yd field goal
	14:36	KSU	Malik Knowles 100 yd kickoff return (Blake Lynch kick)
	05:37	KSU	Dalton Schoen 15 yd pass from S. Thompson (Blake Lynch kick)

Team Stats

	K-STATE	MSU
FIRST DOWNS	17	21
Rushing	8	9
Passing	7	8
Penalty	2	4
NET YARDS RUSHING	146	201
Rushing Attempts	35	44
Average Per Rush	4.2	4.6
NET YARDS PASSING	123	151
Completions-Attempts-Int	10-18-0	11-27-2
Average Per Attempt	6.8	5.6
Average Per Completion	12.3	13.7
TOTAL OFFENSE YARDS	269	352
Total offense plays	53	71
Average Gain Per Play	5.1	5.0
Fumbles: Number-Lost	4-3	2-1
Penalties: Number-Yards	7-59	7-83
PUNTS-YARDS	5-253	6-242
KICKOFFS-YARDS	6-357	5-310
Punt returns: Number-Yards-TD	4-44-0	1-1-0
Kickoff returns: Number-Yds-TD	3-124-1	4-71-0
Interceptions: Number-Yds-TD	2-39-0	0-0-0
Fumble Returns: Number-Yds-TD	1-9-0	1-4-0
Possession Time	26:55	33:05
Third-Down Conversions	3 of 10	4 of 14
Fourth-Down Conversions	0 of 1	0 of 1
Red-Zone Scores-Chances	4-5	2-2
Sacks By: Number-Yards	2-13	1-10
PAT Kicks	4-4	3-3
Field Goals	1-1	1-1
Points off turnovers	10	17

GAME 4

Kentucky MSU

13
28

Sept. 21, 2019
Davis Wade Stadium
Starkville, Miss.
54,556

Kentucky

RUSHING	Att.	Gain	Lost	Net	TD	Long	Avg.
Asim Rose	9	105	0	105	0	31	11.7
Lynn Bowden	3	37	0	37	0	17	12.3
Kavosiey Smoke	10	28	3	25	1	12	2.5
TEAM	1	0	5	-5	0	0	-5.0
Sawyer Smith	5	4	12	-8	0	3	-1.6

PASSING	Com	Att	Int	Yds	TD	Long	Sacks
Sawyer Smith	15	41	1	232	0	39	3
Lynn Bowden	0	1	0	0	0	0	0

RECEIVING	No.	Yds.	TD	Long
Lynn Bowden	7	129	0	39
Josh Ali	5	61	0	20
Keaton Upshaw	1	19	0	19
Ahmad Wagner	1	15	0	15
Clevan Thomas	1	8	0	8

PUNTING	No.	Yds.	Avg.	Long	I20	TB
Max Duffy	3	154	51.3	56	1	2

FIELD GOALS	Att.	Made	Long	KICKS
Chance Poore	3	1	40	made 40; missed 47; missed 26
Matt Ruffolo	1	1	29	made 29

ALL RETURNS	Punts			Kickoffs			Intercepted		
	No.	Yds.	Lg.	No.	Yds.	Lg.	No.	Yds.	Lg.
Lynn Bowden	1	25	25	1	19	19	0	0	0
Quandre Mosely	0	0	0	0	0	0	1	39	39
Drew Schlegel	0	0	0	1	3	3	0	0	0

Mississippi State

RUSHING	Att.	Gain	Lost	Net	TD	Long	Avg.
Garrett Shrader	11	139	14	125	0	49	11.4
Kylin Hill	26	126	6	120	3	18	4.6
Malik Dear	1	0	0	0	0	0	0.0
TEAM	2	0	4	-4	0	0	-2.0

PASSING	Com	Att	Int	Yds	TD	Long	Sacks
Garrett Shrader	17	22	1	180	0	25	2

RECEIVING	No.	Yds.	TD	Long
Osirus Mitchell	4	36	0	14
Farrod Green	3	20	0	13
Isaiah Zuber	3	16	0	7
Dedrick Thomas	2	46	0	25
Malik Dear	2	28	0	20
JaVonta Payton	2	14	0	13
Austin Williams	1	20	0	20

PUNTING	No.	Yds.	Avg.	Long	I20	TB
Tucker Day	3	147	49.0	50	0	2

FIELD GOALS	Att.	Made	Long	KICKS
none	--	--	--	--

ALL RETURNS	Punts			Kickoffs			Intercepted		
	No.	Yds.	Lg.	No.	Yds.	Lg.	No.	Yds.	Lg.
Willie Gay Jr.	0	0	0	0	0	0	1	52	52

Shrader, MSU Close Out UK in SEC Opener, 28-13

The stage wasn't too big for true freshman quarterback **Garrett Shrader** in MSU's SEC opener. Shrader, making his first career start in just his third collegiate game, accounted for 305 yards of total offense, including 125 rushing on 11 carries, to lift the Bulldogs past Kentucky, 28-13, in Davis Wade Stadium. Shrader was just the second MSU true freshman QB to start in an SEC game in the last 12 years. He was an efficient 17-of-22 for 180 yards through the air. Shrader accounted for all six of the Bulldogs' 20+ yard plays in the game. **Kylin Hill** was spectacular again, becoming the first Bulldog to rush for 100 or more yards in the first four games of a season. Hill rushed for 120 yards on 26 carries with a career-best three touchdowns. The Bulldogs got on the board via their defense on the fifth play of the game. **Willie Gay Jr.**, in on his first play of the year after missing the first three games due to a violation of team rules, stepped in front of a Sawyer Smith pass and returned it 52 yards for a touchdown. The Bulldogs chewed up clock in the second quarter with impressive drives. Hill finished one on a 12-yard highlight reel touchdown run as he leaped from the four-yard line and extended the ball inside the pylon for the score. On the ensuing possession, Shrader engineered a 10-play, 80-yard drive that took 5:00. His 36-yard rush set up another Hill touchdown that made it 21-3 at the half. The Wildcats responded with 10 unanswered. With the score a one-possession game and 4:32 remaining, Shrader conducted a six-play, 75 yard drive and extended the drive with a 49-yard rush on third down. Hill finished it off with another score. The Bulldogs held Kentucky to 1-of-12 on third down. **C.J. Morgan** led MSU with nine tackles. **Jaquarius Landrews** added seven tackles and a game-high four pass breakups.

Kentucky	3	0	7	3	- 13
Mississippi State	7	14	0	7	- 28

1st	13:35	MSU	Willie Gay Jr. 52 yd interception return (Jace Christmann kick)
	02:49	UK	Chance Poore 40 yd field goal
2nd	13:24	MSU	Kylin Hill 12 yd run (Jace Christmann kick)
	04:45	MSU	Kylin Hill 2 yd run (Jace Christmann kick)
3rd	05:30	UK	Kavosiey Smoke 2 yd run (Chance Poore kick)
4th	04:39	UK	Matt Ruffolo 29 yd field goal
	01:39	MSU	Kylin Hill 1 yd run (Jace Christmann kick)

Team Stats

	UK	MSU
FIRST DOWNS	21	22
Rushing	9	12
Passing	10	9
Penalty	2	1
NET YARDS RUSHING	154	241
Rushing Attempts	28	40
Average Per Rush	5.5	6.0
NET YARDS PASSING	232	180
Completions-Attempts-Int	15-42-1	17-22-1
Average Per Attempt	5.5	8.2
Average Per Completion	15.5	10.6
TOTAL OFFENSE YARDS	386	421
Total offense plays	70	62
Average Gain Per Play	5.5	6.8
Fumbles: Number-Lost	1-0	1-1
Penalties: Number-Yards	5-40	5-45
PUNTS-YARDS	3-154	3-147
KICKOFFS-YARDS	4-260	5-295
Punt returns: Number-Yards-TD	1-25-0	0-0-0
Average Per Return	25.0	0.0
Kickoff returns: Number-Yds-TD	2-22-0	0-0-0
Average Per Return	11.0	0.0
Interceptions: Number-Yds-TD	1-39-0	1-52-1
Fumble Returns: Number-Yds-TD	0-0-0	0-0-0
Possession Time	26:54	33:06
Third-Down Conversions	1 of 12	6 of 10
Fourth-Down Conversions	3 of 4	0 of 0
Red-Zone Scores-Chances	2-4	3-4
Sacks By: Number-Yards	2-14	3-16
PAT Kicks	1-1	4-4
Field Goals	2-4	0-0
Points off turnovers	7	7

GAME 5

MSU
#7/7 Auburn

23
56

Sept. 28, 2019
Jordan-Hare Stadium
Auburn, Ala.
87,451

Mississippi State

RUSHING	Att.	Gain	Lost	Net	TD	Long	Avg.
Garrett Shrader	16	112	23	89	1	24	5.6
Kylin Hill	17	51	6	45	0	13	2.6
Lee Witherspoon	2	3	0	3	0	2	1.5
Nick Gibson	1	0	1	-1	0	0	-1.0
TEAM	1	0	2	-2	0	0	-2.0
Tommy Stevens	1	0	16	-16	0	0	-16.0

PASSING	Com	Att	Int	Yds	TD	Long	Sacks
Garrett Shrader	12	23	0	209	2	47	1
Tommy Stevens	1	3	0	7	0	7	1

RECEIVING	No.	Yds.	TD	Long
Farrod Green	3	69	0	47
Osirus Mitchell	2	33	1	21
Dedrick Thomas	2	22	0	12
Kylin Hill	2	21	0	18
JaVonta Payton	1	30	0	30
Isaiah Zuber	1	20	0	20
Georquarius Spivey	1	12	0	12
Stephen Guidry	1	9	1	9

PUNTING	No.	Yds.	Avg.	Long	I20	TB
Tucker Day	4	168	42.0	45	1	0
Reed Bowman	2	82	41.0	51	1	0

FIELD GOALS	Att.	Made	Long	KICKS
Jace Christmann	1	1	27	made 27

ALL RETURNS	Punts			Kickoffs			Intercepted		
	No.	Yds.	Lg.	No.	Yds.	Lg.	No.	Yds.	Lg.
JaVonta Payton	0	0	0	1	16	0	0	0	0

Auburn

RUSHING	Att.	Gain	Lost	Net	TD	Long	Avg.
Bo Nix	7	60	4	56	1	30	8.0
J. Whitlow	10	56	1	55	3	30	5.5
D.J. Williams	7	33	1	32	0	9	4.6
Kam Martin	8	36	5	31	1	16	3.9
A. Schwartz	3	25	0	25	1	13	8.3
Shaun Shivers	4	22	0	22	0	10	5.5
Eli Stove	1	3	0	3	0	3	3.0
Malik Miller	1	1	0	1	0	1	1.0
TEAM	2	0	2	-2	0	0	-1.0
Joey Gatewood	2	1	7	-6	0	1	-3.0

PASSING	Com	Att	Int	Yds	TD	Long	Sacks
Bo Nix	16	21	0	335	2	48	1
Joey Gatewood	2	3	0	26	0	11	1

RECEIVING	No.	Yds.	TD	Long
Seth Williams	8	161	2	39
Anthony Schwartz	2	67	0	48
Sal Cannella	2	39	0	31
Will Hastings	2	25	0	21
Eli Stove	1	27	0	27
Malik Miller	1	16	0	11
Jay Jay Wilson	1	16	0	16
Zach Farrar	1	10	0	10

PUNTING	No.	Yds.	Avg.	Long	I20	TB
Arryn Siposs	1	43	43.0	43	0	0

FIELD GOALS	Att.	Made	Long	KICKS
--	--	--	--	--

ALL RETURNS	Punts			Kickoffs			Intercepted		
	No.	Yds.	Lg.	No.	Yds.	Lg.	No.	Yds.	Lg.
N. Igbinoghene	0	0	0	1	21	21	0	0	0
Christian Tutt	3	34	18	0	0	0	0	0	0

Big First Half Carries No. 7 Auburn Past MSU, 56-23

No. 7 Auburn, playing its SEC home opener, scored 21 straight points in the first seven minutes of the game and never looked back as MSU fell 56-23, in a sold-out night game in Jordan-Hare Stadium. The Bulldogs went three and out on their first series, and the Tigers immediately capitalized with great field position and scored on their first play from scrimmage. The score was 21-0 after Auburn took advantage of a **JaVonta Payton** fumble on a kickoff. MSU starting quarterback **Tommy Stevens** suffered a lower body injury on the second series of the game and missed the remainder of the contest. He was once again spelled by true freshman **Garrett Shrader**. Shrader, in his first SEC road appearance, accounted for all three Bulldog touchdowns, firing two TD passes and adding a rushing score. He finished with 298 yards of total offense and got MSU on the board after finishing off a 12-play, 75-yard drive with a **Stephen Guidry** 9-yard pass late in the first quarter. MSU trailed 42-9 at the break, and added touchdowns courtesy of **Osirus Mitchell** and Shrader. His 7-yard touchdown run with 0:50 remaining put him at 89 rushing yards on the night against a stellar Auburn defense. **Farrod Green** led MSU in receiving with 69 yards. **Leo Lewis** and **C.J. Morgan** led all Bulldog tacklers with eight apiece. Lewis had seven solo stops, a tackle for a loss, one forced fumble and one fumble recovery. MSU won the turnover battle, forcing three on the night to extend the consecutive streak to 21 straight games of a takeaway. The Bulldogs were without the services of six players on their two-deep depth chart.

Mississippi State	6	3	7	7	- 23
Auburn	21	21	7	7	- 56

1st	12:55	AU	J. Whitlow 30 yd run (Anders Carlson kick)
	09:46	AU	Bo Nix 9 yd run (Anders Carlson kick)
	08:59	AU	A. Schwartz 13 yd run (Anders Carlson kick)
	02:20	MSU	Stephen Guidry 9 yd pass from Garrett Shrader (Jace Christmann kick failed)
2nd	13:18	AU	J. Whitlow 3 yd run (Anders Carlson kick)
	07:55	MSU	Jace Christmann 27 yd field goal
	05:33	AU	Seth Williams 39 yd pass from Bo Nix (Anders Carlson kick)
	00:12	AU	J. Whitlow 3 yd run (Anders Carlson kick)
3rd	13:28	AU	Seth Williams 32 yd pass from Bo Nix (Anders Carlson kick)
	02:13	MSU	Osirus Mitchell 21 yd pass from Garrett Shrader (Jace Christmann kick)
4th	14:16	AU	Kam Martin 7 yd run (Anders Carlson kick)
	00:50	MSU	Garrett Shrader 7 yd run (Jace Christmann kick)

Team Stats

	MSU	AU
FIRST DOWNS	21	25
Rushing	8	9
Passing	10	13
Penalty	3	3
NET YARDS RUSHING	118	217
Rushing Attempts	38	45
Average Per Rush	3.1	4.8
NET YARDS PASSING	216	361
Completions-Attempts-Int	13-26-0	18-24-0
Average Per Attempt	8.3	15.0
Average Per Completion	16.6	20.1
TOTAL OFFENSE YARDS	334	578
Total offense plays	64	69
Average Gain Per Play	5.2	8.4
Fumbles: Number-Lost	3-2	4-3
Penalties: Number-Yards	9-70	5-37
PUNTS-YARDS	6-250	1-43
KICKOFFS-YARDS	5-273	9-583
Punt returns: Number-Yards-TD	0-0-0	3-34-0
Kickoff returns: Number-Yds-TD	1-16-0	1-21-0
Interceptions: Number-Yds-TD	0-0-0	0-0-0
Fumble Returns: Number-Yds-TD	0-0-0	0-0-0
Possession Time	32:35	27:25
Third-Down Conversions	3 of 12	6 of 10
Fourth-Down Conversions	1 of 2	0 of 1
Red-Zone Scores-Chances	3-4	5-5
Sacks By: Number-Yards	2-11	2-25
PAT Kicks	2-3	8-8
Field Goals	1-1	0-0
Points off turnovers	0	14

GAME 6

MSU Tennessee

10
20

Oct. 12, 2019
Neyland Stadium
Knoxville, Tenn.
85,462

Mississippi State

RUSHING	Att.	Gain	Lost	Net	TD	Long	Avg.
Garrett Shrader	13	83	21	62	0	14	4.8
Tommy Stevens	9	39	13	26	0	10	2.9
Kylin Hill	11	19	6	13	0	4	1.2
JaVonta Payton	1	11	0	11	0	11	11.0
Nick Gibson	2	5	0	5	0	4	2.5
Isaiah Zuber	1	4	0	4	0	4	4.0

PASSING	Com	Att	Int	Yds	TD	Long	Sacks
Tommy Stevens	6	11	2	67	0	19	3
Garrett Shrader	5	10	1	79	1	21	4

RECEIVING	No.	Yds.	TD	Long
Osirus Mitchell	5	58	0	21
Stephen Guidry	2	36	0	19
Dedrick Thomas	2	25	1	17
Lee Witherspoon	1	18	0	18
Farrod Green	1	9	0	9

PUNTING	No.	Yds.	Avg.	Long	I20	TB
Tucker Day	4	173	43.2	56	0	0

FIELD GOALS	Att.	Made	Long	KICKS
Jace Christmann	2	1	51	made 51; missed 36

ALL RETURNS	Punts			Kickoffs			Intercepted		
	No.	Yds.	Lg.	No.	Yds.	Lg.	No.	Yds.	Lg.
Cameron Dantzler	0	0	0	0	0	0	1	0	0
Brian Cole II	0	0	0	1	9	9	1	0	0

Tennessee

RUSHING	Att.	Gain	Lost	Net	TD	Long	Avg.
Ty Chandler	16	63	0	63	0	15	3.9
Tim Jordan	19	65	6	59	1	15	3.1
Brian Maurer	3	41	0	41	0	23	13.7
Jawan Jennings	1	22	0	22	0	22	22.0
Eric Gray	2	7	0	7	0	5	3.5
Dominick Wood-Anderson	1	5	0	5	0	5	5.0
TEAM	1	0	2	-2	0	0	-2.0
Jarrett Guarantano	1	0	5	-5	0	0	-5.0

PASSING	Com	Att	Int	Yds	TD	Long	Sacks
Brian Maurer	4	7	2	61	0	28	0
Jarrett Guarantano	6	7	0	106	1	41	1

RECEIVING	No.	Yds.	TD	Long
Tyler Byrd	3	56	1	39
Jawan Jennings	3	17	0	15
Ramel Keyton	1	41	0	41
Dominick Wood-Anderson	1	28	0	28
Josh Palmer	1	16	0	16
Tim Jordan	1	9	0	9

PUNTING	No.	Yds.	Avg.	Long	I20	TB
Joe Doyle	4	185	46.2	57	2	1

FIELD GOALS	Att.	Made	Long	KICKS
Brent Cimaglia	2	2	49	49 made; 22 made

ALL RETURNS	Punts			Kickoffs			Intercepted		
	No.	Yds.	Lg.	No.	Yds.	Lg.	No.	Yds.	Lg.
Trevon Flowers	0	0	0	0	0	0	1	14	14
Kenneth George	0	0	0	0	0	0	1	24	24
Marquez Callaway	1	13	13	0	0	0	0	0	0
Nigel Warrior	0	0	0	0	0	0	1	-3	0
Ty Chandler	0	0	0	1	14	14	0	0	0

Tennessee Tops MSU, 20-10, in Rare Knoxville Trip

Playing its first game in Neyland Stadium since 2008, MSU struggled offensively in a 20-10 loss to Tennessee on Saturday morning. The Bulldogs trailed 10-3 at the half. **Jace Christmann** provided MSU with its lone points of the first half, drilling a 51-yard field goal that bounced off the crossbar and through midway through the second quarter. The Bulldogs erased Tennessee drives in the red zone as **Cameron Dantzler** picked off Brian Maurer's pass in the end zone with 11:06 in the first quarter followed by **Brian Cole II's** pick in the end zone with 2:19 in the second quarter. **Tommy Stevens** got the start at quarterback for MSU but was spelled by true freshman **Garrett Shrader** to start the second half. Shrader completed the game and was effective, finishing 5-of-10 for 79 yards through the air. He connected with **Dedrick Thomas** on a 17-yard strike to complete an eight-play, 90-yard drive with 8:27 to play in the game. Shrader extended the drive with a gritty 12-yard run on fourth down. He finished with 62 rushing yards. The Vols put the game out of reach on a 39-yard touchdown pass down the sideline with 2:35 to go, which culminated a 90-yard drive. **Erroll Thompson** notched a game-high 13 tackles, including one for loss. Cole, **Lee Autry** and **Kobe Jones** each added a tackle for loss.

Mississippi State	0	3	0	7	- 10
Tennessee	7	3	3	7	- 20

1st	04:56	UT	Tim Jordan 15 yd run (Brent Cimaglia kick)
2nd	07:40	MSU	Jace Christmann 51 yd field goal
	00:00	UT	Brent Cimaglia 49 yd field goal
3rd	06:12	UT	Brent Cimaglia 22 yd field goal
4th	08:27	MSU	Dedrick Thomas 17 yd pass from Garrett Shrader (Jace Christmann kick)
	02:35	UT	Tyler Byrd 39 yd pass from Jarrett Guarantano (Brent Cimaglia kick)

Team Stats

	MSU	UT
FIRST DOWNS	20	14
Rushing	10	7
Passing	8	7
Penalty	2	0
NET YARDS RUSHING	121	190
Rushing Attempts	37	44
Average Per Rush	3.3	4.3
NET YARDS PASSING	146	167
Completions-Attempts-Int	11-21-3	10-14-2
Average Per Attempt	7.0	11.9
Average Per Completion	13.3	16.7
TOTAL OFFENSE YARDS	267	357
Total offense plays	58	58
Average Gain Per Play	4.6	6.2
Fumbles: Number-Lost	1-0	0-0
Penalties: Number-Yards	4-15	3-34
PUNTS-YARDS	4-173	4-185
KICKOFFS-YARDS	3-176	4-260
Punt returns: Number-Yards-TD	0-0-0	1-13-0
Kickoff returns: Number-Yds-TD	1-9-0	1-14-0
Interceptions: Number-Yds-TD	2-0-0	3-35-0
Fumble Returns: Number-Yds-TD	0-0-0	0-0-0
Possession Time	26:58	33:02
Third-Down Conversions	5 of 12	7 of 15
Fourth-Down Conversions	1 of 1	0 of 0
Red-Zone Scores-Chances	1-2	2-4
Sacks By: Number-Yards	1-5	7-33
PAT Kicks	1-1	2-2
Field Goals	1-2	2-2
Points off turnovers	0	3

GAME 7

#2/3 LSU
MSU

36
13

Oct. 19, 2019
Davis Wade Stadium
Starkville, Miss.
59,282

LSU

RUSHING	Att.	Gain	Lost	Net	TD	Long	Avg.
C. Ed.-Helaire	11	55	2	53	0	17	4.8
Ty Davis-Price	6	49	0	49	0	19	8.2
John Emery Jr.	2	0	1	-1	0	0	-0.5
Team	2	0	4	-4	0	0	-2.0
Joe Burrow	4	11	22	-11	0	11	-2.8

PASSING	Com	Att	Int	Yds	TD	Long	Sacks
Joe Burrow	25	32	0	327	4	60	3
Myles Brennan	0	3	0	0	0	0	0

RECEIVING	No.	Yds.	TD	Long
Justin Jefferson	8	89	1	19
Ja'Marr Chase	5	48	1	18
Racey McMath	3	76	1	60
Thaddeus Moss	3	48	0	24
C. Ed.-Helaire	2	15	0	8
Steph. Sullivan	2	9	0	6
Derrick Dillon	1	37	1	37
Ty Davis-Price	1	5	0	5

PUNTING	No.	Yds.	Avg.	Long	I20	TB
Z.Von Rosenberg	5	233	46.6	57	2	1

FIELD GOALS	Att.	Made	Long	KICKS
Cade York	3	3	25	made 20; made 23; made 25

ALL RETURNS	Punts			Kickoffs			Intercepted		
	No.	Yds.	Lg.	No.	Yds.	Lg.	No.	Yds.	Lg.
C. Ed.-Helaire	0	0	0	2	24	22	0	0	0
JaCoby Stevens	0	0	0	0	0	0	1	9	9
Derek Stingley	1	2	2	0	0	0	0	0	0
Kristian Fulton	0	0	0	0	0	0	1	0	0

Mississippi State

RUSHING	Att.	Gain	Lost	Net	TD	Long	Avg.
Garrett Shrader	19	72	6	66	1	12	3.5
Kylin Hill	15	41	7	34	0	11	2.3
Deddrick Thomas	1	5	0	5	0	5	5.0
Nick Gibson	2	1	4	-3	0	1	-1.5

PASSING	Com	Att	Int	Yds	TD	Long	Sacks
Garrett Shrader	17	28	2	238	1	29	2

RECEIVING	No.	Yds.	TD	Long
Stephen Guidry	6	98	1	24
Isaiah Zuber	3	53	0	29
Deddrick Thomas	3	31	0	17
L. Witherspoon	2	16	0	12
Nick Gibson	1	24	0	24
Farrod Green	1	11	0	11
Kylin Hill	1	5	0	5

PUNTING	No.	Yds.	Avg.	Long	I20	TB
Tucker Day	5	214	42.8	70	1	1

FIELD GOALS	Att.	Made	Long	KICKS
--	--	--	--	--

ALL RETURNS	Punts			Kickoffs			Intercepted		
	No.	Yds.	Lg.	No.	Yds.	Lg.	No.	Yds.	Lg.
Isaiah Zuber	0	0	0	1	28	28	0	0	0
Malik Dear	2	3	7	0	0	0	0	0	0

MSU Falls To #2 LSU in Home CBS Contest, 36-13

With CBS making its first appearance in Davis Wade Stadium since 2015, No. 2 LSU jumped out to a 22-7 halftime lead and took advantage of three Mississippi State turnovers as the Bulldogs fell, 36-13. MSU's defense did hold the Tigers' high-powered No. 1 offense to season lows in points (36) and total yards (413). State was within striking distance in the first half following **Garrett Shrader's** 12-yard TD run with 5:24 to go in the second quarter. Shrader, a true freshman making his second career start, accounted for 304 yards of total offense and two touchdowns on the day, throwing for a season-best 238 yards. He was State's leading rusher with 66 yards. MSU's defense limited LSU scoring drives to three field goals in the first two quarters, but the Tigers finished with two touchdowns in the final 5:05 of the first half. **Stephen Guidry** had his best game of the season, making six catches for 98 yards and one touchdown. Shrader found him on a 24-yard touchdown pass in the fourth quarter that capped a seven-play, 90-yard drive. **Martin Emerson**, another true freshman, got his first career start in place of an injured **Maurice Smitherman**. Seven Bulldogs accounted for at least 0.5 tackles for loss. **Jaquarius Landrews** turned in a team-high eight tackles. **Chauncey Rivers** collected a career-high 1.5 sacks, and C.J. Morgan registered a career-high four pass breakups.

LSU	3	19	14	0	- 36
Mississippi State	0	7	0	6	- 13

1st	07:52	LSU	Cade York 20 yd field goal
2nd	12:27	LSU	Cade York 23 yd field goal
	08:33	LSU	Cade York 25 yd field goal
	05:24	MSU	Garrett Shrader 12 yd run (Jace Christmann kick)
	05:07	LSU	Racey McMath 60 yd pass from Joe Burrow (Cade York kick failed)
	00:50	LSU	Ja'Marr Chase 8 yd pass from Joe Burrow (Cade York kick)
3rd	10:36	LSU	Derrick Dillon 37 yd pass from Joe Burrow (Cade York kick)
	05:36	LSU	Justin Jefferson 18 yd pass from Joe Burrow (Cade York kick)
4th	00:59	MSU	Stephen Guidry 24 yd pass from Garrett Shrader (Garrett Shrader pass failed)

Team Stats

	LSU	MSU
FIRST DOWNS	21	21
Rushing	8	5
Passing	10	12
Penalty	3	4
NET YARDS RUSHING	86	102
Rushing Attempts	25	37
Average Per Rush	3.4	2.8
NET YARDS PASSING	327	238
Completions-Attempts-Int	25-35-0	17-28-2
Average Per Attempt	9.3	8.5
Average Per Completion	13.1	14.0
TOTAL OFFENSE YARDS	413	340
Total offense plays	60	65
Average Gain Per Play	6.9	5.2
Fumbles: Number-Lost	1-0	1-1
Penalties: Number-Yards	7-88	13-109
PUNTS-YARDS	5-233	5-214
KICKOFFS-YARDS	8-518	3-179
Punt returns: Number-Yards-TD	1-2-0	2-3-0
Kickoff returns: Number-Yds-TD	2-24-0	1-28-0
Interceptions: Number-Yds-TD	2-9-0	0-0-0
Fumble Returns: Number-Yds-TD	1-1-0	0-0-0
Possession Time	25:39	34:21
Third-Down Conversions	3 of 11	3 of 12
Fourth-Down Conversions	0 of 0	0 of 2
Red-Zone Scores-Chances	5-5	1-1
Sacks By: Number-Yards	2-6	3-22
PAT Kicks	3-4	1-1
Field Goals	3-3	0-0
Points off turnovers	10	0

GAME 8

MSU
Texas A&M

30
49

Oct. 26, 2019
Kyle Field
College Station, Texas
102,025

Mississippi State

RUSHING	Att.	Gain	Lost	Net	TD	Long	Avg.
Kylin Hill	21	151	1	150	1	39	7.1
Garrett Shrader	14	79	15	64	0	14	4.6
Nick Gibson	3	25	0	25	0	8	8.3

PASSING	Com	Att	Int	Yds	TD	Long	Sacks
Garrett Shrader	13	30	1	194	3	38	2

RECEIVING	No.	Yds.	TD	Long
Isaiah Zuber	3	58	2	38
Dedrick Thomas	3	43	0	25
Stephen Guidry	2	59	1	32
Farrod Green	2	23	0	19
Austin Williams	1	10	0	10
Osirus Mitchell	1	9	0	9
Kylin Hill	1	-8	0	0

PUNTING	No.	Yds.	Avg.	Long	I20	TB
Tucker Day	3	134	44.7	50	0	0

FIELD GOALS	Att.	Made	Long	KICKS
Jace Christmann	1	1	33	made 33

ALL RETURNS	Punts			Kickoffs			Intercepted		
	No.	Yds.	Lg.	No.	Yds.	Lg.	No.	Yds.	Lg.
Isaiah Zuber	1	2	0	4	80	23	0	0	0
Lee Witherspoon	0	0	0	1	15	15	0	0	0

Texas A&M

RUSHING	Att.	Gain	Lost	Net	TD	Long	Avg.
Isaiah Spiller	22	93	3	90	1	24	4.1
Kellen Mond	9	76	0	76	2	25	8.4
C Richardson	6	28	0	28	1	13	4.7
Connor Blumrick	2	13	0	13	0	11	6.5

PASSING	Com	Att	Int	Yds	TD	Long	Sacks
Kellen Mond	17	23	0	234	3	52	0

RECEIVING	No.	Yds.	TD	Long
Quartney Davis	5	57	0	21
Jhamon Ausbon	4	55	1	19
Kendrick Rogers	4	44	1	16
J Wydermyer	2	63	1	52
Isaiah Spiller	1	13	0	13
Camron Buckley	1	2	0	2

PUNTING	No.	Yds.	Avg.	Long	I20	TB
Braden Mann	3	136	45.3	58	3	0

FIELD GOALS	Att.	Made	Long	KICKS
none				

ALL RETURNS	Punts			Kickoffs			Intercepted		
	No.	Yds.	Lg.	No.	Yds.	Lg.	No.	Yds.	Lg.
Jalen Preston	0	0	0	2	40	20	0	0	0
Devin Morris	0	0	0	0	0	0	1	0	0
Ainias Smith	1	10	10	3	49	21	0	0	0
Ryan Renick	0	0	0	1	11	11	0	0	0

MSU Drops Fourth Straight, 49-30, at Texas A&M

MSU turned it over three times and fell behind by 18 at the half as the Bulldogs lost their fourth consecutive game, 49-30, on Saturday afternoon at Texas A&M. The Bulldogs trailed 14-0 at the end of the first quarter, but Garrett Shrader found Stephen Guidry, who went up and grabbed a beautiful 32-yard pass in the endzone to make it 14-7 with 13:28 to go in the second quarter. MSU went four plays and 75 yards on that scoring drive. However, A&M answered with back-to-back scores to make it 28-7. Jace Christmann, making a return to his home state, drilled a 33-yard field goal just before the end of the first half. The Bulldogs were plagued by injuries and were without starting offensive linemen Stewart Reese and Greg Eiland as well as both starting cornerbacks. True freshmen Jarrian Jones and Martin Emerson made the start at corner. The Bulldog offense picked up the pace in the second half as Shrader fired two touchdown passes to graduate transfer Isaiah Zuber, who had his best day of the season. Kylin Hill added a 1-yard touchdown run, capping a nine-play, 79-yard drive to start the fourth quarter. Hill finished with a game-high 150 yards on the ground for his fifth 100-yard game of the season. MSU's defense only managed two tackles for loss and no sacks on the day against a high-powered Aggie offense. Brian Cole II finished with a game-high nine tackles and one quarterback hurry, while Jaquarius Landrews collected eight tackles and one QB hurry. Chauncey Rivers and Cameron Young tallied a tackle for loss apiece.

Mississippi State	0	10	7	13	- 30
Texas A&M	14	14	14	7	- 49

1st	06:50	TAMU	Kellen Mond 1 yd run (Seth Small kick)
	00:10	TAMU	Kellen Mond 12 yd run (Seth Small kick)
2nd	13:28	MSU	Stephen Guidry 32 yd pass from Garrett Shrader (Jace Christmann kick)
	10:20	TAMU	Jhamon Ausbon 19 yd pass from Kellen Mond (Seth Small kick)
	05:34	TAMU	Kendrick Rogers 16 yd pass from Kellen Mond (Seth Small kick)
	00:37	MSU	Jace Christmann 33 yd field goal
3rd	13:20	TAMU	J Wydermyer 52 yd pass from Kellen Mond (Seth Small kick)
	07:48	MSU	Isaiah Zuber 14 yd pass from Garrett Shrader (Jace Christmann kick)
	01:17	TAMU	Isaiah Spiller 4 yd run (Seth Small kick)
4th	12:26	MSU	Kylin Hill 1 yd run (Jace Christmann kick)
	05:00	TAMU	C Richardson 2 yd run (Seth Small kick)
	00:49	MSU	Isaiah Zuber 38 yd pass from Garrett Shrader (Garrett Shrader pass failed)

Team Stats

	MSU	TAMU
FIRST DOWNS	22	24
Rushing	14	11
Passing	7	13
Penalty	1	0
NET YARDS RUSHING	239	207
Rushing Attempts	38	39
Average Per Rush	6.3	5.3
NET YARDS PASSING	194	234
Completions-Attempts-Int	13-30-1	17-23-0
Average Per Attempt	6.5	10.2
Average Per Completion	14.9	13.8
TOTAL OFFENSE YARDS	433	441
Total offense plays	68	62
Average Gain Per Play	6.4	7.1
Fumbles: Number-Lost	3-2	0-0
Penalties: Number-Yards	5-25	5-45
PUNTS-YARDS	3-134	3-136
KICKOFFS-YARDS	6-333	8-503
Punt returns: Number-Yards-TD	1-2-0	1-10-0
Kickoff returns: Number-Yds-TD	5-95-0	6-100-0
Interceptions: Number-Yds-TD	0-0-0	1-0-0
Fumble Returns: Number-Yds-TD	0-0-0	0-0-0
Possession Time	28:12	31:48
Third-Down Conversions	4 of 11	8 of 11
Fourth-Down Conversions	2 of 2	0 of 0
Red-Zone Scores-Chances	4-4	6-6
Sacks By: Number-Yards	0-0	2-15
PAT Kicks	3-3	7-7
Field Goals	1-1	0-0
Points off turnovers	0	21

GAME 9

MSU
Arkansas

54
24

Nov. 2, 2019
Donald W. Reynolds Razorback Stadium
Fayetteville, Ark.
52,256

Mississippi State

RUSHING	Att.	Gain	Lost	Net	TD	Long	Avg.
Kylin Hill	21	236	2	234	3	62	11.1
Nick Gibson	12	129	0	129	1	47	10.8
Tommy Stevens	15	76	2	74	0	15	4.9
Lee Witherspoon	5	24	0	24	0	9	4.8
Malik Dear	2	4	0	4	0	2	2.0
Isaiah Zuber	1	0	2	-2	0	0	-2.0
TEAM	1	0	3	-3	0	0	-3.0

PASSING	Com	Att	Int	Yds	TD	Long	Sacks
Tommy Stevens	12	18	0	172	2	42	0
Logan Burnett	1	1	0	8	0	8	0

RECEIVING	No.	Yds.	TD	Long
Dedrick Thomas	2	59	0	42
Austin Williams	2	18	0	11
Brad Cumbest	2	16	0	8
Osirus Mitchell	1	33	1	33
Isaiah Zuber	1	27	0	27
Malik Dear	1	8	0	8
Stephen Guidry	1	8	0	8
Geor'quarius Spivey	1	7	0	7
Farrod Green	1	3	1	3
Kylin Hill	1	1	0	1

PUNTING	No.	Yds.	Avg.	Long	I20	TB
Tucker Day	2	86	43.0	50	0	0

FIELD GOALS	Att.	Made	Long	KICKS
Jace Christmann	2	2	46	made 26; made 46

ALL RETURNS	Punts			Kickoffs			Intercepted		
	No.	Yds.	Lg.	No.	Yds.	Lg.	No.	Yds.	Lg.
Isaiah Zuber	0	0	0	2	27	18	0	0	0
Malik Dear	1	0	0	0	0	0	0	0	0
Marcus Murphy	0	0	0	0	0	0	1	32	32

Arkansas

RUSHING	Att.	Gain	Lost	Net	TD	Long	Avg.
Rakeem Boyd	11	115	1	114	1	52	10.4
KJ Jefferson	2	26	0	26	1	21	13.0
Treyton Burks	4	15	0	15	0	7	3.8
A'Montae Spivey	3	16	2	14	0	11	4.7
Devwah Whaley	2	12	0	12	0	8	6.0
John Stephen Jones	3	3	0	3	0	3	1.0

PASSING	Com	Att	Int	Yds	TD	Long	Sacks
Ben Hicks	4	13	1	44	0	23	0
John Stephen Jones	4	9	0	25	1	11	0
KJ Jefferson	1	2	0	32	0	32	0

RECEIVING	No.	Yds.	TD	Long
Tyson Morris	2	18	0	10
Mike Woods	2	15	1	11
Treyton Burks	1	32	0	32
Grayson Gunter	1	23	0	23
Trey Knox	1	9	0	9
Chase Harrell	1	6	0	6
Hudson Henry	1	-2	0	0

PUNTING	No.	Yds.	Avg.	Long	I20	TB
Sam Loy	6	262	43.7	59	2	1

FIELD GOALS	Att.	Made	Long	KICKS
Connor Limpert	1	1	40	40

ALL RETURNS	Punts			Kickoffs			Intercepted		
	No.	Yds.	Lg.	No.	Yds.	Lg.	No.	Yds.	Lg.
Treyton Burks	1	-1	0	5	134	42	0	0	0
Joe Foucha	0	0	0	1	3	3	0	0	0
De'Vion Warren	0	0	0	2	17	16	0	0	0

Offense Explodes in Historic Performance at
Arkansas, 54-24

Mississippi State pounded out 640 yards of total offense and 460 yards rushing – both school records for an SEC game – as the Bulldogs snapped a four-game losing streak with a dominating 54-24 victory over Arkansas in Razorback Stadium. MSU went over 600 yards of total offense for the third time in the **Joe Moorhead** era. **Kylin Hill** rushed for a career-high 234 yards – just 24 shy of the school record – and three touchdowns. **Tommy Stevens** made the start at quarterback as **Garrett Shrader** was limited by health issues during the week. Stevens guided State to points on its first drive of the game, going six plays for 82 yards that was set up by a 62-yard Hill run to the Arkansas 3-yard line. The grad transfer QB then ignited an 11-play, 80-yard drive that ate up 5:21 before culminating with a fade route, 33-yard touchdown to **Osirus Mitchell** with 5:31 to go in the first quarter. Hill had 198 yards and all three touchdowns in the first half. The Bulldogs put the game out of reach right before the half ended when **Marcus Murphy**, making his first career start, stepped in front of a pass and returned it 32 yards for a touchdown to make it 38-10 at the break. Murphy finished with a team-high eight tackles. State continued the onslaught with three consecutive scoring drives to start the second half. **Farrod Green** caught his first touchdown of the season, and **Jace Christmann** capped a dominating drive that lasted 7:23 with a 46-yard field goal. **Erroll Thompson** added eight tackles, while **Willie Gay Jr.** finished with five tackles, 0.5 for loss and one fumble recovery. The Bulldogs scored on eight of their 11 drives on the day.

Mississippi State	14	24	7	9	- 54
Arkansas	0	10	7	7	- 24

1st	12:11	MSU	Kylin Hill 4 yd run (Jace Christmann kick)
	05:31	MSU	Osirus Mitchell 33 yd pass from Tommy Stevens (Jace Christmann kick)
2nd	14:04	MSU	Jace Christmann 26 yd field goal
	10:24	AR	Rakeem Boyd 52 yd run (Connor Limpert kick)
	07:55	MSU	Kylin Hill 2 yd run (Jace Christmann kick)
	05:00	AR	Connor Limpert 40 yd field goal
	02:42	MSU	Kylin Hill 1 yd run (Jace Christmann kick)
	01:59	MSU	Marcus Murphy 32 yd interception return (Jace Christmann kick)
3rd	10:33	MSU	Farrod Green 3 yd pass from Tommy Stevens (Jace Christmann kick)
	04:03	AR	Mike Woods 11 yd pass from John Stephen Jones (Connor Limpert kick)
4th	11:40	MSU	Jace Christmann 46 yd field goal
	09:47	AR	KJ Jefferson 5 yd run (Connor Limpert kick)
	08:22	MSU	Nick Gibson 47 yd run (Kody Schexnayder rush failed)

Team Stats

	MSU	AR
FIRST DOWNS	27	10
Rushing	19	6
Passing	7	3
Penalty	1	1
NET YARDS RUSHING	460	184
Rushing Attempts	57	25
Average Per Rush	8.1	7.4
NET YARDS PASSING	180	101
Completions-Attempts-Int	13-19-0	9-24-1
Average Per Attempt	9.5	4.2
Average Per Completion	13.8	11.2
TOTAL OFFENSE YARDS	640	285
Total offense plays	76	49
Average Gain Per Play	8.4	5.8
Fumbles: Number-Lost	1-1	3-1
Penalties: Number-Yards	3-23	2-10
PUNTS-YARDS	2-86	6-262
KICKOFFS-YARDS	10-558	5-293
Punt returns: Number-Yards-TD	1-0-0	1--1-0
Kickoff returns: Number-Yds-TD	2-27-0	8-154-0
Interceptions: Number-Yds-TD	1-32-1	0-0-0
Fumble Returns: Number-Yds-TD	0-0-0	0-0-0
Possession Time	40:09	19:51
Third-Down Conversions	8 of 13	2 of 12
Fourth-Down Conversions	1 of 1	1 of 1
Red-Zone Scores-Chances	5-6	2-2
Sacks By: Number-Yards	0-0	0-0
PAT Kicks	6-6	3-3
Field Goals	2-2	1-1
Points off turnovers	7	3

GAME 10

#5/4/4 Alabama MSU

38
7

Nov. 16, 2019
Davis Wade Stadium
Starkville, Miss.
57,607

Mississippi State

RUSHING	Att.	Gain	Lost	Net	TD	Long	Avg.
Tommy Stevens	10	108	12	96	0	46	9.6
Nick Gibson	9	56	0	56	0	20	6.2
Kylin Hill	16	41	6	35	1	7	2.2
Isaiah Zuber	1	2	0	2	0	2	2.0
Garrett Shrader	1	0	1	-1	0	0	-1.0

PASSING	Com	Att	Int	Yds	TD	Long	Sacks
Tommy Stevens	12	21	1	82	0	30	1

RECEIVING	No.	Yds.	TD	Long
Kylin Hill	3	21	0	19
Stephen Guidry	3	18	0	10
Dedrick Thomas	2	6	0	5
Nick Gibson	2	4	0	5
Farrod Green	1	30	0	30
Lee Witherspoon	1	3	0	3

PUNTING	No.	Yds.	Avg.	Long	I20	TB
Tucker Day	5	197	39.4	48	1	0

FIELD GOALS	Att.	Made	Long	KICKS
--	--	--	--	--

ALL RETURNS	Punts			Kickoffs			Intercepted		
	No.	Yds.	Lg.	No.	Yds.	Lg.	No.	Yds.	Lg.
Dedrick Thomas	1	0	0	1	1	1	0	0	0

Alabama

RUSHING	Att.	Gain	Lost	Net	TD	Long	Avg.
Najee Harris	17	92	4	88	3	20	5.2
B. Robinson Jr.	8	56	0	56	0	20	7.0
Tyrell Shavers	1	14	0	14	0	14	14.0
Keilan Robinson	3	10	0	10	0	9	3.3
Tua Tagovailoa	2	0	8	-8	0	0	-4.0

PASSING	Com	Att	Int	Yds	TD	Long	Sacks
Tua Tagovailoa	14	18	0	256	2	37	1
Mac Jones	7	11	0	94	0	26	0

RECEIVING	No.	Yds.	TD	Long
Jerry Jeudy	7	114	0	37
DeVonta Smith	6	92	0	34
Najee Harris	3	51	1	23
Henry Ruggs III	3	39	0	26
Jaylen Waddle	1	35	1	35
J. Billingsley	1	19	0	19

PUNTING	No.	Yds.	Avg.	Long	I20	TB
Ty Perine	2	79	39.5	42	1	0

FIELD GOALS	Att.	Made	Long	KICKS
Joseph Bulovas	1	1	22	made 22

ALL RETURNS	Punts			Kickoffs			Intercepted		
	No.	Yds.	Lg.	No.	Yds.	Lg.	No.	Yds.	Lg.
Jaylen Waddle	2	28	26	0	0	0	0	0	0
Shane Lee	0	0	0	0	0	0	1	10	10

#4 Alabama Uses Big First Half To Beat MSU, 38-7

Fourth-ranked Alabama scored a pair of touchdowns in the first three minutes of the game to take control en route to dealing MSU a 38-7 setback in Davis Wade Stadium. On the first series, the Tide converted a big third down play for a 37-yard gain to Jerry Jeudy and scored two plays later. Then, Bulldog starting quarterback **Tommy Stevens** was intercepted on MSU's first play of scrimmage. On the ensuing play, the Tide completed a 19-yard touchdown. The Bulldogs had their best drive of the day on their second possession. Stevens provided a 27-yard rush and then found **Kylin Hill** for a 19-yard pass down to the Alabama 3. Three plays later, Hill capped an eight-play, 75-yard drive on a 1-yard rushing score that made it a seven point deficit, 14-7. The Tide responded with 24 unanswered and led 35-7 at the break. The only points of the second half came on a 22-yard field goal with 7:28 remaining in the third quarter. Injuries plagued both teams as **C.J. Morgan** left in the third quarter to a season-ending lower body injury. **Erroll Thompson** was State's leading tackler with nine on the day, including 0.5 sacks, one tackle for loss and one quarterback hurry. **Tyler Williams** added eight tackles and forced a fumble, while **Marquiss Spencer** racked up 1.5 tackles for loss and one quarterback hurry. Stevens finished with 178 yards of total offense, including a career-high 96 yards rushing.

Alabama	21	14	3	0	- 38
Mississippi State	7	0	0	0	- 7

1st	13:08	UA	Najee Harris 10 yd run (Joseph Bulovas kick)
	12:54	UA	Najee Harris 19 yd pass from Tua Tagovailoa (Joseph Bulovas kick)
	08:37	MSU	Kylin Hill 1 yd run (Jace Christmann kick)
	03:22	UA	Najee Harris 5 yd run (Joseph Bulovas kick)
2nd	14:15	UA	Jaylen Waddle 35 yd pass from Tua Tagovailoa (Joseph Bulovas kick)
	06:08	UA	Najee Harris 5 yd run (Joseph Bulovas kick)
3rd	07:28	UA	Joseph Bulovas 22 yd field goal

Team Stats

	UA	MSU
FIRST DOWNS	24	11
Rushing	8	5
Passing	13	4
Penalty	3	2
NET YARDS RUSHING	160	188
Rushing Attempts	31	37
Average Per Rush	5.2	5.1
NET YARDS PASSING	350	82
Completions-Attempts-Int	21-29-0	12-21-1
Average Per Attempt	12.1	3.9
Average Per Completion	16.7	6.8
TOTAL OFFENSE YARDS	510	270
Total offense plays	60	58
Average Gain Per Play	8.5	4.7
Fumbles: Number-Lost	1-0	0-0
Penalties: Number-Yards	7-86	5-37
PUNTS-YARDS	2-79	5-197
KICKOFFS-YARDS	7-290	2-60
Punt returns: Number-Yards-TD	2-28-0	1-0-0
Kickoff returns: Number-Yds-TD	0-0-0	1-1-0
Interceptions: Number-Yds-TD	1-10-0	0-0-0
Fumble Returns: Number-Yds-TD	0-0-0	0-0-0
Miscellaneous Yards	0	0
Possession Time	27:57	32:03
Third-Down Conversions	6 of 10	3 of 12
Fourth-Down Conversions	0 of 1	1 of 4
Red-Zone Scores-Chances	5-5	1-2
Sacks By: Number-Yards	1-8	1-8
PAT Kicks	5-5	1-1
Field Goals	1-1	0-0
Points off turnovers	7	0

GAME 11

Abilene Christian MSU

7
45

Nov. 23, 2019
Davis Wade Stadium
Starkville, Miss.
54,638

Abilene Christian

RUSHING	Att.	Gain	Lost	Net	TD	Long	Avg.
Sema’J Davis	9	33	2	31	0	10	3.4
Tyrese White	5	28	0	28	0	13	5.6
Kobe Clark	4	16	4	12	0	10	3.0
Tracy James	3	5	0	5	0	3	1.7
Team	1	0	2	-2	0	0	-2.0
Luke Anthony	6	7	53	-46	0	4	-7.7
Tanner Parker	0	-1	0	-1	0	0	0.0

PASSING	Com	Att	Int	Yds	TD	Long	Sacks
Luke Anthony	25	38	1	255	1	52	4
Sema’J Davis	0	3	1	0	0	0	0
Tracy James	0	1	0	0	0	0	0

RECEIVING	No.	Yds.	TD	Long
Kobe Clark	11	56	0	17
Tracy James	5	34	1	21
Branden Hohenstein	4	115	0	52
Josh Fink	3	40	0	18
Justus Lee	2	10	0	6

PUNTING	No.	Yds.	Avg.	Long	I20	TB
Simon Laryea	6	208	34.7	46	2	0

FIELD GOALS	Att.	Made	Long	KICKS
-	-	-	-	-

ALL RETURNS	Punts			Kickoffs			Intercepted		
	No.	Yds.	Lg.	No.	Yds.	Lg.	No.	Yds.	Lg.
Justus Lee	0	0	0	1	9	9	0	0	0
Ryan Stapp	0	0	0	3	70	30	0	0	0

Mississippi State

RUSHING	Att.	Gain	Lost	Net	TD	Long	Avg.
Kylin Hill	16	157	4	153	0	22	9.6
Tommy Stevens	7	93	5	88	1	30	12.6
Garrett Shrader	8	65	0	65	1	16	8.1
Nick Gibson	8	53	0	53	1	13	6.6
Lee Witherspoon	1	13	0	13	0	13	13.0

PASSING	Com	Att	Int	Yds	TD	Long	Sacks
Tommy Stevens	13	27	0	165	2	88	1
Garrett Shrader	3	3	0	40	1	34	0

RECEIVING	No.	Yds.	TD	Long
Kylin Hill	3	84	1	88
Farrod Green	3	30	0	13
Dedrick Thomas	3	28	1	16
Dontea Jones	2	9	0	5
Austin Williams	2	6	1	6
JaVonta Payton	1	34	0	34
Stephen Guidry	1	8	0	8
Osirus Mitchell	1	6	0	6

PUNTING	No.	Yds.	Avg.	Long	I20	TB
Tucker Day	3	101	33.7	45	2	0

FIELD GOALS	Att.	Made	Long	KICKS
Jace Christmann	1	1	40	made 40

ALL RETURNS	Punts			Kickoffs			Intercepted		
	No.	Yds.	Lg.	No.	Yds.	Lg.	No.	Yds.	Lg.
Dedrick Thomas	1	-6	0	1	25	25	0	0	0
Jaquarius Landrews	0	0	0	0	0	0	1	13	13
Brian Cole II	0	0	0	1	16	16	0	0	0
Fred Peters	0	0	0	0	0	0	1	6	6

State Dominates Abilene Christian on Homecoming, 45-7

Kylin Hill racked up 237 all-purpose yards, including a career-long 88-yard touchdown reception from **Tommy Stevens**, as State bested Abilene Christian on a cold Homecoming night by a score of 45-7. It was the first meeting between the two teams as the Bulldogs won their 15th straight over an FCS opponent. Hill went over the 100-yard mark for the seventh time, averaging 9.6 yards per carry and finishing with 153 yards on the ground. Stevens fired a pair of touchdown passes in the second quarter to give MSU a 21-0 advantage. He found **Dedrick Thomas** for an 11-yard score that capped a 10-play, 75-yard drive before connecting with Hill over the middle for the third-longest passing play in school history. Stevens then got into the scoring act himself with a 30-yard touchdown run, finishing off a 90-yard drive with 8:39 to go in the third quarter. MSU added a pair of touchdowns in the final five minutes, including a 10-yard run from backup **Garrett Shrader**. A pair of freshmen making their first starts made an impact. Safety **Shawn Preston Jr.** collected a team-high eight tackles, while **Nathan Pickering** notched 2.5 tackles for loss and one sack. MSU finished with 10 tackles for loss on the day. **Fred Peters** made his first interception, forced a fumble, had two tackles for loss and one sack.

Abilene Christian	0	7	0	0	- 7
Mississippi State	7	14	7	17	- 45

1st	05:13	MS	Nick Gibson 4 yd run (Jace Christmann kick)
2nd	12:00	MS	Dedrick Thomas 11 yd pass from Tommy Stevens (Jace Christmann kick)
	10:13	MS	Kylin Hill 88 yd pass from Tommy Stevens (Jace Christmann kick)
	02:07	ACU	James.T. 4 yd pass from Anthony.L. (Zepeda,B. kick)
3rd	08:39	MS	Tommy Stevens 30 yd run (Jace Christmann kick)
4th	13:11	MS	Jace Christmann 40 yd field goal
	05:16	MS	Austin Williams 6 yd pass from Garrett Shrader (Jace Christmann kick)
	02:48	MS	Garrett Shrader 10 yd run (Jace Christmann kick)

Team Stats

	ACU	MSU
FIRST DOWNS	18	26
Rushing	6	18
Passing	11	7
Penalty	1	1
NET YARDS RUSHING	27	372
Rushing Attempts	28	40
Average Per Rush	1.0	9.3
NET YARDS PASSING	255	205
Completions-Attempts-Int	25-42-2	16-30-0
Average Per Attempt	6.1	6.8
Average Per Completion	10.2	12.8
TOTAL OFFENSE YARDS	282	577
Total offense plays	70	70
Average Gain Per Play	4.0	8.2
Fumbles: Number-Lost	2-0	1-0
Penalties: Number-Yards	5-25	7-60
PUNTS-YARDS	6-208	3-101
KICKOFFS-YARDS	2-118	8-439
Punt returns: Number-Yards-TD	0-0-0	1--6-0
Kickoff returns: Number-Yds-TD	4-79-0	2-41-0
Interceptions: Number-Yds-TD	0-0-0	2-19-0
Fumble Returns: Number-Yds-TD	0-0-0	0-0-0
Possession Time	33:06	26:54
Third-Down Conversions	5 of 15	7 of 12
Fourth-Down Conversions	3 of 4	0 of 1
Red-Zone Scores-Chances	1-3	4-4
Sacks By: Number-Yards	1-5	4-51
PAT Kicks	1-1	6-6
Field Goals	0-0	1-1
Points off turnovers	0	7

GAME 12

Ole Miss
MSU

20
21

Nov. 28, 2019
Davis Wade Stadium
Starkville, Miss.
57,529

Ole Miss

RUSHING	Att.	Gain	Lost	Net	TD	Long	Avg.
Jerrion Ealy	15	82	0	82	1	14	5.5
John Rhys Plumlee	18	56	22	34	1	12	1.9
Snoop Conner	11	34	3	31	0	14	2.8
Matt Corral	3	1	9	-8	0	1	-2.7

PASSING	Com	Att	Int	Yds	TD	Long	Sacks
John Rhys Plumlee	9	14	0	121	0	31	3
Matt Corral	6	12	1	124	1	57	1

RECEIVING	No.	Yds.	TD	Long
Elijah Moore	3	35	1	27
Jerrion Ealy	3	32	0	19
Dannis Jackson	3	25	0	12
Braylon Sanders	2	88	0	57
Dontario Drummond	2	50	0	38
Jonathan Mingo	2	15	0	9

PUNTING	No.	Yds.	Avg.	Long	I20	TB
Mac Brown	5	222	44.4	50	1	1

FIELD GOALS	Att.	Made	Long	KICKS
-	-	-	-	-

ALL RETURNS	Punts			Kickoffs			Intercepted		
	No.	Yds.	Lg.	No.	Yds.	Lg.	No.	Yds.	Lg.
Elijah Moore	3	12	8	0	0	0	0	0	0
Tylan Knight	0	0	0	3	41	17	0	0	0

Mississippi State

RUSHING	Att.	Gain	Lost	Net	TD	Long	Avg.
Kylin Hill	27	137	5	132	0	28	4.9
Nick Gibson	3	57	0	57	1	30	19.0
Garrett Shrader	12	36	17	19	2	16	1.6
Tucker Day	1	4	0	4	0	4	4.0
TEAM	1	0	2	-2	0	0	-2.0

PASSING	Com	Att	Int	Yds	TD	Long	Sacks
Garrett Shrader	10	14	0	108	0	23	3

RECEIVING	No.	Yds.	TD	Long
Dedrick Thomas	4	49	0	20
Farrod Green	1	23	0	23
JaVonta Payton	1	11	0	11
Austin Williams	1	9	0	9
Keytaon Thompson	1	8	0	8
Stephen Guidry	1	7	0	7
Kylin Hill	1	1	0	1

PUNTING	No.	Yds.	Avg.	Long	I20	TB
Tucker Day	5	218	43.6	51	2	0

FIELD GOALS	Att.	Made	Long	KICKS
-	-	-	-	-

ALL RETURNS	Punts			Kickoffs			Intercepted		
	No.	Yds.	Lg.	No.	Yds.	Lg.	No.	Yds.	Lg.
Marcus Murphy	0	0	0	0	0	0	1	6	6
Brian Cole II	0	0	0	2	44	27	0	0	0

Wild Thanksgiving Finish Gives MSU Golden Egg, Bowl Berth, 21-20

Ole Miss' Elijah Moore scored on a 2-yard touchdown pass with 0:04 remaining, but following an excessive celebration penalty the extra-point attempt missed wide right as MSU survived one of the wildest Egg Bowl's in history by a score of 21-20 in primetime on Thanksgiving night. The victory was MSU's second straight over its rival and third in four tries, securing a school-record 10th consecutive bowl berth. **Kylin Hill** rushed for 132 yards, and freshman quarterback **Garrett Shrader** accumulated 127 yards and two touchdowns in his first start since Oct. 26. The Bulldogs took control early as **Nick Gibson** finished off a 72-yard drive with a 27-yard score down the far sideline in the first quarter. Early in the second quarter, Hill moved the Bulldogs down the field on five consecutive rushes, while Shrader did the rest on a 1-yard plunge that capped a 7:45 drive, representing MSU's longest scoring drive of the year. Ole Miss responded with 14 unanswered to tie it at the half. The Bulldog defense came up huge in the third quarter. **Chauncey Rivers** sacked John Rhys Plumlee, who fumbled the ball. **Willie Gay Jr.** recovered it and returned it 17 yards with 6:54 remaining in the period. Shrader then delivered a huge fourth down play on the ensuing drive, finding **Dedrick Thomas** on a 20-yard strike down to the Ole Miss 13-yard line. Three plays later, Shrader burst through the middle for the game-winning 5-yard score. Ole Miss had one last chance with 2:06 remaining in the fourth. They made it interesting, converting a fourth-and-24 with a 54-yard pass play before the wild sequence of events that unfolded in the final seconds. Erroll Thompson led all tacklers with 11 along with one forced fumble. Rivers accumulated 1.5 sacks, and the Bulldogs finished with four sacks and nine tackles for loss on the day. **Marcus Murphy** had a huge game in his second start of the year, collecting eight tackles and an interception that thwarted a potential game-tying drive.

Ole Miss	0	14	0	6	- 20
Mississippi State	7	7	7	0	- 21

1st	06:42	MS	Nick Gibson 27 yd run (Jace Christmann kick)
2nd	11:22	MS	Garrett Shrader 1 yd run (Jace Christmann kick)
	06:15	OM	John Rhys Plumlee 2 yd run (Luke Logan kick)
	00:34	OM	Jerrion Ealy 5 yd run (Luke Logan kick)
3rd	03:24	MS	Garrett Shrader 5 yd run (Jace Christmann kick)
4th	00:04	OM	Elijah Moore 2 yd pass from Matt Corral (Luke Logan kick failed)

Team Stats

	OM	MSU
FIRST DOWNS	23	15
Rushing	10	11
Passing	10	4
Penalty	3	0
NET YARDS RUSHING	139	210
Rushing Attempts	47	44
Average Per Rush	3.0	4.8
NET YARDS PASSING	245	108
Completions-Attempts-Int	15-26-1	10-14-0
Average Per Attempt	9.4	7.7
Average Per Completion	16.3	10.8
TOTAL OFFENSE YARDS	384	318
Total offense plays	73	58
Average Gain Per Play	5.3	5.5
Fumbles: Number-Lost	3-2	2-1
Penalties: Number-Yards	5-34	5-41
PUNTS-YARDS	5-222	5-218
KICKOFFS-YARDS	3-157	4-249
Punt returns: Number-Yards-TD	3-12-0	0-0-0
Kickoff returns: Number-Yds-TD	3-41-0	2-44-0
Interceptions: Number-Yds-TD	0-0-0	1-6-0
Fumble Returns: Number-Yds-TD	0-0-0	1-20-0
Possession Time	28:41	31:19
Third-Down Conversions	5 of 14	4 of 12
Fourth-Down Conversions	2 of 2	1 of 2
Red-Zone Scores-Chances	3-4	2-2
Sacks By: Number-Yards	3-12	4-22
PAT Kicks	2-3	3-3
Field Goals	0-0	0-0
Points off turnovers	0	7



2019 Mississippi State Football

Mississippi State Combined Team Statistics (as of Dec 20, 2019)

All games



Date	Opponent	Score	Att.
Aug 31, 2019	at Louisiana	W 38-28	22440
Sep 07, 2019	SOUTHERN MISS	W 38-15	55143
Sep 14, 2019	KANSAS STATE	L 24-31	54522
* Sep 21, 2019	KENTUCKY	W 28-13	54556
* Sep 28, 2019	at #7 Auburn	L 23-56	87451
* Oct 12, 2019	at Tennessee	L 10-20	85462
* Oct 19, 2019	#2 LSU	L 13-36	59282
* Oct 26, 2019	at Texas A&M	L 30-49	102025
* Nov 02, 2019	at Arkansas	W 54-24	52256
* Nov 16, 2019	#5 ALABAMA	L 7-38	57607
* Nov 23, 2019	ABILENE CHRISTIAN	W 45-7	54638
* Nov 28, 2019	OLE MISS	W 21-20	57529

Record:	Overall	Home	Away	Neutral
All games	6-6	4-3	2-3	0-0
Conference	3-5	2-2	1-3	0-0
Non-Conference	3-1	2-1	1-0	0-0

Team Statistics	MS	OPP
FIRST DOWNS	256	241
Rushing	136	99
Passing	100	123
Penalty	20	19
RUSHING YARDAGE	2723	1783
Rushing Attempts	493	412
Average Per Rush	5.5	4.3
Average Per Game	226.9	148.6
TDs Rushing	25	24
PASSING YARDAGE	2112	2896
Comp-Att-Int	169-289-10	207-343-10
Average Per Pass	7.3	8.4
Average Per Catch	12.5	14.0
Average Per Game	176.0	241.3
TDs Passing	17	19
TOTAL OFFENSE	4835	4679
Average Per Play	6.2	6.2
Average Per Game	402.9	389.9
KICK RETURNS: #-Yards	22-386	38-742
PUNT RETURNS: #-Yards	11-48	18-169
INT RETURNS: #-Yards	10-163	10-132
FUMBLES-LOST	17-11	24-13
PENALTIES-Yards	70-558	57-508
PUNTS-AVG	48-42.5	48-43.3
TIME OF POSSESSION/Game	31:55	28:04
3RD-DOWN Conversions	54/138	52/139
4TH-DOWN Conversions	7/17	9/16

Rushing	gp-gs	att	gain	loss	net	avg	td	lg	avg/g
Kylin Hill	12-12	235	1397	50	1347	5.7	10	62	112.2
Garrett Shrader	10-4	113	691	104	587	5.2	6	49	58.7
Nick Gibson	10-0	47	385	6	379	8.1	5	47	37.9
Tommy Stevens	8-8	66	393	83	310	4.7	3	46	38.8
L. Witherspoon	10-0	18	84	0	84	4.7	1	22	8.4
JaVonta Payton	12-1	1	11	0	11	11.0	0	11	0.9
Dedrick Thomas	12-11	1	5	0	5	5.0	0	5	0.4
Isaiah Zuber	12-3	3	6	2	4	1.3	0	4	0.3
Malik Dear	12-0	3	4	0	4	1.3	0	2	0.3
Tucker Day	12-0	1	4	0	4	4.0	0	4	0.3
Total	12	493	2979	256	2723	5.5	25	62	226.9
Opponents	12	412	2049	266	1783	4.3	24	52	148.6

Passing	gp-gs	effic	comp-att-int	pct	yds	td	lg	avg/g
Garrett Shrader	10-4	132.47	88-153-5	57.5	1170	8	47	117.0
Tommy Stevens	8-8	131.97	80-135-5	59.3	934	9	88	116.8
Logan Burnett	2-0	167.20	1-1-0	100.0	8	0	8	4.0
Total	12	132.36	169-289-10	58.5	2112	17	88	176.0
Opponents	12	143.72	207-343-10	60.3	2896	19	65	241.3

Receiving	gp-gs	no.	yds	avg	td	lg	avg/g
Dedrick Thomas	12-11	29	390	13.4	2	42	32.5
Osirus Mitchell	12-11	27	383	14.2	5	35	31.9
Stephen Guidry	11-8	24	311	13.0	4	32	28.3
Farrod Green	12-12	18	234	13.0	1	47	19.5
Kylin Hill	12-12	17	174	10.2	1	88	14.5
Isaiah Zuber	12-3	14	211	15.1	2	38	17.6
Austin Williams	12-0	11	119	10.8	2	28	9.9
JaVonta Payton	12-1	7	108	15.4	0	34	9.0
Dontea Jones	11-0	6	44	7.3	0	14	4.0
Malik Dear	12-0	3	36	12.0	0	20	3.0
Nick Gibson	10-0	3	28	9.3	0	24	2.8
L. Witherspoon	10-0	3	19	6.3	0	12	1.9
G. Spivey	12-1	2	19	9.5	0	12	1.6
Brad Cumbest	11-0	2	16	8.0	0	8	1.5
K. Thompson	1-0	1	8	8.0	0	8	8.0
Total	12	169	2112	12.5	17	88	176.0
Opponents	12	207	2896	14.0	19	65	241.3

Field Goals	fg	pct.	01-19	20-29	30-39	40-49	50-99	lg	blk
Jordan Lawless	1-2	50.0	0-0	0-1	1-1	0-0	0-0	37	0
Jace Christmann	8-10	80.0	0-0	2-2	2-3	3-4	1-1	51	0

Scoring	td	fg	kick	rush	rcv	pass	dxp	saf	pts
Kylin Hill	11	-	-	-	-	-	-	-	66
Jace Christmann	-	8-10	35-36	-	-	-	-	-	59
Garrett Shrader	6	-	-	-	-	0-2	-	-	36
Osirus Mitchell	5	-	-	-	-	-	-	-	30
Nick Gibson	5	-	-	-	-	-	-	-	30
Stephen Guidry	4	-	-	-	-	-	-	-	24
Tommy Stevens	3	-	-	-	-	-	-	-	18
Isaiah Zuber	2	-	-	-	-	-	-	-	12
Austin Williams	2	-	-	-	-	-	-	-	12
Dedrick Thomas	2	-	-	-	-	-	-	-	12
Jordan Lawless	-	1-2	5-5	-	-	-	-	-	8
Willie Gay Jr.	1	-	-	-	-	-	-	-	6
L. Witherspoon	1	-	-	-	-	-	-	-	6
Marcus Murphy	1	-	-	-	-	-	-	-	6
Farrod Green	1	-	-	-	-	-	-	-	6
Total	44	9-12	40-41	0-1	-	0-2	-	-	331
Opponents	44	10-13	41-43	-	1	1-1	-	-	337

Interceptions	no.	yds	avg	td	lg
Marcus Murphy	2	38	19.0	1	32
Cam Dantzer	2	0	0.0	0	0
Brian Cole II	1	0	0.0	0	0
C.J. Morgan	1	9	9.0	0	9
J. Landrews	1	13	13.0	0	13
Martin Emerson	1	45	45.0	0	45
Willie Gay Jr.	1	52	52.0	1	52
Fred Peters	1	6	6.0	0	6

Punting	no.	yds	avg	lg	tb	fc	i20	50+	blk
Tucker Day	46	1959	42.6	70	3	9	12	9	0
Reed Bowman	2	82	41.0	51	0	0	1	1	0

Punt Returns	no.	yds	avg	td	lg
Malik Dear	7	52	7.4	0	40
Dedrick Thomas	2	-6	-3.0	0	0
Isaiah Zuber	1	2	2.0	0	0
Taury Dixon	1	0	0.0	0	0
Total	11	48	4.4	0	40
Opponents	18	169	9.4	0	26

Kick Returns	no.	yds	avg	td	lg
Isaiah Zuber	9	171	19.0	0	28
Brian Cole II	6	104	17.3	0	27
Dedrick Thomas	3	40	13.3	0	25
JaVonta Payton	3	56	18.7	0	24
L. Witherspoon	1	15	15.0	0	15
Total	22	386	17.5	0	28
Opponents	38	742	19.5	1	100

All Purpose	g	rush	rcv	pr	kr	ir	total	avg/g
Kylin Hill	12	1347	174	0	0	0	1521	126.8
Garrett Shrader	10	587	0	0	0	0	587	58.7
Dedrick Thomas	12	5	390	-6	40	0	429	35.8
Nick Gibson	10	379	28	0	0	0	407	40.7
Isaiah Zuber	12	4	211	2	171	0	388	32.3
Total	12	2723	2112	48	386	163	5432	452.7
Opponents	12	1783	2896	169	742	132	5722	476.8

Total Offense	g	plays	rush	pass	total	avg/g
Garrett Shrader	10	266	587	1170	1757	175.7
Kylin Hill	12	235	1347	0	1347	112.2
Tommy Stevens	8	201	310	934	1244	155.5



2019 Mississippi State Football
Mississippi State Overall Team Statistics (as of Dec 20, 2019)
All games



Team Statistics	MS	OPP
SCORING	331	337
Points Per Game	27.6	28.1
Points Off Turnovers	59	82
FIRST DOWNS	256	241
Rushing	136	99
Passing	100	123
Penalty	20	19
RUSHING YARDAGE	2723	1783
Yards gained rushing	2979	2049
Yards lost rushing	256	266
Rushing Attempts	493	412
Average Per Rush	5.5	4.3
Average Per Game	226.9	148.6
TDs Rushing	25	24
PASSING YARDAGE	2112	2896
Comp-Att-Int	169-289-10	207-343-10
Average Per Pass	7.3	8.4
Average Per Catch	12.5	14.0
Average Per Game	176.0	241.3
TDs Passing	17	19
TOTAL OFFENSE	4835	4679
Total Plays	782	755
Average Per Play	6.2	6.2
Average Per Game	402.9	389.9
KICK RETURNS: #-Yards	22-386	38-742
PUNT RETURNS: #-Yards	11-48	18-169
INT RETURNS: #-Yards	10-163	10-132
KICK RETURN AVERAGE	17.5	19.5
PUNT RETURN AVERAGE	4.4	9.4
INT RETURN AVERAGE	16.3	13.2
FUMBLES-LOST	17-11	24-13
PENALTIES-Yards	70-558	57-508
Average Per Game	46.5	42.3
PUNTS-Yards	48-2041	48-2078
Average Per Punt	42.5	43.3
Net punt average	37.8	39.0
KICKOFFS-Yards	65-3726	64-3796
Average Per Kick	57.3	59.3
Net kick average	38.6	40.4
TIME OF POSSESSION/Game	31:55	28:04
3RD-DOWN Conversions	54/138	52/139
3rd-Down Pct	39%	37%
4TH-DOWN Conversions	7/17	9/16
4th-Down Pct	41%	56%
SACKS BY-Yards	22-162	27-158
MISC YARDS	0	0
TOUCHDOWNS SCORED	44	44
FIELD GOALS-ATTEMPTS	9-12	10-13
ON-SIDE KICKS	0-0	0-1
RED-ZONE SCORES	(35-41) 85%	(39-49) 80%
RED-ZONE TOUCHDOWNS	(30-41) 73%	(32-49) 65%
PAT-ATTEMPTS	(40-41) 98%	(41-43) 95%
ATTENDANCE	393277	349634
Games/Avg Per Game	7/56182	5/69927
Neutral Site Games		0/0

Score by Quarters	1st	2nd	3rd	4th	OT	Total
Mississippi State	62	124	56	89	0	331
Opponents	79	123	62	73	0	337



2019 Mississippi State Football
Mississippi State Overall Individual Statistics (as of Dec 20, 2019)
All games



Rushing	gp-gs	att	gain	loss	net	avg	td	lg	avg/g
Kylin Hill	12-12	235	1397	50	1347	5.7	10	62	112.2
Garrett Shrader	10-4	113	691	104	587	5.2	6	49	58.7
Nick Gibson	10-0	47	385	6	379	8.1	5	47	37.9
Tommy Stevens	8-8	66	393	83	310	4.7	3	46	38.8
L. Witherspoon	10-0	18	84	0	84	4.7	1	22	8.4
JaVonta Payton	12-1	1	11	0	11	11.0	0	11	0.9
Dedrick Thomas	12-11	1	5	0	5	5.0	0	5	0.4
Isaiah Zuber	12-3	3	6	2	4	1.3	0	4	0.3
Malik Dear	12-0	3	4	0	4	1.3	0	2	0.3
Tucker Day	12-0	1	4	0	4	4.0	0	4	0.3
Dontea Jones	11-0	0	-1	0	-1	0.0	0	0	-0.1
TEAM	5-0	5	0	11	-11	-2.2	0	0	-2.2
Total	12	493	2979	256	2723	5.5	25	62	226.9
Opponents	12	412	2049	266	1783	4.3	24	52	148.6

Passing	gp-gs	effic	comp-att-int	pct	yds	td	lg	avg/g
Garrett Shrader	10-4	132.47	88-153-5	57.5	1170	8	47	117.0
Tommy Stevens	8-8	131.97	80-135-5	59.3	934	9	88	116.8
Logan Burnett	2-0	167.20	1-1-0	100.0	8	0	8	4.0
Total	12	132.36	169-289-10	58.5	2112	17	88	176.0
Opponents	12	143.72	207-343-10	60.3	2896	19	65	241.3

Receiving	gp-gs	no.	yds	avg	td	lg	avg/g
Dedrick Thomas	12-11	29	390	13.4	2	42	32.5
Osirus Mitchell	12-11	27	383	14.2	5	35	31.9
Stephen Guidry	11-8	24	311	13.0	4	32	28.3
Farrod Green	12-12	18	234	13.0	1	47	19.5
Kylin Hill	12-12	17	174	10.2	1	88	14.5
Isaiah Zuber	12-3	14	211	15.1	2	38	17.6
Austin Williams	12-0	11	119	10.8	2	28	9.9
JaVonta Payton	12-1	7	108	15.4	0	34	9.0
Dontea Jones	11-0	6	44	7.3	0	14	4.0
Malik Dear	12-0	3	36	12.0	0	20	3.0
Nick Gibson	10-0	3	28	9.3	0	24	2.8
L. Witherspoon	10-0	3	19	6.3	0	12	1.9
G. Spivey	12-1	2	19	9.5	0	12	1.6
Brad Cumbest	11-0	2	16	8.0	0	8	1.5
K. Thompson	1-0	1	8	8.0	0	8	8.0
Cameron Gardner	12-1	1	7	7.0	0	7	0.6
Robert Rivers	1-0	1	5	5.0	0	5	5.0
Total	12	169	2112	12.5	17	88	176.0
Opponents	12	207	2896	14.0	19	65	241.3

Punt Returns	no.	yds	avg	td	lg
Malik Dear	7	52	7.4	0	40
Dedrick Thomas	2	-6	-3.0	0	0
Isaiah Zuber	1	2	2.0	0	0
Taury Dixon	1	0	0.0	0	0
Total	11	48	4.4	0	40
Opponents	18	169	9.4	0	26

Interceptions	no.	yds	avg	td	lg
Marcus Murphy	2	38	19.0	1	32
Cam Dantzler	2	0	0.0	0	0
Martin Emerson	1	45	45.0	0	45
Brian Cole II	1	0	0.0	0	0
C.J. Morgan	1	9	9.0	0	9
Fred Peters	1	6	6.0	0	6
J. Landrews	1	13	13.0	0	13
Willie Gay Jr.	1	52	52.0	1	52
Total	10	163	16.3	2	52
Opponents	10	132	13.2	0	39

Kick Returns	no.	yds	avg	td	lg
Isaiah Zuber	9	171	19.0	0	28
Brian Cole II	6	104	17.3	0	27
JaVonta Payton	3	56	18.7	0	24
Dedrick Thomas	3	40	13.3	0	25
L. Witherspoon	1	15	15.0	0	15
Total	22	386	17.5	0	28
Opponents	38	742	19.5	1	100

Fumble Returns	no.	yds	avg	td	lg
Willie Gay Jr.	1	20	20.0	0	17
Darryl Williams	1	4	4.0	0	4
Total	2	24	12.0	0	17
Opponents	2	10	5.0	0	9



2019 Mississippi State Football
Mississippi State Overall Individual Statistics (as of Dec 20, 2019)
All games



Scoring	td	fg	PAT				dxd	saf	pts
			kick	rush	rcv	pass			
Kylin Hill	11	-	-	-	-	-	-	-	66
Jace Christmann	-	8-10	35-36	-	-	-	-	-	59
Garrett Shrader	6	-	-	-	-	0-2	-	-	36
Osirus Mitchell	5	-	-	-	-	-	-	-	30
Nick Gibson	5	-	-	-	-	-	-	-	30
Stephen Guidry	4	-	-	-	-	-	-	-	24
Tommy Stevens	3	-	-	-	-	-	-	-	18
Isaiah Zuber	2	-	-	-	-	-	-	-	12
Austin Williams	2	-	-	-	-	-	-	-	12
Dedrick Thomas	2	-	-	-	-	-	-	-	12
Jordan Lawless	-	1-2	5-5	-	-	-	-	-	8
Farrod Green	1	-	-	-	-	-	-	-	6
L. Witherspoon	1	-	-	-	-	-	-	-	6
Marcus Murphy	1	-	-	-	-	-	-	-	6
Willie Gay Jr.	1	-	-	-	-	-	-	-	6
K. Schexnayder	-	-	-	0-1	-	-	-	-	0
Total	44	9-12	40-41	0-1	-	0-2	-	-	331
Opponents	44	10-13	41-43	-	1	1-1	-	-	337

Total Offense	g	plays	rush	pass	total	avg/g
Garrett Shrader	10	266	587	1170	1757	175.7
Kylin Hill	12	235	1347	0	1347	112.2
Tommy Stevens	8	201	310	934	1244	155.5
Nick Gibson	10	47	379	0	379	37.9
L. Witherspoon	10	18	84	0	84	8.4
JaVonta Payton	12	1	11	0	11	0.9
Logan Burnett	2	1	0	8	8	4.0
Dedrick Thomas	12	1	5	0	5	0.4
Malik Dear	12	3	4	0	4	0.3
Tucker Day	12	1	4	0	4	0.3
Isaiah Zuber	12	3	4	0	4	0.3
Dontea Jones	11	0	-1	0	-1	-0.1
TEAM	5	5	-11	0	-11	-2.2
Total	12	782	2723	2112	4835	402.9
Opponents	12	755	1783	2896	4679	389.9

Field Goals	fg	pct.	01-19	20-29	30-39	40-49	50-99	lg	blk
Jordan Lawless	1-2	50.0	0-0	0-1	1-1	0-0	0-0	37	0
Jace Christmann	8-10	80.0	0-0	2-2	2-3	3-4	1-1	51	0

FG Sequence	Mississippi State	Opponents
Louisiana	27,(37)	-
Southern Miss	(30),43	36
Kansas State	(47)	(35)
Kentucky	-	(40),47,26,(29)
Auburn	(27)	-
Tennessee	(51),36	(49),(22)
LSU	-	(20),(23),(25)
Texas A&M	(33)	-
Arkansas	(26),(46)	(40)
Alabama	-	(22)
Abilene Christian	(40)	-
Ole Miss	-	-

Punting	no.	yds	avg	lg	tb	fc	i20	50+	blk
Tucker Day	46	1959	42.6	70	3	9	12	9	0
Reed Bowman	2	82	41.0	51	0	0	1	1	0
Total	48	2041	42.5	70	3	9	13	10	0
Opponents	48	2078	43.3	61	8	15	16	13	0

Kickoffs	no.	yds	avg	tb	ob	retn	net	ydln
Scott Goodman	48	2824	58.8	15	0			
Tucker Day	14	803	57.4	4	0			
Jace Christmann	3	99	33.0	0	0			
Total	65	3726	57.3	19	0	19.5	38.6	26
Opponents	64	3796	59.3	33	1	17.5	40.4	24

Numbers in (parentheses) indicate field goal was made.



2019 Mississippi State Football
Mississippi State Overall Individual Statistics (as of Dec 20, 2019)
All games



All Purpose	g	rush	rcv	pr	kr	ir	total	avg/g
Kylin Hill	12	1347	174	0	0	0	1521	126.8
Garrett Shrader	10	587	0	0	0	0	587	58.7
Dedrick Thoma	12	5	390	-6	40	0	429	35.8
Nick Gibson	10	379	28	0	0	0	407	40.7
Isaiah Zuber	12	4	211	2	171	0	388	32.3
Osirus Mitchell	12	0	383	0	0	0	383	31.9
Stephen Guidry	11	0	311	0	0	0	311	28.3
Tommy Stevens	8	310	0	0	0	0	310	38.8
Farrod Green	12	0	234	0	0	0	234	19.5
JaVonta Payton	12	11	108	0	56	0	175	14.6
Austin Williams	12	0	119	0	0	0	119	9.9
L. Witherspoon	10	84	19	0	15	0	118	11.8
Brian Cole II	12	0	0	0	104	0	104	8.7
Malik Dear	12	4	36	52	0	0	92	7.7
Willie Gay Jr.	4	0	0	0	0	52	52	13.0
Martin Emerson	12	0	0	0	0	45	45	3.8
Dontea Jones	11	-1	44	0	0	0	43	3.9
Marcus Murphy	4	0	0	0	0	38	38	9.5
G. Spivey	12	0	19	0	0	0	19	1.6
Brad Cumbest	11	0	16	0	0	0	16	1.5
J. Landrews	12	0	0	0	0	13	13	1.1
C.J. Morgan	9	0	0	0	0	9	9	1.0
K. Thompson	1	0	8	0	0	0	8	8.0
Cameron Gardn	12	0	7	0	0	0	7	0.6
Fred Peters	12	0	0	0	0	6	6	0.5
Robert Rivers	1	0	5	0	0	0	5	5.0
Tucker Day	12	4	0	0	0	0	4	0.3
TEAM	5	-11	0	0	0	0	-11	-2.2
Total	12	2723	2112	48	386	163	5432	452.7
Opponents	12	1783	2896	169	742	132	5722	476.8



2019 Mississippi State Football
Mississippi State Overall Defensive Statistics (as of Dec 20, 2019)
All games



##	Defensive Leaders	gp-gs	Tackles				Sacks no-yds	Pass defense			Fumbles		blkd	
			ua	a	tot	tfl/yds		int-yds	brup	qbh	rcv-yds	ff	kick	saf
40	Erroll Thompson	12-12	38	46	84	3.5-11	0.5-4	.	2	6	1-0	1	.	.
11	J. Landrews	12-12	42	30	72	0.5-0	.	1-13	6	2
32	Brian Cole II	12-12	38	29	67	7.5-28	2.0-17	1-0	2	3	2-0	1	.	.
10	Leo Lewis	12-12	23	40	63	5.5-13	1.0-6	.	2	3	2-0	1	.	.
29	C.J. Morgan	9-9	31	28	59	0.5-2	.	1-9	8
3	Cam Dantzler	9-9	31	9	40	2.0-7	0.5-4	2-0	8	.	1-0	1	.	.
5	Chauncey Rivers	12-12	23	17	40	7.5-43	5.0-36	.	3	4	.	1	.	.
42	M. Spencer	12-12	20	15	35	5.5-14	1.0-5	.	1	2	.	2	.	.
1E	Martin Emerson	12-4	16	13	29	1.5-1	.	1-45	1	.	.	1	.	.
52	Kobe Jones	12-0	11	15	26	3.5-17	2.0-16	.	.	2
1P	S. Preston Jr.	7-1	15	10	25	.	.	.	2
41	Tim Washington	11-0	10	14	24	2.0-8	1.0-7	.	1	1	.	2	.	.
13	Tyler Williams	9-4	9	12	21	.	.	.	3	1	1-0	1	.	.
84	Jaden Crumedy	11-7	8	10	18	2.0-7	1.0-6
6	Willie Gay Jr.	4-0	7	10	17	2.5-4	.	1-52	1	1	2-20	.	.	.
7M	Marcus Murphy	4-2	10	6	16	1.0-1	.	2-38	1
54	Fabien Lovett	12-12	5	11	16	1.5-5	1.0-5
8S	M. Smitherman	6-6	10	4	14	1
4	JaVonta Payton	12-1	7	6	13
43	Fletcher Adams	8-0	7	6	13	2.0-8	1.0-4	.	.	2	.	1	.	.
2J	Jarrian Jones	10-1	6	5	11	.	.	.	2	.	1-0	.	.	.
18	Aaron Brule	12-0	1	9	10	0.5-1	.	.	.	1	1-0	.	.	.
90	Lee Autry	4-4	2	7	9	2.5-8	0.5-3	.	1	1
2P	N. Pickering	8-1	4	5	9	5.5-45	3.0-26
38	Fred Peters	12-0	5	3	8	2.0-12	1.0-11	1-6	.	1	.	1	.	.
30	S. Kilby-Lane	10-0	2	5	7
92	Kendell Jones	9-0	.	5	5	0.5-1
93	Cameron Young	8-0	2	3	5	1.0-2
16	Korey Charles	6-0	4	1	5	1	.	.
99	James Jackson	8-0	3	2	5
2A	A. Conner	9-0	4	1	5
48	Scott Goodman	11-0	2	2	4
35	Landon Guidry	11-0	1	3	4
8	Kylin Hill	12-12	2	1	3
34	Sherman Timbs	12-0	1	2	3
6B	Paul Blackwell	12-0	3	.	3	1-0	.	.	.
7	Tommy Stevens	8-8	1	1	2
TM	TEAM	5-0	2	.	2	1.0-5	1.0-5	2	.	.
19	Collin Duncan	10-0	1	.	1
15	Jack Harris	1-0	.	1	1
6S	Garrett Shrader	10-4	1	.	1
2	Dedrick Thomas	12-11	1	.	1
17	Aaron Odom	2-0	.	1	1	0.5-7	0.5-7	.	.	1
12	Isaiah Zuber	12-3	1	.	1
51	Stewart Reese	10-8	1	.	1	1	.	.
63	L. Sharp	8-4	1	.	1
79	Evans Wilkerson	12-0	1	.	1
9R	D. Russell	3-0	.	1	1
28	Londyn Craft	6-0	.	1	1
24	Dylan Lawrence	1-0	1	.	1
20	Taury Dixon	5-0	1	.	1
73	Darryl Williams	12-12	1-4	.	.	.
Total		12	415	390	805	62-250	22-162	10-163	44	32	13-24	17	.	.
Opponents		12	393	470	863	65-245	27-158	10-132	36	24	11-10	10	.	.



2019 Mississippi State Football
Mississippi State Team Game-by-Game (as of Dec 20, 2019)
All games



TEAM STATISTICS

Date	Opponent	Rushing				Receiving				Passing				Kick Returns				Punt Returns				tot off
		no.	yds	td	lg	no.	yds	td	lg	cmp-att-int	yds	td	lg	no.	yds	td	lg	no.	yds	td	lg	
Aug 31	at Louisiana	40	261	3	20	20	236	2	31	20-30-0	236	2	31	3	54	0	22	3	40	0	40	497
Sep 07	SOUTHERN MISS	41	210	3	22	16	176	2	28	16-21-0	176	2	28	0	0	0	0	1	8	0	8	386
Sep 14	KANSAS STATE	44	201	2	22	11	151	1	35	11-27-2	151	1	35	4	71	0	24	1	1	0	0	352
Sep 21	KENTUCKY	40	241	3	49	17	180	0	25	17-22-1	180	0	25	0	0	0	0	0	0	0	0	421
Sep 28	at Auburn	38	118	1	24	13	216	2	47	13-26-0	216	2	47	1	16	0	0	0	0	0	0	334
Oct 12	at Tennessee	37	121	0	14	11	146	1	21	11-21-3	146	1	21	1	9	0	9	0	0	0	0	267
Oct 19	LSU	37	102	1	12	17	238	1	29	17-28-2	238	1	29	1	28	0	28	2	3	0	7	340
Oct 26	at Texas A&M	38	239	1	39	13	194	3	38	13-30-1	194	3	38	5	95	0	23	1	2	0	0	433
Nov 02	at Arkansas	57	460	4	62	13	180	2	42	13-19-0	180	2	42	2	27	0	18	1	0	0	0	640
Nov 16	ALABAMA	37	188	1	46	12	82	0	30	12-21-1	82	0	30	1	1	0	1	1	0	0	0	270
Nov 23	ABILENE CHRISTIAN	40	372	3	30	16	205	3	88	16-30-0	205	3	88	2	41	0	25	1	-6	0	0	577
Nov 28	OLE MISS	44	210	3	30	10	108	0	23	10-14-0	108	0	23	2	44	0	27	0	0	0	0	318
Mississippi State		493	2723	25	62	169	2112	17	88	169-289-10	2112	17	88	22	386	0	28	11	48	0	40	4835
		412	1783	24	52	207	2896	19	65	207-343-10	2896	19	65	38	742	1	100	18	169	0	26	4679

Games: 12 • Avg/rush: 5.5 • Avg/catch: 12.5 • Pass effic: 132.36 • KR avg: 17.5 • PR avg: 4.4 • All purpose avg/game: 452.7 • Total offense avg/gm: 402.9

		Tackles				Sacks	Fumble		Pass Defense			blkd	PAT Attempts			off		
Date	Opponent	ua	a	total	tfl-yds	no-yds	ff	fr-yds	int-yds	qbh	brup	kick	kick	rush	rcv	saf	t/o	pts
Aug 31	at Louisiana	61	2	63	3.0-9	1.0-5	2	3-0	1-0	0	2	0	5-5	0	0	0	7	38
Sep 07	SOUTHERN MISS	23	42	65	5.0-20	2.0-12	1	1-0	2-54	3	1	0	5-5	0	0	0	7	38
Sep 14	KANSAS STATE	22	48	70	5.0-15	1.0-10	2	3-4	0-0	3	3	0	3-3	0	0	0	17	24
Sep 21	KENTUCKY	31	28	59	5.0-19	3.0-16	1	0-0	1-52	5	13	0	4-4	0	0	0	7	28
Sep 28	at Auburn	47	16	63	6.0-18	2.0-11	4	3-0	0-0	1	1	0	2-3	0	0	0	0	23
Oct 12	at Tennessee	34	36	70	5.0-13	1.0-5	0	0-0	2-0	0	0	0	1-1	0	0	0	0	10
Oct 19	LSU	30	38	68	6.0-25	3.0-22	1	0-0	0-0	2	7	0	1-1	0	0	0	0	13
Oct 26	at Texas A&M	42	20	62	2.0-3	0.0-0	0	0-0	0-0	5	2	0	3-3	0	0	0	0	30
Nov 02	at Arkansas	24	26	50	2.0-3	0.0-0	1	1-0	1-32	3	5	0	6-6	0	0	0	7	54
Nov 16	ALABAMA	27	46	73	4.0-12	1.0-8	1	0-0	0-0	3	0	0	1-1	0	0	0	0	7
Nov 23	ABILENE CHRISTIAN	29	50	79	10.0-79	4.0-51	2	0-0	2-19	5	4	0	6-6	0	0	0	7	45
Nov 28	OLE MISS	45	38	83	9.0-34	4.0-22	2	2-20	1-6	2	6	0	3-3	0	0	0	7	21
Mississippi State		415	390	805	62.0-250	22.0-162	17	13-24	10-163	32	44	0	40-41	0	0	0	59	331
		393	470	863	65.0-245	27.0-158	10	11-10	10-132	24	36	0	41-43	0	1	0	82	337

		Punting										Field Goals			Kickoffs				
Date	Opponent	no.	yds	avg	long	blkd	tb	fc	50+	i20	md-att	long	blkd	no.	yds	avg	tb	ob	
Aug 31	at Louisiana	2	80	40.0	42	0	0	0	0	2	1-2	37	0	7	400	57.1	1	0	
Sep 07	SOUTHERN MISS	4	199	49.8	59	0	0	2	2	3	1-2	30	0	7	454	64.9	5	0	
Sep 14	KANSAS STATE	6	242	40.3	55	0	0	1	1	0	1-1	47	0	5	310	62.0	2	0	
Sep 21	KENTUCKY	3	147	49.0	50	0	2	0	1	0	0-0	0	0	5	295	59.0	3	0	
Sep 28	at Auburn	6	250	41.7	51	0	0	0	1	2	1-1	27	0	5	273	54.6	2	0	
Oct 12	at Tennessee	4	173	43.2	56	0	0	0	1	0	1-2	51	0	3	176	58.7	1	0	
Oct 19	LSU	5	214	42.8	70	0	1	1	1	1	0-0	0	0	3	179	59.7	1	0	
Oct 26	at Texas A&M	3	134	44.7	50	0	0	1	1	0	1-1	33	0	6	333	55.5	0	0	
Nov 02	at Arkansas	2	86	43.0	50	0	0	1	1	0	2-2	46	0	10	558	55.8	2	0	
Nov 16	ALABAMA	5	197	39.4	48	0	0	0	0	1	0-0	0	0	2	60	30.0	0	0	
Nov 23	ABILENE CHRISTIAN	3	101	33.7	45	0	0	1	0	2	1-1	40	0	8	439	54.9	1	0	
Nov 28	OLE MISS	5	218	43.6	51	0	0	2	1	2	0-0	0	0	4	249	62.2	1	0	
Mississippi State		48	2041	42.5	70	0	3	9	10	13	9-12	51	0	65	3726	57.3	19	0	
		48	2078	43.3	61	0	8	15	13	16	10-13	49	0	64	3796	59.3	33	1	



2019 Mississippi State Football
Mississippi State Opponent Game-by-Game (as of Dec 20, 2019)
All games



OPPONENT STATISTICS

Date	Opponent	Rushing				Receiving				Passing				Kick Returns				Punt Returns				tot off
		no.	yds	td	lg	no.	yds	td	lg	cmp-att-int	yds	td	lg	no.	yds	td	lg	no.	yds	td	lg	
Aug 31	at Louisiana	38	163	3	26	24	267	1	32	24-40-1	267	1	32	6	125	0	30	0	0	0	0	430
Sep 07	SOUTHERN MISS	27	110	0	26	18	234	2	65	18-26-2	234	2	65	2	38	0	26	1	2	0	2	344
Sep 14	KANSAS STATE	35	146	2	17	10	123	1	24	10-18-0	123	1	24	3	124	1	100	4	44	0	25	269
Sep 21	KENTUCKY	28	154	1	31	15	232	0	39	15-42-1	232	0	39	2	22	0	19	1	25	0	25	386
Sep 28	at Auburn	45	217	6	30	18	361	2	48	18-24-0	361	2	48	1	21	0	21	3	34	0	18	578
Oct 12	at Tennessee	44	190	1	23	10	167	1	41	10-14-2	167	1	41	1	14	0	14	1	13	0	13	357
Oct 19	LSU	25	86	0	19	25	327	4	60	25-35-0	327	4	60	2	24	0	22	1	2	0	2	413
Oct 26	at Texas A&M	39	207	4	25	17	234	3	52	17-23-0	234	3	52	6	100	0	21	1	10	0	10	441
Nov 02	at Arkansas	25	184	2	52	9	101	1	32	9-24-1	101	1	32	8	154	0	42	1	-1	0	0	285
Nov 16	ALABAMA	31	160	3	20	21	350	2	37	21-29-0	350	2	37	0	0	0	0	2	28	0	26	510
Nov 23	ABILENE CHRISTIAN	28	27	0	13	25	255	1	52	25-42-2	255	1	52	4	79	0	30	0	0	0	0	282
Nov 28	OLE MISS	47	139	2	14	15	245	1	57	15-26-1	245	1	57	3	41	0	17	3	12	0	8	384
Opponents		412	1783	24	52	207	2896	19	65	207-343-10	2896	19	65	38	742	1	100	18	169	0	26	4679
		493	2723	25	62	169	2112	17	88	169-289-10	2112	17	88	22	386	0	28	11	48	0	40	4835

Games: 12 • Avg/rush: 4.3 • Avg/catch: 14.0 • Pass effic: 143.72 • KR avg: 19.5 • PR avg: 9.4 • All purpose avg/game: 476.8 • Total offense avg/gm: 389.9

Date	Opponent	Tackles				Sacks no-yds	Fumble		Pass Defense			blkd kick	PAT Attempts			off		
		ua	a	total	tfl-yds		ff	fr-yds	int-yds	qbh	brup		kick	rush	rcv	saf	t/o	pts
Aug 31	at Louisiana	51	16	67	2.0-7	2.0-7	1	2-0	0-0	1	1	0	4-4	0	0	0	7	28
Sep 07	SOUTHERN MISS	32	46	78	6.0-24	3.0-20	0	0-0	0-0	2	1	0	1-1	0	1	0	0	15
Sep 14	KANSAS STATE	26	58	84	6.0-19	2.0-13	0	1-9	2-39	3	3	0	4-4	0	0	0	10	31
Sep 21	KENTUCKY	36	28	64	4.0-20	2.0-14	1	1-0	1-39	0	4	0	1-1	0	0	0	7	13
Sep 28	at Auburn	37	14	51	5.0-32	2.0-25	2	2-0	0-0	1	5	0	8-8	0	0	0	14	56
Oct 12	at Tennessee	31	28	59	10.0-40	7.0-33	1	0-0	3-35	0	2	0	2-2	0	0	0	3	20
Oct 19	LSU	35	36	71	5.0-15	2.0-6	1	1-1	2-9	4	4	0	3-4	0	0	0	10	36
Oct 26	at Texas A&M	32	32	64	4.0-24	2.0-15	2	2-0	1-0	4	6	0	7-7	0	0	0	21	49
Nov 02	at Arkansas	32	60	92	4.0-6	0.0-0	0	1-0	0-0	0	1	0	3-3	0	0	0	3	24
Nov 16	ALABAMA	24	50	74	6.0-20	1.0-8	0	0-0	1-10	4	4	0	5-5	0	0	0	7	38
Nov 23	ABILENE CHRISTIAN	30	50	80	5.0-13	1.0-5	1	0-0	0-0	2	4	0	1-1	0	0	0	0	7
Nov 28	OLE MISS	27	52	79	8.0-25	3.0-12	1	1-0	0-0	3	1	0	2-3	0	0	0	0	20
Opponents		393	470	863	65.0-245	27.0-158	10	11-10	10-132	24	36	0	41-43	0	1	0	82	337
		415	390	805	62.0-250	22.0-162	17	13-24	10-163	32	44	0	40-41	0	0	0	59	331

		Punting										Field Goals			Kickoffs				
Date	Opponent	no.	yds	avg	long	blkd	tb	fc	50+	i20	md-att	long	blkd	no.	yds	avg	tb	ob	
Aug 31	at Louisiana	3	133	44.3	46	0	0	0	0	1	0-0	0	0	5	262	52.4	1	1	
Sep 07	SOUTHERN MISS	5	170	34.0	43	0	0	1	0	0	0-1	0	0	3	195	65.0	3	0	
Sep 14	KANSAS STATE	5	253	50.6	61	0	2	2	3	1	1-1	35	0	6	357	59.5	2	0	
Sep 21	KENTUCKY	3	154	51.3	56	0	2	1	2	1	2-4	40	0	4	260	65.0	4	0	
Sep 28	at Auburn	1	43	43.0	43	0	0	1	0	0	0-0	0	0	9	583	64.8	8	0	
Oct 12	at Tennessee	4	185	46.2	57	0	1	2	2	2	2-2	49	0	4	260	65.0	3	0	
Oct 19	LSU	5	233	46.6	57	0	1	1	2	2	3-3	25	0	8	518	64.8	7	0	
Oct 26	at Texas A&M	3	136	45.3	58	0	0	1	1	3	0-0	0	0	8	503	62.9	3	0	
Nov 02	at Arkansas	6	262	43.7	59	0	1	3	2	2	1-1	40	0	5	293	58.6	2	0	
Nov 16	ALABAMA	2	79	39.5	42	0	0	0	0	1	1-1	22	0	7	290	41.4	0	0	
Nov 23	ABILENE CHRISTIAN	6	208	34.7	46	0	0	1	0	2	0-0	0	0	2	118	59.0	0	0	
Nov 28	OLE MISS	5	222	44.4	50	0	1	2	1	1	0-0	0	0	3	157	52.3	0	0	
Opponents		48	2078	43.3	61	0	8	15	13	16	10-13	49	0	64	3796	59.3	33	1	
		48	2041	42.5	70	0	3	9	10	13	9-12	51	0	65	3726	57.3	19	0	



2019 Mississippi State Football
Mississippi State Individual Season/Career Statistics (as of Dec 20, 2019)
All games



SEASON

CAREER

Rushing	gp	att	gain	loss	net	avg	td	lg	avg/g	gp	att	gain	loss	net	avg	td	lg	avg/g
Kylin Hill	12	235	1397	50	1347	5.7	10	62	112.2	36	430	2556	82	2474	5.8	16	62	68.7
Garrett Shrader	10	113	691	104	587	5.2	6	49	58.7	10	113	691	104	587	5.2	6	49	58.7
Nick Gibson	10	47	385	6	379	8.1	5	47	37.9	35	128	908	28	880	6.9	7	62	25.1
Tommy Stevens	8	66	393	83	310	4.7	3	46	38.8	8	66	393	83	310	4.7	3	46	38.8
L. Witherspoon	10	18	84	0	84	4.7	1	22	8.4	10	18	84	0	84	4.7	1	22	8.4
JaVonta Payton	12	1	11	0	11	11.0	0	11	0.9	12	1	11	0	11	11.0	0	11	0.9
Dedrick Thomas	12	1	5	0	5	5.0	0	5	0.4	48	3	13	0	13	4.3	0	7	0.3
Tucker Day	12	1	4	0	4	4.0	0	4	0.3	33	1	4	0	4	4.0	0	4	0.1
Malik Dear	12	3	4	0	4	1.3	0	2	0.3	46	31	247	9	238	7.7	2	52	5.2
Isaiah Zuber	12	3	6	2	4	1.3	0	4	0.3	12	3	6	2	4	1.3	0	4	0.3
Dontea Jones	11	0	-1	0	-1	0.0	0	0	-0.1	27	0	-1	0	-1	0.0	0	0	0.0
TEAM	5	5	0	11	-11	-2.2	0	0	-2.2									
Total	12	493	2979	256	2723	5.5	25	62	226.9									
Opponents	12	412	2049	266	1783	4.3	24	52	148.6									

Passing	gp	effic	comp-att-int	pct	yds	td	lg	avg/g	gp	effic	comp-att-int	pct	yds	td	lg	avg/g
Garrett Shrader	10	132.47	88-153-5	57.5	1170	8	47	117.0	10	132.47	88-153-5	57.5	1170	8	47	117.0
Tommy Stevens	8	131.97	80-135-5	59.3	934	9	88	116.8	8	131.97	80-135-5	59.3	934	9	88	116.8
Logan Burnett	2	167.20	1-1-0	100.0	8	0	8	4.0	6	238.60	2-2-0	100.0	33	0	25	5.5
Total	12	132.36	169-289-10	58.5	2112	17	88	176.0								
Opponents	12	143.72	207-343-10	60.3	2896	19	65	241.3								

Receiving	gp	no.	yds	avg	td	lg	avg/g	gp	no.	yds	avg	td	lg	avg/g
Dedrick Thomas	12	29	390	13.4	2	42	32.5	48	75	917	12.2	9	44	19.1
Osirus Mitchell	12	27	383	14.2	5	35	31.9	34	58	861	14.8	9	84	25.3
Stephen Guidry	11	24	311	13.0	4	32	28.3	24	43	751	17.5	7	84	31.3
Farrod Green	12	18	234	13.0	1	47	19.5	50	49	610	12.4	2	62	12.2
Kylin Hill	12	17	174	10.2	1	88	14.5	36	43	388	9.0	5	88	10.8
Isaiah Zuber	12	14	211	15.1	2	38	17.6	12	14	211	15.1	2	38	17.6
Austin Williams	12	11	119	10.8	2	28	9.9	25	21	256	12.2	5	33	10.2
JaVonta Payton	12	7	108	15.4	0	34	9.0	12	7	108	15.4	0	34	9.0
Dontea Jones	11	6	44	7.3	0	14	4.0	27	10	110	11.0	1	21	4.1
Malik Dear	12	3	36	12.0	0	20	3.0	46	49	529	10.8	4	33	11.5
Nick Gibson	10	3	28	9.3	0	24	2.8	35	11	89	8.1	0	24	2.5
L. Witherspoon	10	3	19	6.3	0	12	1.9	10	3	19	6.3	0	12	1.9
G. Spivey	12	2	19	9.5	0	12	1.6	15	2	19	9.5	0	12	1.3
Brad Cumbest	11	2	16	8.0	0	8	1.5	14	3	37	12.3	0	21	2.6
K. Thompson	1	1	8	8.0	0	8	8.0	20	1	8	8.0	0	8	0.4
Cameron Gardner	12	1	7	7.0	0	7	0.6	15	1	7	7.0	0	7	0.5
Robert Rivers	1	1	5	5.0	0	5	5.0	4	1	5	5.0	0	5	1.2
Total	12	169	2112	12.5	17	88	176.0							
Opponents	12	207	2896	14.0	19	65	241.3							

Total Offense	g	plays	rush	pass	total	avg/g	g	plays	rush	pass	total	avg/g
Garrett Shrader	10	266	587	1170	1757	175.7	10	266	587	1170	1757	175.7
Kylin Hill	12	235	1347	0	1347	112.2	36	430	2474	0	2474	68.7
Tommy Stevens	8	201	310	934	1244	155.5	8	201	310	934	1244	155.5
Nick Gibson	10	47	379	0	379	37.9	35	128	880	0	880	25.1
L. Witherspoon	10	18	84	0	84	8.4	10	18	84	0	84	8.4
JaVonta Payton	12	1	11	0	11	0.9	12	1	11	0	11	0.9
Logan Burnett	2	1	0	8	8	4.0	6	3	3	33	36	6.0
Dedrick Thomas	12	1	5	0	5	0.4	48	3	13	0	13	0.3
Malik Dear	12	3	4	0	4	0.3	46	31	238	0	238	5.2
Isaiah Zuber	12	3	4	0	4	0.3	12	3	4	0	4	0.3
Tucker Day	12	1	4	0	4	0.3	33	1	4	0	4	0.1
Dontea Jones	11	0	-1	0	-1	-0.1	27	0	-1	0	-1	0.0
TEAM	5	5	-11	0	-11	-2.2						
Total	12	782	2723	2112	4835	402.9						
Opponents	12	755	1783	2896	4679	389.9						



2019 Mississippi State Football
Mississippi State Individual Season/Career Statistics (as of Dec 20, 2019)
All games



SEASON

CAREER

Scoring			PAT						pts			PAT						pts
	td	fg	kick	rush	rcv	pass	dxp	saf		td	fg	kick	rush	rcv	pass	dxp	saf	
Kylin Hill	11	-	-	-	-	-	-	-	66	21	-	-	-	-	-	-	-	126
Jace Christmann	-	8-10	35-36	-	-	-	-	-	59	-	32-40	118-119	-	-	-	-	-	214
Garrett Shrader	6	-	-	-	-	0-2	-	-	36	6	-	-	-	-	0-2	-	-	36
Osirus Mitchell	5	-	-	-	-	-	-	-	30	9	-	-	-	-	-	-	-	54
Nick Gibson	5	-	-	-	-	-	-	-	30	7	-	-	-	-	-	-	-	42
Stephen Guidry	4	-	-	-	-	-	-	-	24	7	-	-	-	-	-	-	-	42
Tommy Stevens	3	-	-	-	-	-	-	-	18	3	-	-	-	-	-	-	-	18
Isaiah Zuber	2	-	-	-	-	-	-	-	12	2	-	-	-	-	-	-	-	12
Dedrick Thomas	2	-	-	-	-	-	-	-	12	10	-	-	-	-	-	-	-	60
Austin Williams	2	-	-	-	-	-	-	-	12	5	-	-	-	-	-	-	-	30
Jordan Lawless	-	1-2	5-5	-	-	-	-	-	8	-	1-2	11-11	-	-	-	-	-	14
Farrod Green	1	-	-	-	-	-	-	-	6	2	-	-	-	-	-	-	-	12
L. Witherspoon	1	-	-	-	-	-	-	-	6	1	-	-	-	-	-	-	-	6
Willie Gay Jr.	1	-	-	-	-	-	-	-	6	1	-	-	-	-	-	-	-	6
Marcus Murphy	1	-	-	-	-	-	-	-	6	1	-	-	-	-	-	-	-	6
K. Schexnayder	-	-	-	0-1	-	-	-	-	0	-	-	-	0-1	-	-	-	-	0
Total	44	9-12	40-41	0-1	-	0-2	-	-	331									
Opponents	44	10-13	41-43	-	1	1-1	-	-	337									

Punt Returns	no.	yds	avg	td	lg	no.	yds	avg	td	lg
Malik Dear	7	52	7.4	0	40	11	68	6.2	0	40
Dedrick Thomas	2	-6	-3.0	0	0	14	133	9.5	1	83
Taury Dixon	1	0	0.0	0	0	1	0	0.0	0	0
Isaiah Zuber	1	2	2.0	0	0	1	2	2.0	0	0
Total	11	48	4.4	0	40					
Opponents	18	169	9.4	0	26					

Kick Returns	no.	yds	avg	td	lg	no.	yds	avg	td	lg
Isaiah Zuber	9	171	19.0	0	28	9	171	19.0	0	28
Brian Cole II	6	104	17.3	0	27	16	329	20.6	0	40
JaVonta Payton	3	56	18.7	0	24	3	56	18.7	0	24
Dedrick Thomas	3	40	13.3	0	25	15	278	18.5	0	34
L. Witherspoon	1	15	15.0	0	15	1	15	15.0	0	15
Total	22	386	17.5	0	28					
Opponents	38	742	19.5	1	100					

Interceptions	no.	yds	avg	td	lg	no.	yds	avg	td	lg
Marcus Murphy	2	38	19.0	1	32	2	38	19.0	1	32
Cam Dantzler	2	0	0.0	0	0	4	8	2.0	0	7
J. Landrews	1	13	13.0	0	13	1	13	13.0	0	13
C.J. Morgan	1	9	9.0	0	9	3	16	5.3	0	9
Fred Peters	1	6	6.0	0	6	1	6	6.0	0	6
Martin Emerson	1	45	45.0	0	45	1	45	45.0	0	45
Willie Gay Jr.	1	52	52.0	1	52	3	101	33.7	1	52
Brian Cole II	1	0	0.0	0	0	2	0	0.0	0	0
Total	10	163	16.3	2	52					
Opponents	10	132	13.2	0	39					

Fumble Returns	no.	yds	avg	td	lg	no.	yds	avg	td	lg
Darryl Williams	1	4	4.0	0	4	1	4	4.0	0	4
Willie Gay Jr.	1	20	20.0	0	17	2	20	10.0	0	17
Total	2	24	12.0	0	17					
Opponents	2	10	5.0	0	9					



2019 Mississippi State Football
Mississippi State Individual Season/Career Statistics (as of Dec 20, 2019)
All games



SEASON

CAREER

All Purpose	g	rush	rcv	pr	kr	ir	total	avg/g		g	rush	rcv	pr	kr	ir	total	avg/g
Kylin Hill	12	1347	174	0	0	0	1521	126.8		36	2474	388	0	0	0	2862	79.5
Garrett Shrader	10	587	0	0	0	0	587	58.7		10	587	0	0	0	0	587	58.7
Dedrick Thoma	12	5	390	-6	40	0	429	35.8		48	13	917	133	278	0	1341	27.9
Nick Gibson	10	379	28	0	0	0	407	40.7		35	880	89	0	0	0	969	27.7
Isaiah Zuber	12	4	211	2	171	0	388	32.3		12	4	211	2	171	0	388	32.3
Osirus Mitchell	12	0	383	0	0	0	383	31.9		34	0	861	0	0	0	861	25.3
Stephen Guidry	11	0	311	0	0	0	311	28.3		24	0	751	0	0	0	751	31.3
Tommy Stevens	8	310	0	0	0	0	310	38.8		8	310	0	0	0	0	310	38.8
Farrod Green	12	0	234	0	0	0	234	19.5		50	0	610	0	12	0	622	12.4
JaVonta Payton	12	11	108	0	56	0	175	14.6		12	11	108	0	56	0	175	14.6
Austin Williams	12	0	119	0	0	0	119	9.9		25	0	256	0	0	0	256	10.2
L. Witherspoon	10	84	19	0	15	0	118	11.8		10	84	19	0	15	0	118	11.8
Brian Cole II	12	0	0	0	104	0	104	8.7		17	0	0	0	329	0	329	19.4
Malik Dear	12	4	36	52	0	0	92	7.7		46	238	529	68	279	0	1114	24.2
Willie Gay Jr.	4	0	0	0	0	52	52	13.0		30	0	0	0	0	101	101	3.4
Martin Emerson	12	0	0	0	0	45	45	3.8		12	0	0	0	0	45	45	3.8
Dontea Jones	11	-1	44	0	0	0	43	3.9		27	-1	110	0	0	0	109	4.0
Marcus Murphy	4	0	0	0	0	38	38	9.5		16	0	0	0	16	38	54	3.4
G. Spivey	12	0	19	0	0	0	19	1.6		15	0	19	0	0	0	19	1.3
Brad Cumbest	11	0	16	0	0	0	16	1.5		14	0	37	0	0	0	37	2.6
J. Landrews	12	0	0	0	0	13	13	1.1		22	0	0	0	0	13	13	0.6
C.J. Morgan	9	0	0	0	0	9	9	1.0		32	0	0	0	0	16	16	0.5
K. Thompson	1	0	8	0	0	0	8	8.0		20	672	8	0	0	0	680	34.0
Cameron Gardne	12	0	7	0	0	0	7	0.6		15	0	7	0	0	0	7	0.5
Fred Peters	12	0	0	0	0	6	6	0.5		12	0	0	0	0	6	6	0.5
Robert Rivers	1	0	5	0	0	0	5	5.0		4	31	5	0	0	0	36	9.0
Tucker Day	12	4	0	0	0	0	4	0.3		33	4	0	0	0	0	4	0.1
TEAM	5	-11	0	0	0	0	-11	-2.2									
Total	12	2723	2112	48	386	163	5432	452.7									
Opponents	12	1783	2896	169	742	132	5722	476.8									

Field Goals	att	good	long	blkd		att	good	long	blkd
Jace Christmann	10	8	51	0		40	32	51	1
Jordan Lawless	2	1	37	0		2	1	37	0
Total	12	9	51	0					
Opponents	13	10	49	0					

Punting	no.	yds	avg	lg	blk		no.	yds	avg	lg	blk
Tucker Day	46	1959	42.6	70	0		93	3810	41.0	70	0
Reed Bowman	2	82	41.0	51	0		2	82	41.0	51	0
Total	48	2041	42.5	70	0						
Opponents	48	2078	43.3	61	0						

Kickoffs	no.	yds	avg	tb	ob		no.	yds	avg	tb	ob
Scott Goodman	48	2824	58.8	15	0		117	7104	60.7	44	2
Tucker Day	14	803	57.4	4	0		16	933	58.3	6	0
Jace Christmann	3	99	33.0	0	0		6	223	37.2	0	0
Total	65	3726	57.3	19	0						
Opponents	64	3796	59.3	33	1						

		SEASON											CAREER										
##	Defensive Leaders	gp	ua	a	total	tfl	sack	int	pbu	fr	ff	blk	gp	ua	a	total	tfl	sack	int	pbu	fr	ff	blk
40	Erroll Thompson	12	38	46	84	3.5	0.5	.	2	1	1	.	38	90	127	217	18.0	6.5	2	3	1	2	.
11	J. Landrews	12	42	30	72	0.5	.	1	6	.	.	.	22	52	41	93	5.0	3.0	1	11	.	.	.
32	Brian Cole II	12	38	29	67	7.5	2.0	1	2	2	1	.	17	43	35	78	10.5	3.0	2	2	2	1	.
10	Leo Lewis	12	23	40	63	5.5	1.0	.	2	2	1	.	52	96	137	233	14.0	3.0	.	5	2	2	.
29	C.J. Morgan	9	31	28	59	0.5	.	1	8	.	.	.	32	48	36	84	0.5	.	3	9	.	.	.
5	Chauncey Rivers	12	23	17	40	7.5	5.0	.	3	.	1	.	25	31	33	64	14.5	7.5	.	3	.	1	.
3	Cam Dantzler	9	31	9	40	2.0	0.5	2	8	1	1	.	22	63	20	83	4.0	1.5	4	17	1	1	.
42	M. Spencer	12	20	15	35	5.5	1.0	.	1	.	2	.	35	33	32	65	10.5	2.5	.	2	2	2	.
1E	Martin Emerson	12	16	13	29	1.5	.	1	1	.	1	.	12	16	13	29	1.5	.	1	1	.	1	.
52	Kobe Jones	12	11	15	26	3.5	2.0	38	31	35	66	14.5	3.0	.	.	1	1	.
1P	S. Preston Jr.	7	15	10	25	0.0	.	.	2	.	.	.	7	15	10	25	0.0	.	.	2	.	.	.
41	Tim Washington	11	10	14	24	2.0	1.0	.	1	.	2	.	49	16	37	53	3.5	1.0	.	1	.	2	.
13	Tyler Williams	9	9	12	21	0.0	.	.	3	1	1	.	18	13	14	27	0.0	.	.	4	1	1	.
84	Jaden Crumedy	11	8	10	18	2.0	1.0	13	8	10	18	2.0	1.0
6	Willie Gay Jr.	4	7	10	17	2.5	.	1	1	2	.	.	30	35	53	88	10.0	6.0	3	4	3	1	.
54	Fabien Lovett	12	5	11	16	1.5	1.0	14	5	11	16	1.5	1.0
7M	Marcus Murphy	4	10	6	16	1.0	.	2	1	.	.	.	16	15	8	23	1.5	.	2	2	.	.	.
8S	M. Smitherman	6	10	4	14	0.0	42	28	20	48	0.0	.	2	3	.	1	.
4	JaVonta Payton	12	7	6	13	0.0	12	7	6	13	0.0
43	Fletcher Adams	8	7	6	13	2.0	1.0	.	.	.	1	.	45	27	48	75	8.0	2.5	.	1	.	2	.
2J	Jarrian Jones	10	6	5	11	0.0	.	.	2	1	.	.	10	6	5	11	0.0	.	.	2	1	.	.
18	Aaron Brule	12	1	9	10	0.5	.	.	.	1	.	.	16	1	10	11	0.5	.	.	.	1	.	.
2P	N. Pickering	8	4	5	9	5.5	3.0	8	4	5	9	5.5	3.0
90	Lee Autry	4	2	7	9	2.5	0.5	.	1	.	.	.	17	4	16	20	2.5	0.5	.	1	.	.	.
38	Fred Peters	12	5	3	8	2.0	1.0	1	.	.	1	.	12	5	3	8	2.0	1.0	1	.	.	1	.
30	S. Kilby-Lane	10	2	5	7	0.0	16	2	7	9	0.0
16	Korey Charles	6	4	1	5	0.0	1	.	16	6	2	8	0.0	1	.
93	Cameron Young	8	2	3	5	1.0	9	2	3	5	1.0
92	Kendell Jones	9	.	5	5	0.5	15	.	8	8	1.0
99	James Jackson	8	3	2	5	0.0	12	4	3	7	0.0
2A	A. Conner	9	4	1	5	0.0	9	4	1	5	0.0
35	Landon Guidry	11	1	3	4	0.0	19	1	3	4	0.0
48	Scott Goodman	11	2	2	4	0.0	24	4	3	7	0.0
34	Sherman Timbs	12	1	2	3	0.0	13	1	2	3	0.0
6B	Paul Blackwell	12	3	.	3	0.0	.	.	.	1	.	.	12	3	.	3	0.0	.	.	.	1	.	.
8	Kylin Hill	12	2	1	3	0.0	36	6	2	8	1.0
7	Tommy Stevens	8	1	1	2	0.0	8	1	1	2	0.0
TM	TEAM	5	2	.	2	1.0	1.0	.	.	.	2
17	Aaron Odom	2	.	1	1	0.5	0.5	4	.	2	2	0.5	0.5
19	Collin Duncan	10	1	.	1	0.0	10	1	.	1	0.0
24	Dylan Lawrence	1	1	.	1	0.0	1	1	.	1	0.0
15	Jack Harris	1	.	1	1	0.0	1	.	1	1	0.0
20	Taury Dixon	5	1	.	1	0.0	15	1	.	1	0.0
9R	D. Russell	3	.	1	1	0.0	3	.	1	1	0.0
79	Evans Wilkerson	12	1	.	1	0.0	50	1	.	1	0.0
63	L. Sharp	8	1	.	1	0.0	8	1	.	1	0.0
51	Stewart Reese	10	1	.	1	0.0	1	.	36	3	.	3	0.0	1	.
28	Londyn Craft	6	.	1	1	0.0	8	.	1	1	0.0
12	Isaiah Zuber	12	1	.	1	0.0	12	1	.	1	0.0
6S	Garrett Shrader	10	1	.	1	0.0	10	1	.	1	0.0
2	Dedrick Thomas	12	1	.	1	0.0	48	2	.	2	0.0
73	Darryl Williams	12	.	.	.	0.0	.	.	.	1	.	.	44	2	.	2	0.0	.	.	.	1	.	.
Total		12	415	390	805	62	22	10	44	13	17	.											
Opponents		12	393	470	863	65	27	10	36	11	10	.											



2019 Mississippi State Football
Mississippi State Game Superlatives (as of Dec 20, 2019)
All games



INDIVIDUAL GAME HIGHS

Rushes	27	Kylin Hill at Louisiana (Aug 31, 2019)
	27	Kylin Hill vs Ole Miss (Nov 28, 2019)
Yards Rushing	234	Kylin Hill at Arkansas (Nov 02, 2019)
TD Rushes	3	Kylin Hill vs Kentucky (Sep 21, 2019)
	3	Kylin Hill at Arkansas (Nov 02, 2019)
Long Rush	62	Kylin Hill at Arkansas (Nov 02, 2019)
Pass attempts	30	Tommy Stevens at Louisiana (Aug 31, 2019)
	30	Garrett Shrader at Texas A&M (Oct 26, 2019)
Pass completions	20	Tommy Stevens at Louisiana (Aug 31, 2019)
Yards Passing	238	Garrett Shrader vs LSU (Oct 19, 2019)
TD Passes	3	Garrett Shrader at Texas A&M (Oct 26, 2019)
Long Pass	88	Tommy Stevens vs Abilene Christian (Nov 23, 2019)
Receptions	6	Osirus Mitchell at Louisiana (Aug 31, 2019)
	6	Stephen Guidry vs LSU (Oct 19, 2019)
Yards Receiving	98	Stephen Guidry vs LSU (Oct 19, 2019)
TD Receptions	2	Isaiah Zuber at Texas A&M (Oct 26, 2019)
Long Reception	88	Kylin Hill vs Abilene Christian (Nov 23, 2019)
Field Goals	2	Jace Christmann at Arkansas (Nov 02, 2019)
Long Field Goal	51	Jace Christmann at Tennessee (Oct 12, 2019)
Punts	6	Tucker Day vs Kansas State (Sep 14, 2019)
Punting Avg	49.8	Tucker Day vs Southern Miss (Sep 07, 2019)
Long Punt	70	Tucker Day vs LSU (Oct 19, 2019)
Punts inside 20	3	Tucker Day vs Southern Miss (Sep 07, 2019)
Long Punt Return	40	Malik Dear at Louisiana (Aug 31, 2019)
Long Kickoff Return	28	Isaiah Zuber vs LSU (Oct 19, 2019)
Tackles	13	Erroll Thompson at Tennessee (Oct 12, 2019)
Sacks	1.5	Chauncey Rivers vs LSU (Oct 19, 2019)
	1.5	Chauncey Rivers vs Ole Miss (Nov 28, 2019)
Tackles For Loss	2.5	Brian Cole II vs Southern Miss (Sep 07, 2019)
	2.5	N. Pickering vs Abilene Christian (Nov 23, 2019)
Interceptions	1	Cam Dantzler at Louisiana (Aug 31, 2019)
	1	Martin Emerson vs Southern Miss (Sep 07, 2019)
	1	C.J. Morgan vs Southern Miss (Sep 07, 2019)
	1	Willie Gay Jr. vs Kentucky (Sep 21, 2019)
	1	Cam Dantzler at Tennessee (Oct 12, 2019)
	1	Brian Cole II at Tennessee (Oct 12, 2019)
	1	Marcus Murphy at Arkansas (Nov 02, 2019)
	1	J. Landrews vs Abilene Christian (Nov 23, 2019)
	1	Fred Peters vs Abilene Christian (Nov 23, 2019)
	1	Marcus Murphy vs Ole Miss (Nov 28, 2019)



2019 Mississippi State Football
Mississippi State Game Superlatives (as of Dec 20, 2019)
All games



TEAM GAME HIGHS

Rushes	57	at Arkansas (Nov 02, 2019)
Yards Rushing	460	at Arkansas (Nov 02, 2019)
Yards Per Rush	9.3	vs Abilene Christian (Nov 23, 2019)
TD Rushes	4	at Arkansas (Nov 02, 2019)
Pass attempts	30	at Louisiana (Aug 31, 2019)
	30	at Texas A&M (Oct 26, 2019)
	30	vs Abilene Christian (Nov 23, 2019)
Pass completions	20	at Louisiana (Aug 31, 2019)
Yards Passing	238	vs LSU (Oct 19, 2019)
Yards Per Pass	9.5	at Arkansas (Nov 02, 2019)
TD Passes	3	at Texas A&M (Oct 26, 2019)
	3	vs Abilene Christian (Nov 23, 2019)
Total Plays	76	at Arkansas (Nov 02, 2019)
Total Offense	640	at Arkansas (Nov 02, 2019)
Yards Per Play	8.4	at Arkansas (Nov 02, 2019)
Points	54	at Arkansas (Nov 02, 2019)
Sacks By	4	vs Abilene Christian (Nov 23, 2019)
	4	vs Ole Miss (Nov 28, 2019)
First Downs	29	at Louisiana (Aug 31, 2019)
Penalties	13	vs LSU (Oct 19, 2019)
Penalty Yards	109	vs LSU (Oct 19, 2019)
Turnovers	3	vs Kansas State (Sep 14, 2019)
	3	at Tennessee (Oct 12, 2019)
	3	vs LSU (Oct 19, 2019)
	3	at Texas A&M (Oct 26, 2019)
Interceptions By	2	vs Southern Miss (Sep 07, 2019)
	2	at Tennessee (Oct 12, 2019)
	2	vs Abilene Christian (Nov 23, 2019)
Punts	6	vs Kansas State (Sep 14, 2019)
	6	at Auburn (Sep 28, 2019)
Punting Avg	49.8	vs Southern Miss (Sep 07, 2019)
Long Punt	70	vs LSU (Oct 19, 2019)
Punts inside 20	3	vs Southern Miss (Sep 07, 2019)
Long Punt Return	40	at Louisiana (Aug 31, 2019)



2019 Mississippi State Football
Mississippi State Game Superlatives (as of Dec 20, 2019)
All games



OPPONENT INDIVIDUAL GAME HIGHS

Rushes	22	Isaiah Spiller, at Texas A&M (Oct 26, 2019)
Yards Rushing	114	Rakeem Boyd, at Arkansas (Nov 02, 2019)
TD Rushes	3	J. Whitlow, at Auburn (Sep 28, 2019)
	3	Najee Harris, vs Alabama (Nov 16, 2019)
Long Rush	52	Rakeem Boyd, at Arkansas (Nov 02, 2019)
Pass attempts	41	Sawyer Smith, vs Kentucky (Sep 21, 2019)
Pass completions	25	Joe Burrow, vs LSU (Oct 19, 2019)
	25	Anthony, L., vs Abilene Christian (Nov 23, 2019)
Yards Passing	335	Bo Nix, at Auburn (Sep 28, 2019)
TD Passes	4	Joe Burrow, vs LSU (Oct 19, 2019)
Long Pass	65	ABRAHAM, Jack, vs Southern Miss (Sep 07, 2019)
Receptions	11	Clark, K., vs Abilene Christian (Nov 23, 2019)
Yards Receiving	161	Seth Williams, at Auburn (Sep 28, 2019)
TD Receptions	2	Seth Williams, at Auburn (Sep 28, 2019)
Long Reception	65	MITCHELL, J., vs Southern Miss (Sep 07, 2019)
Field Goals	3	Cade York, vs LSU (Oct 19, 2019)
Long Field Goal	49	Cimaglia, B., at Tennessee (Oct 12, 2019)
Punts	6	Sam Loy, at Arkansas (Nov 02, 2019)
	6	Laryea, S., vs Abilene Christian (Nov 23, 2019)
Punting Avg	51.3	Max Duffy, vs Kentucky (Sep 21, 2019)
Long Punt	61	Devin Anctil, vs Kansas State (Sep 14, 2019)
Punts inside 20	3	Braden Mann, at Texas A&M (Oct 26, 2019)
Long Punt Return	26	Jaylen Waddle, vs Alabama (Nov 16, 2019)
Long Kickoff Return	100	Malik Knowles, vs Kansas State (Sep 14, 2019)
Tackles	13	Bumper Pool, at Arkansas (Nov 02, 2019)
Sacks	2.0	WILLIAMS, Ty, vs Southern Miss (Sep 07, 2019)
	2.0	Taylor, D., at Tennessee (Oct 12, 2019)
Tackles For Loss	3.0	Sam Williams, vs Ole Miss (Nov 28, 2019)
Interceptions	1	AJ Parker, vs Kansas State (Sep 14, 2019)
	1	Denzel Goolsby, vs Kansas State (Sep 14, 2019)
	1	Quandre Mosely, vs Kentucky (Sep 21, 2019)
	1	Warrior, N., at Tennessee (Oct 12, 2019)
	1	Flowers, T., at Tennessee (Oct 12, 2019)
	1	George, K., at Tennessee (Oct 12, 2019)
	1	JaCoby Stevens, vs LSU (Oct 19, 2019)
	1	Kristian Fulton, vs LSU (Oct 19, 2019)
	1	Devin Morris, at Texas A&M (Oct 26, 2019)
	1	Shane Lee, vs Alabama (Nov 16, 2019)



2019 Mississippi State Football
Mississippi State Game Superlatives (as of Dec 20, 2019)
All games



OPPONENT TEAM GAME HIGHS

Rushes	47	vs Ole Miss (Nov 28, 2019)
Yards Rushing	217	at Auburn (Sep 28, 2019)
Yards Per Rush	7.4	at Arkansas (Nov 02, 2019)
TD Rushes	6	at Auburn (Sep 28, 2019)
Pass attempts	42	vs Kentucky (Sep 21, 2019)
	42	vs Abilene Christian (Nov 23, 2019)
Pass completions	25	vs LSU (Oct 19, 2019)
	25	vs Abilene Christian (Nov 23, 2019)
Yards Passing	361	at Auburn (Sep 28, 2019)
Yards Per Pass	15.0	at Auburn (Sep 28, 2019)
TD Passes	4	vs LSU (Oct 19, 2019)
Total Plays	78	at Louisiana (Aug 31, 2019)
Total Offense	578	at Auburn (Sep 28, 2019)
Yards Per Play	8.5	vs Alabama (Nov 16, 2019)
Points	56	at Auburn (Sep 28, 2019)
Sacks By	7	at Tennessee (Oct 12, 2019)
First Downs	27	at Louisiana (Aug 31, 2019)
Penalties	7	vs Kansas State (Sep 14, 2019)
	7	vs LSU (Oct 19, 2019)
	7	vs Alabama (Nov 16, 2019)
Penalty Yards	88	vs LSU (Oct 19, 2019)
Turnovers	4	at Louisiana (Aug 31, 2019)
Interceptions By	3	at Tennessee (Oct 12, 2019)
Punts	6	at Arkansas (Nov 02, 2019)
	6	vs Abilene Christian (Nov 23, 2019)
Punting Avg	51.3	vs Kentucky (Sep 21, 2019)
Long Punt	61	vs Kansas State (Sep 14, 2019)
Punts inside 20	3	at Texas A&M (Oct 26, 2019)
Long Punt Return	26	vs Alabama (Nov 16, 2019)



2019 Mississippi State Football
Mississippi State By-Quarter Statistics (as of Dec 20, 2019)
All games



3rd-Down Conversions

Date	Opponent	Score	Overall		1st Qtr		2nd Qtr		3rd Qtr		4th Qtr		Overtime	
Aug 31, 2019	at Louisiana	W 38-28	4-9	44.4	1-2	50.0	2-3	66.7	1-2	50.0	0-2	0.0		
Sep 07, 2019	SOUTHERN MISS	W 38-15	3-9	33.3	1-1	100.0	0-2	0.0	1-2	50.0	1-4	25.0		
Sep 14, 2019	KANSAS STATE	L 24-31	4-14	28.6	0-2	0.0	2-4	50.0	2-4	50.0	0-4	0.0		
Sep 21, 2019	KENTUCKY	W 28-13	6-10	60.0	2-3	66.7	1-1	100.0	2-4	50.0	1-2	50.0		
Sep 28, 2019	at Auburn	L 23-56	3-12	25.0	1-4	25.0	1-3	33.3	0-2	0.0	1-3	33.3		
Oct 12, 2019	at Tennessee	L 10-20	5-12	41.7	1-3	33.3	2-3	66.7	1-3	33.3	1-3	33.3		
Oct 19, 2019	LSU	L 13-36	3-12	25.0	2-4	50.0	1-2	50.0	0-3	0.0	0-3	0.0		
Oct 26, 2019	at Texas A&M	L 30-49	4-11	36.4	0-3	0.0	0-3	0.0	3-3	100.0	1-2	50.0		
Nov 02, 2019	at Arkansas	W 54-24	8-13	61.5	1-2	50.0	2-5	40.0	2-2	100.0	3-4	75.0		
Nov 16, 2019	ALABAMA	L 7-38	3-12	25.0	1-2	50.0	0-3	0.0	0-2	0.0	2-5	40.0		
Nov 23, 2019	ABILENE CHRISTIAN	W 45-7	7-12	58.3	1-3	33.3	2-4	50.0	1-1	100.0	3-4	75.0		
Nov 28, 2019	OLE MISS	W 21-20	4-12	33.3	1-3	33.3	2-3	66.7	1-3	33.3	0-3	0.0		
Mississippi State			54-138	39.1	12-32	37.5	15-36	41.7	14-31	45.2	13-39	33.3	0-0	0.0
Opponents			52-139	37.4	15-34	44.1	17-40	42.5	9-30	30.0	11-35	31.4	0-0	0.0

4th-Down Conversions

Date	Opponent	Score	Overall		1st Qtr		2nd Qtr		3rd Qtr		4th Qtr		Overtime	
Aug 31, 2019	at Louisiana	W 38-28	0-1	0.0	0-1	0.0	0-0	0.0	0-0	0.0	0-0	0.0		
Sep 07, 2019	SOUTHERN MISS	W 38-15	0-0	0.0	0-0	0.0	0-0	0.0	0-0	0.0	0-0	0.0		
Sep 14, 2019	KANSAS STATE	L 24-31	0-1	0.0	0-0	0.0	0-0	0.0	0-0	0.0	0-1	0.0		
Sep 21, 2019	KENTUCKY	W 28-13	0-0	0.0	0-0	0.0	0-0	0.0	0-0	0.0	0-0	0.0		
Sep 28, 2019	at Auburn	L 23-56	1-2	50.0	1-1	100.0	0-0	0.0	0-0	0.0	0-1	0.0		
Oct 12, 2019	at Tennessee	L 10-20	1-1	100.0	0-0	0.0	0-0	0.0	0-0	0.0	1-1	100.0		
Oct 19, 2019	LSU	L 13-36	0-2	0.0	0-1	0.0	0-0	0.0	0-0	0.0	0-1	0.0		
Oct 26, 2019	at Texas A&M	L 30-49	2-2	100.0	0-0	0.0	1-1	100.0	0-0	0.0	1-1	100.0		
Nov 02, 2019	at Arkansas	W 54-24	1-1	100.0	1-1	100.0	0-0	0.0	0-0	0.0	0-0	0.0		
Nov 16, 2019	ALABAMA	L 7-38	1-4	25.0	0-0	0.0	0-0	0.0	0-1	0.0	1-3	33.3		
Nov 23, 2019	ABILENE CHRISTIAN	W 45-7	0-1	0.0	0-0	0.0	0-1	0.0	0-0	0.0	0-0	0.0		
Nov 28, 2019	OLE MISS	W 21-20	1-2	50.0	0-0	0.0	0-1	0.0	1-1	100.0	0-0	0.0		
Mississippi State			7-17	41.2	2-4	50.0	1-3	33.3	1-2	50.0	3-8	37.5	0-0	0.0
Opponents			9-16	56.2	0-2	0.0	2-3	66.7	3-4	75.0	4-7	57.1	0-0	0.0

Time of Possession

Date	Opponent	Score	Overall		1st Qtr		2nd Qtr		3rd Qtr		4th Qtr		Overtime	
Aug 31, 2019	at Louisiana	W 38-28	30:37		10:04		7:58		7:59		4:36			
Sep 07, 2019	SOUTHERN MISS	W 38-15	33:46		6:59		5:22		10:47		10:38			
Sep 14, 2019	KANSAS STATE	L 24-31	33:05		5:56		9:25		11:24		6:20			
Sep 21, 2019	KENTUCKY	W 28-13	33:06		5:52		9:44		10:42		6:48			
Sep 28, 2019	at Auburn	L 23-56	32:35		10:25		7:40		7:25		7:05			
Oct 12, 2019	at Tennessee	L 10-20	26:58		7:27		8:28		5:07		5:56			
Oct 19, 2019	LSU	L 13-36	34:21		9:41		8:03		7:47		8:50			
Oct 26, 2019	at Texas A&M	L 30-49	28:12		5:53		8:33		6:49		6:57			
Nov 02, 2019	at Arkansas	W 54-24	40:09		12:09		8:23		7:12		12:25			
Nov 16, 2019	ALABAMA	L 7-38	32:03		6:49		7:33		7:12		10:29			
Nov 23, 2019	ABILENE CHRISTIAN	W 45-7	26:54		7:21		6:40		4:47		8:06			
Nov 28, 2019	OLE MISS	W 21-20	31:19		9:08		6:43		5:30		9:58			
Mississippi State			Total	383:05	97:44		94:32		92:41		98:08		0:00	
			Avg.	31:55	8:08		7:52		7:43		8:10		0:00	
Opponents			Total	336:48	82:16		85:28		87:19		81:45		0:00	
			Avg.	28:04	6:51		7:07		7:16		6:48		0:00	



FLETCHER ADAMS

Defensive End

Senior • 6-2 • 265

Brandon, Miss. (Brandon)

Major: Interdisciplinary Studies



43

- Veteran defensive end who is in his fifth year with the program
- Saw his first career action in 2016 after redshirting in 2015
- Played in 45 career games with eight starts
- Recorded 75 career tackles, including 8.0 TFLs
- Against **Kentucky (9/21)**, recorded a sack for the second time in his career and the first since Kansas State last season and also forced a fumble for the second time as a Bulldog
- Collected a TFL **at #7 Auburn (9/28)**, marking his second straight game with a TFL
- Highest output in SEC game came **vs. #2 LSU (10/19)** as he tallied three tackles and one quarterback hurry ... Led all MSU defensive linemen in tackles vs. the Tigers
- Tallied two tackles and one quarterback hurry **at Texas A&M (10/26)** before exiting in the second half due to a season-ending lower body injury
- Underwent surgery for a season-ending lower body injury on Oct. 28

ADAMS' CAREER DEFENSIVE STATS

YEAR	G/S	UA	A	TT	TFL-YDS	SACKS-YDS	INT	PBU	FF	FR
2016	11/0	4	12	16	0.5-2	0.0-0	0	0	0	0
2017	13/6	9	17	26	3.5-15	0.5-2	0	1	1	0
2018	13/2	7	13	20	2.0-10	1.0-8	0	0	0	0
2019	8/0	7	6	13	2.0-8	1.0-4	0	0	1	0
TOTAL	45/8	27	48	75	8.0-35	2.5-14	0	1	2	0

ADAMS' 2019 GAME-BY-GAME DEFENSIVE STATS

OPPONENT	G/S	UA	A	TT	TFL-YDS	SACKS-YDS	INT	PBU	FF	FR
at Louisiana	1/0	0	0	0	0.0-0	0.0-0	0	0	0	0
Southern Miss	1/0	2	2	4	0.0-0	0.0-0	0	0	0	0
Kansas State	1/0	0	0	0	0.0-0	0.0-0	0	0	0	0
Kentucky	1/0	1	1	2	1.0-4	1.0-4	0	0	1	0
at Auburn	1/0	1	0	1	1.0-4	0.0-0	0	0	0	0
at Tennessee	1/0	1	0	1	0.0-0	0.0-0	0	0	0	0
LSU	1/0	1	2	3	0.0-0	0.0-0	0	0	0	0
at Texas A&M	1/0	1	1	2	0.0-0	0.0-0	0	0	0	0
at Arkansas					---DNP---					
Alabama					---DNP---					
Abilene Christian					---DNP---					
Ole Miss					---DNP---					
TOTAL	8/0	7	6	13	2.0-8	1-4	0	0	1	0



LEE AUTRY

Defensive Tackle

Senior • 6-2 • 305

Albemarle, N.C. (Itawamba [MS] CC)

Major: Interdisciplinary Studies

90

- Standout defensive tackle, who has seen action in three games this year
- Owns five career starts
- Missed eight games this season due to violation of team rules
- Made start **at Tennessee (10/12)** and picked up 0.5 sacks and one tackle for loss
- Matched season-high with three tackles and recorded one pass breakup **vs. Ole Miss (11/28)**

AUTRY'S CAREER DEFENSIVE STATS

YEAR	G/S	UA	A	TT	TFL-YDS	SACKS-YDS	INT	PBU	FF	FR
2018	13/1	2	9	11	0.0-0	0.0-0	0	0	0	0
2019	4/4	2	7	9	2.5-8	0.5-3	0	1	0	0
TOTAL	17/5	4	16	20	2.5-8	0.5-3	0	1	0	0

AUTRY'S 2019 GAME-BY-GAME DEFENSIVE STATS

OPPONENT	G/S	UA	A	TT	TFL-YDS	SACKS-YDS	INT	PBU	FF	FR
at Louisiana					---DNP---					
Southern Miss	1/1	0	2	2	0.5-3	0.0-0	0	0	0	0
Kansas State					---DNP---					
Kentucky	1/1	1	0	1	1.0-1	0.0-0	0	0	0	0
at Auburn					---DNP---					
at Tennessee	1/1	1	2	3	1.0-4	0.5-3	0	0	0	0
LSU					---DNP---					
at Texas A&M					---DNP---					
at Arkansas					---DNP---					
Alabama					---DNP---					
Abilene Christian					---DNP---					
Ole Miss	1/1	0	3	3	0.0-0	0.0-0	0	1	0	0
TOTAL	4/4	2	7	9	2.5-8	0.5-3	0	1	0	0



LOGAN BURNETT

Quarterback

Junior • 6-2 • 200

Pelham, Ala. (Bessemer Academy)

Major: Management



17

- A walk-on quarterback who provides depth at signal caller and the scout team
- Has seen playing time in six career contests and two this season
- Completed two career passes for 33 yards and has rushed once for three yards
- Made 2019 season debut in the second half **vs. Southern Miss (9/7)**, replacing true freshman Garrett Shrader for a snap after Shrader's helmet came off during the drive
- Saw his second action of the season in fourth quarter **at Arkansas (11/2)**, completing an 8-yard pass to Malik Dear in the final minute

BURNETT'S CAREER PASSING/RUSHING STATS

YEAR	G/S	CMP	ATT	INT	PCT	YDS	TD	LG	RUSH	YDS	TD	LG
2017	2/0	0	0	0	.000	0	0	0	0	0	0	0
2018	2/0	1	1	0	1.000	25	0	25	1	3	0	3
2019	2/0	1	1	0	1.000	8	0	8	0	0	0	0
TOTAL	6/0	2	2	0	1.000	33	0	25	1	3	0	3

BURNETT'S 2019 GAME-BY-GAME PASSING/RUSHING STATS

OPPONENT	G/S	CMP	ATT	INT	PCT	YDS	TD	LG	RUSH	YDS	TD	LG
at Louisiana					---DNP---							
Southern Miss	1/0	0	0	0	.000	0	0	0	0	0	0	0
Kansas State					---DNP---							
Kentucky					---DNP---							
at Auburn					---DNP---							
at Tennessee					---DNP---							
LSU					---DNP---							
at Texas A&M					---DNP---							
at Arkansas	1/0	1	1	0	1.000	8	0	8	0	0	0	0
Alabama					---DNP---							
Abilene Christian					---DNP---							
Ole Miss					---DNP---							
TOTAL	2/0	1	1	0	1.000	8	0	8	0	0	0	0



JACE CHRISTMANN

Kicker

Junior • 6-0 • 200

Houston, Texas (Memorial)

Major: Petroleum Engineering

47

- Walk-on kicker who has solidified himself as one of the best at his position in the SEC
- Earned 2017 Freshman All-America and All-SEC honors with his accuracy
- For his career, is 32-of-40 on field goals and 118-of-119 on PATs
- Career-long field goal made is 51 yards
- His career field goal percentage of .800 is tied with Brent Smith (2002-03, .800) for first in MSU career history
- Tied for fifth in program history with 32 career field goals made, two shy of tying for fourth
- Owns the school record in career PATs made (118) and attempted (119)
- Career .992 extra point percentage ranks 10th in FBS
- Converted a 47-yard FG early in the fourth quarter **vs. Kansas State (9/14)**
- His streak of consecutive made PATs came to a close **at #7 Auburn (9/28)** with 95 consecutive PATs made, an MSU career record
- Converted a career-long 51-yard FG attempt in the second quarter **at Tennessee (10/12)**, the first 50+ yard FG made by an MSU player since 2002
- In return to home state of Texas, drilled a 33-yard field goal in the second quarter **at Texas A&M (10/26)** and became just the second player in MSU history to convert over 100 PATs in a career with three on the day
- Shattered the MSU career record for PATs and became just the sixth player in school history with over 30 field goals made with his performance **at Arkansas (11/3)**
- Culminated a 7:23 drive in the fourth quarter against the Razorbacks with a 46-yarder and had a 26-yarder along with a perfect 6-of-6 on PATs
- Drilled a 40-yard field goal to cap a 4:09 drive in the fourth quarter **vs. Abilene Christian (11/23)** and was 6-of-6 on extra points for the second time this season
- Heads into the Music City Bowl having converted his last four field goal attempts

CHRISTMANN'S CAREER KICKING STATS

YEAR	G	ALL	1-19	20-29	30-39	40-49	50+	LG	BLK	PAT
2017	13	12-14	0-0	6-6	3-3	3-5	0-0	45	0	42-42
2018	13	12-16	2-2	2-2	4-5	4-7	0-0	47	0	41-41
2019	11	8-10	0-0	2-2	2-3	3-4	1-1	51	0	35-36
TOTAL	37	32-40	2-2	10-10	9-11	10-16	1-1	51	0	118-119

CHRISTMANN'S 2019 GAME-BY-GAME KICKING STATS

OPPONENT	MADE	MISSED	PAT
at Louisiana	---DNP---		
Southern Miss	30	43	5-5
Kansas State	47	---	3-3
Kentucky	---	---	4-4
at Auburn	27	---	2-3
at Tennessee	51	36	1-1
LSU	---	---	1-1
at Texas A&M	33	---	3-3
at Arkansas	26, 46	---	6-6
Alabama	---	---	1-1
Abilene Christian	40	---	6-6
Ole Miss	---	---	3-3
TOTAL	8-10	2	35-36



BRIAN COLE II

Safety

Senior • 6-2 • 210

Saginaw, Mich. (East Mississippi CC)

Major: Communications



32

- 2020 Senior Bowl Invite
- Athletic starting safety in his third season with the program
- Also sees action as a returner on special teams
- Voted a 2019 team captain by his teammates
- An SEC graduate, who earned his degree in interdisciplinary studies in May
- Saw his first career action in 2018 after redshirting in 2017
- Missed the majority of the 2018 season due to upper-body injury
- Played in 17 career contests with 16 starts
- Recorded 73 career tackles, including 10.5 TFLs and three sacks
- Finished the regular season second among SEC DBs with 7.5 tackles for loss and was tied for 24th overall in the league in TFLs in 2019
- Recovered a fumble at MSU's 48-yard line **vs. Louisiana (8/31)** for the first FR of his career
- Recorded a sack for a 7-yard loss in the second quarter **vs. Southern Miss (9/7)**
- It was his second career sack and first since Sept. 8, 2018 at Kansas State
- Led MSU's defense in the first half against Southern Miss with six tackles, closing the game tied for the team lead with seven total
- Finished the game against USM with seven tackles and a career-best TFLs (2.5) and sacks (1)
- Recorded a TFL for the third straight game with 2.0, including one sack for the second straight week, **vs. Kansas State (9/14)**
- Also forced the first fumble of his career with his strip sack against Kansas State
- Recorded the second interception of his career, picking off a pass in the end zone during the second quarter **at Tennessee (10/12)**
- It was his first interception since last season at Kentucky on Sept. 22, 2018
- Tied a then-career high with seven tackles **vs. #2 LSU (10/19)**, including 0.5 for loss and five solo
- Followed LSU performance up with a career-best and game-high nine tackles **at Texas A&M (10/26)** along with one QB hurry ... Six of his tackles were of the solo variety
- Was tied for second on the team with seven tackles **vs. Abilene Christian (11/23)** and recorded 0.5 TFLs
- Recovered his second fumble of the year **vs. Ole Miss (11/28)**

COLE'S CAREER DEFENSIVE STATS

YEAR	G/S	UA	A	TT	TFL-YDS	SACKS-YDS	INT	PBU	FF	FR
2018	5/4	5	6	11	3.0-7	1.0-1	1	0	0	0
2019	12/12	38	29	67	7.5-28	2.0-17	1	2	1	2
TOTAL	17/16	41	32	73	10.5-35	3.0-18	2	2	1	2

COLE'S 2019 GAME-BY-GAME DEFENSIVE STATS

OPPONENT	G/S	UA	A	TT	TFL-YDS	SACKS-YDS	INT	PBU	FF	FR
at Louisiana	1/1	3	0	3	1.0-3	0.0-0	0	0	0	1-0
Southern Miss	1/1	5	2	7	2.5-10	1.0-7	0	0	0	0
Kansas State	1/1	4	2	6	2.0-12	1.0-10	0	0	1	0
Kentucky	1/1	2	3	5	0.0-0	0.0-0	0	1	0	0
at Auburn	1/1	4	0	4	0.0-0	0.0-0	0	0	0	0
at Tennessee	1/1	3	2	5	1.0-2	0.0-0	1-0	0	0	0
LSU	1/1	5	2	7	0.5-0	0.0-0	0	0	0	0
at Texas A&M	1/1	6	3	9	0.0-0	0.0-0	0	0	0	0
at Arkansas	1/1	2	1	3	0.0-0	0.0-0	0	1	0	0
Alabama	1/1	1	5	6	0.0-0	0.0-0	0	0	0	0
Abilene Christian	1/1	1	6	7	0.5-1	0.0-0	0	0	0	0
Ole Miss	1/1	2	3	5	0.0-0	0.0-0	0	0	0	1-0
TOTAL	12/12	38	29	67	7.5-28	2.0-17	1-0	2	1	2-0



JADEN CRUMEDY

Defensive Tackle

Redshirt Freshman • 6-5 • 300

Hattiesburg, Miss. (Oak Grove)

Major: Undeclared

84

- Talented defensive tackle who is in his second year with the program
- Saw action in two contests as a true freshman before redshirting
- Played in 13 career games with seven starts
- Recorded 16 career tackles, including 1.0 for loss
- Made his first start at defensive tackle **vs. Louisiana (8/31)** and collected three solo stops
- Notched three tackles **at #7 Auburn (9/28)**, including the first tackle for loss of his career
- Made start against **#4 Alabama (11/16)** and performed well, collecting a career-best four tackles
- Recorded his first career sack in the third quarter **vs. Ole Miss (11/28)** for a loss of six yards

CRUMEDY'S CAREER DEFENSIVE STATS

YEAR	G/S	UA	A	TT	TFL-YDS	SACKS-YDS	INT	PBU	FF	FR
2018	2/0	0	0	0	0.0-0	0.0-0	0	0	0	0
2019	12/7	8	10	18	2.0-7	1.0-6	0	0	0	0
TOTAL	14/7	8	10	18	2.0-7	1.0-6	0	0	0	0

CRUMEDY'S 2019 GAME-BY-GAME DEFENSIVE STATS

OPPONENT	G/S	UA	A	TT	TFL-YDS	SACKS-YDS	INT	PBU	FF	FR
at Louisiana	1/1	3	0	3	0.0-0	0.0-0	0	0	0	0
Southern Miss	1/0	0	1	1	0.0-0	0.0-0	0	0	0	0
Kansas State	1/1	0	2	2	0.0-0	0.0-0	0	0	0	0
Kentucky	1/0	0	0	0	0.0-0	0.0-0	0	0	0	0
at Auburn	1/1	3	0	3	1.0-1	0.0-0	0	0	0	0
at Tennessee	1/0	0	1	1	0.0-0	0.0-0	0	0	0	0
LSU	1/1	0	1	1	0.0-0	0.0-0	0	0	0	0
at Texas A&M	1/1	0	1	1	0.0-0	0.0-0	0	0	0	0
at Arkansas	1/1	0	0	0	0.0-0	0.0-0	0	0	0	0
Alabama	1/1	1	3	4	0.0-0	0.0-0	0	0	0	0
Abilene Christian	1/0	0	0	0	0.0-0	0.0-0	0	0	0	0
Ole Miss	1/0	1	1	2	1.0-6	1.0-6	0	0	0	0
TOTAL	12/7	8	10	18	2.0-7	1.0-6	0	0	0	0



CAMERON DANTZLER

Cornerback
Junior • 6-2 • 185
Hammond, La. (St. Thomas Aquinas)
Major: Human Development/Family Sciences

3

- All-star candidate, who is in his second season as a starter
- Saw his first career action in 2017 after redshirting in 2016
- Played in 35 career games with 22 starts
- Recorded 108 career tackles, including 6.0 TFLs
- Produced five career interceptions and 20 pass breakups
- Leads MSU in passes defended this season with 10 (2 INT; 8 PBU)
- According to PFF, was sixth in overall grade (84.6) among SEC CBs in the 2019 regular season
- Also boasted a 94.5 pass rush grade, which was third in the conference
- Recorded an interception on **Louisiana's (8/31)** first offensive play of the game
- Matched career high with seven tackles against the Ragin' Cajuns and added the first fumble recovery of his career
- Did not see action **vs. Kansas State (9/14)** due to a lower-body injury
- Matched career high with three PBUs **vs. Kentucky (9/21)** and added five total tackles
- Collected his second interception of the season, picking off a pass in the corner of the end zone on **Tennessee's (10/12)** first possession of the game to eliminate a drive
- Tied a career high with seven tackles, including his first sack of the season early in the third quarter against **#2 LSU (10/19)**
- Also forced his first career fumble on that sack, when he took down Joe Burrow
- Missed the **Texas A&M (10/26)** game due to an upper body injury
- Returned to action **at Arkansas (11/2)** and made an impact, collecting five tackles, 0.5 for loss and registering a pass breakup in the first quarter
- Second on the team with a career-high nine tackles, all solo, **vs. Ole Miss (11/28)**

DANTZLER'S CAREER DEFENSIVE STATS

YEAR	G/S	UA	A	TT	TFL-YDS	SACKS-YDS	INT	PBU	FF	FR
2017	13/0	15	10	25	2.0-9	0-0	1	3	0	0
2018	13/13	32	11	43	2.0-12	1-9	2	9	0	0
2019	9/9	31	9	40	2.0-7	0.5-4	2	8	1	1
TOTAL	35/22	78	30	108	6.0-28	1.5-13	5	20	1	1

DANTZLER'S 2019 GAME-BY-GAME DEFENSIVE STATS

OPPONENT	G/S	UA	A	TT	TFL-YDS	SACKS-YDS	INT	PBU	FF	FR
at Louisiana	1/1	7	0	7	0.0-0	0.0-0	1-0	0	0	1-0
Southern Miss	1/1	1	0	1	0.0-0	0.0-0	0	1	0	0
Kansas State					---DNP---					
Kentucky	1/1	4	1	5	0.0-0	0.0-0	0	3	0	0
at Auburn	1/1	1	0	1	0.0-0	0.0-0	0	0	0	0
at Tennessee	1/1	1	1	2	0.0-0	0.0-0	1-0	0	0	0
LSU	1/1	3	4	7	0.5-4	0.5-4	0	2	1	0
at Texas A&M					---DNP---					
at Arkansas	1/1	3	2	5	0.5-1	0.0-0	0	1	0	0
Alabama	1/1	2	1	3	0.0-0	0.0-0	0	0	0	0
Abilene Christian					---DNP---					
Ole Miss	1/1	9	0	9	1.0-2	0.0-0	0	1	0	0
TOTAL	9/9	31	9	40	2.0-7	0.5-4	2-0	8	1	1-0



TUCKER DAY

Punter
Sophomore • 6-0 • 210
Brentwood, Tenn. (Brentwood)
Major: Marketing

37

- Versatile specialist that serves as the primary punter and is also in the mix for kickoff duties
- Recorded 93 career punts for 3,810 yards and a 41.0 average, which is the eighth-best mark in school history
- Longest punt of his career is 70 yards, which he has achieved twice
- Averaging 42.6 yards per punt in 2019, which is ninth in the SEC
- Averages 58.3 yards per kickoff for his career, including 57.4 in 2019 on 14 attempts
- Downed both of his fourth-quarter punts **vs. Louisiana (8/31)** at the 1-yard-line
- First two punts **vs. Southern Miss (9/7)** were both downed inside the 10-yard line
- Boomed a 55-yard punt during the fourth quarter **vs. Kansas State (9/14)**
- Punted three times for 147 yards, including a 50-yarder, to average 49.0 yards per punt **vs. Kentucky (9/21)**
- Averaged 42.6 yards on five punts against **#2 LSU (10/19)**, including a booming 70-yarder in the third quarter that tied his career high
- Averaged 44.7 yards on three punts **at Texas A&M (10/26)**, including his seventh 50-yarder of the year ... Also kicked off three times, averaging 60.3 ypk against the Aggies
- Downed two of his three punts inside the 20 **vs. Abilene Christian (11/23)** and kicked off twice
- Punted five times, allowing just eight total return yards **vs. Ole Miss (11/28)**
- Has booted a 50-plus yarder in eight out of 12 games this season

DAY'S CAREER PUNTING STATS

YEAR	G	NO	YDS	LG	AVG	I20	50+
2017	2	0	0	0	0.0	0	0
2018	13	47	1851	70	39.4	13	4
2019	12	46	1959	70	42.6	12	9
TOTAL	27	93	3810	70	41.0	25	13

DAY'S 2019 GAME-BY-GAME PUNTING STATS

OPPONENT	NO	YDS	LG	AVG	I20
Louisiana	2	80	42	40.0	2
Southern Miss	4	199	59	49.8	3
Kansas State	6	242	55	40.3	0
Kentucky	3	147	50	49.0	0
at Auburn	4	168	45	42.0	1
at Tennessee	4	173	56	43.2	0
LSU	5	214	70	42.8	1
at Texas A&M	3	134	50	44.7	0
at Arkansas	2	86	50	43.0	0
Alabama	5	197	48	39.4	1
Abilene Christian	3	101	45	33.7	2
Ole Miss	5	218	51	43.6	2
TOTAL	46	1959	70	42.6	12



MALIK DEAR

Wide Receiver

Senior • 5-9 • 220

Jackson, Miss. (Murrah)

Major: Workforce Education Leadership



9

- Veteran wide receiver in his fourth season with the program
- Also sees action as a returner on special teams and as a backup running back
- An SEC graduate, who earned his degree in kinesiology last December
- Saw his first career action in 2015 and redshirted the 2017 season due to an ACL injury
- Played in 46 games with nine starts and accounted for six touchdowns
- Returned a punt 40 yards to **Louisiana's (8/31)** 12-yard line at the 13:14 mark in the fourth quarter to set up an MSU score the following play
- The 40-yard punt return was the longest return of his career
- Caught his first passes of the season **vs. Kentucky (9/21)** for 28 total yards and also lined up at running back for one rushing attempt against the Wildcats
- Hauled in his third catch of the season, an 8-yarder in the fourth quarter **at Arkansas (11/2)**

DEAR'S CAREER RECEIVING STATS

YEAR	G/S	REC	YDS	AVG	TD	LP/OPPONENT
2015	11/0	22	217	9.9	2	27/LA TECH
2016	12/9	23	264	11.5	2	33/SAMFORD
2018	11/0	1	12	12.0	0	12/LOUISIANA
2019	12/0	3	36	12.0	0	20/KENTUCKY
TOTAL	46/9	49	529	10.8	4	33/SAMFORD

DEAR'S CAREER PUNT RETURN STATS

YEAR	G/S	PR	YDS	AVG	LG	TD
2015	11/0	1	7	7.0	7	0
2016	12/9	0	0	0.0	0	0
2018	11/0	3	9	3.0	9	0
2019	12/0	7	52	7.4	40	0
TOTAL	46/9	11	68	6.2	40	0

DEAR'S 2019 GAME-BY-GAME RECEIVING STATS

OPPONENT	G/S	REC	YDS	AVG	TD	LG
Louisiana	1/0	0	0	0.0	0	0
Southern Miss	1/0	0	0	0.0	0	0
Kansas State	1/0	0	0	0.0	0	0
Kentucky	1/0	2	28	14.0	0	20
at Auburn	1/0	0	0	0.0	0	0
at Tennessee	1/0	0	0	0.0	0	0
LSU	1/0	0	0	0.0	0	0
at Texas A&M	1/0	0	0	0.0	0	0
at Arkansas	1/0	1	8	8.0	0	8
Alabama	1/0	0	0	0.0	0	0
Abilene Christian	1/0	0	0	0.0	0	0
Ole Miss	1/0	0	0	0.0	0	0
TOTAL	12/0	3	36	12.0	0	20



MARTIN EMERSON JR.

Cornerback

Freshman • 6-2 • 195

Pensacola, Fla. (Pine Forest)

Major: Undeclared

1

- A physical playmaker with quality size and speed
- Appeared in 12 games with four starts as a true freshman for the Bulldogs
- Made collegiate debut **vs. Louisiana (8/31)** and collected one tackle
- Notched his first career INT in the fourth quarter **vs. Southern Miss (9/7)**, returning the pick 45 yards to set up an MSU touchdown
- First Bulldog true freshman to record an interception since 2012 Jim Thorpe Award winner Johnthan Banks did so in 2009
- Turned in solid performance **at #7 Auburn (9/8)**, totaling a career-high six tackles and his first tackle for loss as a Bulldog
- Made his first career start in place of an injured Maurice Smithman **vs. #2 LSU (10/19)** and notched five tackles
- In his first career SEC road start **at Texas A&M (10/26)**, collected two tackles
- Logged three tackles, a pass breakup and his first career forced fumble, knocking the ball out in the fourth quarter **at Arkansas (11/2)** ... fumble was recovered by Willie Gay Jr.
- Recorded half a TFL in start **vs. Abilene Christian (11/23)** with five total tackles

EMERSON'S CAREER DEFENSIVE STATS

YEAR	G/S	UA	A	TT	TFL-YDS	SACKS-YDS	INT	PBU	FF	FR
2019	12/4	16	13	29	1.5-1	0.0-0	1	1	1	0
TOTAL	12/4	16	13	29	1.5-1	0.0-0	1	1	1	0

EMERSON'S 2019 GAME-BY-GAME DEFENSIVE STATS

OPPONENT	G/S	UA	A	TT	TFL-YDS	SACKS-YDS	INT	PBU	FF	FR
at Louisiana	1/0	1	0	1	0.0-0	0.0-0	0	0	0	0
Southern Miss	1/0	0	0	0	0.0-0	0.0-0	1-45	0	0	0
Kansas State	1/0	1	1	2	0.0-0	0.0-0	0	0	0	0
Kentucky	1/0	1	1	2	0.0-0	0.0-0	0	0	0	0
at Auburn	1/0	4	2	6	1.0-1	0.0-0	0	0	0	0
at Tennessee	1/0	0	1	1	0.0-0	0.0-0	0	0	0	0
LSU	1/1	1	4	5	0.0-0	0.0-0	0	0	0	0
at Texas A&M	1/1	1	1	2	0.0-0	0.0-0	0	0	0	0
at Arkansas	1/0	3	0	3	0.0-0	0.0-0	0	1	1	0
Alabama	1/0	1	0	1	0.0-0	0.0-0	0	0	0	0
Abilene Christian	1/1	2	3	5	0.5-0	0.0-0	0	0	0	0
Ole Miss	1/1	1	0	1	0.0-0	0.0-0	0	0	0	0
TOTAL	12/4	16	13	29	1.5-1	0.0-0	1-45	1	1	0



CAMERON GARDNER

Wide Receiver

Redshirt Freshman • 6-4 • 220

Starkville, Miss. (Starkville)

Major: Undeclared

18

- Sure-handed receiver in his second season with the program
- Played in 15 career games with one start
- Made the first start of his collegiate career **vs. Louisiana (8/31)**
- Recorded a 7-yard reception, the first of his career, **vs. Southern Miss (9/7)**

GARDNER'S CAREER RECEIVING STATS

YEAR	G/S	REC	YDS	AVG	TD	LP/OPPONENT
2018	3/0	0	0	0.0	0	N/A
2019	12/1	1	7	7.0	0	7/USM
TOTAL	15/1	1	7	7.0	0	7/USM

GARDNER'S 2019 GAME-BY-GAME RECEIVING STATS

OPPONENT	G/S	REC	YDS	AVG	TD	LG
at Louisiana	1/1	0	0	0.0	0	0
Southern Miss	1/0	1	7	7.0	0	7
Kansas State	1/0	0	0	0.0	0	0
Kentucky	1/0	0	0	0.0	0	0
at Auburn	1/0	0	0	0.0	0	0
at Tennessee	1/0	0	0	0.0	0	0
LSU	1/0	0	0	0.0	0	0
at Texas A&M	1/0	0	0	0.0	0	0
at Arkansas	1/0	0	0	0.0	0	0
Alabama	1/0	0	0	0.0	0	0
Abilene Christian	1/0	0	0	0.0	0	0
Ole Miss	1/0	0	0	0.0	0	0
TOTAL	12/1	1	7	7.0	0	7



WILLIE GAY JR.

Linebacker

Junior • 6-2 • 240

Starkville, Miss. (Starkville)

Major: Psychology

6

- Strong, physically imposing linebacker who is coming off a breakout sophomore campaign
- Teams with Erroll Thompson to form one of the elite linebacker tandems in the country
- Started six games at WILL linebacker for the nation's No. 1 defense in 2018
- Fifth among SEC defensive players with a 90.4 coverage grade according to PFF and is one of just seven players rated above 90.0 in that category
- Played in 30 career games with six starts
- Missed eight games this season due to violation of team rules
- Returned an interception 52 yards for a touchdown in his season debut **vs. Kentucky (9/21)** ... It was also his first play of the season
- TD was MSU's first pickoff returned for a score and first defensive TD since 2017 against UMass (J.T. Gray, 58 yards)
- Recovered a fumble and recorded five tackles, including 0.5 TFLs, **at Arkansas (11/2)**
- Recovered a fumble and returned it for 20 yards **vs. Ole Miss (11/28)** while also recording a pass breakup
- Fumble recovery led to State's game-winning touchdown drive
- Has registered a takeaway in three of his four games this season

GAY JR.'S CAREER DEFENSIVE STATS

YEAR	G/S	UA	A	TT	TFL-YDS	SACKS-YDS	INT	PBU	FF	FR
2017	13/0	8	15	23	2.0-7	1.0-4	0	2	1	0
2018	13/6	20	28	48	5.5-47	5.0-46	2	1	0	1
2019	4/0	7	10	17	2.5-4	0.0-0	1	1	0	2
TOTAL	30/6	35	53	98	10.0-58	6.0-50	3	3	1	2

GAY JR.'S 2019 GAME-BY-GAME DEFENSIVE STATS

OPPONENT	G/S	UA	A	TT	TFL-YDS	SACKS-YDS	INT	PBU	FF	FR
at Louisiana					---	DNP---				
Southern Miss					---	DNP---				
Kansas State					---	DNP---				
Kentucky	1/0	1	1	2	1.0-2	0.0-0	1-52	0	0	0
at Auburn					---	DNP---				
at Tennessee	1/0	1	4	5	0.0-0	0.0-0	0	0	0	0
LSU					---	DNP---				
at Texas A&M					---	DNP---				
at Arkansas	1/0	2	3	5	0.5-1	0.0-0	0	0	0	1-0
Alabama					---	DNP---				
Abilene Christian					---	DNP---				
Ole Miss	1/0	3	2	5	1.0-1	0-0.0	0	1	0	1-20
TOTAL	4/0	7	10	17	2.5-4	0.0-0	1-52	1	0	2-20



NICK GIBSON

Running Back

Senior • 5-11 • 215

Birmingham, Ala. (Pinson Valley)

Major: Kinesiology



21

- Senior running back who serves as the primary backup to Kylin Hill
- Saw his first career action in 2016 after redshirting in 2015
- Appeared in 35 contests with one career start
- Scored third career rushing TD on an 8-yard run in the second quarter **vs. Louisiana (8/31)**
- It was his first score on the ground since Nov. 17, 2018 vs. Arkansas
- Added his second rushing touchdown of the season and his fourth of his career going untouched on a 13-yard rush during the second quarter **vs. Southern Miss (9/7)**
- Did not see action **vs. Kansas State (9/14)** and **vs. Kentucky (9/21)** due to a lower-body injury
- Hauled in a career-long 24 yard catch in the second quarter **vs. #2 LSU (10/19)**
- Exploded for a career-best 129 yards on 12 carries and one touchdown **at Arkansas (11/2)**
- It was the first 100-yard game of his career as he averaged 10.8 yards per carry, including a career-long 47-yard touchdown with 8:22 left in the fourth quarter against the Hogs
- Saw significant action in second half **vs. #4 Alabama (11/16)**, recording 60 all-purpose yards
- Scored the Bulldogs' opening touchdown with a four-yard carry **vs. Abilene Christian (11/23)**
- Scored the first points of the game with a 27-yard touchdown carry **vs. Ole Miss (11/28)**
- Added a 30-yard run on State's first offensive snap of the first quarter
- Has scored a touchdown in back-to-back games and in three of the last four contests

GIBSON'S CAREER RUSHING/RECEIVING STATS

YEAR	G/S	RUSH	YDS	AVG	TD	LG	REC	YDS	AVG	TD	LG
2016	3/0	9	57	6.3	0	14	0	0	0.0	0	0
2017	13/1	45	239	5.3	1	39	3	25	8.3	0	12
2018	9/0	27	205	7.6	1	62	5	36	7.2	0	12
2019	10/0	47	379	8.1	5	47	3	28	9.3	0	24
Total	35/1	128	880	6.9	7	62	11	89	8.1	0	24

GIBSON'S 2019 GAME-BY-GAME RUSHING/RECEIVING STATS

OPPONENT	G/S	RUSH	YDS	AVG	TD	LG	REC	YDS	AVG	TD	LG
at Louisiana	1/0	2	27	13.5	1	19	0	0	0.0	0	0
Southern Miss	1/0	5	31	6.2	1	13	0	0	0.0	0	0
Kansas State							---	DNP---			
Kentucky							---	DNP---			
at Auburn	1/0	1	-1	-1.0	0	0	0	0	0.0	0	0
at Tennessee	1/0	2	5	2.5	0	4	0	0	0.0	0	0
LSU	1/0	2	-3	-1.5	0	1	1	24	24.0	0	24
at Texas A&M	1/0	3	25	8.3	0	0	0	0	0.0	0	0
at Arkansas	1/0	12	129	10.8	1	47	0	0	0.0	0	0
Alabama	1/0	9	56	6.2	0	20	2	4	2.0	0	5
Abilene Christian	1/0	8	53	6.6	1	13	0	0	0.0	0	0
Ole Miss	1/0	3	57	19.0	1	30	0	0	0.0	0	0
TOTAL	10/0	47	379	8.1	5	47	3	28	9.3	0	24



FARROD GREEN

Tight End

Senior • 6-4 • 240

Wesson, Miss. (Wesson Attendance Center)

Major: Human Development/Family Sciences



82

- Hard-nosed and experienced tight end who is in his fifth season
- Saw his first career action in 2016 after redshirting in 2015
- Punishing blocker and because of his physical ability, has also seen action on special teams
- Played in 50 career games with 33 starts
- Collected 49 career receptions for 610 yards and two touchdowns, including one this season
- Recorded three receptions for 36 yards **vs. Kentucky (9/21)** for his first multi-reception game of his senior season
- Hauled in a 47-yard completion from Garrett Shrader late in the second quarter **at #7 Auburn (9/28)**, the Bulldogs' longest passing play from scrimmage this season
- Equaled a career high in catches (3) and set a career high in receiving yards (69) at Auburn
- Eclipsed the 500-yard receiving mark for his career with an 11-yard catch **vs. #2 LSU (10/19)** in the second quarter
- Made two grabs for 23 yards **at Texas A&M (10/26)**, including a 19-yarder that set up a field goal
- Caught his first touchdown since his redshirt freshman year on a 3-yard pass from Tommy Stevens with 10:33 left in the third quarter **at Arkansas (11/2)**
- Caught a 30-yard pass from Tommy Stevens in the third quarter **vs. #4 Alabama (11/16)**
- Extended his streak of catches with three **vs. Abilene Christian (11/23)**, which also marked his fourth game this season with multiple receptions
- Caught one pass for 23 yards **vs. Ole Miss (11/28)** to surpass 600 yards for his career
- Enters the bowl game with a catch in 10 straight contests

GREEN'S CAREER RECEIVING STATS

YEAR	G/S	REC	YDS	AVG	TD	LP/OPPONENT
2016	12/8	11	121	11.0	1	18/ALABAMA
2017	13/13	9	174	19.3	0	62/CSU
2018	13/0	11	81	7.4	0	13/AUBURN
2019	12/12	18	234	13.0	1	47/AUBURN
TOTAL	50/33	49	610	12.4	2	62/CSU

GREEN'S 2019 GAME-BY-GAME RECEIVING STATS

OPPONENT	G/S	REC	YDS	AVG	TD	LG
at Louisiana	1/1	1	3	3.0	0	3
Southern Miss	1/1	0	0	0.0	0	0
Kansas State	1/1	1	13	13.0	0	13
Kentucky	1/1	3	20	6.7	0	13
at Auburn	1/1	3	69	23.0	0	47
at Tennessee	1/1	1	9	9.0	0	9
LSU	1/1	1	11	11.0	0	11
at Texas A&M	1/1	2	23	11.5	0	19
at Arkansas	1/1	1	3	3.0	1	3
Alabama	1/1	1	30	30.0	0	30
Abilene Christian	1/1	3	30	10.0	0	13
Ole Miss	1/1	1	23	23.0	0	23
TOTAL	12/12	18	234	13.0	1	47



STEPHEN GUIDRY

Wide Receiver
Senior • 6-4 • 200
New Roads, La. (Hinds [MS] CC)
Major: Interdisciplinary studies



1

- A big-play threat who can stretch the field
- The team leader in receiving yards (440) during his first year with the program in 2018
- Played in 24 career games with 13 starts
- Totaled 751 career receiving yards and seven touchdowns
- 19 of his 24 receptions this season have gone for a first down or touchdown
- Hauled in an 11-yard TD reception in the second quarter **vs. Southern Miss (9/7)**, becoming the third different MSU receiver with a receiving TD this season
- Did not see action **vs. Kentucky (9/21)** due to injury
- Hauled in his second touchdown of the season with a 9-yard catch from Garrett Shrader in the first quarter **at #7 Auburn (2/28)**
- Caught two passes for 36 total yards, including a 19-yard reception **at Tennessee (10/12)**
- Breakout game **vs. #2 LSU (10/19)**, catching a career-high six passes for a team-leading 98 yards and one touchdown ... The 98 receiving yards were a single-game high for an MSU player this season ... TD was on a 24-yard strike that accounted for the Bulldogs' final score
- Provided arguably the best catch of his career, going up in the endzone for a 32-yard TD reception - his longest of the season - in the second quarter **at Texas A&M (10/26)** ... Finished the game with two receptions for 59 yards
- Has caught at least one pass in eight straight games

GUIDRY'S CAREER RECEIVING STATS

YEAR	G/S	REC	YDS	AVG	TD	LP/OPPONENT
2018	13/5	19	440	23.2	3	84/TEXAS A&M
2019	11/8	24	311	13.0	4	32/TEXAS A&M
TOTAL	24/13	43	751	17.5	7	84/TEXAS A&M

GUIDRY'S 2019 GAME-BY-GAME RECEIVING STATS

OPPONENT	G/S	REC	YDS	AVG	TD	LG
Louisiana	1/0	4	36	9.0	0	19
Southern Miss	1/1	3	32	10.7	1	11
Kansas State	1/1	0	0	0.0	0	0
Kentucky	---DNP---					
at Auburn	1/1	1	9	9.0	1	9
at Tennessee	1/0	2	36	18.0	0	19
LSU	1/1	6	98	16.3	1	24
at Texas A&M	1/1	2	59	29.5	1	32
at Arkansas	1/1	1	8	8.0	0	8
Alabama	1/0	3	18	6.0	0	10
Abilene Christian	1/1	1	8	8.0	0	8
Ole Miss	1/1	1	7	7.0	0	7
TOTAL	11/8	24	311	13.0	4	32



KYLIN HILL

Running Back
Junior • 5-11 • 215
Columbus, Miss. (Columbus)
Major: Psychology

8

- 2019 Conerly Trophy winner as top player in state of Mississippi
- SEC Offensive Player of the Week **(at Arkansas, 2019)**
- Shifty, powerful running back who is in his second season as a starter
- Appeared in 36 contests with 23 career starts
- Has not fumbled in 430 career carries
- Led the SEC in overall rushing yards with 1,347, which was 12th nationally in the 2019 regular season
- 2019 rushing yards rank fourth in MSU single-season history and are just 44 yards shy of matching the school record
- Would become the first Bulldog to run for 1,400 yards in a season with 53 more yards
- Boasts 2,474 career yards on the ground, which is ninth in program history and 47 yards shy of eighth on State's all-time list
- Collected 11 career 100-yard rushing contests, which is sixth in MSU history
- His eight 100-yard rushing games this season are tied for the MSU single-season record
- His four 150-yard rushing games are the most in a season by a Bulldog since at least 2000
- Second in the SEC in rushing yards after contact with 684
- Totaled 40 rushes of 10+ yards this season, which is third in the SEC lead and is tied for ninth nationally, and boasts 12 carries of 20+ yards, which is tied for 13th in the nation
- Game-high 197 yards rushing on 27 carries and had a rushing TD **vs. Louisiana (8/31)**
- With 123 rushing yards **vs. Southern Miss (9/7)**, joined RB Vick Ballard as the only MSU players with 100+ rushing yards in each of the first two games of a season since 1999
- His 100-yard rushing game snapped Southern Miss' streak of 15 consecutive games without allowing a 100-yard rusher
- Racked up five 15+ yards plays from scrimmage against the Golden Eagles (1 receiving, 4 rushing), highlighted by a pair of 22-yard runs
- Totaled 111 yards on 24 carries **vs. Kansas State (9/14)**
- Logged his fourth run of 20+ yards this season with a 22-yard carry in the second quarter against the Wildcats
- Rushed for 120 yards on 26 carries with a career-best three touchdowns **vs. Kentucky (9/21)**, which including a leaping score from the 4-yard line as he extended the ball inside the pylon for a touchdown
- First MSU running back with three or more rushing touchdowns in a game since Vick Ballard had three in 2011 against Memphis and the first to do so in an SEC game since 2010
- Responded with 150 yards rushing on 21 carries **at Texas A&M (10/26)**, his fifth 100-yard game of the season ... Reeled off a season-long 39-yard run and scored a 1-yard TD ... 81 of his 150 yards were after contact
- Tabbed SEC Offensive Player of the Week after a career performance **at Arkansas (11/2)**, in which he rushed for 234 yards - the fifth-most by an MSU player in history - with a career-best three touchdowns
- The 234 rushing yards were the most by an SEC player in a conference game since LSU's Derrius Guice logged 276 vs. Ole Miss on Oct. 21, 2017 ... 110 of the yards came after contact
- Became the first player in school history with over 230 yards rushing and three touchdowns in the same game
- Became the first player in the SEC with 10 TDs and 1,000+ rushing yards with a one-yard touchdown run in the first quarter **vs. Alabama (11/16)**
- Carry marked his third straight game with a rushing touchdown and sixth different game with a score on the ground this year
- First Bulldog with at least 10 rushing touchdowns in a season since Josh Robinson (2014)
- Entered MSU's top-10 list for single-season rushing yards on his second carry **vs. Abilene Christian (11/23)**, which was 19 yards
- Went over 200 yards from scrimmage for the third time this year, totaling 237 yards (153 rush + 84 pass)
- Scored on a career-long 88-yard touchdown reception in the second quarter against the Wildcats, which marked the third-longest passing play and seventh-longest play from scrimmage in school history
- Catch was the longest by an SEC player this season and tied for the longest by an FBS running back in 2019
- Recorded 132 yards vs. Ole Miss (11/28) to become just the fifth MSU player with multiple 100-yard rushing games against Ole Miss since 1950
- Is one of just two players to post 100+ rushing outings in consecutive matchups with the Rebels
- Enters the bowl game with at least one touchdown from scrimmage in 10 of his last 15 games

KYLIN HILL

HILL'S CAREER RUSHING/RECEIVING STATS

YEAR	G/S	RUSH	YDS	AVG	TD	LG	REC	YDS	AVG	TD	LG
2017	13/0	78	393	5.0	2	30	4	38	9.5	0	17
2018	11/11	117	734	6.3	4	52	22	176	8.0	4	53
2019	12/12	235	1347	5.7	10	62	17	174	10.2	1	88
TOTAL	36/23	430	2474	5.8	16	62	43	388	9.0	5	88

HILL'S 2019 GAME-BY-GAME RUSHING/RECEIVING STATS

OPPONENT	G/S	RUSH	YDS	AVG	TD	LG	REC	YDS	AVG	TD	LG
at Louisiana	1/1	27	197	7.3	1	20	1	10	10.0	0	10
Southern Miss	1/1	14	123	8.8	1	22	2	19	9.5	0	15
Kansas State	1/1	24	111	4.6	0	22	2	20	10.0	0	12
Kentucky	1/1	26	120	4.6	3	18	0	0	0.0	0	0
at Auburn	1/1	17	45	2.6	0	13	2	21	10.5	0	18
at Tennessee	1/1	11	13	0.8	0	4	0	0	0.0	0	0
LSU	1/1	15	34	2.3	0	11	1	5	5.0	0	5
at Texas A&M	1/1	21	150	7.1	1	39	1	-8	-8.0	0	0
at Arkansas	1/1	21	234	11.1	3	62	1	1	1.0	0	1
Alabama	1/1	16	35	2.2	1	7	3	21	7.0	0	19
Abilene Christian	1/1	16	153	9.6	0	22	3	87	28.0	1	88
Ole Miss	1/1	27	132	4.9	0	28	1	1	1.0	0	1
TOTAL	12/12	235	1347	5.7	10	62	17	174	10.2	1	88



DONTEA JONES

Tight End

Junior • 6-4 • 250

McCool, Miss. (Jireh [NC] Prep)

Major: Interdisciplinary Studies

84

- Athletic playmaker that holds a pivotal role at tight end
- Saw his first career action in 2017 after redshirting in 2016
- Played in 27 career games as a reserve tight end
- Made 10 career catches for 110 yards and a touchdown

JONES' CAREER RECEIVING STATS

YEAR	G/S	REC	YDS	AVG	TD	LP/OPPONENT
2017	4/0	0	0	0.0	0	NA
2018	12/0	4	66	16.5	1	21/KSTATE
2019	11/0	6	44	7.3	0	14/LOUISIANA
TOTAL	27/0	10	110	11.0	1	21/KSTATE

JONES' 2019 GAME-BY-GAME RECEIVING STATS

OPPONENT	G/S	REC	YDS	AVG	TD	LG
at Louisiana	1/0	1	14	14.0	0	14
Southern Miss	1/0	2	9	4.5	0	6
Kansas State	1/0	1	12	12.0	0	12
Kentucky	1/0	0	0	0.0	0	0
at Auburn	1/0	0	0	0.0	0	0
at Tennessee			---DNP---			
LSU	1/0	0	0	0.0	0	0
at Texas A&M	1/0	0	0	0.0	0	0
at Arkansas	1/0	0	0	0.0	0	0
Alabama	1/0	0	0	0.0	0	0
Abilene Christian	1/0	2	9	4.5	0	5
Ole Miss	1/0	0	0	0.0	0	0
TOTAL	11/0	6	44	7.3	0	14



JARRIAN JONES

Cornerback

Freshman • 6-0 • 190

Brandon, Miss. (Northwest Rankin)

Major: Undeclared

2

- A versatile athlete who is coming off an extremely productive high school career
- Appeared in 10 games with one start as a true freshman cornerback for the Bulldogs
- Made collegiate debut **vs. Louisiana (8/31)**, collecting a tackle
- Recovered a muffed punt **vs. Kansas State (9/14)** for the first fumble recovery of his career
- Added the first pass break-up of his career versus the Wildcats
- Totaled a career-high two tackles **at #7 Auburn (9/23)**
- Made his first career start in place of an injured Cameron Dantzler **at Texas A&M (10/26)** and recorded one pass breakup on the first drive of the game
- Did not play **at Arkansas (11/2)** due to an upper body injury
- Totaled a career-high six tackles, including to solo stops **vs. Abilene Christian (11/23)**

JONES' CAREER DEFENSIVE STATS

YEAR	G/S	UA	A	TT	TFL-YDS	SACKS-YDS	INT	PBU	FF	FR
2019	10/1	6	5	11	0.0-0	0.0-0	0	2	0	1
TOTAL	10/1	6	5	11	0.0-0	0.0-0	0	2	0	1

JONES' 2019 GAME-BY-GAME DEFENSIVE STATS

OPPONENT	G/S	UA	A	TT	TFL-YDS	SACKS-YDS	INT	PBU	FF	FR
at Louisiana	1/0	1	0	1	0.0-0	0.0-0	0	0	0	0
Southern Miss	1/0	0	1	1	0.0-0	0.0-0	0	0	0	0
Kansas State	1/0	0	0	0	0.0-0	0.0-0	0	1	0	1-0
Kentucky	1/0	0	0	0	0.0-0	0.0-0	0	0	0	0
at Auburn	1/0	2	0	2	0.0-0	0.0-0	0	0	0	0
at Tennessee	1/0	0	0	0	0.0-0	0.0-0	0	0	0	0
LSU	1/0	1	0	1	0.0-0	0.0-0	0	0	0	0
at Texas A&M	1/1	0	0	0	0.0-0	0.0-0	0	1	0	0
at Arkansas					---DNP---					
Alabama					---DNP---					
Abilene Christian	1/1	2	4	6	0.0-0	0.0-0	0	0	0	0
Ole Miss	1/0	0	0	0	0.0-0	0.0-0	0	0	0	0
TOTAL	10/1	6	5	11	0.0-0	0.0-0	0	2	0	1-0



KOBE JONES

Defensive End

Junior • 6-4 • 270

Starkville, Miss. (Starkville)

Major: Business Administration



52

- Wuerffel Trophy Watch List
- All-State AFCA Good Works Team Nominee
- Powerful defensive lineman who is in his third season
- Made his much-anticipated debut in 2017 after redshirting in 2016
- Has seen the field in 38 career games, making one start
- Collected 66 career total tackles, including 14.5 for loss and 3.0 sacks
- Has a forced fumble and recovered fumble to his credit
- Totaled three tackles **at #7 Auburn (9/28)**, logging his first tackle for loss of the season with a 4-yard sack
- Recorded a TFL for the second straight game **at Tennessee (10/12)**, closing the game with three total tackles
- Came off the bench and picked up two tackles, including 0.5 for loss, **vs. #2 LSU (10/19)**
- Registered one half sack for a loss of seven yards **vs. Abilene Christian (11/23)**
- Picked up half a sack for a loss of five yards **vs. Ole Miss (11/28)**
- Was the Bulldogs' second-highest graded defender in the game according to PFF at 82.2, which was fifth in the SEC in Week 14

JONES' CAREER DEFENSIVE STATS

YEAR	G/S	UA	A	TT	TFL-YDS	SACKS-YDS	INT	PBU	FF	FR
2017	13/0	8	10	18	4.5-15	1.0-9	0	0	1	0
2018	13/1	12	10	22	6.5-14	0.0-0	0	0	0	1
2019	12/0	11	15	26	3.5-17	2.0-16	0	0	0	0
TOTAL	38/1	31	36	66	14.5-46	3.0-25	0	0	1	1

JONES' 2019 GAME-BY-GAME DEFENSIVE STATS

OPPONENT	G/S	UA	A	TT	TFL-YDS	SACKS-YDS	INT	PBU	FF	FR
at Louisiana	1/0	1	1	2	0.0-0	0.0-0	0	0	0	0
Southern Miss	1/0	0	2	2	0.0-0	0.0-0	0	0	0	0
Kansas State	1/0	0	1	1	0.0-0	0.0-0	0	0	0	0
Kentucky	1/0	0	3	3	0.0-0	0.0-0	0	0	0	0
at Auburn	1/0	3	0	3	1.0-4	1.0-4	0	0	0	0
at Tennessee	1/0	1	2	3	1.0-1	0.0-0	0	0	0	0
LSU	1/0	1	1	2	0.5-0	0.0-0	0	0	0	0
at Texas A&M	1/0	1	0	1	0.0-0	0.0-0	0	0	0	0
at Arkansas	1/0	1	0	1	0.0-0	0.0-0	0	0	0	0
Alabama	1/0	1	0	1	0.0-0	0.0-0	0	0	0	0
Abilene Christian	1/0	1	2	3	0.5-7	0.5-7	0	0	0	0
Ole Miss	1/0	1	3	4	0.5-5	0.5-5	0	0	0	0
TOTAL	12/0	11	15	26	3.5-17	2.0-16	0	0	0	0



JAQUARIUS LANDREWS

Safety

Senior • 6-0 • 200

Summit, Miss. (Copiah-Lincoln [MS] CC)

Major: Workforce Education Leadership



11

- Senior Bowl Watch List
- Versatile strong safety who is in his third season with the program
- Solid 2018 junior season in his MSU debut after redshirting in 2017
- An SEC graduate, earning his degree in interdisciplinary studies last December
- Appeared in 22 contests with 15 career starts
- Collected 93 career tackles, including 5.0 for loss and 3.0 sacks
- Turned in a then career-high eight tackles **vs. Louisiana (8/31)**
- Tied for the team high in tackles (7) **vs. Southern Miss (9/7)** with fellow safety Brian Cole II
- Shattered his career high with nine tackles, including 0.5 for loss, **vs. Kansas State (9/14)**
- Collected seven total tackles, including four solo stops, and added a career-high four pass breakups **vs. Kentucky (9/21)**
- Produced a team-high eight tackles in start **vs. #2 LSU (10/19)**
- Had another eight-tackle game **at Texas A&M (10/26)** and added a QB hurry
- Picked up seven tackles, including three solo, **vs. #4 Alabama (11/16)**
- Recorded his first career interception in the second quarter **vs. Abilene Christian (11/23)**
- Also had a pass break-up and three tackles against the Wildcats while finishing as State's third-highest graded defender according to PFF at 75.6
- Tied for third on the team with eight tackles and had a pass breakup **vs. Ole Miss (11/28)**

LANDREWS' CAREER DEFENSIVE STATS

YEAR	G/S	UA	A	TT	TFL-YDS	SACKS-YDS	INT	PBU	FF	FR
2018	10/3	10	11	21	4.5-32	3.0-30	0	5	0	0
2019	12/12	42	30	72	0.5-0	0.0-0	1	6	0	0
TOTAL	22/15	52	41	93	5.0-32	3.0-30	1	11	0	0

LANDREWS' 2019 GAME-BY-GAME DEFENSIVE STATS

OPPONENT	G/S	UA	A	TT	TFL-YDS	SACKS-YDS	INT	PBU	FF	FR
at Louisiana	1/1	8	0	8	0.0-0	0.0-0	0	0	0	0
Southern Miss	1/1	4	3	7	0.0-0	0.0-0	0	0	0	0
Kansas State	1/1	4	5	9	0.5-0	0.0-0	0	0	0	0
Kentucky	1/1	4	3	7	0.0-0	0.0-0	0	4	0	0
at Auburn	1/1	1	1	2	0.0-0	0.0-0	0	0	0	0
at Tennessee	1/1	2	2	4	0.0-0	0.0-0	0	0	0	0
LSU	1/1	3	5	8	0.0-0	0.0-0	0	0	0	0
at Texas A&M	1/1	6	2	8	0.0-0	0.0-0	0	0	0	0
at Arkansas	1/1	0	1	1	0.0-0	0.0-0	0	0	0	0
Alabama	1/1	3	4	7	0.0-0	0.0-0	0	0	0	0
Abilene Christian	1/1	2	1	3	0.0-0	0.0-0	1-13	1	0	0
Ole Miss	1/1	5	3	8	0.0-0	0.0-0	0	1	0	0
TOTAL	12/12	42	30	72	0.5-0	0.0-0	1-13	6	0	0



LEO LEWIS

Linebacker

Senior • 6-2 • 245

Brookhaven, Miss. (Brookhaven)

Major: Interdisciplinary Studies



10

- Senior Bowl Watch List
- Veteran, instinctive linebacker who is in his fourth year as a starter
- Played in 50 games with 47 starts
- Recorded 233 career tackles, including 14.0 for loss and 3.0 sacks
- Equaled a career-high with a team-leading 12 tackles **vs. Kansas State (9/14)**
- He also recorded 12 tackles at BYU during the 2016 season
- Led MSU in tackles (5) during the first half **at #7 Auburn (9/28)** and closed the game tied for the team lead in tackles with eight
- Recovered fumbles in the second and third quarters at Auburn, extending MSU's streak of consecutive games with a takeaway to 21
- Erupted for seven tackles, including a team-high 1.5 for loss and one sack **vs. #2 LSU (10/19)** ... Sacked Jow Burrow for a six-yard loss in the second quarter, representing Lewis' first sack of the year
- Picked up two tackles, including 0.5 for loss in win **at Arkansas (11/2)**
- Notched four tackles, including 0.5 for loss and one QB hurry **vs. #4 Alabama (11/16)**
- Registered four tackles including one for a loss of five yards **vs. Ole Miss (11/28)**

LEWIS' CAREER DEFENSIVE STATS

YEAR	G/S	UA	A	TT	TFL-YDS	SACKS-YDS	INT	PBU	FF	FR
2016	13/13	35	44	79	4.5-9	1.0-2	0	1	0	0
2017	13/12	15	31	46	1.0-10	1.0-10	0	1	1	0
2018	12/10	23	22	45	3.0-4	0.0-0	0	1	0	0
2019	12/12	23	40	63	5.5-13	1.0-6	0	2	1	2
TOTAL	50/47	96	137	233	14.0-36	3.0-18	0	5	2	2

LEWIS' 2019 GAME-BY-GAME DEFENSIVE STATS

OPPONENT	G/S	UA	A	TT	TFL-YDS	SACKS-YDS	INT	PBU	FF	FR
at Louisiana	1/1	6	0	6	0.0-0	0.0-0	0	0	0	0
Southern Miss	1/1	0	5	5	0.5-0	0.0-0	0	0	0	0
Kansas State	1/1	1	11	12	0.5-0	0.0-0	0	1	0	0
Kentucky	1/1	2	1	3	0.0-0	0.0-0	0	0	0	0
at Auburn	1/1	7	1	8	1.0-1	0.0-0	0	0	1	2-0
at Tennessee	1/1	2	1	3	0.0-0	0.0-0	0	0	0	0
LSU	1/1	2	5	7	1.5-7	1.0-6	0	0	0	0
at Texas A&M	1/1	0	4	4	0.0-0	0.0-0	0	0	0	0
at Arkansas	1/1	0	2	2	0.5-0	0.0-0	0	0	0	0
Alabama	1/1	1	3	4	0.5-0	0.0-0	0	0	0	0
Abilene Christian	1/1	0	5	5	0.0-0	0.0-0	0	1	0	0
Ole Miss	1/1	2	2	4	1.0-5	0.0-0	0	0	0	0
TOTAL	12/12	23	40	63	5.5-13	1.0-6	0	2	1	2-0



FABIEN LOVETT

Defensive Tackle
Redshirt Freshman • 6-4 • 315
Olive Branch, Miss. (Olive Branch)
Major: Undeclared

54

- Powerful defensive line who starts at nose guard
- Appeared in two contests as a true freshman in 2018
- Seen action in 14 career contests, making 12 starts
- Earned his first collegiate start **vs. Louisiana (8/31)** and recorded a tackle
- In just his second start, set a career high with two tackles **vs. Southern Miss (9/7)**
- Set a career high with four tackles **at Tennessee (10/12)**, including the first tackle for loss (0.5) and sack (0.5) of his career
- Collected two tackles - his second-highest output in an SEC game - **vs. #4 Alabama (11/16)**
- Recorded 0.5 tackles for loss in start **vs. Abilene Christian (11/23)**
- Recorded half a sack for three yards **vs. Ole Miss (11/28)**

LOVETT'S CAREER DEFENSIVE STATS

YEAR	G/S	UA	A	TT	TFL-YDS	SACKS-YDS	INT	PBU	FF	FR
2018	2/0	0	0	0	0-0	0-0	0	0	0	0
2019	12/12	5	11	16	1.5-5	1.0-5	0	0	0	0
TOTAL	14/12	5	11	16	1.5-5	1.0-5	0	0	0	0

LOVETT'S 2019 GAME-BY-GAME DEFENSIVE STATS

OPPONENT	G/S	UA	A	TT	TFL-YDS	SACKS-YDS	INT	PBU	FF	FR
at Louisiana	1/1	1	0	1	0.0-0	0.0-0	0	0	0	0
Southern Miss	1/1	0	2	2	0.0-0	0.0-0	0	0	0	0
Kansas State	1/1	0	0	0	0.0-0	0.0-0	0	0	0	0
Kentucky	1/1	0	1	1	0.0-0	0.0-0	0	0	0	0
at Auburn	1/1	0	1	1	0.0-0	0.0-0	0	0	0	0
at Tennessee	1/1	1	3	4	0.5-2	0.5-2	0	0	0	0
LSU	1/1	0	0	0	0.0-0	0.0-0	0	0	0	0
at Texas A&M	1/1	1	0	0	0.0-0	0.0-0	0	0	0	0
at Arkansas	1/1	1	0	1	0.0-0	0.0-0	0	0	0	0
Alabama	1/1	1	1	2	0.0-0	0.0-0	0	0	0	0
Abilene Christian	1/1	0	1	1	0.5-0	0.0-0	0	0	0	0
Ole Miss	1/1	0	2	2	0.5-3	0.5-3	0	0	0	0
TOTAL	12/12	5	11	16	1.5-5	1.0-5	0	0	0	0



OSIRUS MITCHELL

Wide Receiver
Junior • 6-5 • 210
Sarasota, Fla. (Booker)
Major: Human Development/Family Sciences

5

- Imposing outside target who is a deep-play threat
- Appeared in 34 career games with 24 starts to his credit
- Totaled 58 catches for 861 career receiving yards and nine touchdowns
- Team's active career leader in receiving touchdowns (9)
- Each of his team-leading five TD receptions this season have been for 20+ yards
- Has totaled multiple receptions in six contests this season and has at least one catch in 24 of his 34 career games
- Recorded a 31-yard touchdown catch on the game-opening drive **vs. Louisiana (8/31)** for his first score since Nov. 17, 2018 vs. Arkansas
- Led the team vs. the Ragin' Cajuns in receiving yards (88) on six catches, including one TD
- For the second straight week, hauled in a touchdown pass on the opening offensive drive with a 28-yard touchdown **vs. Southern Miss (9/7)**
- Hauled in five receptions for 74 total yards and a touchdown **vs. Kansas State (9/14)**
- First MSU player to make a touchdown reception in three straight contests since WR Chad Bumphis in 2012
- Recorded five-plus catches in a game for the second time this season and the fourth time in his career with his five reception against Kansas State
- Caught his fourth touchdown of the season with a 21-yard reception in the third quarter **at #7 Auburn (9/28)**
- Caught each of his three targets in the first quarter **at Tennessee (10/12)** for 22 yards and a first down, closing the game with 58 total yards off five receptions
- Put the Bulldogs up 14-0 **at Arkansas (11/2)** with a 33-yard touchdown catch in the first quarter, giving him a career high in TD catches for a season

MITCHELL'S CAREER RECEIVING STATS

YEAR	G/S	REC	YDS	AVG	TD	LP/OPPONENT
2017	9/0	5	51	10.2	0	18/UMASS
2018	13/13	26	427	16.4	4	84/SFA
2019	12/11	27	383	14.2	5	35/KSTATE
TOTAL	34/24	58	861	14.8	9	84/SFA

MITCHELL'S 2019 GAME-BY-GAME RECEIVING STATS

OPPONENT	G/S	REC	YDS	AVG	TD	LG
at Louisiana	1/1	6	88	14.7	1	31
Southern Miss	1/1	2	46	23.0	1	28
Kansas State	1/1	5	74	14.8	1	35
Kentucky	1/1	4	36	9.0	0	14
at Auburn	1/1	2	33	16.5	1	21
at Tennessee	1/1	5	58	11.6	0	21
LSU	1/1	0	0	0.0	0	0
at Texas A&M	1/1	1	9	9.0	0	9
at Arkansas	1/1	1	33	33.0	1	33
Alabama	1/1	0	0	0.0	0	0
Abilene Christian	1/1	1	6	6.0	0	6
Ole Miss	1/0	0	0	0.0	0	0
TOTAL	12/11	27	383	14.2	5	35



C.J. MORGAN

Safety

Senior • 6-0 • 200

Bossier City, La. (Parkway)

Major: Political Science



29

- Instinctive, hard-hitting defender who starts at free safety
- In his fourth season with the program after redshirting in 2016
- Played in 32 career contests, making 12 starts
- Collected 84 career tackles and three interceptions
- Team leader and tied for seventh in the SEC in pass breakups with eight in 2019
- Ranks third on team in total tackles and is 17th in the SEC (59)
- Totaled six tackles, including the first TFL (0.5) of his career, **vs. Southern Miss (9/7)**
- Sealed the game against the Golden Eagles with a fourth-quarter INT, the third of his career
- Led MSU with a career-high nine tackles and career-best two PBUs **vs. Kentucky (9/21)**
- Team leader in tackles for the second straight week with eight **at #7 Auburn (9/28)**
- Matched career-high nine tackles **at Tennessee (10/12)**
- Notched five tackles and had a career-best four pass breakups **vs. #2 LSU (10/19)**
- Collected three tackles and one pass breakup in the first half **at Texas A&M (10/26)** ... Did not return in the second half vs. the Aggies due to upper body injury
- Did not play **at Arkansas (11/2)** due to upper body injury
- Made six tackles **vs. #4 Alabama (11/16)** before exiting the game to a season-ending lower body injury in the third quarter

MORGAN'S CAREER DEFENSIVE STATS

YEAR	G/S	UA	A	TT	TFL-YDS	SACKS-YDS	INT	PBU	FF	FR
2017	10/0	4	1	5	0.0-0	0.0-0	0	0	0	0
2018	13/3	13	7	20	0.0-0	0.0-0	2	1	0	0
2019	9/9	31	28	59	0.5-2	0.0-0	1	8	0	0
TOTAL	32/12	48	36	84	0.5-2	0.0-0	3	9	0	0

MORGAN'S 2019 GAME-BY-GAME DEFENSIVE STATS

OPPONENT	G/S	UA	A	TT	TFL-YDS	SACKS-YDS	INT	PBU	FF	FR
at Louisiana	1/1	7	0	7	0.0-0	0.0-0	0	0	0	0
Southern Miss	1/1	2	4	6	0.5-2	0.0-0	1	0	0	0
Kansas State	1/1	3	3	6	0.0-0	0.0-0	0	1	0	0
Kentucky	1/1	3	6	9	0.0-0	0.0-0	0	2	0	0
at Auburn	1/1	4	4	8	0.0-0	0.0-0	0	0	0	0
at Tennessee	1/1	5	4	9	0.0-0	0.0-0	0	0	0	0
LSU	1/1	2	3	5	0.0-0	0.0-0	0	4	0	0
at Texas A&M	1/1	3	0	3	0.0-0	0.0-0	0	1	0	0
at Arkansas					---DNP---					
Alabama	1/1	2	4	6	0.0-0	0.0-0	0	0	0	0
Abilene Christian					---DNP---					
Ole Miss					---DNP---					
TOTAL	9/9	31	28	59	0.5-2	0.0-0	1	8	0	0



MARCUS MURPHY

Safety

Sophomore • 6-1 • 200

West Point, Miss. (Westpoint)

Major: Undeclared

7

- Versatile, athletic safety
- Saw action in 12 games during his true freshman season in 2018
- Played in 16 career games with two starts
- Missed eight games this season due to violation of team rules
- Boasts a team-high 91.6 coverage grade according to PFF, which is second in the SEC and one of just seven players in the conference rated above 90.0
- Returned his first career interception 32 yards for a touchdown **at Arkansas (11/2)**
- Grabbed a key interception in the fourth quarter **vs. Ole Miss (11/28)** while matching his career high with eight tackles
- Six solo tackles against the Rebels is a career high
- Was State's highest-graded player in coverage according to PFF with an 88.9 coverage grade, which was third in the SEC in Week 14

MURPHY'S CAREER DEFENSIVE STATS

YEAR	G/S	UA	A	TT	TFL-YDS	SACKS-YDS	INT	PBU	FF	FR
2018	12/0	5	2	7	0.5-1	0.0-0	0	1	0	0
2019	4/2	10	6	16	1.0-1	0.0-0	2	1	0	0
TOTAL	16/2	15	8	23	1.0-1	0.0-0	2	2	0	0

MURPHY'S 2019 GAME-BY-GAME DEFENSIVE STATS

OPPONENT	G/S	UA	A	TT	TFL-YDS	SACKS-YDS	INT	PBU	FF	FR
at Louisiana					---DNP---					
Southern Miss					---DNP---					
Kansas State					---DNP---					
Kentucky	1/0	0	0	0	0.0-0	0.0-0	0	0	0	0
at Auburn					---DNP---					
at Tennessee	1/0	0	0	0	0.0-0	0.0-0	0	0	0	0
LSU					---DNP---					
at Texas A&M					---DNP---					
at Arkansas	1/1	4	4	8	0.0-0	0.0-0	1-32	1	0	0
Alabama					---DNP---					
Abilene Christian					---DNP---					
Ole Miss	1/1	6	2	8	1.0-1	0.0-0	1-6	0	0	0
TOTAL	4/2	10	6	16	1.0-1	0.0-0	2-38	1	0	0



JAVONTA PAYTON

Wide Receiver

Junior • 6-1 • 180

Nashville, Tenn. (Northwest [MS] CC)

Major: Communications

4

- One of the top-ranked junior college wide receivers in the country
- Versatile playmaker who also sees action on special teams
- Has 12 appearances and totaled seven receptions for 108 yards
- Made his Bulldog debut **vs. Louisiana (8/31)**, hauling in a 9-yard reception
- Totaled two kick returns **vs. Kansas State (9/14)** for 40 yards, including a season-long return of 24
- Making his SEC debut, turned in the first multi-reception game of his career with two for 14 yards **vs. Kentucky (9/21)**
- Lone catch **at #7 Auburn (9/28)** was a career-long reception of 30 yards
- Saw action in the run game **at Tennessee (10/12)** with an 11-yard sweep
- Hauled in a career-long 34-yard catch in the fourth quarter **vs. Abilene Christian (11/23)**

PAYTON'S CAREER RECEIVING STATS

YEAR	G/S	REC	YDS	AVG	TD	LP/OPPONENT
2019	12/1	7	108	15.4	0	34/ACU
TOTAL	12/1	7	108	15.4	0	34/ACU

PAYTON'S CAREER KICK RETURN STATS

YEAR	G/S	KR	YDS	AVG	LG	TD
2019	12/1	3	56	18.7	24	0
TOTAL	12/1	3	56	18.7	24	0

PAYTON'S 2019 GAME-BY-GAME RECEIVING STATS

OPPONENT	G/S	REC	YDS	AVG	TD	LG
Louisiana	1/0	1	9	9.0	0	9
Southern Miss	1/0	1	10	10.0	0	10
Kansas State	1/0	0	0	0.0	0	0
Kentucky	1/0	2	14	7.0	0	13
at Auburn	1/0	1	30	30.0	0	30
at Tennessee	1/0	0	0	0.0	0	0
LSU	1/0	0	0	0.0	0	0
at Texas A&M	1/0	0	0	0.0	0	0
at Arkansas	1/0	0	0	0.0	0	0
Alabama	1/0	0	0	0.0	0	0
Abilene Christian	1/0	1	34	34.0	0	34
Ole Miss	1/1	1	11	11.0	0	11
TOTAL	12/1	7	108	15.4	0	34



NATHAN PICKERING

Defensive Tackle

Freshman • 6-4 • 315

Mount Olive, Miss. (Seminary)

Major: Mechanical Engineering

22

- In debut season in the defensive middle after enrolling at MSU in June 2019
- One of the top 100 prospects in the nation coming out of high school
- Made his collegiate debut **vs. Southern Miss (9/7)**
- Collected his first career sack and tackle in the fourth quarter **at #7 Auburn (9/28)**, dropping QB for a seven-yard loss
- Saw significant playing time **vs. #2 LSU (10/19)** and tallied a tackle for loss in the second quarter
- Teamed with Erroll Thompson for first-quarter sack for loss of four yards **vs. #4 Alabama (11/16)**
- Made his first career start at defensive tackle **vs. Abilene Christian (11/23)** and recorded one sack for a loss of 13 yards in the first quarter
- Finished with four tackles, including 2.5 for a loss of 31 yards, against the Wildcats
- 2.5 tackles for loss are tied for the most by a Bulldog in a game this season and were the most by an SEC freshman that week
- Teamed with Fabian Lovett for a third-quarter sack **vs. Ole Miss (11/28)**

PICKERING'S CAREER DEFENSIVE STATS

YEAR	G/S	UA	A	TT	TFL-YDS	SACKS-YDS	INT	PBU	FF	FR
2019	8/1	4	5	9	5.5-45	3.0-26	0	0	0	0
TOTAL	8/1	4	5	9	5.5-45	3.0-26	0	0	0	0

PICKERING'S 2019 GAME-BY-GAME DEFENSIVE STATS

OPPONENT	G/S	UA	A	TT	TFL-YDS	SACKS-YDS	INT	PBU	FF	FR
at Louisiana					---DNP---					
Southern Miss	1/0	0	0	0	0.0-0	0.0-0	0	0	0	0
Kansas State					---DNP---					
Kentucky					---DNP---					
at Auburn	1/0	1	0	1	1.0-7	1.0-7	0	0	0	0
at Tennessee					---DNP---					
LSU	1/0	1	0	1	1.0-1	0.0-0	0	0	0	0
at Texas A&M	1/0	0	1	0	0.0-0	0.0-0	0	0	0	0
at Arkansas	1/0	0	0	0	0.0-0	0.0-0	0	0	0	0
Alabama	1/0	0	1	1	0.5-4	0.5-4	0	0	0	0
Abilene Christian	1/1	2	2	4	2.5-31	1.0-13	0	0	0	0
Ole Miss	1/0	0	1	1	0.5-2	0.5-2	0	0	0	0
TOTAL	8/1	4	5	9	5.5-45	3.0-26	0	0	0	0



CHAUNCEY RIVERS

Defensive End

Senior • 6-3 • 275

Stone Mountain, Ga. (East Mississippi CC)

Major: Communication



5

- Senior Bowl Watch List
- Moved into a starting role at defensive end on the strong-side
- An SEC graduate, who earned his degree in interdisciplinary studies last December
- Appeared in 25 career games with 12 starts
- Collected 64 career tackles, including 14.5 for loss and 7.5 sacks
- Tops among team defensive linemen in tackles for loss this season (7.5)
- Leads team with 5.0 sacks this year
- Made first start of MSU career **vs. Louisiana (8/31)** and had four tackles with 1.0 for loss
- Registered three tackles, one sack, one TFL, one pass breakup and two quarterback hurries **vs. Kentucky (9/21)**
- Collected a career-high five tackles, including 0.5 for loss, **at Tennessee (10/12)**
- Turned in a game-high and career-best 1.5 sacks of Joe Burrow **vs. #2 LSU (10/19)**
- Picked up a season-best five solo tackles **at Texas A&M (10/26)** and added a QB hurry
- Recorded one sack for a loss of 13 yards **vs. Abilene Christian (11/23)**
- Tied a career high with five tackles and matched his career best with 1.5 sacks **vs. Ole Miss (11/28)**
- Strip sack in the third quarter led to MSU's game-winning touchdown drive
- Was the Bulldogs' top-rated defender with an 89.2 overall grade according to PFF, including a 90.4 pass rush grade
- Led the SEC in pass rush grade and overall defensive grade was third-highest in the league in Week 14

RIVERS' CAREER DEFENSIVE STATS

YEAR	G/S	UA	A	TT	TFL-YDS	SACKS-YDS	INT	PBU	FF	FR
2018	13/0	8	16	24	7.0-29	2.5-19	0	0	0	0
2019	12/12	23	17	40	7.5-43	5.0-36	0	3	0	0
TOTAL	25/12	31	33	64	14.5-72	7.5-55	0	3	0	0

RIVERS' 2019 GAME-BY-GAME DEFENSIVE STATS

OPPONENT	G/S	UA	A	TT	TFL-YDS	SACKS-YDS	INT	PBU	FF	FR
at Louisiana	1/1	4	0	4	1.0-1	0.0-0	0	0	0	0
Southern Miss	1/1	1	1	2	0.0-0	0.0-0	0	0	0	0
Kansas State	1/1	1	3	4	0.5-1	0.0-0	0	0	0	0
Kentucky	1/1	2	1	3	1.0-5	1.0-5	0	1	0	0
at Auburn	1/1	2	0	2	0.0-0	0.0-0	0	0	0	0
at Tennessee	1/1	2	3	5	0.5-2	0.0-0	0	0	0	0
LSU	1/1	1	1	2	1.5-12	1.5-12	0	0	0	0
at Texas A&M	1/1	5	0	5	0.0-0	0.0-0	0	0	0	0
at Arkansas	1/1	0	1	1	0.0-0	0.0-0	0	1	0	0
Alabama	1/1	0	3	3	0.0-0	0.0-0	0	0	0	0
Abilene Christian	1/1	3	1	4	1.5-16	1.0-13	0	0	0	0
Ole Miss	1/1	2	3	5	1.5-6	1.5-6	0	1	1	0
TOTAL	12/12	23	17	40	7.5-43	5.0-36	0	3	0	0



GARRETT SHRADER

Quarterback

Freshman • 6-4 • 220

Charlotte, N.C. (Charlotte Christian School)

Major: Undeclared

6

- SEC Freshman of the Week (**Sept. 23 - Kentucky**)
- One of the top dual-threat quarterbacks of the 2019 signing class
- Tabbed the starting quarterback on Oct. 14 and owns three starts this season
- January 2019 enrollee who participated in spring ball
- Responsible for 14 touchdowns this season (eight pass, six rush)
- Made his collegiate debut **vs. Southern Miss (9/7)**, taking over for an injured Tommy Stevens with 2:37 remaining in the second quarter and finishing 7-of-11 for 71 yards through the air
- Took over for an injured Tommy Stevens in the third quarter **vs. Kansas State (9/14)** and produced a 12-play, 79-yard scoring drive that was capped with his first career TD (5-yard run)
- Closed the game against Kansas State with 51 passing yards (4-of-12) and 82 yards rushing with a rushing TD on 10 attempts
- Made his first collegiate start **vs. Kentucky (9/21)** and accounted for 305 yards of total offense, including rushing for 125 yards on 11 carries and was an efficient 17-of-22 for 180 yards through the air
- Just the second MSU true freshman quarterback to start in an SEC game in the last 12 years - Damian Williams in the 2013 Egg Bowl is the other
- Accounted for all six of the Bulldogs' 20+ yard plays vs. Kentucky, including rushes of 49- and 36-yards
- The first MSU QB in school history to rush for over 100 yards and pass for over 100 yards in his first career start vs. Kentucky ... Was named SEC Freshman of the Week for his efforts
- Replaced Tommy Stevens in the first quarter **at #7 Auburn (9/28)**, finishing the game 12 of 23 passing for 209 yards and two touchdowns
- Rushed 16 yards against Auburn for 89 yards and a score, finishing with 298 total yards
- Orchestrated a 75-yard scoring drive in his first series at quarterback against Auburn, capping it off with his first touchdown of his career with a 9-yard touchdown pass to Stephen Guidry
- Completed a 47-yard completion to Farrod Green late in the second quarter against Auburn for the Bulldogs' longest passing play from scrimmage on the year
- Started the second half **at Tennessee (10/12)**, finishing the game 5-of-10 passing for 79 yards, one touchdown and one interception
- In just his second career start, accounted for 304 yards of total offense, rushing for a touchdown and throwing for a touchdown **vs. #2 LSU (10/19)** ... Provided 12-yard TD run in second quarter that made it a two-point deficit
- Threw for a career-high 238 yards and completed 60.7 percent of his passes vs. #2 LSU
- Fired a season-high three touchdown passes **at Texas A&M (10/26)**, finishing the game with 258 yards of total offense
- Completed all three of his pass attempts for 40 yards while passing and rushing for a touchdown **vs. Abilene Christian (11/23)**
- Rushed for two scores **vs. Ole Miss (11/28)** in his fourth career start

SHRADER'S CAREER PASSING/RUSHING STATS

YEAR	G/S	CMP	ATT	INT	PCT	YDS	TD	LG	RUSH	YDS	TD	LG
2019	10/4	88	153	5	.575	1170	8	47	113	587	6	49
TOTAL	10/4	88	153	5	.575	1170	8	47	113	587	6	49

SHRADER'S 2019 GAME-BY-GAME PASSING/RUSHING STATS

OPPONENT	G/S	CMP	ATT	INT	PCT	YDS	TD	LG	RUSH	YDS	TD	LG
at Louisiana						---	DNP---					
Southern Miss	1/0	7	11	0	.636	71	0	17	9	16	0	10
Kansas State	1/0	4	12	0	.333	51	0	26	10	82	1	16
Kentucky	1/1	17	22	1	.773	180	0	25	11	125	0	49
at Auburn	1/0	12	23	0	.522	209	2	47	16	89	1	24
at Tennessee	1/0	5	10	1	.500	79	1	21	13	62	0	14
LSU	1/1	17	28	2	.607	238	1	29	19	66	1	12
at Texas A&M	1/1	13	30	1	.433	194	3	38	14	64	0	14
at Arkansas						---	DNP---					
Alabama	1/0	0	0	0	.000	0	0	0	1	-1	0	0
Abilene Christian	1/0	3	3	0	1.000	40	1	34	8	65	1	16
Ole Miss	1/1	10	14	0	.714	108	0	23	12	19	2	16
TOTAL	10/4	88	153	5	.575	1170	8	47	113	587	6	49



MAURICE SMITHERMAN

Cornerback

Senior • 5-10 • 195

Adamsville, Ala. (Minor)

Major: Human Development/Family Sciences



8

- Preseason All-SEC Honorable Mention (PFF)
- Quick, talented defensive back who is a lockdown corner
- Saw significant action last season as a reserve cornerback and moves into a starting role
- Appeared in 42 contests with eight starts
- Totaled 48 tackles, two interceptions and five passes defended over his career
- Matched career high with five total tackles **at Tennessee (10/12)**
- Suffered a season-ending lower body injury at practice on Oct. 16

SMITHERMAN'S CAREER DEFENSIVE STATS

YEAR	G/S	UA	A	TT	TFL-YDS	SACKS-YDS	INT	PBU	FF	FR
2016	10/0	4	1	5	0.0-0	0.0-0	1	0	0	0
2017	13/0	3	3	6	0.0-0	0.0-0	0	0	0	0
2018	13/2	11	12	23	0.0-0	0.0-0	1	3	1	0
2019	6/6	10	4	14	0.0-0	0.0-0	0	0	0	0
TOTAL	42/8	28	20	48	0.0-0	0.0-0	2	3	1	0

SMITHERMAN'S 2019 GAME-BY-GAME DEFENSIVE STATS

OPPONENT	G/S	UA	A	TT	TFL-YDS	SACKS-YDS	INT	PBU	FF	FR
at Louisiana	1/1	1	0	1	0.0-0	0.0-0	0	0	0	0
Southern Miss	1/1	1	2	3	0.0-0	0.0-0	0	0	0	0
Kansas State	1/1	1	1	2	0.0-0	0.0-0	0	0	0	0
Kentucky	1/1	1	0	1	0.0-0	0.0-0	0	0	0	0
at Auburn	1/1	2	0	2	0.0-0	0.0-0	0	0	0	0
at Tennessee	1/1	4	1	5	0.0-0	0.0-0	0	0	0	0
LSU				---	DNP---					
at Texas A&M				---	DNP---					
at Arkansas				---	DNP---					
Alabama				---	DNP---					
Abilene Christian				---	DNP---					
Ole Miss				---	DNP---					
TOTAL	6/6	10	4	14	0.0-0	0.0-0	0	0	0	0



MARQUISS SPENCER

Defensive End

Junior • 6-2 • 285

Greenwood, Miss. (Greenwood)

Major: Interdisciplinary Studies

42

- Talented pass rusher who took over a starting role at defensive end
- Appeared in 41 total games with 12 starts
- Tied for sixth in the SEC in forced fumbles (2) this season
- In first career start **vs. Louisiana (8/31)**, had three tackles and forced a fumble
- Forced a fumble in the second quarter on a **Southern Miss (9/7)** third-down attempt, his second straight game with a forced fumble
- Added four total tackles against Southern Miss, including his first TFL and sack of the season
- Erupted for a career-high six tackles and one tackle for loss **at Texas A&M (10/26)** ... Was his first TFL since Week 3
- According to PFF, delivered the highest run grade among SEC edge defenders in Week 8 against the Aggies (85.3) with all six of his solo stops coming on 19 run defensive snaps
- Collected three tackles, including 0.5 for loss, and one QB hurry in win **at Arkansas (11/2)**
- Picked up a season-best and game-high 1.5 tackles for loss in a five tackle performance **vs. #4 Alabama (11/16)**
- Enters the bowl game with a combined four tackles for loss in his last five games

SPENCER'S CAREER DEFENSIVE STATS

YEAR	G/S	UA	A	TT	TFL-YDS	SACKS-YDS	INT	PBU	FF	FR
2016	12/0	9	8	17	3.0-12	1.0-9	0	0	0	1
2017	13/0	5	14	19	4.5-16	1.0-6	0	2	0	2
2018	4/0	1	2	3	0.5-1	0.0-0	0	0	0	0
2019	12/12	20	15	35	5.5-14	1.0-5	0	1	2	0
TOTAL	41/12	35	39	74	13.5-43	3.0-20	0	3	2	3

SPENCER'S 2019 GAME-BY-GAME DEFENSIVE STATS

OPPONENT	G/S	UA	A	TT	TFL-YDS	SACKS-YDS	INT	PBU	FF	FR
at Louisiana	1/1	3	0	3	0.0-0	0.0-0	0	0	1	0
Southern Miss	1/1	3	1	4	1.0-5	1.0-5	0	0	1	0
Kansas State	1/1	0	1	1	0.5-1	0.0-0	0	0	0	0
Kentucky	1/1	1	1	2	0.0-0	0.0-0	0	0	0	0
at Auburn	1/1	1	2	3	0.0-0	0.0-0	0	0	0	0
at Tennessee	1/1	0	1	1	0.0-0	0.0-0	0	0	0	0
LSU	1/1	0	2	2	0.0-0	0.0-0	0	1	0	0
at Texas A&M	1/1	6	0	6	1.0-1	0.0-0	0	0	0	0
at Arkansas	1/1	0	3	3	0.5-1	0.0-0	0	0	0	0
Alabama	1/1	4	1	5	1.5-2	0.0-0	0	0	0	0
Abilene Christian	1/1	1	1	2	1.0-4	0.0-0	0	0	0	0
Ole Miss	1/1	1	2	3	0.0-0	0.0-0	0	0	0	0
TOTAL	12/12	20	15	35	5.5-14	1.0-5	0	1	2	0



GEOR'QUARIUS SPIVEY

Tight End
Redshirt Freshman • 6-5 • 250
Monroe, La. (Richwood)
Major: Business Administration

11


- A speedy and physical tight end who enters his second season
- Played in 15 career contests with one start
- Made his first collegiate start **vs. Kentucky (9/21)**
- Recorded the first reception of his career, hauling in a 12-yard pass **at #7 Auburn (9/28)**
- Hauled in his second career pass, a 7-yarder in win **at Arkansas (11/2)**

SPIVEY'S CAREER RECEIVING STATS

YEAR	G/S	REC	YDS	AVG	TD	LP/OPPONENT
2018	3/0	0	0	0.0	0	NA
2019	12/1	2	19	9.5	0	12/AUBURN
TOTAL	15/1	2	19	9.5	0	12/AUBURN

SPIVEY'S 2019 GAME-BY-GAME RECEIVING STATS

OPPONENT	G/S	REC	YDS	AVG	TD	LG
at Louisiana	1/0	0	0	0.0	0	0
Southern Miss	1/0	0	0	0.0	0	0
Kansas State	1/0	0	0	0.0	0	0
Kentucky	1/1	0	0	0.0	0	0
at Auburn	1/0	1	12	12.0	0	12
at Tennessee	1/0	0	0	0.0	0	0
LSU	1/0	0	0	0.0	0	0
at Texas A&M	1/0	0	0	0.0	0	0
at Arkansas	1/0	1	7	7.0	0	7
Alabama	1/0	0	0	0.0	0	0
Abilene Christian	1/0	0	0	0.0	0	0
Ole Miss	1/0	0	0	0.0	0	0
TOTAL	12/1	2	19	9.5	0	12



TOMMY STEVENS

Quarterback
Senior • 6-5 • 235
Indianapolis, Ind. (Penn State)
Major: Community College Education



7

- 2020 East-West Shrine Bowl Invitee
- Graduate transfer quarterback from Penn State
- Named the starting quarterback heading into the season
- Graduated from Penn State in December 2018 with a degree in telecommunications
- Thrown at least one TD pass to five different receivers so far this season
- Responsible for 12 touchdowns this season (9 passing, 3 rushing)
- Started for the first time in his college career **vs. Louisiana (8/31)**
- It was his first start at any level since Nov. 7, 2014 in high school
- In MSU debut, went 20-of-30 passing for 236 yards and two TDs and rushed 11 times for 37 yards and one TD vs. Louisiana
- Improved to 2-0 as a starter, including his first at home inside Davis-Wade Stadium, with a 38-15 victory vs. **Southern Miss (9/7)**
- For the second straight game, connected with WR Osirus Mitchell for a TD on MSU's opening drive with a 28-yard score
- Went 7-of-7 passing for 84 yards and a TD in the first quarter, and on the next play threw an 11-yard TD strike to WR Stephen Guidry.
- Connected on his first nine passing attempts (105 yards, two TDs) before an incompletion late in the second quarter
- It was the longest streak for a MSU quarterback to start the game since QB Dak Prescott completed his first 12 passing attempts against Arkansas in 2015
- Left the USM game late in the second quarter with an injury and did not return
- Scored MSU's first touchdown **vs. Kansas State (9/14)** on a 2-yard run with 5:39 in the second quarter for his second rushing TD this season and first since the season opener
- Connected on seven of his 15 passing attempts against the Wildcats for 100 yards and hit Osirus Mitchell for a career-long, 35-yard touchdown pass
- Left the K-State game during the third quarter due to an upper body injury
- Did not see action **vs. Kentucky (9/21)** due to an upper body injury
- Starte at **Auburn (9/28)** but left the game in the first quarter due to a lower body injury
- Started the game at quarterback at **Tennessee (10/12)**, completing 6-of-11 passes for 67 yards and rushing nine times for 26 yards in the first half
- Made the start **at Arkansas (11/2)**, finishing with 246 yards of total offense, including a career-high 74 yards rushing ... Fired two touchdown passes to Osirus Mitchell and Farrod Green
- Rushed for a season-high 96 yards on 10 carries, including a career-long 46-yard run **vs. #4 Alabama (11/16)**
- Responsible for three touchdowns (2 passing, 1 rushing) **vs. Abilene Christian (11/23)**
- Threw a career-long 88-yard touchdown pass in the second quarter
- 30-yard touchdown run marked his second straight game with a carry of 30+ yards

STEVENS' CAREER PASSING/RUSHING STATS

YEAR	G/S	CMP	ATT	INT	PCT	YDS	TD	LG	RUSH	YDS	TD	LG
2019	8/8	80	135	5	.593	934	9	88	66	393	3	46
TOTAL	8/8	80	135	5	.593	934	9	88	66	393	3	46

STEVENS' 2019 GAME-BY-GAME PASSING/RUSHING STATS

OPPONENT	G/S	CMP	ATT	INT	PCT	YDS	TD	LG	RUSH	YDS	TD	LG
at Louisiana	1/1	20	30	0	.667	236	2	31	11	37	1	14
Southern Miss	1/1	9	10	0	.900	105	2	28	6	0	0	6
Kansas State	1/1	7	15	2	.467	100	1	35	7	5	1	4
Kentucky					---DNP---							
at Auburn	1/1	1	3	0	.333	7	0	7	1	-16	0	0
at Tennessee	1/1	6	11	2	.545	67	0	19	9	26	0	10
LSU					---DNP---							
at Texas A&M					---DNP---							
at Arkansas	1/1	12	18	0	.667	172	2	42	15	74	0	15
Alabama	1/1	12	21	1	.571	82	0	30	10	96	0	46
Abilene Christian	1/1	13	27	0	.481	165	2	88	7	88	1	30
Ole Miss					---DNP---							
TOTAL	88	80	135	5	.593	934	9	88	66	393	3	46



DEDDRICK THOMAS

Wide Receiver
Senior • 5-9 • 190
Memphis, Tenn. (Memphis Central)
Major: Psychology



2

- Returning shifty slot receiver who is in his fifth year with the program
- Also a major contributor in the return game with one touchdown to his credit
- An SEC graduate, earning his degree in kinesiology in May 2019
- Provides great experience with 48 career games played and 19 starts
- Collected 75 career receptions for 917 yards
- Hauled in multiple receptions in 11 of 12 contests this season
- Leads MSU with 390 receiving yards this season
- Caught a 17-yard touchdown in the fourth quarter **at Tennessee (10/12)** for his first score of the season
- MSU's second-leading receiver **vs. #2 LSU (10/19)**, collecting three receptions for 31 yards, including a beautiful diving catch in the middle of the field in the first half
- Tied for team lead in catches at **Texas A&M (10/26)**, making three for 43 yards
- Caught a 42-yard pass as part of a game-high 59 yards receiving in win **at Arkansas (11/2)**
- Caught an 11-yard pass for his second touchdown of the year **vs. Abilene Christian (11/23)**, marking his third straight season with multiple touchdown receptions
- Also returned a kickoff a season-high 25 yards against the Wildcats
- Caught a season-high four passes, matching his career high, for an average of 12.3 yards **vs. Ole Miss (11/28)**
- Two catches were for 20 yards and both resulted in first downs on MSU touchdown drives

THOMAS' CAREER RECEIVING STATS

YEAR	G/S	REC	YDS	AVG	TD	LP/OPPONENT
2016	10/0	5	44	8.8	1	15/UMASS
2017	13/0	22	227	10.3	4	24/CSU
2018	13/8	19	256	13.5	2	44/LOUISIANA
2019	12/11	29	390	13.4	2	42/ARKANSAS
TOTAL	48/19	75	917	12.2	9	44/LOUISIANA

THOMAS' 2019 GAME-BY-GAME RECEIVING STATS

OPPONENT	G/S	REC	YDS	AVG	TD	LG
at Louisiana	1/1	2	19	9.5	0	10
Southern Miss	1/1	1	12	12.0	0	12
Kansas State	1/1	2	32	16.0	0	26
Kentucky	1/0	2	46	23.0	0	25
at Auburn	1/1	2	22	11.0	0	12
at Tennessee	1/1	3	43	14.3	1	18
LSU	1/1	3	31	10.3	0	17
at Texas A&M	1/1	3	43	14.3	0	25
at Arkansas	1/1	2	59	29.5	0	42
Alabama	1/1	2	6	3.0	0	5
Abilene Christian	1/1	3	28	9.3	1	16
Ole Miss	1/1	4	49	12.3	0	20
TOTAL	12/11	29	390	13.4	2	42



ERROLL THOMPSON

Linebacker
Junior • 6-1 • 250
Florence, Ala. (Florence)
Major: Interdisciplinary Studies

40

- Voted a team captain by his fellow teammates
- Smart, instinctive, hard-hitting junior who is one of the best linebackers in college football
- In his fourth year with the program and his second as a primary starter
- Appeared in 38 career games with 28 starts
- Collected 217 career total tackles, including 18.0 for loss and 6.5 sacks
- Has recorded five double-digit tackling games during his career
- Finished the regular season as the team leader and 11th in the SEC with 84 total tackles
- Led all Bulldog tacklers with 10 in the season opener **vs. Louisiana (8/31)**
- Turned in his second double-digit tackling game of the season **at Tennessee (10/12)** with a season-high 12 tackles, including his first tackle for loss of the year
- Provided seven tackles, including 0.5 for loss, and one quarterback hurry of Joe Burrow **vs. #2 LSU (10/19)**
- Turned in an eight-tackle game in win **at Arkansas (11/2)**
- Team leader in tackles with nine, including 0.5 sacks, one tackle for loss of five yards and a quarterback hurry **vs. #4 Alabama (11/16)**
- Led the team with a game-high 11 total tackles **vs. Ole Miss (11/28)**, his third game with 10 or more stops this year ... Also forced a fumble for the second time this year
- Graded out at 81.2 according to PFF, which was third among MSU defenders and ninth among all SEC defenders in Week 14

THOMPSON'S CAREER DEFENSIVE STATS

YEAR	G/S	UA	A	TT	TFL-YDS	SACKS-YDS	INT	PBU	FF	FR
2017	13/3	21	25	46	5.5-36	2.5-18	0	1	1	0
2018	13/13	31	56	87	9.0-34	3.5-26	2	0	0	0
2019	12/12	38	46	84	3.5-11	0.5-4	0	2	0	1
TOTAL	38/28	90	127	217	18.0-81	6.5-48	2	3	1	1

THOMPSON'S 2019 GAME-BY-GAME DEFENSIVE STATS

OPPONENT	G/S	UA	A	TT	TFL-YDS	SACKS-YDS	INT	PBU	FF	FR
at Louisiana	1/1	9	1	10	0.0-0	0.0-0	0	0	0	1-0
Southern Miss	1/1	1	3	4	0.0-0	0.0-0	0	0	0	0
Kansas State	1/1	1	8	9	0.0-0	0.0-0	0	0	0	0
Kentucky	1/1	4	3	7	0.0-0	0.0-0	0	1	0	0
at Auburn	1/1	1	0	1	0.0-0	0.0-0	0	0	0	0
at Tennessee	1/1	5	8	13	1.0-2	0.0-0	0	0	0	0
LSU	1/1	3	4	7	0.5-1	0.0-0	0	0	0	0
at Texas A&M	1/1	2	2	4	0.0-0	0.0-0	0	0	0	0
at Arkansas	1/1	3	5	8	0.0-0	0.0-0	0	0	0	0
Alabama	1/1	2	7	9	1.0-5	0.5-4	0	0	0	0
Abilene Christian	1/1	0	1	1	0.0-0	0.0-0	0	0	0	0
Ole Miss	1/1	7	4	11	1.0-3	0.0-0	0	1	0	0
TOTAL	12/12	38	46	84	3.5-11	0.5-4	0	2	0	1-0



KEYTAON THOMPSON

Quarterback

Junior • 6-4 • 235

New Orleans, La. (Landry-Walker)

Major: Sports Studies

10

- Exceptional dual-threat quarterback, who is 2-0 as a starter with 18 career touchdowns
- Led the Bulldogs to a 2017 TaxSlayer Bowl victory in his first career start
- Also started the 2018 season opener in place of Nick Fitzgerald
- Played in 20 games with two starts
- Owns three 100-yard rushing games
- Has played two snaps in 2019
- In his one game this season, caught an eight-yard pass **vs. Ole Miss (11/28)** for his first career reception

THOMPSON'S CAREER PASSING/RUSHING STATS

YEAR	G/S	CMP	ATT	INT	PCT	YDS	TD	LG	RUSH	YDS	TD	LG
2017	10/1	32	66	2	.485	388	2	32	75	448	6	40
2018	9/1	18	39	1	.462	458	6	84	24	226	4	25
2019	1/0	0	0	0	.000	0	0	0	0	0	0	0
TOTAL	20/2	50	105	3	.476	846	8	84	99	672	10	40

THOMPSON'S 2019 GAME-BY-GAME PASSING/RUSHING STATS

OPPONENT	G/S	CMP	ATT	INT	PCT	YDS	TD	LG	RUSH	YDS	TD	LG
at Louisiana					---DNP---							
Southern Miss					---DNP---							
Kansas State					---DNP---							
Kentucky					---DNP---							
at Auburn					---DNP---							
at Tennessee					---DNP---							
LSU					---DNP---							
at Texas A&M					---DNP---							
at Arkansas					---DNP---							
Alabama					---DNP---							
Abilene Christian					---DNP---							
Ole Miss	1/0	0	0	0	.000	0	0	0	0	0	0	0
TOTAL	1/0	0	0	0	.000	0	0	0	0	0	0	0



TIM WASHINGTON

Linebacker

Senior • 6-3 • 240

Yazoo City, Miss. (Yazoo City)

Major: Workforce Education Leadership



41


- An imposing, veteran linebacker who is an option at the position
- Played in 49 career games and serves as the backup Mike linebacker
- An SEC graduate, who earned his undergraduate degree in industrial technology in May
- Totaled 53 career tackles, including 3.5 for loss
- Tied for sixth in the SEC in forced fumbles (2) this season
- Collected a season-high six tackles, including 1.0 for loss, **vs. Kansas State (9/14)**
- Recorded two tackles including the first sack of his career **vs. Kentucky (9/21)**
- Totaled four tackles and forced two fumbles, the firsts of his career, **at #7 Auburn (9/28)**
- Did not see action **at Tennessee (10/12)** due to an upper-body injury
- Came off the bench for two tackles **vs. #4 Alabama (11/16)**
- Tied for second on the team with seven sacks, including three solo stops, **vs. Abilene Christian (11/23)**
- Also had broke up one pass against the Wildcats

WASHINGTON'S CAREER DEFENSIVE STATS

YEAR	G/S	UA	A	TT	TFL-YDS	SACKS-YDS	INT	PD	FF	FR
2016	12/0	0	0	0	0-0	0-0	0	0	0	0
2017	13/0	1	7	8	0-0	0-0	0	0	0	0
2018	13/0	5	16	21	1.5-3	0-0	0	0	0	0
2019	11/0	10	14	24	2.0-8	1.0-7	0	1	2	0
TOTAL	49/0	16	37	53	3.5-11	1.0-7	0	1	2	0

WASHINGTON'S 2019 GAME-BY-GAME DEFENSIVE STATS

OPPONENT	G/S	UA	A	TT	TFL-YDS	SACKS-YDS	INT	PD	FF	FR
at Louisiana	1/0	0	0	0	0.0-0	0.0-0	0	0	0	0
Southern Miss	1/0	0	0	0	0.0-0	0.0-0	0	0	0	0
Kansas State	1/0	1	5	6	1.0-1	0.0-0	0	0	0	0
Kentucky	1/0	1	1	2	1.0-7	1.0-7	0	0	0	0
at Auburn	1/0	4	0	4	0.0-0	0.0-0	0	0	2	0
at Tennessee					---DNP---					
LSU	1/0	0	0	0	0.0-0	0.0-0	0	0	0	0
at Texas A&M	1/0	0	1	1	0.0-0	0.0-0	0	0	0	0
at Arkansas	1/0	0	0	0	0.0-0	0.0-0	0	0	0	0
Alabama	1/0	0	2	2	0.0-0	0.0-0	0	0	0	0
Abilene Christian	1/0	3	4	7	0.0-0	0.0-0	0	1	0	0
Ole Miss	1/0	1	1	2	0.0-0	0.0-0	0	0	0	0
TOTAL	11/0	10	14	24	2.0-8	1.0-7	0	1	2	0



AUSTIN WILLIAMS

Wide Receiver

Sophomore • 6-3 • 200

Ocean Springs, Miss. (Ocean Springs)

Major: Finance

85

- Promising sophomore receiver with good size and tremendous hands
- Appeared in 25 contests, making five starts
- Collected 21 receptions for 256 career yards and five touchdowns for his career
- Had a 12-yard TD catch to give MSU a 35-14 lead in the fourth quarter **vs. Louisiana (8/31)**
- It was the fourth TD catch of his career and his first since hauling in a pair of TD passes vs. Arkansas on Nov. 17, 2018
- Made a 10-yard catch in the fourth quarter **at Texas A&M (10/26)**, his first since the SEC opener
- Provided his second multi-catch game of the year with two catches for 18 yards in win **at Arkansas (11/2)**
- Caught a six-yard touchdown pass in the fourth quarter **vs. Abilene Christian (11/23)** for his second touchdown of the year and fifth of his career

WILLIAMS' CAREER RECEIVING STATS

YEAR	G/S	REC	YDS	AVG	TD	LP/OPPONENT
2018	13/5	10	137	13.7	3	33/ARKANSAS
2019	12/0	11	119	10.8	2	28/LOUISIANA
TOTAL	25/5	21	256	12.2	5	33/ARKANSAS

WILLIAMS' 2019 GAME-BY-GAME RECEIVING STATS

OPPONENT	G/S	REC	YDS	AVG	TD	LG
at Louisiana	1/0	3	43	14.3	1	28
Southern Miss	1/0	1	13	13.0	0	13
Kansas State	1/0	0	0	0.0	0	0
Kentucky	1/0	1	20	20.0	0	20
at Auburn	1/0	0	0	0.0	0	0
at Tennessee	1/0	0	0	0.0	0	0
LSU	1/0	0	0	0.0	0	0
at Texas A&M	1/0	1	10	10.0	0	10
at Arkansas	1/0	2	18	9.0	0	11
Alabama	1/0	0	0	0.0	0	0
Abilene Christian	1/0	2	6	3.0	1	6
Ole Miss	1/0	1	9	9.0	0	9
TOTAL	12/0	11	119	10.8	2	28



TYLER WILLIAMS

Cornerback

Sophomore • 6-2 • 175

Oxford, Miss. (Lafayette)

Major: Business Administration

13

- Lockdown, lengthy corner who is poised for a strong sophomore campaign
- Appeared in 18 games with four starts to his credit
- Totaled 27 career tackles and has broken up four passes
- Broke up a career-high two passes **vs. Louisiana (8/31)**
- Set career high with three tackles **vs. Southern Miss (9/7)** and added the first fumble recovery of his career
- Earned the start in place of an injured Cameron Dantzler **vs. Kansas State (9/14)** and collected three tackles
- Did not see action **at #7 Auburn (9/28)**, **at Tennessee (10/12)** and **vs. #2 LSU (10/19)** due to injury
- Returned from injury, seeing his first action since Week 4 when he made one tackle and notched a quarterback hurry **at Texas A&M (10/27)**
- Made his second career start and collected one tackle **at Arkansas (11/2)**
- Racked up a career-best eight tackles and the first forced fumble of his career **vs. #4 Alabama (11/16)** ... Forced fumble came in the first quarter

WILLIAMS' CAREER DEFENSIVE STATS

YEAR	G/S	UA	A	TT	TFL-YDS	SACKS-YDS	INT	PBU	FF	FR
2018	9/0	4	2	6	0.0-0	0.0-0	0	1	0	0
2019	9/4	9	12	21	0.0-0	0.0-0	0	3	1	1
TOTAL	18/4	13	14	27	0.0-0	0.0-0	0	4	1	1

WILLIAMS' 2019 GAME-BY-GAME DEFENSIVE STATS

OPPONENT	G/S	UA	A	TT	TFL-YDS	SACKS-YDS	INT	PBU	FF	FR
at Louisiana	1/0	0	0	0	0.0-0	0.0-0	0	2	0	0
Southern Miss	1/0	1	2	3	0.0-0	0.0-0	0	0	0	1-0
Kansas State	1/1	0	3	3	0.0-0	0.0-0	0	0	0	0
Kentucky	1/0	2	1	3	0.0-0	0.0-0	0	1	0	0
at Auburn					---DNP---					
at Tennessee					---DNP---					
LSU					---DNP---					
at Texas A&M	1/0	1	0	1	0.0-0	0.0-0	0	0	0	0
at Arkansas	1/1	1	0	1	0.0-0	0.0-0	0	0	0	0
Alabama	1/1	3	5	8	0.0-0	0.0-0	0	0	1	0
Abilene Christian	1/1	0	1	1	0.0-0	0.0-0	0	0	0	0
Ole Miss	1/0	1	0	1	0.0-0	0.0-0	0	0	0	0
TOTAL	9/4	9	12	21	0.0-0	0.0-0	0	3	1	1-0



LEE WITHERSPOON

Running Back
Freshman • 5-10 • 205
Birmingham, Ala. (North Jackson)
Major: Undeclared

22

- Outstanding true freshman running back who shattered Alabama state records at North Jackson High School
- Holds Alabama state records for single-season rushing TDs (53) and total TDs (59)
- Recorded first career TD with a 22-yard run in the fourth quarter **vs. Southern Miss (9/7)**
- Finished with 40 yards on seven carries against the Golden Eagles
- Saw significant action in second half **vs. #2 LSU (10/19)**, catching two passes for 16 yards
- Returned the first kickoff of his career with a 15-yard return in the fourth quarter at **Texas A&M (10/26)**
- Delivered his highest output in an SEC game with 24 yards on the ground on five carries at **Arkansas (11/2)**

WITHERSPOON'S CAREER RUSHING/RECEIVING STATS

YEAR	G/S	RUSH	YDS	AVG	TD	LG	REC	YDS	AVG	TD	LG
2019	10/0	18	84	4.7	1	22	3	19	6.3	0	12
Total	10/0	18	84	4.7	1	22	3	19	6.3	0	12

WITHERSPOON'S 2019 GAME-BY-GAME RUSHING/RECEIVING STATS

OPPONENT	G/S	RUSH	YDS	AVG	TD	LG	REC	YDS	AVG	TD	LG
at Louisiana							---	DNP---			
Southern Miss	1/0	7	40	5.7	1	22	0	0	0.0	0	0
Kansas State	1/0	3	4	1.3	0	2	0	0	0.0	0	0
Kentucky	1/0	0	0	0.0	0	0	0	0	0.0	0	0
at Auburn	1/0	2	3	2.5	0	0	0	0	0.0	0	0
at Tennessee							---	DNP---			
LSU	1/0	0	0	0.0	0	0	2	16	8.0	0	12
at Texas A&M	1/0	0	0	0.0	0	0	0	0	0.0	0	0
at Arkansas	1/0	5	24	4.8	0	9	0	0	0.0	0	0
Alabama	1/0	0	0	0.0	0	0	1	3	3.0	0	3
Abilene Christian	1/0	1	13	13.0	0	13	0	0	0.0	0	0
Ole Miss	1/0	0	0	0.0	0	0	0	0	0.0	0	0
TOTAL	10/0	18	84	4.7	1	22	3	19	6.3	0	12



ISAIAH ZUBER

Wide Receiver
Senior • 6-0 • 190
Stone Mountain, Ga. (Kansas State)
Major: Workforce Education Leadership



12

- An athletic, lockdown graduate transfer who can play multiple receiver positions
- Also contributes on special teams as the primary kickoff return option
- Kansas State's top receiver in 2018 with 52 catches, 619 yards and five touchdowns
- Including his Kansas State career, has caught 13 career touchdown passes (2 at MSU, 11 at KState)
- Made his MSU debut **vs. Louisiana (8/31)**, hauling in a reception for 14 yards
- Returned two kicks vs. the Ragin' Cajuns for a total of 36 yards
- Made his first start as a Bulldog **vs. Kentucky (9/21)**, recording three receptions for 16 yards
- Hauled in a 20-yard catch **at #7 Auburn (9/28)**
- Earned his second start of the season **at Tennessee (10/12)**, rushing one time for four yards
- Solid game vs. **#2 LSU (10/19)**, making three catches for 53 yards, including a long of 29
- Provided a season-long 28-yard kickoff return in the second quarter against the Tigers
- MSU's top receiver **at Texas A&M (10/26)**, notching the first two TDs of his Bulldog career on a three-catch, 58-yard day ... Was the third 2-TD game of his career (had two as a junior at Kansas State) ... Both TDs came in the second half, including a 38-yarder in the fourth quarter
- Became the first Bulldog of the season with a 2-TD receiving game and first since Austin Williams vs. Arkansas in 2018
- Finished the Texas A&M game with 140 all-purpose yards, second-most on the day, after a season-high 80 yards on kickoff returns (averaged 20.0 ypr)

ZUBER'S MSU CAREER RECEIVING STATS

YEAR	G/S	REC	YDS	AVG	TD	LP/OPPONENT
2019	12/2	14	211	15.1	2	38/TEXAS A&M
TOTAL	12/2	14	211	15.1	2	38/TEXAS A&M

ZUBER'S MSU CAREER KICK RETURN STATS

YEAR	G/S	KR	YDS	AVG	LG	TD
2019	12/2	9	171	19.0	28	0
TOTAL	12/2	9	171	19.0	28	0

ZUBER'S 2019 GAME-BY-GAME RECEIVING STATS

OPPONENT	G/S	REC	YDS	AVG	TD	LG
at Louisiana	1/0	1	14	14.0	0	14
Southern Miss	1/0	2	23	11.5	0	17
Kansas State	1/0	0	0	0.0	0	0
Kentucky	1/1	3	16	5.3	0	7
at Auburn	1/0	1	20	20.0	0	20
at Tennessee	1/1	0	0	0.0	0	0
LSU	1/0	3	53	17.7	0	29
at Texas A&M	1/0	3	58	19.3	2	38
at Arkansas	1/0	1	27	27.0	0	27
Alabama	1/0	0	0	0.0	0	0
Abilene Christian	1/0	0	0	0.0	0	0
Ole Miss	1/0	0	0	0.0	0	0
TOTAL	12/2	14	211	15.1	2	38

MISSISSIPPI STATE BOWL HISTORY

ALL-TIME BOWL RESULTS (22 GAMES)

RECORD: 13-9

Date	Bowl	Opponent	Location	Venue	Attendance	Result	Score
1/1/37	Orange	Duquesne	Miami, Fla.	Orange Bowl	9,210	L	12-13
1/1/41	Orange	Georgetown	Miami, Fla.	Orange Bowl	29,554	W	14-7
12/21/63	Liberty	NC State	Philadelphia, Pa.	Philadelphia Stadium	8,309	W	16-12
12/28/74	Sun	North Carolina	El Paso, Texas	Sun Bowl	26,035	W	26-24
12/27/80	Sun	Nebraska	El Paso, Texas	Sun Bowl	34,723	L	17-31
12/31/81	Hall of Fame	Kansas	Birmingham, Ala.	Legion Field	41,672	W	10-0
12/29/91	Liberty	Air Force	Memphis, Tenn.	Liberty Bowl	61,497	L	15-38
1/1/93	Peach	North Carolina	Atlanta, Ga.	The Georgia Dome	69,125	L	17-21
1/2/95	Peach	NC State	Atlanta, Ga.	The Georgia Dome	64,902	L	24-28
1/1/99	Cotton	Texas	Dallas, Texas	Cotton Bowl	72,611	L	11-38
12/30/99	Peach	Clemson	Atlanta, Ga.	The Georgia Dome	73,315	W	17-7
12/31/00	Independence	Texas A&M	Shreveport, La.	Independence Stadium	36,974	W	43-41[OT]
12/29/07	Liberty	UCF	Memphis, Tenn.	Liberty Bowl	63,816	W	10-3
1/1/11	Gator	Michigan	Jacksonville, Fla.	EverBank Field	68,352	W	52-14
12/30/11	Music City	Wake Forest	Nashville, Tenn.	LP Field	55,208	W	23-17
1/1/13	Gator	Northwestern	Jacksonville, Fla.	EverBank Field	48,612	L	20-34
12/31/13	Liberty	Rice	Memphis, Tenn.	Liberty Bowl	57,846	W	44-7
12/31/14	Orange	Georgia Tech	Miami Gardens, Fla.	Sun Life Stadium	58,211	L	34-49
12/30/15	Belk	NC State	Charlotte, N.C.	Bank of America Stadium	46,423	W	51-28
12/26/16	St. Petersburg	Miami (Ohio)	St. Petersburg, Fla.	Tropicana Field	15,717	W	17-16
12/30/17	TaxSlayer	Louisville	Jacksonville, Fla.	EverBank Field	41,310	W	31-27
1/1/19	Outback	Iowa	Tampa, Fla.	Raymond James Stadium	40,518	L	22-27

COACHES IN MSU BOWL GAMES

1/1/37	Orange	Duquesne	Ralph Sasse	John Smith
1/1/41	Orange	Georgetown	Allyn McKeen	Jack Hagerty
12/21/63	Liberty	North Carolina State	Paul Davis	Earle Edwards
12/28/74	Sun	North Carolina	Bob Tyler	Bill Dooley
12/27/80	Sun	Nebraska	Emory Bellard	Tom Osborne
12/31/81	Hall of Fame	Kansas	Emory Bellard	Don Fambrough
12/29/91	Liberty	Air Force	Jackie Sherrill	Fisher DeBerry
1/1/93	Peach	North Carolina	Jackie Sherrill	Mac Brown
1/2/95	Peach	North Carolina State	Jackie Sherrill	Mike O'Cain
1/1/99	Cotton	Texas	Jackie Sherrill	Mac Brown
12/30/99	Peach	Clemson	Jackie Sherrill	Tommy Bowden
12/31/00	Independence	Texas A&M	Jackie Sherrill	R.C. Stocum
12/29/07	Liberty	UCF	Sylvester Croom	George O'Leary
1/1/11	Gator	Michigan	Dan Mullen	Rich Rodriguez
12/30/11	Music City	Wake Forest	Dan Mullen	Jim Grobe
1/1/13	Gator	Northwestern	Dan Mullen	Pat Fitzgerald
12/31/13	Liberty	Rice	Dan Mullen	David Bailiff
12/31/14	Orange	Georgia Tech	Dan Mullen	Paul Johnson
12/30/15	Belk	NC State	Dan Mullen	Dave Doeren
12/26/16	St. Petersburg	Miami (Ohio)	Dan Mullen	Chuck Martin
12/30/17	TaxSlayer	Louisville	Greg Knox (interim)	Bobby Petrino
1/1/19	Outback	Iowa	Joe Moorhead	Kirk Ferentz

BEST BOWL WINNING PCT. BY MSU COACH

Coach	Record	Pct.
Sylvester Croom	1-0	1.000
Paul Davis	1-0	1.000
Greg Knox (interim)	1-0	1.000
Allyn McKeen	1-0	1.000
Bob Tyler	1-0	1.000
Dan Mullen	5-2	.714
Emory Bellard	1-1	.500
Jackie Sherrill	2-4	.333
Joe Moorhead	0-1	.000
Ralph Sasse	0-1	.000

MOST BOWL GAME WINS BY MSU COACH

Coach	Record	Pct.
Dan Mullen	5-2	.714
Jackie Sherrill	2-4	.333
Sylvester Croom	1-0	1.000
Paul Davis	1-0	1.000
Greg Knox (interim)	1-0	1.000
Allyn McKeen	1-0	1.000
Bob Tyler	1-0	1.000
Emory Bellard	1-1	.500
Joe Moorhead	0-1	.000
Ralph Sasse	0-1	.000

MSU BOWL GAME MOST VALUABLE PLAYERS

1963 LIBERTY BOWL

Ode Burrell, HB

1974 SUN BOWL

Terry Vitrano, FB
Jimmy Webb, DT - Outstanding Lineman

1981 HALL OF FAME BOWL

John Bond, QB
John Bond, QB (MSU Offense)
Johnie Cooks, LB (MSU Defense)

1991 MSU LIBERTY BOWL

Kenny Roberts, RB (MSU Offense)
Keo Coleman, LB (MSU Defense)

1993 PEACH BOWL

Greg Plump, QB (MSU Offense)
Marc Woodard, LB (MSU Defense)

1995 PEACH BOWL

Tim Rogers, PK (MSU Offense)
Larry Williams, DL (MSU Defense)

1999 PEACH BOWL

Wayne Madkin, QB - Offensive

2000 INDEPENDENCE BOWL

Willie Blade, DT - Defensive

2007 LIBERTY BOWL

Derek Pegues, DB

2011 GATOR BOWL

Chris Relf, QB

2011 MUSIC CITY BOWL

Vick Ballard, RB

2013 LIBERTY BOWL

Dak Prescott, QB
Jameon Lewis, WR (MSU Offense)
Preston Smith, DE (MSU Defense)

2015 BELK BOWL

Dak Prescott, QB

2016 ST. PETERSBURG BOWL

Nick Fitzgerald, QB

2017 TAXSLAYER BOWL

Mark McLaurin, S

BOWL GAME TEAM RECORDS

PASSING

MOST COMPLETIONS

MSU: 33 vs. Georgia Tech (2014 Orange)
25 vs. NC State (2015 Belk)
25 vs. North Carolina (1993 Peach)
Opponent: 27 by Michigan (2011 Gator)
26 by Wake Forest (2011 Music City)

FEWEST COMPLETIONS

MSU: 3 vs. North Carolina (1974 Sun)
3 vs. NC State (1963 Liberty)
Opponent: 1 by Air Force (1991 Liberty)
5 by North Carolina (1974 Sun)
5 by NC State (1963 Liberty)
5 by Duquesne (1937 Orange)

MOST ATTEMPTS

MSU: 51 vs. Georgia Tech (2014 Orange)
45 vs. North Carolina (1993 Peach)
Opponent: 56 by Clemson (1999 Peach)
48 by Wake Forest (2011 Music City)

FEWEST ATTEMPTS

MSU: 6 vs. NC State (1963 Liberty)
8 vs. North Carolina (1974 Sun)
Opponent: 2 by Air Force (1991 Liberty)
11 by Texas A&M (2000 Independence)

MOST YARDS

MSU: 453 vs. Georgia Tech (2014 Orange)
380 vs. NC State (2015 Belk)
Opponent: 306 by Clemson (1999 Peach)
263 by Miami [Ohio] (2016 St. Petersburg)

FEWEST YARDS

MSU: 28 vs. NC State (1963 Liberty)
44 vs. North Carolina (1974 Sun)
Opponent: 10 by Air Force (1991 Liberty)
58 by NC State (1963 Liberty)

MOST INTERCEPTIONS THROWN

MSU: 4 vs. Northwestern (2013 Gator)
2 vs. North Carolina (1993 Peach)
2 vs. Nebraska (1980 Sun)
2 vs. Wake Forest (2011 Music City)
2 vs. Iowa (2019 Outback)
Opponent: 5 by Clemson (1999 Peach)
4 by Louisville (2017 TaxSlayer)
4 by Duquesne (1937 Orange)

PUNTING

MOST PUNTS

MSU: 11 vs. UCF (2007 Liberty)
11 vs. Georgetown (1941 Orange)
Opponent: 9 by Kansas (1981 Hall of Fame)
9 by Duquesne (1937 Orange)

HIGHEST PUNTING AVERAGE

MSU: 53.0 vs. NC State (1995 Peach)
Opponent: 48.0 by NC State (1995 Peach)

RETURNS

MOST PUNT RETURNS

MSU: 5 vs. Texas A&M (2000 Independence)
5 vs. Wake Forest (2011 Music City)
Opponent: 8 by Wake Forest (2011 Music City)

MOST PUNT RETURN YARDS

MSU: 101 vs. NC State (1995 Peach)
Opponent: 54 by UCF (2007 Liberty)

MOST KICKOFF RETURNS

MSU: 6 vs. Louisville (2017 TaxSlayer)
5 vs. Northwestern (2013 Gator)
5 vs. Texas A&M (2000 Independence)
5 vs. Texas (1999 Cotton)
5 vs. North Carolina (1974 Sun)
Opponent: 8 by Michigan (2011 Gator)

MOST KICKOFF RETURN YARDS

MSU: 141 vs. Louisville (2017 TaxSlayer)
129 vs. Texas (1999 Cotton)
Opponent: 191 by Michigan (2011 Gator)

RUSHING

MOST ATTEMPTS

MSU: 68 vs. North Carolina (1974 Sun)
58 vs. Michigan (2011 Gator)
Opponent: 69 by Air Force (1991 Liberty)
61 by Georgia Tech (2014 Orange)
54 by Nebraska (1980 Sun)

FEWEST ATTEMPTS

MSU: 32 vs. Texas (1999 Cotton)
33 vs. Northwestern (2013 Gator)
33 vs. Georgia Tech (2014 Orange)
33 vs. Miami [Ohio] (2016 St. Petersburg)
Opponent: 20 by Iowa (2019 Outback Bowl)
25 by Michigan (2011 Gator)
32 by Rice (2013 Liberty)

MOST YARDS

MSU: 455 vs. North Carolina (1974 Sun)
277 vs. Louisville (2017 TaxSlayer)
Opponent: 452 by Georgia Tech (2014 Orange)
318 by Air Force (1991 Liberty)

FEWEST YARDS

MSU: 87 vs. Texas (1999 Cotton)
93 vs. Nebraska (1980 Sun)
Opponent: minus 15 by Iowa (2019 Outback)
35 by Kansas (1981 Hall of Fame)

SCORING

MOST POINTS SCORED

MSU: 52 vs. Michigan (2011 Gator)
51 vs. NC State (2015 Belk)
Opponent: 49 by Georgia Tech (2014 Orange)
41 by Texas A&M (2000 Independence)
38 by Texas (1999 Cotton)

LARGEST MARGIN OF VICTORY

MSU: 38 pts (52-14) vs. Michigan (2011 Gator)
37 pts (44-7) vs. Rice (2013 Liberty)
Opponent: 27 pts (38-11) by Texas (1999 Cotton)
23 pts (38-15) by Air Force (1991 Liberty)

MOST FIELD GOALS ATTEMPTED

MSU: 6 vs. NC State (1995 Peach)
Opponent: 3 by Louisville (2017 TaxSlayer)
3 by UCF (2007 Liberty)

MOST FIELD GOALS MADE

MSU: 5 vs. NC State (1995 Peach)
Opponent: 2 by Iowa (2019 Outback)
2 by Louisville (2017 TaxSlayer)
2 by Northwestern (2013 Gator)
2 by NC State (1995 Peach)

TOTAL OFFENSE

MOST YARDS

MSU: 605 vs. Georgia Tech (2014 Orange)
569 vs. NC State (2015 Belk)
533 vs. Rice (2013 Liberty)
499 vs. North Carolina (1974 Sun)
Opponent: 577 by Georgia Tech (2014 Orange)
463 by Texas (1999 Cotton)
433 by Miami [Ohio] (2016 St. Petersburg)

FEWEST YARDS

MSU: 158 vs. Georgetown (1941 Orange)
195 vs. Nebraska (1980 Sun)
Opponent: 145 by Rice (2013 Liberty)
199 by Iowa (2019 Outback)
206 by Kansas (1981 Hall of Fame)

MOST PLAYS

MSU: 86 vs. North Carolina (1993 Peach)
84 vs. Georgia Tech (2014 Orange)
Opponent: 90 by Clemson (1999 Peach)
86 by Wake Forest (2011 Music City)

FEWEST PLAYS

MSU: 56 vs. NC State (1963 Liberty)
59 vs. Texas A&M (2000 Independence)
59 vs. Wake Forest (2011 Music City)
Opponent: 48 by Rice (2013 Liberty)
51 by Iowa (2019 Outback)
53 by North Carolina (1993 Peach)

MISCELLANEOUS TEAM RECORDS

MOST FIRST DOWNS

MSU: 33 vs. Georgia Tech (2014 Orange)
27 vs. Rice (2013 Liberty)
26 vs. NC State (2015 Belk)
Opponent: 27 by Texas (1999 Cotton)
26 by Georgia Tech (2014 Orange)

FEWEST FIRST DOWNS

MSU: 8 vs. Georgetown (1941 Orange)
12 vs. Kansas (1981 Hall of Fame)
12 vs. Duquesne (1937 Orange)
Opponent: 7 by Rice (2013 Liberty)
11 by Iowa (2019 Outback)

MOST PENALTIES

MSU: 21 vs. Clemson (1999 Peach)
11 vs. Louisville (2017 TaxSlayer)
11 vs. NC State (1963 Liberty)
Opponent: 8 by Clemson (1999 Peach)
7 by Kansas (1981 Hall of Fame)

MOST PENALTY YARDS

MSU: 188 vs. Clemson (1999 Peach)
122 vs. NC State (1963 Liberty)
Opponent: 90 by Georgetown (1941 Orange)
82 by Clemson (1999 Peach)
82 by Kansas (1981 Hall of Fame)

FEWEST PENALTIES

MSU: 1 vs. Duquesne (1937 Orange)
2 vs. Rice (2013 Liberty)
2 vs. Miami [Ohio] (2016 St. Petersburg)
Opponent: 0 by Iowa (2019 Outback)
1 by Duquesne (1937 Orange)

FEWEST PENALTY YARDS

MSU: 5 vs. Duquesne (1937 Orange)
23 vs. Michigan (2011 Gator)
Opponent: 0 by Iowa (2019 Outback)
5 by Duquesne (1937 Orange)

MOST FUMBLES

MSU: 5 vs. Kansas (1981 Hall of Fame)
5 vs. Nebraska (1980 Sun)
Opponent: 3 by North Carolina (1974 Sun)
2 by four teams

MOST FUMBLES LOST

MSU: 4 vs. Nebraska (1980 Sun)
2 vs. Louisville (2017 TaxSlayer)
2 vs. Air Force (1991 Liberty)
2 vs. Wake Forest (2011 Music City)
Opponent: 2 by NC State (1963 Liberty)
1 by nine teams

BOWL GAME INDIVIDUAL RECORDS

PASSING

MOST COMPLETIONS

33 by Dak Prescott vs. Georgia Tech (2014 Orange)
25 by Dak Prescott vs. NC State (2015 Belk)
24 by Greg Plump vs. North Carolina (1993 Peach)
18 by Chris Relf vs. Michigan (2011 Gator)
17 by Dak Prescott vs. Rice (2013 Liberty)
17 by Wayne Madkin vs. Clemson (1999 Peach)
14 by Nick Fitzgerald vs. Iowa (2019 Outback)
13 by Nick Fitzgerald vs. Miami [Ohio] (2016 St. Petersburg)
13 by Derrick Taite vs. NC State (1995 Peach)
12 by Tyler Russell vs. Northwestern (2013 Gator)
12 by Chris Relf vs. Wake Forest (2011 Music City)
12 by Matt Wyatt vs. Texas (1999 Cotton)

MOST ATTEMPTS

51 by Dak Prescott vs. Georgia Tech (2014 Orange)
42 by Dak Prescott vs. NC State (2015 Belk)
40 by Greg Plump vs. North Carolina (1993 Peach)
38 by Wayne Madkin vs. Clemson (1999 Peach)
32 by Nick Fitzgerald vs. Iowa (2019 Outback)
28 by Dak Prescott vs. Rice (2013 Liberty)
28 by Tyler Russell vs. Northwestern (2013 Gator)
28 by Derrick Taite vs. NC State (1995 Peach)
26 by Nick Fitzgerald vs. Miami [Ohio] (2016 St. Petersburg)
24 by Matt Wyatt vs. Texas (1999 Cotton)

MOST YARDS

453 by Dak Prescott vs. Georgia Tech (2014 Orange)
380 by Dak Prescott vs. NC State (2015 Belk)
287 by Greg Plump vs. North Carolina (1993 Peach)
283 by Dak Prescott vs. Rice (2013 Liberty)
281 by Chris Relf vs. Michigan (2011 Gator)
176 by Wayne Madkin vs. Clemson (1999 Peach)
156 by Matt Wyatt vs. Texas (1999 Cotton)
152 by Nick Fitzgerald (2019 Outback)
141 by Derrick Taite vs. NC State (1995 Peach)
136 by Nick Fitzgerald vs. Miami [Ohio] (2016 St. Petersburg)

MOST TOUCHDOWN PASSES

4 by Dak Prescott vs. NC State (2015 Belk)
3 by Dak Prescott vs. Georgia Tech (2014 Orange)
3 by Dak Prescott vs. Rice (2013 Liberty)
3 by Chris Relf vs. Michigan (2011 Gator)
2 by Tyler Russell vs. Northwestern (2013 Gator)
2 by Wayne Madkin vs. Texas A&M (2000 Independence)

MOST INTERCEPTIONS THROWN

4 by Tyler Russell vs. Northwestern (2013 Gator)
2 by Greg Plump vs. North Carolina (1993 Peach)
2 by John Bond vs. Nebraska (1980 Sun)
2 by Chris Relf vs. Wake Forest (2011 Music City)
2 by Nick Fitzgerald vs. Iowa (2019 Outback)

PUNTING

MOST PUNTS

11 by Blake McAdams vs. UCF (2007 Liberty)
11 by Sonny Bruce vs. Georgetown (1941 Orange)

HIGHEST PUNTING AVERAGE

53.0 by Andy Russ vs. N.C. State (1995 Peach)—3 punts
50.4 by Tucker Day vs. Iowa (2019 Outback)—5 punts
50.0 by Dana Moore vs. Nebraska (1980 Sun)—5 punts

BLOCKED PUNTS

Andre Bennett vs. NC State (1995 Peach)
Hunter Corhern vs. Georgetown (1941 Orange)

RECEIVING

MOST RECEPTIONS

9 by De'Runnya Wilson vs. Georgia Tech (2014 Orange)
9 by Jameon Lewis vs. Rice (2013 Liberty)
8 by Willie Harris vs. North Carolina (1993 Peach)
7 by Fred Ross vs. NC State (2015 Belk)
6 by Joe Morrow vs. Georgia Tech (2014 Orange)
6 by Fred Ross vs. Georgia Tech (2014 Orange)

MOST YARDS

220 by Jameon Lewis vs. Rice (2013 Liberty)
127 by Willie Harris vs. North Carolina (1993 Peach)
117 by Joe Morrow vs. Georgia Tech (2014 Orange)
105 by De'Runnya Wilson vs. Georgia Tech (2014 Orange)
102 by Fred Ross vs. Georgia Tech (2014 Orange)
96 by De'Runnya Wilson vs. NC State (2015 Belk)
79 by LaDarius Perkins vs. Michigan (2011 Gator)
79 by Mardye McDole vs. Nebraska (1980 Sun)
78 by Brandon Holloway vs. NC State (2015 Belk)
74 by Fred Ross vs. NC State (2015 Belk)

MOST TOUCHDOWN RECEPTIONS

2 by Brandon Holloway vs. NC State (2015 Belk)
2 by De'Runnya Wilson vs. Georgia Tech (2014 Orange)
1 by Kylin Hill vs. Iowa (2019 Outback)
1 by Fred Ross vs. NC State (2015 Belk)
1 by De'Runnya Wilson vs. NC State (2015 Belk)
1 by Fred Ross vs. Georgia Tech (2014 Orange)
1 by Malcolm Johnson vs. Rice (2013 Liberty)
1 by LaDarius Perkins vs. Rice (2013 Liberty)
1 by Artimus Samuel vs. Rice (2013 Liberty)
1 by Arceto Clark vs. Northwestern (2013 Gator)
1 by Malcolm Johnson vs. Northwestern (2013 Gator)
1 by Michael Carr vs. Michigan (2011 Gator)
1 by Arceto Clark vs. Michigan (2011 Gator)
1 by Arceto Clark vs. Wake Forest (2011 Music City)
1 by Ricco Sanders vs. Michigan (2011 Gator)
1 by Donald Lee vs. Texas A&M (2000 Independence)
1 by Dicoenzo Miller vs. Texas A&M (2000 Independence)
1 by Dontae Walker vs. Clemson (1999 Peach)
1 by Lahitia Grant vs. Texas (1999 Cotton)
1 by Olanda Truitt vs. North Carolina (1993 Peach)
1 by Trenell Edwards vs. Air Force (1991 Liberty)
1 by Michael Haddix vs. Nebraska (1980 Sun)
1 by Fred Walters vs. Duquesne (1937 Orange)

RUSHING

MOST ATTEMPTS

27 by Keytaon Thompson vs. Louisville (2017 TaxSlayer)
24 by Anthony Dixon vs. UCF (2007 Liberty)
24 by Walter Packer vs. North Carolina (1974 Sun)
23 by Donald Ray King vs. Nebraska (1980 Sun)
22 by James Johnson vs. Texas (1999 Cotton)
20 by Nick Fitzgerald vs. Iowa (2019 Outback)
20 by Vick Ballard vs. Michigan (2011 Gator)
20 by Terry Vitrano vs. North Carolina (1974 Sun)
19 by LaDarius Perkins vs. Northwestern (2013 Gator)
18 by Nick Fitzgerald vs. Miami [Ohio] (2016 St. Petersburg)

MOST YARDS

183 by Walter Packer vs. North Carolina (1974 Sun)
180 by Vick Ballard vs. Wake Forest (2011 Music City)
164 by Terry Vitrano vs. North Carolina (1974 Sun)
155 by Keytaon Thompson vs. Louisville (2017 TaxSlayer)
143 by Dontae Walker vs. Texas A&M (2000 Independence)
134 by Nick Fitzgerald vs. Miami [Ohio] (2016 St. Petersburg)
112 by James Johnson vs. Texas (1999 Cotton)

MOST RUSHING TOUCHDOWNS

3 by Keytaon Thompson vs. Louisville (2017 TaxSlayer)
3 by Vick Ballard vs. Michigan (2011 Gator)
3 by Dontae Walker vs. Texas A&M (2000 Independence)
2 by Nick Fitzgerald vs. Miami [Ohio] (2016 St. Petersburg)
2 by Dak Prescott vs. Rice (2013 Liberty)
2 by Vick Ballard vs. Wake Forest (2011 Music City)
2 by Walter Packer vs. North Carolina (1974 Sun)

SCORING

MOST POINTS SCORED

18 by Keytaon Thompson vs. Louisville (2017 TaxSlayer)
18 by Vick Ballard vs. Michigan (2011 Gator)
18 by Dontae Walker vs. Texas A&M (2000 Independence)
16 by Tim Rogers vs. NC State (1995 Peach)
12 by Nick Fitzgerald vs. Iowa (2019 Outback)
12 by Nick Fitzgerald vs. Miami [Ohio] (St. Petersburg)
12 by Brandon Holloway vs. NC State (2015 Belk)
12 by De'Runnya Wilson vs. Georgia Tech (2014 Orange)
12 by Dak Prescott vs. Rice (2013 Liberty)
12 by Vick Ballard vs. Wake Forest (2011 Music City)
12 by Walter Packer vs. North Carolina (1974 Sun)

MOST FIELD GOALS ATTEMPTED

6 by Tim Rogers vs. NC State (1995 Peach)
3 by Jace Christmann vs. Iowa (2019 Outback)
3 by Dana Moore vs. Kansas (1981 Hall of Fame)
2 by Jace Christmann vs. Louisville (2017 TaxSlayer)
2 by Evan Sobiesk vs. Georgia Tech (2014 Orange)
2 by Devon Bell vs. Northwestern (2013 Gator)
2 by Brian Hazelwood vs. Texas (1999 Cotton)
2 by Chris Gardner vs. North Carolina (1993 Peach)
2 by Vic Nickels vs. North Carolina (1974 Sun)
2 by Justin Canale vs. NC State (1963 Liberty)

MOST FIELD GOALS MADE

5 by Tim Rogers vs. NC State (1995 Peach)
3 by Jace Christmann vs. Iowa (2019 Outback)
2 by Evan Sobiesk vs. Georgia Tech (2014 Orange)
2 by Devon Bell vs. Northwestern (2013 Gator)
2 by Vic Nickels vs. North Carolina (1974 Sun)

MISCELLANEOUS

MOST INTERCEPTIONS

3 by Mark McLaurin vs. Louisville (2017 TaxSlayer)
2 by Nickoe Whitley vs. Northwestern (2013 Gator)
1 by many players (last: Willie Gay Jr. vs. Iowa in 2019 Outback)

MSU LONG PLAYS

LONGEST RUSH

72, Vick Ballard vs. Wake Forest (2011 Music City)

LONGEST PASS

81, Chris Relf to LaDarius Perkins vs. Michigan (2011 Gator)

LONGEST PUNT

82, Ike Pickle vs. Duquesne (1937 Orange)

LONGEST FIELD GOAL

47, Devon Bell vs. Northwestern (2013 Gator)
47, Dana Moore vs. Nebraska (1980 Sun)

LONGEST PUNT RETURN

50, Keffer McGee vs. NC State (1995 Peach)

LONGEST KICKOFF RETURN

62, Glen Young vs. Nebraska (1980 Sun)

LONGEST INTERCEPTION RETURN

46, Willie Gay Jr. vs. Iowa (2019 Outback)

OPPONENT LONG PLAYS

LONGEST RUSH

75, Lamar Jackson of Louisville (2017 TaxSlayer)

LONGEST PASS

75, Nate Stanley to Nick Easley of Iowa (2019 Outback)

LONGEST PUNT

63, Bucky Scribner of Kansas (1981 Hall of Fame)

LONGEST FIELD GOAL

47, Kris Stockton of Texas (1999 Cotton Bowl)

LONGEST PUNT RETURN


24, Bracey Walker of North Carolina (1993 Peach)

LONGEST KICKOFF RETURN

41, Martavious Odoms of Michigan (2011 Gator)

LONGEST INTERCEPTION RETURN

44, Cliff Baskerville of North Carolina (1993 Peach)



MISSISSIPPI STATE DUQUESNE

12
13

January 1, 1937 • Orange Bowl • Miami, Fla.

A desperation 72-yard touchdown pass from tailback Boyd Brumbaugh to end Ernie Hefferlie spelled an end to Mississippi State's upset hopes as Duquesne edged the Bulldogs 13-12 in the first decade of Orange Bowl history.

With time running out, coach John "Little Clipper" Smith's Dukes went to the air. His team had thrown six straight incompletions before Brumbaugh heaved one after fading back all the way to his own 20-yard line. Hefferlie cradled it in at the State 25 and scored untouched for the game-winner.

"A shouting, shirt-sleeved crowd of 9,210 went wild when Brumbaugh's bull's eye in the final period pulled the Dukes from almost certain defeat," a local newspaper account detailed.

Coach **Ralph Sasse's** Bulldogs, who ended the year at a hearty 7-3-1 after the postseason clash, scored first on a 10-yard run by back **Ike Pickle**. Pickle later boomed an 82-yard punt for an Orange Bowl record that still stands.

After Brumbaugh plunged 1 yard and a PAT kick put the Dukes of Pittsburgh, Pa., ahead 7-6, State reversed the advantage again when tailback **Pee Wee Armstrong** of Meridian lofted a 40-yard touchdown pass to **Fred Walters** of Laurel to give the Bulldogs a 12-7 lead. That same twosome had combined for a 65-yard scoring pass to give MSU a stunning 13-7 upset at Army during the 1935 season.

Armstrong's scintillating passes had provided State with the impetus to gain the lead. His aerial strikes set up Pickle's touchdown run prior to his throw to Walters to gain Mississippi State the lead.

Brumbaugh later found Hefferlie for the game-winning TD pass in the fourth quarter. The Dukes edged State after two Bulldog conversion tries had failed.

The narrow loss to Duquesne was a microcosm of the '36 season for State. The Maroons lost three games by a total of 20 points.

Mississippi State	6	6	0	0	=	12
Duquesne	0	7	0	6	=	13

MSU — Pickle 10 run (kick failed)


DU — Brumbaugh 1 run (Brumbaugh kick)

MSU — Walters 40 pass from Armstrong (kick failed)

DU — Hefferlie 72 pass from Brumbaugh (kick failed)

	MSU	DU
First Downs	12	14
Rushing Yards	111	199
Passing Yards	159	110
Passes (C-A-I)	8-23-0	5-15-4
Total Offense	270	309
Fumbles-Lost	0-0	0-0
Penalties-Yards	1-5	1-5





#9 MISSISSIPPI STATE #13 GEORGETOWN

14 7

January 1, 1941 • Orange Bowl • Miami, Fla.

The Associated Press proclaimed following State's standout season: "Mississippi State reigns as undisputed king of football in the Deep South. State's 13-0 trouncing of Alabama and subsequent acceptance of an Orange Bowl bid eliminated any doubt that the Maroons were gridiron kings of these parts."

Almost a year before the United States of America officially entered World War II, Mississippi State downed the Georgetown Hoyas (who reigned strongly in Eastern football circles in those days) 14-7 in the '41 Orange Bowl to end the year with a 10-0-1 record and a No. 9 ranking nationally.

Coach **Allyn McKeen**'s crew scored in the first quarter when tackle **John Tripson** covered a blocked Hoya punt in the end zone and **Wilbur Dees**' extra point gave the Bulldogs a quick 7-0 lead.

State's rugged defense took control in the second quarter after the Bulldogs had jumped ahead 14-0 when tailback **Billy Jefferson** scored on a 2-yard dive play and **Sonny Bruce** kicked the PAT.

Georgetown dented Coach McKeen's vaunted defense for the lone Hoyas' TD of the day in the third quarter when Benny Castiglia hit paydirt on a 2-yard run. But MSU managed good ball control behind the running of tailback **Harvey Johnson** and the defensive work of all-America end **Buddy Elrod** to secure its first bowl win.

State was led by Starkville native **Hunter Corhern**, a captain of the team and an outstanding guard. MSU was considered to have the finest line in the South during the '40 season, a group that boasted three all-Southeastern Conference performers, plus the aforementioned Elrod, a consensus all-America.

When asked to compare all his great teams at Mississippi State, head coach Allyn McKeen said, "Some of the school's greatest wins came during the 1939 season, but I have to go with the 1940 team as my best."

Mississippi State	7	7	0	0	=	14
Georgetown	0	0	7	0	=	7


MSU — Tripson blocked-punt recovery (Dees kick)


MSU — Jefferson 2 run (Bruce kick)

GU — Castiglia 2 run (Lio kick)

	MSU	GU
First Downs	8	14
Rushing Yards	106	125
Passing Yards	52	104
Passes (C-A-I)	5-11-0	10-23-3
Total Offense	158	229
Fumbles-Lost	2-0	1-0
Penalty Yards	71	90

Attendance: 29,554





MISSISSIPPI STATE NC STATE

16
12

December 21, 1963 • Philadelphia Stadium • Philadelphia, Penn.

Hot coffee froze on press box ledges between kickoff and halftime, but the action on the field was warm enough to offset eight-degree temperatures and 17 mile-per-hour winds outside as coach **Paul Davis'** Bulldogs took a 16-12 win over the North Carolina State Wolfpack.

As the Bulldogs capped a 7-2-2 season before their first national television audience (on NBC, with the legendary Lindsey Nelson providing play-by-play) at Philadelphia Stadium, a blocked punt helped provide MSU's margin of victory for the second bowl game in a row.

In the first quarter, MSU end **Bill McGuire** blocked a Dave Houtz punt at the N.C. State 26, and fellow end **Tommy Inman** scooped up the loose football and ran it 11 yards for an MSU score. **Justin Canale's** PAT made it 7-0. Quarterback **Sonny Fisher** gave the Bulldogs a little more breathing room later in the period as the Laurel, Miss., resident sprinted 3 yards for a second touchdown. Canale's extra-point kick failed, but the future pro football standout later redeemed himself.

He gave MSU a 16-0 second-quarter lead with a 43-yard field goal into the gusty wind.

But North Carolina State made a bit of a comeback bid, aided by 122 yards on 11 penalties assessed against the aggressive Bulldogs. The Wolfpack scored the last two touchdowns of the game, but both two-point conversion attempts failed.

Coach Davis and his team had heaters on the State bench and a Plexiglas canopy to protect them from the frigid air.

"The defense did a good job all day, especially considering the conditions," Davis said. "We had a stronger line."



Mississippi State	13	3	0	0	=	16
NC State	0	6	0	6	=	12

MSU — Inman 11 blocked-punt return (Canale kick)

MSU — Fisher 3 run (kick failed)

MSU — Canale 43 FG

NCSU — Rossi 1 run (pass failed)

NCSU — Barlow 5 pass from Rossi (pass failed)


	MSU	NCSU
First Downs	16	15
Rushing Yards	53-275	52-176
Passing Yards	28	58
Passes (C-A-I)	3-6-1	5-12-0
Total Offense	303	234
Fumbles-Lost	2-1	2-2
Penalties-Yards	11-122	3-25

Rushing: (MSU) Granger 13-94, Fisher 16-81 1TD, Burrell, 10-69, Hodges 8-21, Sparks 4-18, Edwards 2-(-8); **(NCSU)** Rossi 18-67 1TD, Falzarano 12-42, Scarpati 7-22, Kazarsky 7-21, Clark 7-17, Houtz 1-7.

Passing: (MSU) Edwards 1-1-18-0; Fisher 2-5-10-1; **(NCSU)** Rossi 5-12-58-0 1TD.

Receiving: (MSU) Bland 2-17, Inman 1-11; **(NCSU)** Barlow 3-30 1TD, Clark 1-23, Scarpati 1-5.

Attendance: 8,309



MISSISSIPPI STATE NORTH CAROLINA

December 28, 1974 • Sun Bowl • El Paso, Texas

26
24

Mississippi State's 26-24 Sun Bowl win over North Carolina was one of the truly great contests of the 1974-75 bowl season.

Coach **Bob Tyler's** Bulldogs, who finished 9-3 and 18th in the nation, set the stage for the game when Most Valuable Offensive Player **Terry Vitrano** took a handoff from quarterback **Rockey Felker** and sprinted 55 yards on the game's opening play.

While a rising fog blanketed the field during most of the first half, Vitrano gained big chunks of real estate to end the day with 164 yards on 20 carries, including a game-winning, two-yard touchdown run.

That run capped a 6:29 drive that ate most of the fourth-quarter clock, ending at the 3:41 mark. Three times MSU faced third downs on the drive and State faced a fourth-and-2 at the UNC 25-yard line, where Felker called his own number, clawing for 15 yards. Felker then ran eight more yards to set up Vitrano winning score.

The drive reminded both Tyler and Felker of the Bulldogs' 29-28 win over Memphis State earlier in the year, a game in which State drove 98 yards in the closing two minutes for the win.

All-America defensive tackle **Jimmy Webb**, named Most Valuable Defensive Player in the game, registered one of his most critical 12 tackles of the day on a fourth-and-short situation at midfield in the fourth quarter to preserve the MSU win.

MSU's All-SEC tailback **Walter Packer** piled up 183 yards on 24 attempts, scoring on runs of 1 and 16 yards while **Vic Nickels** kicked field goals of 24 and 32 yards.

Mississippi State's 455 yards of rushing, which still stand as a Sun Bowl record, were just a bit much for the Tar Heels, coached by MSU grad Bill Dooley.

"This team was better than we expected in a lot of ways," Tyler said. "I think we're a year ahead. We established unity in our program that usually takes two seasons to establish. I've never been more confident or enthusiastic about the future than I am right now."



Mississippi State	7	3	10	6	=	26
North Carolina	7	0	14	3	=	24

MSU — Packer 1 run (Nickels kick)

UNC — Betterson 1 run (Alexander kick)

MSU — Nickels 24 FG

UNC — Betterson 6 run (Alexander kick)

MSU — Packer 16 run (Nickels kick)

UNC — Jerome 29 pass from Kupec (Alexander kick)

MSU — Nickels 32 FG

UNC — Alexander 26 FG

MSU — Vitrano 2 run (kick failed)

	MSU	UNC
First Downs	25	22
Rushes-Yards	68-455	54-277
Passing Yards	44	125
Passes (C-A-I)	3-8-0	5-15-1
Total Offense	499	402
Fumbles-Lost	1-1	3-0
Penalties-Yards	5-45	2-30

RUSHING: (MSU) Packer 24-183 2TD, Vitrano 20-164 1TD, Felker 14-69, Johnson 7-22, Smith 3-17; (UNC) Voight 17-90, Betterson 19-84 2TD, Oliver 9-57, Lamens 4-32, Jerome 4-14, Kupec 1-(-10).

PASSING: (MSU) Felker 2-7-33-0; Johnson 1-1-11-0; (UNC) Kupec 5-15-125-1 1TD.

RECEIVING: (MSU) Lewis 2-27, Barkum 1-17; (UNC) Norton 2-61, Jerome 2-42 1TD, Waddell 1-22.

Attendance: 26,035



#17 MISSISSIPPI STATE #8 NEBRASKA

17 31

December 27, 1980 • Sun Bowl • El Paso, Texas

The scene was the same as six years earlier in the Sun Bowl when Mississippi State engaged a team that had as much talent as any football power in the nation.

This bowl trip proved to be less successful, however, as coach Tom Osborne's Huskers prevailed in a 31-17 contest.


Mississippi State had won five consecutive regular-season games to enter the contest with a 9-2 record under coach **Emory Bellard**, but Nebraska was just a bit too deep and powerful as the Huskers took a 17-0 halftime lead.

State's high-powered offensive attack, which set school records for total offense and rushing offense, later cut the margin to 24-17 behind the option play of freshman quarterback **John Bond** of Valdosta, Ga. He ran for one touchdown on a 1-yard sneak and hit all-SEC tailback **Michael Haddix** of Walnut, Miss., for an 11-yard TD pass and MSU's final touchdown.

The day, however, belonged to Nebraska's defense, which held Bond to minus-8 yards rushing on 16 carries, and to seven completions in 19 attempts with two interceptions.

Sophomore kicking specialist **Dana Moore** from Baton Rouge, La., booted a 47-yard field goal and had a 64-yard punt, enabling him to achieve an MSU-record, 50-yard punting average for the afternoon.

"I am proud of our team and the season we had," Bellard said. "We just flat out gave Nebraska too many opportunities. Our defense played well enough to win. Looking at what we have, we will be back next year."



Mississippi State	0	0	3	14	=	17
Nebraska	7	10	7	7	=	31

UN — Brown 23 run (Seibel kick), 12:30 1st

UN — Seibel 22 FG, 3:23 2nd

UN — Finn 8 pass from Quinn (Seibel kick), 1:57 2nd

MSU — Moore 47 FG, 7:12 3rd

UN — Franklin 2 run (Seibel kick), 2:16 3rd

MSU — Bond 1 run (Morgan kick), 11:44 4th

UN — McCrady 52 pass from Quinn (Seibel kick), 3:21 4th

MSU — Haddix 11 pass from Bond (Morgan kick), 1:00 4th

	MSU	UN
First Downs	15	16
Rushes-Yards	53-93	54-159
Passing Yards	102	159
Passes (C-A-I)	7-19-2	9-19-1
Total Offense	195	318
Fumbles-Lost	5-4	1-1
Penalties-Yards	4-30	4-37

RUSHING: (MSU) King 23-96, Haddix 4-14, Wonsley 1-8, McDole 5-7, Collins 1-2, Parenton 2-(-4), Bond 16-(-8), Moore 1-(-21); **(UN)** Franklin 17-67 1TD, Redwine 13-42, Brown 1-23 1TD, Craig 5-13, Steels 2-9, Kotera 2-7, Johnson 3-3, Quinn 11-(-5).

PASSING: (MSU) Bond 7-19-102-2 1TD; **(UN)** Quinn 9-19-151-1 2TD.

RECEIVING: (MSU) McDole 4-69, Price 1-25, Haddix 1-11 1TD, Doss 1-7; **(UN)** McCrady 2-107 1TD, Brown 2-16, Steels 2-14, Davies 1-9, Finn 1-8 1TD, Kotera 1-5.

Attendance: 34,723.



MISSISSIPPI STATE KANSAS

10
0

December 31, 1981 • Legion Field • Birmingham, Ala.

With Defensive Most Valuable Player and all-America linebacker **Johnie Cooks** of Leland, Miss., leading a fierce charge, Mississippi State scored its first bowl shutout win by downing the Kansas Jayhawks of the Big Eight Conference 10-0 to improve its bowl record to 4-2.

It was, indeed, a day for the defense.

The Bulldogs, aided by a steady mist that fell throughout the day, held Kansas to 35 yards rushing on 40 attempts, intercepted a pair of Jayhawk passes, and forced a fumble. State recorded its first shutout since 1979.

Lightning struck early for the Bulldogs as all-SEC defensive back **Rob Fesmire** of Nashville, Tenn., recovered a Ricky Green fumble on the opening kickoff and the opportunistic Bulldogs scored on the next play. Quarterback **John Bond**, State's Offensive Most Valuable Player and the game's MVP, sprinted 17 yards around right end on the first play from scrimmage and **Bob Morgan's** PAT gave the Bulldogs an early 7-0 lead.

Place-kicker **Dana Moore** iced the game with a 22-yard field goal with just over 11 minutes left in the first half for the final margin of victory. The Bulldogs advanced to 8-4 and moved up to 17th in the final AP national poll.

Moore also set a record, averaging 49.1 yards per punt on nine kicks.

Wingback **Danny Knight** of Natchez, Miss., contributed a big 37-yard sprint down the left sideline on a third-and-long situation while Cooks, defensive tackles **Glen Collins**, **Earnest Barnes** and a number of unsung heroes on the specialty teams gathered together to provide the Bulldogs with the ingredients necessary for a satisfying bowl win.

"The whole defensive unit played extremely well," MSU head coach **Emory Bellard** said. "We didn't ring the bell quite enough on offense, but we did move the ball down the field a good bit."

Mississippi State	7	3	0	0	=	10
Kansas	0	0	0	0	=	0

MSU — Bond 17 run (Morgan kick)

MSU — Moore 22 FG

	MSU	KU
First Downs	12	14
Rushing Yards	53-236	40-35
Passing Yards	51	171
Passes (C-A-I)	5-16-0	15-31-2
Total Offense	287	206
Fumbles-Lost	5-1	1-1
Penalties-Yards	10-65	7-82

RUSHING: (MSU) Knight 10-79, Bond 17-79 1TD, King 14-38, Haddix 7-25, Windham 3-5, Edwards 1-5, Wonsley 1-5; **(KU)** Taylor 20-61, Jones 7-20, Green 1-(-2), Smith 7-(-9), Frederick 5-(-35).

PASSING: (MSU) Bond 5-16-51-0; **(KU)** Smith 8-22-61-2; Frederick 7-9-110-0.

RECEIVING: (MSU) Haddix 2-16, Price 1-15, Richardson 1-13, Aldredge 1-7; **(KU)** Taylor 7-41, Johnson 3-34, Capers 2-57, Bastin 2-20, Jones 1-19.

Attendance: 41,672





MISSISSIPPI STATE AIR FORCE

15 38

December 29, 1991 • Liberty Bowl • Memphis, Tenn.

An all-time Liberty Bowl crowd of 61,497 looked on as the wishbone-attack of the Air Force Academy spoiled Mississippi State's return to the bowl scene with a 38-15 victory over the Bulldogs in the 33rd annual Liberty Bowl postseason contest.


Directed by all-WAC quarterback and Liberty Bowl MVP Rob Perez, the Falcons piled up 318 net yards rushing while attempting only two passes in this ESPN telecast. A potent ground attack earned AFA a 37:34-22:26 edge in possession time.

The Falcons jumped on MSU early as they posted three unanswered touchdowns before the Bulldogs dented the scoreboard just before halftime. AFA scored on a pair of 1-yard plunges by Jason Jones and Perez in the opening stanza. A 35-yard fumble return by Air Force's Shannon Yates at the 6:12 mark of the second quarter stretched the lead to 21-0.

The Bulldogs got on the scoreboard with the final score of the first half, a 4-yard touchdown pass from quarterback **Sleepy Robinson** to tight end **Trenell Edwards**.

After the intermission, AFA added a third-quarter, 20-yard field goal by Joe Wood and a 31-yard touchdown gallop by Scott Hufford to build the Falcons' insurmountable lead to 31-7 with 14:19 remaining in the contest.

Making its first bowl appearance in 10 years, MSU scored its final points on a 7-yard run by fullback **Michael Davis** with 7:23 left on the game clock.



Mississippi State	0	7	0	8	=	15
Air Force	14	7	3	14	=	38

AFA — Jones 1 run (Wood kick), 5:07 1st

AFA — Perez 1 run (Wood kick), 2:11 1st

AFA — Yates 35 fumble return (Wood kick), 6:12 2nd

MSU — Edwards 4 pass from Robinson (Gardner kick), 0:35 2nd

AFA — Wood 20 FG, 2:31 3rd

AFA — Hufford 31 run (Wood kick), 14:19 4th

MSU — Davis 7 run (Robinson pass from Jordan), 7:23 4th

AFA — Simpson fumble recovery (Wood kick), 6:05 4th

	MSU	AFA
First Downs	18	19
Rushes-Yards	36-163	69-318
Passing Yards	121	10
Passes (C-A-I)	13-24-1	1-2-1
Total Offense	284	328
Fumbles-Lost	3-2	2-0
Penalties-Yards	5-35	4-31
Time of Possession	22:26	37:34

RUSHING: (MSU) Roberts 8-62, Robinson 15-41, Williamson 5-28, Davis 2-18 1TD, Jordan 3-7, Prince 2-7, Galloway 1-0; **(AFA)** Perez 26-114 1TD, Jones 21-73 1TD, Gray 1-33, Hufford 1-31 1TD, Banks 5-23, Baker 4-18, Onuoha 5-12, Young 4-11, Parisi 2-3.

PASSING: (MSU) Robinson 6-12-49-0 1TD; Jordan 7-12-72-1; **(AFA)** Perez 1-2-10-1.

RECEIVING: (MSU) Roberts 4-28, W. Harris 3-37, Edwards 2-25 1TD, Davis 2-19, Prince 1-9, James 1-3; **(AFA)** Wilkie 1-10.

Attendance: 61,497

MSU BOWL HISTORY: 1993 PEACH BOWL



#24 MISSISSIPPI STATE #19 NORTH CAROLINA

17
21

January 1, 1993 • The Georgia Dome • Atlanta, Ga.

Despite jumping out to a 14-0 first-quarter lead, Mississippi State couldn't hold off a North Carolina squad playing an inspired second half as the Tar Heels posted a 21-17 victory in the first Peach Bowl held inside The Georgia Dome.

The Bulldogs jumped on top early, scoring on their first possession when **Greg Plump** found **Olanda Truitt** on a 2-yard touchdown pass. MSU added to that lead when **Kenny Roberts** raced 22 yards on the final play of the first quarter to give the Bulldogs a 14-0 lead.

State had a chance to put the game away in the second quarter, but a pair of Plump-to-Truitt touchdown passes were called back due to Bulldog holding penalties.

Trailing 14-0 at halftime, North Carolina took the second half kickoff and drove 82 yards to score on Natrone Means' 1-yard plunge. Later in the third period, the Tar Heels' Bracey Walker broke through to block a **Todd Jordan** punt and raced 24 yards into the end zone to tie the game at 14-14.

North Carolina took the lead for good early in the fourth quarter when UNC's Cliff Baskerville intercepted a Plump pass and returned it 44 yards for the go-ahead touchdown.

After **Chris Gardner**'s 46-yard field goal made the score 21-17, the Bulldogs had their chances to win the game late. MSU drove inside the Tar Heel 30 twice in the game's final three minutes, but an interception and loss on downs, respectively, doomed the Bulldogs' final chances.



Mississippi State	14	0	0	3	=	17
North Carolina	0	0	14	7	=	21

MSU — Truitt 2 pass from Plump (Gardner kick), 11:09 1st

MSU — Roberts 22 run (Gardner kick), 0:00 1st

UNC — Means 1 run (Pignetti kick), 12:39 3rd

UNC — Walker 24 blocked-punt return (Pignetti kick), 6:38 3rd

UNC — Baskerville 44 interception return (Pignetti kick), 12:36 4th

MSU — Gardner 46 FG, 8:42 4th

	MSU	UNC
First Downs	24	13
Rushes-Yards	41-144	36-149
Passing Yards	296	106
Passes (C-A-I)	25-45-2	7-17-2
Total Offense	450	255
Fumbles-Lost	1-0	1-1
Penalties-Yards	9-87	4-36
Time of Possession	34:33	25:27

RUSHING: (MSU) Roberts 9-64 1TD, Davis 10-32, T. James 6-24, Prince 5-19, Jordan 1-9, Hudson 1-5, Truitt 1-0, Plump 8-(-9); **(UNC)** Means 21-128 1TD, Faulkerson 4-9, Thomas 9-6, Jordan 1-3, Brooks 1-3.

PASSING: (MSU) Plump 24-40-2 287 1TD, Jordan 1-4-0 9, Hudson 0-1-0 0; **(UNC)** Thomas 7-16-2 106, Jerry 0-1-0 0.

RECEIVING: (MSU) Wi.Harris 8-127, Roberts 5-49, Truitt 3-31 1TD, Prince 2-23, Clanton 2-21, James 2-0, Ward 1-20, C.Jones 1-16, Knight 1-9; **(UNC)** Brooks 2-60, Jerry 2-20, Means 1-15, Holliday 1-13, Felton 1-(-2).

Attendance: 69,125

MSU BOWL HISTORY: 1995 PEACH BOWL



#16 MISSISSIPPI STATE #23 NC STATE

24
28

January 2, 1995 • The Georgia Dome • Atlanta, Ga.

For the second time in three years, Mississippi State earned a berth in the Peach Bowl. And for the second time in three years, the Bulldogs held a third-quarter lead over its counterpart. But again, State could not maintain that advantage, dropping a 28-24 decision to NC State.

Like it had done two years prior, Mississippi State gained an early advantage in this Peach Bowl match-up. Place-kicker **Tim Rogers**, MSU's Offensive Player of the Game, booted a 37-yard field goal just 2:21 into the contest, and the Bulldogs had a 3-0 advantage. It would be the first of a bowl-record and school-standard tying five field goals for Rogers.

But, as NC State was able to do throughout the game, the Wolfpack erased that early lead. Running back Tremayne Stephens capped an 80-yard drive with a 2-yard touchdown run to give NCSU a 7-3 lead.

Rogers and Steve Videtich traded field goals around the first-quarter break before the Bulldogs mounted a touchdown drive of their own. Senior running back **Michael Davis** scored from 11 yards out to give MSU a 13-10 edge.

A pair of big plays opened the door for the Bulldogs to take control of the game as the second half began. Forcing the 'Pack to punt on their first series of the second half, **Andre Bennett** blocked the NC State kick into the end zone for a safety, and MSU had a two-point lead.

On the ensuing free kick, **Keffer McGee** returned the punt a bowl-record 50 yards, putting the Bulldogs in business at the NCSU 15-yard line. Unable to advance the ball into the end zone, State settled for a Rogers field goal and its lead was just 18-13.

Three plays later, however, **Larry Williams**, State's Defensive Player of the Game, put his team back in scoring position with a standout defensive play. On a second-and-16 play from the NCSU 30, Williams sacked quarterback Terry Harvey, stripped him of the football, and then recovered the pigskin at the 21.

But once again, the Bulldog attack was not able to capitalize, and Rogers was forced to convert a 36-yard field goal.

Rejuvenated by the disaster averted, NC State struck for a game-tying touchdown and two-point conversion at the close of the third period. Harvey hit Dallas Dickerson from 3 yards out for the score, and then ran for the extra points.

The Wolfpack used a big play of their own, a 62-yard pass play to set up their go-ahead score. Freshman fullback Carlos King bulled in from 11 yards away and State was down 28-21.

Mississippi State 6 7 8 3 = 24

NC State 7 6 8 7 = 28

MSU — Rogers 37 FG, 12:29 1st

NCSU — Stephens 2 rush (Videtich kick), 9:21 1st

MSU — Rogers 21 FG, 2:57 1st

NCSU — Videtich 45 FG, 13:21 2nd

MSU — Davis 11 run (Rogers kick), 7:29 2nd

NCSU — Videtich 36 FG, 0:08 2nd

MSU — Safety (blocked punt), 13:27 3rd

MSU — Rogers 29 FG, 10:45 3rd

MSU — Rogers 36 FG, 8:36 3rd

NCSU — Dickerson 3 pass from Harvey (Harvey run), 1:12 3rd

NCSU — King 11 run (Videtich kick), 13:06 4th

MSU — Rogers 30 FG, 4:47 4th

	MSU	NCSU
First Downs	16	20
Rushes-Yards	35-117	48-172
Passing Yards	185	164
Passes (C-A-I)	14-29-0	14-25-1
Total Offense	302	336
Fumbles-Lost	0-0	2-1
Penalties-Yards	6-53	2-15
Time of Possession	26:49	33:11

RUSHING: (MSU) Davis 13-51 1TD, Bouie 12-51, McCrary 3-10, Moulds 2-10, Clark 2-(-1), Taite 3-(-4); **(NCSU)** Stephens 21-105 1TD, King 6-38 1TD, Brown 7-25, Hill 1-4, Fitzgerald 3-3, Bender 2-3, Harvey 7-0, Grissett 1-(-6).

PASSING: (MSU) Taite 13-28-0 141, Clark 1-1-0 44; **(NCSU)** Harvey 11-18-0 139 1TD, Bender 3-7-1 25.

RECEIVING: (MSU) McCrary 3-39, C. Jones 3-39, Watkins 3-20, McGee 2-62, Bouie 1-11, M. Brown 1-9, Moulds 1-5; **(NCSU)** Dickerson 3-31 1TD, Grissett 2-68, Guffie 2-30, King 2-9, Fitzgerald 2-5, Stephens 1-9, Thomas 1-8, Hill 1-4.

Attendance: 64,902



#23 MISSISSIPPI STATE
#20 TEXAS

11
38

January 1, 1999 • Cotton Bowl • Dallas, Texas

Playing in their first traditional New Year's Day bowl game since the 1941 Orange Bowl, the Bulldogs faced an enormous task in trying to stop the University of Texas and its Heisman Trophy winner Ricky Williams. Behind Williams' Cotton Bowl record 203 yards rushing and two touchdowns, the Longhorns snapped their seven-game losing slide to **Jackie Sherrill** and defeated Mississippi State 38-11 in the Southwestern Bell Cotton Bowl Classic.

Texas struck early in the contest behind the arm of quarterback Major Applewhite. The freshman found Wayne McGarity late in the opening period on a 59-yard scoring strike, giving Texas an early 7-0 lead.

The Longhorns took advantage of good field position and a long pass play to take a 14-0 lead, as Applewhite again called McGarity's number for a 52-yard touchdown with 5:11 to go in the first half.

Mississippi State would close out the scoring in the half with a 39-yard field goal from senior **Brian Hazelwood**.

After showcasing their passing game in the first half, Texas began to exploit a tired Bulldog defense with a running game that featured the NCAA's career rushing leader in Williams, who got the scoring started in the second half with a 37-yard gallop to stretch the Longhorns' lead to 21-3 just 2:26 into the second half. A Kris Stockton field goal would extend the UT lead to 24-3 six minutes later.

The Bulldog offense, led by **James Johnson**'s 112 yards on the ground, still struggled to find its niche against a stubborn Texas defense. An injury to star all-purpose receiver **Kevin Prentiss** in the opening half made their task even more difficult. Unable to keep the weary MSU defense off the field, the Bulldogs were victimized by another Williams' scoring run at the 2:42 mark of the third period as Texas grabbed control of the contest with a 31-3 advantage.

Mississippi State 0 3 0 8 = 11

Texas 7 7 24 0 = 38

UT — McGarity 59 pass from Applewhite (Stockton kick), 2:17 1st

UT — McGarity 52 pass from Applewhite (Stockton kick), 5:11 2nd

MSU — Hazelwood 39 FG, 2:32 2nd

UT — R. Williams 37 run (Stockton kick), 12:34 3rd

UT — Stockton 47 FG, 6:39 3rd

UT — R. Williams 2 run (Stockton kick), 2:42 3rd

UT — Cavi 18 pass from Applewhite (Stockton kick), 0:14 3rd

MSU — Grant 5 pass from Wyatt (J. Johnson rush), 10:07 4th

	MSU	UT
First Downs	18	27
Rushes-Yards	32-87	43-238
Passing Yards	205	225
Passes (C-A-I)	16-40-1	15-26-0
Total Offense	292	463
Fumbles-Lost	2-1	1-0
Penalties-Yards	9-89	5-55
Time of Possession	27:59	32:01

RUSHING: (MSU) J. Johnson 22-112, D. McKinley 2-7, Rainey 1-2, Prather 1-(-3), Madkin 4-(-11), Wyatt 2-(-20); (UT) R. Williams 30-203 2TD, Mitchell 7-26, Brown 3-15, Applewhite 3-(-6).

PASSING: (MSU) Wyatt 12-24-0 156 1TD, Madkin 4-16-1 49; (UT) Applewhite 15-26-0 225 3TD.

RECEIVING: (MSU) Grant 4-62 1TD, K. Cooper 4-38, Love 2-33, Kelly 2-14, J. Johnson 1-22, D. McKinley 1-20, Prentiss 1-8, Butler 1-8; (UT) R. Williams 5-45, McGarity 4-132 2TD, Cavi 3-31 1TD, Lewis 2-26, Nunez 1-(-9).

Attendance: 72,611





#15 MISSISSIPPI STATE CLEMSON

17 7

December 30, 1999 • The Georgia Dome • Atlanta, Ga.

Behind the impetus that had been the key all season — defense — Mississippi State downed Clemson 17-7 in the 1999 Chick-fil-A Peach Bowl in Atlanta's Georgia Dome.

The win gave State its 10th victory of the season, grouping the '99 Bulldogs with MSU's '40 edition which also posted 10 victories.

MSU notched the win despite allowing the most yardage it had all season (391), with 301 of that coming from quarterback Brandon Streeter who passed 50 times in the game.

Defense was the norm in the first half for both squads as the teams played to a scoreless tie at halftime. The closest either team got to a score in the first half was when Clemson advanced to State's 9-yard line late in the first quarter. But Tiger Tony Lazzara's field goal attempt was blocked by Bulldog senior **Robert Bean**, who registered his seventh career blocked kick.

State wasted little time breaking the scoring ice in the second half. After **Pig Prather** returned the opening kickoff after intermission 45 yards to the MSU 47-yard line, the Bulldogs drove 31 yards on seven plays to set up a 39-yard field goal from **Scott Westerfield** at the 12:39 mark.

Three possessions later, Clemson threatened to answer, driving to the State 13 where it faced a fourth-and-7. The Tigers elected to go for it, but the MSU defense held firm, with defensive lineman **John Hilliard** batting down a Streeter pass.

The quarter would end with State leading 3-0. The fourth quarter would be quite a different story in terms of point production, as the teams combined for three touchdowns in the final frame.

State extended its lead to 10-0 on the first full drive of the final period, going 43 yards on 10 plays with quarterback **Wayne Madkin** scrambling for a 2-yard score. The drive was set up at Clemson's 43-yard line on an interception by Bulldog **Eugene Clinton**, one of five State pickoffs in the contest.

Clemson would answer on the ensuing possession with its only score of the night. The Tigers drove 70 yards on eight plays with Streeter diving in from a yard out.

But State was not intimidated. The Bulldogs answered that challenge with a solid eight-play, 57-yard charge of their own. Madkin, the game's Most Valuable Offensive Player, found tailback **Dontae Walker** on the left side and Walker jaunted 15 yards for the touchdown which iced the game for MSU at 17-7 with 4:31 remaining in regulation.



Mississippi State	0	0	3	14	=	17
Clemson	0	0	0	7	=	28

MSU — Westerfield 39 FG, 12:39

MSU — Madkin 2 run (Westerfield kick), 11:40

CU — Streeter 1 run (Lazzara kick), 8:15

MSU — D.Walker 15 pass from Madkin (Westerfield kick), 4:31

	MSU	CU
First Downs	16	24
Rushes-Yards	33-89	34-85
Passing Yards	176	306
Passes (C-A-I)	17-38-0	25-56-5
Total Offense	265	391
Fumbles-Lost	2-1	1-1
Penalties-Yards	21-188	8-82
Time of Possession	30:41	29:19

RUSHING: (CU) Rambert 18-70, Dantzler 9-8, Streeter 4-7 1TD, Wofford 1-5, Witherspoon 1-2, Zachery 1-(-7). (MSU) Madkin 5-37 1TD, Miller 10-24, D.Walker 9-18, Rainey 3-14, Griffith 3-1, Gibson 1-0, Team 2-(-5).

PASSING: (CU) Streeter 24-44-4-301, Dantzler 1-6-1-5. (MSU) Madkin 17-38-0-176 1TD.

RECEIVING: (CU) Gardner 7-75, Wofford 6-147, Lawyer 5-46, Cyrgalis 2-21, Rambert 2-8, Bailey 1-9, Seth 1-3, Reames 1-(-3). (MSU) Miller 3-54, Sirmones 2-21, D.Walker 2-20 1TD, Griffith 2-14, McCaskey 2-9, M.Butler 1-21, Love 1-20, Huntington 1-6, Lee 1-5, Gibson 1-3, Belcher 1-3.

Attendance: 73,315

MSU BOWL HISTORY: 2000 INDEPENDENCE BOWL



MISSISSIPPI STATE TEXAS A&M

43
41 (OT)

December 31, 2000 • Independence Bowl • Shreveport, La.

Willie Blade blocked an extra point, **Julius Griffith** ran it to the end zone for a two-point conversion, and **Wayne Madkin** scored from 6 yards out — all in overtime — to give Mississippi State a hard-fought, 43-41 decision over Texas A&M in the snow-filled Independence Bowl.

The Aggies took advantage of a couple of early MSU miscues on the snow-covered field to take a 14-0 edge seven minutes into the game. After scoring following a mishandled MSU snap just over two minutes into the contest, A&M continued to control momentum on fullback Ja'Mar Toombs' 4-yard plunge. Toombs had a game-high 193 yards.

Jackie Sherrill's Bulldogs fought back in the second quarter. With Toombs running through the State defense, **Dontae Walker** returned the favor to the Aggie stoppers, tallying 143 yards of his own. The sophomore took a handoff up the middle and scurried for 40 of those yards over the goal line to cut the lead.

With just over a minute until halftime, State scored behind Wayne Madkin. After the junior quarterback rushed for 10 yards, he connected on two pass plays, the second a four-yard score to **Dicenzo Miller** to tie the game at 14.

A&M bounced back with 31 seconds left in the half to take a 20-14 lead into the locker room. Quarterback Mark Farris lofted a ball high and deep into the heavy falling snow, finding Robert Ferguson on a 42-yard score.

The Aggies tried to put the game out of reach with two fourth-quarter touchdowns. On the opening play of the period, Farris once again went deep, this time connecting with Bethel Johnson on a 35-yard strike. A two-point conversion put the Aggies up 28-21. Toombs extended the lead on the following possession, rushing in from 13 yards to give A&M a 35-21 edge.

Walker cut the lead back to seven as he rushed in from 32 yards out, and, after a **Marco Minor** interception put MSU at the Aggie 4-yard line, Madkin found tight end **Donald Lee** in the end zone for the touchdown that sent the game into overtime, tied 35-35.

In the extra session, Toombs rushed in from 25 yards out on the first play to put A&M up 41-35. Blade reached up and blocked the Aggie extra point try. Eugene Clinton picked up the loose ball and pitched to Griffith who ran it in for two points.

Faced with a must-score situation on State's first overtime try, Madkin rushed down to the Aggies' 6-yard line and then took a keeper into the end zone to clinch the 43-41 win in what has become known as "Snow Bowl 2000".

Mississippi State	0	14	7	14	8	=	43
Texas A&M	14	6	0	15	6	=	41

TAMU — Whitaker 9 run (Kitchens kick), 12:56, 1st

TAMU — Toombs 4 run (Kitchens kick), 8:06, 1st

MSU — Walker 40 run (Westerfield kick), 9:22, 2nd

MSU — Miller 4 pass from Madkin (Westerfield kick), 7:22, 2nd

TAMU — Ferguson 42 pass from Farris (Kitchens kick failed), 0:46, 2nd

MSU — Walker 1 run (Westerfield kick), 11:55, 3rd

TAMU — Johnson 35 pass from Farris (Whitaker rush), 14:51, 4th

TAMU — Toombs 13 run (Kitchens kick), 9:20, 4th

MSU — Walker 32 run (Westerfield kick), 8:17, 4th

MSU — D.Lee 3 pass from Madkin (Westerfield kick), 1:30, 4th

TAMU — Toombs 25 run (Kitchens kick failed)

MSU — Griffith PAT return

MSU — Madkin 6 yd run

	MSU	TAMU
First Downs	16	14
Rushes-Yards	40-246	47-209
Passing Yards	71	133
Passes (C-A-I)	9-19-0	9-11-1
Total Offense	317	342
Fumbles-Lost	4-1	1-1
Penalties-Yards	6-45	7-71
Time of Possession	28:59	31:01

RUSHING: (MSU) Walker 16-143 3TD, Miller 11-48, Jus. Griffith 2-17, Madkin 11-38 TD. **(TAMU)** Toombs 35-193 3TD, Whitaker 8-16 TD, Weber 2-2, Farris 2-[-2].

PASSING: (MSU) Madkin 9-19-0-71 2TD. **(TAMU)** Farris 9-11-1-133 2TD.

RECEIVING: (MSU) Miller 4-30 TD, D.Lee 2-29 TD, Lindsey 1-7, Butler 1-3, Jus. Griffith 1-2. **(TAMU)** Ferguson 3-54 TD, Toombs 2-[-4], Johnson 1-35 TD, Porter 1-31, Taylor 1-15, Weber 1-2.

Attendance: 36,974



MISSISSIPPI STATE UCF

10 3

December 29, 2007 • Liberty Bowl Stadium • Memphis, Tenn.

Mississippi State cashed in on Central Florida's fourth turnover of the game, marching to the lone touchdown of the day late in the fourth quarter, to defeat the Knights 10-3 in the 49th renewal of the AutoZone Liberty Bowl, a game that was otherwise very defensive in nature.

With the win, MSU ended the 2007 season at 8-5, its most wins since 2000, and improved to 2-0 all-time over UCF which ended the year 10-4 after winning its last seven games and claiming the Conference USA crown. The Bulldogs also improved to 7-6 all-time in bowl games with the victory and has now been victorious its last three bowl appearances.

The late score, a 1-yard plunge by running back **Anthony Dixon**, came with just 1:54 remaining in the game. It capped a 10-play, 59-yard drive, State's longest of the day by almost 20 yards, that was setup by Bulldog **Keith Fitzhugh's** interception of Knight quarterback Kyle Israel, his third throwing miscue of the contest.

But until that point in the game, neither team had generated much offense in a game very much controlled by the defenses. Only two second quarter field goals - one by each team - graced the scoreboard in the first three quarters and the teams would combined for just 418 yards of total offense in the affair.

After a scoreless first quarter started the lowest scoring first half in Liberty Bowl history, UCF finally broke scoring ice after gaining excellent field position at the Bulldog 46 early in the second period. The Knights then moved the ball 18 yards to set up a Michael Torres 45-yard field goal that just cleared the crossbar. UCF led 3-0 with 11:49 to go before the intermission.

After the Knights forced a State punt on the next drive, the Bulldogs got their first break of the afternoon. MSU's **Derek Pegues**, named the game's Most Valuable Player, picked off the first of two passes at the Knight 46 and returned it 40 yards to the 6-yard line. UCF stood strong, however, and held MSU to a 22-yard **Adam Carlson** field goal, tying the game at the 6:02 mark.

UCF would have scoring chances on two consecutive drives in the third and fourth periods but Torres, who came into the game having hit 19-of-21 field goals on the year, would miss from 32 and 37 yards on those drives, negating some offensive momentum that the Knights had built at that point in the contest.

Dixon ended the day with 86 yards on 24 carries for the Bulldogs, who managed just 198 yards from scrimmage the entire game.

The game's attendance of 63,816 established a new Liberty Bowl record. The previous record of 61,497 was set in 1991 when the Bulldogs played Air Force.

UCF	0	3	0	0	=	3
Mississippi State	0	3	0	7	=	10

UCF — Torres 45 FG, 11:49, 2nd

MSU — Carlson 22 FG, 6:02, 2nd

MSU — Dixon 1 run, (Carlson kick), 1:54, 4th

	UCF	MSU
First Downs	13	10
Rushes-Yards	47-131	41-160
Passing Yards	88	39
Passes (C-A-I)	10-24-3	8-20-1
Total Offense	219	199
Fumbles-Lost	2-1	0-0
Penalties-Yards	3-25	5-45
Time of Possession	31:08	28:52

RUSHING: (UCF) Smith 35-119, Israel 11-13, Francis 1-[-1]. (MSU) Dixon 24-86 TD, Burks 2-25, Carroll 6-21, Ducre 6-20, Smith 1-5, Hart 1-4, Team 1-[-1].

PASSING: (UCF) Israel 10-24-3-88. (MSU) Carroll 8-18-1-39, Henig 0-2-0-0.

RECEIVING: (UCF) Smith 3-12, Ross 2-27, Rabazinski 2-26, Watters 2-13, Aiken 1-10. (MSU) Ducre 3-10, Smith 2-7, Dixon 1-10, Hart 1-8, Burks 1-4.

Attendance: 63,816





#21 MISSISSIPPI STATE MICHIGAN

52 14

January 1, 2011 • EverBank Field • Jacksonville, Fla.

It was an offensive clinic from start to finish for Mississippi State, as the Bulldogs manufactured 485 total yards en route to a dominating 52-14 win against Michigan in the 66th annual Gator Bowl at EverBank Field.

Mississippi State set several school bowl records with points scored (52) and margin of victory (38). In addition, the 485 total yards of offense were second only to the 499 gained against North Carolina in the 1974 Sun Bowl.

Chris Relf, named the game's MVP, completed 18 of his 23 passes for 281 yards and three touchdowns. The 281 passing yards were the second most in MSU bowl history. They are also the only two quarterbacks to throw for more than 200 yards in a bowl game. Relf, a junior from Montgomery, Ala., also scored on the ground from 1-yard out and finished with 311 total yards.

As prolific as MSU's offense was, so too was the defense. The Bulldogs held the Wolverines (7-6) to 342 yards, with 153 coming in the opening quarter. Michigan did enjoy a 14-10 lead after the first frame, but failed to score another point the remainder of the game.

Quarterback Denard Robinson was limited to a season-low 51 yards after grounding out 59 in the first quarter.

Robinson's arm produced the game's first points when he connected with Roy Roundtree for a 10-yard scoring strike. MSU quickly answered, though, and evened the score when Relf hit **Arceto Clark** from 4 yards out.

On their next possession, the Bulldogs took their first lead at 10-7 on a 42-yard field goal by **Derek DePasquale**. Back came the Wolverines, however, who went back on top following a 27-yard touchdown pass from Robinson to Martavious Odoms.

That play, though, would be Michigan's last highlight of the game. From that point, it was all Mississippi State.

With 11:38 left in the first half, **Vick Ballard** scored the first of his three touchdowns to give MSU a 17-14 lead. Then with 6:35 remaining, Relf found the end zone to extend the advantage to 24-14.

But the Bulldogs weren't done, as they scored again with 25 seconds left, this time on a 15-yard pass from Relf to **Ricco Sanders**, his first-career TD reception, for a 31-14 lead.

In the second half, the Bulldogs, who converted 9 of their 17 third-down attempts and were 5 of 5 on fourth down, got two more touchdowns from Ballard covering 1 and 7 yards. Ballard finished the year with 19 rushing touchdowns, breaking the single-season mark of 16 set by **Jackie Parker** in 1952.

MSU's final points were the result of a 31-yard pass from Relf to **Michael Carr**, the first touchdown of the freshman's career.

Mississippi State	10	21	14	7	=	52
Michigan	14	0	0	0	=	14

MICH - Roundtree 10 pass from Robinson (Gibbons kick), 10:56, 1st

MSU - Arceto Clark 4 yd pass from Chris Relf (D. DePasquale kick), 5:31, 1st

MSU - D. DePasquale 42 yd field goal, 2:23, 1st

MICH - Odoms, M. 27 yd pass from Robinson, D. (Gibbons, B. kick), 0:34, 1st

MSU - Vick Ballard 2 yd run (D. DePasquale kick), 11:38, 2nd

MSU - Chris Relf 1 yd run (D. DePasquale kick), 6:35, 2nd

MSU - Ricco Sanders 15 yd pass from Chris Relf (D. DePasquale kick), 0:25, 2nd

MSU - Vick Ballard 1 yd run (D. DePasquale kick), 6:19, 3rd

MSU - Vick Ballard 7 yd run (D. DePasquale kick), 0:10, 3rd

MSU - Michael Carr 31 yd pass from Chris Relf (D. DePasquale kick), 10:31, 4th

	MSU	MICH
First Downs	26	17
Rushes-Yards	58-204	25-88
Passing Yards	281	254
Passes (C-A-I)	18-23-1	27-41-1
Total Offense	485	342
Fumbles-Lost	0-0	1-1
Penalties-Yards	3-23	5-40
Time of Possession	35:15	24:45

RUSHING: **(MSU)** Vick Ballard 20-76; L. Perkins 9-40; Robert Elliott 6-36; Chris Relf 15-30; Adrian Marcus 7-24; Tyler Russell 1-minus 2. **(Michigan)** Robinson, D. 11-59; Shaw, Michael 4-19; Smith, Vincent 7-13; Toussaint, F. 2-5; Grady, Kelvin 1-minus 8.

PASSING: **(MSU)** Chris Relf 18-23-1-281. **(Michigan)** Robinson, D. 27-41-1-254.

RECEIVING: **(MSU)** Chris Smith 4-46; Michael Carr 3-65; Arceto Clark 3-45; L. Perkins 2-79; Ricco Sanders 2-23; Brandon Heavens 2-12; Vick Ballard 2-11. **(Michigan)** Roundtree, Roy 9-53; Stonum, Darryl 7-59; Hemingway, J. 4-49; Koger, Kevin 2-42; Smith, Vincent 2-17; Odoms, M. 1-27; Toussaint, F. 1-5; Shaw, Michael 1-2.

Attendance: 68,325

MSU BOWL HISTORY: 2011 MUSIC CITY BOWL



MISSISSIPPI STATE WAKE FOREST

23
17

December 30, 2011 • LP Field • Nashville, Tenn.

Donning the Maroon and White for the final time, senior running back **Vick Ballard** put the team on his back as he rushed for a career-high 180 yards and two touchdowns to propel Mississippi State to a 23-17 victory against Wake Forest in the Franklin American Mortgage Music City Bowl.

The Pascagoula, Miss., native was named MVP, while his production was the second best in MSU bowl history.

It was the Bulldogs' fifth-consecutive bowl win, a streak that tied Rutgers for the longest in the nation. MSU also improved to 9-6 in bowl outings, with a 4-2 mark against ACC foes.

Ballard deserves a bulk of the credit for MSU's latest achievement, breaking free down the sidelines for a 60-yard scoring scamper with 34 seconds left in the opening quarter to even the game at 7-apiece after the Demon Deacons had scored on a 14-yard run by Brandon Pendergrass.

In the second quarter, Mississippi State turned to its passing game to take the lead for good when senior quarterback **Chris Relf** connected with a wide open **Arceto Clark** for a 31-yard scoring strike and a 13-7 advantage following the missed PAT. The touchdown was set up when junior defensive end and All-American **Fletcher Cox** blocked a Wake Forest field goal.

The final points of the half resulted in a 33-yard **Derek DePasquale** field goal which put MSU up, 16-7.

In the second half, though, Wake Forest grabbed the early momentum when Tommy Bohanon closed the gap to 16-14 on a 1-yard plunge. However, it would be as close as the Demon Deacons would get.

Ballard made sure of that in the fourth quarter when he broke free for a 72-yard touchdown, the longest in MSU bowl history, to swell the lead to 23-14.

Wake would score again on a 46-yard field goal by Jimmy Newman, but from that point the MSU defense thwarted any comeback hopes by taking its play to another level.

Offensively, MSU outgained Wake, 382-287. Relf threw for 129 yards on 12-of-19 passing, while also rushing for another 64 yards en route to finishing his career as MSU's winningest quarterback (15-7).

The defense was led by the play of Cox and **Corey Broomfield**, who registered a career-best two tackles behind the line of scrimmage to go along with a team-high nine tackles. It was a unit that recorded six sacks, the most since having seven in a 47-35 home win against No. 3 Florida on Sept. 30, 2000.

Mississippi State 7 9 0 7 = 23

Wake Forest 7 0 7 3 = 17

WF — Pendergrass 14 run (Newman kick), 4:24 1st

MSU — Vick Ballard 60 run (DePasquale kick), 3:04 1st

MSU — Arceto Clark 31 pass from Chris Relf (DePasquale kick failed), 12:41 2nd

MSU - DePasquale 33 yd field goal, 5:44 2nd

WF - Bohanon 1 run (Newman kick), 11:00 3rd

MSU - Vick Ballard 72 run (DePasquale kick), 12:53 4th

WF - Newman 46 yd field goal, 3:27 4th

	MSU	WF
First Downs	14	21
Rushes-Yards	39-253	38-63
Passing Yards	129	224
Passes (C-A-I)	12-20-2	26-48-0
Total Offense	382	287
Fumbles-Lost	3-2	0-0
Penalties-Yards	6-48	5-39
Time of Possession	24:10	35:50

RUSHING: (MSU) Ballard 14-180, Relf 15-64, Perkins 6-15, Team 2-(-2), Bumphis 2-(-4). **(WF)** Pendergrass 24-73, Reynolds 2-8, Givens 2-6, Bohanon 1-1, Team 1-(-1), Price 8-(-24).

PASSING: (MSU) Relf 12-19-2-129. **(WF)** Price 24-46-0-214, Wulfeck 1-1-0-1, Davis 1-1-0-9.

RECEIVING: (MSU) Smith 5-47, Clark 2-38, Ballard 2-9, M. Johnson 1-37, Perkins 1-1, Bumphis 1-(-3). **(WF)** Campanaro 10-128, Givens 9-54, Pendergrass 2-19, Parker 2-9, Price 1-9, Dembry 1-4, Bush 1-1.

Attendance: 55,208





MISSISSIPPI STATE #20 NORTHWESTERN

20 34

January 1, 2013 • EverBank Field • Jacksonville, Fla.

The No. 20 Northwestern Wildcats (10-3) downed the Mississippi State Bulldogs (9-5) 34-20 in the TaxSlayer.com Gator Bowl.

Northwestern wasted no time getting on the board when Quentin Williams returned a **Tyler Russell** interception 29 yards just 47 seconds into the game.

Jeff Budzien added a pair of field goals on the Wildcats next two drives from 34 and 37 yards, respectively. The Bulldog defense then stopped the Northwestern offense on back-to-back drives leading to MSU's first points of the day.

Devon Bell got the scoring going with a 27-yard field goal. After MSU forced a three-and-out, Russell connected with **Arceto Clark** for an 18-yard touchdown and sent State to the locker room only trailing by three.

Nickoe Whitley stopped Northwestern's first drive of the second half with the first of his two interceptions on the day. Three minutes later, Bell tied his career-long with a 47-yard field goal to square the game at 13 apiece.

The Wildcats quickly retook the lead with a six-play, 76-yard drive that only took 1:12 off the clock and then added another touchdown with 1:35 left in the third quarter to take 27-13 lead into the final stanza.

MSU tacked on another touchdown when Russell floated a pass to **Malcolm Johnson** in center of the endzone just 3:18 into the fourth quarter.

The MSU defense forced another three-and-out on Northwestern's next drive but, Russell's fourth interception of the day was returned 44 yards to the five yard line. The Wildcats punched in their final touchdown to secure the win.

Josh Robinson finished the game as State's leading rusher with 91 yards on seven carries. Junior **LaDarius Perkins** added 85 yards on 19 carries.

Clark finished with three catches for 36 yards and a touchdown, while Johnson hauled in two catches for 24 yards and a score. **Chad Bumphis** also grabbed three catches for 18 yards in his final game as a Bulldog.

Russell completed 12-of-28 for 106 yards, two touchdowns and four interceptions.



Mississippi State	0	10	3	7	=	20
Northwestern	10	3	14	7	=	34

NU - Williams 29 yd interception return (Budzien kick), 14:13 1st

NU - Budzien 34 yd field goal, 4:49 1st

NU - Budzien 37 yd field goal, 14:48 2nd

MSU - Devon Bell 27 yd field goal, 4:48 2nd

MSU - Arceto Clark 18 yd reception from Tyler Russell (Bell kick), 1:06, 2nd

MSU - Bell 47 yd field goal, 10:37 3rd

NU - Jones 3 yd run (Budzien kick), 9:25 3rd

NU - Siemian 4 yd run (Budzien kick), :26 3rd

MSU - Malcolm Johnson 14 yd reception from Russell (Bell kick), 11:42 4th

NU - Mark 3 yd run (Budzien kick) 8:10 4th

	MSU	NU
First Downs	18	19
Rushes-Yards	33-186	40-161
Passing Yards	106	196
Passes (C-A-I)	12-29-4	21-36-3
Total Offense	292	357
Fumbles-Lost	0-0	1-0
Penalties-Yards	6-47	2-20
Time of Possession	26:12	33:48

RUSHING: (MSU) Perkins 19-91, Robinson 7-91, Prescott 2-20, Bumphis 1-3, Russell 4-11. **(NU)** Colter 11-73, Mark 13-60, Siemian 2-14, Jones 6-14, Trumpy 3-7, Riley 2-5, Team 3-0.

PASSING: (MSU) Russell 12-28-4-106, Prescott 0-1-0-0. **(NU)** Siemian 12-20-1-120, Colter 9-16-2-76.

RECEIVING: (MSU) Clark 3-36, M. Johnson 2-24, Smith 2-24, Bumphis 3-18, Marcus 1-7, Robinson 1-(-3) **(NU)** Vitale 7-82, Fields 2-41, Jones 5-39, Lawrence 2-18, Prater 2-7, Riley 1-6, Mark 2-3

Attendance: 48,612



MISSISSIPPI STATE RICE

44 7

December 31, 2013 • Liberty Bowl Stadium • Memphis, Tenn.

Mississippi State ended the year and its 2013 season and year with a fitting celebration, ousting the Rice Owls 44-7 to claim victory in the 55th AutoZone Liberty Bowl. The margin of victory was the largest in any bowl game played thus far in 2013.

With the win, the Bulldogs secured their fourth-straight winning season and **Dan Mullen** earned the record for most bowl wins by any MSU coach ever, now 3-1 in four bowl appearances in his five seasons as the Bulldog mentor.

State dominated the game on both sides of the ball, with the defense holding Rice's top-15 national rushing attack to only 61 yards on the ground in the game while the Bulldog offense racked up 533 total yards on the other side of the ball.

After the Owls took an early 7-0 lead, the Bulldogs went on to score 44 unanswered points in the convincing win. Five different State players scored touchdowns in the contest.

State set school and Liberty Bowl records in the game. Sophomore quarterback **Dak Prescott** accounted for five touchdowns responsible for (a Liberty Bowl record) while throwing for 283 yards and three scores and rushing for two others. Junior receiver **Jameon Lewis** set the all-time MSU record for receiving yards in any game - regular or post season - with 220 yards on nine catches.

MSU ended 2013 on a flurry, winning consecutive overtime games at Arkansas and against arch rival Ole Miss at home to become bowl eligible and vault itself into Tuesday's contest in Memphis.



Rice	7	0	0	0	=	7
Mississippi State	7	20	14	3	=	44

RICE — Charles Ross 1 yd run (Boswell kick), 6:41 1st

MSU — LaDarius Perkins 10 yd pass from Dak Prescott (Sobiesk kick), 2:01 1st

MSU — Ashton Shumpert 1 yd run (Sobiesk kick), 9:49 2nd

MSU — Malcolm Johnson 13 yd pass from Dak Prescott (kick blocked), 4:32 2nd

MSU — Artimus Samuel 4 yd pass from Dak Prescott (Sobiesk kick), 0:10 2nd

MSU — Dak Prescott 5 yd run (Sobiesk kick), 7:25 3rd

MSU — Dak Prescott 11 yd run (Sobiesk kick), 1:42 3rd

MSU — Taylor Earhart 19 yd field goal, 4:45 4th

	RICE	MSU
First Downs	7	27
Rushes-Yards	32-61	46-239
Passing Yards	84	294
Passes (C-A-I)	8-16-0	18-30-0
Total Offense	145	533
Fumbles-Lost	2-1	1-1
Penalties-Yards	3-18	2-30
Time of Possession	24:42	35:18

RUSHING: (RICE) Charles Ross 10-28, Jowan Davis 7-21, Luke Turner 4-17, Dennis Parks 1-2, Team 1-(-1), Taylor McHargue 6-(-2), Driphus Jackson 3-(-4). **(MSU)** Dak Prescott 14-78, LaDarius Perkins 13-47, Josh Robinson 3-45, Ashton Shumpert 7-29, Nick Griffin 4-18, Damian Williams 3-11, Sam Cowart 1-6, Josh Hand 1-5.

PASSING: (RICE) Taylor McHargue 8-15-0-84, Driphus Jackson 0-1-0-0. **(MSU)** Dak Prescott 17-28-0-283, Damian Williams 1-2-0-11.

RECEIVING: (RICE) Dennis Parks 3-38, Connor Cella 1-19, Klein Kubiak 1-15, Donte Moore 1-6, Andre Gautreaux 1-4, Jordan Taylor 1-2. **(MSU)** Jameon Lewis 9-220, De'Runnya Wilson 3-37, Malcolm Johnson 1-13, LaDarius Perkins 1-10, Robert Johnson 1-10, Artimus Samuel 1-4, Joshn Robinson 1-3, Ashton Shumpert 1-(-3).

Attendance: 57,846

MSU BOWL HISTORY: 2014 ORANGE BOWL



#7 MISSISSIPPI STATE #12 GEORGIA TECH

34
49

December 31, 2014 • Sun Life Stadium • Miami Gardens, Fla.

Mississippi State (10-3) fell behind 14-0 in the first quarter and Georgia Tech's (11-3) triple-option attack proved to be the difference in a 49-34 score in the 2014 Capital One Orange Bowl at Sun Life Stadium. It was the Bulldogs' first appearance in the contest in 73 years, capping a 10-win season.

A turnover on MSU's first possession led to a Tech touchdown, setting the tone for the rest of the evening. Both teams combined for nearly 1,200 total yards with most of State's coming through the air and nearly all of Tech's on the ground.

MSU junior quarterback **Dak Prescott** set several records over the course of the evening, throwing for over 400 yards and becoming the all-time record Bulldog holder for yards in a career at MSU, surpassing **Don Smith**. He also set the school single-game record for total offense with exactly 500 yards against Tech, 453 coming through the air. The highlight of the evening was Prescott's Hail Mary 42-yard touchdown pass to **Fred Ross** as time expired in the first half. Ross caught the touchdown off a deflection in the end zone that pulled the Bulldogs to within 21-20.

However, Tech's ground attack quickly got rolling in the second half with a 69-yard touchdown run a minute into the third quarter. The Yellow Jackets scored 21 unanswered points. MSU's **De'Runnya Wilson** caught two touchdown passes in the fourth quarter but it proved to be too late.



Mississippi State	0	20	0	14	=	34
Georgia Tech	14	7	21	7	=	49

GT — Synjyn Days 3 yd run (Butker kick), 12:38 1st
GT — Darren Waller 41 yd pass from Justin Thomas (Butker kick), 2:37 1st
MSU — Evan Sobiesk 32 yd field goal, 12:57 2nd
MSU — Dak Prescott 5 yd run (Sobiesk kick), 9:53 2nd
MSU — Evan Sobiesk 30 yd field goal, 5:12 2nd
GT — Justin Thomas 13 yd run (Butker kick), 00:29 2nd
MSU — Fred Ross 42 yd pass from Dak Prescott (Sobiesk kick), 00:00 2nd
GT — Synjyn Days 69 yd run (Butker kick), 14:05 3rd
GT — Justin Thomas 32 yd run (Butker kick), 7:58 3rd
GT — Justin Thomas 15 yd run (Butker kick), 4:17 3rd
MSU — De'Runnya Wilson 7 yd pass from Dak Prescott (Sobiesk kick), 14:53 4th
GT — Synjyn Days 4 yd run (Butker kick), 11:54 4th
MSU — De'Runnya Wilson 12 yd pass from Dak Prescott (Sobiesk kick), 2:20 4th

	MSU	GT
First Downs	33	26
Rushes-Yards	33-152	61-452
Passing Yards	453	125
Passes (C-A-I)	33-51-1	7-12-1
Total Offense	605	577
Fumbles-Lost	1-1	1-0
Penalties-Yards	5-40	3-45
Time of Possession	25:13	34:47

RUSHING: (MSU) Josh Robinson 13-75, Dak Prescott 15-47, Ashton Shumpert 4-25, Jameon Lewis 1-5. **(GT)** Synjyn Days 21-171, Justin Thomas 14-121, Zach Laskey 10-63, Charles Perkins 7-59, Deon Hill 5-23, B.J. Bostic 2-15, Dennis Andrews 1-1.

PASSING: (MSU) Dak Prescott 33-51-1-453. **(GT)** Justin Thomas 7-12-1-125.

RECEIVING: (MSU) Joe Morrow 6-117, De'Runnya Wilson 9-105, Fred Ross 6-102, Jameon Lewis 5-63, Malcolm Johnson 3-36, Robert Johnson 2-17, Gus Walley 1-7, Fred Brown 1-6. **(GT)** Darren Waller 5-114, Micheal Summers 2-11.

Attendance: 58,211

MSU BOWL HISTORY: 2015 BELK BOWL



NC STATE MISSISSIPPI STATE

28
51

December 30, 2015 • Bank of America Stadium • Charlotte, N.C.

In a fitting end to the greatest career in MSU history, **Dak Prescott** threw for a Belk Bowl-record 380 yards and four touchdowns on a rain-soaked field as MSU capped a nine-win season with a 51-28 blowout of NC State in Charlotte. Selected the game MVP, Prescott completed 25 of 42 passes and ran for 47 yards joining Colin Kaepernick, Tim Tebow, Dan Lefevour as the only players in FBS history to throw for 9,000 yards and run for 2,500 yards in their career. The Bulldog defense set the tone early. On the first play from scrimmage, defensive end **Jonathan Calvin** hit Jacoby Brissett as he released the ball and linebacker **Gerri Green** came up with the diving interception. Five plays later, **Fred Ross** hauled in a pass from Prescott in the left flat, turned up the left sideline and raced 14 yards for a score. Brissett had another pass picked off later in the first quarter and Prescott capitalized by finding **De'Runnya Wilson** for a 28-yard scoring strike. MSU made it 21-0 when Ross scored on a 33-yard reverse. Prescott lobbed his third TD pass of the game to Holloway over a blitzing defense to put the Bulldogs up 37-21 late in the third quarter. The senior quarterback hit Holloway in stride on a go route along the right sideline for a 55-yard touchdown in the fourth quarter. **Beniquez Brown** and **J.T. Gray** led all tacklers with nine. Prescott was lifted in the final minute to a standing ovation. The win propelled MSU to back-to-back seasons of at least nine victories for the first time in school history.



NC State	0	14	7	7	=	28
Mississippi State	14	17	6	14	=	51

MSU — Fred Ross 14 yd pass from Dak Prescott (Graves kick), 13:33 1st
MSU — De'Runnya Wilson 28 yd pass from Dak Prescott (Graves kick), 3:31 1st
MSU — Fred Ross 33 yd run (Graves kick), 12:17 2nd
NCSU — Pharoah McKeever 82 yd pass from Jacoby Brissett (Bambard kick), 11:16 2nd
NCSU — Jaylen Samuels 48 yd run (Bambard kick), 6:43 2nd
MSU — Justin Malone 0 yd fumble recovery (Graves kick), 3:18 2nd
MSU — Westin Graves 39 yd field goal, 0:14 2nd
NCSU — Jacoby Brissett 3 yd run (Bambard kick) 7:20 3rd
MSU — Brandon Holloway 10 yd pass from Dak Prescott (kick failed), 1:16 3rd
MSU — Brandon Holloway 55 yd pass from Dak Prescott (Graves kick), 9:41 4th
MSU — Aeris Williams 33 yd run (Graves kick), 5:38 4th
NCSU — Jaylen Samuels 1 yd run (Bambard kick), 0:45 4th

	NCSU	MSU
First Downs	20	26
Rushes-Yards	51-210	35-189
Passing Yards	214	380
Passes (C-A-I)	12-28-2	25-42-1
Total Offense	424	569
Fumbles-Lost	1-0	3-0
Penalties-Yards	4-50	5-55
Time of Possession	32:05	27:55

RUSHING: (**NCSU**) Nyheim Hines 13-70; Jacoby Brissett. 26-67; Jaylen Samuels 3-53; Dawaka Nichols 6-22; Bra'Lon Cherry. 1-0; TEAM 2-minus 2. (**MSU**) - Dak Prescott 12-47; Brandon Holloway 13-41; Aeris Williams 3-39; Fred Ross 1-33; Ashton Shumpert 5-27; Dontavian Lee 1-2; Justin Malone 0-0.

PASSING: (**NCSU**) - Jacoby Brissett 12-28-2-214. (**MSU**) - Dak Prescott 25-42-1-380.

RECEIVING: (**NCSU**) - Jumichael Ramos 5-75; David Grinnage 2-18; Johnathan Alston 2-16; Pharoah McKeever 1-82; Bra'Lon Cherry 1-25; Jaylen Samuels; TEAM 1-minus 2. (**MSU**) - Fred Ross 7-74; De'Runnya Wilson 5-96; Brandon Holloway 4-78; Malik Dear 3-25; Fred Brown 2-41; Donald Gray 2-40; Darriion Hutcherson 2-26.

Attendance: 46,423



MIAMI [OHIO] MISSISSIPPI STATE

16
17

December 26, 2016 • Tropicana Field • St. Petersburg, Fla.

A pair of blocked kicks, a field goal and two touchdown runs from quarterback **Nick Fitzgerald** led Mississippi State to a 17-16 victory over Miami [Ohio] in the 2016 St. Petersburg Bowl. With some last-second theatrics, State's **Nelson Adams** blocked Miami's potential game-winning field goal attempt with five seconds left to lift MSU to the win.

It was MSU's second block of the game with the Bulldogs' **Johnathan Calvin** also knocking down a Miami extra point attempt early in the game that would ultimately provide the one-point difference in State's triumph. Quarterback **Nick Fitzgerald** was named MVP of the game after totaling 268 yards and two touchdowns. He completed 13-of-26 passes for 126 yards, while he tied **Anthony Dixon's** program record with his eighth 100-yard rushing game of the year, running for a total of 142 yards and two touchdowns.

After a slow start to the game (State trailed 9-0 in the second quarter), MSU's offense began to pick up near the end of the first half, scoring on a two-yard keeper by **Fitzgerald** with 22 seconds left before the intermission. Following a 44-yard touchdown run by **Fitzgerald** and an interception by sophomore cornerback **Jamoral Graham** in the third quarter, junior place kicker **Westin Graves** gave MSU its first lead of the game in the fourth quarter, hitting a 36-yard field goal to put the Bulldogs up 17-16.

The Bulldogs were paced defensively by senior linebacker **Richie Brown** with nine tackles, in addition to a forced fumble. State's defense forced two turnovers over the course of the game.

Miami [Ohio]	3	6	7	0	=	16
Mississippi State	0	7	7	3	=	17

MIAMI — Nick Dowd 18 yd field goal, 10:07 1st

MIAMI — James Gardner 6 yd pass from Gus Ragland (Nick Dowd kick blocked), 8:36 2nd

MSU — Nick Fitzgerald 2 yd run (Westin Graves kick), 0:22 2nd

MIAMI — Ryan Smith 1 yd pass from Gus Ragland (Nick Dowd kick), 8:11 3rd

MSU — Nick Fitzgerald 44 yd run (Westin Graves kick), 4:15 3rd

MSU — Westin Graves 36 yd field goal, 12:03 4th

	MIAMI	MSU
First Downs	24	18
Rushes-Yards	35-170	33-199
Passing Yards	263	136
Passes (C-A-I)	22-31-1	13-27-0
Total Offense	433	335
Fumbles-Lost	1-1	0-0
Penalties-Yards	3-30	2-25
Time of Possession	35:08	24:52

RUSHING: (MIAMI) Kenny Young 9-67; Gus Ragland 17-62; Maurice Thomas 3-33; Alonzo Smith 4-20; Team 2-0. **(MSU)** - Nick Fitzgerald 18-134; Aeris Williams 12-64; Malik Dear 1-3; Ashton Shumpert 1-2; Team 1-0.

PASSING: (MIAMI) - Gus Ragland 22-30-1-263; Rokeem Williams 0-1-0-0 **(MSU)** - Nick Fitzgerald 13-26-0-136; Damian Williams 0-1-0-0

RECEIVING: (MIAMI) - Ryan Smith 7-72; James Gardner 5-92; Rokeem Williams 4-38; Kenny Young 3-29; Jared Murphy 1-20; Maurice Thomas 1-6; Alexx Zielinski 1-6. **(MSU)** - Fred Ross 4-44; Malik Dear 2-19; Donald Gray 2-18; Aeris Williams 1-24; Farrod Green 1-13; Keith Mixon 1-11; Justin Johnson 1-8.

Attendance: 15,717



MSU BOWL HISTORY: 2017 TAXSLAYER BOWL



LOUISVILLE #23 MISSISSIPPI STATE

27
31

December 30, 2017 • EverBank Field • Jacksonville, Fla.

With an interim coaching staff in place and injuries keeping big-time player makers off the field, true freshman **Keytaon Thompson** in his first-ever start at quarterback turned in a record-breaking performance against Heisman Trophy winner Lamar Jackson and Louisville as MSU capped off a nine-win season and earned the program's third consecutive bowl victory ousting the Cardinals 31-27 in Jacksonville.

Thompson finished 11-of-20 passing for 127 yards and one interception. The true freshman quarterback tied an MSU bowl record with 27 rushing attempts for 147 yards and three rushing scores. Ultimately, MSU racked up 404 yards of offense behind Thompson's leadership.

MSU's defense kept Jackson contained as the Bulldog defense recorded six pass break-ups, six sacks and four interceptions. Selected as the TaxSlayer Bowl MVP, **Mark McLaurin** tallied three of MSU's four interceptions to set a MSU bowl record.

Louisville led 21-17 at halftime and 24-17 through three quarters, but State rallied to outscore the Cardinals 14-3 in the final period on the strength of two of Thompson's three rushing touchdowns as well as two of McLaurin's three interceptions.



Louisville	7	14	3	3	=	27
Mississippi State	14	3	0	14	=	31

MSU — Aeris Williams 5 yd run (Christmann kick), 10:47 1st

LOU — Charles Standberry 5 yd pass from Lamar Jackson (Creque kick), 6:35 1st

MSU — Keytaon Thompson 14 yd run (Christmann kick), 3:11 1st

LOU — Lamar Jackson 13 yd run (Creque kick), 10:29 2nd

MSU — Jace Christmann 23 yd field goal, 4:21 2nd

LOU — Jay Smith 11 yd pass from Lamar Jackson (Creque kick), 0:19 2nd

LOU — Blanton Creque 23 yd field goal, 3:14 3rd

MSU — Keytaon Thompson 2 yd run (Christmann kick), 13:22 4th

LOU — Blanton Creque 31 yd field goal, 7:38 4th

MSU — Keytaon Thompson 1 yd run (Christmann kick), 3:39 4th

	LOU	MSU
First Downs	20	23
Rushes-Yards	39-187	55-277
Passing Yards	171	127
Passes (C-A-I)	13-31-4	11-20-1
Total Offense	358	404
Fumbles-Lost	1-0	2-2
Penalties-Yards	6-42	11-100
Time of Possession	30:21	29:39

RUSHING: (LOU) - Lamar Jackson 24-158; Reggie Bonnafon 7-8; Malik Williams 5-13; Dae Williams 3-3. **(MSU)** - Keytaon Thompson 27-147; Aeris Williams 12-88; Kytin Hill 8-29; Nick Gibson 6-13; Jesse Jackson 1-1; TEAM 1-minus 1.

PASSING: (LOU) - Lamar Jackson 13-31-4-171. **(MSU)** - Keytaon Thompson 11-20-1-127.

RECEIVING: (LOU) - Jaylen Smith 7-107; Seth Dawkins 3-38; Charles Standberry 2-10; Kemari Averett 1-16. **(MSU)** - Jesse Jackson 3-38; Jordan Thomas 2-36; Reggie Todd 2-32; Jamal Couch 2-28; Dedrick Thomas 2-minus 7.

Attendance: 41,310



#18 MISSISSIPPI STATE IOWA

22 27

January 1, 2019 • Raymond James Stadium • Tampa, Fla.

A late fourth-quarter comeback attempt fell just short for No. 18 Mississippi State on New Year's Day as the Bulldogs dropped a 27-22 decision to Iowa in the Outback Bowl. **Nick Fitzgerald** led the Bulldog offense into Iowa territory with seconds remaining in the contest, but a failed fourth-down attempt handed the victory to the Hawkeyes.

MSU got out to a 6-0 lead with a pair of first-quarter field goals by **Jace Christmann**, but the Hawkeyes cut State's lead in half with a 44-yard kick by Miguel Recinos. Iowa then scored a pair of touchdowns through the air, with Nate Stanley hitting Nick Easley and Ihmir Smith-Marsette (15 yards) to give the Hawkeyes a 17-6 lead at the half.

The Bulldogs would come out of the locker room hot to score a pair of touchdowns within 18 seconds of one another. A **Willie Gay, Jr.**, interception return to the Iowa 6-yard line set up **Kylin Hill**'s 1-yard push over the goal line on a swing pass from Fitzgerald. A few seconds later, **Mark McLaurin** recovered a fumble on the kickoff return at the Iowa 33. The next play, Fitzgerald scampered for his 101st career touchdown to give State a 19-17 lead.

Iowa would reclaim the lead at 24-19 on an 8-yard touchdown catch by Easley late in the third quarter. Christmann and Recinos exchanged field goals in the fourth, giving Iowa a 27-22 advantage with 5:51. State regained possession with 2:22 left, having to go 68 yards to score the go-ahead touchdown, but with no timeouts remaining. Fitzgerald led the MSU offense into Hawkeye territory, but the nine-play drive ended on an incomplete fourth-down pass with 25 seconds left, turning the ball over on downs. Iowa took a knee to secure the victory.

In his final game as a Bulldog, Fitzgerald totaled 255 yards of total offense, passing for 152 while gaining 103 on the ground for his 21st 100-yard rushing performance. Also playing in his final game at MSU, **Jeffery Simmons** highlighted the defense, notching a sack and 2.5 tackles for loss to pace the Maroon and White.

It was MSU's first-ever Outback Bowl appearance.



Mississippi State	6	0	13	3	=	22
Iowa	0	17	7	3	=	27

MSU - Jace Christmann 44 yd field goal, 6:37 1st

MSU - Jace Christmann 42 yd field goal, 0:45 1st

IOWA - Miguel Recinos 44 yd field goal, 10:02 2nd

IOWA - Nick Easley 75 yd pass from Nate Stanley (Miguel Recinos kick), 7:55 2nd

IOWA - Ihmir Smith-Marsette 15 yd pass from Nate Stanley (Miguel Recinos kick), 6:18 2nd

MSU - Kylin Hill 1 yd pass from Nick Fitzgerald (Nick Fitzgerald pass failed), 11:26 3rd

MSU - Nick Fitzgerald 33 yd run (Jace Christmann kick), 11:08 3rd

IOWA - Nick Easley 8 yd pass from Nate Stanley (Miguel Recinos kick), 1:55 3rd

MSU - Jace Christmann 20 yd field goal, 12:04 4th

MSU - Miguel Recinos 40 yd field goal, 5:51 4th

	MSU	IOWA
First Downs	15	11
Rushes-Yards	42-190	20-(-15)
Passing Yards	152	214
Passes (C-A-I)	14-32-2	21-31-1
Total Offense	342	199
Fumbles-Lost	1-1	1-1
Penalties-Yards	8-90	0-0
Time of Possession	33:34	26:26

RUSHING: (MSU) - Nick Fitzgerald 20-103; Kylin Hill 12-43; Aeris Williams 6-22; Nick Gibson 1-12; Keytaon Thompson 3-10. **(IOWA)** - Toren Young 3-7; Ihmir Smith-Marsette 5-0; Team 1-minus 1; Mekhi Sargent 7-minus 3; Nate Stanley 4-minus 18.

PASSING: (MSU) - Nick Fitzgerald 14-32-2-152. **(IOWA)** - Nate Stanley 21-31-1-214.

RECEIVING: (MSU) - Stephen Guidry 1-51; Osirus Mitchell 2-42; Aeris Williams 3-19; Dedrick Thomas 2-16; Kylin Hill 3-12; Farrod Green 1-7; Justin Johnson 2-5. **(IOWA)** - Nick Easley 8-104; T.J. Hockenson 3-43; Brandon Smith 3-33; Ihmir Smith-Marsette 4-29; Mekhi Sargent 1-4; Toren Young 2-1.

Attendance: 40,518

2019 MISSISSIPPI STATE ROSTER

No.	Name	Pos.	Ht.	Wt.	Cl.	Exp.	Hometown (Previous School)
1	Martin Emerson	CB	6-2	195	Fr.	HS	Pensacola, Fla. (Pine Forest)
1	Stephen Guidry	WR	6-4	200	Sr.	1L	New Roads, La. (Hinds [Miss.] CC)
2	Jarrian Jones	CB	6-0	190	Fr.	HS	Brandon, Miss. (Northwest Rankin)
2	Dedrick Thomas	WR	5-9	190	Sr.	3L	Memphis, Tenn. (Memphis Central)
3	Cameron Dantzler	CB	6-2	185	Jr.	2L	Hammond, La. (St. Thomas Aquinas)
4	JaVonta Payton	WR	6-1	180	Jr.	JC	Nashville, Tenn. (Northwest [Miss.] CC)
5	Osirus Mitchell	WR	6-5	210	Jr.	2L	Sarasota, Fla. (Booker)
5	Chauncey Rivers	DE	6-3	275	Sr.	1L	Stone Mountain, Ga. (East Mississippi CC)
6	Willie Gay Jr.	LB	6-2	240	Jr.	2L	Starkville, Miss. (Starkville)
6	Garrett Shrader	QB	6-4	220	Fr.	HS	Charlotte, N.C. (Charlotte Christian)
7	Marcus Murphy	S	6-1	200	So.	1L	West Point, Miss. (West Point)
7	Tommy Stevens	QB	6-5	235	Sr.	GTR	Indianapolis, Ind. (Penn State)
8	Kylin Hill	RB	5-11	215	Jr.	2L	Columbus, Miss. (Columbus)
8	Maurice Smitherman	CB	5-10	195	Sr.	3L	Adamsville, Ala. (Minor)
9	Malik Dear	WR	5-9	220	Sr.	3L	Jackson, Miss. (Murrah)
9	De'Monte Russell	DE	6-4	230	Fr.	HS	Jackson, Miss. (Provine)
10	Leo Lewis	LB	6-2	245	Sr.	3L	Brookhaven, Miss. (Brookhaven)
10	Keytaon Thompson	QB	6-4	225	Jr.	2L	New Orleans, La. (Landry-Walker)
11	Jaquarius Landrews	S	6-0	200	Sr.	1L	Summit, Miss. (Copiah-Lincoln [Miss.] CC)
11	Geor'quarius Spivey	TE	6-5	250	RFr.	RS	Monroe, La. (Richwood)
12	Shawn Preston Jr.	S	6-0	200	RFr.	RS	St. James, La. (St. James)
12	Isaiah Zuber	WR	6-0	190	Sr.	GTR	Stone Mountain, Ga. (Kansas State)
13	Kyziah Pruitt	WR	5-10	210	Fr.	HS	Macon, Miss. (Noxubee County)
13	Tyler Williams	CB	6-2	175	So.	1L	Oxford, Miss. (Lafayette)
14	Jalen Mayden	QB	6-2	230	RFr.	RS	Sachse, Texas (Sachse)
14	Nathaniel Watson	LB	6-2	245	RFr.	RS	Maplesville, Ala. (Maplesville)
15	Jack Harris	DE	6-3	245	Fr.	HS	Sumrall, Miss. (Oak Grove)
16	Korey Charles	CB	5-10	180	Jr.	2L	Miami, Fla. (North Florida Christian)
17	Logan Burnett	QB	6-2	200	Jr.	SQ	Pelham, Ala. (Bessemer Academy)
17	Aaron Odom	DE	6-3	270	So.	1L	Jackson, Miss. (Callaway)
18	Aaron Brule	LB	6-1	235	RFr.	RS	Metairie, La. (Archbishop Rummel)
18	Cameron Gardner	WR	6-4	220	RFr.	RS	Starkville, Miss. (Starkville)
19	Cole Deeds	K	6-2	180	RFr.	RS	Fairhope, Ala. (Fairhope)
19	Collin Duncan	S	6-0	195	Fr.	HS	Montgomery, Ala. (St. James)
20	Taury Dixon	CB	5-9	165	Jr.	1L	Madison, Miss. (East Mississippi CC)
20	Lee Tanner	WR	5-11	180	RFr.	RS	Madison, Miss. (Madison-Ridgeland Academy)
21	Nick Gibson	RB	5-11	215	Sr.	3L	Birmingham, Ala. (Pinson Valley)
21	Jaylon Reed	CB	6-0	190	RFr.	RS	Olive Branch, Miss. (Olive Branch)
22	Nathan Pickering	DT	6-4	315	Fr.	HS	Mount Olive, Miss. (Seminary)
22	Lee Witherspoon	RB	5-10	205	Fr.	HS	Birmingham, Ala. (North Jackson)
23	Raymond Freeman	LS	6-2	225	So.	SQ	Cantonment, Fla. (J.M. Tate Senior)
23	J.P. Purvis	S	6-1	200	Fr.	HS	Pelahatchie, Miss. (Pelahatchie Attendance Center)
24	Dylan Lawrence	CB	6-4	190	Fr.	HS	George County, Miss. (George County)
24	Tristan Pisacane	WR	5-9	180	Jr.	SQ	Franklin, Tenn. (Centennial)
25	Somon Anderson	S	6-0	200	So.	SQ	New Orleans, La. (Brother Martin)
25	Brad Cumbest	TE	6-5	250	RFr.	RS	Hurley, Miss. (East Central)
26	Aadreekis Conner	S	6-2	210	So.	SQ	Port Gibson, Miss. (Port Gibson)
26	Alec Murphy	RB	6-0	230	Sr.	3L	Nixa, Mo. (Nixa)
27	Esaias Furdge	CB	5-11	180	RFr.	RS	Clarksdale, Miss. (Clarksdale)
27	Kody Schexnayder	P	5-10	195	Sr.	2L	River Ridge, La. (John Curtis)
28	Londyn Craft	S	6-0	200	So.	SQ	Rio Rancho, N.M. (IMG Academy)
29	C.J. Morgan	S	6-0	200	Jr.	2L	Bossier City, La. (Parkway)
30	Sh'mar Kilby-Lane	LB	6-2	230	Sr.	1L	Hollywood, Fla. (Copiah-Lincoln [Miss.] CC)
32	Brian Cole II	S	6-2	210	Sr.	1L	Saginaw, Mich. (East Mississippi CC)
34	Sherman Timbs	DE	6-2	265	So.	SQ	Indianola, Miss. (Indianola Academy)
35	Landon Guidry	S	6-0	195	So.	1L	Spring Hill, Tenn. (Independence)
37	Tucker Day	P	6-0	210	So.	1L	Brentwood, Tenn. (Brentwood)
38	Cason Grant	WR	5-11	180	RFr.	RS	Abilene, Texas (Wylie)
38	Fred Peters	S	5-10	200	Jr.	JC	Columbia, Miss. (Jones County [Miss.] JC)
39	Nathan Swanson	LS	6-5	230	Sr.	SQ	Norcross, Ga. (Norcross)
40	Erroll Thompson	LB	6-1	250	Jr.	2L	Florence, Ala. (Florence)
41	Tim Washington	LB	6-3	240	Sr.	3L	Yazoo City, Miss. (Yazoo City)

2019 MISSISSIPPI STATE ROSTER

No.	Name	Pos.	Ht.	Wt.	Cl.	Exp.	Hometown (Previous School)
42	Marquiss Spencer	DE	6-4	285	Jr.	2L	Greenwood, Miss. (Greenwood)
43	Fletcher Adams	DE	6-2	265	Sr.	3L	Brandon, Miss. (Brandon)
44	Jett Johnson	LB	6-2	235	RFr.	RS	Tupelo, Miss. (Tupelo)
45	Devon Robinson	DT	6-4	295	RFr.	RS	Memphis, Tenn. (Whitehaven)
46	Cody Swanson	S	6-0	180	Fr.	HS	Madison, Miss. (Madison-Ridgeland Academy)
47	Jace Christmann	K	6-0	200	Jr.	2L	Houston, Texas (Memorial)
48	Scott Goodman	K	5-10	200	So.	1L	Brandon, Miss. (Brandon)
51	R.J. Jennings	LB	6-0	235	Jr.	RS	Birmingham, Ala. (Briarwood Christian)
51	Stewart Reese	OL	6-5	345	Jr.	2L	Fort Pierce, Fla. (Fort Pierce Central)
52	Kobe Jones	DE	6-4	270	Jr.	2L	Starkville, Miss. (Starkville)
54	Fabien Lovett	DT	6-4	315	RFr.	RS	Olive Branch, Miss. (Olive Branch)
55	Greg Eiland	OL	6-8	335	Jr.	2L	Philadelphia, Miss. (Philadelphia)
56	Dareuan Parker	OL	6-4	330	Jr.	2L	Olive Branch, Miss. (DeSoto Central)
57	John Garner	DE	6-4	230	RFr.	RS	Ridgeland, Miss. (St. Andrew's Episcopal)
58	Kameron Jones	OL	6-5	325	RFr.	RS	Starkville, Miss. (Starkville)
62	Matt Stanic	OL	6-4	345	Jr.	SQ	Madison, Miss. (Madison Central)
63	LaQuinston Sharp	OL	6-3	315	Jr.	JC	Columbus, Miss. (East Mississippi CC)
64	Thomas Cox	LS	6-0	185	Jr.	JC	Fulton, Miss. (Itawamba [Miss.] CC)
67	Paul Blackwell	LS	5-10	210	Jr.	RS	Pascagoula, Miss. (Resurrection Catholic)
67	Charles Cross	OL	6-5	270	Fr.	HS	Laurel, Miss. (Laurel HS)
69	Kwatrivous Johnson	OL	6-7	330	RFr.	RS	Greenwood, Miss. (Greenwood)
70	Tommy Champion	OL	6-5	320	Sr.	1L	Jackson, Miss. (Copiah-Lincoln [Miss.] CC)
72	Brandon Cunningham	OL	6-4	305	Fr.	HS	St. Martin, Miss. (St. Martin)
73	Darryl Williams	OL	6-3	310	Sr.	2L	Bessemer, Ala. (Bessemer City)
74	Nick Pendley	OL	6-4	310	Fr.	HS	Canton, Ga. (Creekview)
75	Michael Story	OL	6-4	300	Sr.	3L	Ripley, Miss. (Ripley)
76	Brevyn Jones	OL	6-4	280	Fr.	HS	Center Point, Ala. (Huffman)
77	Cordavien Suggs	OL	6-6	315	So.	SQ	Jackson, Miss. (Fletcher)
78	Tyre Phillips	OL	6-5	345	Sr.	1L	Grenada, Miss. (East Mississippi CC)
79	Evans Wilkerson	OL	6-5	310	Sr.	3L	Ridgeland, Miss. (Jackson Academy)
82	Farrod Green	TE	6-4	240	Sr.	3L	Wesson, Miss. (Wesson Attendance Center)
83	Quinton Torbor	WR	6-1	195	Fr.	HS	Destrehan, La. (Destrehan)
84	Jaden Crumedy	DT	6-5	300	RFr.	RS	Hattiesburg, Miss. (Oak Grove)
84	Dontea Jones	TE	6-4	250	Jr.	2L	McCool, Miss. (Jireh (N.C.) Prep)
85	Austin Williams	WR	6-3	200	So.	1L	Ocean Springs, Miss. (Ocean Springs)
88	Powers Warren	TE	6-3	245	So.	1L	Minnetonka, Minn. (Minnetonka Senior)
90	Lee Autry	DT	6-2	305	Sr.	1L	Albemarle, N.C. (Itawamba [Miss.] CC)
92	Kendell Jones	DT	6-4	300	Sr.	2L	Pinson, Ala. (Clay-Chalkville)
93	Cameron Young	DT	6-3	305	RFr.	RS	Crosby, Miss. (Franklin County)
98	Joseph Garner	DE	6-3	235	RFr.	RS	Ridgeland, Miss. (St. Andrew's Episcopal)
95	Allen Love	DT	6-2	285	So.	TR	Birmingham, Ala. (Louisville)
97	Reed Bowman	P	6-0	200	Jr.	TR	Magnolia, Texas (Texas Tech)
99	James Jackson	DT	6-3	315	So.	1L	Pascagoula, Miss. (Pascagoula)

PRONUNCIATION GUIDE

2	Jarrian Jones	JAR-ee-un
4	Izuchukwu King Ani	Iz-ooh-choo-kwoo
4	JaVonta Payton	ja-VON-tay
4	Dedrick Thomas	rhymes with red
5	Osirus Mitchell	o-SIGH-russ
9	Malik Dear	ma-LEAK
9	De'Monte Russell	DUH-mahn-tay
10	Keytaon Thompson	KEY-tahn
11	Jaquarius Landrews	ja-QUARE-ee-US
11	Geor'quarius Spivey	ja-QUARE-ee-US
12	Isaiah Zuber	ZOO-bur
13	Kyziah Pruitt	KUH-zeye-uh

18	Aaron Brule	BREW-lay
27	Esaias Furdge	ee-ZAH-yahs
27	Kody Schexnayder	SHEX-nye-dur
40	Erroll Thompson	AIR-uhl
47	Jace Christmann	CHRIST-man
55	Greg Eiland	rhymes with island
56	Dareuan Parker	DARE-ee-un
69	Kwatrivous Johnson	Kwa-TRAY-vee-us
77	Cordavien Suggs	COR-day-vee-uhn
78	Tyre Phillips	tie-REE
82	Farrod Green	fa-ROD
84	Dontea Jones	DAHN-tay

2019 MISSISSIPPI STATE COACHES

ON THE FIELD



JOE MOORHEAD

Head Coach
Second Season



TERRY RICHARDSON

Assistant Head Coach/Run
Game Coordinator/RBs
First Season



DEKE ADAMS

Defensive Line
First Season



TERRELL BUCKLEY

Cornerbacks
Fourth Season



MARCUS JOHNSON

Offensive Line
Second Season



MICHAEL JOHNSON

Wide Receivers
First Season



JOEY JONES

Special Teams Coordinator
Second Season

IN THE BOOTH



ANDREW BREINER

Pass Game Coordinator/QBs
Second Season



TONY HUGHES

Associate Head Coach/Tight Ends
Eighth Season (second stint)



BOB SHOOP

Defensive Coordinator/Safeties
Second Season