



MISSISSIPPI STATE FOOTBALL

GAME 3 NOTES

#HailState | School-Record 8 Straight Bowl Games • 49 All-Time All-Americans • 144 NFL Draft Picks | #ChampionshipStandard

September 15, 2018

6:30 p.m. CT | SEC Network Alternate
Starkville, Miss.

Davis Wade Stadium (61,337)

2018 SCHEDULE

Overall: 2-0 | SEC: 0-0 | H: 1-0 | A: 1-0 | N: 0-0

Sept.	Opponent	TV	Time (CT)
1	Stephen F. Austin	ESPNU	W, 63-6
8	at Kansas State	ESPN	W, 31-10
15	Louisiana	SECN-Alt	6:30 p.m.
22	at Kentucky	TBA	6 p.m.
29	Florida	TBA	TBA
Oct.	Opponent	TV	Time
6	#7/7 Auburn	TBA	TBA
20	at #12/13 LSU	TBA	TBA
27	Texas A&M	TBA	TBA
Nov.	Opponent	TV	Time
3	Louisiana Tech (HC)	TBA	TBA
10	at #1/1 Alabama	TBA	TBA
17	Arkansas	TBA	TBA
22	at Ole Miss	ESPN	6:30 p.m.

COACHING STAFF

ON THE SIDELINE (YEAR AT MSU)

Joe Moorhead, head coach (1st)
Brian Baker, defensive line (3rd)
Terrell Buckley, cornerbacks (3rd)
Luke Getsy, offensive coordinator/WRs (1st)
Charles Huff, assistant HC/run game coord./RBs (1st)
Marcus Johnson, offensive line (1st)
Joey Jones, special teams coordinator (1st)
Tem Lukabu, linebackers (1st)

IN THE BOOTH (YEAR AT MSU)

Andrew Breiner, pass game coordinator/QBs (1st)
Mark Hudspeth, associate head coach/TEs (3rd)
Bob Shoop, defensive coordinator/safeties (1st)

ON THE AIR

ESPN2

Mark Neely, play-by-play
Barrett Jones, analyst
Olivia Dekker, reporter



MSU SPORTS RADIO NETWORK

Neil Price, play-by-play
Matt Wyatt, analyst
Jay Perry, sideline



SATELLITE RADIO

Sirius: 98, XM: 190



THE MATCHUP

MISSISSIPPI STATE BULLDOGS

Record: 2-0 (0-0 SEC)
Ranking: #16 Associated Press | #16 Amway Coaches
Streak: W3
Head Coach: Joe Moorhead (Fordham, 1996)
Career Record: 40-13 (5th season)
Record at Mississippi State: 2-0 (1st season)



VS

LOUISIANA RAGIN' CAJUNS

Record: 1-0 (0-0 Sun Belt)
Ranking: NR Associated Press | NR Amway Coaches
Streak: W1
Head Coach: Billy Napier (Furman, 2002)
Career Record: 1-0 (1st season)
Record at Louisiana: same



STORYLINES

NO. 16/16 MSU RETURNS HOME TO HOST LOUISIANA

Following its largest road victory over a Power 5 non-conference team since 1973, the Bulldogs host Louisiana at 6:30 p.m. Saturday on ESPN2. MSU is 3-1 in the all-time series dating back to 1908. It's the first meeting between the two programs since State won, 31-3, on Sept. 5, 1987 in Starkville.

- MSU throttled Kansas State, 31-10, last Saturday in Manhattan as **Joe Moorhead** became just the fourth Bulldog coach since 1939 to open a career with a 2-0 record, joining Jackie Sherrill (1991), Rocky Felker (1986) and College Football Hall of Famer Allyn McKeen (1939). Sherrill and McKeen both started 3-0.

- The Bulldogs climbed two spots to No. 16 in the Associated Press Top 25 and Amway Coaches Poll released Sunday. It's the 10th consecutive week that State has been ranked dating back to Oct. 29 last season. It's also the first time since 2011 that MSU is in the rankings for the first three weeks of a season.

- MSU limited K-State to 213 yards of total offense, representing its fewest since putting up 110 against Oklahoma on Oct. 17, 2015. Sophomore RB **Kylin Hill** outgained the Wildcats' entire team, rushing for a career-best 211 yards on 17 carries (12.4 average) and 16 receiving yards on one catch with three total touchdowns. Hill, who forced eight missed tackles, produced the first 200-yard rushing game by an MSU running back since Anthony Dixon turned in 252 yards on the ground at Kentucky on Oct. 31, 2009.

- The owner of now 12 school records, senior QB **Nick Fitzgerald** rushed for 159 yards at K-State in his first game since last year's Egg Bowl on Nov. 23, 2017 to pass Dak Prescott as MSU's all-time leader in QB rushing yards (2,645) and now ranks second in SEC history (302 shy of Tim Tebow's record). Fitzgerald ranks fifth in career rushing among all position players in MSU history with 2,645 rushing yards.

- Led by arguably college football's best defensive line duo in preseason All-Americans senior DE **Montez Sweat** and junior NG **Jeffery Simmons**, MSU is tops nationally in tackles for loss (25.0). State is the only team in the FBS with multiple players inside the top four of the tackles for loss rankings with 5.5 each. Sweat also has 3.0 sacks, which is tied for the SEC lead and tied for second nationally.

- Six different Bulldogs have combined for 8.0 sacks this season. State's 8.0 sacks are the most through the first two games of an MSU season since 2000 (8). MSU's 25 TFLs are also the most through the first two games.

- Highlighted by 384 rushing yards at K-State last Saturday, MSU has topped the 250-yard rushing mark nine times since the start of 2017, which is tied with Georgia for the most among Power 5 teams in that span.

BY THE NUMBERS

302.0

Rushing yards per game by MSU, which is tops in the SEC and ranks 10th nationally

5

Total touchdowns (3 rush/2 catch) by RB **Kylin Hill**, a mark that is tied for the FBS lead and is tops in the SEC

38.5

Combined TFLs by NG **Jeffery Simmons** (17.5) and DE **Montez Sweat** (21.0) over the last 15 games

19

Offensive plays of 20+ yards, which is tied with Texas A&M for most in the SEC and third nationally

8.0

Points allowed per game by MSU in 2018, which leads the SEC and ranks tied for fifth nationally

15

Career 100-yard rushing games by **Nick Fitzgerald**, which is the most in SEC history by a QB and tied for the second most nationally among all active position players since the start of the 2016 season



GAME 3 DEPTH CHART

OFFENSE

		Ht.	Wt.	Cl.-Exp.	Notable
WR (X)	1 Stephen Guidry	6-4	190	Jr.-JC	Owns a 39-yard catch, 23-yard catch in first two games ... Seeking first career TD ... No.1 JUCO WR in America in 2017
	3 Devonta Jason	6-3	220	Fr.-HS	Early Enrollee ... Elite 4-star WR from NOLA ... Top-5 ranked WR in the class by Rivals ... Nicknamed "Whop"
WR (H)	85 Austin Williams	6-3	205	RFr.-RS	Started first 2 games ... Caught first career TD (13 yds) at KState in 3Q ... Listed as a breakout candidate by CBS Sports
	4 Dedrick Thomas	5-9	190	Jr.-2L	Breakout sophomore year in '17 with 3 TD (2 rec., 1 PR) in the last 5 games ... 5 TDs in 25 career games
WR (Z)	23 Keith Mixon	5-8	185	Jr.-2L	One of the fastest players on the team ... Nicknamed "Pocket Rocket" ... 2 catches for 23 yds in 2018 all in opener
	87 Osirus Mitchell	6-5	210	So.-1L	Career and game high 114 yds and 2 TD in first career start vs. SFA ... 1 catch for 5 yds last week at KState
LT	86 Jesse Jackson	6-2	215	Sr.-3L	Team's leading receiver in '17 (276 yards, 28 rec.) ... 5th-year senior ... Seeking first TD catch
	9 Malik Dear	5-9	225	Jr.-2L	Missed '17 season due to injury ... Sustained torn ACL in left knee during '17 spring ... DNP in first two games
LG	55 Greg Eiland	6-8	335	So.-1L	6 career starts ... Graded out at 92% with 2 knockdowns at KState ... Replaced NFL starter Martinus Rankin in '18
	78 Tyre Phillips	6-5	340	Jr.-RS	Redshirted in '17 ... Spent 2 seasons for a record-breaking EMCC offense ... '17 SEC Fall Academic Honor Roll
C	73 Darryl Williams	6-2	310	Jr.-1L	Played in 22 career games with 15 starts ... One of the top guard prospects in the nation for 2019
	79 Evans Wilkerson	6-5	310	Jr.-2L	Played in 28 career games, mostly on FG and PAT units ... '16 SEC Fall Academic Honor Roll ... Can also wear No. 83
RG	74 Elgton Jenkins	6-4	310	Sr.-3L	Rimington Trophy candidate ... Didn't allow a sack or QB hit in '17 ... Owns starts at C (15), LT (5), LG (2), RT (1)
	54 Blake Mitchell	6-0	315	So.-1L	Walk-on who saw action, primarily on special teams, in three games in '17 (BYU, UK, Louisville)
RT	61 Deion Calhoun	6-3	320	Sr.-3L	Owns most starts on OL with 25 ... Didn't allow a sack in '17 ... 1st from his HS to be offered FBS scholarship
	56 Dareuan Parker	6-4	325	So.-1L	Played in 12 games in '17 as backup and on FG/PAT units ... Saw action in 69 offensive snaps last year
TE	51 Stewart Reese	6-5	340	So.-1L	Led offense in snaps played (943) in '17 ... Started all 13 games at RT in debut season ... Only 2 sacks allowed in '17
	70 Tommy Champion	6-5	315	Jr.-RS	Redshirted in '17 ... Spent freshman and sophomore seasons at Copiah-Lincoln CC
RB	81 Justin Johnson	6-3	245	Sr.-3L	Has a catch in 6 of last 8 games ... 2 catches for 37 yds at KState Wk 2, including career-long 32-yarder
	82 Farrod Green	6-4	240	Jr.-2L	Started 21 of 27 games played ... Averaged 19.3 ypc in '17 ... Longest catch is 62 yds ... Career: 22 rec., 309 yds, 1 TD
QB	84 Donte Jones	6-4	250	So.-1L	Caught 1st TD pass in '18 opener (a 17-yard one-handed catch vs. SFA) ... Added 1 catch for 21 yds Wk 2 at KState
	8 Kylin Hill	5-11	215	So.-1L	2nd player in MSU history with 200 yds rush, 2 rush TD, 1 rec. TD in same game (did it Wk 2 at KState)
QB	26 Aeris Williams	6-1	215	Sr.-3L	Nicknamed "A-Train" ... 1st Bulldog to rush for 1,000 yds since '14 ... Owns 6 100-yd rush games ... 13 career rush TDs
	21 Nick Gibson	5-11	215	Jr.-2L	2018: 5 rushes for 35 yds and also 2 catches for 18 yds ... rushed for 14 yds in Wk 2 at KState
QB	28 Dontavian Lee	6-1	230	Sr.-3L	Nicknamed "D-Lee" ... Seen time in 37 games ... Scored first TD in '17 opener ... Also a special teams contributor
	7 Nick Fitzgerald	6-5	230	Sr.-3L	5th yr Sr., 3rd yr as starter ... Owns 12 school records ... 15 100-yd rush gms - most in SEC history ... 159 rush at KState
QB	10 Keytaon Thompson	6-4	225	So.-1L	Matched school and SEC single-game records in TDs responsible (7) in '18 season opener (5 pass/2 rush)
	14 Jalen Mayden	6-2	220	Fr.-HS	Saw 1st career action in '18 opener ... 4-star prospect by ESPN ... 9,472 yds total offense, 114 TDs in high school
-or-	17 Logan Burnett	6-2	200	So.-SQ	Walk-on who's seen playing time in three games ... 1 completion for 25 yds in '18 opener

DEFENSE

		Ht.	Wt.	Cl.-Exp.	Notable
DE	9 Montez Sweat	6-6	245	Sr.-1L	12 TFL in last 5 games ... Led SEC in sacks and TFL in '17 and is leader in both in '18 (
	5 Chauncey Rivers	6-3	275	Jr.-RS	Earned academic redshirt in '17 ... First career TFL at KState Wk 2 ... Spent So. year at EMCC and Fr. year at Georgia
DT	43 Fletcher Adams	6-2	265	Jr.-2L	Played 25 career games with six starts ... Three tackles and 1 TFL at KState Wk 2 ... Made a tackle in 23 of 25 games
	95 Braxton Hoyett	6-3	310	Sr.-2L	5th year senior ... 12 straight starts ... 43 career tackles, 5.0 TFL ... 14 of 21 tackles in '17 were in last 5 games
DE	34 Cory Thomas	6-5	310	Sr.-3L	Started 6 of 27 career games ... 5.5 of 28 career TT have been TFL ... Also has 1 FF and 1 INT in career
	91 James Jackson	6-3	330	RFr.-RS	Redshirted in '17 ... Widely considered top DT prospect in Mississippi out of high school
-or-	90 Grant Harris	6-3	290	Sr.-1L	Veteran who's played in 26 career games (no starts) ... 1 QBH Wk 2 at KState
NG	94 Jeffery Simmons	6-4	300	Jr.-2L	Preseason All-American ... Career-high 3.5 TFL in '18 opener ... Top DT prospect in nation by PFF ... Tied for SEC lead in TFL (5.5)
	96 Tre Brown	6-4	315	Sr.-1L	2018: 3 tackles, including 1 Wk 2 at KState ... Finished with 16 TT (2.5 TFL) and forced and 1 FR in 2017
DE	97 Lee Autry	6-2	310	Jr.-2L	Debut season, 3 tackles in 2018 ... Redshirted in '17 ... Spent 2 years at Itawamba CC ... No. 2 JUCO DT by ESPN
	42 Gerri Green	6-4	255	Sr.-3L	Captain and Wuerffel Trophy nominee ... 133 TT (15.5 TFL) in career ... Started 16 of 41 games ... 11.0 TFL in '17
-or-	52 Kobe Jones	6-4	270	So.-1L	Starkville native ... Career-high three tackles and 1 TFL at KState Wk 2 ... 2018: 4 tackles, 2 TFL ... 1 TFL in each gm
WLB	42 Marquiss Spencer	6-4	285	Jr.-2L	0.5 TFL in 5 games in '17 ... Appeared in 27 career games (no starts) ... 8 of 38 career TT have been for loss
MLB	10 Leo Lewis	6-2	240	Jr.-2L	Made 13 straight starts ... 3 tackles at KState ... 2018: 5 tackles, 1 TFL
	6 Willie Gay Jr.	6-2	235	So.-1L	Starkville native ... Made first career start at KState ... 3 tackles in season-opener ... Played in 15 games
SLB	40 Erroll Thompson	6-1	250	So.-1L	2017 SEC All-Freshman Team ... Led SEC Fr. LBs in TT in '17 (46) ... 5 straight starts ... 7 tackles, 1 sack, 1 INT at KState Wk 2
	50 Tim Washington	6-3	230	Jr.-2L	Seen action in 27 career games (no starts) ... Played all 13 games in '17, mostly on special teams, and had 7 TT
CB	6 Willie Gay Jr.	6-2	235	So.-1L	Starkville native ... Made first career start at KState ... 3 tackles in season-opener ... Played in 15 games
	50 Tim Washington	6-3	230	Jr.-2L	Seen action in 27 career games (no starts) ... Played all 13 games in '17, mostly on special teams, and had 7 TT
FS	2 Jamal Peters	6-2	220	Sr.-3L	38 games played (9 starts) ... 3 career INT (returned 1 90 yds for score at A&M in '17) ... 72 career TT (2.5 TFL)
	13 Tyler Williams	6-2	175	RFr.-RS	Redshirted in '17 and saw first career action in '18 opener ... State champion at Lafayette (Miss.) HS
SS	41 Mark McLaurin	6-2	215	Sr.-3L	Team leader in TT (79) in '17 ... SEC-best 6 INT in '17 ... 3 picks in win over Louisville in TaxSlayer Bowl and was MVP
	29 C.J. Morgan	6-0	200	So.-1L	Played in 12 career games with no starts ... 2 tackles on the year and recorded first career INT in season-opener vs. SFA
STAR	38 Johnathan Abram	6-0	215	Sr.-1L	Team leader in tackles (16) with 0.5 TFL in 2018 ... 9 career starts ... Back-to-back games of 8 tackles
	24 Chris Rayford	6-0	200	So.-1L	5th-year senior ... 41 games played with 9 starts ... Started 6 of 13 games played in '17 ... Has 44 TT
CB	32 Brian Cole	6-2	210	Jr.-RS	Made 1st career start in '18 opener ... Redshirted in '17 ... Top 5 JUCO safety in America by 247Sports
	11 Jaquarius Landrews	6-0	190	Jr.-RS	Enrolled at MSU in January 2017 ... Redshirted during '17 season ... Transferred from Copiah-Lincoln CC
CB	7 Marcus Murphy	6-1	195	Fr.-HS	Early enrollee who made MSU debut in '18 opener ... 4-star ATH from nearby West Point HS
	3 Cameron Dantzler	6-2	175	So.-1L	Allowed 1 rec. for 5 yds on 7 targets in '18 opener ... Saw action in 13 games as reserve in '17 ... Louisiana product
H	8 Maurice Smitherman	5-10	190	Jr.-2L	Played in 25 career games ... Career-high three tackles in season-opener ... Broke up first career pass at KState

SPECIAL TEAMS

		Ht.	Wt.	Cl.-Exp.	Notable
PK	47 Jace Christmann	6-0	200	So.-1L	Walk-on, who earned Freshman All-American in 2017 ... 13 of 17 on FGs, 52 of 52 on PATs ... Long FG is 45 yds
	26 Jordan Lawless	6-0	190	So.-RS	Redshirted in '17 after one season at Tyler JC ... Went 12 of 15 on FGs and 49 of 51 on PATs at Tyler
KO	48 Scott Goodman	5-10	200	Fr.-HS	62.9 avg with 5 TBs ... Preferred walk-on who turned down several scholarship offers to attend MSU
	42 Tucker Day	6-0	205	So.-SQ	3 punts for 123 yds in '18 opener ... 2018: 39.2 avg ... No. 1 punter out of HS by Chris Sailer Kicking
PR	27 Kody Schexnayder	5-10	195	Jr.-1L	Punted in 1 game in Primary punter last 4 games in '16 ... Career-long punt is 52 yards
	32 Brian Cole	6-2	210	Jr.-RS	Averages 32.0 yards per return with long of 40
PR	7 Marcus Murphy	6-1	195	Fr.-HS	Early enrollee who made MSU debut in '18 opener ... 4-star ATH from nearby West Point HS
	23 Keith Mixon	5-8	185	Jr.-2L	One of the fastest players on the team ... Nicknamed "Pocket Rocket" ... Returned 6 punts for 64 yds in '18 opener
LS	4 Dedrick Thomas	5-9	190	Jr.-2L	Hornung Award Watch List ... Returned 6 punts for 104 yds and a score in '17
	66 Joel Baldwin	6-3	230	Sr.-SQ	Recently earned scholarship ... Saw action in one game in '17 ... First year as primary LS ... 3 career games played
H	27 Kody Schexnayder	5-10	195	Jr.-1L	Punted in 1 game as primary punter last 4 games in '16 ... Career-long punt is 52 yards

MSU FOOTBALL MEDIA SERVICES

10 MONDAY	11 TUESDAY	12 WEDNESDAY	13 THURSDAY	14 FRIDAY	15 SATURDAY	16 SUNDAY
Coach Moorhead Press Conference Noon Seal Media Room SEC Network+	Requested Offensive Players/OC Luke Getsy 6:40 p.m. in Seal Media Room	Coach Moorhead on SEC Teleconference 11:50 a.m. Passcode available from SEC Requested Defensive Players/DC Bob Shoop 6:40 p.m. in Seal Media Room	Dawg Talk with Joe Moorhead 6:30 p.m. at The Veranda	no media availability	Game 3: #16/16 MSU vs. Louisiana 6:30 p.m. • SECN Alt Davis Wade Stadium Coach Moorhead and selected players will be available after the game.	no media availability

COACH JOE MOORHEAD

Monday Press Conference

Coach Moorhead will conduct a weekly media conference each Monday at 12 p.m. prior to an MSU game. The conference will be conducted in the media room of the Leo Seal Jr. Football Complex. Coach The press conference will also be streamed live on SECNetwork+ via the ESPN app and WatchESPN.com. FTP video will be emailed out and the on-demand video will be available at the Hail State YouTube channel.

SEC Teleconference

Coach Moorhead will join the league's other 13 coaches on the SEC's Wednesday teleconference. The teleconferences are every Wednesday from Aug. 29-Nov. 21. Coach Moorhead's 10-minute segment is scheduled from 11:50 a.m.-12 p.m. CT. The teleconference phone number can be obtained by contacting the SEC Communications Office.

Postgame

Coach Moorhead's postgame press conference for home games will be held in the new postgame interview room on the north end of Davis Wade Stadium. Moorhead's press conference may also be viewed in the press box on the MSU TV Center channel on press box television monitors. For road games, Moorhead's postgame press conferences will be held in the visiting interview room or outside the locker room.

"Dawg Talk" Radio Show

Coach Moorhead's weekly, one-hour call-in radio show airs live at 6:30 p.m. CT each Thursday during the season from The Veranda in Starkville. It can be heard on 100.9 FM in Starkville, for free at HailState.com or via the TuneIn app.

PLAYERS/ASSISTANT COACHES

Tuesday Post Practice - Offensive

Offensive players and offensive assistant coaches, including offensive coordinator Luke Getsy, are available by request following Tuesday's practice in the media room at the Seal Football Complex. Please email all player/assistant coach requests to Bill Martin (BMartin@athletics.msstate.edu), Brandon Langlois (BLanglois@athletics.msstate.edu) and Taylor Shirey (TShirey@athletics.msstate.edu) 24 hours in advance.

Wednesday Post Practice - Offense

Defensive players and defensive assistant coaches, including defensive coordinator Bob Shoop are available by request following Wednesday's practice in the media room at the Seal Football Complex. Please email all player/assistant coach requests to Bill Martin (BMartin@athletics.msstate.edu), Brandon Langlois (BLanglois@athletics.msstate.edu) and Taylor Shirey (TShirey@athletics.msstate.edu) 24 hours in advance.

Postgame

Player requests for postgame interviews will be taken in the fourth quarter. For home games, players will be available following Coach Moorhead's press conference in the new postgame interview room on the north end of Davis Wade Stadium. For road games, players will be available after Coach Moorhead's press conference outside the locker room. The locker room is off limits to the media. MSU players may not be approached on the field following games for interviews.

MSU Athletic Communications

Phone..... (662) 325-8881
 Mailing Address: P.O. Box 5308, Mississippi State, MS 39762
 Overnight Address: Bryan Building, 288 Lakeview Drive, Mississippi State, MS 39762

Football Contacts

Bill Martin (@MSUBillMartin)	Associate AD/Communications
Martin Phone	662-325-0967 (office)/662-418-3821 (cell)
Martin E-Mail	BMartin@athletics.msstate.edu
Brandon Langlois (@BMLanglois)	Associate Director (player interviews, assts)
Langlois Phone	601-405-5650 (cell)
Langlois E-Mail	BLanglois@athletics.msstate.edu
Taylor Shirey (@taylor_shirey14)	Assistant Director (player interviews)
Shirey Phone	662-325-0967 (office)/256-899-6482 (cell)
Shirey E-Mail	TShirey@athletics.msstate.edu

Other Important Phone Numbers

Davis Wade Stadium at Scott Field Press Box..... (662) 325-3776
 MSU Football Office..... (662) 325-2534
 HailState Productions (Television) (662) 325-1262
 MSU Athletic Ticket Office (662) 325-2600
 MSU Athletic Director's Office (662) 325-8082

CollegePressBox.com

CollegePressBox.com serves as a one-stop shop for all needs regarding college football. Members can access player headshots, media guides and more for all FBS schools. Login information will be distributed to accredited media or by applying for a password by sending an email to password@collegepressbox.com.



THE MOORHEAD FILE

Hometown: Pittsburgh, Pa.
Education: Fordham University, 1996 (B.A. English)
Wife: Jennifer
Children: Donovan (11), Mason (15), Kyra (17)
Birthday: November 2, 1973

COACHING CAREER

2017-present: Mississippi State (Head Coach)
 2016-17: Penn State (Offensive Coordinator/QBs)
 2012-15: Fordham (Head Coach)
 2011: Connecticut (Quarterbacks)
 2009-10: Connecticut (Offensive Coordinator/QBs)
 2006-08: Akron (Offensive Coordinator/QBs)
 2005: Akron (Asst. HC/Pass Game & Recruiting Coord./WRs)
 2004: Akron (WRs/Recruiting Coord./Punt Return)
 2003: Georgetown (Offensive Coordinator/QBs)
 2002: Georgetown (Pass Game Coordinator/QBs)
 2001: Georgetown (Quarterbacks)
 2000: Georgetown (Running Backs)
 1999: Pittsburgh (Graduate Assistant/Defense)
 1998: Pittsburgh (Graduate Assistant/Recruiting)

BOWL GAMES, PLAYOFF GAMES COACHED

2017: Rose Bowl (Penn State)
 2016: Big Ten Championship (Penn State)
 2015: FCS First Round (Fordham)
 2014: FCS First, Second Round (Fordham)
 2013: FCS First, Second Round (Fordham)
 2011: Fiesta Bowl (Connecticut)
 2010: PapaJohns.com Bowl (Connecticut)
 2005: Motor City Bowl (Connecticut)

BY THE NUMBERS

30

Penn State scored at least 30 points in 21 of the 26 games Moorhead coached, and they averaged 39.4 points per game during that span.

7

The 2017 campaign saw the Nittany Lions rank in the Top 25 nationally in seven different offensive categories.

3

Moorhead led Fordham to the 2014 Patriot League title and three straight FCS playoff appearances.

1

Sports Illustrated and YAHOO'S No. 1 rising assistant in college football in 2017.

JOE MOORHEAD

First Season
 @BallCoachJoeMo

33RD HEAD FOOTBALL COACH 2016 & 2017 NATIONAL OFFENSIVE COORDINATOR OF THE YEAR

Joe Moorhead, the mastermind behind Penn State's offensive juggernaut the past two seasons, was named Mississippi State's 33rd head football coach on November 29, 2017. Moorhead brings a championship standard mantra to Starkville centered on winning a Southeastern Conference Championship and competing for a national title. The 44-year-old has played a pivotal role in conference championships at his last four coaching stops, including Penn State (2016), Fordham (2014), Connecticut (2010) and Akron (2005).

Moorhead is in his 21st in collegiate coaching and his fifth as a head coach. In his short time in Starkville, the Pittsburgh, Pa., native has already made a marvelous impact, securing a Top 25 recruiting class just weeks on the job, hiring an elite coaching staff, forming relationships around the state of Mississippi and developing a 'good to great' attitude within the program.

Moorhead received national acclaim during the 2016 and 2017 seasons as the offensive coordinator and quarterbacks coach on James Franklin's Penn State staff. Tabbed as Sports Illustrated and Yahoo's No. 1 rising assistant in college football in August 2017, Moorhead transformed the Nittany Lions offensively and spearheaded them to a combined 21-5 record, a 17-3 mark in Big Ten regular season play, the 2016 Big Ten Championship, two New Year's Six bowls and back-to-back Top 10 national rankings.

Explosive, balanced offenses have been a trademark of Moorhead at every stop of his career. Penn State scored at least 30 points in 21 of the 26 games he coached, and they averaged 39.4 points per game during that span.

The 2017 campaign saw the Nittany Lions rank in the Top 25 nationally in seven different offensive categories, including seventh in points per game (41.1), fifth in third conversion percentage (48.0), 14th in passing efficiency (153.6), 17th in yards per play (6.55), 19th in total offense (460.3), 23rd in passing yards per game (290.2) and 21st in red zone conversion percentage (89.8). They also produced four 50-point games, representing the most in a Penn State season since 1994.

Moorhead's expertise was evident in the development of quarterback Trace McSorley and running back Saquon Barkley. Together they formed one of the elite backfields in all of college football. McSorley, a finalist for the Johnny Unitas Golden Arm Award, became just the second player in Big Ten history to register 25 passing touchdowns and 10 rushing scores in a single season. He also was the first player in program history to produce multiple seasons of 3,000 yards passing. Barkley, a consensus All-American and the first running back in Big Ten history to claim multiple Conference Offensive

Player of the Year honors, ranked second nationally in all-purpose yards in 2017 (2,329). He broke four school career records, including rushing touchdowns (43), total touchdowns (53), all-purpose yards (5,538) and consecutive games with a touchdown (15) in just three seasons.

Four of Moorhead's offensive players heard their names called in the first four rounds of the 2018 NFL Draft, while two additional ones signed undrafted free agent contracts. Barkley led the way with the No. 2 overall selection, becoming the highest drafted Nittany Lion in 19 years and the highest drafted running back overall since Reggie Bush in 2006.

The 2016 season saw Moorhead earn National Offensive Coordinator of the Year honors by 247Sports, a year in which the Nittany Lions claimed their first outright Big Ten Championship in two decades and berth in the Rose Bowl. They reeled off nine straight conference victories and finished the year 11-3 highlighted by triumphs over No. 2 Ohio State and No. 6 Wisconsin.

In Moorhead's first season, Penn State shattered then-school records for total offense (6,056), passing yards (3,650) and points scored (526). The Nittany Lions improved their scoring average by a staggering 14.4 points from 2015 to 2016, which ranked fourth nationally. They racked up 30 or more points in 11 games, which was the most since the 1994 squad.

Moorhead is no stranger to building and maintaining a program as a head coach. Prior to his stint at Penn State, he posted a 38-13 record as head coach at Fordham University from 2012-15. After inheriting a program that went 1-10, he steadily built the Rams into a Football Championship Subdivision (FCS) powerhouse, leading them to their best season in program history in 2013 and the Patriot League title in 2014. They reached the FCS playoffs in three straight seasons under his watch.

During his tenure, Moorhead produced the highest ranking in program history (No. 5 in 2013), the highest final ranking in program history (No. 9 in 2013 and 2014), the first two wins over FBS schools in program history and the first two wins over Top 10 opponents in school history.

As a collegiate performer at Fordham, Moorhead was a three-year starter at quarterback and a team captain as a senior. He was a second-team All-Patriot League pick as a senior, finishing 13th nationally in total offense. He graduated with school single-season records for completions and passing yards. Following his collegiate career, Moorhead spent time in the training camp of the Milwaukee Mustangs of the Arena Football League after playing the 1996 season for the Munich Cowboys of the E.F.A.F.

The son of a steel mill worker, Moorhead received an English degree from Fordham in 1996.

MOORHEAD'S YEAR-BY-YEAR RECORD

Year	School	Overall	Conf.	Notable
2012	Fordham	6-5	0-0	Fordham first winning season since 2007
2013	Fordham	12-2	0-0	FCS Playoffs Second Round, No. 9 ranking
2014	Fordham	11-3	6-0	FCS Playoffs Second Round, No. 11 ranking
2015	Fordham	9-3	5-1	FCS Playoffs First Round, No. 19 ranking
2018	Mississippi State	2-0	0-0	First coach since Jackie Sherrill (1991) to start 2-0
TOTALS		40-13 (.755)	11-1 (.916)	

SERIES HISTORY

MSU, 3-1

10/23/1908:	ULL, 6-5	at Columbus, Miss.
10/5/1940:	MSU, 20-0	at Starkville
9/29/1945:	MSU, 31-0	at Starkville
9/5/1987:	MSU, 31-3	at Starkville

at Starkville: MSU, 3-0

Neutral Site: ULL, 1-0

QUICK FACTS

Location	Starkville, Miss.
Founded	February 28, 1878
Nickname	Bulldogs
Enrollment	21,884
President	Dr. Mark Keenum
Athletic Director	John Cohen
Faculty Rep	Dr. Steven Turner
Conference	Southeastern (West)
Colors	Maroon and White
Stadium	Davis Wade Stadium
	at Scott Field
Capacity	61,337
Playing Surface	Hybrid Bermuda
First Year Football	1895
Years of Football	119th
All-Time Record	557-573-39 (.493)
All-Time SEC Record	193-361-12 (.350)
All-Time Bowl Record	13-8 (.619)

MSU MVPs OF THE GAME

Stephen F. Austin (Sept. 1)

Offense: QB Keytaon Thompson
Co-Defense: NG Jeffery Simmons
Co-Defense: DE Montez Sweat
Special Teams: RB Dontavian Lee

at Kansas State (Sept. 8)

Offense: RB Kylin Hill
Defense: LB Erroll Thompson
Special Teams: LB Alec Murphy

NOTE: as selected by the coaches

THE SERIES: MSU VS. LOUISIANA

Mississippi State and Louisiana will be meeting for the fifth time and the first since Sept. 5, 1987 ... The Bulldogs lead the all-time series 3-1 ... All three MSU victories have been by 20 or more points ... State has won three in a row in the series and suffered its only loss by a score of 6-5 on Oct. 23, 1908 ... It's only the second time in the last 72 years that the teams have faced off ... Lafayette, Louisiana, is 358 miles from Mississippi State's campus ... Rockey Felker was State's head coach the last two times MSU and Louisiana played, which was also the 1987 season-opener ... The Bulldogs rushed for 333 yards in the last meeting led by Albert Williams' 111 yards ... MSU outgained the Cajuns 421-245 in the game.

STATISTICAL BREAKDOWN

Category	MSU	ULL	Conference (NCAA) Ranks	
			MSU	ULL
Scoring Offense:	47.0	49.0	3 (16)	1 (12)
Total Offense:	578.0	556.0	4 (11)	1 (20)
Rushing Offense:	302.0	315.0	1 (10)	2 (7)
Passing Offense:	276.0	241.0	6 (44)	4 (61)
Scoring Defense:	8.0	17.0	1 (5)	2 (39)
Total Defense:	233.5	306.0	1 (8)	2 (37)
Pass Defense:	138.5	159.0	2 (16)	2 (28)
Rushing Defense:	95.0	147.0	9 (30)	5 (69)
Kickoff Return Avg.:	25.60	25.00	4 (24)	2 (28)
Punt Return Avg.:	9.00	0.00	8 (55)	7 (107)
Time of Possession:	29:39	28:54	9 (71)	4 (82)
3rd Down Conv. Pct.:	56.0	70.0	4 (14)	1 (2)
Opp. 3rd-D Conv. Pct:	20.0	37.5	1 (5)	4 (69)
TO Margin:	0.5	-1.0	8 (42)	8 (96)
Net Punting:	39.25	31.5	5 (56)	8 (116)
Fumbles Recovered:	--	--	--	--
Passes Intercepted:	2	--	5 (36)	--
Fumbles Lost:	0	0	1 (1)	1 (1)
Turnovers Gained:	2	--	10 (84)	--
Turnovers Lost:	1	1	3 (7)	1 (7)
Passing Efficiency:	153.23	181.48	9 (40)	3 (17)
Pass Efficiency Defense	80.29	101.23	1 (7)	2 (27)
Fewest Penalties:	18.0	6.0	14 (106)	2 (5)
Fewest Yards Penalized:	82.0	40.0	14 (106)	1 (2)
Sacks/game:	8.0	4.0	4 (8)	1 (8)
Tackles for Losses:	25.0	6.0	1 (1)	5 (65)
First Downs:	49	27	6 (37)	9 (122)
Red Zone Offense:	88.90	100.00	7 (58)	1 (1)
Red Zone Defense:	100.00	75.0	12 (91)	1 (40)

NOTEBOOK

MSU-LOUISIANA TIES

Current MSU associate head coach/tight ends coach **Mark Hudspeth** served as the head coach at Louisiana from 2011-17. Hudspeth left Starkville following the 2010 season and returned this past season. Hudspeth, a Louisville, Mississippi, native guided the Ragin' Cajuns to four consecutive nine-win seasons and four straight bowl games. His first season of 2011 saw Louisiana reach its first bowl game since 1970. In 2013, Hudspeth guided the Cajuns to a share of the Sun Belt Conference championship. Former Bulldog offensive lineman and tight ends coach **D.J. Looney** is in his first season as Louisiana's assistant offensive line coach. Looney spent the 2017 season as the tight ends coach at his alma mater. Looney, who earned his degree from State in 2010, was associated with two bowl-game winning teams as a player in Starkville. As a redshirt freshman, the 2007 Bulldogs claimed a 10-3 Liberty Bowl victory over UCF. He was on the 2010 State squad that earned a 52-14 Gator Bowl triumph over Michigan.

MSU VS. THE SUN BELT

MSU is 28-4-2 all-time against current Sun Belt Conference squads: Arkansas State (15-0-1), Louisiana (3-1), UL-Monroe (4-1-1), Troy (4-1) and South Alabama (2-1) ... The Bulldogs have won six of their last seven over the Sun Belt with their last loss coming on Sept. 3, 2016 to South Alabama, 21-20, in Starkville.

HILL, SWEAT COLLECT SEC WEEKLY HONORS

After leading the Bulldogs to a 31-10 victory at Kansas State to earn the program's first road victory over a Power 5 non-conference team since 1995, sophomore RB **Kylin Hill** and senior DE **Montez Sweat** were honored as SEC Players of the Week on Monday Morning.

- Hill led all SEC running backs in Week 2 with a career-best 221 yards rushing on 17 carries to average 12.4 yards per touch, and found the end zone three times en route to being named the SEC Offensive Player of the Week.
- Hill is the first MSU running back to win the honor since Josh Robinson in 2014.
- Picking up where he left off last season, Sweat earned his fourth Defensive Lineman of the Week honor of his career, which ties former Bulldog and current Philadelphia Eagle Fletcher Cox for the program record.
- Sweat continued his dominant play, registering three tackles, two tackles for loss and one sack against the Wildcats. The Stone Mountain, Georgia, native held Kansas State to just 213 yards of total offense, representing the Wildcats fewest since putting up 110 against Oklahoma on Oct. 17, 2015.
- Sweat has collected at least one tackle for loss in 10 out of his last 11 games, and he has produced at least 0.5 sacks in five straight games dating back to last season.
- Sweat was also named Defensive Senior of the Week by the Senior Bowl on Monday.

A look at who's earned SEC Defensive Player of the Week Honors the most times in SEC history:

Player	School	Years	Honors
Denzil Ware	Kentucky	2015-17	5
Montez Sweat	Mississippi State	2017-present	4
Fletcher Cox	Mississippi State	2009-11	4
Jermaine Cunningham	Florida	2006-09	4
Antonio Coleman	Auburn	2006-09	4
Marquis Haynes	Ole Miss	2014-17	4
Drake Nevins	LSU	2007-10	4
Sam Montgomery	LSU	2010-12	4
Nick Fairly	Auburn	2009-10	4

KING OF THE HILL

Kylin Hill accounted for a career-best three touchdowns – two rushing and one receiving – in MSU's road win at Kansas State. Overall, he recorded 227 all-purpose yards. He recorded touchdowns of 16-, 28- and 16-, and he had a 52-yard long rush.

- Hill is tied for the national lead and leads the SEC in touchdowns (5).
- Hill is one of eight players who's rushed for 200 or more yards in a game this season and only one of three to do it against a Power 5 opponent.
- Hill is the only player in the Power 5 and one of just two players in the FBS who has recorded both a rushing touchdown and receiving touchdown in each of the first two games of the 2018 season, joining Kawaan Baker (South Alabama).
- Hill is only the second player in MSU history to record at least 200 yards rushing, two rushing touchdowns and one receiving touchdown in a game joining Jerious Norwood, who had 204 yards rushing, three rushing touchdowns and one receiving touchdown in the Egg Bowl on Nov. 26, 2005.
- Hill's 200-yard rushing game was the first by an opponent against Kansas State since Nov. 14, 2015.
- Both of Hill's receptions this season have gone for touchdowns, and he is tied for the national lead with five total touchdowns so far this season.
- 12 of Hill's 26 runs have resulted in a first down or touchdown.
- Hill is only running back and one of two players total in the SEC with at least 50+ yards from scrimmage.
- Hill is tied for the FBS lead in plays of 40+ yards from scrimmage (3).

KYLIN HILL NAMED TO PFF'S NATIONAL TEAM OF THE WEEK

Kylin Hill was named to Pro Football Focus' National Team of the Week on Sunday after his stellar performance in Week 2.

- According to PFF, Hill's rushing grade of 91.0 was the nation's best.
- Hill broke or avoided eight tackles on his way to nine first downs and a ridiculous 8.0 yards per attempt after contact as 136 of his yards were after contact.
- Hill enters Week 3 with 14 total avoided tackles.
- Hill is averaging 6.5 yards after contact per rush attempt in 2018.
- Hill currently holds the highest HB Elusive Rating (323.1) in the nation by PFF.

NUMBERS TO KNOW

65.4

Percentage of Kylin Hill's runs in 2018 that have gained 5+ yards

9

Games out of the last 10 dating back to 2017 that MSU has had a 100-yard rusher

7

Straight quarters MSU held opponents before allowing its first TD in 2018

100

Pass yards allowed by MSU at K-State, the fewest by a Power 5 team vs. MSU since LSU in 2015 (71)

8

Rush first downs by Nick Fitzgerald at K-State, the most by an SEC QB in a game this season

3.49

Yards per play allowed by MSU's defense this season (T-8th in FBS/1st in SEC)

7

Touchdowns scored by MSU in eight trips inside the red zone this season

20.0

Percentage of third down conversions allowed by MSU this season (6 of 30)

5

Consecutive games MSU has gained a turnover dating back to the Arkansas game in 2017

0

Sacks allowed by MSU's offensive line (T-1st in FBS)

BULLDOG TRENDS

	2018	Moorhead	Streak
August	0-0	0-0	L1
September	2-0	2-0	W2
October	0-0	0-0	W4
November	0-0	0-0	L1
December-January	0-0	0-0	W3

MSU's Conference Record...

at home	0-0	0-0	L2
on the road	0-0	0-0	W2

MSU's Non-Conference Record...

at home	1-0	1-0	W5
on the road	1-0	1-0	W2
neutral	0-0	0-0	W3

MSU vs. Ranked Opponents...

overall	0-0	0-0	L1
at home	0-0	0-0	L1
on the road	0-0	0-0	L6
neutral	0-0	0-0	L3
vs. Top 10	0-0	0-0	L2

MSU's Record in Games...

decided by 7 pts or less	0-0	0-0	W1
decided by 3 pts or less	0-0	0-0	L1
Road during the day	1-0	1-0	W3
Road at night	0-0	0-0	W1
Home during the day	0-0	0-0	W6
Home at night	1-0	1-0	W1

MSU's Record When Scoring...

less than 20 points	0-0	0-0	L2
20 or more points	0-0	0-0	W1
25 or more points	2-0	2-0	W3

MSU's Record When Allowing...

14 or fewer points	2-0	2-0	W26
24 or fewer points	2-0	2-0	W11
25+ points	0-0	0-0	W1

MSU's Record When...

MSU scores first	2-0	2-0	W3
Opponent scores first	0-0	0-0	L1
Leading after the 1st qtr	1-0	1-0	W11
Trailing after the 1st qtr	0-0	0-0	L1
Leading at halftime	2-0	2-0	W11
Trailing at halftime	0-0	0-0	W1
Leading after the 3rd qtr	2-0	2-0	W2
Trailing after the 3rd qtr	0-0	0-0	W1

MSU's Record With...

less than 300 yards	0-0	0-0	L4
400+ yards total offense	2-0	2-0	W3
500+ yards total offense	2-0	2-0	W2
600+ yards total offense	1-0	1-0	W4
less than 100 yards rush	0-0	0-0	L3
100+ yards rushing	2-0	2-0	W3
150+ yards rushing	2-0	2-0	W3
200+ yards rushing	2-0	2-0	W3
250+ yards rushing	1-0	1-0	W2
less than 200 yards pass	1-0	1-0	W3
300+ yards passing	1-0	1-0	W1
350+ yards passing	1-0	1-0	W6
400+ yards passing	0-0	0-0	W2
450+ yards passing	0-0	0-0	W1

THE 200 CLUB

Kylin Hill's 200-yard game on the ground was the ninth in Bulldog history and the first by an MSU running back since Anthony Dixon (252) did it against Kentucky on Oct. 31, 2009.

Here's a look at where Hill's performance compared to the eight other 200-yard rushing games in MSU history:

Yards	Player	Opponent	Date	Att.
258	Nick Fitzgerald	Ole Miss	11-26-2016	14
252	Anthony Dixon	Kentucky	10-31-2009	33
247	Jerious Norwood	Houston	10-22-2005	24
237	James Johnson	Alabama	11-14-1998	36
217	Kevin Bouie	Kentucky	10-29-1994	23
211	Kylin Hill	Kansas State	9-8-2018	17
209	James Johnson	Kentucky	11-7-1998	28
204	Jerious Norwood	Ole Miss	11-26-2005	34
201	Jerious Norwood	UAB	10-9-2004	24

SNAPSHOT: KYLIN HILL IN THE FBS/SEC RANKINGS

Through two games, Kylin Hill ranks inside the top 15 in 11 different offensive statistical categories among all FBS players:

Category	Stat	FBS Rank (SEC Rank)
Total Touchdowns	5	T-1 (1)
All-Purpose Yards/Game	165.0	12 (2)
Rush Yards	261	15 (5)
Rush TD	3	T-13 (T-2)
Yards/Carry	10.04	14 (3)
Rush Yards/Game	130.5	14 (5)
1st Down Runs	11	T-14 (T-4)
20+ Yard Runs	3	T-10 (T-2)
30+ Yard Scrimmage Plays	3	T-12 (T-5)
40+ Yard Scrimmage Plays	3	T-1 (1)
50+ Yard Scrimmage Plays	2	T-3 (T-1)

BACKFIELDS BEWARE

DE Montez Sweat and NG Jeffery Simmons form arguably the best defensive line duo in college football. In the 15 games they've played together, Sweat and Simmons have combined for 38.5 tackles for loss.

- So far in 2018, Sweat and Simmons have tallied 5.5 TFLs apiece to tie for fourth nationally and sit atop the SEC and help MSU lead the nation in tackles for loss (25.0).
- State is the only school in the country with multiple players who rank in the top four of the individual TFL rankings.
- The duo's 11.0 tackles for loss through two games this season are nine more than they combined for in the first two games of the 2017 campaign.

Sweat and Simmons Over the Last Five Games

Player	TFL	Sacks
Montez Sweat	12.0	7.0
Jeffery Simmons	9.0	1.5
TOTALS	21.0	8.5

Montez Sweat's 3.0 sacks are tied for the SEC lead and second nationally. He posted a pair of sacks last Saturday at Kansas State to bring his career total to 14.5 and move into 10th all-time in MSU history surpassing Keith Joseph (14.0 from 1989-92). He needs two more sacks to move into a tie for eighth place with Robert Young (16.0 from 1987-90) and Preston Smith (16.0 from 2011-14).

- Sweat set a career-high with 3.5 tackles for a loss of 17 yards in State's 63-6 season-opening victory over Stephen F. Austin.
- Sweat's 3.5 tackles for loss were a part of a school single-game record of 17 tackles for loss for MSU.

An absolute force in the middle, Jeffery Simmons entered his junior season as a preseason All-American by five different media outlets. He led all returning FBS defensive tackles in quarterback pressures with 41 in 2017, according to Pro Football Focus.

- Despite being double-teamed for most of the 2017 season, Simmons ranked 11th in the SEC with 12.0 tackles for loss, including a career-best five sacks, and earned first-team All-SEC honors. A two-time SEC Defensive Player of the Week honoree last season, Simmons helped State to one of the school's best defensive performances since 1999 as the anchor of the unit.
- Simmons wasted little time finding his way into the backfield in MSU's season-opener, racking up a career-high 3.5 tackles for loss in the first half. He followed up with a pair of TFLs at Kansas state last Saturday and has recorded at least a half tackle for loss in nine straight games dating back to 2017.

SWEAT AND SIMMONS WERE THE SEC'S BEST PASS RUSH DUO IN 2017

First-team All-SEC defensive linemen **Jeffery Simmons** and **Montez Sweat** were an unstoppable force that combined for 27.5 tackles for loss and 15.5 sacks in 2017.

- Sweat, a Michigan State transfer, led the SEC in sacks with 10.5 in all games.
- He also topped the league in conference only games with 7.5.
- Sweat's 10.5 sacks ranked seventh in MSU single-season history and were the most by a Bulldog since Willie Evans led the SEC with 15.0 in 2005.
- Simmons was double-teamed all year but still managed to cause havoc in the middle with 12 tackles for loss, two fumble recoveries, two forced fumbles and a nation-leading three blocked kicks.

SWEAT, SIMMONS MADE FIRST-TEAM ALL SEC HISTORY IN 2017

For the first time in MSU history, the Bulldogs produced multiple first-team All-SEC defensive linemen as **Jeffery Simmons** and **Montez Sweat** were on both the coaches and Associated Press first teams. It represented just the second time since 2003 that an SEC West school produced multiple first-team All-SEC defensive linemen.

- Alabama was the only other team to do it during that span when in 2015 Johnathan Allen and A'Shawn Robinson achieved the feat.
- With offensive tackle **Martinas Rankin** earning first-team All-SEC honors as well, it represented the first time since the 2014 season that MSU tallied at least three players on the All-SEC first team.

EXPLOSIVE PLAYS

MSU has three 50+ yard plays (2 are TDs) through two games this season. The Bulldogs had two plays of 50+ yards all of last season.

- State opened the season with 12 plays of 20+ yards in the season opener against Stephen F. Austin and followed up with seven such plays last Saturday at Kansas State.
- MSU's 19 plays of 20+ yards ranks tied for the SEC lead with Texas A&M and tied for third nationally.
- Of the Bulldogs' 137 total plays this season, 31 have resulted in either a 12+ yard rush or a 15+ yard pass for a 22.63 percent clip that leads the SEC and ranks second in the FBS.
- Six of State's 13 touchdowns have been for 20+ yards, already just four shy of its 20+ yard touchdown total from a season ago.

SCORING 30+ POINTS

The Bulldogs, who are averaging 47.0 points per game through two games this season, have scored 30+ points in 34 of their last 54 games dating back to the start of the historic 2014 season.

- 34 games with 30+ points are the second most in the SEC behind only Alabama (44) during that span.
- MSU has posted a 31-3 record in those games.
- State enters Saturday's game against Louisiana with a streak of three straight 30+ point games dating back to the 2017 TaxSlayer Bowl against Louisville.

Most Games Scoring 30+ Points Since 2014

Rank	Team	Games
1.	Alabama	44
2.	Mississippi State	34
3.	Georgia	32
	Ole Miss	32
5.	Auburn	31
6.	Arkansas	28
7.	Texas A&M	27
8.	LSU	26
9.	Tennessee	25
10.	Kentucky	21
11.	Missouri	21
12.	South Carolina	20
13.	Florida	15
	Vanderbilt	15

CAREER 100-YARD RUSH GAMES

Nick Fitzgerald, Jr., QB (15*, 1 in 2018)

258, at Ole Miss, 2016
195, South Carolina, 2016
182, Texas A&M, 2016
159, at Kansas State, 2018
135, UMass, 2017
132, Miami (Ohio), St. Petersburg Bowl, 2016
131, Arkansas, 2016
119, Samford, 2016
115, Kentucky, 2017
111, at Louisiana Tech, 2017
110, at UMass, 2016
107, at Kentucky, 2016
105, at Texas A&M, 2017
103, BYU, 2017
101, Arkansas, 2017

* - denotes school record by a QB and most in SEC history

Kylin Hill, So., RB (1, 1 in 2018)

211, at Kansas State, 2018

Keytaon Thompson, So., QB (2, 1 in 2018)

121, Ole Miss, 2017
147, Louisville, 2017
109, Stephen F. Austin, 2018

Aeris Williams, Jr., RB (6)

191, at Ole Miss, 2016
146, LSU, 2017
140, Texas A&M, 2016
114, BYU, 2017
114, UMass, 2017
107, at Louisiana Tech, 2017

CAREER 100-YARD REC. GAMES

Osirus Mitchell, So., WR (1, 1 in 2018)

114, Stephen F. Austin, 2018

CAREER 300-YARD PASS GAMES

Nick Fitzgerald, So., QB (3, 0 in 2017)

417, Samford, 2016
328, Arkansas, 2016
305, at UMass, 2016

Keytaon Thompson, So., QB (1, 1 in 2018)

364, Stephen F. Austin, 2018

FITZGERALD ONE OF THE NATION'S BEST SIGNAL CALLERS

Nick Fitzgerald, a candidate for the Maxwell Award, Johnny Unitas Golden Arm Award and Manning Award, is in his third season as starting signal caller and owns a 15-11 record as a starter after last Saturday's win at Kansas State.

- At 6-foot-5, 230 pounds, Fitzgerald was Dak Prescott's primary backup in 2015 before taking the reins. He was offered by only two schools coming out of Richmond Hill (Ga.) High School, MSU and Middle Tennessee. Richmond Hill ran an option style offense and threw only 78 passes as a senior. He played wide receiver as a junior before moving to quarterback.
- Fitzgerald owns the SEC career record for 100-yard rushing games by a QB with 15. He has rushed for 100 yards in 13 of his last 20 games, including eight of the last eight. He did it six times in 2017, which tied for third in the SEC, and for the 15th time last Saturday in Manhattan when he ran for 159 yards on 19 carries, his highest rushing production since the 2016 Egg Bowl when he ran for a school-record 258 yards.
- Fitzgerald's 15 100-yard rushing games rank second in MSU career history among all positions and are two shy of the school record:

MSU Career 100-Yard Rushing Games

Rank	Player	Games	Years
1.	Anthony Dixon	17	2006-09
2.	Nick Fitzgerald	15	2015-present
	Jerious Norwood	13	2002-05
4.	James Johnson	12	1997-98
	Walter Packer	12	1973-76
6.	Vick Ballard	10	2010-11
	Dicenzo Miller	10	1998-01
	Michael Davis	10	1991-94
	Michael Haddix	10	1979-82
10.	Dak Prescott	9	2012-15
	Don Smith	9	1983-86

- Fitzgerald is the sixth QB in SEC history to rush for over 2,000 yards in a career. Three of the top six were MSU players (Fitzgerald, Dak Prescott and John Bond). With his 159 rushing yards last Saturday, Fitzgerald vaulted into second place in SEC career QB rushing yards, 302 yards shy of Tim Tebow.

SEC Career QB Rushing Yards

Rank	Player	Team	Years	Yards
1.	Tim Tebow	UF	2006-09	2,947
2.	Nick Fitzgerald	MSU	2015-p	2,645
3.	Matt Jones	ARK	2001-04	2,535
4.	Dak Prescott	MSU	2012-15	2,521
5.	John Bond	MSU	1980-83	2,280

- After last Saturday, Fitzgerald is now fifth in all-time MSU career rushing yards among all positions:

MSU Career Rushing Yards

Rank	Player	Yds.	Years	Att.	Avg.
1.	Anthony Dixon	3994	2006-09	910	4.4
2.	Jerious Norwood	3212	2002-05	573	5.6
3.	Walter Packer	2820	1973-76	483	5.8
4.	Michael Davis	2721	1991-94	578	4.7
5.	Nick Fitzgerald	2,645	2015-p	399	6.6
6.	Michael Haddix	2558	1979-82	425	6.0
7.	LaDarius Perkins	2554	2010-13	530	4.8
8.	Dak Prescott	2521	2012-15	536	4.7

- Fitzgerald tossed touchdown passes to RB **Kylin Hill** and WR **Austin Williams** last Saturday at Kansas State, pushing his career touchdowns responsible for to 74, good for second in MSU history. Fitzgerald and Dak Prescott are the only two players in school history to rush for 30+ touchdowns and throw for 30+ touchdowns.

MSU Career Touchdowns Responsible

Rank	Player	Years	Rush	Pass	TDs
1.	Dak Prescott	2012-15	41	70 & 3 rec.	114
2.	Nick Fitzgerald	2015-p	33	41	74
3.	Don Smith	1983-86	21	31	52

- Fitzgerald ranked third in the SEC in rushing touchdowns and led all SEC QBs with 14 in 2017. He rushed for multiple touchdowns in a game five times and 13 times in his career. The 13 times is the second-most in the SEC in the last 20 years according to ESPN Stats and Info. The BYU game was the seventh time in Fitzgerald's career that he has thrown for multiple TDs and rushed for multiple TDs in the same game. Three times in 2017 he achieved that: Louisiana Tech, LSU and BYU.

- Fitzgerald owns 86 rushes of 10+ yards in his career, including 32 in 2017 which was sixth among all SEC players.

- Fitzgerald also owns 5 50+ yard runs, 4 60+ yard runs and 3 70+ yard runs in his career.

- With his 313 yards of total offense last Saturday at Kansas State, Fitzgerald crossed the 7,000-yard mark to claim second in MSU career total offensive yards with 7,239.

MSU Career Total Offense

Rank	Player	Years	Plays	Rush	Pass	Total
1.	Dak Prescott	2012-15	1,705	2,521	9,376	11,897
2.	Nick Fitzgerald	2015-p	939	2,645	4,594	7,239
3.	Don Smith	1983-86	1,223	1,868	5,229	7,097
4.	John Bond	1980-83	1,237	2,280	4,621	6,901

- Fitzgerald ranks third in MSU career rushing scores:

MSU Career Rushing Touchdowns

Rank	Player	TDs	Years	Att.	Yds.
1.	Anthony Dixon	42	2006-09	910	3994
2.	Dak Prescott	41	2012-15	536	2521
3.	Nick Fitzgerald	33	2015-p	399	2645

- Fitzgerald averages 6.6 yards per rush, which is currently the MSU career record. The previous record was 6.2 yards per carry by Harvey Johnson from 1938-40 (234 rushes for 1,442 yards).

- Fitzgerald has produced 41 career passing TDs, which is third place in MSU career annals.

Rank	Player	TDs	Years	Yds.	Int.
1.	Dak Prescott	70	2012-15	9,376	23
2.	Tyler Russell	42	2010-13	5,441	23
3.	Nick Fitzgerald	41	2015-p	4,594	22

- Fitzgerald surpassed 4,000 career passing yards in the win against UMass in 2017. He is currently in eighth place in MSU career passing yards:

Rank	Player	Yds.	Years	Att.	Cmp.	Pct.
1.	Dak Prescott	9,376	2012-15	1169	734	.628
2.	Wayne Madkin	6,336	1998-01	887	462	.521
3.	Kevin Fant	5,631	2000-03	866	461	.532
4.	Tyler Russell	5,441	2010-13	699	410	.587
5.	Derrick Taite	5,232	1993-96	734	362	.493
6.	Don Smith	5,229	1983-86	738	342	.463
7.	John Bond	4,621	1980-83	665	307	.462
8.	Nick Fitzgerald	4,594	2015-p	688	377	.547

2018 HONORS

Deion Calhoun, Sr., OL

Third-Team All-SEC (Coaches)

Jace Christmann, So., K

Lou Groza Award Watch List

Nick Fitzgerald, Sr., QB

Third-Team All-SEC (Media)

Maxwell Award Watch List

Davey O'Brien Award Watch List

Manning Award Watch List

Johnny Unitas Golden Arm Award Watch List

Gerri Green, Sr., DE

Wuerffel Trophy Watch List

Kylin Hill, So., RB

NFF National Team of the Week (vs. K-State)

SEC Offensive Player of the Week (vs. K-State)

Elgton Jenkins, Sr., OL

Rimington Trophy Fall Watch List

Leo Lewis, Jr., LB

Third-Team All-SEC (Coaches)

Mark McLaurin, Sr., S

Second-Team All-SEC (Coaches)

Third-Team All-SEC (Media)

Jamal Peters, Sr., CB

Third-Team All-SEC (Coaches)

Jeffery Simmons, Jr., DT

First-Team All-SEC (Media, Coaches, Phil Steele)

Associated Press Preseason All-American (2nd Team)

Athlon Sports Preseason All-American (2nd Team)

CBS Sports Preseason All-American (2nd Team)

Sports Illustrated Preseason All-American (2nd Team)

The Athletic Preseason All-American (2nd Team)

Bednarik Award Watch List

Outland Trophy Watch List

Bronko Nagurski Trophy Watch List

Montez Sweat, Sr., DE

SEC Defensive Lineman of the Week (vs. K-State)

Defensive Senior of the Week (vs. K-State)

First-Team All-SEC (Media, Coaches, Phil Steele)

Athlon Sports Preseason All-American (3rd Team)

Bednarik Award Watch List

Bronko Nagurski Trophy Watch List

Ted Hendricks Award Watch List

Dedrick Thomas, Jr., WR

Paul Hornung Award Watch List

Aeris Williams, Sr., RB

Third-Team All-SEC (Media, Coaches)

Doak Walker Award Watch List

Darryl Williams, Jr., OL

Third-Team All-SEC (Coaches)

500 YARD TOTAL OFFENSE GAMES BY SEC TEAMS SINCE 2014

MSU leads the SEC with 23 500-yard total offense games since 2014.

- The Bulldogs own a 20-3 record in those games.
- State added to the total last Saturday when the Bulldogs generated 538 yards (384 rushing/154 passing) at K-State after producing 618 yards (398 passing/220 rushing) against Stephen F. Austin.
- MSU has topped the 500-yard total offense mark in five of the last six games.

Rank	School	Games
1.	Mississippi State	23
2.	Alabama	22
	Ole Miss	22
4.	Texas A&M	20
	Auburn	18
6.	Missouri	15
7.	LSU	11
8.	Georgia	10
	Tennessee	10
	Arkansas	9
11.	Kentucky	8
	South Carolina	6
12.	Florida	5
	Vanderbilt	5

WINS BY SEC WEST TEAMS SINCE START OF 2014 SEASON

Since 2014, a year in which MSU held the No. 1 ranking for five straight weeks, the Bulldogs are tied with LSU for the second-most victories in the SEC West with 36. A look at the list:

Rank	School	Wins
1.	Alabama	55
2.	Mississippi State	36
	LSU	36
4.	Auburn	35
5.	Texas A&M	32
6.	Ole Miss	32
7.	Arkansas	27

SAME GAME 100-YARD RUSHING GAMES SINCE 2016

Last Saturday marked the sixth time quarterback Nick Fitzgerald and an MSU running back has turned in a 100-yard rushing performance in the same game. Fitzgerald rushed for 159 yards on 19 attempts, while RB **Kylin Hill** had a career and game-high 211 on 17 carries, combining for 370 of the Bulldogs 384 yards on the ground.

- No quarterback-running back combo in MSU history has gone over 100 yards rushing more than Fitzgerald and **Aeris Williams**. Five times the duo has gone over 100 yards rushing in the same game.
- Dak Prescott and Josh Robinson did it twice during the 2014 season. Fitzgerald and Williams did it three times last season and twice in 2016. The duo last did it against UMass in 2017 as Williams had 114 and Fitzgerald produced a season-high 135.
- State has won every game in which Fitzgerald and a running back have achieved the feat.

Opponent	Date	Yards Rushing
at Kansas State	9/8/18	Fitzgerald (159), Hill (211)
UMass	11/4/17	Fitzgerald (135), Williams (114)
BYU	10/14/17	Williams (114), Fitzgerald (103)
at Louisiana Tech	9/9/17	Fitzgerald (111), Williams (107)
at Ole Miss	11/26/16	Fitzgerald (258), Williams (191)
#4 Texas A&M	11/5/16	Fitzgerald (182), Williams (140)

ELITE RUSHING ATTACK

- State rushed for over 250 yards nine times in 2017 and finished 8-1 in those contests.
- MSU has eclipsed 250 rushing yards in 13 out of its last 22 games dating back to the Kentucky game on Oct. 22, 2016.
- MSU produced the SEC's most individual 100-yard rushing games in 2017 with 10 (6 by **Nick Fitzgerald**, 4 by **Aeris Williams**).

MSU HAS WON 37 OF ITS LAST 42 NON-CONFERENCE GAMES

With the season-opening win against Stephen F. Austin followed by a dominant road victory at Kansas State last Saturday, State has beaten 37 of its last 42 non-conference opponents across the last 8+ seasons.

- The Bulldogs head into their matchup against Louisiana this weekend winners of nine straight against non-SEC teams dating back to last year's Samford game on Oct. 29.
- MSU has outscored non-SEC teams, 373-151 during that streak. State was 5-0 vs. non-conference teams last season (Charleston Southern, Louisiana Tech, BYU, UMass and Louisville) having won four of those games by double-digits and outscored its opponents 206-81.

39 BULLDOGS MADE DEBUT IN SEASON OPENER

A total of 39 Bulldogs (12 Offense/24 Defense/3 Special Teams) saw the field for the first time in their careers in the season opener: WR **Stephen Guidry**, WR **Devonta Jason**, DE **Chauncy Rivers**, S **Marcus Murphy**, S **Jaquarius Landrews**, TE **Geor'quaris Spivey**, S **Shawn Preston Jr.**, CB **Tyler Williams**, QB **Jalen Mayden**, LB **Nathaniel Watson**, DE **Aaron Odom**, LB **Aaron Brule**, WR **Cameron Gardner**, CB **Taury Dixon**, CB **Jaylon Reed**, CB **Somon Anderson**, TE **Brad Cumbest**, S **Londyn Craft**, LB **Sh'mar Kilby-Lane**, S **Brian Cole**, S **Landon Guidry**, WR **Cason Grant**, CB **Esaias Furdge**, LS **Nathan Swanson**, LB **Jett Johnson**, DT **Devon Robinson**, K **Scott Goodman**, LB **R.J. Jennings**, DE **Fabien Lovett**, DT **Sherman Timbs**, LS **Joel Baldwin**, OL **Tyre Phillips**, TE **Christian Roberson**, DE **Jason Crumedy**, WR **Austin Williams**, TE **Powers Warren**, DT **James Jackson**, DT **Cameron Young** and DT **Lee Autry**.

Eighteen true freshmen (6 Offense/11 Defense/1 Special Teams) saw action during MSU's season opener: WR **Devonta Jason**, S **Marcus Murphy**, TE **Geor'quaris Spivey**, S **Shawn Preston Jr.**, QB **Jalen Mayden**, LB **Nathaniel Watson**, LB **Aaron Brule**, WR **Cameron Gardner**, CB **Jaylon Reed**, TE **Brad Cumbest**, CB **Esaias Furdge**, WR **Cason Grant**, LB **Jett Johnson**, DT **Devon Robinson**, K **Scott Goodman**, DE **Fabien Lovett**, DE **Jason Crumedy** and DT **Cameron Young**.

SEVEN FIRST-TIME STARTERS

Seven Bulldogs (four offense, two defense) made their first career starts in the season opener: WR **Stephen Guidry**, WR **Austin Williams**, WR **Osirus Mitchell**, RB **Kylin Hill**, CB **Cameron Dantzler**

and S **Brian Cole**. LB **Willie Gay Jr.** made his first career start in Week 2 at Kansas State.

NOTING THE OFFENSIVE LINE

Chemistry, experience and physicality best sum up the 2018 MSU offensive line, which is one of the best units in the SEC. The Bulldogs returned a combined 76 starts on the offensive line and four starters. Gone is left tackle Martinas Rankin, who was a Day 2 2018 NFL Draft pick to the Houston Texans.

- State's starting offensive line in each of the first two games was **Greg Eiland** (LT), **Darryl Williams** (LG), **Elgton Jenkins** (C), **Deion Calhoun** (RG), **Stewart Reese** (RT), pushing the unit's combined career starts to 86. The unit is one of only 12 in the FBS that hasn't yet allowed a sack so far this season, and they've only allowed 2.0 tackles for loss, which is tops in the FBS. The last time an MSU OL unit allowed a sack was in the fourth quarter of the 2017 TaxSlayer Bowl.
- Senior **Elgton Jenkins** is in his second year as the starter at center and is a candidate for the Rimington Trophy. The other starting senior is right guard **Deion Calhoun**, who owns the most starts on the line with 25. Jenkins was MSU's highest performer in the season opener vs. Stephen F. Austin, grading out at 92 percent with a pair of knockdowns.
- Junior **Darryl Williams** is coming off a terrific sophomore season and is a force at one of the guard positions. He had an impressive six knockdowns at Kansas State last Saturday.
- The tackles are manned by sophomore **Stewart Reese** and sophomore **Greg Eiland**. Eiland started four games at left tackle last season in place of an injured Martinas Rankin. Eiland, making the start at left tackle, graded out at 92 percent with two knockdowns and helped lead No. 18 Mississippi State to its first victory over a Power 5 non-conference team on the road since 1995 last Saturday at Kansas State. Eiland and the Bulldogs did not give up a sack and they paved the way for an MSU rushing attack that pounded out 384 yards on the ground. It was the most rushing yards allowed by Kansas State since Oct. 7, 2010, when Nebraska rushed for 451 yards. The Bulldogs finished with 538 yards of total offense.
- The Bulldogs allowed only 13.0 sacks in 2017, tied with Missouri for the fewest amount of sacks allowed by any team in the SEC and the fifth-fewest in the FBS.

CAREER GAMES PLAYED/STARTS

Player	'15	'16	'17	18	Total
Johnathan Abram	--	--	13/7	2/2	15/9
Fletcher Adams	--	11/0	13/6	2/0	26/6
Stephen Adegoke	--	--	3/0	2/0	5/0
Somon Anderson	--	--	--	1/0	1/0
Lee Autry	--	--	--	2/0	2/0
Joel Baldwin	--	--	1/0	2/0	3/0
Tre Brown	--	--	13/0	2/0	15/0
Aaron Brule	--	--	--	1/0	1/0
Logan Burnett	--	--	2/0	1/0	3/0
Deion Calhoun	13/1	9/9	13/13	2/2	37/25
Korey Charles	--	--	3/0	1/0	4/0
Jace Christmann	--	--	13/0	2/0	15/0
Brian Cole	--	--	--	2/1	2/1
Jamal Couch	--	11/0	13/1	--	24/1
Londyn Craft	--	--	--	1/0	1/0
Jaden Crumedy	--	--	--	1/0	1/0
Brad Cumbest	--	--	--	1/0	1/0
Cameron Dantzler	--	--	13/0	2/2	15/2
Tucker Day	--	--	2/0	2/0	4/0
Malik Dear	11/0	12/9	0/0	--	23/9
Taury Dixon	--	--	--	1/0	1/0
Greg Eiland	--	--	13/4	2/2	15/6
Nick Fitzgerald	8/0	13/13	12/12	1/1	34/26
Raymond Freeman	--	--	--	1/0	1/0
Cameron Gardner	--	--	--	1/0	1/0
Willie Gay Jr.	--	--	12/0	2/1	14/1
Nick Gibson	--	3/0	13/1	2/0	18/1
Scott Goodman	--	--	--	2/0	2/0
Cason Grant	--	--	--	1/0	1/0
Farrod Green	--	12/8	13/13	2/0	27/21
Gerri Green	13/1	13/0	13/13	2/2	41/16
Landon Guidry	--	--	--	1/0	1/0
Stephen Guidry	--	--	--	2/2	2/2
Grant Harris	5/0	6/0	13/0	2/0	26/0
Kylin Hill	--	--	13/0	2/2	15/2
Braxton Hoyett	7/0	13/0	12/11	2/2	34/13
James Jackson	--	--	--	1/0	1/0
Jesse Jackson	12/0	13/1	13/8	2/0	40/9
Devonta Jason	--	--	--	2/0	2/0
Elgton Jenkins	11/3	12/5	13/13	2/2	38/23
Jett Johnson	--	--	--	1/0	1/0
Justin Johnson	11/0	13/2	13/0	2/2	39/4
Dontea Jones	--	--	4/0	2/0	6/0
Kendell Jones	--	1/0	4/0	--	5/0
Kobe Jones	--	--	13/0	2/0	15/0
Traver Jung	--	13/2	10/0	--	23/2
Sh'mar Kilby-Lane	--	--	--	1/0	1/0
Jaquarius Landrews	--	--	--	2/0	2/0
Dontavian Lee	10/0	13/0	12/0	2/0	37/0
Leo Lewis	--	13/13	13/11	2/2	28/26
Fabien Lovett	--	--	--	1/0	1/0
Jalen Mayden	--	--	--	1/0	1/0
Mark McLaurin	12/0	13/6	13/12	2/2	40/20
Cameron Miller	--	--	1/0	2/0	3/0
Blake Mitchell	--	--	3/0	1/0	4/0
Osirus Mitchell	--	--	9/0	2/2	11/2
Keith Mixon	--	13/1	8/7	2/0	23/8
C.J. Morgan	--	--	10/0	2/0	12/0
Alec Murphy	--	4/0	7/0	2/0	13/0
Marcus Murphy	--	--	--	2/0	2/0
Travis O'Connor	--	--	1/0	--	1/0
Aaron Odom	--	--	--	1/0	1/0
Dareaun Parker	--	--	12/0	2/0	14/0
Jamal Peters	12/2	12/2	12/3	2/2	38/9
Tyre Phillips	--	--	--	2/0	2/0
Shawn Preston	--	--	--	1/0	1/0
Chris Rayford	13/0	13/3	13/6	2/0	41/9
Chris Redmon	--	--	2/0	1/0	3/0
Jaylon Reed	--	--	--	1/0	1/0
Stewart Reese	--	--	13/13	2/2	15/15
Chauncey Rivers	--	--	--	2/0	2/0
Devon Robinson	--	--	--	1/0	1/0
Kody Schexnayder	--	4/0	1/0	2/0	7/0
Jeffery Simmons	--	12/3	13/13	2/2	27/18
Maurice Smitherman	--	10/0	13/0	2/0	25/0
Marquiss Spencer	--	12/0	13/0	2/0	27/0
Geor'quaris Spivey	--	--	--	1/0	1/0
Nathan Swanson	--	--	--	1/0	1/0
Michael Story	--	8/2	6/0	--	14/2
Montez Sweat	--	--	13/13	2/2	15/15
Cory Thomas	8/0	13/4	6/2	1/0	28/6
Dedrick Thomas	--	10/0	13/0	2/0	25/0
Erroll Thompson	--	--	13/3	2/2	15/5
Keytaon Thompson	--	--	10/1	2/1	12/2
Sherman Timbs	--	--	--	1/0	1/0
Powers Warren	--	--	--	1/0	1/0
Tim Washington	--	12/0	13/0	2/0	27/0
Nathaniel Watson	--	--	--	1/0	1/0
Evans Wilkerson	--	12/0	13/0	2/0	27/0
Aeris Williams	13/0	13/3	13/12	1/0	40/15
Austin Williams	--	--	--	2/2	2/2
Darryl Williams	--	7/0	13/13	2/2	22/15
Tyler Williams	--	--	--	1/0	1/0
Cameron Young	--	--	--	1/0	1/0

MSU RUNNING BACKS PROTECTING THE BALL

MSU running backs have not fumbled through the first two games of the 2018 season and lost only one fumble last season when **Nick Gibson** fumbled with 7:26 on the clock in the first quarter at Arkansas on Nov. 18.

- Gibson's fumble snapped a streak of 504 consecutive carries and 44 consecutive quarters without a fumble on an offensive possession by any player at any position.
- In **Nick Fitzgerald's** 399 career carries, he's lost a fumble only three times (twice vs. Auburn in 2016 and once at UMass in 2016).

Consecutive Carries Without A Fumble

Player	Cons. Carries	Last Fumble
RB Aeris Williams	103	3Q at Texas A&M, 10/28/17 (recovered it)
RB Kylin Hill	54	2Q at Texas A&M, 10/28/17 (recovered it)
RB Dontavian Lee	51	never fumbled
QB Nick Fitzgerald	43	1Q at Arkansas, 11/18/17 (recovered it)
RB Nick Gibson	11	1Q at Arkansas, 11/18/17 (lost it)

Consecutive Carries Without A Lost Fumble

Player	Cons. Carries	Last Lost Fumble
RB Aeris Williams	409	3Q at Texas A&M, 10/3/15 (6:05)
QB Nick Fitzgerald	322	2Q vs. Auburn, 10/8/16 (1:45)
RB Kylin Hill	104	never lost a fumble
RB Dontavian Lee	51	never lost a fumble
RB Nick Gibson	11	1Q at Arkansas, 11/18/17 (7:26)

IN THE POLLS

The Bulldogs are ranked for the 10th consecutive week. The streak of nine weeks is their longest since that memorable 2014 season.

Season	Week	AP	Coaches	CFP
2017	Week 10 (10/30)	21	22	16
2017	Week 11 (11/5)	18	18	16
2017	Week 12 (11/12)	17	19	16
2017	Week 13 (11/19)	16	17	14
2017	Week 14 (11/26)	24	23	23
2017	Week 15 (12/3)	23	24	23
2017	Final Rankings	19	20	23
2018	Preseason	18	18	--
2018	Week 2 (9/4)	18	18	--
2018	Week 3 (9/9)	16	16	--

THOMPSON SHINES IN SEASON OPENER

In just his second career start, quarterback **Keytaon Thompson** tied the SEC and MSU single-game record for touchdowns responsible (7) while accounting for 473 yards of total offense in a 63-6 win over Stephen F. Austin to open the **Joe Moorhead** era. The seven TDs responsible for led all FBS players in Week 1. The 473 yards of total offense ranked sixth in MSU single-game history.

- Thompson also tied an MSU single-game record with five touchdown passes, throwing for 364 yards. He collected his third-straight 100-yard rushing game, carrying it 10 times for 109 yards and two TDs.
- Thompson became just the third player in MSU history to rush for 100 yards and throw for 300 yards in a game, joining Nick Fitzgerald and Dak Prescott. He was also just the fifth SEC player to achieve the feat since Oct. 24, 2015, joining Jalen Hurts (2016) and Chad Kelly (2015).
- The highlight of Thompson's night occurred when he fired an 84-yard touchdown, which was the longest completion at MSU in 14 years (2004).
- Thompson's first five completions of the game all went for 20 or more yards, including a 53-yard TD to running back **Kylin Hill** on MSU's first offensive drive. All nine of Thompson's first-half completions went to nine different receivers for 263 total yards and four touchdowns.

A-TRAIN ECLIPSED 1,000 YARDS RUSHING MARK

Aeris Williams (1,135) became the first MSU running back to go over 1,000 yards rushing in a season since Josh Robinson (1,203) did in 2014.

- Williams, nickname the "A-Train", has rushed for 2,033 yards for his career. MSU has now produced 13 1,000-yard rushers in a season.
- Williams' 85.1 yard per game average in 2017 ranked sixth in the SEC.

BULLDOGS IN THE NFL

Name	Pos.	Team	Year
Denico Autry	DE	Colts	5
Hunter Bradley	LS	Packers	R
Brandon Bryant #	DB	Jets	1
Johnathan Calvin	DL	Colts	1
Blaine Clausell	OL	Cardinals	4
Logan Cooke	P	Jaguars	R
Fletcher Cox ^\$	DE	Eagles	7
J.T. Gray	DB	Saints	R
Gabe Jackson \$	OG	Raiders	5
Chris Jones \$	DT	Chiefs	3
Kyle Love	DT	Panthers	7
Benardrick McKinney \$	LB	Texans	4
Pernell McPhee \$	OLB	Bears	8
Dak Prescott ^\$	QB	Cowboys	3
Martinas Rankin	OL	Texans	R
Fred Ross %	WR	Panthers	1
Darius Slay ^\$	CB	Lions	6
Preston Smith \$	LB	Redskins	4
Jordan Thomas	TE	Texans	R
K.J. Wright ^\$	LB	Seahawks	8

^ - indicates Pro Bowl selection

\$ - indicates regular starter

% - indicates injured reserve

- indicates on practice squad



2018 UNIFORM COMBOS

Opponent	Helmet	Jersey	Pants
Stephen F. Austin	Maroon	Maroon	White
at Kansas State	White	White	White
Louisiana			
at Kentucky			
Florida			
Auburn			
at LSU			
Texas A&M			
Louisiana Tech			
at Alabama			
Arkansas			
at Ole Miss			

MSU LEADS SEC IN BLOCKED PUNTS/KICKS SINCE 2014

MSU has made it a priority to block kicks and punts. The Bulldogs are first in the SEC in blocked kicks and punts since 2014 with 15, including a nation-leading three last season by **Jeffery Simmons**. A full list of the 15 MSU's blocked punts and kicks since 2014:

Date	Opponent	Play
8/30/14	Southern Miss	Preston Smith blocked 30-yd FG
9/6/14	UAB	Kivon Coman blocked Punt
9/13/14	South Alabama	Preston Smith blocked 31-yd FG
11/8/14	UT Martin	Nick James blocked PAT
9/5/15	Southern Miss	Beniquez Brown blocked Punt
10/17/15	Louisiana Tech	Donald Gray blocked Punt
11/14/15	#2 Alabama	Tolando Cleveland blocked 32-yd FG
11/21/15	Arkansas	Beniquez Brown blocked 29-yd FG
9/17/16	#20 LSU	Jonathan Calvin blocked PAT
10/29/16	Samford	Nelson Adams blocked PAT
12/26/16	Miami (Ohio)	Jonathan Calvin blocked PAT
12/26/16	Miami (Ohio)	Nelson Adams blocked 37-yd FG
9/9/17	Louisiana Tech	Jeffery Simmons blocked PAT
9/9/17	Louisiana Tech	Jeffery Simmons blocked Punt, TD
11/23/17	Ole Miss	Jeffery Simmons blocked Punt

MORE NOTABLES

- Voted by teammates during spring workouts, seniors QB **Nick Fitzgerald** and DE **Gerri Green** will serve as team captains this season. Fitzgerald and **Stephen Adegoke** are the two graduates on MSU's roster.
- The Bulldogs' fifth-year seniors include: OL **Deion Calhoun**, QB **Nick Fitzgerald**, DE **Gerri Green**, DT **Grant Harris**, DT **Braxton Hoyett**, WR **Jesse Jackson**, C **Elgton Jenkins**, RB **Dontavian Lee**, CB **Chris Rayford**, DT **Cory Thomas** and RB **Aeris Williams**. Eight of them are returning starters.
- Since the start of the 2014 season, only five teams have held the No. 1 national ranking and MSU is one of those five, joining Alabama, Clemson, Ohio State and Florida State.
- Last year, State was picked to finish sixth in the SEC West standings at SEC Media Days. The Bulldogs finished ahead of where they were projected for the sixth straight season. State tied for fourth place in the 2017 SEC West standings with a 4-4 record. This preseason, MSU was picked to finish third in the SEC West Division by media at SEC Media Days in Atlanta.
- MSU placed a total of eight Bulldogs, including two first-team selections, on the 2018 Preseason Coaches All-SEC Football Teams. State joined Georgia, Alabama and Auburn as the only programs in the league to produce at least eight selections on this year's preseason squads. **Jeffery Simmons** and **Montez Sweat** were State's first-team selections as MSU was the only school to produce two first-team defensive line honorees.
- Mississippi State moved to 84-33-2 all-time in season openers, with a 55-16-1 mark in home openers after beating Stephen F. Austin, 63-6. MSU has won eight of its last 11 season openers and owns a 78-22-2 record in season openers against non-conference opponents, winning 13 games in a row over FCS opponents. The win also marked the first victory of the Joe Moorhead era. In his five seasons as a head coach, **Joe Moorhead** is undefeated in season openers.

receiving).

- MSU tied for the sixth-most points scored during the first week of the season (63) and was one of eight teams nationally to score nine or more touchdowns.

- MSU's 63 points in the season opener was the 13th highest point total in program history and the most scored by MSU since putting up 65 against Ole Miss in the 2015 Egg Bowl. MSU beat Stephen F. Austin by 57 points, which ranked as the 13th largest margin of victory in school history. It was the largest margin of victory since defeating Northeast Louisiana (UL-Monroe) 59-0 on Nov. 2, 1996.
- Wide receiver **Osirus Mitchell** led all receivers in the season opener with 114 total receiving yards and two TDs in the season opener, becoming the first Bulldog receiver to record at least 100 yards in a game and the first receiver to have multiple touchdowns in a game since Fred Ross accomplished both vs. Arkansas in 2016.
- **Aeris Williams** caught a 27-yard touchdown pass from Thompson in the season opener with 9:53 remaining in the first half. The score was his first receiving touchdown of his career. Williams has scored either a touchdown rushing or receiving in four of the last six games dating back to last season, totaling five during that span (four rushing/one

WEEK 3 RANKINGS

ASSOCIATED PRESS

Rank	Team	Record	Points
1	Alabama (54)	2-0	1517
2	Clemson (6)	2-0	1430
3	Georgia	2-0	1407
4	Ohio State	2-0	1288
5	Oklahoma	2-0	1263
6	Wisconsin (1)	2-0	1227
7	Auburn	2-0	1224
8	Notre Dame	2-0	1022
9	Stanford	2-0	992
10	Washington	1-1	884
11	Penn State	2-0	836
12	LSU	2-0	830
13	Virginia Tech	2-0	794
14	West Virginia	2-0	793
15	TCU	2-0	678
16	Mississippi State	2-0	654
17	Boise State	2-0	500
18	UCF	2-0	494
19	Michigan	1-1	385
20	Oregon	2-0	301
21	Miami	1-1	299
22	USC	1-1	250
23	Arizona State	2-0	139
24	Oklahoma State	2-0	119
25	Michigan State	1-1	104

RV: Utah 71, Oklahoma St. 62, Boston College 31, Texas A&M 29, Northwestern 28, Maryland 12, Mississippi 11, NC State 9, Florida St. 8, Memphis 6, Houston 6, Washington St. 6, Iowa St. 4, Kansas St. 3, Iowa 3, Hawaii 3, BYU 3, Fresno St. 1, Arkansas St. 1.

AMWAY COACHES POLL

Rank	Team	Record	Points
1	Alabama(59)	2-0	1571
2	Clemson(3)	2-0	1481
3	Georgia	2-0	1437
4	Ohio State(1)	2-0	1391
5	Oklahoma	2-0	1319
6	Wisconsin	2-0	1252
7	Auburn	2-0	1221
8	Notre Dame	2-0	1029
9	Stanford	2-0	1010
10	Penn State	2-0	930
11	Virginia Tech	2-0	862
12	Washington	1-1	852
13	LSU	2-0	850
14	TCU	2-0	743
15	West Virginia	2-0	727
16	Mississippi State	2-0	650
17	Boise State	2-0	507
18	UCF	2-0	438
19	Oklahoma State	2-0	325
20	Miami	1-1	296
21	USC	1-1	295
22	Michigan	1-1	270
23	Oregon	2-0	255
24	Michigan State	1-1	152
25	Arizona State	2-0	92

RV: Oregon 136, Northwestern 87, Texas A&M 84, Utah 70, Florida State 46, Memphis 27, Boston College 21, Kentucky 13, Washington State 11, Duke 9, NC State 9, South Florida 9, Appalachian State 9, Iowa 9, Fresno State 7, Arkansas 6, Iowa State 6, Arkansas State 5, Kansas State 4, Hawai'i 4, Houston 4, Cincinnati 3, Maryland 2, San Diego State 1, Georgia Tech 1

BULLDOGS WEEK-BY-WEEK

Week	AP	Coaches
Preseason	18	18
Week 2 (9/4)	18	18
Week 3 (9/9)	16	16

MISCELLANEOUS STATS

TURNOVER CHART

Opponent	Forced by MSU			Pts Off	Margin	Forced By Opponent			
	Fum	Int	Tot			Fum	Int	Tot	Pts Off
Stephen F. Austin	0	1	1	7	+1	0	0	0	0
at Kansas State	0	1	1	7	0	0	1	1	7
Louisiana									
at Kentucky									
Florida									
Auburn									
at LSU									
Texas A&M									
Louisiana Tech									
at Alabama									
Arkansas									
at Ole Miss									
TOTALS	0	2	2	14	+1	0	1	1	7

REDZONE CHART

MISSISSIPPI STATE							OPPONENTS						
Opponent	Inside		Run/Pass	TD Pct.	FG	Score Pct.	Opponent	Inside		Run/Pass	TD Pct.	FG	Score Pct.
	20	TD						20	TD				
Stephen F. Austin	4	4	3/1	1.000	0	1.000	Stephen F. Austin	2	0	0/0	.000	2	1.000
at Kansas State	5	3	1/2	0.600	1	0.800	at Kansas State	1	0	0/0	.000	1	1.000
Louisiana							Louisiana						
at Kentucky							at Kentucky						
Florida							Florida						
Auburn							Auburn						
at LSU							at LSU						
Texas A&M							Texas A&M						
Louisiana Tech							Louisiana Tech						
at Alabama							at Alabama						
Arkansas							Arkansas						
at Ole Miss							at Ole Miss						
TOTALS	9	7	4/3	0.7778	1	0.889	TOTALS	3	0	0/0	.000	3	1.000



CAREER STARTS BY POSITION

OFFENSE

LT	TE
Greg Eiland - 6	Farrod Green - 21
Elgton Jenkins - 5	Justin Johnson - 4
LG	WR
Darryl Williams - 15	Malik Dear - 9
Michael Story - 2	Jesse Jackson - 9
Elgton Jenkins - 2	Keith Mixon - 8
	Jamal Couch - 1
	Stephen Guidry - 2
	Osirus Mitchell - 2
	Austin Williams - 2
C	
Elgton Jenkins - 15	
RG	RB
Deion Calhoun - 25	Aeris Williams - 15
	Kylin Hill - 2
	Nick Gibson - 1
RT	QB
Stewart Reese - 15	Nick Fitzgerald - 26
Elgton Jenkins - 1	Keytaon Thompson - 2

DEFENSE

DE	S
Montez Sweat - 8	Mark McLaurin - 0
Fletcher Adams - 6	Johnathan Abram - 9
Gerri Green - 2	Jamal Peters - 2
	Brian Cole - 1
DT	CB
Jeffery Simmons - 18	Chris Rayford - 9
Braxton Hoyett - 12	Jamal Peters - 7
Cory Thomas - 6	Cameron Dantzler - 2
Tre Brown - 1	
LB	
Leo Lewis - 26	
Gerri Green - 13	
Montez Sweat - 7	
Erroll Thompson - 5	
Traver Jung - 2	
Willie Gay Jr. - 1	

OFFENSIVE GAME-BY-GAME STARTERS

Game	WR (X)	WR (H)	WR (Z)	LT	LG	C	RG	RT	TE	RB	QB
Stephen F. Austin	Guidry	Au. Williams	Mitchell	Eiland	D. Williams	Jenkins	Calhoun	Reese	J. Johnson	Hill	Thompson
at Kansas State	Guidry	Au. Williams	Mitchell	Eiland	D. Williams	Jenkins	Calhoun	Reese	J. Johnson	Hill	Fitzgerald
Louisiana											
at Kentucky											
Florida											
Auburn											
at LSU											
Texas A&M											
Louisiana Tech											
at Alabama											
Arkansas											
at Ole Miss											

DEFENSIVE GAME-BY-GAME STARTERS

Game	DE	DT	NG	DE	WLB	MOLB	S/LB	CB	FS	SS	CB
Stephen F. Austin	Sweat	Hoyett	Simmons	Green	Lewis	Thompson	Cole (Star)	Peters	McLaurin	Abram	Dantzler
at Kansas State	Sweat	Hoyett	Simmons	Green	Lewis	Thompson	Gay Jr.	Peters	McLaurin	Abram	Dantzler
Louisiana											
at Kentucky											
Florida											
Auburn											
at LSU											
Texas A&M											
Louisiana Tech											
at Alabama											
Arkansas											
at Ole Miss											

PLAYER CAREER HIGHS

RUSHING

Player	Carries	Opponent	Yards	Opponent	TDs	Opponent	Long	Opponent
Malik Dear	5	Kentucky, '16	77	Kentucky, '16	1	Twice, Last at UK, '16	52	Texas A&M, '15
Nick Fitzgerald	22	Arkansas, '17	258	Ole Miss, '16	4	Arkansas, '16	74	Twice
Nick Gibson	6	Twice	52	Georgia, '17	1	Texas A&M, '17	20	Stephen F. Austin, '18
Kylin Hill	17	Kansas State, '18	211	Kansas State, '18	2	Kansas State, '18	52	Kansas State, '18
Dontavian Lee	6	Stephen F. Austin, '18	44	Troy, '15	1	Charleston So., '17	23	Troy, '15
Jalen Mayden	5	Stephen F. Austin, '18	22	Stephen F. Austin, '18	None		14	Stephen F. Austin
Keith Mixon	5	Samford, '16	38	Samford, '16	None		15	Samford, '16
Alec Murphy	2	Charleston So., '17	9	Charleston So., '17	None		6	Charleston So., '17
Dedrick Thomas	1	Twice	7	Louisiana Tech, '17	None		7	Louisiana Tech, '17
Keytaon Thompson	27	Louisville, '17	147	Louisville, '17	3	Louisville, '17	40	Kentucky, '17
Aeris Williams	25	Ole Miss, '16	191	Ole Miss, '16	2	Twice	36	Ole Miss, '16

PASSING

Player	Attempts	Opponent	Completions	Opponent	Yards	Opponent	TDs	Opponent
Nick Fitzgerald	39	UMass, '16	26	UMass, '16	417	Samford, '16	5	Samford, '16
Keytaon Thompson	31	Stephen F. Austin, '18	13	Twice	364	Stephen F. Austin, '18	5	Stephen F. Austin, '18

RECEIVING

Player	Receptions	Opponent	Yards	Opponent	TDs	Opponent	Long	Opponent
Jamal Couch	2	Six Times	60	Auburn, '17	1	Twice	32	Twice
Malik Dear	6	LA Tech, '15	70	LA Tech, '15	2	Ole Miss, '15	27	LA Tech, '15
Nick Gibson	1	Three Times	9	Twice	None		9	Twice
Farrod Green	3	Three Times	68	Charleston So., '17	1	UMass, '16	62	Charleston So., '17
Stephen Guidry	2	Kansas State, '18	42	Kansas State, '18	None		39	Stephen F. Austin, '18
Kylin Hill	2	Arkansas, '17	53	Stephen F. Austin, '18	1	Twice	53	Stephen F. Austin, '17
Jesse Jackson	4	Twice	45	Ole Miss, '17	None		32	Ole Miss, '17
Devonta Jason	1	Stephen F. Austin, '18	25	Stephen F. Austin, '18	None		25	Stephen F. Austin, '18
Justin Johnson	3	Auburn, '17	37	Kansas State, '18	1	Twice	34	Stephen F. Austin, '18
Dontea Jones	1	Twice	21	Kansas State, '18	1	Stephen F. Austin, '18	21	Kansas State, '18
Dontavian Lee	1	Three Times	11	LA Tech, '15	None		11	LA Tech, '15
Keith Mixon	6	LSU, '17	97	LSU, '17	1	Three Times	45	Twice
Osirus Mitchell	2	Stephen F. Austin, '18	114	Stephen F. Austin, '18	2	Stephen F. Austin, '18	84	Stephen F. Austin, '18
Dedrick Thomas	4	Ole Miss, '17	34	Charleston So., '17	1	Three Times	25	Alabama, '17
Aeris Williams	3	BYU, '17	33	BYU, '17	1	Stephen F. Austin, '18	28	Louisiana Tech, '17
Austin Williams	2	Stephen F. Austin, '18	30	Stephen F. Austin, '18	1	Kansas State, '18	21	Stephen F. Austin, '18

PUNTING

Player	No.	Opponent	Yards	Opponent	Inside 20	Opponent	Avg. (Min. 3)	Opponent	Long	Opponent
Tucker Day	3	Stephen F. Austin, '18	123	Stephen F. Austin, '18	1	Stephen F. Austin, '18	41.0	Stephen F. Austin, '18	48	Stephen F. Austin, '18
Kody Schexnayder	7	Alabama, '16	210	Alabama, '16	2	Alabama, '16	41.0	Texas A&M, '16	52	Texas A&M, '16

KICKING

Player	PAT	Opponent	FGs	Opponent	Long	Opponent	Points	Opponent
Jace Christmann	6	Kentucky, '17	3	LSU, '17	45	LSU, '17	13	LSU, '17

TACKLES

Player	Tackles	Opponent
Johnathan Abram	9	Louisville, '17
Fletcher Adams	5	Twice
Stephen Adegoke	3	Louisiana Tech, '17
Lee Autry	3	Stephen F. Austin, '18
Tre Brown	4	Louisiana Tech, '17
Korey Charles	1	Twice
Brian Cole	2	Stephen F. Austin, '18
Cameron Dantzler	4	Arkansas, '17
Willie Gay Jr.	4	Twice
Gerri Green	11	Troy, '15
Stephen Guidry	1	Kansas State, '18
Grant Harris	2	Five Times
Braxton Hoyett	4	Ole Miss, '17
James Jackson	2	Stephen F. Austin, '18
Kendell Jones	2	Charleston So., '17
Kobe Jones	5	Charleston So., '17
Jaquarius Landrews	3	Stephen F. Austin, '18
Dontavian Lee	3	Stephen F. Austin, '18
Leo Lewis	12	BYU, '16
Mark McLaurin	11	Three Times
C.J. Morgan	3	Louisiana Tech, '17
Alec Murphy	2	Kansas State, '18
Jamal Peters	5	Missouri, '15
Shawn Preston Jr.	1	Stephen F. Austin, '18
Chris Rayford	7	Samford, '16
Jaylon Reed	3	Stephen F. Austin, '18
Chauncey Rivers	2	Stephen F. Austin, '18
Jeffery Simmons	8	UMass, '17
Maurice Smitherman	3	Stephen F. Austin, '18
Marquiss Spencer	5	BYU, '16
Montez Sweat	7	Kentucky, '17
Cory Thomas	4	Twice
Erroll Thompson	8	Kentucky, '17

Tim Washington	3	Louisiana Tech, '17
Nathanial Watson	2	Stephen F. Austin, '18

TACKLES FOR LOSS

Player	TFL	Opponent
Johnathan Abram	1.0	Twice
Fletcher Adams	1.5	Charleston So., '17
Tre Brown	1.0	Twice
Brian Cole	1.0	Twice
Cameron Dantzler	1.0	Twice
Willie Gay Jr.	1.0	Twice
Gerri Green	2.0	Louisiana Tech, '17
Grant Harris	1.0	Ole Miss, '17
Braxton Hoyett	1.0	Four Times
Kendell Jones	1.0	Charleston So., '17
Kobe Jones	2.5	Charleston So., '17
Jaquarius Landrews	1.5	Stephen F. Austin, '18
Leo Lewis	2.0	South Alabama, '16
Mark McLaurin	1.5	Alabama, '17
Jamal Peters	1.5	Northwestern State, '15
Chauncey Rivers	1.0	Stephen F. Austin, '18
Jeffery Simmons	3.5	Stephen F. Austin, '18
Marquiss Spencer	1.5	Arkansas, '17
Montez Sweat	3.5	Stephen F. Austin, '18
Cory Thomas	1.0	Five Times
Erroll Thompson	1.5	Twice
Tim Washington	0.5	Stephen F. Austin, '18

SACKS

Player	Sacks	Opponent
Fletcher Adams	1.0	Kansas State, '18
Johnathan Abram	1.5	Louisville, '17
Brian Cole	1.0	Kansas State, '18
Willie Gay Jr.	1.0	Texas A&M, '17
J.T. Gray	1.0	Three Times
Gerri Green	2.0	Louisiana Tech, '17
Grant Harris	1.0	Ole Miss, '17
Braxton Hoyett	0.5	Kentucky, '17
Jaquarius Landrews	1.0	Stephen F. Austin, '18
Leo Lewis	1.0	Ole Miss, '16
Mark McLaurin	1.5	Alabama, '17
Jamal Peters	1.0	Northwestern State, '15
Jeffery Simmons	1.5	LSU, '17
Marquiss Spencer	1.0	Auburn, '16
Montez Sweat	3.0	Louisville, '17
Erroll Thompson	1.5	Ole Miss, '17

INTERCEPTIONS

Player	INT	Opponent
Cameron Dantzler	1	Louisville, '17
Gerri Green	1	Three Times
Braxton Hoyett	1	Kentucky, '17
Kobe Jones	1	Louisville, '17
Mark McLaurin	3	Louisville, '17
C.J. Morgan	1	Stephen F. Austin, '18
Jamal Peters	1	Three Times
Maurice Smitherman	1	Samford, '16
Cory Thomas	1	Kentucky, '15
Erroll Thompson	1	Kansas State, '18

THE LAST TIME MSU ...

RUSHING

Had 400+ yards rushing: at Ole Miss, 2016 (457)
Had 300+ yards rushing: at Kansas State, 2018 (384)
Had 250+ yards rushing: at Kansas State, 2018 (384)
Had 200+ yards rushing: at Kansas State, 2018 (384)
Had 70+ rushing attempts: vs. Arkansas, 2010 (70)
Had 60+ rushing attempts: vs. Ole Miss, 2017 (62)
Had 50+ rushing attempts: vs. Louisville, 2017 (55)
Had seven+ rushing TDs: vs. Middle Tennessee, 2000 (7)
Had six+ rushing TDs: vs. Middle Tennessee, 2000 (7)
Had five+ rushing TDs: vs. Northwestern State, 2015 (5)
Had four+ rushing TDs: vs. Stephen F. Austin, 2018 (4)
Had three+ rushing TDs: vs. Stephen F. Austin, 2018 (4)
Had two+ players with 100 yards rushing: at Kansas State, 2018 (Hill 211, Fitzgerald 159)
Had three+ players with 100 yards rushing: vs. NE Louisiana, 1996 (Tony Buckhalter 119, Nakia Greer 110, Robert Isaac 103)

PASSING

Had 450+ yards passing: at Arkansas, 2015 (508)
Had 400+ yards passing: vs. Samford, 2016 (417)
Had 300+ yards passing: vs. Stephen F. Austin, 2018 (398)
Had 200+ yards passing: vs. Stephen F. Austin, 2018 (398)
Had 40+ pass attempts: at Alabama, 2016 (43)
Had 30+ pass attempts: vs. Stephen F. Austin, 2018 (34)
Had 25+ pass completions: vs. UMass, 2016 (26)
Had 20+ pass completions: vs. BYU, 2017 (20)
Had five+ passing TDs: vs. Stephen F. Austin, 2018 (5)
Had four+ passing TDs: vs. Stephen F. Austin, 2018 (5)
Had three+ passing TDs: vs. Stephen F. Austin, 2018 (5)
Had four+ passes intercepted: at LSU, 2010 (5)
Had three+ passes intercepted: at Alabama, 2014 (4)

RECEIVING

Had two players with 100 yards receiving: vs. Samford, 2016 (Donald Gray, 207; Fred Ross, 107)
Had 10+ different receivers catch a pass: vs. Stephen F. Austin (12)
Had eight+ different receivers catch a pass: vs. Stephen F. Austin (12)

COMBINATION OFFENSE

Had one 300-yard passer and one 100-yard rusher in a game: vs. Brigham Young, 2001 (Kevin Fant 346 pass & Dizenzo Miller 119 rush)
Had one 100-yard receiver and one 100-yard rusher in a game: vs. Stephen F. Austin, 2018 (Osirus Mitchell 114 receiving & Keytaon Thompson 109 rush)

TOTAL OFFENSE

Had 600+ yards total offense: vs. Stephen F. Austin, 2018 (618)
Had 550+ yards total offense: vs. Stephen F. Austin, 2018 (618)
Had 500+ yards total offense: at Kansas State, 2018 (538)
Had 400+ yards total offense: at Kansas State, 2018 (538)
Had 85+ plays total offense: vs. Ole Miss, 2017 (94)
Had 80+ plays total offense: vs. Ole Miss, 2017 (94)
Had 75+ plays total offense: vs. Louisville, 2017 (75)

SCORING

Scored 60+ points: vs. Stephen F. Austin, 2018 (63)
Scored 50+ points: vs. Stephen F. Austin, 2018 (63)
Scored 40+ points: vs. Stephen F. Austin, 2018 (63)
Scored 30+ points: at Kansas State, 2018 (31)
Allowed 60+ points: vs. South Carolina, 1995 (65)
Allowed 50+ points: vs. Arkansas, 2016 (58)
Allowed 40+ points: at Auburn, 2017 (49)
Allowed 30+ points: vs. Ole Miss, 2017 (31)
Was held scoreless: at Ole Miss, 2008 (0-45)
Was held scoreless at Scott Field: vs. LSU, 2007 (0-45)
Was held scoreless on the road: at Ole Miss, 2008 (0-45)
Was held scoreless at a non-campus site: vs. Florida, 1989 (21-0 in Tampa, Fla.)
Held opponent scoreless: vs. Charleston Southern, 2017 (49-0)
Held opponent scoreless at Scott Field: vs. Charleston Southern, 2017 (49-0)
Held opponent scoreless on the road: at South Carolina, 1998 (38-0)
Held opponent scoreless at neutral site: vs. Kansas, 1981 Hall of Fame Bowl (10-0)
Held opponent without a touchdown: vs. Stephen F. Austin, 2018 (63-6)
Held opponent without an offensive touchdown: vs. Stephen F. Austin, 2018 (63-6)
Held two opponents scoreless in one season: 2014
Held three opponents scoreless in one season: 1963
Held an SEC opponent scoreless: vs. Vanderbilt, 2014 (51-0)
Held two SEC opponents scoreless in one season: 1998
Scored a two-point conversion passing: vs. Arkansas, 2016 (Nick Fitzgerald to Fred Ross)
Scored a two-point conversion rushing: vs. Ole Miss, 2017 (Keytaon Thompson rush)
Attempted a two-point conversion: vs. Ole Miss, 2017 (rush successful)

TURNOVERS

Committed eight+ turnovers: at Arkansas, 2003 (8)
Committed seven+ turnovers: vs. LSU, 2007 (7)
Had five+ fumbles: vs. Georgia Tech, 2009 (5)
Lost four+ fumbles: vs. Georgia Tech, 2009 (4)
Lost three+ fumbles: vs. Ole Miss, 2017 (3)
Did not commit a turnover: vs. Stephen F. Austin, 2018
Did not cause a turnover: vs. Alabama, 2017
Recorded six+ takeaways: at Kentucky, 2007 (6)
Recorded five+ takeaways: vs. Arkansas, 2012 (5)
Returned three+ interceptions for TDs: vs. Arkansas State, 1994 (Walt Harris - 41; Jimmy Lipscomb - 28; Dwayne Curry - 29)
Returned two+ interceptions for TDs: vs. Jackson State, 2012 (Darius Slay - 52, Matthew Wells - 22)
Returned one interception for a TD: vs. UMass, 2017 (58 yards by J.T. Gray)
Returned a fumble for a TD: at Louisiana Tech, 2017 (90 yards by Jeffery Simmons)
Two players had 2+ interceptions at Middle Tennessee, 2009 (Corey Broomfield - 2; Johnthan Banks - 2)

DEFENSE

Held opponent to 10 or fewer first downs: vs. BYU, 2017 (8)
Held opponent to 0 or fewer yards rushing: vs. Florida, 2000 (-78 yds, 22 att.)
Held opponent to 25 or fewer yards rushing: vs. Charleston Southern, 2017 (18 yds, 39 att.)
Held opponent to 50 or fewer yards rushing: vs. BYU, 2017 (17 yds, 29 att.)
Held opponent to 50 or fewer yards passing: vs. Charleston Southern, 2017 (15)
Held opponent to 100 or fewer yards rushing: vs. Stephen F. Austin, 2018 (77 yds, 41 att.)
Held opponent to 100 or fewer yards passing: at Kansas State, 2018 (100)
Held opponent to 100 or fewer yards total offense: vs. Charleston Southern, 2017 (33)
Held opponent to 200 or fewer yards total offense: vs. BYU, 2017 (176)
Held opponent to 250 or fewer yards total offense: at Kansas State, 2018 (213)
Held opponent to 300 or fewer yards total offense: at Kansas State, 2018 (213)
Intercepted five+ passes: at Memphis, 2002 (5)
Intercepted four+ passes: at Middle Tennessee, 2009 (4)
Intercepted three+ passes: vs. Louisville, 2017 (4)
Scored a safety: vs. Charleston Southern, 2017 (2)
Scored two+ safeties: vs. Charleston Southern, 2017 (2)
Recorded nine+ sacks: at Ole Miss, 1996 (9.0)
Recorded eight+ sacks: vs. Oklahoma State, 1999 (8.0)
Recorded six+ sacks: vs. Louisville, 2017 (6)
Recorded five+ sacks: vs. Alabama, 2017 (5)
Recorded four+ sacks: at Kansas State, 2018 (4)
Did not record a sack: vs. Arkansas, 2016
Recorded 10+ tackles for loss: vs. Stephen F. Austin, 2018 (17)
Had four players record 10+ tackles: vs. Texas A&M, 2012 (B. McKinney, C. Lawrence, N. Whitley, M. Wells)
Had three players record 10+ tackles: vs. Texas A&M, 2012 (B. McKinney, C. Lawrence, N. Whitley, M. Wells)
Had two players record 10+ tackles: vs. Auburn, 2016 (R. Brown, M. McLaurin)

SPECIAL TEAMS

Returned a punt for a TD: vs. UMass, 2017 (Dedrick Thomas - 82)
Returned a blocked punt for a TD: at Louisiana Tech, 2017 (Jeffery Simmons - 90)
Returned a kickoff for a TD: at Southern Miss, 2015 (Brandon Holloway - 100)
Returned a blocked FG for a TD: vs. Southern Miss, 2014 (Jay Hughes - 70)
Blocked one punt: at Louisiana Tech, 2017 (Jeffery Simmons)
Blocked two punts: vs. LSU, 1999 (Robert Bean, Eugene Clinton, Rob Knight)
Blocked three punts: vs. LSU, 1999 (Robert Bean, Eugene Clinton, Rob Knight)
Punted 10+ times: at Ole Miss, 2008 (10)
Did not punt: vs. Troy, 2013
Blocked a field goal: vs. Miami (Ohio), 2016 (Nelson Adams)
Had a punt blocked: at Texas A&M, 2017 (Armani Watts)
Had a field goal blocked: at Arkansas, 2013 (Devon Bell 28-yard attempt)
Blocked a PAT kick: vs. Miami (Ohio), 2016 (Johnathan Calvin)
Scored on a blocked PAT kick: vs. Texas A&M, 2000 (Julius Griffith)
Missed a kicking PAT: at Ole Miss, 2016
Had a kicking PAT blocked: at Louisiana Tech, 2017
Recovered an onside kick: at Texas A&M, 2017

MISCELLANEOUS

Had 30+ first downs: vs. BYU, 2017 (35)
Had 20+ first downs: at Kansas State, 2018 (24)
Had 20+ penalties: vs. Clemson, 1999 (21)
Had 10+ penalties: vs. Louisville, 2017 (11)
Had 100+ yards in penalties: vs. Louisville, 2017 (100)
Had 35 minutes+ of possession time: vs. Ole Miss, 2017 (37:30)
Was involved in a tie game: vs. Arkansas, 1993 (13-13)
Was involved in an overtime game: 2OT at BYU, 2016 (L, 28-21)

THE LAST TIME AN MSU PLAYER ...

RUSHING

Rushed 40+ times: Michael Davis vs. Ole Miss, 1993 (40)
Rushed 35+ times: James Johnson vs. Alabama, 1998 (36)
Rushed 30+ times: Vick Ballard vs. Arkansas, 2010 (33)
Rushed 25+ times: Keytaon Thompson vs. Louisville, 2017 (27)
Rushed for 250+ yards: Nick Fitzgerald at Ole Miss, 2016 (258)
Rushed for 200+ yards: Kylin Hill at Kansas State, 2018 (211)
Rushed for 175+ yards: Kylin Hill at Kansas State, 2018 (211)
Rushed for 150+ yards: .. Kylin Hill (211) and Nick Fitzgerald (159) at Kansas State, 2018
Rushed for 125+ yards: .. Kylin Hill (211) and Nick Fitzgerald (159) at Kansas State, 2018
Rushed for 100+ yards: .. Kylin Hill (211) and Nick Fitzgerald (159) at Kansas State, 2018
Rushed for 100+ yards (QB): Nick Fitzgerald at Kansas State, 2018 (159)
Rushed for four+ touchdowns: Nick Fitzgerald vs. Arkansas, 2016 (4)
Rushed for three+ touchdowns: Keytaon Thompson vs. Louisville, 2017 (3)
Rushed for two+ touchdowns: Kylin Hill at Kansas State, 2018 (2)
Had a run of 80+ yards: James Johnson at Alabama, 1997 (83)
Had a run of 70+ yards: Nick Fitzgerald at Ole Miss, 2016 (70)
Had a run of 60+ yards: Nick Fitzgerald at Ole Miss, 2016 (70)
Had a run of 50+ yards: Kylin Hill at Kansas State, 2018 (52)

PASSING

Passed for 450+ yards: Dak Prescott at Arkansas, 2015 (508)
Passed for 400+ yards: Nick Fitzgerald vs. Samford, 2016 (417)
Passed for 300+ yards: Keytaon Thompson vs. Stephen F. Austin, 2018 (364)
Passed for 250+ yards: Keytaon Thompson vs. Stephen F. Austin, 2018 (364)
Passed for 200+ yards: Keytaon Thompson vs. Stephen F. Austin, 2018 (364)
Attempted 45+ passes: Dak Prescott at Arkansas, 2015 (50)
Attempted 35+ passes: Nick Fitzgerald vs. Samford, 2016 (35)
Completed 30+ passes: Keytaon Thompson vs. Stephen F. Austin, 2018 (31)
Completed 25+ passes: Keytaon Thompson vs. Stephen F. Austin, 2018 (31)
Completed 20+ passes: Nick Fitzgerald vs. Samford, 2016 (35)
Threw four+ touchdown passes: Keytaon Thompson vs. Stephen F. Austin, 2018 (5)
Threw three+ touchdown passes: Keytaon Thompson vs. Stephen F. Austin, 2018 (5)
Threw five+ interceptions: Michael Henig vs. LSU, 2007 (6)
Threw four+ interceptions: Tyler Russell vs. Northwestern, 2012 (4)
Threw three+ interceptions: Dak Prescott at Alabama, 2014 (3)
Completed pass for 90+ yards: Kevin Fant to Terrell Grindle vs. Kentucky, 2002 (91)
Completed pass for 80+ yards: **Keytaon Thompson to Osirus Mitchell vs. Stephen F. Austin, 2018 (84)**
Completed pass for 70+ yards: **Keytaon Thompson to Osirus Mitchell vs. Stephen F. Austin, 2018 (84)**
Completed pass for 60+ yards: **Keytaon Thompson to Osirus Mitchell vs. Stephen F. Austin, 2018 (84)**
Completed pass for 50+ yards: **Keytaon Thompson to Osirus Mitchell vs. Stephen F. Austin, 2018 (84)**

RECEIVING

Caught 15+ passes: Eric Moulds at Tennessee, 1995 (15)
Caught 10+ passes: Fred Ross vs. Arkansas, 2016 (10)
Caught seven+ passes: Fred Ross vs. Arkansas, 2016 (10)
Had 200+ yards receiving: Donald Gray vs. Samford, 2016 (207)
Had 175+ yards receiving: Donald Gray vs. Samford, 2016 (207)
Had 150+ yards receiving: Fred Ross vs. Arkansas, 2016 (171)
Had 100+ yards receiving: Osirus Mitchell vs. Stephen F. Austin, 2018 (114)
Caught three+ TD passes: Donald Gray vs. Samford, 2016 (3)
Caught two+ TD passes: Osirus Mitchell vs. Stephen F. Austin, 2018 (2)

TOTAL OFFENSE

Had 450+ yards total offense: Keytaon Thompson vs. Stephen F. Austin, 2018 (473)
Had 400+ yards total offense: Keytaon Thompson vs. Stephen F. Austin, 2018 (473)
Had 350 yards+ total offense: Keytaon Thompson vs. Stephen F. Austin, 2018 (473)
Had 300 yards+ total offense: Nick Fitzgerald at Kansas State, 2018 (313)
Had 100 yards both passing and rushing: Nick Fitzgerald at Kansas State, 2018 (159 rush, 154 pass)

SCORING

Accounted for five+ touchdowns: Keytaon Thompson vs. Stephen F. Austin, 2018 (5 pass, 2 rush)
Accounted for four+ touchdowns: Keytaon Thompson vs. Stephen F. Austin, 2018 (5 pass, 2 rush)
Accounted for three+ touchdowns: ... Keytaon Thompson vs. Stephen F. Austin, 2018 (5 pass, 2 rush)
Scored four+ touchdowns: Nick Fitzgerald vs. Arkansas, 2016 (4 rush)
Scored three+ touchdowns: Kylin Hill at Kansas State, 2018 (2 rush, 1 receiving)
Scored two+ touchdowns: Kylin Hill at Kansas State, 2018 (2 rush, 1 receiving)
Scored two+ non-offensive TDs: .. Jeffery Simmons (FR & blkd punt) at Louisiana Tech, 2017

DEFENSE

Intercepted three+ passes: Mark McLaurin vs. Louisville, 2017 (3)
Intercepted two+ passes: Taveze Calhoun vs. Kentucky, 2015 (2)
Intercepted a pass Erroll Thompson at Kansas State, 2018 (1)
Recovered three+ fumbles: Chris Corroero vs. Memphis, 1987 (3)
Recovered two+ fumbles: Kamau Jackson vs. Tennessee, 2002 (2)
Recovered a fumble Jeffery Simmons vs. Ole Miss, 2017 (1)
Forced two+ fumbles: Gerri Green at Louisiana Tech, 2017 (2)
Forced a fumble Johnathan Abram vs. Louisville, 2017 (1)
Recorded five+ sacks: Greg Favors at Ole Miss, 1996 (5.5)
Recorded three+ sacks: Willie Evans vs. Tulane, 2005 (3.0)
Recorded two+ sacks: Montez Sweat vs. Stephen F. Austin, 2018 (2.5)
Recorded five+ tackles for loss: Deljuan Robinson vs. Auburn, 2006 (5.0)
Recorded three+ tackles for loss. Sweat & Simmons vs. Stephen F. Austin, 2018 (3.5)
Recorded 20+ tackles: Mario Haggan vs. Arkansas, 2000 (20)
Recorded 10+ tackles: Mark McLaurin vs. Louisville, 2017 (11)
Recorded 10+ tackles in back-to-back games: Beniquez Brown, 2015 (Two Straight vs. Alabama (11), at Arkansas (12)
Returned an interception for a touchdown: J.T. Gray(58) vs. UMass, 2017

SPECIAL TEAMS

Scored 10+ points kicking: Jace Christmann vs. LSU, 2017 (13)
Kicked five+ field goals: Derek DePasquale vs. UAB, 2010 (5)
Kicked four+ field goals: Derek DePasquale vs. UAB, 2010 (5)
Kicked two field goals of 50+ yards: Brian Hazelwood vs. Memphis, 1997 (51, 53)
Kicked one field goal of 50+ yards: Devon Bell vs. LSU, 2015 (52)
Kicked a punt of 70+ yards: Devon Bell at South Alabama, 2014 (70)
Kicked a punt of 60+ yards: Logan Cooke at Georgia, 2017 (67)
Punted 10+ times Blake McAdams at Ole Miss, 2008 (12)
Totalled 175+ kick return yards: Jameon Lewis at Ole Miss, 2012 (183, 5 ret.)
Totalled 150+ kick return yards: Jameon Lewis at Ole Miss, 2012 (183, 5 ret.)
Totalled 100+ kick return yards: Keith Mixon vs. Arkansas, 2016 (106, 5 ret.)
Totalled 50+ punt return yards: Keith Mixon vs. Stephen F. Austin, 2018 (64, 6 ret.)

THE LAST TIME AN OPPONENT ...

RUSHING

Had 400+ yards rushing:	Georgia Tech, 2014 (452)
Had 300+ yards rushing:	Arkansas, 2016 (357)
Had 200+ yards rushing:	Alabama, 2017 (202)
Had 70+ rushing attempts:	Oklahoma State, 1998 (71)
Had 60+ rushing attempts:	Georgia Tech, 2014 (61)
Had 50+ rushing attempts:	Auburn, 2016 (58)
Had six+ rushing TDs:	Georgia Tech, 2014 (6)
Had four+ rushing TDs:	Auburn, 2017 (4)
Had two players with 100 yds rushing:	Arkansas, 2016 (Williams 205, Whaley 112)

PASSING

Had 400+ yards passing:	Samford, 2016 (468)
Had 300+ yards passing:	Ole Miss, 2016 (320)
Had 200+ yards passing:	Ole Miss, 2017 (247)
Had 60+ pass attempts:	Samford, 2016 (70)
Had 50+ pass attempts:	Samford, 2016 (70)
Had 40+ pass attempts:	Alabama, 2016 (41)
Had 30+ pass attempts:	Stephen F. Austin, 2018 (37)
Had 40+ pass completions:	Samford, 2016 (42)
Had 30+ pass completions:	Alabama, 2016 (31)
Had 25+ pass completions:	Alabama, 2016 (31)
Had 20+ pass completions:	Miami (Ohio), 2016 (22)
Had five+ passing TDs:	Alabama, 2016 (5)
Had four+ passing TDs:	Alabama, 2016 (5)
Had three+ passing TDs:	Arkansas, 2016 (3)

RECEIVING

Had two players with 100 yards receiving in a game:	Samford, 2016 (Karel Hamilton 213 and Kelvin McKnight 115)
Had four+ players catch five+ passes:	Arkansas, 2015 (5)
Had three+ players catch five+ passes:	Ole Miss, 2016 (3)
Had 12+ players catch a pass:	Troy, 2013 (12)
Had eight+ players catch a pass:	Arkansas, 2017 (9)

TOTAL OFFENSE

Had 650+ yards total offense:	Arkansas, 2016 (661)
Had 600+ yards total offense:	Arkansas, 2016 (661)
Had 550+ yards total offense:	Arkansas, 2016 (661)
Had 500+ yards total offense:	Auburn, 2017 (511)
Had 400+ yards total offense:	Auburn, 2017 (511)
Had 80+ plays total offense:	Louisiana Tech, 2017 (80)
Had 75+ plays total offense:	Stephen F. Austin, 2018 (78)

SCORING

Scored 60+ points:	South Carolina, 1995 (65)
Scored 50+ points:	Arkansas, 2016 (58)
Scored 40+ points:	Auburn, 2017 (49)
Scored 30+ points:	Ole Miss, 2017 (31)
Scored a two-point conversion rushing:	Arkansas, 2016
Scored a two-point conversion passing:	Samford, 2016
Failed on a two-point conversion attempt:	Arkansas, 2016

TURNOVERS

Had five+ fumbles:	Ole Miss, 2011 (6)
Had four+ fumbles lost:	LSU, 2004 (4)
Had three+ fumbles lost:	Arkansas, 2012 (3)
Committed five+ turnovers:	Arkansas, 2012 (5)
Did not commit a turnover:	Alabama, 2017
Intercepted five+ MSU passes:	LSU, 2010 (5)
Intercepted four+ MSU passes:	Northwestern, 2012 (4)
Intercepted three+ MSU passes:	UMass, 2017 (3)
Returned an interception for a TD:	UMass, 2017 (Isaiah Rodgers)
Returned a fumble for a TD:	Arkansas, 2017 (Briston Guidry 0-yd fumble recovery)

DEFENSE

Held MSU to 10 or fewer first downs:	Alabama, 2013 (10)
Recorded 10+ sacks:	Ole Miss, 2008 (11)
Recorded seven+ sacks:	Ole Miss, 2015 (7)
Scored a safety:	Texas A&M, 2013
Scored two safeties:	Florida, 2005
Held MSU to 25 or fewer yards rushing:	Alabama, 2011 (12)
Held MSU to 100 or fewer yards passing:	Kentucky, 2016 (81)
Held MSU to 50 or fewer yards passing:	Florida, 2010 (33)
Held MSU to 300 or less yards total offense:	Auburn, 2016 (289)
Held MSU to 200 or less yards total offense:	Alabama, 2013 (197)
Held MSU to 100 or fewer yards both rushing & passing:	Ole Miss, 2008 (-51 rush, 88 pass)

SPECIAL TEAMS

Returned a punt for a TD:	Texas A&M, 2016 (Christian Kirk - 93)
Returned a blocked punt for a TD:	Ole Miss, 2013 (Terrell Grant - 0)
Returned a kickoff for a TD:	Tennessee, 2012 (Cordarrelle Patterson - 98)
Punted 10+ times:	Vanderbilt, 2009 (11)
Did not punt:	Arkansas, 2016
Missed a kicking PAT:	Arkansas, 2016
Missed two kicking PATs:	Tulane, 2006
Blocked a field goal:	Arkansas, 2013
Blocked a punt:	Texas A&M, 2017

MISCELLANEOUS

Had 30+ first downs:	Ole Miss, 2016 (31)
Had 10+ penalties:	Texas A&M, 2013 (10)
Had 100+ yards in penalties:	LSU, 2017 (112)
Had 35 minutes+ of possession time:	Louisiana Tech, 2017 (36:08)
Had two 100-yard rushers and one 100-yard receiver:	Georgia Tech, 2014 (Days 171 rush, Thomas 121 rush, Waller 114 rec.)
Had one 100-yard rusher and one 100-yard receiver:	Alabama, 2016 (Hurts 100 rush, Stewart 156 rec.)

INDIVIDUAL RUSHING

Rushed 40+ times:	Deuce McAllister (Ole Miss), 1998 (40)
Rushed 35+ times:	Kamryn Pettway (Auburn), 2016 (39)
Rushed for 200+ yards:	Rawleigh Williams III (Arkansas), 2016 (205)
Rushed for 175+ yards:	Rawleigh Williams III (Arkansas), 2016 (205)
Rushed for 150+ yards:	Lamar Jackson (Louisville), 2017 (158)
Rushed for 125+ yards:	Lamar Jackson (Louisville), 2017 (158)
Rushed for 100+ yards:	Lamar Jackson (Louisville), 2017 (158)
Rushed for five+ touchdowns:	Carnell Williams (Auburn), 2003 (6)
Rushed for four+ touchdowns:	Rawleigh Williams III (Arkansas), 2016 (4)
Had a run of 80+ yards:	Marquis Young (UMass), 2016 (83)
Had a run of 70+ yards:	Lamar Jackson (Louisville), 2017 (75)
Had a run of 60+ yards:	Lamar Jackson (Louisville), 2017 (75)
Had a run of 50+ yards:	Lamar Jackson (Louisville), 2017 (75)

INDIVIDUAL PASSING

Passed for 450+ yards:	Devlin Hodges (Samford), 2016 (468)
Passed for 400+ yards:	Devlin Hodges (Samford), 2016 (468)
Passed for 300+ yards:	Shea Patterson (Ole Miss), 2016 (320)
Attempted 60+ passes:	Devlin Hodges (Samford), 2016 (69)
Attempted 50+ passes:	Devlin Hodges (Samford), 2016 (69)
Completed 30+ passes:	Devlin Hodges (Samford), 2016 (42)
Completed 20+ passes:	Gus Ragland (Miami (Ohio)), 2016 (22)
Threw five+ touchdown passes:	Brandon Allen (Arkansas), 2015 (7)
Threw four+ touchdown passes:	Jalen Hurts (Alabama), 2016 (4)
Completed a pass for 80+ yards:	Jacoby Brisett to Pharoah McKeever (NC State), 2015 (82)
Completed a pass for 70+ yards:	Jordan Taamu to A.J. Brown (Ole Miss), 2017 (167)

INDIVIDUAL RECEIVING

Caught 10+ passes:	Karel Hamilton (Samford), 2016 (14)
Caught seven+ passes:	Andy Isabella (UMass), 2017 (7)
Had 150+ yards receiving:	A.J. Brown (Ole Miss), 2017 (167)
Had 100+ yards receiving:	Jay Smith (Louisville), 2017 (107)
Caught three+ TD passes:	ArDarius Stewart (Alabama), 2016 (3)
Caught two+ TD passes:	Keon Hatcher (Arkansas), 2016 (2)

INDIVIDUAL TOTAL OFFENSE

Had 500+ yards total offense:	Devlin Hodges (Samford), 2016 (513)
Had 400+ yards total offense:	Jalen Hurts (Alabama), 2016 (447)
Had 100 yards both passing and rushing:	L. Jackson (Louisville), 2017, (171 pass/158 rush)

INDIVIDUAL SCORING

Accounted for six+ touchdowns:	Brandon Allen (Arkansas), 2015 (7 pass)
Accounted for five+ touchdowns:	Rawleigh Williams III (Arkansas), 2016 (4 rush, 1 pass)
Accounted for four+ touchdowns:	Rawleigh Williams III (Arkansas), 2016 (4 rush, 1 pass)
Scored four+ touchdowns:	Rawleigh Williams III (Arkansas), 2016 (4 rush)
Scored three+ touchdowns:	Kerryon Johnson (Auburn), 2017 (3 rush)

INDIVIDUAL DEFENSE

Intercepted three+ passes:	Craig Steltz (LSU), 2007 (3)
Intercepted two+ passes:	Isaiah Rodgers (UMass), 2017 (2)
Recorded three+ sacks:	Jonathan Allen (Alabama), 2015 (3, 17)
Recorded two+ sacks:	Carl Lawson (Auburn), 2016 (2.0, 13)

SPECIAL TEAMS

Scored 10+ points kicking:	Adam Griffith (Alabama), 2016 (14)
Kicked five+ field goals:	Austin MacGinnis (Kentucky), 2016 (5)
Kicked four field goals:	Austin MacGinnis (Kentucky), 2016 (5)

GAME 1

Stephen F. Austin 6
#18/18 MSU 63

Sept. 1, 2018
Davis Wade Stadium
Starkville, Miss.
54,289

Mississippi State

RUSHING	Att.	Gain	Lost	Net	TD	Long	Avg.
Keytaon Thompson	10	109	0	109	2	25	10.9
Kylin Hill	9	50	0	50	1	16	5.6
Dontavian Lee	6	29	0	29	1	9	4.8
Jalen Mayden	5	22	0	22	0	14	4.4
Nick Gibson	2	21	0	21	0	20	10.5
Aeris Williams	2	15	0	15	0	10	7.5
Logan Burnett	1	3	0	3	0	3	3.0

PASSING	Com	Att	Int	Yds	TD	Long	Sacks
Keytaon Thompson	13	31	0	364	5	84	0
Jalen Mayden	1	2	0	9	0	9	0
Logan Burnett	1	1	0	25	0	25	0

RECEIVING	No.	Yds.	TD	Long
Osirus Mitchell	2	114	2	84
Austin Williams	2	30	0	21
Keith Mixon	2	21	0	23
Kylin Hill	1	53	1	53
Stephen Guidry	1	39	0	39
Justin Johnson	1	34	0	34
Aeris Williams	1	27	1	27
Devonta Jason	1	25	0	25
Deddrick Thomas	1	20	0	20
Dontea Jones	1	17	1	17
Farrod Green	1	9	0	9
Nick Gibson	1	9	0	9

PUNTING	No.	Yds.	Avg.	Long	I20	TB
Tucker Day	3	123	41.0	48	1	0

FIELD GOALS	Att.	Made	Long	KICKS
Jace Christmann	1	0	0	missed 40

ALL RETURNS	Punts	Yds.	Lg.	Kickoffs	Yds.	Lg.	Intercepted	Yds.	Lg.
Keith Mixon	6	64	22	0	0	0	0	0	0
C.J. Morgan	0	0	0	0	0	0	1	0	0
Brian Cole	0	0	0	2	59	40	0	0	0

Stephen F. Austin

RUSHING	Att.	Gain	Lost	Net	TD	Long	Avg.
Jamall Shaw	6	32	1	31	0	16	5.2
Thomas Hutchings	3	27	0	27	0	10	9.0
Josh McGowen	5	26	3	23	0	9	4.6
Jae'Lon Oglesby	8	31	9	22	0	18	2.8
Josh Covey	5	13	7	6	0	6	1.2
TEAM	1	0	4	-4	0	0	-4.0
Dominic Williams	10	5	10	-5	0	3	-0.5
Foster Sawyer	3	0	23	-23	0	0	-7.7

PASSING	Com	Att	Int	Yds	TD	Long	Sacks
Foster Sawyer	10	27	0	147	0	26	3
Jake Blumrick	2	6	1	8	0	5	0
Josh Covey	3	4	0	22	0	11	1

RECEIVING	No.	Yds.	TD	Long
Tamrick Pace	5	73	0	24
Allen Arclies III	2	42	0	26
Terian Goree	2	31	0	18
Frank Iheanacho	2	16	0	11
Thomas Hutchings	1	7	0	7
Bryan Wempa	1	4	0	4
Josh Thompson	1	3	0	3
Remi Simmons	1	1	0	1

PUNTING	No.	Yds.	Avg.	Long	I20	TB
Troy Duran	1	32	32.0	32	0	0
Caleb Lewallen	9	353	39.2	45	2	0

FIELD GOALS	Att.	Made	Long	KICKS
Storm Ruiz	2	2	36	36 made; 33 made

ALL RETURNS	Punts	Yds.	Lg.	Kickoffs	Yds.	Lg.	Intercepted	Yds.	Lg.
Alize Ward	0	0	0	2	37	22	0	0	0
Josh McGowen	0	0	0	2	37	20	0	0	0
Jae'Lon Oglesby	0	0	0	2	47	25	0	0	0

No. 18 State Routs SFA 63-6 To Usher In Moorhead Era

Keytaon Thompson, making just his second career start, tied the SEC and MSU single-game record for touchdowns responsible (7) while accounting for 473 yards of total offense in a 63-6 win over Stephen F. Austin to successfully open the **Joe Moorhead** era in Davis Wade Stadium. Thompson got the starting nod in place of **Nick Fitzgerald**, who was serving a one-game suspension for violation of team rules. **Kylin Hill**, making his first career start, opened the Moorhead era in an explosive way, hauling in a quick pass from Thompson and racing 53 yards on the Bulldogs' first play from scrimmage. Thompson did it with his feet and his arm, tying the MSU single-game record with five touchdown passes. The big play came on an 87-yard deep strike to **Osirus Mitchell** with 3:44 to go in the first quarter, representing the longest State pass play in 14 years. Thompson became just the third player in Bulldog history with over 300 yards passing and 100 yards rushing in the same game. He tallied his third-straight 100-yard game on the ground and added two scores. He State took a 35-3 lead into halftime following a brilliant one-handed, 17-yard touchdown grab from **Dontea Jones** with 1:01 in the second quarter. Defensively, **Johnathan Abram** made a game-high eight tackles. **Montez Sweat** and **Jeffery Simmons** combined for seven tackles for loss with two sacks coming from Sweat. **C.J. Morgan** also recorded his first career interception.

Stephen F. Austin	0	3	3	0	-6
Mississippi State	21	14	14	14	-63

1st	13:10	MSU	Kylin Hill 53 yd pass from K. Thompson (J. Christmann kick)
	05:29	MSU	K. Thompson 9 yd run (J. Christmann kick)
	03:44	MSU	Osirus Mitchell 84 yd pass from K. Thompson (J. Christmann kick)
2nd	13:01	SFA	Storm Ruiz 36 yd field goal
	09:53	MSU	Aeris Williams 27 yd pass from K. Thompson (J. Christmann kick)
	01:01	MSU	Dontea Jones 17 yd pass from K. Thompson (J. Christmann kick)
3rd	06:55	SFA	Storm Ruiz 33 yd field goal
	06:03	MSU	Osirus Mitchell 30 yd pass from K. Thompson (Jordan Lawless kick)
	02:06	MSU	Kylin Hill 6 yd run (Jace Christmann kick)
4th	14:50	MSU	K. Thompson 25 yd run (Jordan Lawless kick)
	01:37	MSU	Dontavian Lee 5 yd run (Jordan Lawless kick)

Team Stats

	SFA	MSU
FIRST DOWNS	16	25
Rushing	7	12
Passing	8	12
Penalty	1	1
NET YARDS RUSHING	77	220
Rushing Attempts	41	37
Average Per Rush	1.9	5.9
NET YARDS PASSING	177	398
Completions-Attempts-Int	15-37-1	15-34-0
Average Per Attempt	4.8	11.7
Average Per Completion	11.8	26.5
TOTAL OFFENSE YARDS	254	618
Total offense plays	78	71
Average Gain Per Play	3.3	8.7
Penalties: Number-Yards	9-56	7-80
PUNTS-YARDS	10-385	3-123
KICKOFFS-YARDS	3-177	10-643
Punt returns: Number-Yards-TD	0-0-0	6-64-0
Kickoff returns: Number-Yds-TD	6-121-0	2-59-0
Interceptions: Number-Yds-TD	0-0-0	1-0-0
Fumble Returns: Number-Yds-TD	0-0-0	0-0-0
Possession Time	31:16	28:44
Third-Down Conversions	3 of 18	7 of 13
Fourth-Down Conversions	1 of 3	1 of 2
Red-Zone Scores-Chances	2-2	4-4
Sacks By: Number-Yards	0-0	4-29
PAT Kicks	0-0	9-9

GAME 2

#18/18 MSU
Kansas State

31
10

Sept. 8, 2018
Bill Snyder Family Stadium
Manhattan, Kan.
49,784

Mississippi State

RUSHING	Att.	Gain	Lost	Net	TD	Long	Avg.
Kylin Hill	17	215	4	211	2	52	12.4
Nick Fitzgerald	19	159	0	159	0	30	8.4
Nick Gibson	3	14	0	14	0	9	4.7

PASSING	Com	Att	Int	Yds	TD	Long	Sacks
Nick Fitzgerald	11	27	1	154	2	32	0

RECEIVING	No.	Yds.	TD	Long
Stephen Guidry	2	42	0	23
Justin Johnson	2	37	0	32
Dontea Jones	1	21	0	21
Kylin Hill	1	16	1	16
Austin Williams	1	13	1	13
Nick Gibson	1	9	0	9
Jesse Jackson	1	6	0	6
Osirus Mitchell	1	5	0	5
Farrod Green	1	5	0	5

PUNTING	No.	Yds.	Avg.	Long	I20	TB
Tucker Day	1	34	34.0	34	0	0

FIELD GOALS	Att.	Made	Long	KICKS
Jace Christmann	2	1	30	made 30; missed 44

ALL RETURNS	Punts			Kickoffs			Intercepted		
	No.	Yds.	Lg.	No.	Yds.	Lg.	No.	Yds.	Lg.
Jamal Peters	0	0	0	2	32	19	0	0	0
Keith Mixon	1	-1	0	0	0	0	0	0	0
Brian Cole	0	0	0	1	37	37	0	0	0
Erroll Thompson	0	0	0	0	0	0	1	0	0

Kansas State

RUSHING	Att.	Gain	Lost	Net	TD	Long	Avg.
Alex Barnes	17	77	2	75	0	15	4.4
S. Thompson	12	48	14	34	0	16	2.8
Alex Delton	6	12	8	4	0	8	0.7

PASSING	Com	Att	Int	Yds	TD	Long	Sacks
S. Thompson	7	17	0	86	1	23	1
Alex Delton	2	4	1	14	0	15	3

RECEIVING	No.	Yds.	TD	Long
Dalton Schoen	2	34	1	23
Dalvin Warmack	2	21	0	18
Alex Barnes	2	19	0	15
Isaiah Zuber	2	11	0	12
Zach Reuter	1	15	0	15

PUNTING	No.	Yds.	Avg.	Long	I20	TB
B. Rodriguez	3	110	36.7	45	2	0
Andrew Hicks	3	128	42.7	47	1	0

FIELD GOALS	Att.	Made	Long	KICKS
Blake Lynch	2	1	30	made 26; missed 52

ALL RETURNS	Punts			Kickoffs			Intercepted		
	No.	Yds.	Lg.	No.	Yds.	Lg.	No.	Yds.	Lg.
Isaiah Zuber	0	0	0	1	18	18	0	0	0
Duke Shelley	0	0	0	4	109	37	0	0	0
Wyatt Hubert	0	0	0	0	0	0	1	11	11

No. 18 MSU Physically Dominates Kansas State, 31-10

A rare non-conference road game against a Power 5 team proved to be an easy task for No. 18 MSU, who used a spectacular three-touchdown, 211-yard rushing game from **Kylin Hill** to dominate Kansas State, 31-10, in Manhattan. It was the Bulldogs' first road victory over a Power 5 non-conference team since 1995 and their largest since 1973 in such games. Hill became the first Bulldog running back with over 200 yards rushing in nine years, and much of it came after contact. Hill hauled in a 16-yard touchdown pass from **Nick Fitzgerald**, who returned as a starter for the first time since his ankle injury on Thanksgiving 2017. Then prior to the half, MSU used three quick plays and a 28-yard Hill touchdown scamper to go up 24-3 at the half. Fitzgerald threw his first touchdown of the season on a 13-yard slant to **Austin Williams**. Hill put the finishing touches on the win with a 16-yard run over defenders with 13:16 left in the game. Hill outgained the entire Kansas State team as the Wildcats finished with 213 total yards, their fewest since 2015. Fitzgerald went over 100 yards rushing for the sixth time in his last eight games. Defensively, **Johnathan Abram** led all tacklers for the second straight game with eight. **Jeffery Simmons** and **Montez Sweat** each registered two tackles for loss. **Erroll Thompson** shined with seven tackles, one sack and a diving interception that halted a KState drive.

Mississippi State	3	14	7	7	- 31
Kansas State	3	0	7	0	- 10

1st	9:07	MSU	Jace Christmann 30 yd field goal
	3:53	KS	Blake Lynch 26 yd field goal
2nd	14:20	MSU	Kylin Hill 16 yd pass from N. Fitzgerald (J. Christmann kick)
	3:33	MSU	Kylin Hill 28 yd run (J. Christmann kick)
3rd	10:18	MSU	Au. Williams 13 yd pass from N. Fitzgerald (J. Christmann kick)
	2:20	KS	Dalton Schoen 23 yd pass from S. Thompson (B. Lynch kick)
4th	13:16	MSU	Kylin Hill 16 yd run (J. Christmann kick)

Team Stats

	KS	MSU
FIRST DOWNS	24	15
Rushing	18	7
Passing	6	5
Penalty	0	3
NET YARDS RUSHING	384	113
Rushing Attempts	39	35
Average Per Rush	9.8	3.2
NET YARDS PASSING	154	100
Completions-Attempts-Int	11-27-1	9-21-1
Average Per Attempt	5.7	4.8
Average Per Completion	14.0	11.1
TOTAL OFFENSE YARDS	538	213
Total offense plays	66	56
Average Gain Per Play	8.2	3.8
Penalties: Number-Yards	11-84	2-15
PUNTS-YARDS	1-34	6-238
KICKOFFS-YARDS	6-364	3-174
Punt returns: Number-Yards-TD	1--1-0	0-0-0
Kickoff returns: Number-Yds-TD	3-69-0	5-127-0
Interceptions: Number-Yds-TD	1-0-0	1-11-0
Fumble Returns: Number-Yds-TD	0-0-0	0-0-0
Possession Time	30:34	29:26
Third-Down Conversions	7 of 12	3 of 12
Fourth-Down Conversions	0 of 1	0 of 0
Red-Zone Scores-Chances	4-5	1-1
Sacks By: Number-Yards	4-16	0-0
PAT Kicks	4-4	1-1

2018 Mississippi State Football **Mississippi State Combined Team Statistics (as of Sep 08, 2018)** **All games**

Date	Opponent	Score	Att.
Sept 1, 2018	STEPHEN F. AUSTIN	W 63-6	54289
Sept 8, 2018	at Kansas State	W 31-10	49784

Rushing	gp	att	gain	loss	net	avg	td	lg	avg/g
Kylin Hill	2	26	265	4	261	10.0	3	52	130.5
Nick Fitzgerald	1	19	159	0	159	8.4	0	30	159.0
K. Thompson	2	10	109	0	109	10.9	2	25	54.5
Nick Gibson	2	5	35	0	35	7.0	0	20	17.5
Dontavian Lee	2	6	29	0	29	4.8	1	9	14.5
Jalen Mayden	1	5	22	0	22	4.4	0	14	22.0
Aeris Williams	1	2	15	0	15	7.5	0	10	15.0
Logan Burnett	1	1	3	0	3	3.0	0	3	3.0
Total	2	76	637	33	604	7.9	6	52	302.0
Opponents	2	76	271	81	190	2.5	0	18	95.0

Passing	gp	effic	comp-att-int	pct	yds	td	lg	avg/g
K. Thompson	2	193.79	13-31-0	41.9	364	5	84	182.0
Nick Fitzgerald	1	105.69	11-27-1	40.7	154	2	32	154.0
Jalen Mayden	1	87.80	1-2-0	50.0	9	0	9	9.0
Logan Burnett	1	310.00	1-1-0	100.0	25	0	25	25.0
Total	2	153.23	26-61-1	42.6	552	7	84	276.0
Opponents	2	80.29	24-58-2	41.4	277	1	26	138.5

Receiving	gp	no.	yds	avg	td	lg	avg/g
Osirus Mitchell	2	3	119	39.7	2	84	59.5
Stephen Guidry	2	3	81	27.0	0	39	40.5
Justin Johnson	2	3	71	23.7	0	34	35.5
Austin Williams	2	3	43	14.3	1	21	21.5
Kylin Hill	2	2	69	34.5	2	53	34.5
Dontea Jones	2	2	38	19.0	1	21	19.0
Keith Mixon	2	2	21	10.5	0	23	10.5
Nick Gibson	2	2	18	9.0	0	9	9.0
Farrod Green	2	2	14	7.0	0	9	7.0
Aeris Williams	1	1	27	27.0	1	27	27.0
Devonta Jason	2	1	25	25.0	0	25	12.5
Dedrick Thomas	2	1	20	20.0	0	20	10.0
Jesse Jackson	2	1	6	6.0	0	6	3.0
Total	2	26	552	21.2	7	84	276.0
Opponents	2	24	277	11.5	1	26	138.5

Field Goals	fg	pct.	01-19	20-29	30-39	40-49	50-99	lg	blk
Jace Christmann	1-3	33.3	0-0	0-0	1-1	0-2	0-0	30	0

Scoring	td	fg	PAT				dxp	saf	pts
			kick	rush	rcv	pass			
Kylin Hill	5	-	-	-	-	-	-	-	30
Jace Christmann	-	1-3	10-10	-	-	-	-	-	13
K. Thompson	2	-	-	-	-	-	-	-	12
Osirus Mitchell	2	-	-	-	-	-	-	-	12
Dontavian Lee	1	-	-	-	-	-	-	-	6
Dontea Jones	1	-	-	-	-	-	-	-	6
Austin Williams	1	-	-	-	-	-	-	-	6
Aeris Williams	1	-	-	-	-	-	-	-	6
Jordan Lawless	-	-	3-3	-	-	-	-	-	3
Total	13	1-3	13-13	-	-	-	-	-	94
Opponents	1	3-4	1-1	-	-	-	-	-	16

Score by Quarters	1st	2nd	3rd	4th	OT	Total
Mississippi State	24	28	21	21	0	94
Opponents	3	3	10	0	0	16

Record:	Overall	Home	Away	Neutral
All games	2-0	1-0	1-0	0-0
Conference	0-0	0-0	0-0	0-0
Non-Conference	2-0	1-0	1-0	0-0

Team Statistics	MS	OPP
FIRST DOWNS	49	31
Rushing	30	14
Passing	18	13
Penalty	1	4
RUSHING YARDAGE	604	190
Rushing Attempts	76	76
Average Per Rush	7.9	2.5
Average Per Game	302.0	95.0
TDs Rushing	6	0
PASSING YARDAGE	552	277
Comp-Att-Int	26-61-1	24-58-2
Average Per Pass	9.0	4.8
Average Per Catch	21.2	11.5
Average Per Game	276.0	138.5
TDs Passing	7	1
TOTAL OFFENSE	1156	467
Average Per Play	8.4	3.5
Average Per Game	578.0	233.5
KICK RETURNS: #-Yards	5-128	11-248
PUNT RETURNS: #-Yards	7-63	0-0
INT RETURNS: #-Yards	2-0	1-11
FUMBLES-LOST	2-0	1-0
PENALTIES-Yards	18-164	11-71
PUNTS-AVG	4-39.2	16-38.9
TIME OF POSSESSION/Game	29:39	30:21
3RD-DOWN Conversions	14/25	6/30
4TH-DOWN Conversions	1/3	1/3

Interceptions	no.	yds	avg	td	lg
C.J. Morgan	1	0	0.0	0	0
Erroll Thompson	1	0	0.0	0	0

Punting	no.	yds	avg	lg	tb	fc	i20	50+	blk
Tucker Day	4	157	39.2	48	0	0	1	0	0

Punt Returns	no.	yds	avg	td	lg
Keith Mixon	7	63	9.0	0	22
Total	7	63	9.0	0	22
Opponents	0	0	0.0	0	0

Kick Returns	no.	yds	avg	td	lg
Brian Cole	3	96	32.0	0	40
Jamal Peters	2	32	16.0	0	19
Total	5	128	25.6	0	40
Opponents	11	248	22.5	0	37

All Purpose	g	rush	rcv	pr	kr	ir	total	avg/g
Kylin Hill	2	261	69	0	0	0	330	165.0
Nick Fitzgerald	1	159	0	0	0	0	159	159.0
Osirus Mitchell	2	0	119	0	0	0	119	59.5
K. Thompson	2	109	0	0	0	0	109	54.5
Brian Cole	2	0	0	0	96	0	96	48.0
Keith Mixon	2	0	21	63	0	0	84	42.0
Stephen Guidry	2	0	81	0	0	0	81	40.5
Justin Johnson	2	0	71	0	0	0	71	35.5
Nick Gibson	2	35	18	0	0	0	53	26.5
Austin Williams	2	0	43	0	0	0	43	21.5
Total	2	604	552	63	128	0	1347	673.5
Opponents	2	190	277	0	248	11	726	363.0

Total Offense	g	plays	rush	pass	total	avg/g
K. Thompson	2	41	109	364	473	236.5
Nick Fitzgerald	1	46	159	154	313	313.0
Kylin Hill	2	26	261	0	261	130.5
Nick Gibson	2	5	35	0	35	17.5
Jalen Mayden	1	7	22	9	31	31.0
Dontavian Lee	2	6	29	0	29	14.5
Logan Burnett	1	2	3	25	28	28.0
Aeris Williams	1	2	15	0	15	15.0
Total	2	137	604	552	1156	578.0
Opponents	2	134	190	277	467	233.5

#	Defensive Leaders	no	yds	avg	td	lg	Tackles	tot	fl	yds	Sacks	no	yds	int	yds	brup	qbbl	Fumbles	no	yds	ffl	blkd	kick	saf
---	-------------------	----	-----	-----	----	----	---------	-----	----	-----	-------	----	-----	-----	-----	------	------	---------	----	-----	-----	------	------	-----

2018 Mississippi State Football
Mississippi State Overall Team Statistics (as of Sep 08, 2018)
All games

Team Statistics	MS	OPP
SCORING	94	16
Points Per Game	47.0	8.0
Points Off Turnovers	14	7
FIRST DOWNS	49	31
Rushing	30	14
Passing	18	13
Penalty	1	4
RUSHING YARDAGE	604	190
Yards gained rushing	637	271
Yards lost rushing	33	81
Rushing Attempts	76	76
Average Per Rush	7.9	2.5
Average Per Game	302.0	95.0
TDs Rushing	6	0
PASSING YARDAGE	552	277
Comp-Att-Int	26-61-1	24-58-2
Average Per Pass	9.0	4.8
Average Per Catch	21.2	11.5
Average Per Game	276.0	138.5
TDs Passing	7	1
TOTAL OFFENSE	1156	467
Total Plays	137	134
Average Per Play	8.4	3.5
Average Per Game	578.0	233.5
KICK RETURNS: #-Yards	5-128	11-248
PUNT RETURNS: #-Yards	7-63	0-0
INT RETURNS: #-Yards	2-0	1-11
KICK RETURN AVERAGE	25.6	22.5
PUNT RETURN AVERAGE	9.0	0.0
INT RETURN AVERAGE	0.0	11.0
FUMBLES-LOST	2-0	1-0
PENALTIES-Yards	18-164	11-71
Average Per Game	82.0	35.5
PUNTS-Yards	4-157	16-623
Average Per Punt	39.2	38.9
Net punt average	39.2	33.8
KICKOFFS-Yards	16-1007	6-351
Average Per Kick	62.9	58.5
Net kick average	39.6	37.2
TIME OF POSSESSION/Game	29:39	30:21
3RD-DOWN Conversions	14/25	6/30
3rd-Down Pct	56%	20%
4TH-DOWN Conversions	1/3	1/3
4th-Down Pct	33%	33%
SACKS BY-Yards	8-45	0-0
MISC YARDS	0	0
TOUCHDOWNS SCORED	13	1
FIELD GOALS-ATTEMPTS	1-3	3-4
ON-SIDE KICKS	0-0	0-0
RED-ZONE SCORES	(8-9) 89%	(3-3) 100%
RED-ZONE TOUCHDOWNS	(7-9) 78%	(0-3) 0%
PAT-ATTEMPTS	(13-13) 100%	(1-1) 100%
ATTENDANCE	54289	49784
Games/Avg Per Game	1/54289	1/49784
Neutral Site Games		0/0

Score by Quarters	1st	2nd	3rd	4th	OT	Total
Mississippi State	24	28	21	21	0	94
Opponents	3	3	10	0	0	16

2018 Mississippi State Football
Mississippi State Overall Individual Statistics (as of Sep 08, 2018)
All games

Rushing	gp	att	gain	loss	net	avg	td	lg	avg/g
Kylin Hill	2	26	265	4	261	10.0	3	52	130.5
Nick Fitzgerald	1	19	159	0	159	8.4	0	30	159.0
K. Thompson	2	10	109	0	109	10.9	2	25	54.5
Nick Gibson	2	5	35	0	35	7.0	0	20	17.5
Dontavian Lee	2	6	29	0	29	4.8	1	9	14.5
Jalen Mayden	1	5	22	0	22	4.4	0	14	22.0
Aeris Williams	1	2	15	0	15	7.5	0	10	15.0
Logan Burnett	1	1	3	0	3	3.0	0	3	3.0
TEAM	1	2	0	29	-29	-14.5	0	0	-29.0
Total	2	76	637	33	604	7.9	6	52	302.0
Opponents	2	76	271	81	190	2.5	0	18	95.0

Passing	gp	effic	comp-att-int	pct	yds	td	lg	avg/g
K. Thompson	2	193.79	13-31-0	41.9	364	5	84	182.0
Nick Fitzgerald	1	105.69	11-27-1	40.7	154	2	32	154.0
Jalen Mayden	1	87.80	1-2-0	50.0	9	0	9	9.0
Logan Burnett	1	310.00	1-1-0	100.0	25	0	25	25.0
Total	2	153.23	26-61-1	42.6	552	7	84	276.0
Opponents	2	80.29	24-58-2	41.4	277	1	26	138.5

Receiving	gp	no.	yds	avg	td	lg	avg/g
Osirus Mitchell	2	3	119	39.7	2	84	59.5
Stephen Guidry	2	3	81	27.0	0	39	40.5
Justin Johnson	2	3	71	23.7	0	34	35.5
Austin Williams	2	3	43	14.3	1	21	21.5
Kylin Hill	2	2	69	34.5	2	53	34.5
Dontea Jones	2	2	38	19.0	1	21	19.0
Keith Mixon	2	2	21	10.5	0	23	10.5
Nick Gibson	2	2	18	9.0	0	9	9.0
Farrod Green	2	2	14	7.0	0	9	7.0
Aeris Williams	1	1	27	27.0	1	27	27.0
Devonta Jason	2	1	25	25.0	0	25	12.5
Dedrick Thomas	2	1	20	20.0	0	20	10.0
Jesse Jackson	2	1	6	6.0	0	6	3.0
Total	2	26	552	21.2	7	84	276.0
Opponents	2	24	277	11.5	1	26	138.5

Punt Returns	no.	yds	avg	td	lg
Keith Mixon	7	63	9.0	0	22
Total	7	63	9.0	0	22
Opponents	0	0	0.0	0	0

Interceptions	no.	yds	avg	td	lg
Erroll Thompson	1	0	0.0	0	0
C.J. Morgan	1	0	0.0	0	0
Total	2	0	0.0	0	0
Opponents	1	11	11.0	0	11

Kick Returns	no.	yds	avg	td	lg
Brian Cole	3	96	32.0	0	40
Jamal Peters	2	32	16.0	0	19
Total	5	128	25.6	0	40
Opponents	11	248	22.5	0	37

Fumble Returns	no.	yds	avg	td	lg
Total	0	0	0.0	0	0
Opponents	0	0	0.0	0	0

2018 Mississippi State Football
Mississippi State Overall Individual Statistics (as of Sep 08, 2018)
All games

Scoring	td	fg	PAT				dxp	saf	pts
			kick	rush	rcv	pass			
Kylin Hill	5	-	-	-	-	-	-	-	30
Jace Christmann	-	1-3	10-10	-	-	-	-	-	13
Osirus Mitchell	2	-	-	-	-	-	-	-	12
K. Thompson	2	-	-	-	-	-	-	-	12
Austin Williams	1	-	-	-	-	-	-	-	6
Dontea Jones	1	-	-	-	-	-	-	-	6
Dontavian Lee	1	-	-	-	-	-	-	-	6
Aeris Williams	1	-	-	-	-	-	-	-	6
Jordan Lawless	-	-	3-3	-	-	-	-	-	3
Total	13	1-3	13-13	-	-	-	-	-	94
Opponents	1	3-4	1-1	-	-	-	-	-	16

Total Offense	g	plays	rush	pass	total	avg/g
K. Thompson	2	41	109	364	473	236.5
Nick Fitzgerald	1	46	159	154	313	313.0
Kylin Hill	2	26	261	0	261	130.5
Nick Gibson	2	5	35	0	35	17.5
Jalen Mayden	1	7	22	9	31	31.0
Dontavian Lee	2	6	29	0	29	14.5
Logan Burnett	1	2	3	25	28	28.0
Aeris Williams	1	2	15	0	15	15.0
TEAM	1	2	-29	0	-29	-29.0
Total	2	137	604	552	1156	578.0
Opponents	2	134	190	277	467	233.5

Field Goals	fg	pct.	01-19	20-29	30-39	40-49	50-99	lg	blk
Jace Christmann	1-3	33.3	0-0	0-0	1-1	0-2	0-0	30	0

FG Sequence	Mississippi State	Opponents
Stephen F. Austin	40	(36),(33)
Kansas State	(30),44	(26),52

Numbers in (parentheses) indicate field goal was made.

Punting	no.	yds	avg	lg	tb	fc	i20	50+	blk
Tucker Day	4	157	39.2	48	0	0	1	0	0
Total	4	157	39.2	48	0	0	1	0	0
Opponents	16	623	38.9	47	1	2	5	0	0

Kickoffs	no.	yds	avg	tb	ob	retn	net	ydln
Scott Goodman	16	1007	62.9	5	0			
Total	16	1007	62.9	5	0	22.5	39.6	25
Opponents	6	351	58.5	0	1	25.6	37.2	27

2018 Mississippi State Football
Mississippi State Overall Individual Statistics (as of Sep 08, 2018)
All games

All Purpose	g	rush	rcv	pr	kr	ir	total	avg/g
Kylin Hill	2	261	69	0	0	0	330	165.0
Nick Fitzgerald	1	159	0	0	0	0	159	159.0
Osirus Mitchell	2	0	119	0	0	0	119	59.5
K. Thompson	2	109	0	0	0	0	109	54.5
Brian Cole	2	0	0	0	96	0	96	48.0
Keith Mixon	2	0	21	63	0	0	84	42.0
Stephen Guidry	2	0	81	0	0	0	81	40.5
Justin Johnson	2	0	71	0	0	0	71	35.5
Nick Gibson	2	35	18	0	0	0	53	26.5
Austin Williams	2	0	43	0	0	0	43	21.5
Aeris Williams	1	15	27	0	0	0	42	42.0
Dontea Jones	2	0	38	0	0	0	38	19.0
Jamal Peters	2	0	0	0	32	0	32	16.0
Dontavian Lee	2	29	0	0	0	0	29	14.5
Devonta Jason	2	0	25	0	0	0	25	12.5
Jalen Mayden	1	22	0	0	0	0	22	22.0
Dedrick Thoma	2	0	20	0	0	0	20	10.0
Farrod Green	2	0	14	0	0	0	14	7.0
Jesse Jackson	2	0	6	0	0	0	6	3.0
Logan Burnett	1	3	0	0	0	0	3	3.0
TEAM	1	-29	0	0	0	0	-29	-29.0
Total	2	604	552	63	128	0	1347	673.5
Opponents	2	190	277	0	248	11	726	363.0

2018 Mississippi State Football
Mississippi State Overall Defensive Statistics (as of Sep 08, 2018)
All games

##	Defensive Leaders	gp	Tackles				Sacks no-yds	Pass defense			Fumbles		blkd	
			ua	a	tot	tfl/yds		int-yds	brup	qbh	rcv-yds	ff	kick	saf
38	Johnathan Abram	2	12	4	16	0.5-2
40	Erroll Thompson	2	8	2	10	1.0-1	1.0-1	1-0	.	1
41	Mark McLaurin	2	5	5	10	1.0-2
9	Montez Sweat	2	5	4	9	5.5-24	3.0-20	.	.	1
94	Jeffery Simmons	2	7	1	8	5.5-11	.	.	.	1
2	Jamal Peters	2	5	1	6	.	.	.	1
10	Leo Lewis	2	4	1	5	1.0-1	.	.	1	1
8A	M. Smitherman	2	5	.	5	.	.	.	1
43	Fletcher Adams	2	3	2	5	1.0-8	1.0-8
52	Kobe Jones	2	3	1	4	2.0-5
3	Cam Dantzler	2	3	1	4	.	.	.	4
50	Tim Washington	2	.	3	3	0.5-2
2A	Jaylon Reed	1	2	1	3
95	Braxton Hoyett	2	1	2	3
96	Tre Brown	2	1	2	3
4	Gerri Green	2	1	2	3	1.5-6	1.0-6	.	.	1
32	Brian Cole	2	1	2	3	2.0-2	1.0-1
6	Willie Gay Jr.	2	.	3	3
97	Lee Autry	2	1	2	3
28	Dontavian Lee	2	2	1	3
11	J. Landrews	2	2	1	3	1.5-9	1.0-9
29	C.J. Morgan	2	1	1	2	.	.	1-0
24	Chris Rayford	2	1	1	2	.	.	.	1
5	Chauncey Rivers	2	.	2	2	1.0-2	.	.	.	1
90	Grant Harris	2	.	2	2	0.5-2	.	.	.	2
91	James Jackson	1	1	1	2
19	Stephen Adegoke	2	.	2	2
42	M. Spencer	2	1	1	2	0.5-1	.	.	.	1
2E	Alec Murphy	2	1	1	2
1E	N. Watson	1	2	.	2
34	Cory Thomas	2	1	.	1
1	Stephen Guidry	2	1	.	1
12	Shawn Preston	1	1	.	1
13	Tyler Williams	1	1
Total		2	81	52	133	25-78	8-45	2-0	9	9
Opponents		2	70	48	118	2-6	0-0	1-11	8	11

2018 Mississippi State Football
Mississippi State Team Game-by-Game (as of Sep 08, 2018)
All games

TEAM STATISTICS

		Rushing				Receiving				Passing				Kick Returns				Punt Returns				tot		
Date	Opponent	no.	yds	td	lg	no.	yds	td	lg	cmp	att	int	yds	td	lg	no.	yds	td	lg	no.	yds	td	lg	off
Sept 1	STEPHEN F. AUSTIN	37	220	4	25	15	398	5	84	15	34	0	398	5	84	2	59	0	40	6	64	0	22	618
Sept 8	at Kansas State	39	384	2	52	11	154	2	32	11	27	1	154	2	32	3	69	0	37	1	-1	0	0	538
Mississippi State		76	604	6	52	26	552	7	84	26	61	1	552	7	84	5	128	0	40	7	63	0	22	1156
		76	190	0	18	24	277	1	26	24	58	2	277	1	26	11	248	0	37	0	0	0	0	467

Games: 2 • Avg/rush: 7.9 • Avg/catch: 21.2 • Pass effic: 153.23 • KR avg: 25.6 • PR avg: 9.0 • All purpose avg/game: 673.5 • Total offense avg/gm: 578.0

Date	Opponent	Tackles				Sacks	Fumble		Pass Defense			blkd kick	PAT Attempts			off		
		ua	a	total	tfl-yds		ff	fr-yds	int-yds	qbh	brup		kick	rush	rcv	saf	t/o	pts
Sept 1	STEPHEN F. AUSTIN	39	44	83	17.0-53	4.0-29	0	0-0	1-0	2	7	0	9-9	0	0	0	7	63
Sept 8	at Kansas State	42	8	50	8.0-25	4.0-16	0	0-0	1-0	7	2	0	4-4	0	0	0	7	31
Mississippi State		81	52	133	25.0-78	8.0-45	0	0-0	2-0	9	9	0	13-13	0	0	0	14	94
		70	48	118	2.0-6	0.0-0	0	0-0	1-11	11	8	0	1-1	0	0	0	7	16

		Punting									Field Goals			Kickoffs				
Date	Opponent	no.	yds	avg	long	blkd	tb	fc	50+	i20	md-att	long	blkd	no.	yds	avg	tb	ob
Sept 1	STEPHEN F. AUSTIN	3	123	41.0	48	0	0	0	0	1	0-1	0	0	10	643	64.3	4	0
Sept 8	at Kansas State	1	34	34.0	34	0	0	0	0	0	1-2	30	0	6	364	60.7	1	0
Mississippi State		4	157	39.2	48	0	0	0	0	1	1-3	30	0	16	1007	62.9	5	0
		16	623	38.9	47	0	1	2	0	5	3-4	36	0	6	351	58.5	0	1

2018 Mississippi State Football
Mississippi State Opponent Game-by-Game (as of Sep 08, 2018)
All games

OPPONENT STATISTICS

Date	Opponent	Rushing				Receiving				Passing				Kick Returns				Punt Returns				tot off
		no.	yds	td	lg	no.	yds	td	lg	cmp-att-int	yds	td	lg	no.	yds	td	lg	no.	yds	td	lg	
Sept 1	STEPHEN F. AUSTIN	41	77	0	18	15	177	0	26	15-37-1	177	0	26	6	121	0	25	0	0	0	0	254
Sept 8	at Kansas State	35	113	0	16	9	100	1	23	9-21-1	100	1	23	5	127	0	37	0	0	0	0	213
Opponents		76	190	0	18	24	277	1	26	24-58-2	277	1	26	11	248	0	37	0	0	0	0	467
		76	604	6	52	26	552	7	84	26-61-1	552	7	84	5	128	0	40	7	63	0	22	1156

Games: 2 • Avg/rush: 2.5 • Avg/catch: 11.5 • Pass eff: 80.29 • KR avg: 22.5 • All purpose avg/game: 363.0 • Total offense avg/gm: 233.5

Date	Opponent	Tackles				Sacks no-yds	Fumble		Pass Defense			blkd kick	PAT Attempts			off		
		ua	a	total	tfl-yds		ff	fr-yds	int-yds	qbh	brup		kick	rush	rcv	saf	t/o	pts
Sept 1	STEPHEN F. AUSTIN	29	38	67	1.0-2	0.0-0	0	0-0	0-0	6	3	0	0-0	0	0	0	0	6
Sept 8	at Kansas State	41	10	51	1.0-4	0.0-0	0	0-0	1-11	5	5	0	1-1	0	0	0	7	10
Opponents		70	48	118	2.0-6	0.0-0	0	0-0	1-11	11	8	0	1-1	0	0	0	7	16
		81	52	133	25.0-78	8.0-45	0	0-0	2-0	9	9	0	13-13	0	0	0	14	94

		Punting									Field Goals			Kickoffs				
Date	Opponent	no.	yds	avg	long	blkd	tb	fc	50+	i20	md-att	long	blkd	no.	yds	avg	tb	ob
Sept 1	STEPHEN F. AUSTIN	10	385	38.5	45	0	0	1	0	2	2-2	36	0	3	177	59.0	0	1
Sept 8	at Kansas State	6	238	39.7	47	0	1	1	0	3	1-2	26	0	3	174	58.0	0	0
Opponents		16	623	38.9	47	0	1	2	0	5	3-4	36	0	6	351	58.5	0	1
		4	157	39.2	48	0	0	0	0	1	1-3	30	0	16	1007	62.9	5	0

2018 Mississippi State Football
Mississippi State Game Superlatives (as of Sep 08, 2018)
All games

INDIVIDUAL GAME HIGHS

Rushes	19	Nick Fitzgerald at Kansas State (Sept 8, 2018)
Yards Rushing	211	Kylin Hill at Kansas State (Sept 8, 2018)
TD Rushes	2	K. Thompson vs Stephen F. Austin (Sept 1, 2018)
	2	Kylin Hill at Kansas State (Sept 8, 2018)
Long Rush	52	Kylin Hill at Kansas State (Sept 8, 2018)
Pass attempts	31	K. Thompson vs Stephen F. Austin (Sept 1, 2018)
Pass completions	13	K. Thompson vs Stephen F. Austin (Sept 1, 2018)
Yards Passing	364	K. Thompson vs Stephen F. Austin (Sept 1, 2018)
TD Passes	5	K. Thompson vs Stephen F. Austin (Sept 1, 2018)
Long Pass	84	K. Thompson vs Stephen F. Austin (Sept 1, 2018)
Receptions	2	Keith Mixon vs Stephen F. Austin (Sept 1, 2018)
	2	Austin Williams vs Stephen F. Austin (Sept 1, 2018)
	2	Osirus Mitchell vs Stephen F. Austin (Sept 1, 2018)
	2	Stephen Guidry at Kansas State (Sept 8, 2018)
	2	Justin Johnson at Kansas State (Sept 8, 2018)
Yards Receiving	114	Osirus Mitchell vs Stephen F. Austin (Sept 1, 2018)
TD Receptions	2	Osirus Mitchell vs Stephen F. Austin (Sept 1, 2018)
Long Reception	84	Osirus Mitchell vs Stephen F. Austin (Sept 1, 2018)
Field Goals	1	Jace Christmann at Kansas State (Sept 8, 2018)
Long Field Goal	30	Jace Christmann at Kansas State (Sept 8, 2018)
Punts	3	Tucker Day vs Stephen F. Austin (Sept 1, 2018)
Punting Avg	41.0	Tucker Day vs Stephen F. Austin (Sept 1, 2018)
Long Punt	48	Tucker Day vs Stephen F. Austin (Sept 1, 2018)
Punts inside 20	1	Tucker Day vs Stephen F. Austin (Sept 1, 2018)
Long Punt Return	22	Keith Mixon vs Stephen F. Austin (Sept 1, 2018)
Long Kickoff Return	40	Brian Cole vs Stephen F. Austin (Sept 1, 2018)
Tackles	8	Johnathan Abram vs Stephen F. Austin (Sept 1, 2018)
	8	Johnathan Abram at Kansas State (Sept 8, 2018)
Sacks	2.0	Montez Sweat vs Stephen F. Austin (Sept 1, 2018)
Tackles For Loss	3.5	Montez Sweat vs Stephen F. Austin (Sept 1, 2018)
	3.5	Jeffery Simmons vs Stephen F. Austin (Sept 1, 2018)
Interceptions	1	C.J. Morgan vs Stephen F. Austin (Sept 1, 2018)
	1	Erroll Thompson at Kansas State (Sept 8, 2018)

2018 Mississippi State Football
Mississippi State Game Superlatives (as of Sep 08, 2018)
All games

TEAM GAME HIGHS

Rushes	39	at Kansas State (Sept 8, 2018)
Yards Rushing	384	at Kansas State (Sept 8, 2018)
Yards Per Rush	9.8	at Kansas State (Sept 8, 2018)
TD Rushes	4	vs Stephen F. Austin (Sept 1, 2018)
Pass attempts	34	vs Stephen F. Austin (Sept 1, 2018)
Pass completions	15	vs Stephen F. Austin (Sept 1, 2018)
Yards Passing	398	vs Stephen F. Austin (Sept 1, 2018)
Yards Per Pass	11.7	vs Stephen F. Austin (Sept 1, 2018)
TD Passes	5	vs Stephen F. Austin (Sept 1, 2018)
Total Plays	71	vs Stephen F. Austin (Sept 1, 2018)
Total Offense	618	vs Stephen F. Austin (Sept 1, 2018)
Yards Per Play	8.7	vs Stephen F. Austin (Sept 1, 2018)
Points	63	vs Stephen F. Austin (Sept 1, 2018)
Sacks By	4	vs Stephen F. Austin (Sept 1, 2018)
	4	at Kansas State (Sept 8, 2018)
First Downs	25	vs Stephen F. Austin (Sept 1, 2018)
Penalties	11	at Kansas State (Sept 8, 2018)
Penalty Yards	84	at Kansas State (Sept 8, 2018)
Turnovers	1	at Kansas State (Sept 8, 2018)
Interceptions By	1	vs Stephen F. Austin (Sept 1, 2018)
	1	at Kansas State (Sept 8, 2018)
Punts	3	vs Stephen F. Austin (Sept 1, 2018)
Punting Avg	41.0	vs Stephen F. Austin (Sept 1, 2018)
Long Punt	48	vs Stephen F. Austin (Sept 1, 2018)
Punts inside 20	1	vs Stephen F. Austin (Sept 1, 2018)
Long Punt Return	22	vs Stephen F. Austin (Sept 1, 2018)

2018 Mississippi State Football
Mississippi State Game Superlatives (as of Sep 08, 2018)
All games

OPPONENT INDIVIDUAL GAME HIGHS

Rushes	17	Barnes, Alex, at Kansas State (Sept 8, 2018)
Yards Rushing	75	Barnes, Alex, at Kansas State (Sept 8, 2018)
Long Rush	18	Jae'Lo Oglesby, vs Stephen F. Austin (Sept 1, 2018)
Pass attempts	27	Foster Sawyer, vs Stephen F. Austin (Sept 1, 2018)
Pass completions	10	Foster Sawyer, vs Stephen F. Austin (Sept 1, 2018)
Yards Passing	147	Foster Sawyer, vs Stephen F. Austin (Sept 1, 2018)
TD Passes	1	Thompson, S., at Kansas State (Sept 8, 2018)
Long Pass	26	Foster Sawyer, vs Stephen F. Austin (Sept 1, 2018)
Receptions	5	Tamrick Pace, vs Stephen F. Austin (Sept 1, 2018)
Yards Receiving	73	Tamrick Pace, vs Stephen F. Austin (Sept 1, 2018)
TD Receptions	1	Schoen, Dalton, at Kansas State (Sept 8, 2018)
Long Reception	26	Allen Arclies, vs Stephen F. Austin (Sept 1, 2018)
Field Goals	2	Storm Ruiz, vs Stephen F. Austin (Sept 1, 2018)
Long Field Goal	36	Storm Ruiz, vs Stephen F. Austin (Sept 1, 2018)
Punts	9	Caleb Lewallen, vs Stephen F. Austin (Sept 1, 2018)
Punting Avg	42.7	Hicks, Andrew, at Kansas State (Sept 8, 2018)
Long Punt	47	Hicks, Andrew, at Kansas State (Sept 8, 2018)
Punts inside 20	2	Caleb Lewallen, vs Stephen F. Austin (Sept 1, 2018)
	2	Rodriguez, B., at Kansas State (Sept 8, 2018)
Long Kickoff Return	37	Shelley, Duke, at Kansas State (Sept 8, 2018)
Tackles	7	Lawren Ghansah, vs Stephen F. Austin (Sept 1, 2018)
	7	Trenton Gordon, vs Stephen F. Austin (Sept 1, 2018)
	7	Bert Morris, vs Stephen F. Austin (Sept 1, 2018)
Tackles For Loss	1.0	Teddy Britton, vs Stephen F. Austin (Sept 1, 2018)
	1.0	Walker, Reggie, at Kansas State (Sept 8, 2018)
Interceptions	1	Hubert, Wyatt, at Kansas State (Sept 8, 2018)

2018 Mississippi State Football
Mississippi State Game Superlatives (as of Sep 08, 2018)
All games

OPPONENT TEAM GAME HIGHS

Rushes	41	vs Stephen F. Austin (Sept 1, 2018)
Yards Rushing	113	at Kansas State (Sept 8, 2018)
Yards Per Rush	3.2	at Kansas State (Sept 8, 2018)
Pass attempts	37	vs Stephen F. Austin (Sept 1, 2018)
Pass completions	15	vs Stephen F. Austin (Sept 1, 2018)
Yards Passing	177	vs Stephen F. Austin (Sept 1, 2018)
Yards Per Pass	4.8	vs Stephen F. Austin (Sept 1, 2018)
TD Passes	1	at Kansas State (Sept 8, 2018)
Total Plays	78	vs Stephen F. Austin (Sept 1, 2018)
Total Offense	254	vs Stephen F. Austin (Sept 1, 2018)
Yards Per Play	3.8	at Kansas State (Sept 8, 2018)
Points	10	at Kansas State (Sept 8, 2018)
First Downs	16	vs Stephen F. Austin (Sept 1, 2018)
Penalties	9	vs Stephen F. Austin (Sept 1, 2018)
Penalty Yards	56	vs Stephen F. Austin (Sept 1, 2018)
Turnovers	1	vs Stephen F. Austin (Sept 1, 2018)
	1	at Kansas State (Sept 8, 2018)
Interceptions By	1	at Kansas State (Sept 8, 2018)
Punts	10	vs Stephen F. Austin (Sept 1, 2018)
Punting Avg	39.7	at Kansas State (Sept 8, 2018)
Long Punt	47	at Kansas State (Sept 8, 2018)
Punts inside 20	3	at Kansas State (Sept 8, 2018)

				Times In RZ	Times Scored	Total Pts	TDs	Rush TDs	Pass TDs	FGs Made	Failed to score inside RZ					
Date	Opponent	Score									FGA	Down	Int	Fumb	Half	Game
Sept 1, 2018	STEPHEN F. AUSTIN	W	63-6	2	2	6	0	0	0	2	0	0	0	0	0	0
Sept 8, 2018	at Kansas State	W	31-10	1	1	3	0	0	0	1	0	0	0	0	0	0
Totals				3	3	9	0	0	0	3	0	0	0	0	0	0
3 of 3 (100.0%)																

2018 Mississippi State Football
Mississippi State By-Quarter Statistics (as of Sep 08, 2018)
All games

3rd-Down Conversions

Date	Opponent	Score	Overall	1st Qtr	2nd Qtr	3rd Qtr	4th Qtr	Overtime
Sept 1, 2018	STEPHEN F. AUSTIN	W 63-6	7-13 53.8	1-2 50.0	3-4 75.0	0-3 0.0	3-4 75.0	
Sept 8, 2018	at Kansas State	W 31-10	7-12 58.3	2-4 50.0	1-2 50.0	1-2 50.0	3-4 75.0	
	Mississippi State		14-25 56.0	3-6 50.0	4-6 66.7	1-5 20.0	6-8 75.0	0-0 0.0
	Opponents		6-30 20.0	2-9 22.2	2-7 28.6	2-9 22.2	0-5 0.0	0-0 0.0

4th-Down Conversions

Date	Opponent	Score	Overall	1st Qtr	2nd Qtr	3rd Qtr	4th Qtr	Overtime
Sept 1, 2018	STEPHEN F. AUSTIN	W 63-6	1-2 50.0	0-0 0.0	1-1 100.0	0-0 0.0	0-1 0.0	
Sept 8, 2018	at Kansas State	W 31-10	0-1 0.0	0-0 0.0	0-1 0.0	0-0 0.0	0-0 0.0	
	Mississippi State		1-3 33.3	0-0 0.0	1-2 50.0	0-0 0.0	0-1 0.0	0-0 0.0
	Opponents		1-3 33.3	0-0 0.0	1-1 100.0	0-0 0.0	0-2 0.0	0-0 0.0

Time of Possession

Date	Opponent	Score	Overall	1st Qtr	2nd Qtr	3rd Qtr	4th Qtr	Overtime
Sept 1, 2018	STEPHEN F. AUSTIN	W 63-6	28:44	4:56	8:03	6:14	9:31	
Sept 8, 2018	at Kansas State	W 31-10	30:34	8:47	3:55	7:24	10:28	
	Mississippi State	Total	59:18	13:43	11:58	13:38	19:59	0:00
		Avg.	29:39	6:51	5:59	6:49	9:59	0:00
	Opponents	Total	60:42	16:17	18:02	16:22	10:01	0:00
		Avg.	30:21	8:08	9:01	8:11	5:00	0:00

2018 MISSISSIPPI STATE ROSTER

No.	Name	Pos.	Ht.	Wt.	Cl.	Exp.	Hometown (Previous School)
1	Stephen Guidry	WR	6-4	190	Jr.	JC	New Roads, La. (Hinds CC)
2	Jamal Peters	CB	6-2	220	Sr.	3L	Bassfield, Miss. (Bassfield)
3	Cameron Dantzler	CB	6-2	175	So.	1L	Hammond, La. (St. Thomas Aquinas)
3	Devonta Jason	WR	6-3	220	Fr.	HS	New Orleans, La. (Landry-Walker)
4	Gerri Green	DE	6-4	255	Sr.	3L	Greenville, Miss. (Greenville Weston)
4	Deddrick Thomas	WR	5-9	190	Jr.	2L	Memphis, Tenn. (Memphis Central)
5	Chauncey Rivers	DE	6-3	275	Jr.	RS	Stone Mountain, Ga. (East Mississippi CC)
6	Willie Gay Jr.	LB	6-2	235	So.	1L	Starkville, Miss. (Starkville)
7	Nick Fitzgerald	QB	6-5	230	Sr.	3L	Richmond Hill, Ga. (Richmond Hill)
7	Marcus Murphy	S	6-1	195	Fr.	HS	West Point, Miss. (West Point)
8	Kylin Hill	RB	5-11	215	So.	1L	Columbus, Miss. (Columbus)
8	Maurice Smitherman	CB	5-10	190	Jr.	2L	Adamsville, Ala. (Minor)
9	Malik Dear	WR	5-9	225	Jr.	2L	Jackson, Miss. (Murrach)
9	Montez Sweat	DE	6-6	245	Sr.	1L	Stone Mountain, Ga. (Copiah-Lincoln CC)
10	Leo Lewis	LB	6-2	240	Jr.	2L	Brookhaven, Miss. (Brookhaven)
10	Keytaon Thompson	QB	6-4	225	So.	1L	New Orleans, La. (Landry-Walker)
11	Jaquarius Landrews	S	6-0	190	Jr.	RS	Summit, Miss. (Copiah-Lincoln CC)
11	Geor'quarius Spivey	TE	6-5	250	Fr.	HS	Monroe, La. (Richwood)
12	Rip Kirk	QB	6-3	240	Jr.	RS	Hattiesburg, Miss. (Itawamba CC)
12	Shawn Preston Jr.	S	6-0	200	Fr.	HS	St. James, La. (St. James)
13	Travis O'Connor	WR	6-2	205	So.	SQ	Kenner, La. (John Curtis)
13	Tyler Williams	CB	6-2	175	RFr.	RS	Oxford, Miss. (Lafayette)
14	Jalen Mayden	QB	6-2	220	Fr.	HS	Sachse, Texas (Sachse)
14	Nathaniel Watson	LB	6-2	230	Fr.	HS	Maplesville, Ala. (Maplesville)
16	Korey Charles	WR	5-10	180	So.	1L	Miami, Fla. (North Florida Christian)
16	TJ McMahon	QB	5-11	195	Fr.	HS	Anaheim, Calif. (Servite)
17	Logan Burnett	QB	6-2	200	So.	SQ	Pelham, Ala. (Bessemer Academy)
17	Aaron Odom	DE	6-3	265	RFr.	RS	Jackson, Miss. (Callaway)
18	Aaron Brule	LB	6-1	225	Fr.	HS	Metairie, La. (Archbishop Rummel)
18	Cameron Gardner	WR	6-4	215	Fr.	HS	Starkville, Miss. (Starkville)
19	Stephen Adegoke	S	6-0	210	Sr.	SQ	Snellville, Ga. (San Diego Mesa College)
20	Taury Dixon	CB	5-9	165	So.	RS	Madison, Miss. (East Mississippi CC)
21	Nick Gibson	RB	5-11	215	Jr.	2L	Birmingham, Ala. (Pinson Valley)
21	Jaylon Reed	CB	6-0	185	Fr.	HS	Olive Branch, Miss. (Olive Branch)
23	Raymond Freeman	LS	6-1	210	RFr.	RS	Cantonment, Fla. (J.M. Tate Senior)
23	Keith Mixon	WR	5-8	185	Jr.	2L	Birmingham, Ala. (Shades Valley)
24	Chris Rayford	CB	6-0	200	Sr.	3L	Byhalia, Miss. (Byhalia)
25	Somon Anderson	CB	6-0	200	So.	SQ	New Orleans, La. (Brother Martin)
25	Brad Cumbest	TE	6-5	245	Fr.	HS	Hurley, Miss. (East Central)
26	Jordan Lawless	K	6-0	190	So.	RS	Lindale, Texas (Tyler [Texas] JC)
26	Alec Murphy	LB	6-0	235	Jr.	SQ	Nixa, Mo. (Nixa)
26	Aeris Williams	RB	6-1	215	Sr.	3L	West Point, Miss. (West Point)
27	Esaias Furdge	CB	5-11	170	Fr.	HS	Clarksdale, Miss. (Clarksdale)
27	Kody Schexnayder	P	5-10	195	Jr.	1L	River Ridge, La. (John Curtis)
28	Londyn Craft	S	6-0	195	RFr.	RS	Rio Rancho, N.M. (IMG Academy)
28	Dontavian Lee	RB	6-1	230	Sr.	3L	Hattiesburg, Miss. (Forrest County Agricultural)
29	C.J. Morgan	S	6-0	200	So.	1L	Bossier City, La. (Parkway)
30	Sh'mar Kilby-Lane	LB	6-2	230	Jr.	JC	Hollywood, Fla. (Copiah-Lincoln CC)
30	Dan Mills	K	6-0	190	RFr.	RS	Canton, Ohio (Central Catholic)
32	Brian Cole	S	6-2	210	Jr.	RS	Saginaw, Mich. (East. Mississippi CC)
33	Robert Rivers	RB	5-11	210	Fr.	HS	Ocala, Fla. (Trinity Catholic)
33	Joshua Short	S	5-10	175	Fr.	HS	Flowood, Miss. (Flowood)
34	Cory Thomas	DT	6-5	310	Sr.	3L	Bessemer, Ala. (McAdory)
35	Landon Guidry	S	6-0	195	RFr.	RS	Spring Hill, Tenn. (Independence)
38	Johnathan Abram	S	6-0	215	Sr.	1L	Columbia, Miss. (Jones County JC)
38	Cason Grant	WR	5-11	175	Fr.	HS	Abilene, Texas (Wylie)
39	Nathan Swanson	LS	6-5	230	So.	SQ	Norcross, Ga. (Norcross)
40	Erroll Thompson	LB	6-1	250	So.	1L	Florence, Ala. (Florence)
41	Mark McLaurin	S	6-2	215	Sr.	3L	Collins, Miss. (Collins)
42	Tucker Day	P/K	6-0	205	So.	SQ	Brentwood, Tenn. (Brentwood)
42	Marquiss Spencer	DE	6-4	285	Jr.	2L	Greenwood, Miss. (Greenwood)
43	Fletcher Adams	DE	6-2	265	Jr.	2L	Brandon, Miss. (Brandon)
44	Jett Johnson	LB	6-2	235	Fr.	HS	Tupelo, Miss. (Tupelo)
45	Devon Robinson	DT	6-4	275	Fr.	HS	Memphis, Tenn. (Whitehaven)
No.	Name	Pos.	Ht.	Wt.	Cl.	Exp.	Hometown (Previous School)

47	Jace Christmann	K	6-0	200	So.	1L	Houston, Texas (Memorial)
48	Scott Goodman	K	5-10	200	Fr.	HS	Brandon, Miss. (Brandon)
48	Chris Redmon	LB	6-0	225	So.	SQ	Fayetteville, Ark. (Fayetteville)
49	Aadreekis Conner	S	6-2	205	RFr.	RS	Port Gibson, Miss. (Port Gibson)
50	Tim Washington	LB	6-3	230	Jr.	2L	Yazoo City, Miss. (Yazoo City)
51	R.J. Jennings	LB	6-0	235	So.	RS	Birmingham, Ala. (Briarwood Christian)
51	Stewart Reese	OL	6-5	340	So.	1L	Fort Pierce, Fla. (Fort Pierce Central)
52	Kobe Jones	DE	6-4	270	So.	1L	Starkville, Miss. (Starkville)
53	Cameron Miller	LB	6-0	220	So.	SQ	Odessa, Fla. (Sickles)
54	Fabien Lovett	DE	6-4	335	Fr.	HS	Olive Branch, Miss. (Olive Branch)
54	Blake Mitchell	OL	6-0	315	So.	SQ	Brentwood, Tenn. (Ensworth)
55	Greg Eiland	OL	6-8	335	So.	1L	Philadelphia, Miss. (Philadelphia)
56	Dareuan Parker	OL	6-4	325	So.	1L	Olive Branch, Miss. (DeSoto Central)
57	John Garner	DE	6-4	230	Fr.	HS	Ridgeland, Miss. (St. Andrew's Episcopal)
58	Tyler Dunning	LB	6-1	230	RFr.	RS	Fort Lauderdale, Fla. (St. Thomas Aquinas)
58	Kameron Jones	OL	6-5	315	Fr.	HS	Starkville, Miss. (Starkville)
61	Deion Calhoun	OL	6-3	320	Sr.	3L	Pleasant Grove, Ala. (Restoration Academy)
62	Matt Stanic	OL	6-4	345	Jr.	SQ	Madison, Miss. (Madison Central)
64	Marlon Reese	OL	6-4	280	Sr.	TR	Columbia, S.C. (Glenville State)
65	Sherman Timbs	DT	6-2	260	RFr.	RS	Indianola, Miss. (Indianola Academy)
66	Joel Baldwin	LS	6-3	230	Sr.	SQ	Tupelo, Miss. (Tupelo)
67	Paul Blackwell	LS	5-9	200	Jr.	JC	Pascagoula, Miss. (Miss. Gulf Coast CC)
69	Kwatrivous Johnson	OL	6-7	355	Fr.	HS	Greenwood, Miss. (Greenwood)
70	Tommy Champion	OL	6-5	315	Jr.	RS	Jackson, Miss. (Copiah-Lincoln CC)
73	Darryl Williams	OL	6-2	310	Jr.	1L	Bessemer, Ala. (Bessemer City)
74	Elgton Jenkins	OL	6-4	310	Sr.	3L	Clarksdale, Miss. (Clarksdale)
75	Michael Story	OL	6-4	310	Jr.	2L	Ripley, Miss. (Ripley)
77	Cordavien Suggs	OL	6-6	300	RFr.	RS	Jackson, Miss. (Fletcher)
78	Tyre Phillips	OL	6-5	340	Jr.	RS	Grenada, Miss. (East Mississippi CC)
79	Evans Wilkerson	OL	6-5	310	Jr.	2L	Ridgeland, Miss. (Jackson Academy)
80	Christian Roberson	TE	6-5	255	So.	SQ	Atlanta, Ga. (McEachern)
81	Justin Johnson	TE	6-3	245	Sr.	3L	Birmingham, Ala. (Hoover)
82	Farrod Green	TE	6-4	240	Jr.	2L	Wesson, Miss. (Wesson Attendance Center)
84	Jaden Crumedy	DE	6-5	295	Fr.	HS	Hattiesburg, Miss. (Oak Grove)
84	Dontea Jones	TE	6-4	250	So.	SQ	McCool, Miss. (Jireh (N.C.) Prep)
85	Austin Williams	WR	6-3	205	RFr.	RS	Ocean Springs, Miss. (Ocean Springs)
86	Jesse Jackson	WR	6-2	215	Sr.	3L	Petal, Miss. (Petal)
87	Osirus Mitchell	WR	6-5	210	So.	1L	Sarasota, Fla. (Booker)
88	Powers Warren	TE	6-3	240	RFr.	RS	Minnetonka, Minn. (Minnetonka Senior)
89	Vincent Taylor	WR	5-10	190	So.	SQ	Memphis, Tenn. (Ridgeway)
90	Grant Harris	DT	6-3	290	Sr.	1L	Bolton, Miss. (Clinton)
91	James Jackson	DT	6-3	330	RFr.	RS	Pascagoula, Miss. (Pascagoula)
92	Kendell Jones	DT	6-4	290	Jr.	1L	Pinson, Ala. (Clay-Chalkville)
93	Tyler Smith	K	5-11	175	So.	TR	Coppell, Texas (Hardin-Simmons)
93	Cameron Young	DT	6-3	305	Fr.	HS	Crosby, Miss. (Franklin County)
94	Jeffery Simmons	DT	6-4	300	Jr.	2L	Macon, Miss. (Noxubee County)
95	Braxton Hoyett	DT	6-3	310	Sr.	2L	Pelham, Ala. (Pelham)
96	Tre Brown	DT	6-4	315	Sr.	1L	Ackerman, Miss. (Copiah-Lincoln CC)
97	Lee Autry	DT	6-2	310	Jr.	RS	Albemarle, N.C. (Itawamba CC)
98	Joseph Garner	LB	6-3	235	Fr.	HS	Ridgeland, Miss. (St. Andrew's Episcopal)

PRONUNCIATION GUIDE

3	Devonta Jason	DUH-vahn-tay
4	Gerri Green	GAIR-ee
4	Deddrick Thomas	rhymes with red
9	Malik Dear	MUH-leek
10	Keytaon Thompson	KEY-tahn
11	Jaquarius Landrews	JUH-quair-ee-us
11	Geor'quarius Spivey	JUH-quair-ee-us
18	Aaron Brule	BREW-lay
19	Stephen Adegoke	AH-duh-go-kay
22	Aeris Williams	AIR-us
27	Esaias Furdge	ee-ZAH-yahs
27	Kody Schexnayder	SHEX-nye-dur

40	Erroll Thompson	AIR-uhl
47	Jace Christmann	Christ-man
55	Greg Eiland	rhymes with island
56	Dareuan Parker	DAIR-e-uhn
69	Kwatrivous Johnson	KWAH-tray-vee-us
74	Elgton Jenkins	EL-tuhn (silent g)
77	Cordavien Suggs	COR-day-vee-uhn
78	Tyre Phillips	TYE-ree
80	Christian Roberson	ROH-ber-suhn
82	Farrod Green	FUH-rahd
84	Dontea Jones	DAHN-tay
87	Osirus Mitchell	O-sye-rus

2018 MISSISSIPPI STATE COACHES

ON THE FIELD



JOE MOORHEAD
Head Coach
First Season



BRIAN BAKER
Defensive Line
Third Season



TERRELL BUCKLEY
Cornerbacks
Third Season



LUKE GETSY
Offensive Coordinator/
Wide Receivers
First Season



CHARLES HUFF
Asst. HC/Run Game Coord./RBs
First Season



MARCUS JOHNSON
Offensive Line
First Season



JOEY JONES
Special Teams Coordinator
First Season



TEM LUKABU
Linebackers
First Season

IN THE BOOTH



ANDREW BREINER
Pass Game Coordinator/QBs
First Season



MARK HUDSPETH
Assoc. HC/Tight Ends
Third Season



BOB SHOOP
Defensive Coordinator/
Safeties
First Season



JOHNATHAN ABRAM

38

Safety • 6-0 • 215 • 1L • Senior
Columbia, Miss. (Jones County JC)

ABRAM'S QUICK HITS

- Opened senior campaign with a team-leading eight tackles vs. Stephen F. Austin (9/1)
- Led Bulldogs in total tackles for second consecutive week with eight tackles, including seven solo stops, at Kansas State (9/8)
- Made at least five tackles in 11 of his 15 appearances as a Bulldog
- Came to MSU as the No. 1 junior college safety prior to beginning career at Georgia

ABRAM'S CAREER STATS

YEAR	G/GS	TT	UA	A	TFL-YDS	SCK-YDS	FF/FR	PBU	INT-YDS
2017	13/7	71	43	28	5.0-25	2.0-18	2/0	5	0-0
2018	2/2	16	12	4	0.5-2	0.0-0	0/0	0	0-0
TOTAL	15/9	87	55	32	5.5-27	2.0-18	2/0	5	0-0

ABRAM'S 2018 GAME-BY-GAME STATS

OPPONENT	TT	UA	A	TFL-YDS	SCK-YDS	FF/FR	PBU	INT-YDS
Stephen F. Austin*	8	5	3	0.5-2	0.0-0	0/0	0	0-0
at Kansas State*	8	7	1	0.0-0	0.0-0	0/0	0	0-0
TOTAL	16	12	4	0.5-2	0.0-0	0/0	0	0-0



LEE AUTRY

97

Defensive Tackle • 6-2 • 310 • 2L • Junior
Albemarle, N.C. (Itawamba [MS] CC)

AUTRY'S QUICK HITS

- Made MSU debut versus Stephen F. Austin (9/1) and recorded three tackles
- Redshirted in 2017 after spending two seasons at Itawamba Community College
- Rated No. 2 JUCO defensive tackle by ESPN
- Brother is current Indianapolis Colt and former MSU defensive lineman Denico Autry (2012-13)

AUTRY'S CAREER STATS

YEAR	G/GS	TT	UA	A	TFL-YDS	SCK-YDS	FF/FR	PBU	INT-YDS
2018	2/0	3	1	2	0.0-0	0.0-0	0/0	0	0-0
TOTAL	2/0	3	1	2	0.0-0	0.0-0	0/0	0	0-0

AUTRY'S 2018 GAME-BY-GAME STATS

OPPONENT	TT	UA	A	TFL-YDS	SCK-YDS	FF/FR	PBU	INT-YDS
Stephen F. Austin	3	1	2	0.0-0	0.0-0	0/0	0	0-0
at Kansas State	0	0	0	0.0-0	0.0-0	0/0	0	0-0
TOTAL	3	1	2	0.0-0	0.0-0	0/0	0	0-0



FLETCHER ADAMS

43

Defensive End • 6-2 • 265 • 2L • Junior
Brandon, Miss. (Brandon)

ADAMS' QUICK HITS

- Played 26 career games with six starts
- Made a tackle in 24 of his 26 total appearances as a Bulldog
- Recorded three solo tackles at Kansas State (9/8) and set a career high with a sack for a loss of eight yards
- Has two brothers, Tyler, who played basketball at Georgetown, and Nelson, a former teammate at Mississippi State

ADAMS' CAREER STATS

YEAR	G/GS	TT	UA	A	TFL-YDS	SCK-YDS	FF/FR	PBU	INT-YDS
2016	11/0	16	12	4	0.5-2	0.0-0	0/0	0	0-0
2017	13/6	26	9	17	3.5-15	0.5-2	1/0	1	0-0
2018	2/0	5	3	2	1.0-8	1.0-8	0/0	0	0-0
TOTAL	26/6	47	24	23	5.0-25	1.5-10	1/0	1	0-0

ADAMS' 2018 GAME-BY-GAME STATS

OPPONENT	TT	UA	A	TFL-YDS	SCK-YDS	FF/FR	PBU	INT-YDS
Stephen F. Austin	2	0	2	0.0-0	0.0-0	0/0	0	0-0
at Kansas State	3	3	0	1.0-8	1.0-8	0/0	0	0-0
TOTAL	5	3	2	1.0-8	1.0-8	0/0	0	0-0



TRE BROWN

96

Defensive Tackle • 6-4 • 315 • 1L • Senior
Ackerman, Miss. (Copiah-Lincoln [MS] CC)

BROWN'S QUICK HITS

- Recorded at least one tackle in 11 of 15 games as a Bulldog
- Came to MSU as one of the nation's top junior college defensive lineman after playing two seasons at Copiah-Lincoln

BROWN'S CAREER STATS

YEAR	G/GS	TT	UA	A	TFL-YDS	SCK-YDS	FF/FR	PBU	INT-YDS
2017	13/0	16	7	9	2.5-6	0.0-0	1/1	0	0-0
2018	2/0	3	1	2	0.0-0	0.0-0	0/0	0	0-0
TOTAL	15/0	19	8	11	2.5-6	0.0-0	1/1	0	0-0

BROWN'S 2018 GAME-BY-GAME STATS

OPPONENT	TT	UA	A	TFL-YDS	SCK-YDS	FF/FR	PBU	INT-YDS
Stephen F. Austin	2	1	1	0.0-0	0.0-0	0/0	0	0-0
at Kansas State	1	0	1	0.0-0	0.0-0	0/0	0	0-0
TOTAL	3	1	2	0.0-0	0.0-0	0/0	0	0-0



JACE CHRISTMANN

47

Kicker • 6-0 • 200 • 1L • Sophomore
Houston, Texas (Memorial)

CHRISTMANN'S QUICK HITS

- Walk-on who turned in an impressive debut performance en route to 2017 Freshman All-American (FWAA) and SEC All-Freshman Team honors
- Serves as MSU's primary place kicker
- Named to 2018 Lou Groza Award Watch List
- Connected on 13 of 17 field goal attempts with a career long of 45 yards
- Perfect 52 of 52 on PATs in his career

* Enters the third week of the season 1 of 3 on field goal attempts and 10 of 10 on PATs

CHRISTMANN'S FIELD GOAL BREAKDOWN

YEAR	1-19	20-29	30-39	40-49	50+	LG	BLK
2017	0-0	6-6	3-3	3-5	0-0	45	0
2018	0-0	0-0	1-1	0-2	0-0	0	0
TOTAL	0-0	6-6	4-4	3-7	0-0	45	0

CHRISTMANN'S 2018 FIELD GOAL SEQUENCE

OPPONENT	MADE	MISSED
Stephen F. Austin	N/A	40
at Kansas State	30	44



JAMAL COUCH

6

Wide Receiver • 6-4 • 225 • 2L • Junior
Phenix, Ala. (Central)

COUCH'S QUICK HITS

- Averaged 19.1 yards per catch and found the end zone twice in 2017
- 14 of his 18 career catches have resulted in a first down
- Made jersey switch from No. 17 to No. 6 in the spring of 2018

COUCH'S CAREER STATS

YEAR	G/GS	NO.	YDS	AVG.	TD	LP/OPPONENT
2016	11/0	8	113	14.1	0	26/AUBURN
2017	13/1	10	191	19.1	2	32/BYU
2018	0/0	0	0	0.0	0	---
TOTAL	24/1	18	304	16.9	2	32/BYU

COUCH'S 2018 GAME-BY-GAME STATS

OPPONENT	NO.	YDS	AVG.	TD
Stephen F. Austin	---	DNP---		
at Kansas State	---	DNP---		
TOTAL	0	0	0.0	0



BRIAN COLE

32

Safety • 6-2 • 210 • RS • Junior
Saginaw, Mich. (East Mississippi CC)

COLE'S QUICK HITS

- Recorded at least one tackle for loss in both of his appearances
- Primary kick returner for the Bulldogs and averaged 32 yards per return
- Made MSU debut with a start in the season opener versus Stephen F. Austin (9/1)
- Recorded two tackles, including a tackle for loss, against the Lumberjacks. Also saw special teams action with two kick returns for 59 yards
- Lone tackle at Kansas State (9/8) was his first sack as a Bulldog
- Redshirted in 2017 after seasons at EMCC and Michigan

COLE'S CAREER STATS

YEAR	G/GS	TT	UA	A	TFL-YDS	SCK-YDS	FF/FR	PBU	INT-YDS
2018	2/1	3	1	2	2.0-2	1.0-1	0/0	0	0-0
TOTAL	2/1	3	1	2	2.0-2	1.0-1	0/0	0	0-0

COLE'S KICK RETURN STATS

YEAR	G/GS	NO.	YDS	AVG	LG	TD
2018	2/1	3	96	32.0	40	0
TOTAL	2/1	3	96	32.0	40	0

COLE'S 2018 GAME-BY-GAME STATS

OPPONENT	TT	UA	A	TFL-YDS	SCK-YDS	FF/FR	PBU	INT-YDS
Stephen F. Austin*	2	0	2	1.0-1	0.0-0	0/0	0	0-0
at Kansas State	1	1	0	1.0-1	1.0-1	0/0	0	0-0
TOTAL	3	1	2	2.0-2	1.0-1	0/0	0	0-0



CAMERON DANTZLER

3

Cornerback • 6-2 • 175 • 1L • Sophomore
Hammond, La. (St. Thomas Aquinas)

DANTZLER'S QUICK HITS


- Appeared in 13 contests as a redshirt freshman in 2017 and earned a starting role over the course of spring and fall camps
- Made first collegiate start in MSU's season opener versus Stephen F. Austin (9/1), recording three tackles.
- Targeted seven times against SFA and only allowed one catch for five yards while recording a career-best three pass break-ups.

DANTZLER'S CAREER STATS

YEAR	G/GS	TT	UA	A	TFL-YDS	SCK-YDS	FF/FR	PBU	INT-YDS
2017	13/0	25	15	10	2.0-9	0.0-0	0/0	3	1-15
2018	2/2	4	3	1	0.0-0	0.0-0	0/0	4	0-0
TOTAL	15/2	29	18	11	2.0-9	0.0-0	0/0	7	1-15

DANTZLER'S 2018 GAME-BY-GAME STATS

OPPONENT	TT	UA	A	TFL-YDS	SCK-YDS	FF/FR	PBU	INT-YDS
Stephen F. Austin*	3	2	1	0.0-0	0.0-0	0/0	3	0-0
at Kansas State*	1	1	0	0.0-0	0.0-0	0/0	1	0-0
TOTAL	4	3	1	0.0-0	0.0-0	0/0	4	0-0



TUCKER DAY
42

Punter/Kicker • 6-0 • 205 • IL • Sophomore
Brentwood, Tenn. (Brentwood)

DAY'S QUICK HITS

- Versatile specialist that will serve as MSU's primary punter in 2018
- No. 1 punter out of high school according to Chris Sailer Kicking
- Attempted the first punts of his career in MSU's season opener versus Stephen F. Austin (9/1)
- Punted three times against the Lumberjacks for 123 total yards (41.0 avg.) and booted a long of 48 yards

DAY'S CAREER PUNTING STATS

YEAR	G	NO.	YARDS	LG	AVG	120	50+
2017	2	0	0	0	0.0	0	0
2018	2	4	157	48	39.3	1	0
TOTAL	4	4	157	48	39.3	1	0



MALIK DEAR
9

Wide Receiver • 5-9 • 225 • 2L • Junior
Jackson, Miss. (Murrah)

DEAR'S QUICK HITS

- Nickname is "Weeble"
- Veteran wide receiver that was a starter in 2016
- Looking to make his return to the field after missing last season after suffering an ACL injury during spring practices in March of 2017
- Played in 23 career games and accounted for six touchdowns

DEAR'S CAREER RECEIVING STATS

YEAR	G/GS	NO.	YDS	AVG.	TD	LP/OPPONENT
2015	11/0	22	217	9.9	2	27/LA TECH
2016	12/9	23	264	11.5	2	33/SAMFORD
2018	0/0	0	0	0.0	0	---
TOTAL	23/9	45	481	10.7	4	33/SAMFORD

DEAR'S CAREER RUSHING STATS

YEAR	G/GS	NO.	YDS	AVG.	TD	LP/OPPONENT
2015	11/0	11	110	10.0	1	52/TEXAS A&M
2016	12/9	17	124	7.3	1	45/KENTUCKY
2018	0/0	0	0	0.0	0	---
TOTAL	23/9	28	234	8.4	2	52/TEXAS A&M

DEAR'S 2018 GAME-BY-GAME STATS

OPPONENT	NO.	YDS	AVG.	TD
Stephen F. Austin	---	---	---	---
at Kansas State	---	---	---	---
TOTAL	0	0	0.0	0



NICK FITZGERALD
7

Quarterback • 6-5 • 230 • 3L • Senior
Richmond Hill, Ga. (Richmond Hill)



FITZGERALD'S QUICK HITS

- Earned his degree in finance in December 2017
- Voted a 2018 team captain after spring game
- Preseason Third-Team All-SEC (Media) Selection
- Named to Maxwell Award, Davey O'Brien Award, Manning Award and Johnny Unitas Golden Arm Award watch lists
- Ranks second in SEC history behind only Florida's Tim Tebow (2,947) for career rushing yards by a quarterback
- Surpassed Dak Prescott as Mississippi State's all-time leader in quarterback rushing yards and ranks fifth in career rushing among all position players in MSU history with 2,645 career rushing yards.
- Rushed for over 100 yards in six of his last eight appearances
- Has thrown at least two touchdown passes in seven of the last 13 games he has played
- Made his 2018 season debut at Kansas State (9/8), returning to the field for the first time since suffering a broken ankle during the first quarter of the Egg Bowl (11/23/17)
- Rushed for 159 yards on 19 carries against the Wildcats for his 15th 100-yard rushing game of his career and the most rushing yards he had accumulates since picking up 258 yards on the ground during the 2016 Egg Bowl

FITZGERALD'S CAREER PASSING STATS

YEAR	G/GS	CMP	ATT	TD	PCT	YDS	INT
2015	8/0	11	14	3	.786	235	0
2016	13/13	196	361	21	.543	2423	10
2017	12/12	159	286	15	.556	1782	11
2018	1/1	11	27	2	.407	154	1
TOTALS	34/26	377	688	41	.548	4594	22

FITZGERALD'S CAREER RUSHING STATS

YEAR	G/GS	NO.	YDS	AVG.	TD
2015	8/0	23	127	5.5	3
2016	13/13	195	1375	7.1	16
2017	12/12	162	984	6.1	14
2018	1/1	19	159	8.4	0
TOTALS	34/26	399	2645	6.6	33

FITZGERALD'S CAREER TOTAL OFFENSE

YEAR	G/GS	RUSH	PASS	TOTAL	AVG./G
2015	8/0	127	235	362	45.4
2016	13/13	1375	2423	3798	292.2
2017	12/12	984	1782	2766	230.5
2018	1/1	159	154	313	313.0
TOTALS	34/26	2645	4594	7239	212.9

FITZGERALD'S 2018 GAME-BY-GAME STATS

OPPONENT	CMP	ATT	INT	PCT	YDS	TD	RSH	YDS	TD
Stephen F. Austin	---	---	---	---	DNP---	---	---	---	---
at Kansas State*	11	27	1	.407	154	2	19	159	0
TOTALS	11	27	1	.407	154	2	19	159	0



WILLIE GAY JR.

6

Linebacker • 6-2 • 235 • IL • Sophomore
Starkville, Miss. (Starkville)

GAY'S QUICK HITS

- A Starkville native that appeared in 15 total games
- Made at least one tackle in seven of his last eight appearances
- Earned first start of his career on the road at Kansas State (9/8)

GAY'S CAREER STATS

YEAR	G/GS	TT	UA	A	TFL-YDS	SCK-YDS	FF/FR	PBU	INT-YDS
2017	13/0	23	8	15	2.0-7	1.0-4	1/0	2	0-0
2018	2/1	3	0	3	0.0-0	0.0-0	0/0	0	0-0
TOTAL	15/1	26	8	18	2.0-7	1.0-4	1/0	2	0-0

GAY'S 2018 GAME-BY-GAME STATS

OPPONENT	TT	UA	A	TFL-YDS	SCK-YDS	FF/FR	PBU	INT-YDS
Stephen F. Austin	3	0	3	0.0-0	0.0-0	0/0	0	0-0
at Kansas State*	0	0	0	0.0-0	0.0-0	0/0	0	0-0
TOTAL	3	0	3	0.0-0	0.0-0	0/0	0	0-0



SCOTT GOODMAN

48

Kicker • 5-10 • 200 • HS • Freshman
Brandon, Miss. (Brandon)

GOODMAN'S QUICK HITS

- Preferred walk-on who turned down several scholarship offers to attend MSU
- Serves as MSU's primary specialist on kickoffs
- 5 of 16 kickoffs attempts have been touchbacks
- Made MSU's debut in the season opener versus Stephen F. Austin (9/1), totaling 643 yards on 10 attempts with four touchbacks

GOODMAN'S CAREER KICKOFF STATS

YEAR	G	NO.	YARDS	AVG	TB
2018	2	16	1007	62.9	5
TOTAL	2	16	1007	62.9	5



NICK GIBSON

21

Running Back • 5-11 • 215 • 2L • Junior
Birmingham, Ala. (Pinson Valley)

GIBSON'S QUICK HITS

- Appeared in all 18 career games and made his first collegiate start last season at Arkansas
- Two-time member of the SEC Academic Honor Roll

GIBSON'S CAREER RUSHING STATS

YEAR	G/GS	NO.	YDS	AVG.	TD	LP/OPPONENT
2016	3/0	9	57	6.3	0	14/SAMFORD
2017	13/1	45	239	5.3	1	39/GEORGIA
2018	2/0	5	35	7.0	0	20/SFA
TOTALS	18/1	59	331	5.6	1	39/GEORGIA

GIBSON'S CAREER RECEIVING STATS

YEAR	G/GS	NO.	YDS	AVG.	TD	LP/OPPONENT
2016	3/0	0	0	0.0	0	---
2017	13/1	3	25	8.3	0	12/TEXAS A&M
2018	2/0	2	18	9.0	0	9/SFA
TOTAL	18/1	5	43	8.6	0	12/TEXAS A&M

GIBSON'S 2018 RUSHING GAME-BY-GAME STATS

OPPONENT	NO.	YDS	AVG.	TD
Stephen F. Austin	2	21	10.5	0
at Kansas State	3	14	4.7	0
TOTAL	5	35	7.0	0

GIBSON'S 2018 RECEIVING GAME-BY-GAME STATS

OPPONENT	NO.	YDS	AVG.	TD
Stephen F. Austin	1	9	9.0	0
at Kansas State	1	9	9.0	0
TOTAL	2	18	9.0	0



FARROD GREEN

82

Tight End • 6-4 • 240 • 2L • Junior
Wesson, Miss. (Wesson Attendance Center)

GREEN'S QUICK HITS

- A key blocker during MSU's high-powered rushing attack
- Started 21 of 27 games played over career
- Averages 14.0 yards per catch

GREEN'S CAREER STATS

YEAR	G/GS	NO.	YDS	AVG.	TD	LP/OPPONENT
2016	12/8	11	121	11.0	1	18/ALABAMA
2017	13/13	9	174	19.3	0	62/CSU
2018	2/0	2	14	7.0	0	9/SFA
TOTAL	27/21	22	309	14.0	1	62/CSU

GREEN'S 2018 GAME-BY-GAME STATS

OPPONENT	NO.	YDS	AVG.	TD
Stephen F. Austin	1	9	9.0	0
at Kansas State	1	5	5.0	0
TOTAL	2	14	7.0	0



GERRI GREEN
4

Defensive End • 6-4 • 255 • 3L • Senior
Greenville, Miss. (Greenville)

GREEN'S QUICK HITS

- Nickname is "G4"
- Selected by his teammates as the 2018 defensive captain following the spring game
- Elected to the SEC Football Student-Athlete Leadership Council in back-to-back years in 2017 and 2018
- MSU's leader in community service and a candidate for the 2018 Wuerffel Trophy
- Recorded 133 total tackles as a Bulldog and has started 16 of 41 career games
- Forced six turnovers in his career: three forced fumbles and three interceptions

GREEN'S CAREER STATS

YEAR	G/GS	TT	UA	A	TFL-YDS	SCK-YDS	FF/FR	PBU	INT-YDS
2015	13/1	49	20	29	2.5-9	0-0-0	0/0	1	2-0
2016	13/0	43	18	25	0.5-2	0-0-0	0/1	1	0-0
2017	13/13	38	13	25	11.0-35	5.0-22	3/1	3	1-84
2018	2/2	3	1	2	1.5-6	1.0-6	0/0	0	0-0
TOTAL	41/16	133	52	81	15.5-52	6.0-28	3/2	5	3-84

GREEN'S 2018 GAME-BY-GAME STATS

OPPONENT	TT	UA	A	TFL-YDS	SCK-YDS	FF/FR	PBU	INT-YDS
Stephen F. Austin*	3	1	2	1.5-6	1.0-6	0/0	0	0-0
at Kansas State*	0	0	0	0.0-0	0.0-0	0/0	0	0-0
TOTAL	3	1	2	1.5-6	1.0-6	0/0	0	0-0



STEPHEN GUIDRY
1

Wide Receiver • 6-4 • 190 • JC • Junior
New Roads, La. (Hinds CC)

GUIDRY'S QUICK HITS

- Made his MSU's debut as a starter in the season opener versus Stephen F. Austin (9/1), collecting one reception for 39 yards
- Turned in first multi-reception game as a Bulldog at Kansas State (9/8) with two receptions for a career-high 42 yards
- No. 1 JUCO wide receiver in American and is a consensus four-star prospect

GUIDRY'S CAREER STATS

YEAR	G/GS	NO.	YDS	AVG.	TD	LP/OPPONENT
2018	2/2	3	81	27.0	0	39/SFA
TOTAL	2/2	3	81	27.0	0	39/SFA

GUIDRY'S 2018 GAME-BY-GAME STATS

OPPONENT	NO.	YDS	AVG.	TD
Stephen F. Austin*	1	39	39.0	0
at Kansas State*	2	42	21.0	0
TOTAL	3	81	27.0	0



GRANT HARRIS
90

Defensive Tackle • 6-3 • 290 • 1L • Senior
Bolton, Miss. (Clinton)

HARRIS' QUICK HITS

- Veteran defensive tackle that has played in 26 career games
- Tied career high with two tackles in season opener versus Stephen F. Austin (9/1)
- His father, Reggie, was a two-year starter for Hinds Community College was inducted into Hinds' Sports Hall of Fame in 2003

HARRIS' CAREER STATS

YEAR	G/GS	TT	UA	A	TFL-YDS	SCK-YDS	FF/FR	PBU	INT-YDS
2015	5/0	3	0	3	0.0-0	0.0-0	0/0	0	0-0
2016	6/0	3	0	3	0.0-0	0.0-0	0/0	0	0-0
2017	13/0	14	5	9	1.0-10	1.0-10	0/0	0	0-0
2018	2/0	2	0	2	0.5-2	0.0-0	0/0	0	0-0
TOTAL	26/0	22	8	14	1.5-12	1.0-10	0/0	0	0-0

HARRIS' 2018 GAME-BY-GAME STATS

OPPONENT	TT	UA	A	TFL-YDS	SCK-YDS	FF/FR	PBU	INT-YDS
Stephen F. Austin	2	0	2	0.5-2	0.0-0	0/0	0	0-0
at Kansas State	0	0	0	0.0-0	0.0-0	0/0	0	0-0
TOTAL	2	0	2	0.5-2	0.0-0	0/0	0	0-0



KYLIN HILL
8

Running Back • 5-11 • 215 • 1L • Sophomore
Columbus, Miss. (Columbus)

HILL'S QUICK HITS

- Member of Pro Football Focus National Team of the Week (9/9)
- SEC Offensive Player of the Week (9/10)
- Rushed for 10 or more yards on 21 of his career carries
- Tallied 32 first-down rushes as a Bulldog
- Leads the SEC with five total touchdowns in 2018
- Both receptions this season have gone for touchdowns
- Picked up first start of his career in season opener versus Stephen F. Austin (9/1), catching a 53-yard touchdown pass on MSU's first play of the game. The catch was the longest reception of his career and his first receiving score. Added 50 yards on the ground with a touchdown.
- Led all SEC running backs in week 2 with a career-best 211 rushing on 17 carries while accounting for a career-best three touchdowns (two rushing/one receiving) at Kansas State (9/8).
- Joined Jerious Norwood (Egg Bowl - 11/26/05) as the second Bulldog in MSU history to record at least 200 yard rushing, two rushing scores and one receiving touchdown in a game
- Ninth Bulldog in school history to record a 200-yard game on the ground and the first running back to do so since Anthony Dixon (252) against Kentucky on Oct. 31, 2009
- Hill's 227 all-purpose yards were more than Kansas State's entire team (213), and he was the first 200-yard rusher against the Wildcat defense since Nov. 14, 2015

HILL'S CAREER RUSHING STATS

YEAR	G/GS	NO.	YDS	AVG.	TD	LP/OPPONENT
2017	13/0	78	410	5.0	2	30/OLE MISS
2018	2/2	17	211	12.4	2	52/KANSAS STATE
TOTALS	15/2	95	621	6.5	4	52/KANSAS STATE

HILL'S CAREER RECEIVING STATS

YEAR	G/GS	NO.	YDS	AVG.	TD	LP/OPPONENT
2017	13/0	4	38	9.5	0	17/ARKANSAS
2018	2/2	2	69	34.5	2	53/SFA
TOTAL	15/2	6	107	17.8	2	53/SFA

HILL'S 2018 RUSHING GAME-BY-GAME STATS

OPPONENT	NO.	YDS	AVG.	TD
Stephen F. Austin*	9	50	5.6	1
at Kansas State*	17	211	12.4	2
TOTAL	26	261	10.0	3

HILL'S 2018 RECEIVING GAME-BY-GAME STATS

OPPONENT	NO.	YDS	AVG.	TD
Stephen F. Austin*	1	53	53.0	1
at Kansas State*	1	16	16.0	1
TOTAL	2	69	34.5	2



BRAXTON HOYETT
95

Defensive Tackle • 6-3 • 310 • 2L • Senior
Pelham, Ala. (Pelham)

HOYETT'S QUICK HITS

- A fifth-year senior that has made 12 consecutive starts dating back to the 2017 season
- Plays in honor of his father who passed away at the age of 38 from cirrhosis of the liver in the summer of 2017

HOYETT'S CAREER STATS

YEAR	G/GS	TT	UA	A	TFL-YDS	SCK-YDS	FF/FR	PBU	INT-YDS
2015	7/0	4	0	4	0.5-2	0.0-0	0/0	0	0-0
2016	13/0	15	6	9	2.0-4	0.0-0	0/1	0	0-0
2017	12/11	21	5	16	2.5-3	0.5-1	0/0	0	1-2
2018	2/2	3	1	2	0.0-0	0.0-0	0/0	0	0-0
TOTAL	34/13	43	12	31	5.0-9	0.5-1	0/1	0	1-2

HOYETT'S 2018 GAME-BY-GAME STATS

OPPONENT	TT	UA	A	TFL-YDS	SCK-YDS	FF/FR	PBU	INT-YDS
Stephen F. Austin*	2	0	2	0.0-0	0.0-0	0/0	0	0-0
at Kansas State*	1	1	0	0.0-0	0.0-0	0/0	0	0-0
TOTAL	2	0	2	0.0-0	0.0-0	0/0	0	0-0



JESSE JACKSON
86

Wide Receiver • 6-2 • 215 • 3L • Senior
Petal, Miss. (Petal)

JACKSON'S QUICK HITS


- Two-time member of the SEC Academic Honor Roll
- MSU's leading receiver last season with 276 yards off 28 receptions
- Mother, Angela, played basketball at Southern Miss (1997-2000) and spent time with the WNBA's Cleveland Rockers and Portland Fire

JACKSON'S CAREER STATS

YEAR	G/GS	NO.	YDS	AVG.	TD	LP/OPPONENT
2015	12/0	0	0	0.0	0	---
2016	13/1	1	7	7.0	0	7/KENTUCKY
2017	13/8	27	276	10.2	0	32/OLE MISS
2018	2/0	1	6	6.0	0	6/KANSAS STATE
TOTAL	40/9	29	289	10.0	0	32/OLE MISS

JACKSON'S 2018 GAME-BY-GAME STATS

OPPONENT	NO.	YDS	AVG.	TD
Stephen F. Austin	0	0	0.0	0
at Kansas State	1	6	6.0	0
TOTAL	1	6	6.0	0



JAMES JACKSON
91

Defensive Tackle • 6-3 • 330 • RS • Freshman
Pascagoula, Miss. (Pascagoula)

JACKSON'S QUICK HITS

- Made his collegiate debut in the season opener versus Stephen F. Austin (9/1) and collected two tackles
- Redshirted in 2017

JACKSON'S CAREER STATS

YEAR	G/GS	TT	UA	A	TFL-YDS	SCK-YDS	FF/FR	PBU	INT-YDS
2018	1/0	2	1	1	0.0-0	0.0-0	0/0	0	0-0
TOTAL	1.0	2	1	1	0.0-0	0.0-0	0/0	0	0-0

JACKSON'S 2018 GAME-BY-GAME STATS

OPPONENT	TT	UA	A	TFL-YDS	SCK-YDS	FF/FR	PBU	INT-YDS
Stephen F. Austin	2	1	1	0.0-0	0.0-0	0/0	0	0-0
at Kansas State				---DNP---				
TOTAL	2	1	1	0.0-0	0.0-0	0/0	0	0-0



DEVONTA JASON
3

Wide Receiver • 6-3 • 220 • HS • Freshman
New Orleans, La. (Landry-Walker)

JASON'S QUICK HITS

- Nickname is "Whop." The Nickname was given to him by his grandmother who called him a "whopper" of a baby when he was born
- Made collegiate debut in MSU's season opener against Stephen F. Austin (9/1) and reeled in a 25-yard reception
- Early enrollee that made an immediate impact during spring ball
- Elite four-star wide receiver and ranked among the top five in the nation at his position by Rivals
- One of Landry-Walker's top targets during its 2016 Allstate Sugar Bowl/LHSAA Class 5A State Championship run also led by current MSU quarterback Keytaon Thompson

JASON'S CAREER STATS

YEAR	G/GS	NO.	YDS	AVG.	TD	LP/OPPONENT
2018	2/0	1	25	25.0	0	25/SFA
TOTAL	2/0	1	25	25.0	0	25/SFA

JASON'S 2018 GAME-BY-GAME STATS

OPPONENT	NO.	YDS	AVG.	TD
Stephen F. Austin	1	25	25.0	0
at Kansas State	0	0	0.0	0
TOTAL	1	25	25.0	0



JUSTIN JOHNSON

81

Tight End • 6-3 • 245 • 3L • Senior
Birmingham, Ala. (Hoover)

JOHNSON'S QUICK HITS

- Played in 33 career games and has made four starts at tight end
- Turned in first multi-reception game of the season at Kansas State (9/8) with two for a career-high 37 yards
- Has a catch in six of MSU's last eight games, which dates back to the 2017 season

JOHNSON'S CAREER STATS

YEAR	G/GS	NO.	YDS	AVG.	TD	LP/OPPONENT
2015	7/0	5	41	8.2	1	12/USM
2016	13/2	5	34	6.8	0	18/USA
2017	13/0	8	44	5.5	1	12/UMASS
2018	2/2	3	71	23.7	0	34/SFA
TOTAL	33/4	21	190	9.0	2	34/SFA

JOHNSON'S 2018 GAME-BY-GAME STATS

OPPONENT	NO.	YDS	AVG.	TD
Stephen F. Austin*	1	34	34.0	0
at Kansas State*	2	37	18.5	0
TOTAL	3	71	23.7	0



KOBE JONES

52

Defensive End • 6-4 • 270 • 1L • Sophomore
Starkville, Miss. (Starkville)

JONES' QUICK HITS

- Local product who was high school teammates with Willie Gay
- A two-time SEC Academic Honor Roll member
- Set career high with three tackles, including two solo stops, at Kansas State (9/8)

JONES' CAREER STATS

YEAR	G/GS	TT	UA	A	TFL-YDS	SCK-YDS	FF/FR	PBU	INT-YDS
2017	13/0	18	8	10	4.5-15	1.0-0	1/0	0	0-0
2018	2/0	4	3	1	2.0-5	0.0-0	0/0	0	0-0
TOTAL	15/0	22	11	11	6.5-20	1.0-0	1/0	0	0-0

JONES' 2018 GAME-BY-GAME STATS

OPPONENT	TT	UA	A	TFL-YDS	SCK-YDS	FF/FR	PBU	INT-YDS
Stephen F. Austin	1	1	0	1.0-2	0.0-0	0/0	0	0-0
at Kansas State	3	2	1	1.0-3	0.0-0	0/0	0	0-0
TOTAL	4	3	1	2.0-5	0.0-0	0/0	0	0-0



DONTEA JONES

84

Tight End • 6-4 • 250 • 1L • Sophomore
McCool, Miss. (Jireh [NC] Prep)

JONES' QUICK HITS


- Recorded a reception in both appearances over the 2018 season
- Collected his first career reception during MSU's season opener vs. Stephen F. Austin (9/1), snagging a 17-yard one-handed touchdown
- Caught a career-long pass of 21 yards at Kansas State (9/8)

JONES' CAREER STATS

YEAR	G/GS	NO.	YDS	AVG.	TD	LP/OPPONENT
2017	4/0	0	0	0.0	0	---
2018	2/0	2	38	19.0	1	21/KANSAS STATE
TOTAL	6/0	2	38	19.0	1	21/KANSAS STATE

JONES' 2018 GAME-BY-GAME STATS

OPPONENT	NO.	YDS	AVG.	TD
Stephen F. Austin	1	17	17.0	1
at Kansas State	1	21	21.0	0
TOTAL	2	38	19.0	1



JACUARIUS LANDREUS

11

Safety • 6-0 • 190 • 1L • Sophomore
Columbus, Miss. (Columbus)

LANDREUS' QUICK HITS

- Made his MSU debut against Stephen F. Austin (9/1) and recorded three tackles, including 1.5 tackles for loss and a sack
- Redshirted in 2017 after transferring from Copiah-Lincoln

LANDREUS' CAREER STATS

YEAR	G/GS	TT	UA	A	TFL-YDS	SCK-YDS	FF/FR	PBU	INT-YDS
2018	2/0	3	2	1	1.5-9	1.0-9	0/0	0	0-0
TOTAL	2/0	3	2	1	1.5-9	1.0-9	0/0	0	0-0

LANDREUS' 2018 GAME-BY-GAME STATS

OPPONENT	TT	UA	A	TFL-YDS	SCK-YDS	FF/FR	PBU	INT-YDS
Stephen F. Austin	3	2	1	1.5-9	1.0-9	0/0	0	0-0
at Kansas State	0	0	0	0.0-0	0.0-0	0/0	0	0-0
TOTAL	3	2	1	1.5-9	1.0-9	0/0	0	0-0



DONTAVIAN LEE
28

Running Back • 6-1 • 230 • 3L • Senior
Hattiesburg, Miss. (Forrest County Agricultural)

LEE'S QUICK HITS

- Nickname is "D-Lee"
- Rushed for 29 yards and a touchdown on a career-high six touches versus Stephen F. Austin (9/1), marking the second consecutive season opener that he has scored a rushing touchdown. Also picked up three tackles on special teams
- Fifth-year senior that's seen playing time in 37 career games

LEE'S CAREER RUSHING STATS

YEAR	G/GS	NO.	YDS	AVG.	TD	LP/OPPONENT
2015	10/0	22	137	6.2	0	24/NW STATE
2016	13/0	7	27	3.9	0	9/AUBURN
2017	12/0	16	64	4.0	1	9/LA TECH
2018	2/0	6	29	4.8	1	9/SFA
TOTALS	37/0	51	257	5.0	2	24/NW STATE

LEE'S CAREER RECEIVING STATS

YEAR	G/GS	NO.	YDS	AVG.	TD	LP/OPPONENT
2015	10/0	2	15	7.3	0	11/LA TECH
2016	13/0	2	5	2.5	0	5/ALABAMA
2017	12/0	0	0	0.0	0	---
2018	2/0	0	0	0.0	0	---
TOTAL	37/0	4	20	5.0	0	11/LA TECH

LEE'S 2018 RUSHING GAME-BY-GAME STATS

OPPONENT	NO.	YDS	AVG.	TD
Stephen F. Austin	6	29	4.8	1
at Kansas State	0	0	0.0	0
TOTAL	6	29	4.8	1

LEE'S 2018 RECEIVING GAME-BY-GAME STATS

OPPONENT	NO.	YDS	AVG.	TD
Stephen F. Austin	0	0	0.0	0
at Kansas State	0	0	0.0	0
TOTAL	0	0	0.0	0



LEO LEWIS
10

Linebacker • 6-2 • 240 • 2L • Junior
Brookhaven, Miss. (Brookhaven)

LEWIS' QUICK HITS

- Veteran linebacker that has started 27 of the 28 games he has appeared
- 2018 Preseason All-SEC Third Team (Coaches) selection
- Claimed SEC Defensive Freshman of the Year honors in 2016 by Athlon Sports
- Arrived at Mississippi State as the top inside linebacker prospect in the nation

LEWIS' CAREER STATS

YEAR	G/GS	TT	UA	A	TFL-YDS	SCK-YDS	FF/FR	PBU	INT-YDS
2016	13/13	79	35	44	4.5-9	1.0-2	0/0	1	0-0
2017	13/12	46	15	31	1.0-10	1.0-10	1/0	1	0-0
2018	2/2	5	4	1	1.0-1	0.0-0	0/0	1	0-0
TOTAL	28/27	130	54	76	6.5-20	2.0-12	1/0	3	0-0

LEWIS' 2018 GAME-BY-GAME STATS

OPPONENT	TT	UA	A	TFL-YDS	SCK-YDS	FF/FR	PBU	INT-YDS
Stephen F. Austin*	2	2	0	1.0-1	0.0-0	0/0	1	0-0
at Kansas State*	3	2	1	0.0-0	0.0-0	0/0	0	0-0
TOTAL	5	4	1	1.0-1	0.0-0	0/0	1	0-0



MARK MCLAURIN
41

Safety • 6-2 • 215 • 3L • Senior
Collins Miss. (Collins)

MCLAURIN'S QUICK HITS

- One of the vocal leaders for the Bulldogs
- Second-Team Preseason All-SEC (Coaches) and Third-Team Preseason All-SEC (Media) selection
- Has recorded at least five tackles in four of MSU's last five games, dating back to the 2017 season
- Coming off a breakout junior campaign in which he led MSU in tackles (79) and led the SEC in interceptions (6)
- Owns MSU's single-season record for picks (6)

MCLAURIN'S CAREER STATS

YEAR	G/GS	TT	UA	A	TFL-YDS	SCK-YDS	FF/FR	PBU	INT-YDS
2015	12/0	20	10	10	0.0-0	0.0-0	0/0	3	0-0
2016	13/6	51	28	23	2.0-5	1.0-4	0/2	5	2-27
2017	13/12	79	36	43	3.5-10	1.5-7	1/0	6	6-85
2018	2/2	10	5	5	1.0-2	0.0-0	0/0	0	0-0
TOTAL	39/20	160	79	81	6.5-17	2.5-11	1/2	14	8-112

MCLAURIN'S 2018 GAME-BY-GAME STATS

OPPONENT	TT	UA	A	TFL-YDS	SCK-YDS	FF/FR	PBU	INT-YDS
Stephen F. Austin*	5	2	3	1.0-2	0.0-0	0/0	0	0-0
at Kansas State*	5	3	2	0.0-0	0.0-0	0/0	0	0-0
TOTAL	10	5	5	1.0-2	0.0-0	0/0	0	0-0



OSIRUS MITCHELL
87

Wide Receiver • 6-5 • 210 • 1L • Sophomore
Sarasota, Fla. (Booker)

MITCHELL'S QUICK HITS

- Making his first collegiate start versus Stephen F. Austin (9/1), caught two passes for 114 yards and two touchdowns - the firsts of his career. Mitchell was the first Bulldog receiver to record 100 yards in a game and the first receiver to have multiple touchdowns in a game since Fred Ross accomplished both vs. Arkansas in 2016.
- With 3:44 remaining in the first quarter against the Lumberjacks, caught an 84-yard touchdown strike from Keytaon Thompson, which tied for the fourth-longest pass in school history and was the longest pass since Omarr Conner hit Ty Freeman for 84 yards against Ole Miss in 2004

MITCHELL'S CAREER STATS

YEAR	G/GS	NO.	YDS	AVG.	TD	LP/OPPONENT
2017	9/0	5	51	10.2	0	18/UMASS
2018	2/2	3	119	39.7	2	84/SFA
TOTAL	11/2	8	170	21.3	2	84/SFA

MITCHELL'S 2018 GAME-BY-GAME STATS

OPPONENT	NO.	YDS	AVG.	TD
Stephen F. Austin*	2	114	57.0	2
at Kansas State*	1	5	5.0	0
TOTAL	3	119	39.7	2



KEITH MIXON

23

Wide Receiver • 5-8 • 185 • 2L • Junior
Birmingham, Ala. (Shades Valley School)

MIXON'S QUICK HITS

- Nickname is "Pocket Rocket" as issued by his former roommate and now Carolina Panther Fred Ross
- Versatile wide receiver that also sees action as a punt returner
- One of the fastest players on the team
- Returns to full strength after battling a foot injury over the course of the 2017 season

MIXON'S CAREER RECEIVING STATS

YEAR	G/GS	NO.	YDS	AVG.	TD	LP/OPPONENT
2016	13/1	19	228	12.0	2	44/BYU
2017	8/6	18	275	13.6	1	45/AUBURN
2018	2/0	2	21	10.5	0	23/SFA
TOTAL	23/7	39	524	13.4	3	45/AUBURN

MIXON'S CAREER PUNT RETURN STATS

YEAR	G/GS	NO.	YDS	AVG.	TD	LP/OPPONENT
2016	13/1	1	0	0.0	0	---
2017	8/6	0	0	0.0	0	---
2018	2/0	7	63	9.0	0	22/SFA
TOTAL	23/7	8	63	7.9	0	22/SFA

MIXON'S 2018 GAME-BY-GAME STATS

OPPONENT	NO.	YDS	AVG.	TD
Stephen F. Austin	2	21	10.5	0
at Kansas State	0	0	0.0	0
TOTAL	2	21	10.5	0



C.J. MORGAN

29

Safety • 6-0 • 200 • 1L • Sophomore
Bossier City, LA (Parkway)

MORGAN'S QUICK HITS

- Recorded his first collegiate interception against Stephen F. Austin (9/1) and added two tackles
- Four-star prospect by ESPN out of high school

MORGAN'S CAREER STATS

YEAR	G/GS	TT	UA	A	TFL-YDS	SCK-YDS	FF/FR	PBU	INT-YDS
2017	10/0	5	4	1	0.0-0	0.0-0	0/0	0	0-0
2018	2/0	2	1	1	0.0-0	0.0-0	0/0	0	1-0
TOTAL	12/0	7	5	2	0.0-0	0.0-0	0/0	0	1-0

MORGAN'S 2018 GAME-BY-GAME STATS

OPPONENT	TT	UA	A	TFL-YDS	SCK-YDS	FF/FR	PBU	INT-YDS
Stephen F. Austin	2	1	1	0.0-0	0.0-0	0/0	0	1-0
at Kansas State	0	0	0	0.0-0	0.0-0	0/0	0	0-0
TOTAL	2	1	1	0.0-0	0.0-0	0/0	0	1-0



JAMAL PETERS

2

Cornerback • 6-2 • 220 • 3L • Senior
Bassfield, Miss. (Bassfield)

PETERS' QUICK HITS

- Third-Team Preseason All-SEC (Coaches) selection
- Played in 38 career games with nine starts
- Forced five turnovers during his career - three interceptions and two forced fumbles
- Saw first special teams action of his career as a kick returner at Kansas State (9/8) with two returns for 32 yards (16.0 avg.)
- Arrived at MSU as the No. 1 high school player in the state of Mississippi

PETERS' CAREER STATS

YEAR	G/GS	TT	UA	A	TFL-YDS	SCK-YDS	FF/FR	PBU	INT-YDS
2015	12/2	25	12	13	1.5-7	1.0-5	0/0	2	0-0
2016	12/2	18	12	6	1.0-2	0.0-0	2/0	2	2-0
2017	12/3	23	8	15	0.0-0	0.0-0	0/1	1	1-90
2018	2/2	6	5	1	0.0-0	0.0-0	0/0	1	0-0
TOTAL	38/9	72	37	35	2.5-9	1.0-5	2/1	6	3-90

PETERS' KICK RETURN STATS

YEAR	G/GS	NO.	YDS	AVG.	LG	TD
2015	12/2	0	0	0.0	0	0
2016	12/2	0	0	0.0	0	0
2017	12/3	0	0	0.0	0	0
2018	2/1	2	32	16.0	19	0
TOTAL	38/9	2	32	16.0	19	0

PETERS' 2018 GAME-BY-GAME STATS

OPPONENT	TT	UA	A	TFL-YDS	SCK-YDS	FF/FR	PBU	INT-YDS
Stephen F. Austin*	4	3	1	0.0-0	0.0-0	0/0	1	0-0
at Kansas State*	2	2	0	0.0-0	0.0-0	0/0	0	0-0
TOTAL	6	5	1	0.0-0	0.0-0	0/0	1	0-0



CHRIS RAYFORD

24

Cornerback • 6-0 • 200 • 3L • Senior
Byhalia, Miss. (Byhalia)

RAYFORD'S QUICK HITS

- Fifth-year senior that displays excellent leadership skills
- Appeared in 41 career games with nine starts
- Recorded first pass break-up of career in season opener versus Stephen F. Austin (9/1)

RAYFORD'S CAREER STATS

YEAR	G/GS	TT	UA	A	TFL-YDS	SCK-YDS	FF/FR	PBU	INT-YDS
2015	13/0	5	3	2	0.0-0	0.0-0	0/0	0	0-0
2016	13/3	23	16	7	0.0-0	0.0-0	0/0	0	0-0
2017	13/6	14	8	6	1.0-2	0.0-0	0/0	0	0-0
2018	2/0	2	1	1	0.0-0	0.0-0	0/0	1	0-0
TOTAL	41/9	44	28	16	1.0-2	0.0-0	0/0	1	0-0

RAYFORD'S 2018 GAME-BY-GAME STATS

OPPONENT	TT	UA	A	TFL-YDS	SCK-YDS	FF/FR	PBU	INT-YDS
Stephen F. Austin	2	1	1	0.0-0	0.0-0	0/0	1	0-0
at Kansas State	0	0	0	0.0-0	0.0-0	0/0	0	0-0
TOTAL	2	1	1	0.0-0	0.0-0	0/0	1	0-0



CHAUNCEY RIVERS

5

Defensive End • 6-3 • 275 • RS • Junior
Stone Mountain, Ga. (East Mississippi CC)

RIVERS' QUICK HITS

- Made MSU debut against Stephen F. Austin (9/1) and collected two tackles, including a tackle for loss
- Highly-coveted junior college defensive line that redshirted over the 2017 season
- Comes from the same high school in Georgia (Stephenson) as former MSU All-SEC defensive lineman Preston Smith

RIVERS' CAREER STATS

YEAR	G/GS	TT	UA	A	TFL-YDS	SCK-YDS	FF/FR	PBU	INT-YDS
2018	2/0	2	0	2	1.0-2	0.0-0	0/0	0	0-0
TOTAL	2/0	2	0	2	1.0-2	0.0-0	0/0	0	0-0

RIVERS' 2018 GAME-BY-GAME STATS

OPPONENT	TT	UA	A	TFL-YDS	SCK-YDS	FF/FR	PBU	INT-YDS
Stephen F. Austin	2	0	2	1.0-2	0.0-0	0/0	0	0-0
at Kansas State	0	0	0	0.0-0	0.0-0	0/0	0	0-0
TOTAL	2	0	2	1.0-2	0.0-0	0/0	0	0-0



MAURICE SMITHERMAN

8

Cornerback • 5-10 • 190 • 2L • Junior
Adamsville, Ala. (Minor)

SMITHERMAN'S QUICK HITS

- Appeared in 25 career games, mostly on special teams
- Recorded a career-high three tackles, all solo stops, against Stephen F. Austin (9/1)
- Grabbed two solo stops at Kansas State (9/8) and broke up his first-career pass
- Made jersey switch from No. 31 to No. 8 over the spring of 2018

SMITHERMAN'S CAREER STATS

YEAR	G/GS	TT	UA	A	TFL-YDS	SCK-YDS	FF/FR	PBU	INT-YDS
2016	10/0	5	4	1	0.0-0	0.0-0	0/0	0	1-29
2017	13/0	6	3	3	0.0-0	0.0-0	0/0	0	0-0
2018	2/0	5	5	0	0.0-0	0.0-0	0/0	1	0-0
TOTAL	25/0	16	12	4	0.0-0	0.0-0	0/0	1	1-29

SMITHERMAN'S 2018 GAME-BY-GAME STATS

OPPONENT	TT	UA	A	TFL-YDS	SCK-YDS	FF/FR	PBU	INT-YDS
Stephen F. Austin	3	3	0	0.0-0	0.0-0	0/0	0	0-0
at Kansas State	2	2	0	0.0-0	0.0-0	0/0	1	0-0
TOTAL	5	5	0	0.0-0	0.0-0	0/0	1	0-0



JEFFERY SIMMONS

94

Defensive Tackle • 6-4 • 300 • 2L • Junior
Macon, Miss. (Noxubee County)

SIMMONS' QUICK HITS

- Selected a 2018 Second-Team Preseason All-American by five different publications: Associated Press, Athlon Sports, CBS Sports, Sports Illustrated and The Athletic
- Named to the Preseason First-Team All-SEC Team (Media, Coaches, Phil Steele)
- 2018 Preseason All-SEC Third Team (Coaches) selection
- Preseason candidate for the Bednarik Award, Outland Trophy and Bronko Nagurski Trophy
- Tabled the top defensive tackle prospect by Pro Football Focus
- In the 2018 opener versus Stephen F. Austin, recorded four tackles, including a career-high 3.5 tackles for loss
- Collected at least 0.5 tackles for loss in nine straight games

SIMMONS' CAREER STATS

YEAR	G/GS	TT	UA	A	TFL-YDS	SCK-YDS	FF/FR	PBU	INT-YDS
2016	12/3	40	13	27	3.5-8	0.0-0	2/0	2	0-0
2017	13/13	60	21	39	12.0-51	5.0-35	2/2	1	0-0
2018	2/2	8	7	1	5.5-11	0.0-0	0/0	0	0-0
TOTAL	27/18	108	41	67	21.0-70	5.0-35	4/2	3	0-0

SIMMONS' 2018 GAME-BY-GAME STATS

OPPONENT	TT	UA	A	TFL-YDS	SCK-YDS	FF/FR	PBU	INT-YDS
Stephen F. Austin*	4	3	1	3.5-6	0.0-0	0/0	0	0-0
at Kansas State*	4	4	0	2.0-5	0.0-0	0/0	0	0-0
TOTAL	8	7	1	5.5-11	0.0-0	0/0	0	0-0



MARQUISS SPENCER

42

Defensive End • 6-4 • 285 • 2L • Junior
Greenwood, Miss. (Greenwood)

SPENCER'S QUICK HITS

- Talented pass rusher who adds outstanding depth at defensive end
- Appeared in 27 total games over his Bulldog career
- Member of the SEC Academic Honor Roll

SPENCER'S CAREER STATS

YEAR	G/GS	TT	UA	A	TFL-YDS	SCK-YDS	FF/FR	PBU	INT-YDS
2016	12/0	17	9	8	3.0-12	1.0-9	0/1	0	0-0
2017	13/0	19	5	14	4.5-16	1.0-6	0/2	2	0-0
2018	2/0	2	1	1	0.5-1	0.0-0	0/0	0	0-0
TOTAL	27/0	38	15	23	8.0-29	2.0-15	0/3	2	0-0

SPENCER'S 2018 GAME-BY-GAME STATS

OPPONENT	TT	UA	A	TFL-YDS	SCK-YDS	FF/FR	PBU	INT-YDS
Stephen F. Austin	1	0	1	0.5-1	0.0-0	0/0	0	0-0
at Kansas State	1	1	0	0.0-0	0.0-0	0/0	0	0-0
TOTAL	2	1	1	0.5-1	0.0-0	0/0	0	0-0



MONTEZ SWEAT

9

Defensive End • 6-6 • 245 • 1L • Senior
Stone Mountain, Ga.. (Copiah-Lincoln [MS] CC)

SWEAT'S QUICK HITS

- Nickname is "Tez"
- Named a Preseason All-American by Athlon Sports (Third Team)
- Snagged three Preseason First-Team All-SEC selections (Media, Coaches, Phil Steele)
- Preseason candidate for the Bednarik Award, Bronko Nagurski Trophy and the Ted Hendricks Award
- SEC Defensive Lineman of the Week (9/10)
- Tied for the SEC lead in sacks (3) and tackles for loss (5.5)
- Collected at least one tackle for loss in 10 out of his last 11 games and has produced at least 0.5 sacks in five consecutive contests dating back to last season
- Set a career-high with 3.5 tackles for a loss of 17 yards against Stephen F. Austin (9/1). His 3.5 tackles for loss were part of a school single-game record of 17
- Tied for the SEC lead in sacks in week 1 with two for a loss of 14 yards
- Registered three tackles, two tackles for loss and a sack at Kansas State (9/8)

SWEAT'S CAREER STATS

YEAR	G/GS	TT	UA	A	TFL-YDS	SCK-YDS	FF/FR	PBU	INT-YDS
2017	13/13	48	21	27	15.5-73	10.5-64	0/1	0	0-0
2018	2/2	9	5	4	5.5-24	3.0-20	0/0	0	0-0
TOTAL	15/15	57	26	31	21.0-97	13.5-84	0/1	0	0-0

SWEAT'S 2018 GAME-BY-GAME STATS

OPPONENT	TT	UA	A	TFL-YDS	SCK-YDS	FF/FR	PBU	INT-YDS
Stephen F. Austin*	6	2	4	3.5-17	2.0-14	0/0	0	0-0
at Kansas State*	3	3	0	2.0-7	1.0-6	0/0	0	0-0
TOTAL	9	5	4	5.5-24	3.0-20	0/0	0	0-0



CORY THOMAS

34

Defensive Tackle • 6-5 • 310 • 3L • Senior
Bessemer, Ala. (McAdory)

THOMAS' QUICK HITS

- Physical defensive tackle that has seen time in 27 games, including six starts
- Made 2018 season debut at Kansas State (9/8) picking up a solo tackle
- Was limited during his junior season in 2017 due to a foot injury

THOMAS' CAREER STATS

YEAR	G/GS	TT	UA	A	TFL-YDS	SCK-YDS	FF/FR	PBU	INT-YDS
2015	8/0	3	1	2	1.0-4	0.0-0	0/0	0	1-12
2016	13/4	24	6	18	4.5-14	0.0-0	0/0	1	0-0
2017	6/2	12	4	8	0.0-0	0.0-0	1/0	1	0-0
2018	1/0	1	1	0	0.0-0	0.0-0	0/0	0	0-0
TOTAL	28/6	30	12	28	5.5-18	0.0-0	1/0	2	1-12

THOMAS' 2018 GAME-BY-GAME STATS

OPPONENT	TT	UA	A	TFL-YDS	SCK-YDS	FF/FR	PBU	INT-YDS
Stephen F. Austin					---	DNP---		
at Kansas State	1	1	0	0.0-0	0.0-0	0/0	0	0-0
TOTAL	1	1	0	0.0-0	0.0-0	0/0	0	0-0



DEDDRICK THOMAS

4

Wide Receiver • 5-9 • 190 • 2L • Junior
Memphis, Tenn. (Memphis Central)

THOMAS' QUICK HITS

- Preseason candidate for the Paul Hornung Award
- Shifty slot receiver who returns after a breakout sophomore campaign
- A contributor in the return game with one career touchdown to his credit

THOMAS' CAREER STATS

YEAR	G/GS	NO.	YDS	AVG.	TD	LP/OPPONENT
2016	10/0	5	44	8.8	1	15/UMASS
2017	13/0	22	227	10.3	4	24/CSU
2018	2/0	1	20	20.0	0	20/SFA
TOTAL	25/0	28	291	10.4	5	24/CSU

THOMAS' 2018 GAME-BY-GAME STATS

OPPONENT	NO.	YDS	AVG.	TD
Stephen F. Austin	1	20	20.0	0
at Kansas State	0	0	0.0	0
TOTAL	1	20	20.0	0



ERROLL THOMPSON

40

Linebacker • 6-1 • 250 • 1L • Sophomore
Florence, Ala. (Florence)

THOMPSON'S QUICK HITS

- Nickname is "E"
- Smart, instinctive linebacker that returns after earning SEC All-Freshman honors last season
- Collected seven solo tackles, including his first sack of the season, while registering the first interception of his career at Kansas State (9/8)
- Interception against the Wildcats was a diving, on-handed snag that halted a KSU drive in Bulldog territory

THOMPSON'S CAREER STATS

YEAR	G/GS	TT	UA	A	TFL-YDS	SCK-YDS	FF/FR	PBU	INT-YDS
2017	13/3	46	21	25	5.5-36	2.5-18	1/0	1	0-0
2018	2/2	10	8	2	1.0-1	1.0-1	0/0	0	1-0
TOTAL	15/5	56	29	27	6.5-37	3.5-19	1/0	1	1-0

THOMPSON'S 2018 GAME-BY-GAME STATS

OPPONENT	TT	UA	A	TFL-YDS	SCK-YDS	FF/FR	PBU	INT-YDS
Stephen F. Austin*	3	1	2	0.0-0	0.0-0	0/0	0	0-0
at Kansas State*	7	7	0	1.0-1	1.0-1	0/0	0	1-0
TOTAL	10	8	2	1.0-1	1.0-1	0/0	0	1-0



KEYTAON THOMPSON

10

Quarterback • 6-4 • 225 • 1L • Sophomore
New Orleans, La. (Landry-Walker)

THOMPSON'S QUICK HITS

- Nickname is "K.T."
- Exceptional dual-threat quarterback that serves as MSU's primary back-up
- Making just his second career start during MSU's season opener versus Stephen F. Austin (9/1), tied the SEC and MSU single-game record for touchdowns responsible (7) while accounting for 473 yards of total offense.
- The 473 yards of total offense ranked sixth in MSU single-game history. Thompson also tied an MSU single-game record with five touchdown passes, throwing for 364 yards.
- Thompson became just the third player in MSU history to rush for 100 yards and throw for 300 yards in a game, joining Nick Fitzgerald and Dak Prescott. He was also just the fifth SEC player to achieve the feat since Oct. 24, 2015, joining Jalen Hurts (2016) and Chad Kelly (2015).
- The highlight of Thompson's night occurred when he fired an 84-yard touchdown, which was the longest completion at MSU in 14 years (2004).

THOMPSON'S CAREER PASSING STATS

YEAR	G/GS	CMP	ATT	TD	PCT	YDS	INT
2017	10/1	32	66	2	.485	388	2
2018	2/1	13	31	5	.419	364	0
TOTALS	12/2	45	97	7	.463	752	2

THOMPSON'S CAREER RUSHING STATS

YEAR	G/GS	NO.	YDS	AVG.	TD
2017	10/1	75	446	5.9	6
2018	2/1	10	109	10.9	2
TOTALS	12/2	85	555	6.5	7

THOMPSON'S CAREER TOTAL OFFENSE

YEAR	G/GS	RUSH	PASS	TOTAL	AVG./G
2017	10/1	446	388	834	83.4
2018	2/1	109	364	473	473.0
TOTALS	12/2	555	752	1307	118.8

THOMPSON'S 2018 GAME-BY-GAME STATS

OPPONENT	CMP	ATT	INT	PCT	YDS	TD	RSH	YDS	TD
Stephen F. Austin*	13	31	0	.419	364	5	10	109	2
at Kansas State	0	0	0	.000	0	0	0	0	0
TOTALS	13	31	0	.419	364	5	10	109	2



TIM WASHINGTON

50

Linebacker • 6-3 • 230 • 2L • Junior
Yazoo City, Miss. (Yazoo City)

WASHINGTON'S QUICK HITS

- Imposing linebacker that will be an option at that position
- Played a total of 27 games with the majority of his career action coming on special teams
- Recorded two tackles against Stephen F. Austin (9/1), including his first tackle for loss in his career

WASHINGTON'S CAREER STATS

YEAR	G/GS	TT	UA	A	TFL-YDS	SCK-YDS	FF/FR	PBU	INT-YDS
2016	12/0	0	0	0	0.0-0	0.0-0	0/0	0	0-0
2017	130	8	1	7	0.0-0	0.0-0	0/0	0	0-0
2018	2/0	3	0	3	0.5-2	0.0-0	0/0	0	0-0
TOTAL	27/0	11	1	10	0.5-2	0.0-0	0/0	0	0-0

WASHINGTON'S 2018 GAME-BY-GAME STATS

OPPONENT	TT	UA	A	TFL-YDS	SCK-YDS	FF/FR	PBU	INT-YDS
Stephen F. Austin	2	0	2	0.5-2	0.0-0	0/0	0	0-0
at Kansas State	1	0	1	0.0-0	0.0-0	0/0	0	0-0
TOTAL	3	0	3	0.5-2	0.0-0	0/0	0	0-0



AERIS WILLIAMS

26

Running Back • 6-1 • 215 • 3L • Senior
West Point, Miss. (West Point)

WILLIAMS' QUICK HITS

- Nickname is "A-Train"
- Named Preseason Third-Team All-SEC selection (Media, Coaches)
- Owns six 100-yard rushing games in his career
- Scored either a touchdown rushing or receiving in four of his last five games dating back to last season, totaling five during that span (four rushing/one receiving).
- Racked up 15 yards on the ground and caught a 27-yard touchdown pass for his first receiving TD of his career in MSU's season opener versus Stephen F. Austin (9/1)
- Last season, became the first Bulldog to rush for 1,000 yards in a season since 2014

WILLIAMS' CAREER RUSHING STATS

YEAR	G/GS	NO.	YDS	AVG.	TD	LP/OPPONENT
2015	13/0	40	206	5.2	3	33/NC STATE
2016	13/3	137	720	5.3	4	36/OLE MISS
2017	13/12	236	1107	4.7	6	59/LA TECH
2018	1/0	2	15	7.5	0	10/SFA
TOTALS	40/15	415	2048	4.9	13	59/LA TECH

WILLIAMS' CAREER RECEIVING STATS

YEAR	G/GS	NO.	YDS	AVG.	TD	LP/OPPONENT
2015	13/0	6	18	3.0	0	9/KENTUCKY
2016	13/3	7	45	6.4	0	24/MIAMI
2017	13/12	16	142	8.9	0	28/LA TECH
2018	1/0	1	27	27.0	1	27/SFA
TOTAL	40/15	30	232	7.7	1	28/LA TECH

WILLIAMS' 2018 RUSHING GAME-BY-GAME STATS

OPPONENT	NO.	YDS	AVG.	TD
Stephen F. Austin	2	15	7.5	0
at Kansas State	---	DNP---		
TOTAL	2	15	7.5	0

WILLIAMS' 2018 RECEIVING GAME-BY-GAME STATS

OPPONENT	NO.	YDS	AVG.	TD
Stephen F. Austin	1	27	27.0	1
at Kansas State	---	DNP---		
TOTAL	1	27	27.0	1



AUSTIN WILLIAMS

85

Wide Receiver • 6-3 • 205 • RS • Freshman
Ocean Springs, Miss. (Ocean Springs)

WILLIAMS' QUICK HITS

- Promising redshirt freshman receiver with tremendous hands
- Listed as a breakout candidate for the 2018 season by CBS Sports
- Received Top Dawg honors with a perfect 4.0 GPA in business administration during both the fall and spring semesters of 2017-18
- Made collegiate debut with a start against Stephen F. Austin (9/1), hauling in two receptions for 30 yards
- Collected first touchdown of his career with a 13-yard grab in the third quarter at Kansas State (9/8)

WILLIAMS' CAREER STATS

YEAR	G/GS	NO.	YDS	AVG.	TD	LP/OPPONENT
2018	2/2	3	43	14.3	1	21/SFA
TOTAL	2/2	3	43	14.3	1	21/SFA

WILLIAMS' 2018 GAME-BY-GAME STATS

OPPONENT	NO.	YDS	AVG.	TD
Stephen F. Austin*	2	30	15.0	0
at Kansas State*	1	13	13.0	1
TOTAL	3	43	14.3	1



TYLER WILLIAMS

13

Cornerback • 6-2 • 175 • RS • Freshman
Oxford, Miss. (Lafayette)

WILLIAMS' QUICK HITS

- Redshirt freshman cornerback who continues to develop after an impressive spring
- Made his collegiate debut against Stephen F. Austin (9/1), recording a pass break-up
- State champion at Lafayette (Miss.) High School

WILLIAMS' CAREER STATS

YEAR	G/GS	TT	UA	A	TFL-YDS	SCK-YDS	FF/FR	PBU	INT-YDS
2018	1/0	0	0	0	0.0-0	0.0-0	0/0	1	0-0
TOTAL	1/0	0	0	0	0.0-0	0.0-0	0/0	1	0-0

WILLIAMS' 2018 GAME-BY-GAME STATS

OPPONENT	TT	UA	A	TFL-YDS	SCK-YDS	FF/FR	PBU	INT-YDS
Stephen F. Austin	0	0	0	0.0-0	0.0-0	0/0	1	0-0
at Kansas State				---DNP---				
TOTAL	0	0	0	0.0-0	0.0-0	0/0	1	0-0