



MISSISSIPPI STATE FOOTBALL GAME 9 NOTES

Dan Mullen Era • Winningest 8-Year Stretch in MSU History • 7 Straight Bowl Games • 22 NFL Draft Picks • 11 All-Americans • 2 National Scholars

November 4, 2017

11 a.m. CT • SEC Network

Starkville, Miss.

Davis Wade Stadium (61,337)

SCHEDULE (6-2, 3-2 SEC)

DATE	OPPONENT	TV	TIME (CT)
SEPTEMBER (3-2)			
2	Charleston Southern	SECN	W, 49-0
9	at Louisiana Tech	CBSN	W, 57-21
16	#12/11 LSU *	ESPN	W, 37-7
23	at #11/12 Georgia *	ESPN	L, 3-31
30	at #13/15 Auburn *	ESPN	L, 10-49
OCTOBER (3-0)			
14	BYU	SECN	W, 35-10
21	Kentucky *	SECN	W, 45-7
28	at RV/#24 Texas A&M *	ESPN	W, 35-14
NOVEMBER (0-0)			
4	UMass	11 a.m. SECN	
11	#1/1 Alabama *	TBA	TBA
18	at Arkansas *	TBA	TBA
23	Ole Miss *	ESPN	6:30 p.m.

COACHING STAFF

On the Sideline (Year at MSU)

Dan Mullen, head coach (9th)
 Brian Baker, defensive line (2nd)
 Terrell Buckley, cornerbacks (2nd)
 Billy Gonzales, co-offensive coordinator/WRs (5th)
 Todd Grantham, defensive coordinator/LBs (1st)
 John Hevesy, co-offensive coordinator/OL (9th)
 Greg Knox, running backs/special teams (9th)
 D.J. Looney, tight ends (1st)

In The Booth (Year at MSU)

Brett Elliott, quarterbacks (1st)
 Ron English, safeties (1st)

STATISTICAL LEADERS

Passing: Nick Fitzgerald (119-209, 1320 yds, 13 TD, 8 INT)
Rushing: Nick Fitzgerald (99 att, 666 yds, 10 TD)
Receiving: Donald Gray (24 rec, 214 yds, 3 TD)
Tackles: Dez Harris (48 total, 3 TFL, 2 sacks, 1 FF)
Tackles for Loss: Montez Sweat (8.0)

AIRWAVES

MSU Sports Radio Network

Neil Price, play-by-play
 Matt Wyatt, analyst
 Jay Perry, sideline




Satellite Radio

Sirius Channel 157, XM Channel 192

SEC Network


Taylor Zarzour, play-by-play
 Andre Ware, analyst
 Olivia Harlan, reporter



GAME 9


Mississippi State Bulldogs

Record 6-2 (3-2 SEC)
 Streak W3
 Ranking No. 21 Associated Press
 No. 22 Amway Coaches
 Head Coach Dan Mullen
 Career Record 67-44 (.604)/ninth year
 MSU Record same
 Mullen vs. UMass 1-0



UMass Minutemen

Record 2-6
 Streak W1
 Ranking NR Associated Press
 NR Amway Coaches
 Head Coach Mark Whipple
 Career Record 131-93/20th year
 UMass Record 59-61/10th year
 Whipple vs. MSU 0-1



STORYLINES

No. 21 MSU Carries Three-Game Win Streak Into UMass Non-Conference Tilt

MSU, ranked No. 21 in the AP Top 25 and No. 22 in the Coaches poll, puts a three-game winning streak on the line in a non-conference matchup against UMass at 11 a.m. Saturday in Davis Wade Stadium.

► MSU recorded its largest margin of victory vs. a Top 25 team on the road since 1942 (def. #12 Vanderbilt, 33-0) when it beat then-No. 24 Texas A&M, 35-14, in Kyle Field. The Bulldogs intercepted a season-high three passes and limited the Aggies to 96 yards rushing. **Nick Fitzgerald** accounted for 246 yards of total offense and three touchdowns, and he rushed for over 100 yards for the third straight game. It was the largest win in series history for the Bulldogs.

► State became bowl eligible for a school-record eighth straight year. Prior to **Dan Mullen's** arrival, the school record for consecutive bowl appearances was three from 1998-2000. MSU is one of five SEC teams who have been to a bowl every season this decade (Alabama, Georgia, LSU and Texas A&M the others).

► **Dan Mullen** has surpassed College Football Hall of Famer Allyn McKeen for second place in MSU career victories (67). The win vs. Texas A&M was Mullen's ninth against a ranked opponent, tying Jackie Sherrill for most victories against Top 25 teams in school history. Mullen, who is currently the second-longest tenured coach in the SEC, owns the highest winning percentage (.604) at MSU since McKeen from 1939-48 (.764, min. 3 seasons). Mullen is just eight wins away from tying Sherrill's school-record win mark. Sherrill was 75-75-2 in 13 years. MSU was 32-65 in the eight years prior to Mullen's arrival.

► MSU and Notre Dame are the only teams in the nation who own multiple victories over Top 25 teams by 21 points or more. The Bulldogs beat then-No. 11 LSU by 30 and then-No. 24 Texas A&M by 21. It's also the first time in school history that MSU has defeated multiple Top 25 teams by 21 or more in the same season.

► Jr. QB **Nick Fitzgerald** has accounted for 66 career touchdowns - 37 passing, 29 rushing - which is second in school history behind only Dak Prescott (114). Fitzgerald is second in the SEC and 11th nationally in TDs responsible this season with 23 (13 pass, 10 rush). Fitzgerald owns 10 school records - five single-game, four single-season and one career. Fitzgerald owns the SEC career record for 100-yard rushing games by a QB (12), and he's done it in three straight games. He is in sixth place in SEC career QB rushing yards (2,168) and is one yard shy of Johnny Manziel for fifth. Fitzgerald has accounted for 10 touchdowns during the current three-game winning streak.

► MSU and UMass are meeting for the second time. The Bulldogs won 47-35 at Gillette Stadium last season.

► Defensive coordinator **Todd Grantham** leads an MSU unit that is ranked in the Top 25 nationally in five categories: total defense (6th - 281.8), passing defense (4th - 158.0), scoring defense (12th - 17.4), first down defense (1st - 12.6) and rushing defense (22nd - 123.8). Grantham's unit has intercepted six passes during the current three-game win streak, including back-to-back weeks of one being returned at least 80 yards for a touchdown (**Gerri Green**, **Jamal Peters**).

► State is seeking to improve to 7-2 or better for the fourth time in the past six seasons.

BY THE NUMBERS

35-7

MSU's non-conference record under **Dan Mullen**, including a 21-3 mark at home

100

Field goal percentage (6-of-6) by redshirt freshman walk-on kicker **Jace Christmann**, which leads the SEC

5

Sacks allowed by MSU this season, the fewest allowed among Power 5 schools (No. 5 overall behind Army, Marshall, Navy, Colorado State)

260.0

Rushing yards per game by MSU, which is 13th nationally and third in the SEC (6-0 when rushing for over 200 yards this season)

5

times the MSU defense has held opponent to under 300 yards total offense this season, including three straight

0

Fumbles by MSU on offensive possessions this season (only lost fumble of year came on special teams)



FOOTBALL MEDIA SERVICES

Coach Dan Mullen

Monday Press Conference

Coach Dan Mullen will conduct his weekly press conference at 1 p.m. Monday in the media room at the Leo Seal Jr. Football Complex (third floor). The press conference can also be seen live on SEC Network+ via WatchESPN.com or the WatchESPN app. On-demand video (FTP) and quotes will be available later that afternoon.

SEC Teleconference

Coach Dan Mullen will join the league's other 13 coaches on the SEC's weekly Wednesday teleconference. Mullen's 10-minute segment is scheduled from 11:50 a.m.-12 p.m. CT. The teleconference phone number can be obtained by contacting the SEC.

Postgame

Coach Dan Mullen's postgame press conference for home games will be held on the second floor of the Seal M-Club Center at the south end of Davis Wade Stadium at Scott Field. Mullen's press conference may also be viewed in the press box on the MSU TV Center channel on press box television monitors. For road games, Mullen's postgame press conferences will be held in the visiting interview room or outside the locker room.

"Dawg Talk" Radio Show

Coach Dan Mullen's weekly, one-hour call-in radio show airs live at 7 p.m. CT each Thursday during the season from The Veranda in Starkville. It can be heard on 100.9 FM in Starkville, for free at HailState.com or via the TuneIn app.

MSU Players/Assistant Coaches

Monday Post Practice - Defense

Defensive players and defensive assistant coaches, including defensive coordinator Todd Grantham, are available by request following Monday's practice in the media room at the Seal Football Complex. Please email all player/assistant coach requests to Bill Martin (BMartin@athletics.msstate.edu), Andrew Piper (APiper@athletics.msstate.edu) and Taylor Shirey (tshirey@athletics.msstate.edu) 24 hours in advance.

Tuesday Post Practice - Offense

Offensive players and offensive assistant coaches are available by request following Tuesday's practice in the media room at the Seal Football Complex. Please email all player/assistant coach requests to Bill Martin (BMartin@athletics.msstate.edu), Andrew Piper (APiper@athletics.msstate.edu) and Taylor Shirey (tshirey@athletics.msstate.edu) 24 hours in advance.

Postgame

Player requests for postgame interviews will be taken in the fourth quarter. For home games, players will be available following Coach Dan Mullen's press conference in the Seal M-Club Center. For road games, players will be available after Mullen's press conference outside the locker room. The locker room is off limits to the media. MSU players may not be approached on the field following games for interviews.

MSU Athletic Communications

Phone (662) 325-8881
Mailing Address: P.O. Box 5308, Mississippi State, MS 39762
Overnight Address: Bryan Building, 288 Lakeview Drive, Mississippi State, MS 39762

Football Contacts

Bill Martin, Associate Athletic Director/Communications

Email: BMartin@athletics.msstate.edu
Office: (662) 325-0967 • Cell: (662) 418-3821 • Twitter: @MSUBillMartin

Andrew Piper, Assistant Director/Communications

Email: APiper@athletics.msstate.edu
Office: (662) 325-0972 • Cell: (662) 418-9183 • Twitter: @ADPiper7

Taylor Shirey, Assistant Director/Communications

Email: TShirey@athletics.msstate.edu
Cell: (256) 899-6482 • Twitter: @Taylor_Shirey14

Other Important Phone Numbers

Davis Wade Stadium at Scott Field Press Box..... (662) 325-3776
MSU Football Office..... (662) 325-2534
HailState Productions (Television) (662) 325-1262
MSU Athletic Ticket Office (662) 325-2600
MSU Athletic Director's Office (662) 325-8082

CollegePressBox.com

CollegePressBox.com serves as a one-stop shop for all needs regarding college football. Members can access player headshots, media guides and more for all FBS schools. Login information will be distributed to accredited media or by applying for a password by sending an email to password@collegepressbox.com.

30 MONDAY	31 TUESDAY	1 WEDNESDAY	2 THURSDAY	3 FRIDAY	4 SATURDAY	5 SUNDAY
Coach Mullen Press Conference 1 p.m. Seal Media Room SECNetwork+ Requested Defensive Assistant Coaches/Defensive Players 7:10 p.m. in Seal Media Room	Requested Offensive Assistant Coaches/Offensive Players 6:10 p.m. in Seal Media Room	Coach Mullen on SEC Teleconference 11:50 a.m. Passcode available from SEC	"Dawg Talk" with Dan Mullen Radio Show 7 p.m. at The Veranda 100.9 FM or HailState.com/plus		Game 9: MSU vs. UMass 11 a.m. CT • SECN Davis Wade Stadium Coach Mullen and selected players will be available after the game in the M Club Room (access via the Southwest portion of Davis Wade Stadium)	Off Day no media availability



DAN MULLEN

2014 NATIONAL COACH OF THE YEAR • 2014 AP SEC COACH OF THE YEAR
NINTH SEASON • [@COACHDANMULLEN](#)

PERSONAL

Birthdate: April 27, 1972

Age: 45

Hometown: Manchester, N.H.

Education: 1994 – Bachelor's Degree in Exercise and Sport Science from Ursinus College; 1996 – Master's Degree in Education from Wagner College

Wife: Megan

Children: Canon and Breelyn Elisabeth

COACHING EXPERIENCE

2009-p	Mississippi State (Head Coach)
2005-08	Florida (Offensive Coordinator/ Quarterbacks)
2003-04	Utah (Quarterbacks)
2001-02	Bowling Green (Quarterbacks)
1999-00	Notre Dame (Graduate Assistant Offense)
1998	Syracuse (Graduate Assistant Offense)
1996-97	Columbia (Wide Receivers)
1994-95	Wagner (Wide Receivers)

BY THE NUMBERS

67	Overall wins (2nd in MSU history)
9	Wins over Top 25 teams (tied MSU record)
5	Bowl game victories (MSU record)
7	Straight bowl games (MSU record)
5	Egg Bowl wins (2nd in MSU history)
22	NFL Draft picks since 2010
111	Statistical Records set in Mullen era
4	Wins over Top 10 teams (MSU record)
10	Weeks ranked in Top 10 (MSU record)
5	30-Win Senior Classes (MSU record)
5	Weeks ranked No. 1 (MSU record)
50	MSU players who have reached the NFL
3	QB's coached who are current NFL starters

MSU WINNING PCT. SINCE 1938

Coach (minimum 3 years)	Rec.	Pct.
1. ^ Allyn McKeen (1939-48)	65-19-3	.764
2. Dan Mullen (2009-p)	67-44	.604
3. Jackie Sherrill (1991-2003)	75-75-2	.500

^ - College Football Hall of Famer

MSU BOWL VICTORIES

Coach	App.	Wins
1. Dan Mullen (2009-p)	7	5
2. Jackie Sherrill (1991-2003)	2	2
3. 4 coaches	sev.	1

Consistency and longevity are two of the ultimate measures of a successful head coach. Few have personified that more than Dan Mullen, and he's achieved that in college football's toughest division. The 45-year-old is in his ninth season in Starkville after guiding the Bulldogs into unprecedented territory. That includes the fastest ascent from unranked to No. 1 in college football history and a school-record seven straight bowl games.

Mullen has surpassed College Football Hall of Famer Allyn McKeen (65-19-3) for second in Bulldog all-time wins. In 2017, Mullen also tied McKeen as the second-longest tenured coach in school history. Mullen's winning percentage ranks second in MSU annals among those who have coached six or more years. Only McKeen's .764 from 1939-48 is better.

Mullen has cemented the Bulldogs as one of the best in the SEC West as MSU ranks third in victories since 2014 (31) in college football's toughest division, which has produced a national title game finalist in 10 out of the last 11 years. He is the SEC's second-longest tenured current head coach behind only Alabama's Nick Saban (11th year).

Mullen has produced three seasons of at least nine victories in the last seven years, including the school's first back-to-back nine-win seasons in 2014 and 2015. To put in perspective, there were only four nine-win seasons at State in the 109 years prior to Mullen's arrival.

Bowl games have become the norm at State under Mullen's guidance. Prior to his arrival, the school record for consecutive bowl game appearances was three from 1998-2000. MSU is currently on a stretch of a school-record seven straight bowl appearances with its most recent triumph in the 2016 St. Petersburg Bowl. No other coach has been to more bowl games (seven) or won more bowl games (five) at MSU than Mullen. The Bulldogs are one of five SEC teams to earn a bowl berth every season this decade, and MSU is second in the league in bowl game wins (five) since 2010. Only five teams have held the No. 1 ranking since the start of the 2014 season – Alabama, Clemson, Florida State, Ohio State and Mississippi State.

No coach in school history had ever been a finalist for a national coach of the year honor until Mullen won the Maxwell Football Club's

National Coach of the Year award in 2014. He also claimed the Associated Press SEC Coach of the Year award that same fall that MSU reached No. 1. On top of that, Mullen has shined in the Egg Bowl, owning a 5-3 record against Ole Miss. His five wins against the in-state rival ranks second in school history, while his .625 winning percentage against the Rebels is the best by an MSU coach since Sid Robinson's 4-0 mark from 1917-19 (minimum three years).

Player development has been key in Mullen's eight previous seasons. Twenty-two Bulldogs have been chosen in the NFL Draft under Mullen's watch since 2010. What has proven to be even more impressive is how successful those players are when they reach the next level. The 2016 NFL season saw a school-record three Bulldogs – Dak Prescott, Fletcher Cox and K.J. Wright – reach the NFL Pro Bowl in Orlando. All three developed under Mullen at State. Prescott was the fifth SEC player to win NFL Rookie of the Year since its inception in 2002.

Off the field, Mullen's players are constant achievers in the classroom and the community donating countless hours to the Starkville area and state of Mississippi. A school-record 31 Bulldogs were named to the 2016 SEC Fall Academic Honor Roll, which ranked among the top five in the league. During Mullen's entire tenure at MSU, 166 players have earned the distinction of SEC Honor Roll recipient. State is tied for the SEC lead in number of National Football Foundation National Scholar-Athletes produced since 2010 with two.

The Mullen's created the Mullen Family 36 Foundation, raising close to \$500,000 for charity in the last five years. The foundation has impacted the lives of 36 different children's charities throughout the state of Mississippi and annually chooses a deserving student for a college scholarship. In the spring of 2017, the foundation hosted its first golf classic, bringing back former Bulldogs and celebrities that raised over \$100,000 for children's charities.

Mullen crossed a bucket list item off in April 2016. He received a sponsorship exemption through Adidas to run the 120th Boston Marathon, which he completed in 4:28:35. In the process, the Mullen 36 Family Foundation raised over \$60,000 through race donations.

MULLEN'S YEAR-BY-YEAR RECORD

Year	School	Overall Record	SEC Record	Noteable
2009	Mississippi State	5-7	3-5	def. #20 Ole Miss, 41-27
2010	Mississippi State	9-4	4-4	Gator Bowl champs; def. Michigan
2011	Mississippi State	7-6	2-6	Music City Bowl champs
2012	Mississippi State	8-5	4-4	Gator Bowl; won first seven games
2013	Mississippi State	7-6	3-5	Liberty Bowl champs
2014	Mississippi State	10-3	6-2	Orange Bowl, first No. 1 ranking
2015	Mississippi State	9-4	4-4	Belk Bowl champs
2016	Mississippi State	6-7	3-5	St. Petersburg Bowl, Egg Bowl champs
2017	Mississippi State	6-2	3-2	
TOTALS		67-44 (.604)	32-37 (.464)	

SERIES GAME-BY-GAME

MSU leads, 1-0

9/25/2016: MSU, 47-35 at Foxborough

THE SERIES: MSU VS. UMASS

This will be the second meeting between MSU and UMass ... UMass is one of four independents at the FBS level in football, joining Army, BYU and Notre Dame ... MSU faced BYU earlier this season ... MSU and UMass scheduled a three-game series signed in June 2015 ... The Bulldogs played at Gillette Stadium in Foxborough last season and UMass returns the trip this year and again on Oct. 17, 2020 in Starkville.

THE LAST MEETING

MSU 47 Sept. 25, 2016 • Gillette Stadium
UMass 35 Foxborough, Mass. • 13,074

Nick Fitzgerald accounted for 415 yards of total offense and three touchdowns as MSU used a second-half offensive surge to beat UMass, 47-35, in Gillette Stadium, the home of the New England Patriots. It was the Bulldogs' first contest in the Northeast since 1986 and a homecoming for head coach **Dan Mullen**, who grew up in nearby Manchester, N.H. MSU trailed 14-6 with less than two minutes remaining in the first half before finding a rhythm. Fitzgerald led the Bulldogs 65 yards in 80 seconds, hitting Fred Ross for a 9-yard touchdown to make it a one-point game at the half. In the third quarter, the two connected for a 46-yard touchdown before UMass scored to retake the lead. Then the Bulldogs scored two touchdowns just 17 seconds apart, on **Aeris Williams'** 16-yard run and then another on the next play from scrimmage when Jamoral Graham returned an interception 38 yards for a score. It was his first career pick. UMass made it interesting early in the fourth quarter but Ashton Shumpert put the game away on a 12-yard score. Fitzgerald finished with just the second 300-yard passing/100-yard rushing game in school history. **Brandon Bryant** and Johnathan Calvin had a team-high nine tackles. Calvin also recorded his first career interception and had two tackles for loss. Ross finished with his first 100-yard receiving game of the year.

THE NOTEBOOK

MORE NOTABLES

- Under **Dan Mullen** (since 2009), State is 60-4 when leading at the half and 61-2 when leading at the end of the third quarter.
- MSU was picked to finish sixth in the SEC West standings at SEC Media Days. The Bulldogs have finished ahead of where they were projected in five straight seasons and six times in eight years under **Dan Mullen**. State is currently tied for fourth place in the 2017 SEC West standings.
- The Bulldogs are ranked fifth in the SEC among NCAA Academic Progress Rate (APR) with a score of 974, which is eight points above the national average. MSU's high APR score allowed the Bulldogs to earn a berth to the St. Petersburg Bowl last season.
- The Bulldogs' 35 first downs against BYU in Week 7 were a school record, breaking the previous mark of 33 set against Georgia Tech in the 2014 Orange Bowl. Twelve times under **Dan Mullen**, State has accumulated 30 first downs or more in a game.
- MSU produced its first defensive shutout since 2014 in the opener against Charleston Southern. Meanwhile, the Bulldogs' offense hasn't been shutout in 110 consecutive games, the sixth-longest current streak in the SEC. The Bulldogs have scored in every game under head coach **Dan Mullen**.
- The Bulldogs have 30 years of NFL coaching experience on the staff, which is the seventh most in the FBS. Defensive coordinator **Todd Grantham** coached 11 years in the NFL, while defensive line coach **Brian Baker** spent 19 years in the pros.

MULLEN AT 67 WINS, NOW SECOND IN MSU HISTORY

Dan Mullen has surpassed College Football Hall of Famer Allyn McKeen as the second-winningest coach in school history (67 wins). Mullen is also tied with McKeen as the second-longest tenured coach in MSU history (by years). Mullen is in his ninth year and is coaching in his 112th game this weekend vs. UMass. Only Jackie Sherrill (152) has coached in more MSU games than Mullen. Mullen is just eight wins shy of tying Sherrill for first place in Bulldog victories. Mullen is the SEC's second-winningest coach among current head coaches behind only Nick Saban. In an era of coaching transactions, Mullen has turned MSU into a winner in college football's toughest division that has produced a national title game finalist in 10 out of the last 11 years.

Top 5 Winningest MSU Coaches (in terms of victories)

	Head Coach	Years	Tenure	Record	Pct.
1.	Jackie Sherrill	13	1991-2003	75-75-2	.500
2.	Dan Mullen	9	2009-Present	67-44	.604
3.	Allyn McKeen	9	1939-48	65-19-3	.764
4.	Emory Bellard	7	1979-85	37-42	.468
5.	W.D. Chadwick	5	1909-13	29-12-2	.698

Quickest to 65 Wins

Head Coach	Years	Tenure	Games to win 65
Allyn McKeen	9	1939-48	87 (8 of the 87 vs. ranked opponents)
Dan Mullen	9	2009-Present	109 (41 of the 109 vs. ranked opponents)
Jackie Sherrill	13	1991-2003	126 (33 of the 126 vs. ranked opponents)

Top 5 Longest Tenured MSU Coaches (by years)

Head Coach	Years	Tenure	Record	Pct.
1. Jackie Sherrill	13	1991-2003	75-75-2	.500
2. Dan Mullen	9	2009-Present	67-44	.604
Allyn McKeen	9	1939-48	65-19-3	.764
4. Emory Bellard	7	1979-85	37-42	.468
5. W.D. Chadwick	5	1909-13	29-12-2	.698
Rockey Felker	5	1986-90	21-34	.382

PUTTING UP POINTS

State is putting up points an impressive clip, scoring at least 35 points in six of its eight games this year and at least 35 points in 11 out of its last 15 games dating back to last season's Kentucky game on Oct. 22. The Bulldogs have scored at least 30 points in 54 of the 111 games under Dan Mullen (48.6 percent). MSU is 55-10 when scoring 25 or more points under Mullen. The Bulldogs have scored at least 35 points in three straight games and all four home games this year.

MSU 35-7 IN NON-CONFERENCE GAMES UNDER MULLEN

The Bulldogs are 35-7 in all non-SEC games under **Dan Mullen**, including a 30-5 mark in the regular season. State has won five in a row over non-conference teams. Under Mullen, the Bulldogs are 21-3 against non-SEC foes at home with losses coming in his first season of 2009 (Georgia Tech, Houston) and last season (South Alabama). The Bulldogs have outscored non-conference opponents 141-31 this year.

THE TODD GRANTHAM EFFECT

Todd Grantham has made an immediate splash in his first year as defensive coordinator in Starkville. Grantham is in his 11th season as a defensive coordinator and fifth season as a defensive coordinator in the SEC. He spent four years at Georgia. In the spring, he stressed building a "fast, physical and aggressive defense" and it has translated in 2017:

Category	'17 Stats	'17 Rank SEC (FBS)	Best at MSU Since	'16 Stats	'16 Rank SEC (FBS)	Improve
Total Defense	281.8	3rd (6th)	1999 (222.5)	459.1	12th (110th)	-177.3
Pass Defense	158.0	3rd (4th)	1989 (145.4)	281.5	14th (120th)	-123.5
Rush Defense	123.8	3rd (22nd)	2010 (119.1)	177.5	7th (70th)	-53.7
First Down Defense	12.6	1st (1st)	1963 (10.2)	22.9	12th (98th)	-10.3
Scoring Defense	17.4	4th (12th)	1999 (13.5)	31.8	13th (93rd)	-14.4
Yards Per Play	4.8	4th (22nd)	1999 (3.3)	6.2	13th (103rd)	-1.4

30-WIN SENIOR CLASSES IN MSU HISTORY

The victory against Texas A&M was the 2017 senior class' 31st and they are the ninth MSU senior class to reach the 30-win mark. The 2017 class is now tied for fifth in senior class victories, three shy of tying the school record of 34 set by the 1942 and 2015 squads. With one more victory they would move into a tie for fourth. Of the nine in the 118-year history of the program, five have occurred under head coach **Dan Mullen**.

30-Win MSU Senior Classes

1942: 34-5-2

2015: 34-15*

2000: 33-15

2014: 32-21*

2017: 31-16*

2013: 31-19*

2016: 31-20*

1941: 30-9-2

1999: 30-17

* - denotes Mullen Era

ELITE RUSHING ATTACK

• MSU is one of two FBS programs who have a QB-RB duo each averaging over 80.0 yards per game rushing, joining triple-option threat Georgia Tech (TaQuon Marshall-KirVonte Benson).

Aeris Williams is averaging 82.8 yards per game, while **Nick Fitzgerald** is tops on the squad with 83.2 ypg.

• State has rushed for over 250 yards six times this season and is 6-0 in those contests. The

QUICK FACTS

Location	Starkville, Miss.
Founded	February 28, 1878
Nickname	Bulldogs
Enrollment	21,622
President	Dr. Mark Keenum
Athletic Director	John Cohen
Faculty Rep	Dr. Steven Turner
Conference	Southeastern (West)
Colors	Maroon and White
Stadium	Davis Wade Stadium at Scott Field
Capacity	61,337
Playing Surface	Hybrid Bermuda
First Year Football	1895
Years of Football	118th
All-Time Record	552-570-40 (.491)
All-Time SEC Record	191-359-12 (.349)
All-Time Bowl Record	12-8 (.600)

2017 HONORS

Dan Mullen • Head Coach

Dodd Trophy National Coach of the Week (vs. LSU)

Deion Calhoun • OL • Jr.

SEC Offensive Lineman of Week (vs. UK)

Logan Cooke • P • Sr.

Ray Guy Award Watch List

Nick Fitzgerald • QB • Jr.

Maxwell Award Semifinalist

Second-Team All-SEC (Coaches, Media)

Davey O'Brien Award Watch List

Johnny Unitas Golden Arm Award Watch List

Maxwell Award National Player of the Week

(vs. LSU)

Davey O'Brien Award QB of the Week (vs. LSU)

(vs. LSU)

Manning Award Star of the Week (vs. LSU)

SEC Offensive Player of the Week (vs. LSU, at Texas A&M)

(vs. LSU)

Gabe Myles • WR • Sr.

Wuerffel Award Watch List

AFCA Good Works Team

Martinas Rankin • OT • Sr.

Second-Team All-American (CFN)

Second-Team All-SEC (Coaches, Media)

Jeffery Simmons • DT • So.

Bednarik Award Semifinalist

SEC Defensive Lineman of the Week (at LA Tech, vs. LSU)

(vs. LSU)

Second-Team All-SEC (Athlon Sports)

Montez Sweat • LB/DE • Jr.

SEC Defensive Lineman of the Week (vs. Kentucky, at Texas A&M)

(vs. Kentucky, at Texas A&M)

Aeris Williams • RB • Jr.

Doak Walker Award Watch List

Darryl Williams • OL • So.

SEC Offensive Lineman of Week (vs. LSU)

BULLDOG TRENDS

	2017	Mullen	Streak
August	0-0	1-1	L1
September	3-2	23-12	L2
October	3-0	25-11	W4
November	0-0	14-18	W1
December-January	0-0	5-2	W2

MSU's Conference Record...

at home	2-0	18-17	W2
on the road	1-2	13-21	W1

MSU's Non-Conference Record...

at home	2-0	21-3	W3
on the road	1-0	9-1	W1
neutral	0-0	5-3	W2

MSU vs. Ranked Opponents...

overall	2-2	9-33	W1
at home	1-0	5-15	W2
on the road	1-1	4-15	L6
neutral	0-0	0-3	L3
vs. Top 10	0-0	4-14	L1

MSU's Record in Games...

decided by 7 pts or less	0-0	16-13	W2
decided by 3 pts or less	0-0	4-4	W1
Road during the day	0-0	8-9	W1
Road at night	2-2	14-13	W1
Home during the day	3-0	18-7	W5
Home at night	1-0	21-12	W1

MSU's Record When Scoring...

less than 20 points	0-2	6-24	L2
20 or more points	6-0	35-14	W7
25 or more points	6-0	55-10	W7

MSU's Record When Allowing...

14 or fewer points	5-0	33-1	W24
24 or fewer points	5-0	55-11	W7
25+ points	0-2	11-33	L4

MSU's Record When...

MSU scores first	5-0	47-10	W7
Opponent scores first	1-2	20-34	L2
Leading after the 1st qtr	5-0	48-7	W8
Trailing after the 1st qtr	0-2	11-28	L2
Leading at halftime	6-0	60-4	W9
Trailing at halftime	0-2	6-37	L2
Leading after the 3rd qtr	6-0	61-2	W11
Trailing after the 3rd qtr	0-2	4-39	L2
Tied going into the 4th qtr	0-0	0-0	L1

MSU's Record With...

less than 300 yards	0-1	0-1	L4
400+ yards total offense	5-0	36-11	W6
500+ yards total offense	2-0	27-6	W3
600+ yards total offense	0-0	4-2	W3
less than 100 yards rush	0-0	4-10	L3
100+ yards rushing	6-2	33-18	W3
150+ yards rushing	6-2	31-15	W3
200+ yards rushing	6-0	36-7	W7
250+ yards rushing	5-0	27-6	W8
less than 200 yards pass	3-2	26-24	W2
300+ yards passing	0-0	15-6	L1
350+ yards passing	0-0	6-1	W5
400+ yards passing	0-0	2-1	W2
450+ yards passing	0-0	1-1	W1

Bulldogs have eclipsed 250 rushing yards in 10 out of their last 15 games dating back to the Kentucky game on Oct. 22 last season. MSU has won nine in a row when rushing for over 250 yards.

• MSU is averaging 260.0 yards per game on the ground, which is third in the SEC and 13th nationally. That tally is the best by a Bulldog squad since 1980 when it put up a school-record 280.5 yards per game.

MSU RB/QB HAVE NOT LOST A FUMBLE THIS SEASON

MSU's quarterbacks and running backs have not lost a fumble this season. The Bulldogs' first lost fumble occurred with 0:37 remaining in the Week 6 game against BYU when **Keith Mixon** fumbled on a kickoff. State still has not LOST a fumble on any offensive possession this season, which includes all 375 rushing attempts this year. The Bulldogs have fumbled only twice on their 375 carries this season when **Keytaon Thompson** did late in the fourth quarter at Auburn on Sept. 30 and **Aeris Williams** did on the first drive of the third quarter at Texas A&M on Oct. 28. MSU recovered both of those fumbles. The Bulldogs have gone 36 consecutive quarters (nine straight games) without a lost fumble on an offensive possession. MSU has carried it 423 consecutive times without a lost fumble on offense (Egg Bowl last year last lost one). MSU leads the SEC and is tied for third in the nation in fewest fumbles LOST with one. The Bulldogs are second in the nation in fewest total fumbles (4). In **Nick Fitzgerald's** 317 career carries, he's lost a fumble three times (twice vs. Auburn in 2016 and once at UMass in 2016).

Consecutive Carries Without A Fumble

Player	Consecutive Carries W/O Fumble	Last Fumble
QB Nick Fitzgerald	141	4Q vs. Texas A&M, 11/5/16 (recovered it)
RB Dontavian Lee	44	never fumbled
RB Nick Gibson	44	never fumbled
RB Aeris Williams	4	3Q at Texas A&M, 10/28/17 (recovered it)
RB Kylin Hill	4	2Q at Texas A&M, 10/28/17 (recovered it)

Consecutive Carries Without A Lost Fumble

Player	Consecutive Carries W/O Lost	Last Lost Fumble
RB Aeris Williams	310	3Q at Texas A&M, 10/3/15 (6:05)
QB Nick Fitzgerald	240	2Q vs. Auburn, 10/8/16 (1:45 on clock)
RB Kylin Hill	50	never lost a fumble
RB Dontavian Lee	44	never lost a fumble
RB Nick Gibson	44	never lost a fumble

WINS BY SEC WEST TEAMS SINCE START OF 2014 SEASON

MSU has been a model of consistency in the difficult SEC West as the Bulldogs have won the second-most games in the division since the start of the 2014 season. A look at the list:

1. Alabama - 48

2. LSU - 31

Mississippi State - 31

4. Texas A&M - 29

Auburn - 29

6. Ole Miss - 27

7. Arkansas - 25

500 YARD TOTAL OFFENSE GAMES BY SEC TEAMS SINCE 2014

Mississippi State leads the SEC with 20 500-yard total offense games since 2014. The Bulldogs racked up five 500-yard offense games a season ago and did so again with 555 yards in the season-opening win over Charleston Southern and 546 against BYU in Week 6. The full list since 2014:

1. Mississippi State - 20

2. Ole Miss - 18

3. Alabama - 17

4. Texas A&M - 16

5. Auburn - 16

6. Missouri - 11

7. Tennessee - 10

LSU - 10

9. Kentucky - 8

Arkansas - 8

11. Georgia - 7

12. Florida - 5

South Carolina - 5

14. Vanderbilt - 4

FITZGERALD ONE OF THE NATION'S BEST SIGNAL CALLERS

Junior **Nick Fitzgerald** is in his second season as a starter and owns a 12-9 record as a starter.

- At 6-foot-5, 230 pounds, Fitzgerald was Dak Prescott's primary backup in 2015 before taking the reins. He was offered by only two schools coming out of Richmond Hill (Ga.) High School, MSU and Middle Tennessee. Richmond Hill ran an option style offense and threw only 78 passes as a senior. He played wide receiver as a junior before moving to quarterback.

- Fitzgerald owns the SEC career record for 100-yard rushing games by a QB with 12. He's coming off three straight 100-yard rushing contests, including 103 vs. BYU, 115 vs. Kentucky and 105 at Texas A&M. Fitzgerald has rushed for 100 yards in 10 of his last 15 games. He's done it four times this season.

- Fitzgerald's 12 100-yard rushing games already rank third in MSU career history among all positions:

MSU Career 100-Yard Rushing Games

Player	Games	Years
1. Anthony Dixon	17	2006-09
2. Jerious Norwood	13	2002-05
3. James Johnson	12	1997-98
Walter Packer	12	1973-76
Nick Fitzgerald	12	2015-present
6. Vick Ballard	10	2010-11
Dicenzo Miller	10	1998-01
Michael Davis	10	1991-94
Michael Haddix	10	1979-82
10. Dak Prescott	9	2012-15
Don Smith	9	1983-86

- Fitzgerald is the sixth QB in SEC history to rush for over 2,000 yards in a career. Three of the top six were MSU players (Fitzgerald, Dak Prescott and John Bond) and three of the six were also coached by **Dan Mullen** (Fitzgerald, Tim Tebow and Prescott). Fitzgerald is one yard away from tying Johnny Manziel for fifth place.

SEC Career QB Rushing Yards

Player	Team	Years	Yards
1. Tim Tebow	UF	2006-09	2,947
2. Matt Jones	ARK	2001-04	2,535
3. Dak Prescott	MSU	2012-15	2,521
4. John Bond	MSU	1980-83	2,280
5. Johnny Manziel	A&M	2012-13	2,169
6. Nick Fitzgerald	MSU	2015-p	2,168

- Fitzgerald is just 217 yards shy of the MSU career top 10 in rushing yards.

MSU Career Rushing Yards

Player	Yds.	Years	Att.	Avg.
1. Anthony Dixon	3994	2006-09	910	4.4
2. Jerious Norwood	3212	2002-05	573	5.6
3. Walter Packer	2820	1973-76	483	5.8
4. Michael Davis	2721	1991-94	578	4.7
5. Michael Haddix	2558	1979-82	425	6.0
6. LaDarius Perkins	2554	2010-13	530	4.8
7. Dak Prescott	2521	2012-15	536	4.7
8. James Johnson	2452	1997-98	453	5.4
9. Dennis Johnson	2284	1974-77	428	5.3
10. John Bond	2280	1980-83	572	4.0
-- Nick Fitzgerald	2168	2015-p	317	6.8

- Fitzgerald has been responsible for 66 career touchdowns. Fitzgerald and Dak Prescott are the only two players in school history to rush for 25+ touchdowns and throw for 25+ touchdowns.

MSU Career Touchdowns Responsible

Player	Years	Rush	Pass	TDs
1. Dak Prescott	2012-15	41	70 & 3 rec.	114
2. Nick Fitzgerald	2015-p	29	37	66
3. Don Smith	1983-86	21	31	52
4. Anthony Dixon	2006-09	46	0	46
5. Tyler Russell	2010-13	3	42	45

- Fitzgerald ranks second in the SEC in rushing touchdowns and leads all SEC QBs this season with 10. He has rushed for multiple touchdowns in a game four times this season and 12 times in his career. The BYU game was the seventh time in Fitzgerald's career that he has thrown for multiple TDs and rushed for multiple TDs in the same game. Three times this year he has done that: Louisiana Tech, LSU and BYU.

- Fitzgerald owns 68 rushes of 10 or more yards in his career, including 19 this season which is fourth among all SEC players. Since the start of the 2016 season, Fitzgerald has produced the second-most 10+ yard rushes (64) in the SEC.

CAREER GAMES PLAYED/STARTED

Player	'14	'15	'16	'17	Total
Johnathan Abram	--	--	--	8/3	8/3
Fletcher Adams	--	--	11/0	8/3	19/3
Stephen Adegoke	--	--	--	3/0	3/0
Joel Baldwin	--	--	--	1/0	1/0
Hunter Bradley	3/0	12/0	13/0	8/0	36/0
Bennie Braswell	--	--	--	1/0	1/0
Tre Brown	--	--	--	8/0	8/0
Brandon Bryant	--	13/8	13/10	8/6	34/24
Logan Burnett	--	--	--	2/0	2/0
Deion Calhoun	--	13/1	9/9	8/8	30/18
Korey Charles	--	--	--	2/0	2/0
Jace Christmann	--	--	--	8/0	8/0
Tolando Cleveland*	13/0	13/10	--	8/7	46/17
Ronald Cochran	--	4/0	1/0	4/0	9/0
Logan Cooke	9/0	13/0	10/0	8/0	40/0
Jamal Couch	--	--	11/0	8/0	19/0
Cameron Dantzler	--	--	--	8/0	8/0
Tucker Day	--	--	--	2/0	2/0
Malik Dear	--	11/0	12/9	0/0	23/9
Lashard Durr	--	--	13/7	8/4	21/11
Greg Eiland	--	--	--	8/3	8/3
Nick Fitzgerald	--	8/0	13/13	8/8	29/21
Willie Gay Jr.	--	--	--	8/0	8/0
Nick Gibson	--	--	3/0	8/0	11/0
Donald Gray	--	13/0	13/13	8/8	34/21
J.T. Gray	6/0	13/0	13/10	8/5	40/15
Farrod Green	--	--	12/8	8/8	20/16
Gerri Green	--	13/1	13/0	8/8	34/9
Aaron Hamaker	--	3/0	11/0	4/0	18/0
Dez Harris	6/0	7/0	13/0	8/8	34/8
Grant Harris	--	5/0	6/0	8/0	19/0
Kylin Hill	--	--	--	8/0	8/0
Braxton Hoyett	--	7/0	13/0	7/6	27/6
Jesse Jackson	--	12/0	13/1	8/4	33/5
Elgton Jenkins	--	11/3	12/5	8/8	31/16
Justin Johnson	--	11/0	13/2	8/0	32/2
Dontea Jones	--	--	--	4/0	4/0
Kendell Jones	--	--	1/0	4/0	5/0
Kobe Jones	--	--	--	8/0	8/0
Traver Jung	--	--	13/2	6/0	19/2
Dontavian Lee	--	10/0	13/0	8/0	31/0
Leo Lewis	--	--	13/13	8/7	21/20
Mark McLaurin	--	12/0	13/6	8/8	33/14
Cameron Miller	--	--	--	1/0	1/0
Blake Mitchell	--	--	--	2/0	2/0
Osirus Mitchell	--	--	--	5/0	5/0
Keith Mixon	--	--	13/1	7/6	20/7
Harrison Moon	--	--	12/0	8/0	20/0
C.J. Morgan	--	--	--	7/0	7/0
Alec Murphy	--	--	4/0	6/0	10/0
Gabe Myles	13/3	10/0	13/4	4/4	39/10
Travis O'Connor	--	--	--	1/0	1/0
Dareau Parker	--	--	--	8/0	8/0
Allen Perkins	--	--	--	2/0	2/0
Jamal Peters	--	12/2	12/2	8/1	32/5
Josiah Phillips	--	1/0	13/0	8/0	22/0
Wyatt Powell	--	--	--	2/0	2/0
Martinas Rankin	--	--	13/10	5/5	18/15
Chris Rayford	--	13/0	13/3	8/4	34/7
Chris Redmon	--	--	--	2/0	2/0
Stewart Reese	--	--	--	8/8	8/8
Kody Schexnayder	--	--	4/0	1/0	5/0
Jeffery Simmons	--	--	12/3	8/8	20/11
Maurice Smitherman	--	--	10/0	8/0	18/0
Marquiss Spencer	--	--	12/0	8/0	20/0
Michael Story	--	--	8/2	5/0	13/2
Montez Sweat	--	--	--	8/8	8/8
Cory Thomas	--	8/0	13/4	3/2	24/6
Dedrick Thomas	--	--	10/0	8/0	18/0
Jordan Thomas	--	--	12/0	8/2	20/2
Erroll Thompson	--	--	--	8/0	8/0
Keytaon Thompson	--	--	--	7/0	7/0
Reggie Todd	--	--	--	8/0	8/0
Brad Wall	--	--	7/0	0/0	7/0
Tim Washington	--	--	12/0	8/0	20/0
Evans Wilkerson	--	--	12/0	8/0	20/0
Aeris Williams	--	13/0	13/3	8/8	34/11
Darryl Williams	--	--	7/0	8/8	15/8

* - Tolando Cleveland played in 12 games (0 starts) in 2014 and received a medical redshirt in 2016.

BULLDOGS ON NFL ROSTERS (18)

Name	Pos.	Team	Year
Denico Autry	DE	Raiders	4
Johnthan Banks	CB	Texans	5
Fred Brown #	WR	Colts	R
Blaine Clausell #	OL	Panthers	3
Fletcher Cox ^\$	DE	Eagles	6
Dillon Day	C	Colts	3
Kaleb Eulls %	DL	Chargers	3
Gabe Jackson \$	OG	Raiders	4
Chris Jones \$	DT	Chiefs	2
Kyle Love	DT	Panthers	6
Benardrick McKinney \$	LB	Texans	3
Pernell McPhee \$	OLB	Bears	7
Dak Prescott ^\$	QB	Cowboys	2
Fred Ross %	WR	Panthers	R
Deontae Skinner #	LB	Raiders	3
Darius Slay \$	CB	Lions	5
Preston Smith \$	LB	Redskins	3
K.J. Wright ^\$	LB	Seahawks	7

^ - indicates Pro Bowl selection

\$ - indicates regular starter

% - indicates injured reserve

- indicates on practice squad



2017 UNIFORM COMBINATIONS

Opponent	Helmet	Jersey	Pants
Charleston So.	Maroon	Maroon	White
at LA Tech	Maroon	White	White
#11 LSU	Maroon	Maroon	Grey
at #11 Georgia	White	White	White
at #13 Auburn	Maroon	White	Maroon
BYU	Maroon	Maroon	Grey
Kentucky	Maroon	Maroon	White
at Texas A&M	Maroon	White	White
UMass			
Alabama			
at Arkansas			
Ole Miss			

SEC STANDINGS

SEC West

Team	Conf.	Overall
Alabama	5-0	8-0
Auburn	4-1	6-2
LSU	3-1	6-2
Mississippi State	3-2	6-2
Texas A&M	3-2	5-3
Arkansas	1-4	3-5
Ole Miss	1-4	3-5

SEC East

Team	Conf.	Overall
Georgia	5-0	8-0
South Carolina	4-2	6-2
Kentucky	3-2	6-2
Florida	3-3	3-4
Missouri	0-4	3-5
Tennessee	0-5	3-5
Vanderbilt	0-5	3-5

10 or more yard rushes since 2016

1. Nick Fitzgerald, MSU - 64

2. Nick Chubb, Georgia - 63

3. Jalen Hurts, Alabama - 59

4. Derrius Guice, LSU - 52

5. Damarea Crockett, Missouri - 46

• Fitzgerald also owns 5 50+ yard runs, 4 60+ yard runs and 3 70+ yard runs in his career.

• Fitzgerald is currently fifth in MSU career total offensive yards with 6,146.

MSU Career Total Offense

Player	Years	Plays	Rush	Pass	Total
1. Dak Prescott	2012-15	1705	2521	9376	11897
2. Don Smith	1983-86	1223	1868	5229	7097
3. John Bond	1980-83	1237	2280	4621	6901
4. Wayne Madkin	1998-01	1121	146	6336	6482
5. Nick Fitzgerald	2015-p	790	2168	3978	6146

• With his rushing touchdown last week at Texas A&M, Fitzgerald tied Vick Ballard for third place in MSU career rushing scores. Fitzgerald is one of only three QBs in MSU history to rush for 20 TDs and throw for 20 TDs in a career joining Dak Prescott (2012-15) and Don Smith (1983-86).

MSU Career Rushing Touchdowns

Player	TDs	Years	Att.	Yds.
1. Anthony Dixon	42	2006-09	910	3994
2. Dak Prescott	41	2012-15	536	2521
3. Vick Ballard	29	2010-11	379	2157
4. Nick Fitzgerald	28	2015-p	299	2063

• Fitzgerald averages 6.8 yards per rush, which is currently the MSU career record. The previous record was 6.2 yards per carry by Harvey Johnson from 1938-40 (234 rushes for 1,442 yards).

• Fitzgerald into the UMass game with 37 career passing TDs, which is one shy of third place in MSU career annals. He has thrown at least two TDs in five of eight games this season.

Player	TDs	Years	Yds.	Int.
1. Dak Prescott	70	2012-15	9376	23
2. Tyler Russell	42	2010-13	5441	23
3. Derrick Taite	38	1993-96	5232	25
4. Nick Fitzgerald	37	2015-p	3978	18

• Fitzgerald is in ninth place in MSU career passing yards. He's thrown for 3,837 yards.

Player Yds. Years Att. Cmp. Pct.

1. Dak Prescott	9376	2012-15	1169	734	.628
2. Wayne Madkin	6336	1998-01	887	462	.521
3. Kevin Fant	5631	2000-03	866	461	.532
4. Tyler Russell	5441	2010-13	699	410	.587
5. Derrick Taite	5232	1993-96	734	362	.493
6. Don Smith	5229	1983-86	738	342	.463
7. John Bond	4621	1980-83	665	307	.462
8. Tony Shell	4292	1988-90	715	349	.488
9. Nick Fitzgerald	3978	2015-p	584	326	.560

• Eight times in his career, Fitzgerald has rushed for at least two touchdowns, rushed for at least 100 yards and thrown at least one touchdown pass in the same game. That mark is tied for fourth nationally dating back to 2000. Dak Prescott only did it twice in his career.

QBs with 2 rush TDs, 100 yds rushing, 1 pass TD in Same Game Since 2000

1. Lamar Jackson, Louisville (2015-present) - 11

Colin Kaepernick, Nevada (2007-10) - 11

Jordan Lynch, Northern Illinois (2010-13) - 11

4. Nick Fitzgerald, Mississippi State (2015-present) - 8

Denard Robinson, Michigan (2009-12) - 8

MSU LEADS SEC IN BLOCKED PUNTS/KICKS SINCE 2014

MSU has made it a priority under Dan Mullen to block kicks and punts. The Bulldogs lead the SEC in blocked kicks and punts since 2014 with 14, including two this season by Jeffery Simmons at Louisiana Tech in Week 2. That tally is third in the nation since 2014. Simmons is tied for the national lead this season. A full list of the 25 MSU's blocked punts and kicks since Mullen became coach:

Date	Opponent	Play
9/12/2009	Auburn	Patrick Hanrahan blocked Punt, Recovered by Robert Elliot, TD
10/10/09	Houston	Fletcher Cox blocked 29-yd FG
9/9/10	Auburn	Fletcher Cox blocked 37-yd FG
10/2/10	Alcorn State	Devin Jones blocked 45-yd FG
11/27/10	Ole Miss	Fletcher Cox blocked PAT
11/19/11	#6 Arkansas	Fletcher Cox blocked 32-yd FG
12/30/11	Wake Forest	Fletcher Cox blocked 33-yd FG

RANKINGS

ASSOCIATED PRESS

RK. TEAM	REC.	POINTS
1. Alabama (59)	8-0	1523
2. Georgia (2)	8-0	1465
3. Ohio State	7-1	1332
4. Wisconsin	8-0	1256
5. Notre Dame	7-1	1254
6. Clemson	7-1	1196
7. Penn State	7-1	1189
8. Oklahoma	7-1	1147
9. Miami	7-0	1075
10. TCU	7-1	942
11. Oklahoma State	7-1	936
12. Washington	7-1	874
13. Virginia Tech	7-1	837
14. Iowa State	6-2	670
15. UCF	7-0	654
16. Auburn	6-2	576
17. USC	7-2	562
18. Stanford	6-2	434
19. LSU	6-2	338
20. NC State	6-2	333
21. Mississippi State	6-2	279
22. Memphis	7-1	270
23. Arizona	6-2	204
24. Michigan State	6-2	136
25. Washington State	7-2	122

RV: South Florida 98, Michigan 73, Toledo 19, West Virginia 13, South Carolina 11, San Diego State 3, Army 2, Boise State 2.

USA TODAY COACHES

RK. TEAM	REC.	POINTS
1. Alabama (65)	8-0	1625
2. Georgia	8-0	1549
3. Ohio State	7-1	1426
4. Wisconsin	8-0	1418
5. Clemson	7-1	1295
6. Miami	7-0	1238
7. Penn State	7-1	1221
8. Notre Dame	7-1	1212
9. Oklahoma	7-1	1192
10. Oklahoma State	7-1	1000
11. Washington	7-1	977
12. TCU	7-1	944
13. Virginia Tech	7-1	878
14. UCF	7-0	727
15. Auburn	6-2	622
16. Iowa State	6-2	571
17. USC	7-2	560
18. Stanford	6-2	494
19. NC State	6-2	382
20. LSU	6-2	372
21. Memphis	7-1	288
22. Mississippi State	6-2	210
23. South Florida	7-1	193
24. Michigan	6-2	176
25. Arizona	6-2	153

RV: Michigan State 145, Washington State 127, South Carolina 53, Kentucky 33, Toledo 10, West Virginia 9, Boise State 8, San Diego State 6, Texas A&M 4.

BULLDOGS WEEK-BY-WEEK

WK.	AP	COACHES
Preseason	NR	RV
Week 2 (9/4)	RV	RV
Week 3 (9/10)	RV	RV
Week 4 (9/17)	17	19
Week 5 (9/24)	24	24
Week 6 (10/1)	NR	RV
Week 7 (10/8)	NR	RV
Week 8 (10/15)	RV	RV
Week 9 (10/22)	RV	RV
Week 10 (10/30)	21	22

MISCELLANEOUS STATS

TURNOVER CHART

Opponent	Forced by MSU					Forced By Opponent				
	Fum	Int	Tot	Pts Off	Margin	Fum	Int	Tot	Pts Off	
Charleston Southern	0	0	0	0	-	0	0	0	0	
at Louisiana Tech	1	1	2	20	+1	0	1	1	6	
LSU	0	0	0	0	-	0	0	0	0	
at Georgia	1	0	1	0	-1	0	2	2	10	
at Auburn	2	0	2	3	-	0	2	2	7	
BYU	1	1	2	14	-1	1	2	3	7	
Kentucky	0	2	2	14	+2	0	0	0	0	
at Texas A&M	0	3	3	21	+2	0	1	1	0	
UMass										
Alabama										
at Arkansas										
Ole Miss										
TOTALS	5	7	12	72	+3	1	8	9	30	

REDZONE CHART

Opponent	MSU					
	Inside	TD	Run/Pass	TD Pct.	FG	Score Pct.
Charleston Southern	7	6	3/3	.857	0	.857
at Louisiana Tech	5	3	1/2	.600	1	.800
LSU	6	3	2/1	.500	2	.833
at Georgia	3	0	0/0	.000	1	.333
at Auburn	3	1	0/1	.333	1	.667
BYU	5	4	3/1	.800	0	.800
Kentucky	4	3	2/1	.750	1	1.000
at Texas A&M	4	4	2/2	1.000	0	1.000
UMass						
Alabama						
at Arkansas						
Ole Miss						
TOTALS	37	24	13/11	.649	6	.811

Opponent	Opponents					
	Inside	TD	Run/Pass	TD Pct.	FG	Score Pct.
Charleston Southern	0	0	0/0	.000	0	.000
at Louisiana Tech	5	2	1/1	.400	1	.600
LSU	1	1	1/0	1.000	0	1.000
at Georgia	1	1	1/0	1.000	0	1.000
at Auburn	4	4	3/1	1.000	0	1.000
BYU	0	0	0/0	0.000	0	0.000
Kentucky	0	0	0/0	0.000	0	0.000
at Texas A&M	2	1	1/0	.500	0	.500
UMass						
Alabama						
at Arkansas						
Ole Miss						
TOTALS	13	9	7/2	.692	1	.769

REWRITING THE MISSISSIPPI STATE RECORD BOOKS IN THE DAN MULLEN ERA (2009-PRESENT)

111

individual and team single-game, single-season and career
statistical records have been broken in the Dan Mullen era.

Individual Single-Game (16 overall)

Rushing Yards – Nick Fitzgerald; 258 at Ole Miss (2016)
Rushing Yards by a Quarterback - Nick Fitzgerald; 258 at Ole Miss (2016)
Yards Per Rush - Nick Fitzgerald; 18.4 at Ole Miss (2016) - 2nd SEC history
Total Offense - Dak Prescott; 554 at Arkansas (2015)
Total Plays - Dak Prescott; 70 at Alabama (2014)
Touchdowns Responsible For - Dak Prescott; 7 at Arkansas (2015) & Nick Fitzgerald; 7 vs. Samford (2016)
Completions - Dak Prescott; 38 at Arkansas (2015)
Completion Percentage - Dak Prescott; .769 vs. Texas A&M (2014)
Passing Yards - Dak Prescott; 508 at Arkansas (2015)
Passing Touchdowns - Dak Prescott; 5 at Arkansas (2015) & Nick Fitzgerald; 5 vs. Samford (2016)
Consecutive Attempts Without an INT - Dak Prescott; 52 vs. LSU (2015)
Receiving Yards - Jameon Lewis; 220 vs. Rice (2013)
Receiving Touchdowns - Chad Bumphis; 3 vs. Troy (2012) & Donald Gray; 3 vs. Samford (2016)
Interceptions - Richie Brown; 3 vs. Texas A&M (2014)
Interception Return Yards - Johnthan Banks; 120 vs. Florida (2009)
Interception Touchdowns - Johnthan Banks; 2 vs. Florida (2009)

Team Single-Game (10 overall)

Yards Per Rush - 9.7 at Ole Miss (2016)
Passing Attempts - 54 vs. LSU (2015)
Passing Completions - 34 vs. LSU (2015)
Completion Percentage - .800 vs. Memphis (2010)
Passing Yards - 508 at Arkansas (2015)
Touchdown Passes - 5 at Arkansas (2015); vs. Georgia Tech (2014); vs. Samford (2016)
Total Plays - 100 vs. Arkansas (2010)
Total Offense - 669 vs. Samford (2016)
Yards Per Play Allowed - 0.7 vs. Charleston Southern (2017)
First Downs - 35 vs. BYU (2017)

Individual Single-Season (36 overall)

Rushing Yards – Anthony Dixon; 1,391 (2009)
Yards Per Rush - Nick Fitzgerald; 7.1 (2016)
Rushing Yards by a Quarterback – Nick Fitzgerald; 1,375 (2016)
Rushing Yards Per Game – Anthony Dixon; 126.5 (2009)
100-Yard Rushing Games – Anthony Dixon; 8 (2009) & Nick Fitzgerald; 8 (2016)
100-Yard Rushing Games by a Quarterback - Nick Fitzgerald; 8 (2016)
Rushing Touchdowns – Vick Ballard; 19 (2010)
Total Offense – Dak Prescott; 4,435 (2014)
Total Offense Yards Per Game – Dak Prescott; 341.2 (2014)
Touchdowns Responsible For – Dak Prescott; 41 (2014)
Passing Attempts – Dak Prescott; 477 (2015)
Passing Completions – Dak Prescott; 316 (2015)
Completion Percentage – Dak Prescott; .662 (2015)
Passing Yards – Dak Prescott; 3,793 (2015)
Passing Yards Per Game – Dak Prescott; 291.8 (2015)
200-Yard Passing Games – Dak Prescott; 12 (2014, 2015)
300-Yard Passing Games - Dak Prescott; 7 (2015)
Passing Touchdowns – Dak Prescott; 29 (2015)
Passing Efficiency – Dak Prescott; 151.7 (2014)
Consecutive Attempts Without an INT – Dak Prescott; 239 (2015)
Consecutive Games with a Touchdown Pass - Dak Prescott; 13 (2014)
Receiving Touchdowns – Chad Bumphis; 12 (2012)
Receptions - Fred Ross; 88 (2015)
100-Yard Receiving Games - Fred Ross; 5 (2015)
Points Scored – Vick Ballard; 120 (2010)
Touchdowns Scored – Vick Ballard; 20 (2010)
PAT Kicks Attempted – Evan Sobieski; 59 (2014)
PAT Kicks Made – Evan Sobieski; 56 (2014)
Most Kickoff Returns – Leon Berry; 38 (2009)

Kickoff Return Yardage – Leon Berry; 1,015 (2009)
Kickoff Return Touchdowns – Jameon Lewis; 1 (2012) & Brandon Holloway (2015)
Yards Per Kickoff Return – Leon Berry; 26.8 (2010)
Interceptions – Corey Broomfield; 6 (2009)
Return Yards Per Interception – Johnthan Banks; 36.2 (2009)
Interceptions Return Yards – Johnthan Banks; 145 (2009)
Interceptions Returned for a Touchdowns – Johnthan Banks & Corey Broomfield; 2 (2009)

Team Single-Season (18 overall)

Total Offensive Yards – 6,679 (2014)
Total Plays – 1,001 (2014)
Yards Per Play - 6.7 (2014)
Per Game Offense – 513.8 (2014)
Points Scored – 480 (2014)
Points Per Game - 36.9 (2014)
Most Offensive Touchdowns – 60 (2014)
Total First Downs – 334 (2014)
Yards Per Rush - 5.6 (2016)
Passing Yardage – 4,113 (2015)
Passing Yards Per Game – 316.4 (2015)
Completion Percentage – .662 (2015)
Completions – 331 (2015)
Passing Touchdowns – 31 (2014)
Blocked Kicks – 4 (2014, 2015)
Most PAT Kicks Made – 60 (2014)
100-Yard Receiving Games - 8 (2015)
Tackles For Loss - 98 (2015)

Individual Career (31)

Rushing Attempts – Anthony Dixon; 910 (2nd in SEC history)
Rushing Yards – Anthony Dixon; 3,994 (8th in SEC history)
Rushing Yards by a Quarterback - Dak Prescott; 2,521 (3rd in SEC history)
100-Yard Rushing Games – Anthony Dixon; 17
100-Yard Rushing Games by a Quarterback - Nick Fitzgerald; 12
Rushing Touchdowns – Anthony Dixon; 42 (7th in SEC history)
All-Purpose Yards – Anthony Dixon; 4,443
Total Plays – Dak Prescott; 1,709 (4th in SEC history)
Total Offense - Dak Prescott; 11,897 (3rd in SEC history)
Touchdowns Responsible - Dak Prescott; 114 (4th in SEC history)
Passing Attempts - Dak Prescott; 1,169 (19th in SEC history)
Completions - Dak Prescott; 734 (12th in SEC history)
Completion Percentage – Dak Prescott; .628 (12th in SEC history)
Consecutive Attempts Without an INT - Dak Prescott; 288 (3rd in SEC history)
Passing Touchdowns – Dak Prescott; 70 (16th in SEC history)
Passing Yards - Dak Prescott; 9,376 (11th in SEC history)
200-Yard Passing Games - Dak Prescott; 29
300-Yard Passing Games - Dak Prescott; 9
400-Yard Passing Games - Dak Prescott; 2
Passing Efficiency – Dak Prescott; 146.1 (12th in SEC history)
Interception Percentage – Dak Prescott; .0196 (4th in SEC history)
Receptions - Fred Ross; 199 (9th in SEC history)
Receiving Yards – Fred Ross; 2,528
Receiving Touchdowns – Chad Bumphis; 24 (15th in SEC history)
100-Yard Receiving Games - Fred Ross; 10
Consecutive Games with a Reception - Fred Ross; 35
Points – Anthony Dixon; 276
Touchdowns Scored – Anthony Dixon; 46 (6th in SEC history)
Yards Per Kickoff Return – Leon Berry; 26.7 (6th in SEC history)
Kickoff Return Yards Per Game – Leon Berry; 84.6
Kickoff Return Touchdowns – Leon Berry; 2

BOLD - denotes current player



GAME 9 DEPTH CHART

OFFENSE

		Ht.	Wt.	Cl.-Exp.	Notable
WR (X)	6 Donald Gray	5-10	200	Sr.-2L	10 career TDs & 1,309 yds ... Averages 15.2 ypc ... Team leader in catches in '17 (24) ... Caught 8-yd TD at A&M
	17 Jamal Couch	6-4	227	So.-1L	2017: 6 rec, 126 yds, 2 TD
WR (H)	23 Keith Mixon	5-8	187	So.-1L	Second on team in catches (17) ... Made at least 1 catch in 6 of 7 games he has played ... 1 rec. at A&M
	18 Dedrick Thomas	5-9	187	So.-1L	Caught TD pass vs. CSU, LSU ... 16 career catches and 3 career TDs ... 1 catch for 10 yds last game vs. UK
WR (Z)	5 Gabe Myles	6-0	195	Sr.-3L	5th-year Sr. w/5 career TDs - 4 rec, 1 rush ... Missed LSU, UGA, AU, A&M games (foot) ... 4 rec, 30 yds vs. UK
	-or- 86 Jesse Jackson	6-2	210	Jr.-2L	Led MSU with 4 catches at A&M, 39 yds ... 2017: MSU's third-leading receiver w/16 rec. ... Seeking 1st TD
LT	55 Martin Rankin	6-5	315	Sr.-1L	Played in 17 games, 14 starts ... 1x SEC Off. Lineman of Week ... Missed the BYU, UK, A&M
	58 Greg Eiland	6-8	330	RFr.-RS	Made first career start vs. BYU ... Started at LT in last three games
LG	73 Darryl Williams	6-2	305	So.-SQ	Played in 15 career games with 8 starts ... SEC Offensive Lineman of Week vs. LSU (99% grade, 3 KDs)
	56 Dareuan Parker	6-4	320	RFr.-RS	Played in all 8 games mostly on FG/PAT units ... Saw significant time at LG in 2nd half vs. BYU
C	74 Elgton Jenkins	6-4	313	Jr.-2L	Owens starts at C (8), LT (5), LG (2), RT (1) ... 31 games played ... Graded out highest, 2 KDs at LA Tech
	75 Harrison Moon	6-5	290	So.-1L	Played in 20 games and saw significant action in second half vs. BYU ... 2x SEC Honor Roll
RG	61 Deion Calhoun	6-3	315	Jr.-2L	SEC Off. Lineman of Week vs. UK, first honor of his career ... 18 career starts (most OL on team)
	67 Michael Story	6-4	305	So.-1L	Played in 13 games with two starts ... Moved to LG at LA Tech ... DNP vs. Kentucky & A&M
RT	51 Stewart Reese	6-5	333	RFr.-RS	Dominant performance vs. LSU with 2 KDs ... First-year starter after redshirting last season
	79 Evans Wilkerson	6-5	315	So.-SQ	Walk-on offensive lineman who is in third season ... Played most of second half vs. BYU
TE	82 Farrod Green	6-3	236	So.-1L	Breakout game at A&M with 3 catches for 51 yds, was his first catches since Week 3 vs. LSU
	81 Justin Johnson	6-3	247	Jr.-2L	Career game at Auburn with 3 rec., 1 TD (5 yd TD) ... 2017: 5 rec., 18 yds, 1 TD
	-or- 83 Jordan Thomas	6-5	280	Sr.-1L	Back-to-back games with a TD catch ... Hauled in 10-yd TD at A&M
RB	22 Aeris Williams	6-1	217	Jr.-2L	Nickname "A-Train" ... 5 career 100 yd rush games, 3x this season (LATech, LSU, BYU) ... 9th in SEC in rushing
	28 Dontavian Lee	6-1	235	Jr.-2L	Played in 31 games with no starts ... 2017: 15 carries, 59 yds, 1 TD ... Nickname "D-Lee"
	-or- 8 Kylin Hill	5-11	212	Fr.-HS	Highest RB signee for MSU since 2002 ... MSU's 3rd-leading rusher (50 carries, 260 yds, 1 TD)
	-or- 21 Nick Gibson	5-11	211	So.-1L	Breakout game at A&M with 4 rushes for 43 yds and first career rush TD
QB	7 Nick Fitzgerald	6-5	230	Jr.-2L	SEC QB career record 12 100-yd rush games ... current SEC Off. POW ... 3rd in SEC total offense (248.3)
	10 Keytaon Thompson	6-4	222	Fr.-HS	2016 La. Gatorade POY ... 3x state champ ... First career rush TD last game ... Had 2 rush TDs, 65 yds vs. UK

DEFENSE

		Ht.	Wt.	Cl.-Exp.	Notable
DE	43 Fletcher Adams	6-2	270	So.-1L	Recorded two safeties in first career start vs. CSU ... 2017: 10 tackles, 1.5 TFL, 1 FF
	52 Kobe Jones	6-4	275	RFr.-RS	Led all SEC freshmen with 2.5 TFL in Week 1 ... Made his debut and had six tackles, 1 FF Week 1
NG	94 Jeffery Simmons	6-4	301	So.-1L	2x SEC Defensive Lineman of Week (vs. LT, LSU) ... SEC Honor Roll ... 6 TFL this season, 2 FF, 2 TDs, 1 FR
	95 Braxton Hoyett	6-3	304	Jr.-1L	5 straight starts at DT in place of C. Thomas ... Had first career INT vs. UK
DT	34 Cory Thomas	6-5	303	Jr.-2L	23 games played and 6 career starts ... DNP vs. LSU, UGA, AU, BYU, UK (foot) ... Injured at LA Tech
	-or- 95 Braxton Hoyett	6-3	304	Jr.-1L	4 straight starts at DT in place of C. Thomas ... Had first career INT last game vs. UK
	96 Tre Brown	6-4	305	Jr.-RS	Season-best 3 tackles, 1 TFL at UGA ... Forced fumble at Auburn
	-or- 90 Grant Harris	6-3	285	Jr.-SQ	Played in 18 career games with no starts ... 2017: 9 tackles on year
OLB	9 Montez Sweat	6-6	240	Jr.-JC	Back-to-back SEC Defensive Lineman of Week (vs. UK, vs. A&M) ... Career-high 2 sacks last game
	42 Marquiss Spencer	6-4	275	So.-1L	2017: 11 tackles, 2.0 TFL, 0.5 sacks ... 2 tackles, 1 TFL at UGA ... 1 tackle and fum. recov. vs. BYU
MLB	11 Dez Harris	6-4	243	Sr.-3L	Vocal leader of the D ... Overcome three torn ACLs ... Team leader in tackles (48) ... Career-high 12 tackles at UGA
	40 Erroll Thompson	6-1	250	RFr.-RS	Career-high 8 tackles, 0.5 TFL vs. UK where he was MSU's 3rd-leading tackler ... 2017: 30 tackles
MOLB	10 Leo Lewis	6-2	235	So.-1L	2016 FWAA Freshman AA ... 8 tackles, 1 forced fum vs. LSU ... 2017: 32 tackles ...
	6 Willie Gay Jr.	6-2	230	Fr.-HS	2017 U.S. Army All-American ... 11 tackles, 2 TFL on the year ... Key PBU vs. UK that saved TD
OLB	4 Gerri Green	6-4	250	Jr.-2L	115 career tackles, 7.0 TFL ... 2017 SEC FB Leadership Council ... 84 yd INT return for TD vs. UK
	3 Traver Jung	6-4	226	Sr.-1L	Played in 19 career games with 2 starts ... DNP at UGA, AU ... Wears No. 3 to honor his late grandmother
CB	25 Lashard Durr	5-11	195	Sr.-1L	First career INT last week vs. A&M
	-or- 24 Chris Rayford	6-0	202	Jr.-2L	Season-best 5 tackles, 1 TFL vs. BYU
S	41 Mark McLaurin	6-2	215	Jr.-2L	Tied for team lead in tackles (48) and leads team in INTs (2) ... Had INT at A&M
	12 J.T. Gray	6-0	202	Sr.-3L	MSU's current career tackle (192) and TFL (13) leader
S	1 Brandon Bryant	6-0	215	Jr.-2L	Career-best 11 tackles, 0.5 TFL at Auburn ... First INT of season vs. BYU ... Timed at 4.24 in 40
	38 Johnathan Abram	6-0	210	Jr.-JC	No. 1 JUCO safety last year at Jones County, UGA transfer ... 4th on team in tackles (37) ... 1 TFL vs. UK
	29 C.J. Morgan	6-0	202	RFr.-RS	5 tackles, 1 TFL on the year ... Played significant action in second half vs. UK
CB	7 Tolando Cleveland	6-0	194	Sr.-3L	Returned from torn ACL in left knee in Aug. 2016 ... 16 career starts ... Started 6 games this year
	2 Jamal Peters	6-2	218	Jr.-2L	Returned INT 90 yards for TD last game at A&M

SPECIAL TEAMS

		Ht.	Wt.	Cl.-Exp.	Notable
PK	47 Jace Christmann	6-0	195	RFr.-RS	Walk-on who leads SEC in FG% (6-6) ... Season-long: 45 vs. LSU ... 20-20 on PATs ... Made 31 yarder vs. UK
	42 Tucker Day	6-0	206	Fr.-HS	'17 U.S. Army All-American who enrolled in summer ... 2-of-4 FGs, making 40 and 36 ... 8-10 PATs
KO	43 Logan Cooke	6-5	230	Sr.-3L	2017: 64.3 avg, 27 TBs ... Career: 62.6 avg, 58 TBs ... 4th straight year as KO specialist
P	43 Logan Cooke	6-5	230	Sr.-3L	8th in nation in punting avg (43.7) ... Career-best 53.0 avg vs. BYU ... Career long is 68 ... 10 50+ this year
	27 Kody Schexnayder	5-10	203	So.-1L	Preferred walk-on thrust into action last year after Cooke injury ... Averages 36.5 with long of 52 vs. A&M
KR	6 Donald Gray	5-10	200	Sr.-2L	7 career ret. for 201 yards & 0 TD ... Career long 52 yd return in season-opener ... 33 ydr vs. UK
	23 Keith Mixon	5-8	187	So.-1L	Averages 22.9 yards per return for career ... 2017: 17.8 avg ... Had season-long 25 vs. BYU last game
PR	6 Donald Gray	5-10	200	Sr.-2L	Career: 8 returns for 87 yds, including career-long 39 in Week 3 vs. LSU ... 2017: 11.2 avg
	5 Gabe Myles	6-0	195	Sr.-3L	Returned the first punts of his career in opener ... This season, 5 returns for 18 yards
LS	53 Hunter Bradley	6-3	240	Sr.-2L	Third straight year as primary snapper ... Played in 35 career games with all successful snaps
H	43 Logan Cooke	6-5	230	Sr.-3L	Fourth straight year as the holder

BOLD - denotes primary starter last year

- denotes MSU graduate

CAREER STARTS BY POSITION

OFFENSE

LT	Martinas Rankin - 15 Elgton Jenkins - 5 Greg Eiland - 3	TE	Farrod Green - 16 Justin Johnson - 2 Jordan Thomas - 2
LG	Darryl Williams - 8 Michael Story - 2 Elgton Jenkins - 2	WR	Donald Gray - 21 Gabe Myles - 11 Malik Dear - 9 Keith Mixon - 7 Jesse Jackson - 5
C	Elgton Jenkins - 8	RB	Aeris Williams - 11
RG	Deion Calhoun - 18	QB	Nick Fitzgerald - 21
RT	Stewart Reese - 8 Elgton Jenkins - 1		

DEFENSE

DE	Fletcher Adams - 3 Montez Sweat - 3	S	Brandon Bryant - 24 Mark McLaurin - 14 J.T. Gray - 5 Johnathan Abram - 3 Jamal Peters - 2
DT	Jeffery Simmons - 11 Cory Thomas - 6 Braxton Hoyett - 5 Tre Brown - 1	CB	Tolando Cleveland - 17 Lashard Durr - 10 Chris Rayford - 7 Jamal Peters - 3
LB	Leo Lewis - 19 J.T. Gray - 9 Gerri Green - 8 Dez Harris - 8 Montez Sweat - 5 Traver Jung - 2		

OFFENSIVE GAME-BY-GAME STARTERS

Game	WR (X)	WR (H)	WR (Z)	LT	LG	C	RG	RT	TE	RB	QB
Charleston So.	Gray	Mixon	Myles	Rankin	Williams	Jenkins	Calhoun	Reese	Green	Williams	Fitzgerald
at LA Tech	Gray	Mixon	Myles	Rankin	Williams	Jenkins	Calhoun	Reese	Green	Williams	Fitzgerald
LSU	Gray	Mixon	Jackson	Rankin	Williams	Jenkins	Calhoun	Reese	Green	Williams	Fitzgerald
at Georgia	Gray	Mixon	Jackson	Rankin	Williams	Jenkins	Calhoun	Reese	Green	Williams	Fitzgerald
at Auburn	Gray	Mixon	Jackson	Rankin	Williams	Jenkins	Calhoun	Reese	Green	Williams	Fitzgerald
BYU	Gray	Mixon	Myles	Eiland	Williams	Jenkins	Calhoun	Reese	Green	Williams	Fitzgerald
Kentucky	Gray	Thomas (TE)	Myles	Eiland	Williams	Jenkins	Calhoun	Reese	Green	Williams	Fitzgerald
at Texas A&M	Gray	Thomas (TE)	Jackson	Eiland	Williams	Jenkins	Calhoun	Reese	Green	Williams	Fitzgerald
UMass											
Alabama											
at Arkansas											
Ole Miss											

DEFENSIVE GAME-BY-GAME STARTERS

Game	DE	NG	DT	OLB	MLB	MOLB	OLB	CB	S	S	CB
Charleston So.	Adams	Simmons	Thomas	Sweat	Harris	Lewis	Green	Durr	McLaurin	Bryant	Cleveland
at LA Tech	Sweat	Simmons	Thomas	Green	Harris	Gray (S)	Abram (S)	Durr	McLaurin	Bryant	Cleveland
LSU	Gray (S)	Simmons	Brown	Sweat	Harris	Lewis	Green	Rayford	McLaurin	Bryant	Cleveland
at Georgia	Adams	Simmons	Hoyett	Green	Harris	Lewis	Sweat	Durr	McLaurin	Abram	Cleveland
at Auburn	Sweat	Simmons	Hoyett	Green	Harris	Lewis	Gray (S)	Rayford	McLaurin	Bryant	Cleveland
BYU	Adams	Simmons	Hoyett	Green	Harris	Lewis	Sweat	Rayford	McLaurin	Abram	Cleveland
Kentucky	Sweat	Simmons	Hoyett	Green	Harris	Lewis	Gray (S)	Rayford	McLaurin	Bryant	Peters
at Texas A&M	Sweat	Simmons	Hoyett	Green	Harris	Lewis	Gray (S)	Durr	McLaurin	Bryant	Cleveland
UMass											
Alabama											
at Arkansas											
Ole Miss											

PLAYER CAREER HIGHS

RUSHING

Player	Carries	Opponent	Yards	Opponent	TDs	Opponent	Long	Opponent
Malik Dear	5	Kentucky, '16	77	Kentucky, '16	1	Twice, Last at UK, '16	52	Texas A&M, '15
Nick Fitzgerald	20	Texas A&M, '16	258	Ole Miss, '16	4	Arkansas, '16	74	Twice
Nick Gibson	6	Charleston So., '17	52	Georgia, '17	1	Texas A&M, '17	15	Louisiana Tech, '17
Kylin Hill	10	Louisiana Tech, '17	62	Twice	1	Louisiana Tech, '17	19	Charleston So., '17
Dontavian Lee	5	Troy, '15	44	Troy, '15	1	Charleston So., '17	23	Troy, '15
Keith Mixon	5	Samford, '16	38	Samford, '16	None		15	Samford, '16
Alec Murphy	2	Charleston So., '17	9	Charleston So., '17	None		6	Charleston So., '17
Dedrick Thomas	1	Twice	7	Louisiana Tech, '17	None		7	Louisiana Tech, '17
Keytaon Thompson	6	Charleston So., '17	65	Kentucky, '17	2	Kentucky, '17	40	Kentucky, '17
Aeris Williams	25	Ole Miss, '16	191	Ole Miss, '16	2	Ole Miss, '16	36	Ole Miss, '16

PASSING

Player	Attempts	Opponent	Completions	Opponent	Yards	Opponent	TDs	Opponent
Nick Fitzgerald	39	UMass, '16	26	UMass, '16	417	Samford, '16	5	Samford, '16
Keytaon Thompson	7	Charleston So., '17	4	Charleston So., '17	35	Charleston So., '17	1	Charleston So., '17

RECEIVING

Player	Receptions	Opponent	Yards	Opponent	TDs	Opponent	Long	Opponent
Jamal Couch	2	Four Times	60	Auburn, '17	1	Twice	32	Twice
Malik Dear	6	LA Tech, '15	70	LA Tech, '15	2	Ole Miss, '15	27	LA Tech, '15
Nick Gibson	1	Charleston So., '17	4	Charleston So., '17	None		4	Charleston So., '17
Donald Gray	8	UMass, '16	207	Samford, '16	3	Samford, '16	74	Samford, '16
Farrod Green	3	Three Times	68	Charleston So., '17	1	UMass, '16	62	Charleston So., '17
Jesse Jackson	4	Texas A&M, '17	39	Texas A&M, '17	None		17	Kentucky, '17
Justin Johnson	3	Auburn, '17	22	South Alabama, '16	1	Twice	18	South Alabama, '16
Dontavian Lee	1	Three Times	11	LA Tech, '15	None		11	LA Tech, '15
Keith Mixon	6	LSU, '17	97	LSU, '17	1	Three Times	45	Twice
Osirus Mitchell	1	Twice	9	Charleston So., '17	None		9	Charleston So., '17
Gabe Myles	5	UT Martin, '14	69	Arkansas, '15	1	Three Times	49	Northwestern State, '15
Jordan Thomas	3	Kentucky, '17	28	Kentucky, '17	1	Four Times	17	Louisiana Tech, '17
Dedrick Thomas	3	Louisiana Tech, '17	34	Charleston So., '17	1	Twice	24	Charleston So., '17
Reggie Todd	3	Charleston So., '17	24	Charleston So., '17	None		11	Twice
Aeris Williams	3	BYU, '17	33	BYU, '17	None		28	Louisiana Tech, '17

PUNTING

Player	No.	Opponent	Yards	Opponent	Inside 20	Opponent	Avg. (Min. 3)	Opponent	Long	Opponent
Logan Cooke	7	LSU, '16	271	LSU, '16	5	LSU, '16	53.0	BYU, '17	68	South Carolina, '16
Kody Schexnayder	7	Alabama, '16	210	Alabama, '16	2	Alabama, '16	41.0	Texas A&M, '16	52	Texas A&M, '16

KICKING

Player	PAT	Opponent	FGs	Opponent	Long	Opponent	Points	Opponent
Tucker Day	5	Charleston So., '17	1	Twice	40	Charleston So., '17	8	Charleston So., '17
Jace Christmann	6	Kentucky, '17	3	LSU, '17	45	LSU, '17	13	LSU, '17

TACKLES

Player	Tackles	Opponent
Johnathan Abram	8	Texas A&M, '17
Fletcher Adams	5	Samford, '16
Stephen Adegoke	3	Louisiana Tech, '17
Hunter Bradley	1	Twice
Tre Brown	4	Louisiana Tech, '17
Brandon Bryant	10	Ole Miss, '15
Korey Charles	1	Twice
Tolando Cleveland	7	Twice
Cameron Dantzler	3	Three Times
Lashard Durr	5	Samford, '16
Willie Gay Jr.	4	Georgia, '17
J.T. Gray	10	LA Tech, '15
Gerri Green	11	Troy, '15
Dez Harris	12	Georgia, '17
Grant Harris	2	Four Times
Braxton Hoyett	3	Twice
Kendell Jones	2	Charleston So., '17
Kobe Jones	5	Charleston So., '17
Traver Jung	5	Ole Miss, '16
Leo Lewis	12	BYU, '16
Mark McLaurin	11	Kentucky, '17
C.J. Morgan	3	Louisiana Tech, '17
Jamal Peters	5	Missouri, '15
Josiah Phillips	1	Four Times
Chris Rayford	7	Samford, '16
Jeffery Simmons	7	LSU, '17
Maurice Smitherman	2	Kentucky, '17
Marquiss Spencer	5	BYU, '16
Montez Sweat	7	Kentucky, '17
Cory Thomas	4	Twice
Erroll Thompson	8	Kentucky, '17
Tim Washington	3	Louisiana Tech, '17

TACKLES FOR LOSS

Player	TFL	Opponent
Johnathan Abram	1.0	Kentucky, '17
Fletcher Adams	1.5	Charleston So., '17
Tre Brown	1.0	Twice
Brandon Bryant	1.0	Twice
Tolando Cleveland	1.5	Twice
Cameron Dantzler	1.0	Charleston So., '17
Lashard Durr	0.5	LSU, '16
Willie Gay Jr.	1.0	Twice
J.T. Gray	2.0	Arkansas, '16
Gerri Green	2.0	Louisiana Tech, '17
Dez Harris	1.5	Twice
Braxton Hoyett	1.0	Three Times
Kendell Jones	1.0	Charleston So., '17
Kobe Jones	2.5	Charleston So., '17
Traver Jung	2.0	Texas A&M, '16
Leo Lewis	2.0	South Alabama, '16
Mark McLaurin	1.0	Twice
Jamal Peters	1.5	Northwestern State, '15
Jeffery Simmons	1.5	Three Times
Marquiss Spencer	1.0	Four Times
Montez Sweat	2.5	Kentucky, '17
Cory Thomas	1.0	Five Times
Erroll Thompson	1.0	Texas A&M, '17

SACKS

Player	Sacks	Opponent
Johnathan Abram	0.5	Louisiana Tech, '17
Brandon Bryant	1.0	Troy, '15
Tolando Cleveland	1.0	Troy, '15
Willie Gay Jr.	1.0	Texas A&M, '17
J.T. Gray	1.0	Twice
Gerri Green	2.0	Louisiana Tech, '17
Dez Harris	1.0	Twice
Braxton Hoyett	0.5	Kentucky, '17
Traver Jung	1.0	BYU, '16
Leo Lewis	1.0	Ole Miss, '16
Mark McLaurin	1.0	Texas A&M, '16
Jamal Peters	1.0	Northwestern State, '15
Jeffery Simmons	1.5	LSU, '17
Marquiss Spencer	1.0	Auburn, '16
Montez Sweat	1.5	Kentucky, '17

INTERCEPTIONS

Player	INT	Opponent
Brandon Bryant	1	Five Times
Tolando Cleveland	1	Twice
Lashard Durr	1	Texas A&M, '17
Gerri Green	1	Three Times
Braxton Hoyett	1	Kentucky, '17
Mark McLaurin	1	Four Times
Jamal Peters	1	Three Times
Maurice Smitherman	1	Samford, '16
Cory Thomas	1	Kentucky, '15

THE LAST TIME MSU ...

RUSHING

Had 400+ yards rushing: at Ole Miss, 2016 (457)
Had 300+ yards rushing: vs. BYU, 2017 (306)
Had 250+ yards rushing: vs. Kentucky, 2017 (282)
Had 200+ yards rushing: at Texas A&M, 2017 (228)
Had 70+ rushing attempts: vs. Arkansas, 2010 (70)
Had 60+ rushing attempts: at Auburn, 2011 (63)
Had 50+ rushing attempts: at Texas A&M, 2017 (52)
Had seven+ rushing TDs: vs. Middle Tennessee, 2000 (7)
Had six+ rushing TDs: vs. Middle Tennessee, 2000 (7)
Had five+ rushing TDs: vs. Northwestern State, 2015 (5)
Had four+ rushing TDs: vs. Kentucky, 2017 (4)
Had three+ rushing TDs: vs. Kentucky, 2017 (4)
Had two+ players with 100 yards rushing: vs. BYU, 2017 (Fitzgerald 114, Williams 103)
Had three+ players with 100 yards rushing: vs. NE Louisiana, 1996 (Tony Buckhalter 119, Nakia Greer 110, Robert Isaac 103)

PASSING

Had 450+ yards passing: at Arkansas, 2015 (508)
Had 400+ yards passing: vs. Samford, 2016 (417)
Had 300+ yards passing: vs. Arkansas, 2016 (328)
Had 200+ yards passing: vs. BYU, 2017 (240)
Had 40+ pass attempts: at Alabama, 2016 (43)
Had 30+ pass attempts: vs. BYU, 2017 (31)
Had 25+ pass completions: vs. UMass, 2016 (26)
Had 20+ pass completions: vs. BYU, 2017 (20)
Had five+ passing TDs: vs. Samford, 2016 (5)
Had four+ passing TDs: vs. Samford, 2016 (5)
Had three+ passing TDs: at Louisiana Tech, 2017 (3)
Had four+ passes intercepted: at LSU, 2010 (5)
Had three+ passes intercepted: at Alabama, 2014 (4)

RECEIVING

Had two players with 100 yards receiving: vs. Samford, 2016
(Donald Gray, 207; Fred Ross, 107)
Had 10+ different receivers catch a pass vs. Charleston Southern, 2017 (11)
Had eight+ different receivers catch a pass vs. BYU, 2017 (8)

COMBINATION OFFENSE

Had one 300-yard passer and one 100-yard rusher in a game: vs. Brigham Young, 2001
(Kevin Fant 346 pass & Diconzo Miller 119 rush)
Had one 100-yard receiver and one 100-yard rusher in a game: vs. UMass, 2016
(Fred Ross 171 receiving & Nick Fitzgerald 131 rush)

TOTAL OFFENSE

Had 600+ yards total offense: vs. Samford, 2016 (669)
Had 550+ yards total offense: vs. Charleston Southern, 2017 (555)
Had 500+ yards total offense: vs. BYU, 2017 (546)
Had 400+ yards total offense: vs. BYU, 2017 (546)
Had 85+ plays total offense: vs. Charleston Southern, 2017 (86)
Had 80+ plays total offense: vs. BYU, 2017 (84)
Had 75+ plays total offense: vs. BYU, 2017 (84)

SCORING

Scored 60+ points: vs. Northwestern State, 2015 (62)
Scored 50+ points: at Louisiana Tech, 2017 (57)
Scored 40+ points: vs. Kentucky, 2017 (45)
Scored 30+ points: at Texas A&M, 2017 (35)
Allowed 60+ points: vs. South Carolina, 1995 (65)
Allowed 50+ points: vs. Arkansas, 2016 (58)
Allowed 40+ points: at Auburn, 2017 (49)
Allowed 30+ points: at Auburn, 2017 (49)
Was held scoreless: at Ole Miss, 2008 (0-45)
Was held scoreless at Scott Field: vs. LSU, 2007 (0-45)
Was held scoreless on the road: at Ole Miss, 2008 (0-45)
Was held scoreless at a non-campus site: vs. Florida, 1989 (21-0 in Tampa, Fla.)
Held opponent scoreless: vs. Charleston Southern, 2017 (49-0)
Held opponent scoreless at Scott Field: vs. Charleston Southern, 2017 (49-0)
Held opponent scoreless on the road: at South Carolina, 1998 (38-0)
Held opponent scoreless at neutral site: vs. Kansas, 1981 Hall of Fame Bowl (10-0)
Held opponent without a touchdown: vs. Charleston Southern, 2017 (49-0)
Held opponent without an offensive touchdown: vs. Charleston Southern, 2017 (49-0)
Held two opponents scoreless in one season: 2014
Held three opponents scoreless in one season: 1963
Held an SEC opponent scoreless: vs. Vanderbilt, 2014 (51-0)
Held two SEC opponents scoreless in one season: 1998
Scored a two-point conversion passing: vs. Arkansas, 2016 (Nick Fitzgerald to Fred Ross)
Scored a two-point conversion rushing: at Texas A&M, 2013 (Dak Prescott rush)
Attempted a two-point conversion: vs. Arkansas, 2016 (2 - pass successful & pass failed)

TURNOVERS

Committed eight+ turnovers: at Arkansas, 2003 (8)
Committed seven+ turnovers: vs. LSU, 2007 (7)
Had five+ fumbles: vs. Georgia Tech, 2009 (5)
Lost four+ fumbles: vs. Georgia Tech, 2009 (4)
Lost three+ fumbles: vs. Arkansas, 2010 (3)
Did not commit a turnover: vs. Kentucky, 2017
Did not cause a turnover: vs. LSU, 2017
Recorded six+ takeaways: at Kentucky, 2007 (6)
Recorded five+ takeaways: vs. Arkansas, 2012 (5)
Returned three+ interceptions for TDs: vs. Arkansas State, 1994
(Walt Harris - 41; Jimmy Lipscomb - 28; Dwayne Curry - 29)
Returned two+ interceptions for TDs: vs. Jackson State, 2012 (Darius Slay - 52, Matthew Wells - 22)
Returned one interception for a TD: at Texas A&M, 2017 (90 yards by Jamal Peters)
Returned a fumble for a TD: at Louisiana Tech, 2017 (90 yards by Jeffery Simmons)
Two players had 2+ interceptions: at Middle Tennessee, 2009 (Corey Broomfield - 2; Johnthan Banks - 2)

DEFENSE

Held opponent to 10 or fewer first downs: vs. BYU, 2017 (8)
Held opponent to 0 or fewer yards rushing: vs. Florida, 2000 (-78 yds, 22 att.)
Held opponent to 25 or fewer yards rushing: vs. Charleston Southern, 2017 (18 yds, 39 att.)
Held opponent to 50 or fewer yards rushing: vs. BYU, 2017 (17 yds, 29 att.)
Held opponent to 50 or fewer yards passing: vs. Charleston Southern, 2017 (15)
Held opponent to 100 or fewer yards rushing: at Texas A&M, 2017 (96 yds, 28 att.)
Held opponent to 100 or fewer yards passing: vs. Charleston Southern, 2017 (15)
Held opponent to 100 or fewer yards total offense: vs. Charleston Southern, 2017 (33)
Held opponent to 200 or fewer yards total offense: vs. BYU, 2017 (176)
Held opponent to 250 or fewer yards total offense: vs. BYU, 2017 (176)
Held opponent to 300 or fewer yards total offense: at Texas A&M, 2017 (285)
Intercepted five+ passes: at Memphis, 2002 (5)
Intercepted four+ passes: at Middle Tennessee, 2009 (4)
Intercepted three+ passes: at Texas A&M, 2017 (3)
Scored a safety: vs. Charleston Southern, 2017 (2)
Scored two+ safeties: vs. Charleston Southern, 2017 (2)
Recorded nine+ sacks: at Ole Miss, 1996 (9.0)
Recorded eight+ sacks: vs. Oklahoma State, 1999 (8.0)
Recorded six+ sacks: at Kentucky, 2014 (7)
Recorded five+ sacks: vs. NC State, 2015 (5)
Recorded four+ sacks: at Louisiana Tech, 2017 (4)
Did not record a sack: vs. Arkansas, 2016
Recorded 10+ tackles for loss vs. Charleston Southern, 2017 (10.0)
Had four players record 10+ tackles: vs. Texas A&M, 2012 (B. McKinney, C. Lawrence, N. Whitley, M. Wells)
Had three players record 10+ tackles: vs. Texas A&M, 2012 (B. McKinney, C. Lawrence, N. Whitley, M. Wells)
Had two players record 10+ tackles: vs. Auburn, 2016 (R. Brown, M. McLaurin)

SPECIAL TEAMS

Returned a punt for a TD: vs. Troy, 2015 (Fred Ross - 77)
Returned a blocked punt for a TD: at Louisiana Tech, 2017 (Jeffery Simmons - 90)
Returned a kickoff for a TD: at Southern Miss, 2015 (Brandon Holloway - 100)
Returned a blocked FG for a TD: vs. Southern Miss, 2014 (Jay Hughes - 70)
Blocked one punt: at Louisiana Tech, 2017 (Jeffery Simmons)
Blocked two punts: vs. LSU, 1999 (Robert Bean, Eugene Clinton, Rob Knight)
Blocked three punts: vs. LSU, 1999 (Robert Bean, Eugene Clinton, Rob Knight)
Punted 10+ times: at Ole Miss, 2008 (10)
Did not punt: vs. Troy, 2013
Blocked a field goal: vs. Miami (Ohio), 2016 (Nelson Adams)
Had a punt blocked: at Texas A&M, 2017 (Armani Watts)
Had a field goal blocked: at Arkansas, 2013 (Devon Bell 28-yard attempt)
Blocked a PAT kick: vs. Miami (Ohio), 2016 (Johnathan Calvin)
Scored on a blocked PAT kick: vs. Texas A&M, 2000 (Julius Griffith)
Missed a kicking PAT: at Ole Miss, 2016
Had a kicking PAT blocked: at Louisiana Tech, 2017
Recovered an onside kick: at Texas A&M, 2017

MISCELLANEOUS

Had 30+ first downs: vs. BYU, 2017 (35)
Had 20+ first downs: vs. Kentucky, 2017 (25)
Had 20+ penalties: vs. Clemson, 1999 (21)
Had 10+ penalties: at Auburn, 2017 (10)
Had 100+ yards in penalties: vs. Gardner-Webb, 2007 (102)
Had 35 minutes+ of possession time: at Texas A&M, 2017 (36:09)
Was involved in a tie game: vs. Arkansas, 1993 (13-13)
Was involved in an overtime game: 2OT at BYU, 2016 (L, 28-21)

THE LAST TIME AN MSU PLAYER ...

RUSHING

Rushed 40+ times:	Michael Davis vs. Ole Miss, 1993 (40)
Rushed 35+ times:	James Johnson vs. Alabama, 1998 (36)
Rushed 30+ times:	Vick Ballard vs. Arkansas, 2010 (33)
Rushed 25+ times:	Aeris Williams at Ole Miss, 2016 (25)
Rushed for 250+ yards:	Nick Fitzgerald at Ole Miss, 2016 (258)
Rushed for 200+ yards:	Nick Fitzgerald at Ole Miss, 2016 (258)
Rushed for 175+ yards:	Aeris Williams at Ole Miss, 2016 (191)
Rushed for 150+ yards:	Aeris Williams at Ole Miss, 2016 (191)
Rushed for 125+ yards:	Aeris Williams at Ole Miss, 2016 (191)
Rushed for 100+ yards:	Nick Fitzgerald at Texas A&M, 2017 (105)
Rushed for 100+ yards (QB):	Nick Fitzgerald at Texas A&M, 2017 (105)
Rushed for four+ touchdowns:	Nick Fitzgerald vs. Arkansas, 2016 (4)
Rushed for three+ touchdowns:	Nick Fitzgerald vs. Arkansas, 2016 (4)
Rushed for two+ touchdowns:	N. Fitzgerald & Keytaon Thompson vs. Kentucky, 2017 (2)
Had a run of 80+ yards:	James Johnson at Alabama, 1997 (83)
Had a run of 70+ yards:	Nick Fitzgerald at Ole Miss, 2016 (70)
Had a run of 60+ yards:	Nick Fitzgerald at Ole Miss, 2016 (70)
Had a run of 50+ yards:	Aeris Williams at Louisiana Tech, 2017 (59)

PASSING

Passed for 450+ yards:	Dak Prescott at Arkansas, 2015 (508)
Passed for 400+ yards:	Nick Fitzgerald vs. Samford, 2016 (417)
Passed for 300+ yards:	Nick Fitzgerald vs. Arkansas, 2016 (328)
Passed for 250+ yards:	Nick Fitzgerald vs. Arkansas, 2016 (328)
Passed for 200+ yards:	Nick Fitzgerald vs. BYU, 2017 (241)
Attempted 45+ passes:	Dak Prescott at Arkansas, 2015 (50)
Attempted 35+ passes:	Nick Fitzgerald vs. Samford, 2016 (35)
Completed 30+ passes:	Nick Fitzgerald vs. Samford, 2016 (35)
Completed 25+ passes:	Nick Fitzgerald vs. Samford, 2016 (35)
Completed 20+ passes:	Nick Fitzgerald vs. Samford, 2016 (35)
Threw four+ touchdown passes:	Nick Fitzgerald vs. Samford, 2016 (5)
Threw three+ touchdown passes:	Nick Fitzgerald at Louisiana Tech, 2017 (3)
Threw five+ interceptions:	Michael Henig vs. LSU, 2007 (6)
Threw four+ interceptions:	Tyler Russell vs. Northwestern, 2012 (4)
Threw three+ interceptions:	Dak Prescott at Alabama, 2014 (3)
Completed pass for 90+ yards:	Kevin Fant to Terrell Grindle vs. Kentucky, 2002 (91)
Completed pass for 80+ yards:	Tyler Russell to Jameon Lewis at Memphis, 2011 (80)
Completed pass for 70+ yards:	Nick Fitzgerald to Donald Gray vs. Samford, 2016 (74)
Completed pass for 60+ yards:	Nick Fitzgerald to Farrod Green vs. Charleston So., 2017 (62)
Completed pass for 50+ yards:	Nick Fitzgerald to Farrod Green vs. Charleston So., 2017 (62)

RECEIVING

Caught 15+ passes:	Eric Moulds at Tennessee, 1995 (15)
Caught 10+ passes:	Fred Ross vs. Arkansas, 2016 (10)
Caught seven+ passes:	Fred Ross vs. Arkansas, 2016 (10)
Had 200+ yards receiving:	Donald Gray vs. Samford, 2016 (207)
Had 175+ yards receiving:	Donald Gray vs. Samford, 2016 (207)
Had 150+ yards receiving:	Fred Ross vs. Arkansas, 2016 (171)
Had 100+ yards receiving:	Fred Ross vs. Arkansas, 2016 (171)
Caught three+ TD passes:	Donald Gray vs. Samford, 2016 (3)
Caught two+ TD passes:	Fred Ross vs. Arkansas, 2016 (2)

TOTAL OFFENSE

Had 450+ yards total offense:	Nick Fitzgerald vs. Arkansas, 2016 (459)
Had 400+ yards total offense:	Nick Fitzgerald vs. Arkansas, 2016 (459)
Had 350 yards+ total offense:	Nick Fitzgerald at Ole Miss, 2016 (367)
Had 300 yards+ total offense:	Nick Fitzgerald vs. BYU, 2017 (344)
Had 100 yards both passing and rushing:	N. Fitzgerald at Texas A&M, 2017 (105 rush, 141 pass)

SCORING

Accounted for five+ touchdowns:	Nick Fitzgerald at Louisiana Tech, 2017 (3 pass, 2 rush)
Accounted for four+ touchdowns:	Nick Fitzgerald vs. BYU, 2017 (2 pass, 2 rush)
Accounted for three+ touchdowns:	Nick Fitzgerald at Texas A&M, 2017 (2 pass, 1 rush)
Scored four+ touchdowns:	Nick Fitzgerald vs. Arkansas, 2016 (4 rush)
Scored three+ touchdowns:	Nick Fitzgerald vs. Arkansas, 2016 (4 rush)
Scored two+ touchdowns:	Nick Fitzgerald vs. Kentucky, 2017 (2 rush)
Scored two+ non-offensive TDs:	Jeffery Simmons (FR & blkd punt) at Louisiana Tech, 2017

DEFENSE

Intercepted three+ passes:	Richie Brown vs. Texas A&M, 2014 (3)
Intercepted two+ passes:	Taveze Calhoun vs. Kentucky, 2015 (2)
Intercepted a pass:	Lashard Durr & Mark McLaurin & Jamal Peters at Texas A&M, 2017 (1)
Recovered three+ fumbles:	Chris Correro vs. Memphis, 1987 (3)
Recovered two+ fumbles:	Kamau Jackson vs. Tennessee, 2002 (2)
Recovered a fumble:	Marquiss Spencer vs. BYU, 2017 (1)
Forced two+ fumbles:	Gerri Green at Louisiana Tech, 2017 (2)
Forced a fumble:	Mark McLaurin vs. Kentucky, 2017 (1)
Recorded five+ sacks:	Greg Favors at Ole Miss, 1996 (5.5)
Recorded three+ sacks:	Willie Evans vs. Tulane, 2005 (3.0)
Recorded two+ sacks:	Gerri Green at Louisiana Tech, 2017 (2.0)
Recorded five+ tackles for loss:	Deljuan Robinson vs. Auburn, 2006 (5.0)
Recorded three+ tackles for loss:	A.J. Jefferson vs. South Alabama, 2016 (4.0)
Recorded 20+ tackles:	Mario Haggan vs. Arkansas, 2000 (20)
Recorded 10+ tackles:	Mark McLaurin vs. Kentucky, 2017 (11)
Recorded 10+ tackles in back-to-back games:	Beniquez Brown, 2015 (Two Straight vs. Alabama (11), at Arkansas (12)
Returned an interception for a touchdown:	Jamal Peters (90) at Texas A&M, 2017

SPECIAL TEAMS

Scored 10+ points kicking:	Jace Christmann vs. LSU, 2017 (13)
Kicked five+ field goals:	Derek DePasquale vs. UAB, 2010 (5)
Kicked four+ field goals:	Derek DePasquale vs. UAB, 2010 (5)
Kicked two field goals of 50+ yards:	Brian Hazelwood vs. Memphis, 1997 (51, 53)
Kicked one field goal of 50+ yards:	Devon Bell vs. LSU, 2015 (52)
Kicked a punt of 70+ yards:	Devon Bell at South Alabama, 2014 (70)
Kicked a punt of 60+ yards:	Logan Cooke at Georgia, 2017 (67)
Punted 10+ times:	Blake McAdams at Ole Miss, 2008 (12)
Totaled 175+ kick return yards:	Jameon Lewis at Ole Miss, 2012 (183, 5 ret.)
Totaled 150+ kick return yards:	Jameon Lewis at Ole Miss, 2012 (183, 5 ret.)
Totaled 100+ kick return yards:	Keith Mixon vs. Arkansas, 2016 (106, 5 ret.)
Totaled 50+ punt return yards:	Fred Ross vs. Troy, 2015 (75, 3 ret.)

THE LAST TIME AN OPPONENT ...

RUSHING

Had 400+ yards rushing:	Georgia Tech, 2014 (452)
Had 300+ yards rushing:	Arkansas, 2016 (357)
Had 200+ yards rushing:	Auburn, 2017 (244)
Had 70+ rushing attempts:	Oklahoma State, 1998 (71)
Had 60+ rushing attempts:	Georgia Tech, 2014 (61)
Had 50+ rushing attempts:	Auburn, 2016 (58)
Had six+ rushing TDs:	Georgia Tech, 2014 (6)
Had four+ rushing TDs:	Auburn, 2017 (4)
Had two players with 100 yds rushing:	Arkansas, 2016 (Williams 205, Whaley 112)

PASSING

Had 400+ yards passing:	Samford, 2016 (468)
Had 300+ yards passing:	Ole Miss, 2016 (320)
Had 200+ yards passing:	Auburn, 2017 (267)
Had 60+ pass attempts:	Samford, 2016 (70)
Had 50+ pass attempts:	Samford, 2016 (70)
Had 40+ pass attempts:	Alabama, 2016 (41)
Had 30+ pass attempts:	Kentucky, 2017 (30)
Had 40+ pass completions:	Samford, 2016 (42)
Had 30+ pass completions:	Alabama, 2016 (31)
Had 25+ pass completions:	Alabama, 2016 (31)
Had 20+ pass completions:	Miami (Ohio), 2016 (22)
Had five+ passing TDs:	Alabama, 2016 (5)
Had four+ passing TDs:	Alabama, 2016 (5)
Had three+ passing TDs:	Arkansas, 2016 (3)

RECEIVING

Had two players with 100 yards receiving in a game:	Samford, 2016 (Karelc Hamilton 213 and Kelvin McKnight 115)
Had four+ players catch five+ passes:	Arkansas, 2015 (5)
Had three+ players catch five+ passes:	Ole Miss, 2016 (3)
Had 12+ players catch a pass:	Troy, 2013 (12)
Had eight+ players catch a pass:	BYU, 2017 (10)

TOTAL OFFENSE

Had 650+ yards total offense:	Arkansas, 2016 (661)
Had 600+ yards total offense:	Arkansas, 2016 (661)
Had 550+ yards total offense:	Arkansas, 2016 (661)
Had 500+ yards total offense:	Auburn, 2017 (511)
Had 400+ yards total offense:	Auburn, 2017 (511)
Had 80+ plays total offense:	Louisiana Tech, 2017 (80)
Had 75+ plays total offense:	Louisiana Tech, 2017 (80)

SCORING

Scored 60+ points:	South Carolina, 1995 (65)
Scored 50+ points:	Arkansas, 2016 (58)
Scored 40+ points:	Auburn, 2017 (49)
Scored 30+ points:	Auburn, 2017 (49)
Scored a two-point conversion rushing:	Arkansas, 2016
Scored a two-point conversion passing:	Samford, 2016
Failed on a two-point conversion attempt:	Arkansas, 2016

TURNOVERS

Had five+ fumbles:	Ole Miss, 2011 (6)
Had four+ fumbles lost:	LSU, 2004 (4)
Had three+ fumbles lost:	Arkansas, 2012 (3)
Committed five+ turnovers:	Arkansas, 2012 (5)
Did not commit a turnover:	LSU, 2017
Intercepted five+ MSU passes:	LSU, 2010 (5)
Intercepted four+ MSU passes:	Northwestern, 2012 (4)
Intercepted three+ MSU passes:	Alabama, 2014 (3)
Returned an interception for a TD:	Auburn, 2017 (Javaris Davis)
Returned a fumble for a TD:	LSU, 2014 (Danielle Hunter 25-yd fumble recovery)

DEFENSE

Held MSU to 10 or fewer first downs:	Alabama, 2013 (10)
Recorded 10+ sacks:	Ole Miss, 2008 (11)
Recorded seven+ sacks:	Ole Miss, 2015 (7)
Scored a safety:	Texas A&M, 2013
Scored two safeties:	Florida, 2005
Held MSU to 25 or fewer yards rushing:	Alabama, 2011 (12)
Held MSU to 100 or fewer yards passing:	Kentucky, 2016 (81)
Held MSU to 50 or fewer yards passing:	Florida, 2010 (33)
Held MSU to 300 or less yards total offense:	Auburn, 2016 (289)
Held MSU to 200 or less yards total offense:	Alabama, 2013 (197)
Held MSU to 100 or fewer yards both rushing & passing:	Ole Miss, 2008 (-51 rush, 88 pass)

SPECIAL TEAMS

Returned a punt for a TD:	Texas A&M, 2016 (Christian Kirk - 93)
Returned a blocked punt for a TD:	Ole Miss, 2013 (Terrell Grant - 0)
Returned a kickoff for a TD:	Tennessee, 2012 (Cordarrelle Patterson - 98)
Punted 10+ times:	Vanderbilt, 2009 (11)
Did not punt:	Arkansas, 2016
Missed a kicking PAT:	Arkansas, 2016
Missed two kicking PATs:	Tulane, 2006
Blocked a field goal:	Arkansas, 2013
Blocked a punt:	Texas A&M, 2017

MISCELLANEOUS

Had 30+ first downs:	Ole Miss, 2016 (31)
Had 10+ penalties:	Texas A&M, 2013 (10)
Had 100+ yards in penalties:	LSU, 2017 (112)
Had 35 minutes+ of possession time:	Louisiana Tech, 2017 (36:08)
Had two 100-yard rushers and one 100-yard receiver:	Georgia Tech, 2014 (Days 171 rush, Thomas 121 rush, Waller 114 rec.)
Had one 100-yard rusher and one 100-yard receiver:	Alabama, 2016 (Hurts 100 rush, Stewart 156 rec.)

INDIVIDUAL RUSHING

Rushed 40+ times:	Deuce McAllister (Ole Miss), 1998 (40)
Rushed 35+ times:	Kamryn Pettway (Auburn), 2016 (39)
Rushed for 200+ yards:	Rawleigh Williams III (Arkansas), 2016 (205)
Rushed for 175+ yards:	Rawleigh Williams III (Arkansas), 2016 (205)
Rushed for 150+ yards:	Rawleigh Williams III (Arkansas), 2016 (205)
Rushed for 125+ yards:	Rawleigh Williams III (Arkansas), 2016 (205)
Rushed for 100+ yards:	Kerryon Johnson (Auburn), 2017 (116)
Rushed for five+ touchdowns:	Carnell Williams (Auburn), 2003 (6)
Rushed for four+ touchdowns:	Rawleigh Williams III (Arkansas), 2016 (4)
Had a run of 80+ yards:	Marquis Young (UMass), 2016 (83)
Had a run of 70+ yards:	Marquis Young (UMass), 2016 (83)
Had a run of 60+ yards:	Malik Willis (Auburn), 2017 (67)
Had a run of 50+ yards:	Kerryon Johnson (Auburn), 2017 (59)

INDIVIDUAL PASSING

Passed for 450+ yards:	Devlin Hodges (Samford), 2016 (468)
Passed for 400+ yards:	Devlin Hodges (Samford), 2016 (468)
Passed for 300+ yards:	Shea Patterson (Ole Miss), 2016 (320)
Attempted 60+ passes:	Devlin Hodges (Samford), 2016 (69)
Attempted 50+ passes:	Devlin Hodges (Samford), 2016 (69)
Completed 30+ passes:	Devlin Hodges (Samford), 2016 (42)
Completed 20+ passes:	Gus Ragland (Miami (Ohio)), 2016 (22)
Threw five+ touchdown passes:	Brandon Allen (Arkansas), 2015 (7)
Threw four+ touchdown passes:	Jalen Hurts (Alabama), 2016 (4)
Completed a pass for 80+ yards:	Jacoby Brissett to Pharoah McKeever (NC State), 2015 (82)
Completed a pass for 70+ yards:	Jacoby Brissett to Pharoah McKeever (NC State), 2015 (82)

INDIVIDUAL RECEIVING

Caught 10+ passes:	Karel Hamilton (Samford), 2016 (14)
Caught seven+ passes:	ArDarius Stewart (Alabama), 2016 (8)
Had 150+ yards receiving:	ArDarius Stewart (Alabama), 2016 (156)
Had 100+ yards receiving:	Marcus Gaines (Louisiana Tech), 2017 (104)
Caught three+ TD passes:	ArDarius Stewart (Alabama), 2016 (3)
Caught two+ TD passes:	Keon Hatcher (Arkansas), 2016 (2)

INDIVIDUAL TOTAL OFFENSE

Had 500+ yards total offense:	Devlin Hodges (Samford), 2016 (513)
Had 400+ yards total offense:	Jalen Hurts (Alabama), 2016 (447)
Had 100 yards both passing and rushing:	Jalen Hurts (Alabama), 2016, (347 pass/100 rush)

INDIVIDUAL SCORING

Accounted for six+ touchdowns:	Brandon Allen (Arkansas), 2015 (7 pass)
Accounted for five+ touchdowns:	Rawleigh Williams III (Arkansas), 2016 (4 rush, 1 pass)
Accounted for four+ touchdowns:	Rawleigh Williams III (Arkansas), 2016 (4 rush, 1 pass)
Scored four+ touchdowns:	Rawleigh Williams III (Arkansas), 2016 (4 rush)
Scored three+ touchdowns:	Kerryon Johnson (Auburn), 2017 (3 rush)

INDIVIDUAL DEFENSE

Intercepted three+ passes:	Craig Steltz (LSU), 2007 (3)
Intercepted two+ passes:	Robert Lester (Alabama), 2010 (2)
Recorded three+ sacks:	Jonathan Allen (Alabama), 2015 (3, 17)
Recorded two+ sacks:	Carl Lawson (Auburn), 2016 (2.0, 13)

SPECIAL TEAMS

Scored 10+ points kicking:	Adam Griffith (Alabama), 2016 (14)
Kicked five+ field goals:	Austin MacGinnis (Kentucky), 2016 (5)
Kicked four field goals:	Austin MacGinnis (Kentucky), 2016 (5)

DEFENSIVE GAME BY GAME STATISTICS

Tackles (UT-AT-TOT)	CSU	LT	LSU	at UGA	at AU	BYU	UK	A&M	UMass	Bama	at Ark	OM	TOTALS
Johnathan Abram	...	6-1-7	0-4-4	2-4-6	4-2-6	1-1-2	3-1-4	5-3-8					21-16-37
Fletcher Adams	1-1-2	1-1-2	1-2-3	0-1-1	0-1-1	...					3-7-10
Stephen Adegoke	0-1-1	2-1-3	0-1-1	...					2-3-5
Tre Brown	1-1-2	3-1-4	1-1-2	0-3-3	2-0-2	0-1-1	0-1-1	...					7-8-15
Brandon Bryant	0-1-1	1-0-1	2-3-5	1-0-1	6-5-11	1-4-5	0-2-2	0-1-1					11-16-27
Korey Charles	1-0-1	0-1-1					1-1-2
Tolando Cleveland	0-1-1	...	0-2-2	0-4-4	...	1-0-1	1-0-1	1-0-1					3-7-10
Cameron Dantzler	2-0-2	...	1-2-3	3-0-3	2-1-3	0-1-1	1-2-3	1-1-2					10-7-17
Lashard Durr	0-1-1	...	2-0-2	0-1-1	...	1-0-1					3-2-5
Willie Gay Jr.	1-1-2	1-0-1	...	1-3-4	0-3-3	1-0-1					4-7-11
J.T. Gray	2-3-5	1-2-3	1-5-6	1-5-6	2-6-8	2-6-8	2-5-7	1-2-3					12-34-46
Gerri Green	2-1-3	2-5-7	0-2-2	1-3-4	1-1-2	1-1-2	0-1-1	1-1-2					8-15-23
Dez Harris	3-3-6	4-2-6	0-6-6	1-11-12	1-1-2	3-4-7	1-8-9	1-0-1					14-35-49
Grant Harris	0-1-1	1-1-2	0-1-1	1-1-2	2-0-2	0-1-1					4-5-9
Braxton Hoyett	1-1-2	0-1-1	2-0-2	0-1-1	0-1-1	...					3-4-7
Kendell Jones	0-2-2	0-1-1					0-3-3
Kobe Jones	2-3-5	1-1-2	...	0-3-3	2-1-3	0-1-1	0-1-1	...					5-10-15
Traver Jung	2-1-3	0-1-1	0-1-1	0-1-1					2-4-6
Leo Lewis	0-1-1	1-2-3	1-7-8	0-3-3	1-2-3	1-2-3	1-2-3	4-4-8					9-23-32
Mark McLaurin	...	6-4-10	4-5-9	2-4-6	1-2-3	0-3-3	4-7-11	3-3-6					20-28-48
C.J. Morgan	1-1-2	3-0-3					4-1-5
Jamal Peters	1-0-1	0-1-1	0-3-3	1-2-3	2-0-2	0-1-1	1-1-2	0-1-1					5-9-14
Josiah Phillips	0-1-1					0-1-1
Chris Rayford	...	0-1-1	...	1-0-1	2-0-2	0-1-1	0-1-1	1-0-1					4-3-7
Jeffery Simmons	2-3-5	3-2-5	1-6-7	1-3-4	3-3-6	1-3-4	1-2-3	0-2-2					12-24-36
Maurice Smitherman	0-1-1	0-1-1	1-0-1	0-2-2	...					1-4-5
Marquiss Spencer	0-2-2	1-0-1	0-2-2	2-0-2	0-1-1	0-1-1	0-1-1	0-1-1					3-8-11
Montez Sweat	0-3-3	2-1-3	0-1-1	0-3-3	2-1-3	3-2-5	3-4-7	3-3-6					13-18-31
Cory Thomas	2-2-4	0-1-1					2-3-5
Erroll Thompson	0-3-3	2-1-3	...	1-5-6	1-2-3	4-4-8					12-18-30
Tim Washington	0-1-1	1-2-3	0-2-2	0-1-1					1-6-7

TFL-Yards	CSU	LT	LSU	at UGA	at AU	BYU	UK	A&M	UMass	Bama	at Ark	OM	TOTALS
Johnathan Abram	...	0.5-5	...	0.5-1	1.0-1	...					2.0-7
Fletcher Adams	1.5-8					1.5-8
Tre Brown	0.5-0	1.0-2	...	1.0-5					2.5-7
Brandon Bryant	0.5-1					0.5-1
Cameron Dantzler	1.0-8					1.0-8
Willie Gay Jr.	1.0-3	1.0-4					2.0-7
J.T. Gray	1.0-1	...	0.5-1					1.5-2
Gerri Green	...	2.0-12	1.0-4	1.0-1	...	1.0-1					5.0-18
Dez Harris	1.0-1	1.0-2	1.0-6	...					3.0-9
Braxton Hoyett	1.0-1	0.5-1	...					1.5-2
Kendell Jones	0.5-2					0.5-2
Kobe Jones	1.5-4	1.0-1					2.5-5
Traver Jung	1.0-2					1.0-2
Leo Lewis	...	0.5-6					0.5-6
Mark McLaurin	0.5-0					0.5-5
Chris Rayford	1.0-2					1.0-2
Jeffery Simmons	1.0-7	...	1.5-6	...	1.5-14	...	1.5-2	0.5-0					6.0-29
Marquiss Spencer	0.5-2	1.0-2	0.5-1					2.0-5
Montez Sweat	...	1.0-1	...	0.5-2	1.0-7	1.0-4	2.5-12	2.0-9					8.0-35
Erroll Thompson	0.5-1	1.0-1					1.5-2

Sacks-Yards	CSU	LT	LSU	at UGA	at AU	BYU	UK	A&M	UMass	Bama	at Ark	OM	TOTALS
Johnathan Abram	...	0.5-5					0.5-5
Willie Gay Jr.	1.0-4					1.0-4
Gerri Green	...	2.0-12					2.0-12
Dez Harris	...	1.0-2	1.0-6	...					2.0-8
Braxton Hoyett	0.5-1	...					0.5-1
Leo Lewis	...	0.5-6					0.5-6
Jeffery Simmons	1.0-7	...	1.5-6	...	1.0-13					3.5-26
Marquiss Spencer	0.5-2					0.5-2
Montez Sweat	1.0-7	1.0-4	1.5-10	2.0-9					5.5-30

GAME 1

Charleston Southern 0
MSU 49

Sept. 2, 2017
Davis Wade Stadium
Starkville, Miss.
54,215

Mississippi State

RUSHING	Att.	Gain	Lost	Net	TD	Long	Avg.
Aeris Williams	16	83	0	83	1	15	5.2
Kylin Hill	9	64	2	62	0	19	6.9
Nick Fitzgerald	7	43	2	41	1	19	5.9
Nick Gibson	6	41	0	41	0	12	6.8
Keytaon Thompson	6	38	2	36	0	16	6.0
Alec Murphy	2	9	0	9	0	6	4.5
Dontavian Lee	2	4	0	4	1	3	2.0
Bennie Braswell	1	4	0	4	0	4	4.0
Deddrick Thomas	1	1	0	1	0	1	1.0

PASSING	Com	Att	Int	Yds	TD	Long	Sacks
Nick Fitzgerald	16	29	0	239	2	62	0
Keytaon Thompson	4	7	0	35	1	11	0

RECEIVING	No.	Yds.	TD	Long
Donald Gray	3	57	0	24
Reggie Todd	3	24	0	11
Gabe Myles	3	19	1	8
Farrod Green	2	68	0	62
Deddrick Thomas	2	34	1	24
Jordan Thomas	2	18	0	12
Keith Mixon	1	15	0	15
Jesse Jackson	1	15	0	15
Jamal Couch	1	11	1	11
Osirus Mitchell	1	9	0	9
Nick Gibson	1	4	0	4

PUNTING	No.	Yds.	Avg.	Long	I20	TB
Kody Schexnayder	1	28	28.0	28	0	0
Logan Cooke	4	177	44.2	59	2	0

FIELD GOALS	Att.	Made	Long	KICKS
Tucker Day	3	1	40	made 40; missed 32, 47

ALL RETURNS	Punts			Kickoffs			Intercepted		
	No.	Yds.	Lg.	No.	Yds.	Lg.	No.	Yds.	Lg.
Donald Gray	0	0	0	1	52	52	0	0	0
Gabe Myles	3	22	19	1	23	23	0	0	0

Charleston Southern

RUSHING	Att.	Gain	Lost	Net	TD	Long	Avg.
Ronnie Harris	7	18	0	18	0	5	2.6
Robert Mitchell	3	15	4	11	0	8	3.7
Terrance Wilson	3	9	0	9	0	5	3.0
Adam Allen	2	8	0	8	0	5	4.0
Geoffrey Wall	1	7	0	7	0	7	7.0
Chanin Hamilton	9	16	12	4	0	6	0.4
London Johnson	4	7	4	3	0	4	0.8
Elijah Henry	1	1	0	1	0	1	1.0
Noah Shuler	3	0	1	-1	0	0	-0.3
Shane Bucenell	5	6	23	-17	0	4	-3.4
TEAM	1	0	25	-25	0	0	-25.0

PASSING	Com	Att	Int	Yds	TD	Long	Sacks
Shane Bucenell	3	8	0	15	0	4	1

RECEIVING	No.	Yds.	TD	Long
Travay Hatten	1	7	0	4
Chanin Hamilton	1	5	0	4
Geoffrey Wall	1	3	0	3

PUNTING	No.	Yds.	Avg.	Long	I20	TB
Kyle Reighard	12	537	44.8	54	2	0

FIELD GOALS	Att.	Made	Long	KICKS
none				

ALL RETURNS	Punts			Kickoffs			Intercepted		
	No.	Yds.	Lg.	No.	Yds.	Lg.	No.	Yds.	Lg.
James Allen	0	0	0	4	63	23	0	0	0

MSU Dominant in All Phases in Opener, 49-0

MSU turned in one of the most dominant defensive performances in its history in shutting out FCS Charleston Southern, 49-0, in the season-opener. The **Todd Grantham** era opened with the Bulldogs' first shutout since 2014 as MSU held the Bucs to 0.7 yards per play, representing the fewest allowed in school history. Charleston managed only two first downs and 33 yards of total offense - the fewest allowed by MSU since 1963. The Bulldogs put up 23 points in the first quarter as **Nick Fitzgerald** capped the first drive with a 2-yard run. Fitzgerald then found **Gabe Myles** for an 8-yard score. For the first time since 2000, MSU tallied two safeties with both coming in the first half. **Fletcher Adams**, making his first career start, played a crucial role in both. The Bulldogs led 35-0 at the break when Fitzgerald hit **Deddrick Thomas** for a 10-yard score. Eleven different MSU players caught passes on the day, while MSU's rushing attack pounded out 281 yards. Fitzgerald accounted for three touchdowns before sitting most of the second half. Redshirt freshman **Kobe Jones**, playing in his first career game, finished with six tackles, 2.5 tackles for loss and one forced fumble. **Jeffery Simmons** recorded the first sack of his career, while Adams had 1.5 tackles for loss. Grantham's defense finished with 10 tackles for loss, while Charleston Southern never crossed the 50-yard line.

Charleston So.	0	0	0	0	-0
Mississippi State	23	12	7	7	-49

1st	14:02	MSU	Nick Fitzgerald 2 yd run (Tucker Day kick)
	03:35	MSU	Gabe Myles 8 yd pass from Nick Fitzgerald (Tucker Day kick)
	03:20	MSU	TEAM safety
	01:24	MSU	Aeris Williams 2 yd run (Tucker Day kick)
2nd	07:08	MSU	Tucker Day 40 yd field goal
	03:54	MSU	TEAM safety
	02:37	MSU	Deddrick Thomas 10 yd pass from Nick Fitzgerald (Day kick)
3rd	08:42	MSU	Dontavian Lee 3 yd run (Tucker Day kick)
4th	05:58	MS	Jamal Couch 11 yd pass from K. Thompson (Christmann kick)

Team Stats

	CSU	MSU
FIRST DOWNS	2	29
Rushing	2	17
Passing	0	11
Penalty	0	1
NET YARDS RUSHING	18	281
Rushing Attempts	39	50
Average Per Rush	0.5	5.6
NET YARDS PASSING	15	274
Completions-Attempts-Int	3-8-0	20-36-0
Average Per Attempt	1.9	7.6
Average Per Completion	5.0	13.7
TOTAL OFFENSE YARDS	33	555
Total offense plays	47	86
Average Gain Per Play	0.7	6.5
Penalties: Number-Yards	4-30	7-60
PUNTS-YARDS	12-537	5-205
KICKOFFS-YARDS	3-180	8-516
Punt returns: Number-Yards-TD	0-0-0	3-22-0
Kickoff returns: Number-Yds-TD	4-63-0	2-75-0
Interceptions: Number-Yds-TD	0-0-0	0-0-0
Fumble Returns: Number-Yds-TD	0-0-0	0-0-0
Possession Time	27:35	32:25
Third-Down Conversions	2 of 14	6 of 15
Fourth-Down Conversions	0 of 0	1 of 1
Red-Zone Scores-Chances	0-0	6-7
Sacks By: Number-Yards	0-0	1-7
PAT Kicks	0-0	6-6

GAME 2

MSU 57
Louisiana Tech 21

Sept. 9, 2017
Davis Wade Stadium
Starkville, Miss.
28,100

Mississippi State

RUSHING	Att.	Gain	Lost	Net	TD	Long	Avg.
Nick Fitzgerald	10	111	0	111	2	44	11.1
Aeris Williams	9	108	1	107	0	59	11.9
Kylin Hill	10	62	0	62	1	10	6.2
Dontavian Lee	2	15	0	15	0	9	7.5
Nick Gibson	5	20	5	15	0	11	3.0
Keytaon Thompson	2	11	0	11	0	7	5.5
Deddrick Thomas	1	7	0	7	0	7	7.0
TEAM	1	0	1	-1	0	0	-1.0

PASSING	Com	Att	Int	Yds	TD	Long	Sacks
Nick Fitzgerald	12	18	1	124	3	28	0
Keytaon Thompson	1	2	0	8	0	8	0

RECEIVING	No.	Yds.	TD	Long
Donald Gray	4	19	1	8
Deddrick Thomas	3	20	0	9
Jordan Thomas	2	25	1	17
Aeris Williams	1	28	0	28
Gabe Myles	1	21	1	21
Jesse Jackson	1	14	0	14
Justin Johnson	1	5	0	5

PUNTING	No.	Yds.	Avg.	Long	I20	TB
Logan Cooke	3	143	47.7	55	1	0

FIELD GOALS	Att.	Made	Long	KICKS
Tucker Day	1	1	36	made 36

ALL RETURNS	Punts			Kickoffs			Intercepted		
	No.	Yds.	Lg.	No.	Yds.	Lg.	No.	Yds.	Lg.
Gabe Myles	2	-4	5	0	0	0	0	0	0
Reggie Todd	0	0	0	1	2	2	0	0	0
Keith Mixon	0	0	0	3	42	15	0	0	0
Mark McLaurin	0	0	0	0	0	0	1	32	32
Jeffery Simmons	1	24	0	0	0	0	0	0	0

Louisiana Tech

RUSHING	Att.	Gain	Lost	Net	TD	Long	Avg.
Boston Scott	13	96	0	96	0	24	7.4
Jarred Craft	18	83	2	81	0	16	4.5
Jaqwis Dancy	7	45	0	45	0	14	6.4
Israel Tucker	3	25	0	25	0	19	8.3
Kam McKnight	1	1	0	1	1	1	1.0
J'Mar Smith	7	24	33	-9	0	11	-1.3
TEAM	1	0	87	-87	0	0	-87.0

PASSING	Com	Att	Int	Yds	TD	Long	Sacks
J'Mar Smith	10-23-1	140	0	58	4		
Westin Elliott	3-6-0	23	1	10	0		
TEAM	0-1-0	0	0	0	0		

RECEIVING	No.	Yds.	TD	Long
Marcus Gaines	3	104	0	58
Teddy Veal	3	15	0	9
Cee Jay Powell	2	14	0	10
Kam McKnight	2	13	0	7
Boston Scott	2	8	0	6
Zach Cousar	1	9	1	9

PUNTING	No.	Yds.	Avg.	Long	I20	TB
Brady Farlow	7	273	39.0	47	0	0

FIELD GOALS	Att.	Made	Long	KICKS
Jonathan Barnes	2	2	45	made 27, 45

ALL RETURNS	Punts			Kickoffs			Intercepted		
	No.	Yds.	Lg.	No.	Yds.	Lg.	No.	Yds.	Lg.
Amik Robertson	0	0	0	0	0	0	1	61	61

MSU Scores 36 Unanswered, Beats LA Tech, 57-21

Nick Fitzgerald accounted for five touchdowns as MSU rallied from a 9-0 deficit with 36 unanswered points to run past Louisiana Tech, 57-21, on a Saturday night in Ruston. Tech took advantage of a Fitzgerald interception and went up 9-0 with 6:46 to go in the first quarter. That is until defensive tackle Jeffery Simmons made his presence known with the first of two touchdowns on the night. Simmons skied into the air to block a punt and then recovered his own blocked punt in the endzone. Fitzgerald then found a groove, hitting **Jordan Thomas** and **Donald Gray** for touchdown passes on consecutive drives. Fitzgerald got into the scoring act himself with two spectacular touchdown runs to put MSU up 43-14 with 14:27 remaining in the third quarter. Simmons did it again, scooping up a **Gerri Green** forced fumble and returning it 90 yards for a touchdown on the ensuing drive. It was the longest fumble recovery score for the Bulldogs since 2000. Simmons finished with five tackles and became the first MSU defensive players with multiple scores in a game since Johnthan Banks had two against Florida in 2009. Green tallied two forced fumbles and two sacks, while **Mark McLaurin** was the Bulldogs' leading tackler with 10.

Scoring

Mississippi State	16	20	21	0	- 57
Louisiana Tech	9	5	0	7	- 21

1st	13:21	LT	Jonathan Barnes 27 yd field goal
	06:46	LT	Kam McKnight 1 yd run (Jonathan Barnes kick blockd)
	05:05	MSU	Tucker Day 36 yd field goal
	01:06	MSU	Jeffery Simmons 0 yd blocked punt return (Tucker Day kick)
	00:10	MSU	Jordan Thomas 17 yd pass from N. Fitzgerald (Day kick blockd)
2nd	11:27	MSU	Donald Gray 6 yd pass from Nick Fitzgerald (Tucker Day kick)
	07:12	MSU	Nick Fitzgerald 30 yd run (Tucker Day kick)
	00:41	MSU	Gabe Myles 21 yd pass from Nick Fitzgerald (Day kick blockd)
	00:41	LT	Amik Robertson PAT return
	00:00	LT	Jonathan Barnes 45 yd field goal
3rd	14:27	MSU	Nick Fitzgerald 44 yd run (Jace Christmann kick)
	09:48	MSU	Jeffery Simmons 90 yd fumble recovery (Jace Christmann kick)
	03:24	MSU	Kylin Hill 2 yd run (Jace Christmann kick)
4th	00:15	LT	Zach Cousar 9 yd pass from Westin Elliott (Barnes kick)

Team Stats

	MSU	LT
FIRST DOWNS	21	20
Rushing	15	12
Passing	6	5
Penalty	0	3
NET YARDS RUSHING	327	152
Rushing Attempts	40	50
Average Per Rush	8.2	3.0
NET YARDS PASSING	132	163
Completions-Attempts-Int	13-20-1	13-30-1
Average Per Attempt	6.6	5.4
Average Per Completion	10.2	12.5
TOTAL OFFENSE YARDS	459	315
Total offense plays	60	80
Average Gain Per Play	7.7	3.9
Fumbles: Number-Lost	0-0	3-2
Penalties: Number-Yards	6-70	6-60
PUNTS-YARDS	3-143	8-273
KICKOFFS-YARDS	10-650	4-216
Punt returns: Number-Yards-TD	3-20-1	0-0-0
Kickoff returns: Number-Yds-TD	4-44-0	0-0-0
Interceptions: Number-Yds-TD	1-32-0	1-61-0
Fumble Returns: Number-Yds-TD	1-90-1	0-0-0
Possession Time	23:52	36:08
Third-Down Conversions	5 of 10	4 of 15
Fourth-Down Conversions	0 of 1	1 of 2
Red-Zone Scores-Chances	4-5	3-5
Sacks By: Number-Yards	4-25	0-0

GAME 3

#12/11 LSU
MSU

7
37

Sept. 16, 2017
Davis Wade Stadium
Starkville, Miss.
60,596

Mississippi State

RUSHING	Att.	Gain	Lost	Net	TD	Long	Avg.
Aeris Williams	23	147	1	146	0	28	6.3
Nick Fitzgerald	14	90	2	88	2	24	6.3
Nick Gibson	3	23	0	23	0	14	7.7
Keytaon Thompson	1	12	0	12	0	12	12.0
Kylin Hill	2	11	0	11	0	11	5.5
Dontavian Lee	3	9	2	7	0	5	2.3
Team	2	0	2	-2	0	0	-1.0

PASSING	Com	Att.	Int.	Yds.	TD	Long	Sacks
Nick Fitzgerald	15	23	0	180	2	45	1

RECEIVING	No.	Yds.	TD	Long
Keith Mixon	6	97	1	45
Donald Gray	3	19	0	11
Jordan Thomas	2	13	0	7
Farrod Green	1	22	0	22
Dedrick Thomas	1	20	1	20
Jesse Jackson	1	8	0	8
Aeris Williams	1	1	0	1

PUNTING	No.	Yds.	Avg.	Long	I20	TB
Logan Cooke	3	138	46.0	50	2	0

FIELD GOALS	Att.	Made	Long	KICKS
Jace Christmann	3	3	45	made 30, 45, 27

ALL RETURNS	Punts			Kickoffs			Intercepted		
	No.	Yds.	Lg.	No.	Yds.	Lg.	No.	Yds.	Lg.
Donald Gray	2	49	35	0	0	0	0	0	0

LSU

RUSHING	Att.	Gain	Lost	Net	TD	Long	Avg.
Derrius Guice	15	77	1	76	0	25	5.1
Darrel Williams	5	29	0	29	1	10	5.8
Derrick Dillon	2	13	1	12	0	13	6.0
Danny Etling	4	18	8	10	0	11	2.5
Russell Gage	2	5	0	5	0	5	2.5
C. Edwards-Helaire	1	1	0	1	0	1	1.0

PASSING	Com	Att.	Int.	Yds.	TD	Long	Sacks
Danny Etling	13	29	0	137	0	19	2

RECEIVING	No.	Yds.	TD	Long
DJ Chark	3	23	0	12
Darrel Williams	2	37	0	19
Derrick Dillon	2	21	0	11
J.D. Moore	2	20	0	14
Foster Moreau	2	17	0	15
Russell Gage	1	16	0	16
Derrius Guice	1	3	0	3

PUNTING	No.	Yds.	Avg.	Long	I20	TB
Josh Growden	7	286	40.9	53	1	0

FIELD GOALS	Att.	Made	Long	KICKS
none				

ALL RETURNS	Punts			Kickoffs			Intercepted		
	No.	Yds.	Lg.	No.	Yds.	Lg.	No.	Yds.	Lg.
C. Edwards-Helaire	0	0	0	2	40	21	0	0	0

MSU Crushes No. 11 LSU in Most Dominant Win in Series History, 37-7

MSU handed No. 11 LSU its worst loss in the 111-year series history by a score of 37-7 in front of a raucous 60,596 on a Saturday night in Davis Wade Stadium. The win was the Bulldogs' first over the Tigers in Starkville since 1999 and it was MSU's largest margin of victory over a ranked opponent since 1942. **Nick Fitzgerald** accounted for four touchdowns, and **Aeris Williams** rushed for 146 yards - his second straight 100-yard game. The Bulldogs pounded out 285 yards on the ground, the most allowed by LSU under defensive coordinator Dave Aranda. MSU scored on seven consecutive drives. Fitzgerald had two first-half rushing scores, including a pivotal 3-yard dive with 0:07 remaining in the second quarter that put the Bulldogs up double digits and capped a 10-play, 54-yard drive. MSU outscored LSU 20-0 in the second half. **Todd Grantham's** defense held the Tigers to 3-of-13 on third down. LSU punted on three consecutive drives and turned it over on downs twice in the second half. **Jeffery Simmons** set the tone up front with a career-best seven tackle, 1.5 sacks and two quarterback hurries. **Mark McLaurin** collected a team-high nine tackles. Walk-on **Jace Christmann** also converted the first field goals of his career.

Scoring

LSU	0	7	0	0	-7
Mississippi State	0	17	13	7	-37

2nd	13:38	MSU	Nick Fitzgerald 3 yd run (Jace Christmann kick)
	09:44	LSU	Darrel Williams 10 yd run (Jack Gonsoulin kick)
	05:04	MSU	Jace Christmann 30 yd field goal
	00:07	MSU	Nick Fitzgerald 3 yd run (Jace Christmann kick)
3rd	10:53	MSU	Jace Christmann 45 yd field goal
	05:10	MSU	Keith Mixon 45 yd pass from Nick Fitzgerald (Christmann kick)
	01:55	MSU	Jace Christmann 27 yd field goal
4th	13:01	MSU	Dedrick Thomas 20 yd pass from Fitzgerald (Christmann kick)

Team Stats

	LSU	MSU
FIRST DOWNS	13	25
Rushing	5	12
Passing	6	9
Penalty	2	4
NET YARDS RUSHING	133	285
Rushing Attempts	29	48
Average Per Rush	4.6	5.9
NET YARDS PASSING	137	180
Completions-Attempts-Int	13-29-0	15-23-0
Average Per Attempt	4.7	7.8
Average Per Completion	10.5	12.0
TOTAL OFFENSE YARDS	270	465
Total offense plays	58	71
Average Gain Per Play	4.7	6.5
Fumbles: Number-Lost	1-0	0-0
Penalties: Number-Yards	9-112	5-49
PUNTS-YARDS	7-286	3-138
KICKOFFS-YARDS	2-130	8-515
Punt returns: Number-Yards-TD	0-0-0	2-49-0
Kickoff returns: Number-Yds-TD	2-40-0	0-0-0
Interceptions: Number-Yds-TD	0-0-0	0-0-0
Fumble Returns: Number-Yds-TD	0-0-0	0-0-0
Possession Time	24:05	35:55
Third-Down Conversions	3 of 13	7 of 13
Fourth-Down Conversions	0 of 2	0 of 0
Red-Zone Scores-Chances	1-1	5-6
Sacks By: Number-Yards	1-2	2-8
PAT Kicks	1-1	4-4
Field Goals	0-0	3-3
Points off turnovers	0	0

GAME 4

#17/19 MSU **3**
 #11/12 Georgia **31**

Sept. 23, 2017
 Sanford Stadium
 Athens, Ga.
 92,746

Mississippi State

RUSHING	Att.	Gain	Lost	Net	TD	Long	Avg.
Nick Gibson	5	53	1	52	0	39	10.4
Nick Fitzgerald	10	47	0	47	0	14	4.7
Aeris Williams	11	24	0	24	0	5	2.2
Kylin Hill	7	22	1	21	0	9	3.0
Keytaon Thompson	2	15	0	15	0	13	7.5
Keith Mixon	1	11	0	11	0	11	11.0
Dontavian Lee	1	7	0	7	0	7	7.0

PASSING	Com	Att	Int	Yds	TD	Long	Sacks
Fitzgerald, Nick	14	29	2	83	0	21	0
Keytaon Thompson	1	4	0	20	0	20	0

RECEIVING	No.	Yds.	TD	Long
Aeris Williams	5	12	0	9
Keith Mixon	3	12	0	5
Dedrick Thomas	2	41	0	21
Jesse Jackson	2	15	0	12
Donald Gray	2	13	0	7
Kylin Hill	1	10	0	10

PUNTING	No.	Yds.	Avg.	Long	I20	TB
Logan Cooke	7	315	45.0	67	4	1

FIELD GOALS	Att.	Made	Long	KICKS
Jace Christmann	1	1	26	made 26

ALL RETURNS	Punts			Kickoffs			Intercepted	
	No.	Yds.	Lg.	No.	Yds.	Lg.	No.	Yds.
none								

Georgia

RUSHING	Att.	Gain	Lost	Net	TD	Long	Avg.
Nick Chubb	15	83	2	81	2	28	5.4
D'Andre Swift	10	72	3	69	0	20	6.9
Sony Michel	7	32	0	32	0	8	4.6
Brian Herrien	9	26	5	21	0	7	2.3
Jake Fromm	1	0	0	0	0	0	0.0

PASSING	Com	Att.	Int.	Yds.	TD	Long	Sacks
Jake Fromm	9	12	0	201	2	59	0

RECEIVING	No.	Yds.	TD	Long
Terry Godwin	2	80	1	59
Javon Wims	2	43	0	27
Isaac Nauta	1	41	1	41
Mecole Hardman	1	18	0	18
Jackson Harris	1	8	0	8
D'Andre Swift	1	8	0	8
Sony Michel	1	3	0	3

PUNTING	No.	Yds.	Avg.	Long	I20	TB
Cameron Nizialek	4	182	45.5	54	1	0

FIELD GOALS	Att.	Made	Long	KICKS
Rodrigo Blankenship	1	1	49	made 49

ALL RETURNS	Punts			Kickoffs			Intercepted	
	No.	Yds.	Lg.	No.	Yds.	Lg.	No.	Yds.
Mecole Hardman	1	-3	0	1	25	25	0	0
D. Sanders	0	0	0	0	0	0	1	15
Deandre Baker	0	0	0	0	0	0	1	22

No. 11 Georgia Takes Control Early, Beats MSU, 31-3

No. 11 Georgia scored on a 59-yard flea-flicker on its first play from scrimmage and never looked back as No. 17 MSU lost its first game of the season by a score of 31-3 on a Saturday night in Sanford Stadium. The Bulldogs did not manage a touchdown and got on the board prior to the half with **Jace Christmann's** 26-yard field goal to cap a 12-play, 51-yard drive. **Nick Fitzgerald** failed to reach the endzone for the first time in six games. Georgia scored touchdowns on its first two offensive possessions. They outscored State 17-0 in the third quarter and went 75 yards on their first possession of the second half. MSU was held to 4.0 yards per play and only 103 yards through the air. Nick Gibson rushed for a career-best 52 yards, including a long of 39. Dez Harris recorded a game-high and career-high 12 tackles to go along with one forced fumble. Johnathan Abram, a Georgia transfer, added six tackles and 0.5 tackles for loss. State remained winless in Athens since its last win in 1956.

Scoring

Mississippi State	0	3	0	0	-3
Georgia	14	0	17	0	-31

1st	12:37	UGA	Terry Godwin 59 yd pass from J. Fromm (R. Blankenship kick)
	06:16	UGA	Nick Chubb 7 yd run (R. Blankenship kick)
2nd	01:14	MSU	Jace Christmann 26 yd field goal
3rd	12:24	UGA	Nick Chubb 28 yd run (R. Blankenship kick)
	05:48	UGA	Isaac Nauta 41 yd pass from Jake Fromm (R. Blankenship kick)
	00:52	UGA	R. Blankenship 49 yd field goal

Team Stats

	MSU	UGA
FIRST DOWNS	15	15
Rushing	10	7
Passing	5	7
Penalty	0	1
NET YARDS RUSHING	177	203
Rushing Attempts	37	42
Average Per Rush	4.8	4.8
NET YARDS PASSING	103	201
Completions-Attempts-Int	15-33-2	9-12-0
Average Per Attempt	3.1	16.8
Average Per Completion	6.9	22.3
TOTAL OFFENSE YARDS	280	404
Total offense plays	70	54
Average Gain Per Play	4.0	7.5
Fumbles: Number-Lost	0-0	1-1
Penalties: Number-Yards	4-35	4-35
PUNTS-YARDS	7-315	4-182
KICKOFFS-YARDS	2-130	6-390
Punt returns: Number-Yards-TD	0-0-0	1-(-3)-0
Kickoff returns: Number-Yds-TD	0-0-0	1-25-0
Interceptions: Number-Yds-TD	0-0-0	2-37-0
Fumble Returns: Number-Yds-TD	0-0-0	0-0-0
Possession Time	28:41	31:19
Third-Down Conversions	6 of 16	5 of 11
Fourth-Down Conversions	1 of 2	0 of 1
Red-Zone Scores-Chances	1-3	1-1
Sacks By: Number-Yards	0-0	0-0
PAT Kicks	0-0	4-4
Field Goals	1-1	1-1
Points off turnovers	0	10

GAME 5

#24/24 MSU 10
#13/15 Auburn 49

Sept. 30, 2017
Jordan-Hare Stadium
Auburn, Ala.
86,901

Mississippi State

RUSHING	Att.	Gain	Lost	Net	TD	Long	Avg.
Nick Fitzgerald	13	63	7	56	0	16	4.3
Aeris Williams	15	53	4	49	0	8	3.3
Kylin Hill	8	34	0	34	0	10	4.2
Keytaon Thompson	4	33	5	28	0	15	7.0
Nick Gibson	5	23	1	22	0	9	4.4
Logan Cooke	1	3	0	3	0	3	3.0
Keith Mixon	1	2	0	2	0	2	2.0

PASSING	Com	Att	Int	Yds	TD	Long	Sacks
Nick Fitzgerald	13	33	2	157	1	45	1
Keytaon Thompson	0	4	0	0	0	0	1

RECEIVING	No.	Yds.	TD	Long
Justin Johnson	3	9	1	5
Jamal Couch	2	60	0	32
Jesse Jackson	2	17	0	11
Reggie Todd	2	12	0	11
Keith Mixon	1	45	0	45
Donald Gray	1	6	0	6
Jordan Thomas	1	5	0	5
Aeris Williams	1	3	0	3

PUNTING	No.	Yds.	Avg.	Long	I20	TB
Logan Cooke	5	223	44.6	59	2	1

FIELD GOALS	Att.	Made	Long	KICKS
Jace Christmann	1	1	40	made 40

ALL RETURNS	Punts			Kickoffs			Intercepted		
	No.	Yds.	Lg.	No.	Yds.	Lg.	No.	Yds.	Lg.
Keith Mixon	0	0	0	1	22	22	0	0	0
Donald Gray	1	5	5	0	0	0	0	0	0

Auburn

RUSHING	Att.	Gain	Lost	Net	TD	Long	Avg.
Kerryon Johnson	23	122	6	116	3	59	5.0
Malik Willis	1	67	0	67	1	67	67.0
Eli Stove	1	30	0	30	0	30	30.0
Devan Barrett	2	20	0	20	0	13	10.0
Malik Miller	3	17	0	17	0	9	5.7
Kamryn Pettway	5	6	0	6	0	2	1.2
Jarrett Stidham	4	10	22	-12	0	10	-3.0

PASSING	Com	Att.	Int.	Yds.	TD	Long	Sacks
Jarrett Stidham	13	16	0	264	2	57	2
Malik Willis	1	1	0	3	0	3	0

RECEIVING	No.	Yds.	TD	Long
Ryan Davis	6	32	1	11
Eli Stove	2	75	0	57
Kyle Davis	1	52	0	52
Darius Slayton	1	49	0	49
Will Hastings	1	47	1	47
Chandler Cox	1	6	0	6
Kerryon Johnson	1	3	0	3
N. Igbinohe	1	3	0	3

PUNTING	No.	Yds.	Avg.	Long	I20	TB
Aidan Marshall	3	109	36.3	47	2	0

FIELD GOALS	Att.	Made	Long	KICKS
Daniel Carlson	1	0	n/a	missed 51

ALL RETURNS	Punts			Kickoffs			Intercepted		
	No.	Yds.	Lg.	No.	Yds.	Lg.	No.	Yds.	Lg.
N. Igbinohe	0	0	0	2	49	26	0	0	0
Stephen Roberts	2	16	11	0	0	0	0	0	0
Tray Matthews	0	0	0	0	0	0	1	0	0
Javaris Davis	0	0	0	0	0	0	1	37	37

No. 13 Auburn Hands No. 24 MSU Second Straight Loss, 49-10

No. 13 Auburn used a 21-point first half and pitched a shutout in the second half to deal No. 24 Mississippi State its second straight loss by a score of 49-10 on Saturday night in Jordan-Hare Stadium. The Tigers took a 7-0 lead three minutes into the game and MSU looked to have tied the contest when **Jeffery Simmons** forced a fumble that was recovered by **Montez Sweat**, who returned it to the endzone. However, a whistle blew the play dead before the return. The Bulldogs managed to get the football back after the review, and **Jace Christmann** drilled a 40-yard field goal to put MSU on the board. **Nick Fitzgerald** engineered an 8-play, 77-yard drive before the half when he found **Justin Johnson** for a 5-yard touchdown to keep the Bulldogs within striking distance at 21-10. The back breaker came when the Tigers went 99 yards on their first possession of the second half after MSU had to punt on its first possession. **Brandon Bryant** was the Bulldogs' leading tackler with a career-best 11. Simmons had 1.5 tackles for loss and a sack. Sweat finished with three tackles and one sack.

Scoring

Mississippi State	3	7	0	0	-10
Auburn	14	7	7	21	-49

1st	12:00	AU	Kerryon Johnson 1 yd run (Daniel Carlson kick)
	06:41	MSU	Jace Christmann 40 yd field goal
	04:55	AU	Ryan Davis 7 yd pass from Jarrett Stidham (Carlson kick)
2nd	13:38	AU	Will Hastings 47 yd pass from Jarrett Stidham (Carlson kick)
	00:59	MSU	Justin Johnson 5 yd pass from N. Fitzgerald (J. Christmann kick)
3rd	09:02	AU	Kerryon Johnson 2 yd run (Daniel Carlson kick)
4th	12:03	AU	Kerryon Johnson 1 yd run (Daniel Carlson kick)
	10:42	AU	Javaris Davis 37 yd interception return (Daniel Carlson kick)
	03:04	AU	Malik Willis 67 yd run (Daniel Carlson kick)

Team Stats

	MSU	AU
FIRST DOWNS	18	14
Rushing	12	8
Passing	5	5
Penalty	1	1
NET YARDS RUSHING	194	244
Rushing Attempts	47	39
Average Per Rush	4.1	6.3
NET YARDS PASSING	157	267
Completions-Attempts-Int	13-37-2	14-17-0
Average Per Attempt	4.2	15.7
Average Per Completion	12.1	19.1
TOTAL OFFENSE YARDS	351	511
Total offense plays	84	56
Average Gain Per Play	4.2	9.1
Fumbles: Number-Lost	1-0	2-2
Penalties: Number-Yards	10-39	1-15
PUNTS-YARDS	5-223	3-109
KICKOFFS-YARDS	3-195	8-519
Punt returns: Number-Yards-TD	1-5-0	2-16-0
Kickoff returns: Number-Yds-TD	1-22-0	2-49-0
Interceptions: Number-Yds-TD	0-0-0	2-37-1
Fumble Returns: Number-Yds-TD	0-0-0	0-0-0
Possession Time	34:20	25:40
Third-Down Conversions	7 of 21	6 of 12
Fourth-Down Conversions	2 of 6	1 of 1
Red-Zone Scores-Chances	2-3	4-4
Sacks By: Number-Yards	2-20	2-12
PAT Kicks	1-1	7-7
Field Goals	1-1	0-1
Points off turnovers	3	7

GAME 6

BYU 10
MSU 35

Oct. 14, 2017
Davis Wade Stadium
Starkville, Miss.
54,866

Mississippi State

RUSHING	Att.	Gain	Lost	Net	TD	Long	Avg.
Aeris Williams	23	114	0	114	1	19	5.0
Nick Fitzgerald	15	103	0	103	2	15	6.9
Kylin Hill	7	44	0	44	0	12	6.3
Nick Gibson	3	23	0	23	0	11	7.7
Dontavian Lee	3	12	0	12	0	5	4.0
Keytaon Thompson	2	10	0	10	0	8	5.0

PASSING	Com	Att.	Int.	Yds.	TD	Long	Sacks
Nick Fitzgerald	19	30	2	241	2	32	0
Keytaon Thompson	1	1	0	-1	0	0	0

RECEIVING	No.	Yds.	TD	Long
Keith Mixon	5	69	0	20
Donald Gray	4	41	1	13
Aeris Williams	3	33	0	17
Jamal Couch	2	43	1	32
Dedrick Thomas	2	22	0	18
Jesse Jackson	2	6	0	7
Gabe Myles	1	20	0	20
Jordan Thomas	1	6	0	6

PUNTING	No.	Yds.	Avg.	Long	I20	TB
Logan Cooke	3	159	53.0	57	1	1

FIELD GOALS	Att.	Made	Long	KICKS
none				

ALL RETURNS	Punts			Kickoffs			Intercepted		
	No.	Yds.	Lg.	No.	Yds.	Lg.	No.	Yds.	Lg.
Keith Mixon	0	0	0	1	25	25	0	0	0
Donald Gray	1	-8	0	0	0	0	0	0	0
Brandon Bryant	0	0	0	0	0	0	1	30	30

BYU

RUSHING	Att.	Gain	Lost	Net	TD	Long	Avg.
Brayden El-Bakri	5	20	0	20	0	7	4.0
Ula Tolutau	8	15	0	15	0	5	1.9
Austin Kafentzis	2	0	1	-1	0	0	-0.5
Team	1	0	1	-1	0	0	-1.0
Tanner Mangum	1	0	4	-4	0	0	-4.0

PASSING	Com	Att.	Int.	Yds.	TD	Long	Sacks
Tanner Mangum	16	26	1	145	1	43	1
Joe Critchlow	1	3	0	2	0	2	0

RECEIVING	No.	Yds.	TD	Long
Aleva Hifo	5	77	1	43
Jonah Trinnaman	2	17	0	15
Ula Tolutau	2	11	0	9
Neil Pau'u	2	5	0	4
Micah Simon	1	11	0	11
Trey Dye	1	9	0	9
Matt Bushman	1	6	0	6
Brayden El-Bakri	1	5	0	5
Beau Tanner	1	3	0	3
Riley Burt	1	3	0	3

PUNTING	No.	Yds.	Avg.	Long	I20	TB
Corey Edwards	1	39	39.0	39	0	0
Jonny Linehan	6	240	40.0	47	4	0

FIELD GOALS	Att.	Made	Long	KICKS
Rhett Almond	1	1	38	made 38

ALL RETURNS	Punts			Kickoffs			Intercepted		
	No.	Yds.	Lg.	No.	Yds.	Lg.	No.	Yds.	Lg.
Jonah Trinnaman	0	0	0	1	12	12	0	0	0
Dayan Ghanwoloku	0	0	0	0	0	0	2	105	67
Michael Shelton	2	-2	0	1	18	18	0	0	0
Kyle Griffiths	0	0	0	1	11	11	0	0	0

MSU Gets Back to Winning Ways Against BYU, 35-10

The tandem of **Nick Fitzgerald** and **Aeris Williams** proved to be too much for BYU as Mississippi State returned to the win column with a 35-10 win on Saturday in Davis Wade Stadium in what was the first meeting between the two teams in Starkville since 2001. Fitzgerald and Williams went over 100 yards rushing in the same game for the fourth time in their careers. Fitzgerald finished with 344 yards of total offense and four touchdowns. The Bulldogs went on a season-long 89-yard drive to start the scoring that culminated with a 15-yard Fitzgerald TD run over a defender. After Fitzgerald threw an interception that was returned 67 yards to the MSU 33-yard line early in the second quarter, **Jeffery Simmons** came up with a crucial forced fumble that was recovered by **Marquiss Spencer**. State responded with a 74-yard drive, and Fitzgerald connected with **Donald Gray** for a 9-yard touchdown. Fitzgerald added another score before the half to put the Bulldogs up 21-3. **Jamal Couch** got into the scoring act on a throw into the corner of the endzone from Fitzgerald with 12:00 to play in the third quarter. The Bulldogs racked up 35 first downs, representing the most in the **Dan Mullen** era. Meanwhile, Mullen moved into a tie for second place in school victories with his 65th. **J.T. Gray** led all tacklers with eight, while **Brandon Bryant** recorded his first interception of the season.

Scoring

BYU	0	3	7	0	-10
Mississippi State	7	14	7	7	-35

1st	05:15	MSU	Nick Fitzgerald 15 yd run (Jace Christmann kick)
2nd	07:07	MSU	Donald Gray 9 yd pass from Nick Fitzgerald (Christmann kick)
	03:35	BYU	Rhett Almond 38 yd field goal
	00:22	MSU	Nick Fitzgerald 14 yd run (Christmann kick)
3rd	12:00	MSU	Jamal Couch 32 yd pass from Nick Fitzgerald (Christmann kick)
	00:44	BYU	Aleva Hifo 27 yd pass from Tanner Mangum (Almond kick)
4th	07:20	MSU	Aeris Williams 5 yd run (Christmann kick)

Team Stats

	BYU	MSU
FIRST DOWNS	8	35
Rushing	2	19
Passing	4	14
Penalty	2	2
NET YARDS RUSHING	29	306
Rushing Attempts	17	53
Average Per Rush	1.7	5.8
NET YARDS PASSING	147	240
Completions-Attempts-Int	17-29-1	20-31-2
Average Per Attempt	5.1	7.7
Average Per Completion	8.6	12.0
Passing Touchdowns	1	2
TOTAL OFFENSE YARDS	176	546
Total offense plays	46	84
Average Gain Per Play	3.8	6.5
Fumbles: Number-Lost	1-1	1-1
Penalties: Number-Yards	2-22	6-60
PUNTS-YARDS	7-279	3-159
KICKOFFS-YARDS	3-191	6-377
Punt returns: Number-Yards-TD	2-(-2)-0	1-(-8)-0
Kickoff returns: Number-Yds-TD	3-41-0	1-25-0
Interceptions: Number-Yds-TD	2-105-0	1-30-0
Fumble Returns: Number-Yds-TD	0-0-0	0-0-0
Possession Time	23:12	36:48
Third-Down Conversions	4 of 13	8 of 13
Fourth-Down Conversions	0 of 1	1 of 1
Red-Zone Scores-Chances	0-0	4-5
Sacks By: Number-Yards	0-0	1-4
PAT Kicks	1-1	5-5
Field Goals	1-1	0-0
Points off turnovers	7	14

GAME 7

Kentucky
MSU

7
45

Oct. 21, 2017
Davis Wade Stadium
Starkville, Miss.
58,963

Mississippi State

RUSHING	Att.	Gain	Lost	Net	TD	Long	Avg.
Nick Fitzgerald	12	115	0	115	2	40	9.6
Aeris Williams	20	72	1	71	0	8	3.5
Keytaon Thompson	4	65	0	65	2	40	16.2
Kylin Hill	2	16	0	16	0	12	8.0
Dontavian Lee	3	10	0	10	0	5	3.3
Nick Gibson	4	11	2	9	0	6	2.2
Team	3	0	4	-4	0	0	-1.3

PASSING	Com	Att.	Int.	Yds.	TD	Long	Sacks
Nick Fitzgerald	18	26	0	155	1	21	0
Keytaon Thompson	1	1	0	4	0	4	0

RECEIVING	No.	Yds.	TD	Long
Donald Gray	6	51	0	21
Gabe Myles	4	30	0	17
Jordan Thomas	3	28	1	10
Jesse Jackson	3	24	0	17
Jamal Couch	1	12	0	12
Dedrick Thomas	1	10	0	10
Osirus Mitchell	1	4	0	4

PUNTING	No.	Yds.	Avg.	Long	I20	TB
Logan Cooke	2	75	37.5	38	1	0

FIELD GOALS	Att.	Made	Long	KICKS
Jace Christmann	1	1	31	made 31

ALL RETURNS	Punts			Kickoffs			Intercepted		
	No.	Yds.	Lg.	No.	Yds.	Lg.	No.	Yds.	Lg.
Donald Gray	1	10	10	1	33	33	0	0	0
Gerri Green	0	0	0	0	0	0	1	84	84
Braxton Hoyett	0	0	0	0	0	0	1	2	2

Kentucky

RUSHING	Att.	Gain	Lost	Net	TD	Long	Avg.
Stephen Johnson	6	65	11	54	0	23	9.0
Asim Rose	9	30	4	26	0	9	2.9
Sihiem King	5	24	0	24	0	8	4.8
Benny Snell	7	18	0	18	0	5	2.6
Lynn Bowden Jr.	1	0	1	-1	0	0	-1.0
Drew Barker	1	0	6	-6	0	0	-6.0
Blake Bone	0	0	0	0	1	0	0.0

PASSING	Com	Att	Int	Yds	TD	Long	Sacks
Stephen Johnson	13	28	2	117	0	17	2
Drew Barker	1	2	0	28	0	28	1

RECEIVING	No.	Yds.	TD	Long
Garrett Johnson	5	36	0	12
Lynn Bowden Jr.	3	38	0	28
Blake Bone	2	17	0	9
T. Richardson	1	17	0	17
Charles Walker	1	17	0	17
Benny Snell	1	14	0	14
Josh Ali	1	6	0	6

PUNTING	No.	Yds.	Avg.	Long	I20	TB
Matt Panton	7	316	45.1	67	3	0

FIELD GOALS	Att.	Made	Long	KICKS
none				

ALL RETURNS	Punts			Kickoffs			Intercepted		
	No.	Yds.	Lg.	No.	Yds.	Lg.	No.	Yds.	Lg.
Lynn Bowden Jr.	0	0	0	5	112	33	0	0	0
Zach Johnson	0	0	0	1	15	15	0	0	0

MSU Blows Out Kentucky on Homecoming, 45-7

MSU, playing its first SEC opponent on Homecoming since 1999, avenged its loss to Kentucky a year ago by a score of 45-7 on Saturday in Davis Wade Stadium. **Nick Fitzgerald** had perhaps his most efficient game, completing a career-best 69.2 percent of his passes (18-of-26) and accounting for three touchdowns. He rushed for 115 yards and two scores against a Wildcat run defense that came in ranked 10th nationally allowing only 97.2 yards per game on the ground. Fitzgerald put the Bulldogs up for good when he turned a broken play into a 40-yard touchdown run right before the half. MSU took its first possession of the second half and ate up a season-long 7:53 on the clock before Fitzgerald found **Jordan Thomas** on a 10-yard quick slant touchdown with 7:07 to go in the third quarter. With MSU leading 24-7, backup QB **Keytaon Thompson** got into the scoring act for the first time in his career with rushing touchdowns of 9 and 40 yards in the fourth quarter. **Gerri Green** provided the highlight of the game when he intercepted UK QB Stephen Johnson and returned it 84 yards through traffic for a touchdown. Johnson was pressured all day as MSU racked up three sacks, including 1.5 from **Montez Sweat**. Sweat had a career-best seven tackles and 2.5 tackles for loss. **Mark McLaurin** led all tacklers with 11 and had a forced fumble.

Scoring

Kentucky	0	7	0	0	-7
Mississippi State	7	10	7	21	-45

1st	07:43	MSU	Nick Fitzgerald 3 yd run (Jace Christmann kick)
2nd	07:13	UK	Blake Bone 0 yd fumble recovery (A. MacGinnis kick)
	03:14	MSU	Jace Christmann 31 yd field goal
	01:05	MSU	Nick Fitzgerald 40 yd run (Jace Christmann kick)
3rd	07:07	MSU	Jordan Thomas 10 yd pass from N.Fitzgerald (Christmann kick)
4th	12:20	MSU	Keytaon Thompson 9 yd run (Jace Christmann kick)
	10:29	MSU	Gerri Green 84 yd interception return (Jace Christmann kick)
	03:56	MSU	Keytaon Thompson 40 yd run (Jace Christmann kick)

Team Stats

	UK	MSU
FIRST DOWNS	14	25
Rushing	5	16
Passing	8	7
Penalty	1	2
NET YARDS RUSHING	115	282
Rushing Attempts	29	48
Average Per Rush	4.0	5.9
Rushing Touchdowns	1	4
Yards Gained Rushing	137	289
Yards Lost Rushing	22	7
NET YARDS PASSING	145	159
Completions-Attempts-Int	14-30-2	19-27-0
Average Per Attempt	4.8	5.9
Average Per Completion	10.4	8.4
TOTAL OFFENSE YARDS	260	441
Total offense plays	59	75
Average Gain Per Play	4.4	5.9
Fumbles: Number-Lost	1-0	0-0
Penalties: Number-Yards	4-41	5-55
PUNTS-YARDS	7-316	2-75
KICKOFFS-YARDS	2-120	8-508
Punt returns: Number-Yards-TD	0-0-0	1-10-0
Kickoff returns: Number-Yds-TD	6-127-0	1-33-0
Interceptions: Number-Yds-TD	0-0-0	2-86-1
Fumble Returns: Number-Yds-TD	0-0-0	0-0-0
Possession Time	25:11	34:49
Third-Down Conversions	6 of 14	12 of 18
Fourth-Down Conversions	0 of 1	2 of 3
Red-Zone Scores-Chances	0-0	4-4
Sacks By: Number-Yards	0-0	3-17
PAT Kicks	1-1	6-6
Field Goals	0-0	1-1
Points off turnovers	0	14

GAME 8

MSU **35**
RV/#24 Texas A&M **14**

Oct. 28, 2017
Kyle Field
College Station, Texas
96,128

Mississippi State

RUSHING	Att.	Gain	Lost	Net	TD	Long	Avg.
Nick Fitzgerald	18	114	9	105	1	45	5.8
Aeris Williams	22	75	7	68	0	9	3.1
Nick Gibson	4	43	0	43	1	17	10.8
Kylin Hill	5	13	3	10	0	6	2.0
Dontavian Lee	1	4	0	4	0	4	4.0
TEAM	2	0	2	-2	0	0	-1.0

PASSING	Com	Att.	Int.	Yds.	TD	Long	Sacks
Nick Fitzgerald	12	21	1	141	2	41	2

RECEIVING	No.	Yds.	TD	Long
Jesse Jackson	4	39	0	16
Farrod Green	3	51	0	41
Keith Mixon	1	17	0	17
Nick Gibson	1	12	0	12
Jordan Thomas	1	10	1	10
Donald Gray	1	8	1	8
Justin Johnson	1	4	0	4

PUNTING	No.	Yds.	Avg.	Long	I20	TB
Logan Cooke	5	167	33.4	39	0	0
TEAM	1	39	39.0	39	0	0
Nick Fitzgerald	1	14	14.0	14	0	0

FIELD GOALS	Att.	Made	Long	KICKS
none				

ALL RETURNS	Punts			Kickoffs			Intercepted		
	No.	Yds.	Lg.	No.	Yds.	Lg.	No.	Yds.	Lg.
Donald Gray	2	7	4	0	0	0	0	0	0
Reggie Todd	0	0	0	1	29	29	0	0	0
Lashard Durr	0	0	0	0	0	0	1	20	20
Mark McLaurin	0	0	0	0	0	0	1	3	3
Jamal Peters	0	0	0	0	0	0	1	90	90

Texas A&M

RUSHING	Att.	Gain	Lost	Net	TD	Long	Avg.
T. Williams	10	36	4	32	0	14	3.2
Kellen Mond	6	42	10	32	0	33	5.3
Keith Ford	8	26	1	25	1	7	3.1
Kendall Bussey	3	12	1	11	0	8	3.7
Nick Starkel	1	0	4	-4	0	0	-4.0

PASSING	Com	Att.	Int.	Yds.	TD	Long	Sacks
Kellen Mond	8	26	2	56	0	18	2
Nick Starkel	8	15	1	133	1	70	1

RECEIVING	No.	Yds.	TD	Long
Christian Kirk	5	33	0	11
Jhamon Ausbon	3	25	0	16
Camron Buckley	2	88	1	70
Kendall Bussey	2	25	0	18
T. Williams	2	7	0	4
Damion Ratley	1	7	0	7
Roshauud Paul	1	4	0	4

PUNTING	No.	Yds.	Avg.	Long	I20	TB
Shane Tripucka	8	350	43.8	52	3	0

FIELD GOALS	Att.	Made	Long	KICKS
none				

ALL RETURNS	Punts			Kickoffs			Intercepted		
	No.	Yds.	Lg.	No.	Yds.	Lg.	No.	Yds.	Lg.
Christian Kirk	1	26	26	3	55	22	0	0	0
D. Capers-Smith	1	3	3	0	0	0	0	0	0
Otaro Alaka	0	0	0	0	0	0	1	0	0

Bulldogs Stifle No. 24 Texas A&M on Road, 35-14

MSU jumped on No. 24 Texas A&M early and often en route to a 35-14 win at Kyle Field, in what was the largest margin of victory over a ranked team on the road for the Bulldogs since 1942. **Nick Fitzgerald** accounted for 246 yards of total offense and three touchdowns, and he went over 100 yards rushing for the third straight game. Fitzgerald and the Bulldogs set the tone with a flawless drive of 16 plays and 86 yards in a season-long 8:13 that was capped on the QB's 2-yard keeper. In the second quarter, **Mark McLaurin** intercepted a Kellen Mond pass and MSU immediately capitalized. Fitzgerald raced 45 yards for a first down and then found **Donald Gray** for an 8-yard touchdown pass. The Bulldog defense pitched a shutout in the first half and intercepted a season-best three passes. The highlight came when **Jamal Peters** returned an interception 90 yards for a score, halting a potential Aggie scoring drive. **Lashard Durr** also delivered his first career interception. MSU limited A&M to 96 rushing yards and racked up two sacks, including two from **Montez Sweat**. **Johnathan Abram** and **Leo Lewis** led all Bulldog tacklers with eight. It was State's first victory in College Station since 1913 and just the fourth time the two teams have met at Kyle Field since that date.

Scoring

Mississippi State	7	7	14	7	- 35
Texas A&M	0	0	7	7	- 14

1st	03:34	MSU	Nick Fitzgerald 2 yd run (Jace Christmann kick)
2nd	03:30	MSU	Donald Gray 8 yd pass from Nick Fitzgerald (Christmann kick)
3rd	11:47	MSU	Jordan Thomas 10 yd pass from Nick Fitzgerald (Christmann kick)
	08:20	TAMU	Keith Ford 1 yd run (Daniel LaCamera kick)
	05:00	MSU	Nick Gibson 14 yd run (Jace Christmann kick)
4th	07:23	MS	Jamal Peters 90 yd interception return (Jace Christmann kick)
	05:15	TAMU	Camron Buckley 70 yd pass from Nick Starkel (LaCamera kick)

Team Stats

	MSU	TAMU
FIRST DOWNS	19	15
Rushing	11	6
Passing	7	7
Penalty	1	2
NET YARDS RUSHING	228	96
Rushing Attempts	52	28
Average Per Rush	4.4	3.4
NET YARDS PASSING	141	189
Completions-Attempts-Int	12-21-1	16-41-3
Average Per Attempt	6.7	4.6
Average Per Completion	11.8	11.8
TOTAL OFFENSE YARDS	369	285
Total offense plays	73	69
Average Gain Per Play	5.1	4.1
Fumbles: Number-Lost	2-0	0-0
Penalties: Number-Yards	5-45	4-30
PUNTS-YARDS	7-220	8-350
KICKOFFS-YARDS	6-388	2-130
Punt returns: Number-Yards-TD	2-7-0	2-29-0
Kickoff returns: Number-Yds-TD	1-29-0	3-55-0
Interceptions: Number-Yds-TD	3-113-1	1-0-0
Fumble Returns: Number-Yds-TD	0-0-0	0-0-0
Possession Time	36:09	23:51
Third-Down Conversions	6 of 14	7 of 17
Fourth-Down Conversions	0 of 0	0 of 1
Red-Zone Scores-Chances	4-4	1-2
Sacks By: Number-Yards	3-13	2-7
PAT Kicks	5-5	2-2
Field Goals	0-0	0-0
Points off turnovers	21	0

Mississippi State Football Mississippi State Combined Team Statistics (as of Oct 29, 2017) All games

Date	Opponent	Score	Att.	Record:	Overall	Home	Away	Neutral
Sep 02, 2017	CHARLESTON SOUTHERN	W 49-0	54215	All games	6-2	4-0	2-2	0-0
Sep 09, 2017	at LATECH	W 57-21	28100	Conference	3-2	2-0	1-2	0-0
* Sep 16, 2017	#11 LSU	W 37-7	60596	Non-Conference	3-0	2-0	1-0	0-0
* Sep 23, 2017	at #11 Georgia	L 3-31	92746					
* Sep 30, 2017	at #13 Auburn	L 10-49	86901					
Oct 14, 2017	BYU	W 35-10	54866					
* Oct 21, 2017	KENTUCKY	W 45-7	58963					
* Oct 28, 2017	at #24 Texas A&M	W 35-14	96128					

Rushing	gp	att	gain	loss	net	avg	td	lg	avg/g
Nick Fitzgerald	8	99	686	20	666	6.7	10	45	83.2
Aeris Williams	8	139	676	14	662	4.8	2	59	82.8
Kylin Hill	8	50	266	6	260	5.2	1	19	32.5
Nick Gibson	8	35	237	9	228	6.5	1	39	28.5
Keytaon Thompson	7	21	184	7	177	8.4	2	40	25.3
Dontavian Lee	8	15	61	2	59	3.9	1	9	7.4
Keith Mixon	7	2	13	0	13	6.5	0	11	1.9
Alec Murphy	6	2	9	0	9	4.5	0	6	1.5
Dedrick Thomas	8	2	8	0	8	4.0	0	7	1.0
B. Braswell	1	1	4	0	4	4.0	0	4	4.0
Logan Cooke	8	1	3	0	3	3.0	0	3	0.4
Total	8	375	2147	67	2080	5.5	17	59	260.0
Opponents	8	273	1277	287	990	3.6	10	67	123.8

Passing	gp	effic	comp-att-int	pct	yds	td	lg	avg/g
Nick Fitzgerald	8	122.86	119-209-8	56.9	1320	13	62	165.0
Keytaon Thompson	7	88.65	8-19-0	42.1	66	1	20	9.4
Total	8	120.01	127-228-8	55.7	1386	14	62	173.2
Opponents	8	109.32	99-196-7	50.5	1264	7	70	158.0

Receiving	gp	no.	yds	avg	td	lg	avg/g
Donald Gray	8	24	214	8.9	3	24	26.8
Keith Mixon	7	17	255	15.0	1	45	36.4
Jesse Jackson	8	16	138	8.6	0	17	17.2
Jordan Thomas	8	12	105	8.8	3	17	13.1
Dedrick Thomas	8	11	147	13.4	2	24	18.4
Aeris Williams	8	11	77	7.0	0	28	9.6
Gabe Myles	4	9	90	10.0	2	21	22.5
Farrod Green	8	6	141	23.5	0	62	17.6
Jamal Couch	8	6	126	21.0	2	32	15.8
Reggie Todd	8	5	36	7.2	0	11	4.5
Justin Johnson	8	5	18	3.6	1	5	2.2
Nick Gibson	8	2	16	8.0	0	12	2.0
Osirus Mitchell	5	2	13	6.5	0	9	2.6
Kylin Hill	8	1	10	10.0	0	10	1.2
Total	8	127	1386	10.9	14	62	173.2
Opponents	8	99	1264	12.8	7	70	158.0

Field Goals	fg	pct.	01-19	20-29	30-39	40-49	50-99	lg	blk
Tucker Day	2-4	50.0	0-0	0-0	1-2	1-2	0-0	40	0
Christmann, Jace	6-6	100.0	0-0	2-2	2-2	2-2	0-0	45	0

Scoring	td	fg	PAT			dxp	saf	pts
			kick	rush	rcv			
Nick Fitzgerald	10	-	-	-	-	-	-	60
Jace Christmann	-	6-6	25-25	-	-	-	-	43
Jordan Thomas	3	-	-	-	-	-	-	18
Donald Gray	3	-	-	-	-	-	-	18
Tucker Day	-	2-4	8-10	-	-	-	-	14
Keytaon Thompson	2	-	-	-	-	-	-	12
Jamal Couch	2	-	-	-	-	-	-	12
Aeris Williams	2	-	-	-	-	-	-	12
Gabe Myles	2	-	-	-	-	-	-	12
Jeffery Simmons	2	-	-	-	-	-	-	12
Dedrick Thomas	2	-	-	-	-	-	-	12
Jamal Peters	1	-	-	-	-	-	-	6
Nick Gibson	1	-	-	-	-	-	-	6
Justin Johnson	1	-	-	-	-	-	-	6
Gerri Green	1	-	-	-	-	-	-	6
Total	35	8-10	33-35	-	-	-	2	271
Opponents	18	4-5	17-18	-	-	-	1	139

Score by Quarters	1st	2nd	3rd	4th	OT	Total
Mississippi State	63	90	69	49	0	271
Opponents	37	29	38	35	0	139

Team Statistics	MS	OPP
FIRST DOWNS	187	101
Rushing	112	47
Passing	64	42
Penalty	11	12
RUSHING YARDAGE	2080	990
Rushing Attempts	375	273
Average Per Rush	5.5	3.6
Average Per Game	260.0	123.8
TDs Rushing	17	10
PASSING YARDAGE	1386	1264
Comp-Att-Int	127-228-8	99-196-7
Average Per Pass	6.1	6.4
Average Per Catch	10.9	12.8
Average Per Game	173.2	158.0
TDs Passing	14	7
TOTAL OFFENSE	3466	2254
Average Per Play	5.7	4.8
Average Per Game	433.2	281.8
KICK RETURNS: #-Yards	10-228	21-400
PUNT RETURNS: #-Yards	13-105	7-40
INT RETURNS: #-Yards	7-261	8-240
FUMBLES-LOST	4-1	13-6
PENALTIES-Yards	47-382	31-313
PUNTS-AVG	35-42.2	56-41.6
TIME OF POSSESSION/Game	32:52	27:08
3RD-DOWN Conversions	57/120	37/109
4TH-DOWN Conversions	7/14	2/9

Interceptions	no.	yds	avg	td	lg
Mark McLaurin	2	35	17.5	0	32
Gerri Green	1	84	84.0	1	84
Jamal Peters	1	90	90.0	1	90
Braxton Hoyett	1	2	2.0	0	2
Brandon Bryant	1	30	30.0	0	30
Lashard Durr	1	20	20.0	0	20

Punting	no.	yds	avg	lg	tb	fc	i20	50+	blk
Logan Cooke	32	1397	43.7	67	3	13	13	10	1
TEAM	1	39	39.0	39	0	0	0	0	0
Nick Fitzgerald	1	14	14.0	14	0	0	0	0	0
Kody Schexnayder	1	28	28.0	28	0	0	0	0	0

Punt Returns	no.	yds	avg	td	lg
Donald Gray	7	63	9.0	0	35
Gabe Myles	5	18	3.6	0	19
Jeffery Simmons	1	24	24.0	1	0
Total	13	105	8.1	1	35
Opponents	7	40	5.7	0	26

Kick Returns	no.	yds	avg	td	lg
Keith Mixon	5	89	17.8	0	25
Reggie Todd	2	31	15.5	0	29
Donald Gray	2	85	42.5	0	52
Gabe Myles	1	23	23.0	0	23
Total	10	228	22.8	0	52
Opponents	21	400	19.0	0	33

All Purpose	g	rush	rcv	pr	kr	ir	total	avg/g
Aeris Williams	8	662	77	0	0	0	739	92.4
Nick Fitzgerald	8	666	0	0	0	0	666	83.2
Donald Gray	8	0	214	63	85	0	362	45.2
Keith Mixon	7	13	255	0	89	0	357	51.0
Kylin Hill	8	260	10	0	0	0	270	33.8
Total	8	2080	1386	105	228	261	4060	507.5
Opponents	8	990	1264	40	400	240	2934	366.8

Total Offense	g	plays	rush	pass	total	avg/g
Nick Fitzgerald	8	308	666	1320	1986	248.2
Aeris Williams	8	139	662	0	662	82.8
Kylin Hill	8	50	260	0	260	32.5
Keytaon Thompson	7	40	177	66	243	34.7
Nick Gibson	8	35	228	0	228	28.5
Total	8	603	2080	1386	3466	433.2
Opponents	8	460	990	1264	2254	281.8

Mississippi State Football
Mississippi State Game Results (as of Oct 29, 2017)
All games

Date	Opponent		Score	Overall	Conference	Time	Attend
Sep 02, 2017	CHARLESTON SOUTHERN	W	49-0	1-0	0-0	3:16	54215
Sep 09, 2017	at LATECH	W	57-21	2-0	0-0	3:26	28100
* Sep 16, 2017	#11 LSU	W	37-7	3-0	1-0	3:08	60596
* Sep 23, 2017	at #11 Georgia	L	3-31	3-1	1-1	3:05	92746
* Sep 30, 2017	at #13 Auburn	L	10-49	3-2	1-2	3:22	86901
Oct 14, 2017	BYU	W	35-10	4-2	1-2	3:08	54866
* Oct 21, 2017	KENTUCKY	W	45-7	5-2	2-2	3:08	58963
* Oct 28, 2017	at #24 Texas A&M	W	35-14	6-2	3-2	3:16	96128

Mississippi State Football
Mississippi State Overall Team Statistics (as of Oct 29, 2017)
All games

Team Statistics	MS	OPP
SCORING	271	139
Points Per Game	33.9	17.4
Points Off Turnovers	72	30
FIRST DOWNS	187	101
Rushing	112	47
Passing	64	42
Penalty	11	12
RUSHING YARDAGE	2080	990
Yards gained rushing	2147	1277
Yards lost rushing	67	287
Rushing Attempts	375	273
Average Per Rush	5.5	3.6
Average Per Game	260.0	123.8
TDs Rushing	17	10
PASSING YARDAGE	1386	1264
Comp-Att-Int	127-228-8	99-196-7
Average Per Pass	6.1	6.4
Average Per Catch	10.9	12.8
Average Per Game	173.2	158.0
TDs Passing	14	7
TOTAL OFFENSE	3466	2254
Total Plays	603	469
Average Per Play	5.7	4.8
Average Per Game	433.2	281.8
KICK RETURNS: #-Yards	10-228	21-400
PUNT RETURNS: #-Yards	13-105	7-40
INT RETURNS: #-Yards	7-261	8-240
KICK RETURN AVERAGE	22.8	19.0
PUNT RETURN AVERAGE	8.1	5.7
INT RETURN AVERAGE	37.3	30.0
FUMBLES-LOST	4-1	13-6
PENALTIES-Yards	47-382	31-313
Average Per Game	47.8	39.1
PUNTS-Yards	35-1478	56-2332
Average Per Punt	42.2	41.6
Net punt average	39.4	39.8
KICKOFFS-Yards	51-3279	30-1876
Average Per Kick	64.3	62.5
Net kick average	42.2	38.3
TIME OF POSSESSION/Game	32:52	27:08
3RD-DOWN Conversions	57/120	37/109
3rd-Down Pct	48%	34%
4TH-DOWN Conversions	7/14	2/9
4th-Down Pct	50%	22%
SACKS BY-Yards	16-94	5-21
MISC YARDS	0	0
TOUCHDOWNS SCORED	35	18
FIELD GOALS-ATTEMPTS	8-10	4-5
ON-SIDE KICKS	0-0	0-1
RED-ZONE SCORES	(30-37) 81%	(10-13) 77%
RED-ZONE TOUCHDOWNS	(24-37) 65%	(9-13) 69%
PAT-ATTEMPTS	(33-35) 94%	(17-18) 94%
ATTENDANCE	228640	303875
Games/Avg Per Game	4/57160	4/75969
Neutral Site Games		0/0

Score by Quarters	1st	2nd	3rd	4th	OT	Total
Mississippi State	63	90	69	49	0	271
Opponents	37	29	38	35	0	139

Mississippi State Football
Mississippi State Overall Individual Statistics (as of Oct 29, 2017)
All games

Rushing	gp	att	gain	loss	net	avg	td	lg	avg/g
Nick Fitzgerald	8	99	686	20	666	6.7	10	45	83.2
Aeris Williams	8	139	676	14	662	4.8	2	59	82.8
Kylin Hill	8	50	266	6	260	5.2	1	19	32.5
Nick Gibson	8	35	237	9	228	6.5	1	39	28.5
Keytaon Thompson	7	21	184	7	177	8.4	2	40	25.3
Dontavian Lee	8	15	61	2	59	3.9	1	9	7.4
Keith Mixon	7	2	13	0	13	6.5	0	11	1.9
Alec Murphy	6	2	9	0	9	4.5	0	6	1.5
Dedrick Thomas	8	2	8	0	8	4.0	0	7	1.0
B. Braswell	1	1	4	0	4	4.0	0	4	4.0
Logan Cooke	8	1	3	0	3	3.0	0	3	0.4
TEAM	6	8	0	9	-9	-1.1	0	0	-1.5
Total	8	375	2147	67	2080	5.5	17	59	260.0
Opponents	8	273	1277	287	990	3.6	10	67	123.8

Passing	gp	effic	comp-att-int	pct	yds	td	lg	avg/g
Nick Fitzgerald	8	122.86	119-209-8	56.9	1320	13	62	165.0
Keytaon Thompson	7	88.65	8-19-0	42.1	66	1	20	9.4
Total	8	120.01	127-228-8	55.7	1386	14	62	173.2
Opponents	8	109.32	99-196-7	50.5	1264	7	70	158.0

Receiving	gp	no.	yds	avg	td	lg	avg/g
Donald Gray	8	24	214	8.9	3	24	26.8
Keith Mixon	7	17	255	15.0	1	45	36.4
Jesse Jackson	8	16	138	8.6	0	17	17.2
Jordan Thomas	8	12	105	8.8	3	17	13.1
Dedrick Thomas	8	11	147	13.4	2	24	18.4
Aeris Williams	8	11	77	7.0	0	28	9.6
Gabe Myles	4	9	90	10.0	2	21	22.5
Farrod Green	8	6	141	23.5	0	62	17.6
Jamal Couch	8	6	126	21.0	2	32	15.8
Reggie Todd	8	5	36	7.2	0	11	4.5
Justin Johnson	8	5	18	3.6	1	5	2.2
Nick Gibson	8	2	16	8.0	0	12	2.0
Osirus Mitchell	5	2	13	6.5	0	9	2.6
Kylin Hill	8	1	10	10.0	0	10	1.2
Total	8	127	1386	10.9	14	62	173.2
Opponents	8	99	1264	12.8	7	70	158.0

Punt Returns	no.	yds	avg	td	lg
Donald Gray	7	63	9.0	0	35
Gabe Myles	5	18	3.6	0	19
Jeffery Simmons	1	24	24.0	1	0
Total	13	105	8.1	1	35
Opponents	7	40	5.7	0	26

Interceptions	no.	yds	avg	td	lg
Mark McLaurin	2	35	17.5	0	32
Brandon Bryant	1	30	30.0	0	30
Lashard Durr	1	20	20.0	0	20
Jamal Peters	1	90	90.0	1	90
Braxton Hoyett	1	2	2.0	0	2
Gerri Green	1	84	84.0	1	84
Total	7	261	37.3	2	90
Opponents	8	240	30.0	1	67

Kick Returns	no.	yds	avg	td	lg
Keith Mixon	5	89	17.8	0	25
Donald Gray	2	85	42.5	0	52
Reggie Todd	2	31	15.5	0	29
Gabe Myles	1	23	23.0	0	23
Total	10	228	22.8	0	52
Opponents	21	400	19.0	0	33

Fumble Returns	no.	yds	avg	td	lg
Jeffery Simmons	1	90	90.0	1	90
Total	1	90	90.0	1	90
Opponents	0	0	0.0	0	0

Mississippi State Football
Mississippi State Overall Individual Statistics (as of Oct 29, 2017)
All games

Scoring	td	fg	PAT				dpx	saf	pts
			kick	rush	rcv	pass			
Nick Fitzgerald	10	-	-	-	-	-	-	60	
Jace Christmann	-	6-6	25-25	-	-	-	-	43	
Donald Gray	3	-	-	-	-	-	-	18	
Jordan Thomas	3	-	-	-	-	-	-	18	
Tucker Day	-	2-4	8-10	-	-	-	-	14	
Keytaon Thompson	2	-	-	-	-	-	-	12	
Deddrick Thomas	2	-	-	-	-	-	-	12	
Jamal Couch	2	-	-	-	-	-	-	12	
Gabe Myles	2	-	-	-	-	-	-	12	
Jeffery Simmons	2	-	-	-	-	-	-	12	
Aeris Williams	2	-	-	-	-	-	-	12	
Dontavian Lee	1	-	-	-	-	-	-	6	
Kylin Hill	1	-	-	-	-	-	-	6	
Nick Gibson	1	-	-	-	-	-	-	6	
Justin Johnson	1	-	-	-	-	-	-	6	
Gerri Green	1	-	-	-	-	-	-	6	
Jamal Peters	1	-	-	-	-	-	-	6	
Keith Mixon	1	-	-	-	-	-	-	6	
TEAM	-	-	-	-	-	-	2	4	
Total	35	8-10	33-35	-	-	-	2	271	
Opponents	18	4-5	17-18	-	-	-	1	139	

Total Offense	g	plays	rush	pass	total	avg/g
Nick Fitzgerald	8	308	666	1320	1986	248.2
Aeris Williams	8	139	662	0	662	82.8
Kylin Hill	8	50	260	0	260	32.5
Keytaon Thompson	7	40	177	66	243	34.7
Nick Gibson	8	35	228	0	228	28.5
Dontavian Lee	8	15	59	0	59	7.4
Keith Mixon	7	2	13	0	13	1.9
Alec Murphy	6	2	9	0	9	1.5
Deddrick Thomas	8	2	8	0	8	1.0
B. Braswell	1	1	4	0	4	4.0
Logan Cooke	8	1	3	0	3	0.4
TEAM	6	8	-9	0	-9	-1.5
Total	8	603	2080	1386	3466	433.2
Opponents	8	469	990	1264	2254	281.8

Field Goals	fg	pct.	01-19	20-29	30-39	40-49	50-99	lg	blk
Tucker Day	2-4	50.0	0-0	0-0	1-2	1-2	0-0	40	0
Christmann, Jace	6-6	100.0	0-0	2-2	2-2	2-2	0-0	45	0

FG Sequence	Mississippi State	Opponents
Charleston Southern	32,(40),47	-
LATECH	(36)	(27),(45)
LSU	(30),(45),(27)	-
Georgia	(26)	(49)
Auburn	(40)	51
BYU	-	(38)
Kentucky	(31)	-
Texas A&M	-	-

Punting	no.	yds	avg	lg	tb	fc	i20	50+	blk
Logan Cooke	32	1397	43.7	67	3	13	13	10	1
Kody Schexnayder	1	28	28.0	28	0	0	0	0	0
TEAM	1	39	39.0	39	0	0	0	0	0
Nick Fitzgerald	1	14	14.0	14	0	0	0	0	0
Total	35	1478	42.2	67	3	13	13	10	1
Opponents	56	2332	41.6	67	0	31	16	8	1

Kickoffs	no.	yds	avg	tb	ob	retn	net	ydln
Logan Cooke	49	3149	64.3	27	1			
Tucker Day	2	130	65.0	2	0			
Total	51	3279	64.3	29	1	19.0	42.2	22
Opponents	30	1876	62.5	20	0	22.8	38.3	26

Numbers in (parentheses) indicate field goal was made.

Mississippi State Football
Mississippi State Overall Individual Statistics (as of Oct 29, 2017)
All games

All Purpose	g	rush	rcv	pr	kr	ir	total	avg/g
Aeris Williams	8	662	77	0	0	0	739	92.4
Nick Fitzgerald	8	666	0	0	0	0	666	83.2
Donald Gray	8	0	214	63	85	0	362	45.2
Keith Mixon	7	13	255	0	89	0	357	51.0
Kylin Hill	8	260	10	0	0	0	270	33.8
Nick Gibson	8	228	16	0	0	0	244	30.5
Keytaon Thomp	7	177	0	0	0	0	177	25.3
Deddrick Thoma	8	8	147	0	0	0	155	19.4
Farrod Green	8	0	141	0	0	0	141	17.6
Jesse Jackson	8	0	138	0	0	0	138	17.2
Gabe Myles	4	0	90	18	23	0	131	32.8
Jamal Couch	8	0	126	0	0	0	126	15.8
Jordan Thomas	8	0	105	0	0	0	105	13.1
Jamal Peters	8	0	0	0	0	90	90	11.2
Gerrri Green	8	0	0	0	0	84	84	10.5
Reggie Todd	8	0	36	0	31	0	67	8.4
Dontavian Lee	8	59	0	0	0	0	59	7.4
Mark McLaurin	8	0	0	0	0	35	35	4.4
Brandon Bryant	8	0	0	0	0	30	30	3.8
Jeffery Simmons	8	0	0	24	0	0	24	3.0
Lashard Durr	8	0	0	0	0	20	20	2.5
Justin Johnson	8	0	18	0	0	0	18	2.2
Osirus Mitchell	5	0	13	0	0	0	13	2.6
Alec Murphy	6	9	0	0	0	0	9	1.5
B. Braswell	1	4	0	0	0	0	4	4.0
Logan Cooke	8	3	0	0	0	0	3	0.4
Braxton Hoyett	7	0	0	0	0	2	2	0.3
TEAM	6	-9	0	0	0	0	-9	-1.5
Total	8	2080	1386	105	228	261	4060	507.5
Opponents	8	990	1264	40	400	240	2934	366.8

Mississippi State Football
Mississippi State Overall Defensive Statistics (as of Oct 29, 2017)
All games

##	Defensive Leaders	gp	Tackles			tfl/yds	Sacks no-yds	Pass defense			Fumbles		blkd	
			ua	a	tot			int-yds	brup	qbh	rcv-yds	ff	kick	saf
11	Dez Harris	8	13	35	48	3.0-9	2.0-8	.	.	3	.	1	.	.
41	Mark McLaurin	8	20	28	48	0.5-0	.	2-35	4	.	.	1	.	.
12	J.T. Gray	8	13	34	47	1.5-2	.	.	5	2	.	1	.	.
38	Johnathan Abram	8	21	16	37	2.0-7	0.5-5	.	2	1
94	Jeffery Simmons	8	12	24	36	6.0-29	3.5-26	.	1	3	1-90	2	2	.
10	Leo Lewis	8	9	23	32	0.5-6	0.5-6	.	1	.	.	1	.	.
9	Montez Sweat	8	13	18	31	8.0-35	5.5-30	.	.	4	1-0	.	.	.
40	Erroll Thompson	8	12	18	30	1.5-5	.	.	1
1	Brandon Bryant	8	11	16	27	0.5-1	.	1-30	2
4	Gerri Green	8	8	15	23	5.0-18	2.0-12	1-84	1	1	1-0	2	.	.
13	Cameron Dantzler	8	10	7	17	1.0-8	.	.	1	1
52	Kobe Jones	8	6	10	16	3.5-6	1	.	.
96	Tre Brown	8	7	8	15	2.5-6	.	.	.	2	1-0	1	.	.
2	Jamal Peters	8	5	9	14	.	.	1-90	.	.	1-0	.	.	.
6A	Willie Gay Jr.	8	4	7	11	2.0-7	1.0-4	.	1
42	Marquiss Spencer	8	3	8	11	2.0-5	0.5-2	.	1	.	1-0	.	.	.
7C	Tolando Cleveland	8	3	7	10	.	.	.	1
43	Fletcher Adams	8	3	7	10	1.5-8	.	.	1	.	.	1	.	.
90	Grant Harris	8	4	5	9	1
24	Chris Rayford	8	4	3	7	1.0-2
50	Tim Washington	8	1	6	7
95	Braxton Hoyett	7	3	4	7	1.5-2	0.5-1	1-2	.	4
3	Traver Jung	6	2	4	6	1.0-2
29	C.J. Morgan	7	4	1	5
31	Maurice Smitherman	8	2	3	5
49	Stephen Adegoke	3	2	3	5	.	.	.	1
28	Dontavian Lee	8	2	3	5
34	Cory Thomas	3	2	3	5	1	.	.
25	Lashard Durr	8	3	2	5	.	.	1-20	3
92	Kendell Jones	4	.	3	3	0.5-2
7	Nick Fitzgerald	8	2	.	2
16	Korey Charles	2	1	1	2
23	Keith Mixon	7	.	2	2
73	Darryl Williams	8	2	.	2
26	Alec Murphy	6	.	1	1
86	Jesse Jackson	8	.	1	1
4D	Logan Cooke	8	1	.	1
21	Nick Gibson	8	.	1	1
51	Stewart Reese	8	1	.	1
22	Aeris Williams	8	.	1	1
17	Jamal Couch	8	.	1	1
45	Josiah Phillips	8	.	1	1
6	Donald Gray	8	1	.	1
20	Reggie Todd	8	.	1	1
TM	TEAM	6	2
Total		8	210	340	550	45-160	16-94	7-261	26	22	6-90	12	2	2
Opponents		8	264	424	688	29-62	5-21	8-240	37	25	1-0	2	3	.

Mississippi State Football
Mississippi State Team Game-by-Game (as of Oct 29, 2017)
All games

TEAM STATISTICS

Date	Opponent	Rushing				Receiving				Passing				Kick Returns				Punt Returns				tot off		
		no.	yds	td	lg	no.	yds	td	lg	cmp	att	int	yds	td	lg	no.	yds	td	lg	no.	yds		td	lg
Sep 02	CHARLESTON SOUTHERN	50	281	3	19	20	274	3	62	20	36	0	274	3	62	2	75	0	52	3	22	0	19	555
Sep 09	at LATECH	40	327	3	59	13	132	3	28	13	20	1	132	3	28	4	44	0	15	3	20	1	5	459
Sep 16	LSU	48	285	2	28	15	180	2	45	15	23	0	180	2	45	0	0	0	0	2	49	0	35	465
Sep 23	at Georgia	37	177	0	39	15	103	0	21	15	33	2	103	0	21	0	0	0	0	0	0	0	0	280
Sep 30	at Auburn	47	194	0	16	13	157	1	45	13	37	2	157	1	45	1	22	0	22	1	5	0	5	351
Oct 14	BYU	53	306	3	19	20	240	2	32	20	31	2	240	2	32	1	25	0	25	1	-8	0	0	546
Oct 21	KENTUCKY	48	282	4	40	19	159	1	21	19	27	0	159	1	21	1	33	0	33	1	10	0	10	441
Oct 28	at Texas A&M	52	228	2	45	12	141	2	41	12	21	1	141	2	41	1	29	0	29	2	7	0	4	369
Mississippi State		375	2080	17	59	127	1386	14	62	127	228	8	1386	14	62	10	228	0	52	13	105	1	35	3466
		273	990	10	67	99	1264	7	70	99	196	7	1264	7	70	21	400	0	33	7	40	0	26	2254

Games: 8 • Avg/rush: 5.5 • Avg/catch: 10.9 • Pass effic: 120.01 • KR avg: 22.8 • PR avg: 8.1 • All purpose avg/game: 507.5 • Total offense avg/gm: 433.2

Date	Opponent	Tackles				Sacks no-yds	Fumble		Pass Defense			blkd kick	PAT Attempts			off		
		ua	a	total	tfl-yds		ff	fr-yds	int-yds	qbh	brup		kick	rush	rcv	saf	t/o	pts
Sep 02	CHARLESTON SOUTHE	24	44	68	10.0-36	1.0-7	4	0-0	0-0	2	1	0	6-6	0	0	2	0	49
Sep 09	at LATECH	43	32	75	6.0-27	4.0-25	2	2-90	1-32	0	4	2	6-8	0	0	0	20	57
Sep 16	LSU	15	56	71	4.0-10	2.0-8	1	0-0	0-0	6	6	0	4-4	0	0	0	37	
Sep 23	at Georgia	21	60	81	3.0-10	0.0-0	1	1-0	0-0	0	0	0	0-0	0	0	0	3	
Sep 30	at Auburn	36	30	66	7.0-30	2.0-20	2	2-0	0-0	1	1	0	1-1	0	0	3	10	
Oct 14	BYU	19	40	59	2.0-5	1.0-4	1	1-0	1-30	3	3	0	5-5	0	0	14	35	
Oct 21	KENTUCKY	23	50	73	7.0-23	3.0-17	1	0-0	2-86	4	6	0	6-6	0	0	14	45	
Oct 28	at Texas A&M	29	28	57	6.0-19	3.0-13	0	0-0	3-113	6	5	0	5-5	0	0	21	35	
Mississippi State		210	340	550	45.0-160	16.0-94	12	6-90	7-261	22	26	2	33-35	0	0	72	271	
		264	424	688	29.0-62	5.0-21	2	1-0	8-240	25	37	3	17-18	0	0	30	139	

Date	Opponent	Punting						Field Goals				Kickoffs						
		no.	yds	avg	long	blkd	tb	fc	50+	i20	md-att	long	blkd	no.	yds	avg	tb	ob
Sep 02	CHARLESTON SOUTHE	5	205	41.0	59	0	0	3	1	2	1-3	40	0	8	516	64.5	4	0
Sep 09	at LATECH	3	143	47.7	55	0	0	2	1	1	1-1	36	0	10	650	65.0	10	0
Sep 16	LSU	3	138	46.0	50	0	0	1	1	2	3-3	45	0	8	515	64.4	5	1
Sep 23	at Georgia	7	315	45.0	67	0	1	4	3	4	1-1	26	0	2	130	65.0	1	0
Sep 30	at Auburn	5	223	44.6	59	0	1	1	1	2	1-1	40	0	3	195	65.0	1	0
Oct 14	BYU	3	159	53.0	57	0	1	0	3	1	0-0	0	0	6	377	62.8	3	0
Oct 21	KENTUCKY	2	75	37.5	38	0	0	1	0	1	1-1	31	0	8	508	63.5	2	0
Oct 28	at Texas A&M	7	220	31.4	39	1	0	1	0	0	0-0	0	0	6	388	64.7	3	0
Mississippi State		35	1478	42.2	67	1	3	13	10	13	8-10	45	0	51	3279	64.3	29	1
		56	2332	41.6	67	1	0	31	8	16	4-5	49	0	30	1876	62.5	20	0

Mississippi State Football
Mississippi State Opponent Game-by-Game (as of Oct 29, 2017)
All games

OPPONENT STATISTICS

Date	Opponent	Rushing				Receiving				Passing				Kick Returns				Punt Returns				tot off	
		no.	yds	td	lg	no.	yds	td	lg	cmp	att	int	yds	td	lg	no.	yds	td	lg	no.	yds		td
Sep 02	CHARLESTON SOUTHERN	39	18	0	8	3	15	0	4	3-8-0	15	0	4	4	63	0	23	0	0	0	0	0	33
Sep 09	at LATECH	50	152	1	24	13	163	1	58	13-30-1	163	1	58	0	0	0	0	0	0	0	0	0	315
Sep 16	LSU	29	133	1	25	13	137	0	19	13-29-0	137	0	19	2	40	0	21	0	0	0	0	0	270
Sep 23	at Georgia	42	203	2	28	9	201	2	59	9-12-0	201	2	59	1	25	0	25	1	-3	0	0	0	404
Sep 30	at Auburn	39	244	4	67	14	267	2	57	14-17-0	267	2	57	2	49	0	26	2	16	0	11	511	
Oct 14	BYU	17	29	0	7	17	147	1	43	17-29-1	147	1	43	3	41	0	18	2	-2	0	0	176	
Oct 21	KENTUCKY	29	115	1	23	14	145	0	28	14-30-2	145	0	28	6	127	0	33	0	0	0	0	260	
Oct 28	at Texas A&M	28	96	1	33	16	189	1	70	16-41-3	189	1	70	3	55	0	22	2	29	0	26	285	
Opponents		273	990	10	67	99	1264	7	70	99-196-7	1264	7	70	21	400	0	33	7	40	0	26	2254	
		375	2080	17	59	127	1386	14	62	127-228-8	1386	14	62	10	228	0	52	13	105	1	35	3466	

Games: 8 • Avg/rush: 3.6 • Avg/catch: 12.8 • Pass effic: 109.32 • KR avg: 19.0 • PR avg: 5.7 • All purpose avg/game: 366.8 • Total offense avg/gm: 281.8

Date	Opponent	Tackles				Sacks no-yds	Fumble		Pass Defense			blkd kick	PAT Attempts			off					
		ua	a	total	tfl-yds		ff	fr-yds	int-yds	qbh	brup		kick	rush	rcv	saf	t/o	pts			
Sep 02	CHARLESTON SOUTHE	32	72	104	5.0-6	0.0-0	0	0-0	0-0	6	6	5	0	0-0	0	0	0	0	0	0	0
Sep 09	at LATECH	34	36	70	4.0-7	0.0-0	0	0-0	1-61	1	2	2	1-2	0	0	0	0	6	21		
Sep 16	LSU	27	64	91	3.0-5	1.0-2	0	0-0	0-0	3	3	0	1-1	0	0	0	0	0	7		
Sep 23	at Georgia	33	40	73	3.0-8	0.0-0	0	0-0	2-37	0	6	0	4-4	0	0	0	10	31			
Sep 30	at Auburn	37	44	81	5.0-17	2.0-12	1	0-0	2-37	11	12	0	7-7	0	0	0	7	49			
Oct 14	BYU	35	72	107	1.0-1	0.0-0	1	1-0	2-105	2	3	0	1-1	0	0	0	7	10			
Oct 21	KENTUCKY	31	52	83	3.0-4	0.0-0	0	0-0	0-0	1	4	0	1-1	0	0	0	0	7			
Oct 28	at Texas A&M	35	44	79	5.0-14	2.0-7	0	0-0	1-0	1	2	1	2-2	0	0	0	0	14			
Opponents		264	424	688	29.0-62	5.0-21	2	1-0	8-240	25	37	3	17-18	0	0	0	30	139			
		210	340	550	45.0-160	16.0-94	12	6-90	7-261	22	26	2	33-35	0	0	0	2	72	271		

Date	Opponent	Punting						Field Goals				Kickoffs						
		no.	yds	avg	long	blkd	tb	fc	50+	i20	md-att	long	blkd	no.	yds	avg	tb	ob
Sep 02	CHARLESTON SOUTHE	12	537	44.8	54	0	0	5	2	2	0-0	0	0	3	180	60.0	1	0
Sep 09	at LATECH	8	273	34.1	47	1	0	4	0	0	2-2	45	0	4	216	54.0	0	0
Sep 16	LSU	7	286	40.9	53	0	0	4	2	1	0-0	0	0	2	130	65.0	2	0
Sep 23	at Georgia	4	182	45.5	54	0	0	3	1	1	1-1	49	0	6	390	65.0	6	0
Sep 30	at Auburn	3	109	36.3	47	0	0	2	0	2	0-1	0	0	8	519	64.9	7	0
Oct 14	BYU	7	279	39.9	47	0	0	5	0	4	1-1	38	0	3	191	63.7	2	0
Oct 21	KENTUCKY	7	316	45.1	67	0	0	4	1	3	0-0	0	0	2	120	60.0	1	0
Oct 28	at Texas A&M	8	350	43.8	52	0	0	4	2	3	0-0	0	0	2	130	65.0	1	0
Opponents		56	2332	41.6	67	1	0	31	8	16	4-5	49	0	30	1876	62.5	20	0
		35	1478	42.2	67	1	3	13	10	13	8-10	45	0	51	3279	64.3	29	1

Mississippi State Football
Mississippi State Game Superlatives (as of Oct 29, 2017)
All games

INDIVIDUAL GAME HIGHS

Rushes	23	Williams,Aeris vs LSU (Sep 16, 2017)
	23	Williams,Aeris vs BYU (Oct 14, 2017)
Yards Rushing	146	Williams,Aeris vs LSU (Sep 16, 2017)
TD Rushes	2	Nick Fitzgerald at LATECH (Sep 09, 2017)
	2	Fitzgerald,Nick vs LSU (Sep 16, 2017)
	2	Fitzgerald,Nick vs BYU (Oct 14, 2017)
	2	Keytaon Thompson vs Kentucky (Oct 21, 2017)
	2	Fitzgerald,Nick vs Kentucky (Oct 21, 2017)
Long Rush	59	Aeris Williams at LATECH (Sep 09, 2017)
Pass attempts	33	Fitzgerald,Nick at Auburn (Sep 30, 2017)
Pass completions	19	Fitzgerald,Nick vs BYU (Oct 14, 2017)
Yards Passing	241	Fitzgerald,Nick vs BYU (Oct 14, 2017)
TD Passes	3	Nick Fitzgerald at LATECH (Sep 09, 2017)
Long Pass	62	Nick Fitzgerald vs Charleston Southern (Sep 02, 2017)
Receptions	6	Mixon,Keith vs LSU (Sep 16, 2017)
	6	Gray,Donald vs Kentucky (Oct 21, 2017)
Yards Receiving	97	Mixon,Keith vs LSU (Sep 16, 2017)
TD Receptions	1	Gabe Myles vs Charleston Southern (Sep 02, 2017)
	1	Jamal Couch vs Charleston Southern (Sep 02, 2017)
	1	Dedrick Thomas vs Charleston Southern (Sep 02, 2017)
	1	Donald Gray at LATECH (Sep 09, 2017)
	1	Jordan Thomas at LATECH (Sep 09, 2017)
	1	Gabe Myles at LATECH (Sep 09, 2017)
	1	Mixon,Keith vs LSU (Sep 16, 2017)
	1	Thomas,Dedrick vs LSU (Sep 16, 2017)
	1	Johnson,Justin at Auburn (Sep 30, 2017)
	1	Gray,Donald vs BYU (Oct 14, 2017)
	1	Couch,Jamal vs BYU (Oct 14, 2017)
	1	Thomas,Jordan vs Kentucky (Oct 21, 2017)
	1	Thomas,Jordan at Texas A&M (Oct 28, 2017)
	1	Gray,Donald at Texas A&M (Oct 28, 2017)
Long Reception	62	Farrod Green vs Charleston Southern (Sep 02, 2017)
Field Goals	3	Christmann,Jace vs LSU (Sep 16, 2017)
Long Field Goal	45	Christmann,Jace vs LSU (Sep 16, 2017)
Punts	7	Cooke,Logan at Georgia (Sep 23, 2017)
Punting Avg	53.0	Cooke,Logan vs BYU (Oct 14, 2017)
Long Punt	67	Cooke,Logan at Georgia (Sep 23, 2017)
Punts inside 20	4	Cooke,Logan at Georgia (Sep 23, 2017)
Long Punt Return	35	Gray,Donald vs LSU (Sep 16, 2017)
Long Kickoff Return	52	Donald Gray vs Charleston Southern (Sep 02, 2017)
Tackles	12	Harris,Dez at Georgia (Sep 23, 2017)
Sacks	2.0	Gerri Green at LATECH (Sep 09, 2017)
	2.0	Sweat,Montez at Texas A&M (Oct 28, 2017)
Tackles For Loss	2.5	Kobe Jones vs Charleston Southern (Sep 02, 2017)
	2.5	Sweat,Montez vs Kentucky (Oct 21, 2017)
Interceptions	1	Mark McLaurin at LATECH (Sep 09, 2017)
	1	Bryant,Brandon vs BYU (Oct 14, 2017)
	1	Green,Gerri vs Kentucky (Oct 21, 2017)
	1	Hoyett,Braxton vs Kentucky (Oct 21, 2017)
	1	Peters,Jamal at Texas A&M (Oct 28, 2017)
	1	Durr,Lashard at Texas A&M (Oct 28, 2017)
	1	McLaurin,Mark at Texas A&M (Oct 28, 2017)

Mississippi State Football
Mississippi State Game Superlatives (as of Oct 29, 2017)
All games

TEAM GAME HIGHS

Rushes	53	vs BYU (Oct 14, 2017)
Yards Rushing	327	at LATECH (Sep 09, 2017)
Yards Per Rush	8.2	at LATECH (Sep 09, 2017)
TD Rushes	4	vs Kentucky (Oct 21, 2017)
Pass attempts	37	at Auburn (Sep 30, 2017)
Pass completions	20	vs Charleston Southern (Sep 02, 2017)
	20	vs BYU (Oct 14, 2017)
Yards Passing	274	vs Charleston Southern (Sep 02, 2017)
Yards Per Pass	7.8	vs LSU (Sep 16, 2017)
TD Passes	3	vs Charleston Southern (Sep 02, 2017)
	3	at LATECH (Sep 09, 2017)
Total Plays	86	vs Charleston Southern (Sep 02, 2017)
Total Offense	555	vs Charleston Southern (Sep 02, 2017)
Yards Per Play	7.7	at LATECH (Sep 09, 2017)
Points	57	at LATECH (Sep 09, 2017)
Sacks By	4	at LATECH (Sep 09, 2017)
First Downs	35	vs BYU (Oct 14, 2017)
Penalties	10	at Auburn (Sep 30, 2017)
Penalty Yards	60	vs Charleston Southern (Sep 02, 2017)
	60	vs BYU (Oct 14, 2017)
Turnovers	3	vs BYU (Oct 14, 2017)
Interceptions By	3	at Texas A&M (Oct 28, 2017)
Punts	7	at Georgia (Sep 23, 2017)
	7	at Texas A&M (Oct 28, 2017)
Punting Avg	53.0	vs BYU (Oct 14, 2017)
Long Punt	67	at Georgia (Sep 23, 2017)
Punts inside 20	4	at Georgia (Sep 23, 2017)
Long Punt Return	35	vs LSU (Sep 16, 2017)

Mississippi State Football
Mississippi State Game Superlatives (as of Oct 29, 2017)
All games

OPPONENT INDIVIDUAL GAME HIGHS

Rushes	23	Kerryon Johnson, at Auburn (Sep 30, 2017)
Yards Rushing	116	Kerryon Johnson, at Auburn (Sep 30, 2017)
TD Rushes	3	Kerryon Johnson, at Auburn (Sep 30, 2017)
Long Rush	67	Malik Willis, at Auburn (Sep 30, 2017)
Pass attempts	29	Danny Etling, vs LSU (Sep 16, 2017)
Pass completions	16	MANGUM, T., vs BYU (Oct 14, 2017)
Yards Passing	264	Jarrett Stidham, at Auburn (Sep 30, 2017)
TD Passes	2	Jake Fromm, at Georgia (Sep 23, 2017)
	2	Jarrett Stidham, at Auburn (Sep 30, 2017)
Long Pass	70	Nick Starkel, at Texas A&M (Oct 28, 2017)
Receptions	6	Ryan Davis, at Auburn (Sep 30, 2017)
Yards Receiving	104	GAINES, Marcus, at LATECH (Sep 09, 2017)
TD Receptions	1	COUSAR, Zach, at LATECH (Sep 09, 2017)
	1	Terry Godwin, at Georgia (Sep 23, 2017)
	1	Isaac Nauta, at Georgia (Sep 23, 2017)
	1	Ryan Davis, at Auburn (Sep 30, 2017)
	1	Will Hastings, at Auburn (Sep 30, 2017)
	1	HIFO, A., vs BYU (Oct 14, 2017)
	1	Camron Buckley, at Texas A&M (Oct 28, 2017)
Long Reception	70	Camron Buckley, at Texas A&M (Oct 28, 2017)
Field Goals	2	BARNES, J., at LATECH (Sep 09, 2017)
Long Field Goal	49	R. Blankenship, at Georgia (Sep 23, 2017)
Punts	12	REIGHARD, K., vs Charleston Southern (Sep 02, 2017)
Punting Avg	45.5	C. Nizialek, at Georgia (Sep 23, 2017)
Long Punt	67	Matt Panton, vs Kentucky (Oct 21, 2017)
Punts inside 20	4	LINEHAN, J., vs BYU (Oct 14, 2017)
Long Punt Return	26	Christian Kirk, at Texas A&M (Oct 28, 2017)
Long Kickoff Return	33	Lynn Bowden Jr., vs Kentucky (Oct 21, 2017)
Tackles	12	ROYER, D., vs Charleston Southern (Sep 02, 2017)
	12	PAU'U, B., vs BYU (Oct 14, 2017)
	12	Tyrel Dodson, at Texas A&M (Oct 28, 2017)
Sacks	1.0	Jeff Holland, at Auburn (Sep 30, 2017)
	1.0	Big Kat Bryant, at Auburn (Sep 30, 2017)
	1.0	Jarrett Johnson, at Texas A&M (Oct 28, 2017)
	1.0	Landis Durham, at Texas A&M (Oct 28, 2017)
Tackles For Loss	1.5	CRUZ, Z., vs Charleston Southern (Sep 02, 2017)
	1.5	Devin White, vs LSU (Sep 16, 2017)
Interceptions	2	GHANWOLOKU, D., vs BYU (Oct 14, 2017)

Mississippi State Football
Mississippi State Game Superlatives (as of Oct 29, 2017)
All games

OPPONENT TEAM GAME HIGHS

Rushes	50	at LATECH (Sep 09, 2017)
Yards Rushing	244	at Auburn (Sep 30, 2017)
Yards Per Rush	6.3	at Auburn (Sep 30, 2017)
TD Rushes	4	at Auburn (Sep 30, 2017)
Pass attempts	41	at Texas A&M (Oct 28, 2017)
Pass completions	17	vs BYU (Oct 14, 2017)
Yards Passing	267	at Auburn (Sep 30, 2017)
Yards Per Pass	16.8	at Georgia (Sep 23, 2017)
TD Passes	2	at Georgia (Sep 23, 2017)
	2	at Auburn (Sep 30, 2017)
Total Plays	80	at LATECH (Sep 09, 2017)
Total Offense	511	at Auburn (Sep 30, 2017)
Yards Per Play	9.1	at Auburn (Sep 30, 2017)
Points	49	at Auburn (Sep 30, 2017)
Sacks By	2	at Auburn (Sep 30, 2017)
	2	at Texas A&M (Oct 28, 2017)
First Downs	20	at LATECH (Sep 09, 2017)
Penalties	9	vs LSU (Sep 16, 2017)
Penalty Yards	112	vs LSU (Sep 16, 2017)
Turnovers	3	at LATECH (Sep 09, 2017)
	3	at Texas A&M (Oct 28, 2017)
Interceptions By	2	at Georgia (Sep 23, 2017)
	2	at Auburn (Sep 30, 2017)
	2	vs BYU (Oct 14, 2017)
Punts	12	vs Charleston Southern (Sep 02, 2017)
Punting Avg	45.5	at Georgia (Sep 23, 2017)
Long Punt	67	vs Kentucky (Oct 21, 2017)
Punts inside 20	4	vs BYU (Oct 14, 2017)
Long Punt Return	26	at Texas A&M (Oct 28, 2017)

2017 MISSISSIPPI STATE ROSTER

No.	Name	Pos.	Ht.	Wt.	Cl.	Exp.	Hometown (Previous School)
1	Brandon Bryant	DB	6-0	215	Jr.	2L	Tunica, Miss. (Rosa Fort)
2	Logan Burnett	ATH	6-2	186	RFr.	RS	Pelham, Ala. (Bessemer Academy)
2	Jamal Peters	DB	6-2	218	Jr.	2L	Bassfield, Miss. (Bassfield)
3	Traver Jung	LB	6-4	226	Sr.	1L	Greenville, Miss. (Holmes CC)
4	Gerri Green	LB	6-4	250	Jr.	2L	Greenville, Miss. (Greenville Weston)
5	Gabe Myles	WR	6-0	195	Sr.	3L	Starkville, Miss. (Starkville)
6	Willie Gay Jr.	LB	6-2	230	Fr.	HS	Starkville, Miss. (Starkville)
6	Donald Gray	WR	5-10	200	Sr.	2L	Memphis, Tenn. (Copiah-Lincoln CC)
7	Tolando Cleveland	DB	6-0	194	Sr.	3L	Powder Springs, Ga. (Hillgrove)
7	Nick Fitzgerald	QB	6-5	230	Jr.	2L	Richmond Hill, Ga. (Richmond Hill)
8	Kylin Hill	RB	5-11	212	Fr.	HS	Columbus, Miss. (Columbus)
9	Malik Dear	WR	5-9	224	Jr.	2L	Jackson, Miss. (Murrah)
9	Rip Kirk	ATH	6-3	252	Jr.	JC	Hattiesburg, Miss. (Itawamba CC)
9	Montez Sweat	LB	6-6	240	Jr.	JC	Stone Mountain, Ga. (Copiah-Lincoln CC)
10	Leo Lewis	LB	6-2	235	So.	1L	Brookhaven, Miss. (Brookhaven)
10	Keytaon Thompson	QB	6-4	222	Fr.	HS	New Orleans, La. (Landry-Walker)
11	Dez Harris	LB	6-4	243	Sr.	3L	Bessemer, Ala. (McAdory)
12	J.T. Gray	DB	6-0	202	Sr.	3L	Clarksdale, Miss. (Clarksdale)
13	Cameron Dantzler	DB	6-2	175	RFr.	RS	Hammond, La. (St. Thomas Aquinas)
13	Braden Smith	ATH	5-10	175	Fr.	HS	Flowood, Miss. (Northwest Rankin)
14	Mitch Hood	ATH	6-3	205	Jr.	JC	Sonoma, Calif. (Santa Rosa [Calif.] JC)
16	Korey Charles	DB	5-10	179	RFr.	RS	Miami, Fla. (North Florida Christian)
16	Kareem Vance Jr.	ATH	6-4	195	Sr.	SQ	Charleston, Miss. (Olive Branch)
17	Jamal Couch	WR	6-4	227	So.	1L	Phenix City, Ala. (Central)
18	Dedrick Thomas	WR	5-9	187	So.	1L	Memphis, Tenn. (Memphis Central)
19	Travis O'Connor	ATH	6-1	205	Fr.	RS	Kenner, La. (John Curtis)
20	Taury Dixon	ATH	5-9	165	So.	JC	Madison, Miss. (East Mississippi CC)
20	Reggie Todd	WR	6-4	204	RFr.	RS	Mobile, Ala. (Blount)
21	Nick Gibson	RB	5-11	211	So.	1L	Birmingham, Ala. (Pinson Valley)
22	Blake Armour	ATH	5-11	193	Fr.	HS	Brighton, Tenn. (Brighton)
22	Aeris Williams	RB	6-1	217	Jr.	2L	West Point, Miss. (West Point)
23	Raymond Freeman	ATH	6-1	218	Fr.	HS	Cantonment, Fla. (J.M. Tate Senior)
23	Keith Mixon	WR	5-8	187	So.	1L	Birmingham, Ala. (Shades Valley)
23	Allen Perkins	ATH	6-0	208	So.	SQ	Pelham, Ala. (Oak Mountain)
24	Chris Rayford	DB	6-0	202	Jr.	2L	Byhalia, Miss. (Byhalia)
25	Lashard Durr	DB	5-11	195	Sr.	1L	Gulfport, Miss. (Copiah-Lincoln CC)
26	Jordan Lawless	K	6-0	173	So.	JC	Lindale, Texas (Tyler [Texas] JC)
26	Alec Murphy	RB	6-0	230	So.	SQ	Nixa, Mo. (Nixa)
27	Kody Schexnayder	P	5-10	203	So.	1L	River Ridge, La. (John Curtis)
28	Jaquarius Landrews	DB	6-0	195	Jr.	JC	Summit, Miss. (Copiah-Lincoln CC)
28	Dontavian Lee	RB	6-1	235	Jr.	2L	Hattiesburg, Miss. (Forrest County Agricultural)
28	Tristan Pisacane	ATH	5-9	180	Fr.	RS	Franklin, Tenn. (Centennial)
29	C.J. Morgan	DB	6-0	202	RFr.	RS	Bossier City, La. (Parkway)
30	Dan Mills	K	6-0	175	Fr.	HS	Canton, Ohio (Central Catholic)
31	Maurice Smitherman	DB	5-10	191	So.	1L	Adamsville, Ala. (Minor)
32	Brian Cole	DB	6-2	210	Jr.	JC	Saginaw, Mich. (East Mississippi CC)
33	Tyler Williams	DB	6-2	180	Fr.	HS	Oxford, Miss. (Lafayette)
34	Cory Thomas	DL	6-5	303	Jr.	2L	Bessemer, Ala. (McAdory)
35	Landon Guidry	DB	6-0	189	Fr.	HS	Spring Hill, Tenn. (Independence)
37	Bennie Braswell III	ATH	5-9	176	Sr.	SQ	Olive Branch, Miss. (Olive Branch)
37	Brad Wall	K	5-8	170	So.	1L	Ocean Springs, Miss. (Ocean Springs)
38	Johnathan Abram	DB	6-0	210	Jr.	JC	Columbia, Miss. (Jones County JC)
39	Nathan Swanson	ATH	6-5	220	RFr.	RS	Norcross, Ga. (Norcross)
40	Wyatt Powell	ATH	5-9	192	So.	SQ	Ridgeland, Miss. (Jackson Academy)
40	Erroll Thompson	LB	6-1	250	RFr.	RS	Florence, Ala. (Florence)
41	Mark McLaurin	DB	6-2	215	Jr.	2L	Collins, Miss. (Collins)
42	Tucker Day	K/P	6-0	206	Fr.	HS	Brentwood, Tenn. (Brentwood)
42	Marquiss Spencer	LB	6-4	275	So.	1L	Greenwood, Miss. (Greenwood)
43	Fletcher Adams	DL	6-2	270	So.	1L	Brandon, Miss. (Brandon)
43	Logan Cooke	P/K	6-5	230	Sr.	3L	Darburn, Miss. (Columbia Academy)
44	Aadreekis Conner	ATH	6-2	200	Fr.	HS	Port Gibson, Miss. (Port Gibson)
45	Josiah Phillips	LB	6-4	241	Jr.	SQ	Starkville, Miss. (Home School)
46	Aaron Odom	DL	6-2	265	Fr.	HS	Jackson, Miss. (Callaway)

No.	Name	Pos.	Ht.	Wt.	Cl.	Exp.	Hometown (Previous School)
47	Jace Christmann	K	6-0	195	RFr.	RS	Houston, Texas (Memorial)
48	Chris Redmon	ATH	6-0	230	RFr.	RS	Fayetteville, Ark. (Fayetteville)
49	Stephen Adegoke	ATH	6-0	214	Jr.	RS	Snellville, Ga. (San Diego Mesa College)
50	Tim Washington	LB	6-3	225	So.	1L	Yazoo City, Miss. (Yazoo City)
51	R.J. Jennings	ATH	6-0	246	Fr.	HS	Birmingham, Ala. (Briarwood Christian)
51	Stewart Reese	OL	6-5	333	RFr.	RS	Fort Pierce, Fla. (Fort Pierce Central)
52	Kobe Jones	DL	6-4	275	RFr.	RS	Starkville, Miss. (Starkville)
53	Hunter Bradley	SN	6-3	240	Sr.	2L	Collierville, Tenn. (Collierville)
54	Cameron Miller	ATH	6-0	216	RFr.	RS	Odessa, Fla. (Sickles)
54	Blake Mitchell	ATH	6-0	310	RFr.	RS	Brentwood, Tenn. (Ensworth)
55	Martinas Rankin	OL	6-5	315	Sr.	1L	Mendenhall, Miss. (Miss. Gulf Coast CC)
56	Dareuan Parker	OL	6-4	320	RFr.	RS	Olive Branch, Miss. (DeSoto Central)
58	Tyler Dunning	LB	6-1	255	Fr.	HS	Fort Lauderdale, Fla. (St. Thomas Aquinas)
58	Greg Eiland	OL	6-8	330	RFr.	RS	Philadelphia, Miss. (Philadelphia)
61	Deion Calhoun	OL	6-3	315	Jr.	2L	Pleasant Grove, Ala. (Restoration Academy)
63	Cordavien Suggs	OL	6-6	300	Fr.	HS	Jackson, Miss. (Fletcher)
65	Brett Armour	ATH	6-1	281	So.	SQ	Brighton, Tenn. (Brighton)
66	Joel Baldwin	SN	6-3	215	Jr.	SQ	Tupelo, Miss. (Tupelo)
67	Michael Story	OL	6-4	305	So.	1L	Ripley, Miss. (Ripley)
68	Harry Parker	ATH	6-5	246	Fr.	HS	Mobile, Ala. (UMS-Wright Prep School)
70	Tommy Champion	OL	6-5	319	Jr.	JC	Jackson, Miss. (Copiah-Lincoln CC)
72	Ronald Cochran	OL	6-4	316	Jr.	SQ	Olive Branch, Miss. (Olive Branch)
73	Darryl Williams	OL	6-2	305	So.	SQ	Bessemer, Ala. (Bessemer City)
74	Elgton Jenkins	OL	6-4	313	Jr.	2L	Clarksdale, Miss. (Clarksdale)
75	Harrison Moon	OL	6-5	290	So.	1L	Chattanooga, Tenn. (Signal Mountain)
78	Tyre Phillips	OL	6-5	335	Jr.	JC	Grenada, Miss. (East Mississippi CC)
79	Evans Wilkerson	OL	6-5	315	So.	SQ	Ridgeland, Miss. (Jackson Academy)
80	Christian Roberson	TE	6-5	241	RFr.	RS	Atlanta, Ga. (McEachern)
81	Justin Johnson	TE	6-3	247	Jr.	2L	Birmingham, Ala. (Hoover)
82	Farrod Green	TE	6-3	246	So.	1L	Wesson, Miss. (Wesson Attendance Center)
83	Jordan Thomas	TE	6-5	280	Sr.	1L	Sumrall, Miss. (East Central CC)
84	Dontea Jones	TE	6-4	222	RFr.	RS	McCool, Miss. (Jireh (N.C.) Prep)
85	Austin Williams	WR	6-3	205	Fr.	HS	Ocean Springs, Miss. (Ocean Springs)
86	Jesse Jackson	WR	6-2	210	Jr.	2L	Petal, Miss. (Petal)
87	Osirus Mitchell	WR	6-4	207	RFr.	RS	Sarasota, Fla. (Booker)
88	Aaron Hamaker	TE	6-4	280	Jr.	SQ	Little Rock, Ark. (Catholic)
89	Powers Warren	TE	6-3	235	Fr.	HS	Minnetonka, Minn. (Minnetonka Senior)
90	Grant Harris	DL	6-3	285	Jr.	SQ	Bolton, Miss. (Clinton)
91	James Jackson	DL	6-3	335	Fr.	HS	Pascagoula, Miss. (Pascagoula)
92	Kendell Jones	DL	6-4	281	So.	SQ	Pinson, Ala. (Clay-Chalkville)
94	Jeffery Simmons	DL	6-4	301	So.	1L	Macon, Miss. (Noxubee County)
95	Braxton Hoyett	DL	6-3	304	Jr.	1L	Pelham, Ala. (Pelham)
96	Tre Brown	DL	6-4	305	Jr.	RS	Ackerman, Miss. (Copiah-Lincoln CC)
97	Lee Autry	DL	6-2	312	Jr.	JC	Albemarle, N.C. (Itawamba CC)

PRONUNCIATION GUIDE

3	Traver Jung	TREV-er
4	Gerri Green	GAIR-ee
9	Malik Dear	muh-LEEK
10	Keytaon Thompson	KEY-tahn
18	Deddrick Thomas	rhymes with Ted
22	Aeris Williams	AIR-us
27	Kody Schexnayder	SHEX-nye-dur
40	Erroll Thompson	Air-uhl
47	Jace Christmann	Christ-man
55	Martinas Rankin	Mahr-TEE-nuhs
56	Daruean Parker	Dair-ee-uhn
58	Greg Eiland	rhymes with island
74	Elgton Jenkins	EL-tuhn (silent g)
80	Christian Roberson	ROH-ber-suhn
82	Farrod Green	FUH-rahd
87	Osirus Mitchell	O-sye-rus
88	Aaron Hamaker	HAM-uh-kuhr

COACHING STAFF

Dan Mullen, Head Coach • Ninth Season
Brian Baker, Defensive Line • Second Season
Terrell Buckley, Cornerbacks • Second Season
* Brett Elliott, Quarterbacks • First Season
* Ron English, Safeties • First Season
Todd Grantham, Defensive Coordinator/Linebackers • First Season
Billy Gonzales, Co-offensive Coordinator/Wide Receivers • Fifth Season
John Hevesy, Co-offensive Coordinator/Offensive Line • Ninth Season
Greg Knox, Special Teams Coordinator/Running Backs • Ninth Season
D.J. Looney, Tight Ends • First Season

* - indicates in the press box

2017 MISSISSIPPI STATE COACHES

ON THE FIELD



DAN MULLEN
Head Coach
Ninth Season



BRIAN BAKER
Defensive Line
Second Season



TERRELL BUCKLEY
Cornerbacks
Second Season



BILLY GONZALES
Co-OC/Wide Receivers
Fifth Season



TODD GRANTHAM
Def. Coordinator/Linebackers
First Season



JOHN HEVESY
Co-OC/Offensive Line
Ninth Season



GREG KNOX
Running Backs/Special Teams
Ninth Season



D.J. LOONEY
Tight Ends
First Season

IN THE BOOTH



BRETT ELLIOTT
Quarterbacks
First Season



RON ENGLISH
Safeties
First Season