

MISSISSIPPI STATE FOOTBALL

THE MATCHUP: GAME 12



MISSISSIPPI STATE BULLDOGS (5-6, 2-5 SEC)

VS

OLE MISS REBELS (4-7, 2-5 SEC)



November 28, 2019 • 6:30 p.m. CT • Starkville, Miss. • Davis Wade Stadium (61,337)

STORYLINES

- Mississippi State and Ole Miss meet for the 116th time and the 92nd edition of "The Battle for the Golden Egg" on Thanksgiving Day. The Rebels are the Bulldogs' most common foe, and this series is among the longest in NCAA Division I history. The two schools started playing for the trophy in 1927. The Bulldogs have won five out of the last seven against the Rebels at Scott Field; however, Ole Miss has taken the last two.
- State looks to extend its school-record streak of nine consecutive bowl appearances, joining Alabama, Georgia, LSU and Texas A&M as the only SEC schools to go to a bowl game every season this decade.
- Thursday's game also marks Senior Day for 26 seniors. MSU will recognize its seniors prior to kickoff. The group includes: DE **Fletcher Adams**, DT **Lee Autry**, OL **Tommy Champion**, S **Brian Cole II**, RB **Malik Dear**, RB **Nick Gibson**, TE **Farrod Green**, WR **Stephen Guidry**, DT **Kendell Jones**, LB **Sh'mar Kilby-Lane**, S **Jaquarius Landrews**, LB **Leo Lewis**, RB **Alec Murphy**, OL **Tyre Phillips**, WR **Tristan Pisacane**, DE **Chauncey Rivers**, H/P **Kody Schexnayder**, CB **Maurice Smitherman**, QB **Tommy Stevens**, OL **Michael Story**, LS **Nathan Swanson**, WR **Dedrick Thomas**, LB **Tim Washington**, OL **Evans Wilkerson**, OL **Darryl Williams**, WR **Isaiah Zuber**.
- Ole Miss holds a 64-44-6 advantage in the series dating back to 1901. MSU owns a 10-14-1 record on Thanksgiving against the Rebels but has won two of the last three played on the holiday.
- MSU is looking to beat Ole Miss for the second straight year and the third time in the last four meetings. In fact, State has won six out of the last 10 meetings, including last year's game 35-3 in Oxford. The Bulldogs thrived in the ground game, racking up 309 yards behind 100-yard games from both QB **Nick Fitzgerald** and RB **Kylin Hill**, who pounded out 117 and 108 yards, respectively. Through the air, State amassed 111 yards to total 420 yards of offense in the victory. Hill and RB **Aeris Williams** each had TD runs in the contest and WR **Dedrick Thomas** had a scoring reception.
- Thursday's game marks the 20th anniversary of "The Kick and the Pick" in 1999 when the Bulldogs earned a dramatic 23-20 victory over Ole Miss on Thanksgiving in Starkville. Trailing 20-6, MSU tied the game thanks to a fourth-quarter rally. With the score at 20-20 and 20 seconds remaining, instead of playing for overtime, the Rebels decided to run a play, deep in their own territory. Ole Miss QB **Romero Miller** tossed a deep pass, which was deflected by the hands and then the foot of MSU CB **Robert Bean** before being intercepted by DB **Eugene Clinton** and returned deep into the Rebels' territory. On the next play, with 8 seconds left, Bulldog kicker **Scott Westerfield** kicked a 44-yard game-winning field goal.
- Last Saturday in MSU's 45-7 win against Abilene Christian, RB **Kylin Hill** racked up a career-high 237 yards from scrimmage. Hill rushed for 153 yards on 16 carries and was a major threat in the passing game with three catches for 84 yards and an 88-yard touchdown (tied with Tulane's **Tyjae Spears** for the longest reception by an FBS running back this season). Hill's 100-yard rushing performance was his seventh in 11 games this season, which ties him with **Nick Fitzgerald**, **J.J. Johnson** and **Wayne Jones** for second-most in a single season. His 10 career games over the century mark are tied for sixth in school history.

NUMBERS TO KNOW

176

RB **Kylin Hill** is fourth on the MSU single-season rushing list with 1,215 yards and needs 176 yards to match the school record

23

Through 11 games this year, 23 MSU freshmen have played in at least one game (13 true, 10 redshirt)

88

QB **Tommy Stevens'** 88-yard TD pass last Saturday to RB **Kylin Hill** is the longest passing play in the SEC this season

20

After recording multiple interceptions for the third time this year last Saturday, MSU is tied for third in the SEC in total takeaways with 20

26

This will be the 26th time and third straight year the series has been played on Thanksgiving Day

9

MSU players have combined for nine individual 100-yard rushing efforts this season (**Kylin Hill**: 7, **Garrett Shrader**: 1, **Nick Gibson**: 1)

BROADCAST INFORMATION

TV: ESPN

Play-by-Play: Adam Amin

Analysts: Matt Hasselbeck and Pat McAfee

Reporters: Molly McGrath

RADIO: MSU SPORTS RADIO NETWORK

Play-by-Play: Neil Price

Analyst: Matt Wyatt

Sideline: Jay Perry

SATELLITE RADIO

Sirius: 84 | XM: 84 | Internet: 84

TEAM INFORMATION

MISSISSIPPI STATE

Head Coach: Joe Moorhead (Fordham, 1996)

Rankings: NR (CFP) / NR (AP) / NR (Coaches)

Overall Record: 43-24* (sixth season)

Overall On-Field Record: 51-24 (sixth season)

Mississippi State Record: 5-11* (second season)

Mississippi State On-Field Record: 13-11 (second season)

OLE MISS

Head Coach: Matt Luke (Ole Miss, 2000)

Rankings: NR (CFP) / NR (AP) / NR (Coaches)

Overall Record: 15-20 (third season)

Ole Miss Record: 15-20 (third season)

2019 MISSISSIPPI STATE SCHEDULE

Overall: 5-6 | SEC: 2-5 | H: 3-3 | A: 2-3 | N: 0-0

AUGUST (1-0)

31 at Louisiana (New Orleans) ESPNU W, 38-28

SEPTEMBER (2-2)

7 Southern Miss ESPNU W, 38-15

14 Kansas State ESPN L, 31-24

21 Kentucky * SEC Network W, 28-13

28 at #7/7 Auburn * ESPN L, 56-23

OCTOBER (0-3)

12 at Tennessee * SEC Network L, 20-10

19 #2/3 LSU * CBS L, 36-13

26 at Texas A&M * SEC Network L, 49-30

NOVEMBER (2-1)

2 at Arkansas * SEC Network W, 54-24

16 #5/4 Alabama * ESPN L, 38-7

23 Abilene Christian (HC) SEC Network Alternate W, 45-7

28 Ole Miss * ESPN 6:30 p.m.

MISSISSIPPI STATE COACHING STAFF

Joe Moorhead, head coach (2nd)

Tony Hughes, associate head coach/tight ends (8th, 2nd stint)*

Terry Richardson, assistant head coach/run game coord./RBs (1st)

Deke Adams, defensive line (1st)

Andrew Breiner, pass game coordinator/QBs (2nd)*

Terrell Buckley, cornerbacks (4th)

Marcus Johnson, offensive line (2nd)

Michael Johnson, wide receivers (1st)

Joey Jones, special teams coordinator (2nd)

Chris Marve, defensive run game coordinator/LBs (1st)

Bob Shoop, defensive coordinator/safeties (2nd)*

* - denotes in the booth



GAME 12 DEPTH CHART: OLE MISS

OFFENSE

WR (X)	1	Stephen Guidry	6-4	200	Sr.-1L	
	18	Cameron Gardner	6-4	220	Fr.-RS	
WR (H)	2	Dedrick Thomas	5-9	190	Sr.-3L	
	12	Isaiah Zuber	6-0	190	Sr.-GTR	
	85	Austin Williams	6-3	200	So.-1L	
WR (Z)	5	Osirus Mitchell	6-5	210	Jr.-2L	
	4	JaVonta Payton	6-1	180	Jr.-JC	
	9	Malik Dear	5-9	220	Sr.-3L	
LT	78	Tyre Phillips	6-5	345	Sr.-1L	
	69	Kwatrivous Johnson	6-7	330	Fr.-RS	
LG	56	Dareuan Parker	6-4	330	Jr.-2L	
	75	Michael Story	6-4	300	Sr.-3L	
C	73	Darryl Williams	6-3	310	Sr.-2L	
	79	Evans Wilkerson	6-5	310	Sr.-3L	
RG	51	Stewart Reese	6-5	345	Jr.-2L	
	63	LaQuinston Sharp	6-3	315	Jr.-JC	
RT	55	Greg Eiland	6-8	335	Jr.-2L	
	70	Tommy Champion	6-5	320	Sr.-1L	
TE	82	Farrod Green	6-4	240	Sr.-3L	
	84	Dontea Jones	6-4	250	Jr.-2L	
	-or-	11	Geor'quarius Spivey	6-5	250	Fr.-RS
	-or-	25	Brad Cumbest	6-5	250	Fr.-RS
	88	Powers Warren	6-3	245	So.-1L	
RB	8	Kylin Hill	5-11	215	Jr.-2L	
	21	Nick Gibson	5-11	215	Sr.-3L	
	22	Lee Witherspoon	5-10	205	Fr.-HS	
QB	7	Tommy Stevens	6-5	235	Sr.-GTR	
	6	Garrett Shrader	6-4	220	Fr.-HS	
	10	Keytaon Thompson	6-4	225	Jr.-2L	

SPECIALISTS

PK	47	Jace Christmann	6-0	200	Jr.-2L
	26	Jordan Lawless	6-0	200	Jr.-SQ
KO	48	Scott Goodman	5-10	200	So.-1L
P	37	Tucker Day	6-0	210	So.-1L
	97	Reed Bowman	6-0	200	Jr.-TR
LS	67	Paul Blackwell	5-10	210	Jr.-RS
H	27	Kody Schexnayder	5-10	195	Sr.-2L
KR	12	Isaiah Zuber	6-0	190	Sr.-GTR
	-or- 32	Brian Cole II	6-2	210	Sr.-1L
PR	9	Malik Dear	5-9	220	Sr.-3L
	-or- 32	Brian Cole II	6-2	210	Sr.-1L

DEFENSE

LE	5	Chauncey Rivers	6-3	275	Sr.-1L	
	17	Aaron Odom	6-3	270	So.-1L	
DT	90	Lee Autry	6-2	305	Sr.-1L	
	84	Jaden Crumedy	6-5	300	Fr.-RS	
	-or-	92	Kendell Jones	6-4	300	Sr.-2L
	22	Nathan Pickering	6-4	315	Fr.-HS	
NG	54	Fabien Lovett	6-4	315	Fr.-RS	
	99	James Jackson	6-3	315	So.-1L	
RE	42	Marquiss Spencer	6-4	285	Jr.-2L	
	52	Kobe Jones	6-4	270	Jr.-2L	
WILL	6	Willie Gay Jr.	6-2	240	Jr.-2L	
	10	Leo Lewis	6-2	245	Sr.-3L	
	18	Aaron Brule	6-1	235	Fr.-RS	
MIKE	40	Erroll Thompson	6-1	250	Jr.-2L	
	41	Tim Washington	6-3	240	Sr.-3L	
	30	Sh'mar Kilby-Lane	6-2	230	Sr.-1L	
SAM	41	Tim Washington	6-3	240	Sr.-3L	
	30	Sh'mar Kilby-Lane	6-2	230	Sr.-1L	
STAR	32	Brian Cole II	6-2	210	Sr.-1L	
	38	Fred Peters	5-10	200	Jr.-JC	
CB	1	Martin Emerson	6-2	195	Fr.-HS	
	-or-	13	Tyler Williams	6-2	175	So.-1L
FS	7	Marcus Murphy	6-1	200	So.-1L	
	12	Shawn Preston Jr.	6-0	200	Fr.-RS	
	19	Collin Duncan	6-0	195	Fr.-HS	
SS	11	Jaquarius Landrews	6-0	200	Sr.-1L	
	35	Landon Guidry	6-0	195	So.-1L	
CB	3	Cameron Dantzler	6-2	185	Jr.-2L	
	16	Korey Charles	5-10	180	Jr.-2L	

PRONUNCIATION GUIDE

Aaron Brule	brew-LAY
Malik Dear	ma-LEAK
Jaquarius Landrews	ja-QUARE-ee-US
Jace Christmann	CHRIST-man
Jaden Crumedy	crum-eh-DEE
Greg Eiland	rhymes with island
Farrod Green	fa-ROD
Dontea Jones	dahn-TAY
Jarrian Jones	JAR-ee-un
Sh'mar Kilby-Lane	shuh-MAR
Kwatrivous Johnson	kwa-TRAY-vee-US
Osirus Mitchell	o-SIGH-russ
Dareuan Parker	DARE-ee-UN
JaVonta Payton	ja-VON-tay
Tyre Phillips	tie-REE
Kody Schexnayder	SHEX-nye-dur
Garrett Shrader	SHRAY-der
Geor'quarius Spivey	ja-QUARE-ee-US
Dedrick Thomas	rhymes with red
Erroll Thompson	AIr-uhl
Keytaon Thompson	KEY-tahn
Isaiah Zuber	ZOO-bur

MEDIA INFORMATION

2019 MISSISSIPPI STATE FOOTBALL MEDIA SERVICES: GAME 12 VS. OLE MISS

25 MONDAY

Coach Moorhead Press Conference

12:30 p.m.
Seal Media Room
SEC Network+

Requested Players

6:30 p.m.
Seal Media Room

26 TUESDAY

Dawg Talk with Joe Moorhead

6:30 p.m. at The Veranda
HailState.com/Plus
Tune In app
100.9 FM

27 WEDNESDAY

No SEC Coaches Media
Teleconference

No media availability

28 THURSDAY

MSU vs. Ole Miss
6:30 p.m. • ESPN • DWS
(Press Box and Media Will Call
Gate C opens at 3 p.m.)

Coach Moorhead and selected
players will be available after
the game in the Golding Family
Media Center located in north
end zone of DWS.

29 FRIDAY

30 SATURDAY

1 SUNDAY

MSU ATHLETIC COMMUNICATIONS FOOTBALL STAFF

Bill Martin, Senior Associate AD/Communications (*Joe Moorhead correspondence*)
662-325-0967 (office) | 662-418-3821 (cell)
BMartin@athletics.msstate.edu | @MSUBillMartin

Brandon Langlois, Associate Director (*player/assistant coach correspondence*)
662-325-0993 (office) | 601-405-5650 (cell)
BLanglois@athletics.msstate.edu | @BMLanglois

GAME-WEEK INTERVIEW POLICIES

Head Coach Joe Moorhead

Head coach Joe Moorhead's game-week press conferences begin Aug. 26 and will be held every Monday of a game week, including Labor Day. The press conference begins at 12:30 p.m. CT in the media room of the Leo Seal Jr. Football Complex. It will be streamed on SEC Network+ via WatchESPN.com and the Watch ESPN app, as well as MSU football's social media platforms. FTP video will be distributed to media on Monday afternoons. On-demand video will be available on HailState.com and MSU's YouTube channel (YouTube.com/HailState). Monday press conferences will not be held during open weeks (Sept. 30, Nov. 4).

Moorhead's weekly radio show, "Dawg Talk," makes its season debut on Thursday, Aug. 29 live from The Veranda in Starkville. The show airs from 6:30-7:30 p.m. CT on affiliates of the MSU Sports Network presented by Learfield, as well as HailState.com/plus and MSU's Facebook page. The show is held every Thursday during a game week with the exception of Egg Bowl week. The Egg Bowl week show will be held on Tuesday, Nov. 26.

Please contact **Bill Martin** for more information regarding Moorhead's media schedule.

Assistant Coaches

During game weeks, one selected assistant coach will be available in the Leo Seal Jr. Football Complex media room following Wednesday's practice. The assistant coach available each week will be distributed on Sundays when the weekly media schedule is announced.

Please contact **Brandon Langlois** for more information regarding assistant coaches.

Student-Athletes

All interviews with student-athletes must be arranged through Brandon Langlois in the MSU Athletic Communications Office. Media members are NOT permitted to contact student-athletes on their own at any time. This includes phone, E-mail, text or through social media platforms. Student-athletes' contact information will not be given out.

During game weeks, requested offensive players will be available following Tuesday's practice, while requested defensive players will be available following Wednesday's practice. All game-week player interviews will be conducted in the media room of the Leo Seal Jr. Football Complex. No player interviews will be conducted on the field. The training room, locker room and housing areas are considered private student-athlete areas and are off limits to the media.

Please submit your player requests to Brandon Langlois 24 hours in advance of the interview sessions. The deadlines are 5 p.m. Mondays for offense and 5 p.m. Tuesdays for defense. Final approval of players available during game week is at the discretion of the MSU Athletic Communications staff. True freshmen and newcomers will only be available if they see significant action in games.

Postgame Interviews

Head coach Joe Moorhead and selected players will be available for interviews following each game. For home games, Moorhead's press conference and player interviews will be conducted in the Golding Family Media Center located on the north end of Davis Wade Stadium. MSU interviews can be accessed via the northeast tunnel and then through the Dowsing-Bell Plaza. The visiting head coach and players will be available following the game in the visitors' media room located on the second floor of the M-Club Building in the south end zone. This area can be accessed via the left ramp in the south end zone. For road games, Moorhead and selected players will be available in the visitors' media room.

The MSU locker room is closed to media for both home and away games. MSU players and assistant coaches may NOT be approached on the field following games for interviews.

PRACTICES

All practices during the season are closed to the media and public.

LEO SEAL JR. FOOTBALL COMPLEX MEDIA ROOM

Game week media availabilities are held in the media room located on the top floor of the Leo Seal Jr. Football Complex. Media are welcome to work in this room beginning one hour prior to the media availability time and following the media availability.

ROBERT M. HARTLEY PRESS BOX/MEDIA WILL CALL

Media Will Call of Davis Wade Stadium opens three hours prior to kickoff at Gate C (SW side of the stadium across from Barnes and Noble). All patrons, including media, will go through metal detector procedures before entering Davis Wade Stadium. Media will enter at Gate C and all bags will be searched and tagged. For more information, visit HailState.com/metaldetector. The clear bag policy does not apply to credentialed media members.

The Robert M. Hartley Press Box, named for longtime Mississippi State Sports Information Director and administrator Bob Hartley, is located on the 200 level of the west side of Davis Wade Stadium. To access the press box, enter Gate C on the west side of Davis Wade Stadium and take the media elevator to Level 2.

In accordance with Mississippi State Athletic Communications and Football Writers Association of America (FWAA) rules, the Robert M. Hartley Press Box is a working press box and cheering or any other disruptive behavior will not be tolerated. Violators will be asked to leave and may be subject to further disciplinary action.

COLLEGEPRESSBOX.COM

CollegePressBox.com serves as a one-stop shop for all media needs regarding college football. Members can access player headshots, game notes, record books and more for all FBS schools. To apply for access, media are asked to enter their information at collegepressbox.com/register.

IMPORTANT PHONE NUMBERS

MSU Athletic Communications Main Number: (662) 322-8881
Davis Wade Stadium at Scott Field Press Box: (662) 325-3776



THE MOORHEAD FILE

Hometown: Pittsburgh, Pa.

Education: Fordham University, 1996 (B.A. English)

Wife: Jennifer

Children: Donovan (12), Mason (16), Kyra (18)

Birthday: November 2, 1973

COACHING CAREER

2018-p: Mississippi State (Head Coach)

2016-17: Penn State (Offensive Coordinator/QBs)

2012-15: Fordham (Head Coach)

2011: Connecticut (Quarterbacks)

2009-10: Connecticut (Offensive Coordinator/QBs)

2006-08: Akron (Offensive Coordinator/Quarterbacks)

2005: Akron (Assistant HC/Pass Game & Recruiting Coord./WRs)

2004: Akron (WRs/Recruiting Coordinator/Punt Return)

2003: Georgetown (Offensive Coordinator/Quarterbacks)

2002: Georgetown (Pass Game Coordinator/Quarterbacks)

2001: Georgetown (Quarterbacks)

2000: Georgetown (Running Backs)

1999: Pittsburgh (Graduate Assistant/Defense)

1998: Pittsburgh (Graduate Assistant/Recruiting)

BOWL GAMES, PLAYOFF GAMES COACHED IN

2018: Outback Bowl (Mississippi State)

2017: Rose Bowl (Penn State)

2015: FCS First Round (Fordham)

2014: FCS First, Second Round (Fordham)

2013: FCS First, Second Round (Fordham)

2011: Fiesta Bowl (Connecticut)

2010: PapaJohns.com Bowl (Connecticut)

2005: Motor City Bowl (Akron)

BY THE NUMBERS

8

Wins on the field by MSU in Moorhead's first season, the most victories by a first-year Bulldog head coach since 1939

2

Just the second coach in MSU history to lead the Bulldogs to a bowl game in his first season, joining Jackie Sherrill in 1991

3

Moorhead led Fordham to the 2014 Patriot League title and three straight FCS playoff appearances

JOE MOORHEAD

Second Season
@BallCoachJoeMo

33RD HEAD FOOTBALL COACH AT MISSISSIPPI STATE 2016 & 2017 NATIONAL OFFENSIVE COORDINATOR OF THE YEAR

When Mississippi State Director of Athletics John Cohen was charged with identifying the Bulldogs' 33rd head football coach, he was looking for a man with a pedigree as a winner, an innovator with a blue-collar work ethic and at the forefront, a 'ball coach.' From the beginning of the search, Joe Moorhead was the unequivocal leader. Moorhead, the 2016 and 2017 National Offensive Coordinator of the Year and the mastermind behind Penn State's offensive juggernaut, enters his second season in Starkville in 2019. Officially named head coach on November 29, 2017, Moorhead became just the second MSU head coach to win eight or more games on the field in his debut season and the first since College Football Hall of Famer Allyn McKeen in 1939. The 45-year-old played a pivotal role in conference championships at his four previous coaching stops, including Penn State (2016), Fordham (2014), Connecticut (2010) and Akron (2005).

In his short time in Starkville, the Pittsburgh, Pennsylvania, native has already made a marvelous impact, securing a Top 25 national ranking, a New Year's Day bowl berth, multiple Top 25 recruiting classes, forming relationships around the state of Mississippi and developing a 'good to great' attitude within the program.

Behind one of the SEC's most potent rushing attacks and the nation's No. 1 defense, Moorhead's first State squad defeated two top-20 teams by double digits, won four out of its last five regular-season games and qualified for a school-record ninth-consecutive bowl. The Bulldogs dominated then-No. 8 Auburn, 23-9, on Oct. 6, while quarterback Nick Fitzgerald accounted for 329 yards of total offense as State put away then-No. 16 Texas A&M, 28-13, on Oct. 28.

MSU reclaimed the historic Golden Egg trophy when the Bulldogs throttled rival Ole Miss, 35-3, on Thanksgiving night in Oxford. It represented the largest margin of victory by a first-year MSU head coach in Egg Bowl history. The win also propelled State to a berth in its first-ever Outback Bowl, representing the program's second-most prestigious bowl this decade. Moorhead became just the second coach in Bulldog history to reach a bowl game in his first season, joining Jackie Sherrill's 1991 squad.

State held eight of its opponents to their lowest point total of the season, including then-No. 1 Alabama, No. 10 Florida and No. 16 Texas A&M. Moorhead's first Bulldog team secured the program's second-highest finish ever in the College Football Playoff rankings at No. 18, as well as a No. 25 ranking in the final Coaches poll.

For only the second time in program history and the first since 2000, MSU produced four All-Americans led by first-teamers defensive end Montez Sweat and center Elgton Jenkins as well as safety Johnathan Abram and defensive tackle Jeffery

Simmons. Under Moorhead's guidance, Fitzgerald secured his place as one of the best dual-threat quarterbacks in SEC history as he became the conference's all-time leading quarterback rusher in addition to shattering 13 school records. Six players also earned All-SEC distinction for their year-long performance.

The Bulldogs then made a major impact in the winter and spring of 2019. A school-record eight MSU players were invited to the NFL Combine. In April, three Bulldogs were called in the first round of the 2019 NFL Draft – a first in program history – as Simmons went No. 19 overall (Tennessee), Sweat went No. 26 (Washington) and Abram followed at No. 27 (Oakland). State's three first-round selections tied with Clemson and Alabama for the most in the nation. MSU finished with a three-day total of five draft selections, including Jenkins going in the second round to Green Bay and Gerri Green being chosen by Indianapolis in the sixth round. The four defensive picks were the most in a single draft in school history. An additional seven other Bulldogs signed free agent contracts, including Fitzgerald with Tampa Bay.

Moorhead's recruiting prowess has been evident as well. A year after signing the nation's No. 25 class after just a few weeks on the job, he hauled in the No. 24 ranked class in the spring of 2019 highlighted by the signing of Charles Cross, the first five-star offensive lineman prospect in MSU history and first overall offensive five star since 2002. Moorhead's 12 four-star or greater signees were the most in a two-year span at MSU since at least 2000 when recruiting database rankings began.

Off the field, Moorhead's group has been model citizens in the community and classroom. A total of 32 Bulldogs were recognized on the SEC Academic Honor Roll in his first season. The same fall as State finished in the Top 25 of the final polls, the Bulldogs posted the highest team GPA on record with a 2.84, as five student-athletes earned a perfect 4.0.

As a collegiate student-athlete at Fordham, Moorhead was a three-year starter at quarterback and a team captain as a senior. He was a second-team All-Patriot League pick as a senior, finishing 13th nationally in total offense. He graduated with school single-season records for completions and passing yards. Following his collegiate career, Moorhead spent time in the training camp of the Milwaukee Mustangs of the Arena Football League after playing the 1996 season for the Munich Cowboys of the E.F.A.F.

Moorhead received an English degree from Fordham in 1996. He and his wife, Jennifer, have three children: daughter Kyra (18), son Mason (16) and son Donovan (12). Moorhead, an avid Pittsburgh Steelers and Pirates fan, and his family are active members of the Starkville community.

MOORHEAD'S YEAR-BY-YEAR HEAD COACHING RECORD

Year	School	Overall	Conf.	Notable
2012	Fordham	6-5	0-0	Fordham first winning season since 2007
2013	Fordham	12-2	0-0	FCS Playoffs Second Round, No. 9 ranking
2014	Fordham	11-3	6-0	FCS Playoffs Second Round, No. 11 ranking
2015	Fordham	9-3	5-1	FCS Playoffs First Round, No. 19 ranking
2018	Mississippi State	0-5* (8-5 on field)	0-4* (4-4 on field)	Outback Bowl, No. 18 CFP ranking, No. 25 Coaches ranking
2019	Mississippi State	5-6	2-5	
TOTALS	(7th season)	43-24 (51-23 on field)	13-10 (17-10 on field)	
MSU Record	(2nd season)	5-11 (13-10 on field)	2-9 (6-9 on field)	
Fordham Record	(4 seasons)	38-13	11-1	

*wins vacated by the NCAA Committee on Infractions (Aug. 2019)

2019 HONORS AND AWARDS

2019 INDIVIDUAL HONORS

BRIAN COLE II – SR. – S

Senior Bowl Watch Invitee

CAMERON DANTZLER – JR. – CB

Bednarik Award Watch List

Jim Thorpe Award Watch List

Nagurski Trophy Watch List

Preseason Second Team All-American (Lindy's Sports)

Preseason Fourth Team All-American (Phil Steele, Athlon Sports)

Preseason Second Team All-SEC (Media, Coaches, PFF, Athlon Sports, Phil Steele)

WILLIE GAY JR. – JR. – LB

Butkus Award Watch List

Preseason Third Team All-SEC (Phil Steele)

FARROD GREEN – SR. – TE

John Mackey Award Watch List

PFF SEC Team of the Week (Week 1)

KYLIN HILL – JR. – RB

Conerly Trophy Nominee

Maxwell Award Watch List

Doak Walker Award Watch List

Preseason Third Team All-SEC (Coaches, Athlon Sports, Phil Steele)

PFF SEC Team of the Week (Week 1)

PFF National Team of the Week (Week 10)

SEC Offensive Player of the Week (vs. Arkansas)

KOBE JONES – JR. – DE

Wuerffel Trophy Watch List

Wuerffel Trophy Nominee

All-State AFCA Good Works Team Nominee

TYRE PHILLIPS – SR. – OL

NFLPA Bowl Invitee

PFF SEC Team of the Week (Week 1)

CHAUNCEY RIVERS – SR. – DE

Ted Hendricks Award Watch List

Senior Bowl Watch List

Preseason Third Team All-SEC (Media, Coaches, Athlon Sports, Phil Steele)

GARRETT SHRADER – FR. – QB

SEC Freshman of the Week (vs. Kentucky)

MAURICE SMITHERMAN – SR. – CB

Preseason All-SEC Honorable Mention (PFF)

TOMMY STEVENS – SR. – QB

East-West Shrine Game Invitee

ERROLL THOMPSON – JR. – LB

Bednarik Award Watch List

Butkus Award Watch List

Nagurski Trophy Watch List

Preseason First Team All-SEC (Media, Coaches, PFF, Athlon Sports)

Preseason Third Team All-SEC (Phil Steele)

DARRYL WILLIAMS – SR. – C

East-West Shrine Game Invitee

Jason Witten Man of the Year Semifinalist

Senior CLASS Award Candidate

Rimington Trophy Watch List

Outland Trophy Watch List

Preseason Second Team All-American (Lindy's Sports)

Preseason All-SEC Honorable Mention (PFF)

Preseason Second Team All-SEC (Media, Coaches, Phil Steele)

Preseason Third Team All-SEC (Athlon Sports)

SEC Co-Offensive Lineman of the Week (vs. Southern Miss)

STAFF PLAYERS OF THE WEEK

AT LOUISIANA (AUG. 31)

Offense: RB Kylin Hill

Defense: CB Cameron Dantzler

Special Teams: P Tucker Day

Scout Team for Defense: QB Jalen Mayden

Scout Team for Offense: LB Nick Jarrett

Scout Team for Special Teams: S Cody Swanson

Student-Athletes: WR Quinton Torbor/Cody Swanson

SOUTHERN MISS (SEPT. 9)

Offense: RB Kylin Hill

Defense: DE Marquiss Spencer

Special Teams: WR JaVonta Payton

Scout Team for Defense: RB Robert Rivers

Scout Team for Offense: LB Willie Gay Jr.

Scout Team for Special Teams: S Somon Anderson

Student-Athletes: WR Isaiah Zuber/S Fred Peters

KENTUCKY (SEPT. 21)

Offense: RB Kylin Hill/QB Garrett Shrader

Defense: LB Erroll Thompson

Special Teams: P Tucker Day

Scout Team for Defense: WR Vincent Taylor

Scout Team for Offense: LB Jack Harris/CB Jaylon Reed

Scout Team for Special Teams: S Shawn Preston Jr.

Student-Athletes: DE Fletcher Adams/OL Cordavien Suggs

ARKANSAS (NOV. 2)

Offense: RB Kylin Hill

Defense: S Marcus Murphy

Special Teams: K Jace Christmann

Scout Team for Defense: RB Kareem Walker

Scout Team for Offense: S Cody Swanson

Scout Team for Special Teams: S J.P. Purvis

Student-Athletes: S Collin Duncan / C Darryl Williams

ABILENE CHRISTIAN (NOV. 23)

Offense: RB Kylin Hill

Defense: S Fred Peters / DT Nathan Pickering

Special Teams: P Tucker Day / WR JaVonta Payton

Scout Team for Defense: WR Tristan Pisacane

Scout Team for Offense: LB Willie Gay Jr.

Scout Team for Special Teams: S Cody Swanson

Student-Athletes: TE Powers Warren / OL Tyre Phillips

TOP 25 RANKINGS/ GAME-BY-GAME INFO

ASSOCIATED PRESS POLL (WEEK 14)

RK.	TEAM	REC.	POINTS
1.	LSU (50)	11-0	1537
2.	Ohio State (9)	11-0	1486
3.	Clemson (3)	11-0	1440
4.	Georgia	10-1	1347
5.	Alabama	10-1	1283
6.	Utah	10-1	1231
7.	Oklahoma	10-1	1189
8.	Florida	9-2	1058
9.	Minnesota	10-1	996
10.	Michigan	9-2	913
11.	Baylor	10-1	910
12.	Penn State	9-2	903
13.	Wisconsin	9-2	791
14.	Oregon	9-2	784
15.	Notre Dame	9-2	701
16.	Auburn	8-3	635
17.	Memphis	10-1	535
18.	Cincinnati	10-1	518
19.	Iowa	8-3	510
20.	Boise State	10-1	410
21.	Oklahoma State	8-3	266
22.	Appalachian State	10-1	206
23.	Virginia Tech	8-3	147
24.	Navy	8-2	99
25.	USC	8-4	79

Others receiving votes: Iowa State 74, Virginia 38, Texas A&M 27, Air Force 22, SMU 9, Arizona State 4, North Dakota State 1, Louisiana 1

COACHES POLL (WEEK 14)

RK.	TEAM	REC.	POINTS
1.	LSU (52)	11-0	1561
2.	Ohio State (7)	11-0	1510
3.	Clemson (4)	11-0	1464
4.	Georgia	10-1	1351
5.	Alabama	10-1	1325
6.	Utah	10-1	1252
7.	Oklahoma	10-1	1223
8.	Florida	9-2	1074
9.	Minnesota	10-1	1014
10.	Baylor	10-1	924
11.	Michigan	9-2	893
12.	Penn State	9-2	857
13.	Oregon	9-2	816
14.	Wisconsin	9-2	799
15.	Notre Dame	9-2	737
16.	Auburn	8-3	652
17.	Cincinnati	10-1	535
18.	Memphis	10-1	528
19.	Boise State	10-1	493
20.	Iowa	8-3	434
21.	Oklahoma State	8-3	256
22.	Appalachian State	10-1	232
23.	Virginia Tech	8-3	123
24.	Navy	8-2	110
25.	USC	8-4	75

Others Receiving Votes: Air Force 74, Iowa State 55, Virginia 32, Texas A&M 26, SMU 18, Louisiana 18, Wake Forest 5, San Diego State 4, Hawai'i 2, Indiana 2, Temple 1

CFP RANKINGS (NOV. 26)

RK.	TEAM	REC.
1.	Ohio State	11-0
2.	LSU	11-0
3.	Clemson	11-0
4.	Georgia	10-1
5.	Alabama	10-1
6.	Utah	10-1
7.	Oklahoma	10-1
8.	Minnesota	10-1
9.	Baylor	10-1
10.	Penn State	9-2
11.	Florida	9-2
12.	Wisconsin	9-2
13.	Michigan	9-2
14.	Oregon	9-2
15.	Auburn	8-3
16.	Notre Dame	9-2
17.	Iowa	8-3
18.	Memphis	10-1
19.	Cincinnati	10-1
20.	Boise State	10-1
21.	Oklahoma State	8-3
22.	USC	8-4
23.	Iowa State	7-4
24.	Virginia Tech	8-3
25.	Appalachian State	10-1

MISSISSIPPI STATE GAME-BY-GAME NOTABLES

Opponent	Time (CT)	TV	Location	Length	Won Coin Toss	Defer/Receive	Helmet/Jerseys/Pants	Attendance
at Louisiana	11:01 a.m.	ESPNU	New Orleans, LA	3:37	Louisiana	Defer	White/White/White	22,440
Southern Miss	2:32 p.m.	ESPNU	Starkville	3:08	MSU	Defer	White/Maroon/White	55,143
Kansas State	11:02 a.m.	ESPN	Starkville	3:29	Kansas State	Defer	Maroon/Maroon/Gray	54,522
Kentucky	3:01 p.m.	SECN	Starkville	3:19	MSU	Defer	White/Maroon/White	54,556
at Auburn	6:10 p.m.	ESPN	Auburn, AL	3:30	Auburn	Defer	Maroon/White/Maroon	87,451
at Tennessee	12:03 p.m.	SECN	Knoxville, TN	2:56	Tennessee	Defer	White/White/White	85,462
LSU	2:39 p.m.	CBS	Starkville	3:17	LSU	Defer	White/Maroon/Maroon	59,282
at Texas A&M	11:03 p.m.	SECN	College Station, TX	3:27	Texas A&M	Defer	Maroon/White/Gray	102,025
at Arkansas	3:03 p.m.	SECN	Fayetteville, AR	3:05	Arkansas	Defer	White/White/White	52,256
Alabama	11:02 a.m.	ESPN	Starkville	3:11	MSU	Defer	Maroon/Maroon/Maroon	57,607
Abilene Christian	6:39 p.m.	SECN Alt.	Starkville	3:21	ACU	Defer	Maroon/Black/Black	54,638
Ole Miss								

TRENDS / TOP GAMES / MSU IN NFL

MSU TRENDS / RECORD WHEN

	2019	Moorhead	Streak
August	1-0	1-0	W1
September	2-2	5-4	L1
October	0-3	2-4	L3
November	2-1	5-2	W1
December-January	0-0	0-1	L1

MSU's Conference Record...

at home	1-2	4-3	L2
on the road	1-3	2-6	W1

MSU's Non-Conference Record...

at home	2-1	5-1	W1
on the road	1-0	2-0	W3
neutral	0-0	0-1	L1

MSU vs. Ranked Opponents...

overall	0-3	2-5	L4
at home	0-2	2-2	L2
on the road	0-1	0-3	L9
neutral	0-0	0-0	L3
vs. Top 10	0-2	1-5	L6

MSU's Record in Games...

decided by 7 pts or less	0-1	0-3	L3
decided by 3 pts or less	0-0	0-0	L1
Road during the day	2-2	3-3	W1
Road at night	0-1	1-3	L1
Home during the day	2-3	3-3	L2
Home at night	1-0	6-1	W4

MSU's Record When Scoring...

less than 21 points	0-4	0-8	L10
21 or more points	5-3	13-4	W2
24 or more points	5-2	12-2	W2
30 or more points	4-1	10-1	W2

MSU's Record When Allowing...

less than 21 points	3-1	11-3	W1
21 or more points	3-2	8-5	L1
24 or more points	3-3	3-6	L1
30 or more points	0-4	0-4	L4

MSU's Record When...

MSU scores first	5-0	11-3	W5
Opponent scores first	0-3	2-7	L7
Leading after the 1st qtr	4-0	10-2	W4
Trailing after the 1st qtr	0-5	0-7	L8
Leading at halftime	5-0	12-1	W9
Trailing at halftime	0-5	1-8	L7
Leading after the 3rd qtr	5-1	13-1	W3
Trailing after the 3rd qtr	0-5	0-8	L8

MSU's Record With...

less than 300 yards	0-2	0-6	L10
400+ yards total offense	3-1	10-1	W1
500+ yards total offense	1-0	5-0	W5
600+ yards total offense	1-0	3-0	W6
less than 100 yards rush	0-0	0-2	L5
100+ yards rushing	4-6	12-9	W1
150+ yards rushing	4-3	11-5	W1
200+ yards rushing	4-2	11-3	W1
250+ yards rushing	3-0	9-0	W10
less than 200 yards pass	3-4	7-9	L1
300+ yards passing	0-0	1-0	W1
350+ yards passing	0-0	1-0	W6
400+ yards passing	0-0	0-0	W2
450+ yards passing	0-0	0-0	W1

TOP GAMES

200-YARD PASSING GAMES

Garrett Shrader, Fr., QB (2)

238, LSU, 2019

209, at Auburn, 2019

Tommy Stevens, Sr., QB (1)

236, at Louisiana, 2019

Keytaon Thompson, Jr., QB (1)

364, Stephen F. Austin, 2018

100-YARD RUSHING GAMES

Kylin Hill, Jr., RB (10)

234, at Arkansas, 2019

211, at Kansas State, 2018

197, at Louisiana, 2019

153, Abilene Christian, 2019

150, at Texas A&M, 2019

126, Auburn, 2018

123, Southern Miss, 2019

120, Kentucky, 2019

111, Kansas State, 2019

108, at Ole Miss, 2018

Keytaon Thompson, Jr., QB (3)

147, Louisville, 2017

121, Ole Miss, 2017

109, Stephen F. Austin, 2018

Garrett Shrader, Fr., QB (1)

125, Kentucky, 2019

Nick Gibson, Sr., RB (1)

129, at Arkansas, 2019

100-YARD RECEIVING GAMES

Stephen Guidry, Sr., WR (1)

130, Texas A&M, 2018

Osirus Mitchell, Jr., WR (1)

114, Stephen F. Austin, 2018

BULLDOGS IN THE NFL

Name	at MSU	Team	Year	Pos.
Johnathan Abram - IR	2017-18	Oakland	R	S
Denico Autry	2012-13	Indianapolis	6	DT/DE
Hunter Bradley	2012-17	Green Bay	2	LS
Fred Brown	2014-15	Denver	1	WR
Richie Brown - IR	2012-16	Atlanta	1	LB
Deion Calhoun	2014-18	Miami	R	OG
Taveze Calhoun - IR	2011-15	Atlanta	1	CB
Logan Cooke	2014-17	Jacksonville	2	P
Fletcher Cox*^	2009-11	Philadelphia	8	DT
J.T. Gray	2014-17	New Orleans	2	DB
Gerri Green - #	2014-18	Indianapolis	R	LB
Braxton Hoyett - #	2014-18	Kansas City	R	DT
Gabe Jackson*	2009-13	Oakland	6	OG
Elgton Jenkins	2014-18	Green Bay	R	OG
Justin Johnson - IR	2015-18	Seattle	R	TE
Malcolm Johnson - IR	2010-14	Green Bay	3	FB
Chris Jones*	2013-15	Kansas City	4	DT
Kyle Love	2006-09	Carolina	8	DT
Benardrick McKinney*^	2011-14	Houston	5	LB
Mark McLaurin - IR	2015-18	New York	R	LB
Pernell McPhee - IR	2009-10	Baltimore	9	LB
Dak Prescott*^	2011-15	Dallas	4	QB
Martinas Rankin - IR	2015-17	Kansas City	2	OT
Will Redmond	2012-15	Green Bay	4	S
Jeffery Simmons	2016-18	Tennessee	R	DL
Darius Slay*^	2011-12	Detroit Lions	7	CB
Preston Smith*	2011-14	Green Bay	5	LB
Montez Sweat	2017-18	Washington	R	R
Jordan Thomas - IR	2016-17	Houston	2	TE
K.J. Wright*	2007-10	Seattle	9	LB

* - 2018 Regular Starter

^ - 2018 Pro Bowl Selection

IR - Injured Reserved

- Practice Squad

FROM STATE
TO SUNDAYS

INSIDE THE SERIES VS. OLE MISS

SERIES SUPERLATIVES

Most points scored by Mississippi State: 65 (1915)
Most points scored by Ole Miss: 51 (1972)
Largest margin of victory by Mississippi State: +65 (1915)
Largest margin of victory by Ole Miss: +48 (1971)
Longest winning streak by Mississippi State: 13 (1911-25)
Longest winning streak by Ole Miss: 6 (1930-35)
Last win by Mississippi State: 35-3 (2018)
Last win by Ole Miss: 31-28 (2017)
Current winning streak: 1, Mississippi State (2018)

TOP INDIVIDUAL PERFORMANCES

INDIVIDUAL 100-YARD RUSHING GAMES (23)

Yds.	Player	Date	Att.
258	Nick Fitzgerald	11-26-2016	14
204	Jerious Norwood	11-26-2005	34
191	Aeris Williams	11-26-2016	25
163	John Bond	11-22-1980	15
154	Michael Davis	11-27-1993	40
145	Fred Collins	11-24-1979	16
144	Vick Ballard	11-26-2011	23
141	Kevin Bouie	11-26-1994	27
139	Michael Davis	11-26-1994	24
133	Anthony Dixon	11-28-2009	29
131	Chris Relf	11-28-2009	15
129	John Bond	11-19-1983	30
125	Anthony Dixon	11-25-2006	25
121	Keytaon Thompson	11-23-2017	26
121	Dontae Walker	11-23-2000	14
121	Dicenzo Miller	11-22-2001	22
119	James Johnson	11-29-1997	21
118	Joe Fortunato	11-29-1952	21
117	Nick Fitzgerald	11-22-2018	18
109	Don Smith	11-22-1986	21
108	Kylin Hill	11-22-2018	17
101	Michael Haddix	11-20-1982	15
100	Wally Beech	12-2-1950	19

INDIVIDUAL 100-YARD RECEIVING GAMES (12)

Yds.	Player	Date	Rec.
194	David Smith	11-27-1969	14
146	Chad Bumphis	11-24-2012	6
143	Mardye McDole	11-25-1978	7
140	LaDarius Perkins	11-27-2010	3
126	Mardye McDole	11-19-1977	6
117	Fred Ross	11-28-2015	12
117	De'Runya Wilson	11-29-2014	8
116	Justin Jenkins	11-22-2001	7
115	Ray Ray Bivines	11-28-2002	6
110	Danny Knight	11-20-1982	3
103	Bill Buckley	11-25-1972	6
101	Anthony Dixon	11-23-2007	7

INDIVIDUAL 250-YARD PASSING GAMES (8)

Yds.	Player	Date
340	Kevin Fant	11-28-2002
306	Dave Marler	11-25-1978
290	Tommy Pharr	11-27-1969
288	Chris Relf	11-27-2010
282	Dak Prescott	11-29-2014
268	Tyler Russell	11-24-2012
263	Kevin Fant	11-22-2001
254	Dak Prescott	11-28-2015

EGG BOWL RECORDS

TEAM RECORDS

Points Scored	65 by MSU (1915)
Margin of Victory	65 [65-0] by MSU (1915)
Passing Yards	363 by MSU (1978)
Rushing Yards	457 by MSU (2016)
Total Offensive Yards	566 by MSU (2016)
Sacks	11 by Ole Miss (2008)
Interceptions Thrown	5 by MSU (1950, 1972)

INDIVIDUAL RECORDS

Rushes	40 by Deuce McAllister, Ole Miss (1998) Michael Davis, MSU (1993) Kayo Dottley, Ole Miss (1949)
Rushing Yards	258 by Nick Fitzgerald, MSU (2016)
Rushing Touchdowns	7 by Showboat Boykin, Ole Miss (1951)

INDIVIDUAL RECORDS

Passing Attempts	45 by Tony Shell, MSU (1988)
Passing Yards	340 by Kevin Fant, MSU (2002)
Passing Touchdowns	4 by Jevan Sneed, Ole Miss (2008)
Receptions	14 by David Smith, MSU (1969)
Receiving Yards	194 by David Smith, MSU (1969)
Field Goals	3 by Artie Cosby, MSU (1983) Kinney Jordan, MSU (1976) James C. Elmer, Ole Miss (1906)

LONGEST PLAYS

Rush	91 by Jaylen Walton, Ole Miss (2014)
Pass	84 by Omarr Conner to Ty Freeman, MSU (2004)
Punt	77 by John Bruce, Ole Miss (1944)
Field Goal	51 by Artie Cosby, MSU (1983)
Kickoff Return	100 by Jameon Lewis, MSU (2012)
Punt Return	78 by Ray Hapes, Ole Miss (1937)

2019 TEAM COMPARISONS

Statistic	MISSISSIPPI STATE			OLE MISS		
	Value	FBS	SEC	Value	FBS	SEC
3rd Down Conversion Pct	0.397	69	7	0.369	98	10
3rd Down Conversion Pct Defense	0.376	52	9	0.404	76	12
4th Down Conversion Pct	0.400	106	11	0.500	74	5
4th Down Conversion Pct Defense	0.500	58	11	0.611	102	13
Blocked Kicks	-	-	-	-	-	-
Blocked Kicks Allowed	0	1	1	2	93	13
Blocked Punts	-	-	-	-	-	-
Blocked Punts Allowed	0	1	1	1	82	10
Completion Percentage	0.578	89	8	0.559	101	11
Defensive TDs	2	25	5	-	-	-
Fewest Penalties	65	53	5	54	16	1
Fewest Penalties Per Game	5.91	53	5	4.91	16	1
Fewest Penalty Yards	517	30	2	551	41	3
Fewest Penalty Yards Per Game	47.00	30	2	50.09	41	3
First Downs Defense	218	50	10	252	108	14
First Downs Offense	241	52	7	248	37	4
Fumbles Lost	10	107	13	7	54	7
Fumbles Recovered	11	9	2	5	93	9
Kickoff Return Defense	20.03	47	7	17.93	17	5
Kickoff Returns	17.10	115	14	24.20	22	1
Net Punting	37.35	90	12	36.92	100	13
Passes Had Intercepted	10	86	11	5	16	3
Passes Intercepted	9	53	8	10	37	6
Passing Offense	182.2	107	12	189.4	102	11
Passing Yards Allowed	241.0	84	13	293.7	122	14
Passing Yards per Completion	12.60	55	4	12.18	67	6
Punt Return Defense	10.47	99	9	11.67	112	10
Punt Returns	4.36	113	13	6.58	80	12
Red Zone Defense	0.800	39	8	0.861	93	14
Red Zone Offense	0.846	60	7	0.882	41	5
Rushing Defense	149.5	62	11	132.0	34	8
Rushing Offense	228.5	19	3	261.5	7	1
Sacks Allowed	2.18	77	10	1.55	33	5
Scoring Defense	28.8	73	12	27.0	61	11
Scoring Offense	28.2	75	7	27.2	80	8
Tackles for Loss Allowed	5.18	38	7	6.09	78	13
Team Passing Efficiency	132.16	78	7	120.58	101	10
Team Passing Efficiency Defense	143.88	92	12	141.76	85	11
Team Sacks	1.64	98	13	2.73	28	2
Team Tackles for Loss	4.8	109	13	5.9	70	8
Time of Possession	31:58	27	4	28:12	102	12
Total Defense	390.5	66	11	425.7	88	12
Total Offense	410.6	63	8	450.8	31	3
Turnover Margin	0.00	63	10	0.27	44	6
Turnovers Gained	20	17	3	15	69	8
Turnovers Lost	20	106	13	12	21	3

INSIDE THE SERIES VS. OLE MISS

MISSISSIPPI STATE VS. OLE MISS: ALL-TIME RESULTS (OLE MISS LEADS, 64-44-6)

10/28/1901:	MSU, 17-0	at Starkville	11/28/1953:	Tied, 7-7	at Starkville	11/28/2002:	^UM, 24-12	at Oxford, Miss.
10/25/1902:	UM, 21-0	at Starkville	11/27/1954:	UM, 14-0	at Oxford, Miss.	11/27/2003:	^UM, 31-0	at Starkville
11/14/1903:	Tied, 6-6	at Oxford, Miss.	11/26/1955:	UM, 26-0	at Starkville	11/27/2004:	UM, 20-3	at Oxford, Miss.
10/22/1904:	UM, 17-5	at Columbus, Miss.	12/1/1956:	UM, 13-7	at Oxford, Miss.	11/26/2005:	MSU, 35-14	at Starkville
11/30/1905:	^MSU, 11-0	at Jackson, Miss.	11/30/1957:	Tied, 7-7	at Starkville	11/25/2006:	UM, 20-17	at Oxford, Miss.
11/25/1906:	UM, 29-5	at Jackson, Miss.	11/29/1958:	UM, 21-0	at Oxford, Miss.	11/23/2007:	MSU, 17-14	at Starkville
11/28/1907:	^MSU, 15-0	at Jackson, Miss.	11/28/1959:	UM, 42-0	at Starkville	11/28/2008:	UM, 45-0	at Oxford, Miss.
11/20/1908:	MSU, 44-6	at Jackson, Miss.	11/26/1960:	UM, 35-9	at Oxford, Miss.	11/28/2009:	MSU, 41-27	at Starkville
11/25/1909:	^UM, 9-5	at Jackson, Miss.	12/2/1961:	UM, 37-7	at Starkville	11/27/2010:	MSU, 31-23	at Oxford, Miss.
11/24/1910:	^UM, 30-0	at Jackson, Miss.	12/1/1962:	UM, 13-6	at Oxford, Miss.	11/26/2011:	MSU, 31-3	at Starkville
11/30/1911:	^MSU, 6-0	at Jackson, Miss.	11/30/1963:	Tied, 10-10	at Starkville	11/24/2012:	UM, 41-24	at Oxford, Miss.
11/6/1915:	MSU, 65-0	at Tupelo, Miss.	12/5/1964:	MSU, 20-17	at Oxford, Miss.	11/28/2013:	^MSU, 17-10 (OT)	at Starkville
11/3/1916:	MSU, 36-0	at Tupelo, Miss.	11/27/1965:	UM, 21-0	at Starkville	11/29/2014:	UM, 31-17	at Oxford, Miss.
11/3/1917:	MSU, 41-14	at Tupelo, Miss.	11/26/1966:	UM, 24-0	at Oxford, Miss.	11/28/2015:	UM, 38-27	at Starkville
11/28/1918:	^MSU, 34-0	at Starkville	12/2/1967:	UM, 10-3	at Starkville	11/26/2016:	MSU, 55-20	at Oxford, Miss.
12/7/1918:	MSU, 13-0	at Oxford, Miss.	11/30/1968:	Tied, 17-17	at Oxford, Miss.	11/23/2017:	^UM, 31-28	at Starkville
11/8/1919:	MSU, 33-0	at Clarksdale, Miss.	11/27/1969:	^UM, 48-22	at Starkville	11/22/2018:	^*MSU, 35-3	at Oxford, Miss.
11/6/1920:	MSU, 20-0	at Greenwood, Miss.	11/21/1970:	MSU, 19-14	at Oxford, Miss.			
10/29/1921:	MSU, 21-0	at Greenwood, Miss.	11/25/1971:	^UM, 48-0	at Starkville			
10/21/1922:	MSU, 19-13	at Jackson, Miss.	11/25/1972:	UM, 51-14	at Oxford, Miss.			
10/20/1923:	MSU, 13-6	at Jackson, Miss.	11/24/1973:	UM, 38-10	at Jackson, Miss.			
10/18/1924:	MSU, 20-0	at Jackson, Miss.	11/23/1974:	MSU, 31-13	at Jackson, Miss.			
10/24/1925:	MSU, 6-0	at Jackson, Miss.	11/22/1975:	UM, 13-7	at Jackson, Miss.			
11/25/1926:	^UM, 7-6	at Starkville	11/20/1976:	^MSU, 28-11	at Jackson, Miss.			
11/25/1927:	^UM, 20-12	at Oxford, Miss.	11/19/1977:	^MSU, 18-14	at Jackson, Miss.			
11/29/1928:	^UM, 20-19	at Starkville	11/25/1978:	UM, 27-7	at Jackson, Miss.			
11/28/1929:	^Tied, 7-7	at Oxford, Miss.	11/24/1979:	UM, 14-9	at Jackson, Miss.			
11/27/1930:	^UM, 20-0	at Starkville	11/22/1980:	MSU, 19-14	at Jackson, Miss.			
11/26/1931:	^UM, 25-14	at Oxford, Miss.	11/21/1981:	UM, 21-17	at Jackson, Miss.			
11/24/1932:	^UM, 13-0	at Starkville	11/20/1982:	MSU, 27-10	at Jackson, Miss.			
12/2/1933:	UM, 31-0	at Oxford, Miss.	11/19/1983:	UM, 24-23	at Jackson, Miss.			
12/1/1934:	UM, 7-3	at Jackson, Miss.	11/24/1984:	UM, 24-3	at Jackson, Miss.			
11/30/1935:	UM, 14-6	at Oxford, Miss.	11/23/1985:	UM, 45-27	at Jackson, Miss.			
11/21/1936:	MSU, 26-6	at Starkville	11/22/1986:	UM, 24-3	at Jackson, Miss.			
11/30/1937:	^MSU, 9-7	at Oxford, Miss.	11/21/1987:	MSU, 30-20	at Jackson, Miss.			
11/26/1938:	UM, 19-6	at Starkville	11/26/1988:	UM, 33-6	at Jackson, Miss.			
11/25/1939:	MSU, 18-6	at Oxford, Miss.	11/25/1989:	UM, 21-11	at Jackson, Miss.			
11/23/1940:	MSU, 19-0	at Starkville	11/24/1990:	UM, 21-9	at Jackson, Miss.			
11/29/1941:	MSU, 6-0	at Oxford, Miss.	11/23/1991:	MSU, 24-9	at Starkville			
11/28/1942:	MSU, 34-13	at Starkville	11/28/1992:	UM, 17-10	at Oxford, Miss.			
11/25/1944:	UM, 13-8	at Oxford, Miss.	11/27/1993:	MSU, 20-13	at Starkville			
11/24/1945:	UM, 7-6	at Starkville	11/26/1994:	MSU, 21-17	at Oxford, Miss.			
11/23/1946:	MSU, 20-0	at Oxford, Miss.	11/25/1995:	UM, 13-10	at Starkville			
11/29/1947:	UM, 33-14	at Starkville	11/30/1996:	MSU, 17-0	at Oxford, Miss.			
11/27/1948:	UM, 34-7	at Oxford, Miss.	11/29/1997:	UM, 15-14	at Starkville			
11/26/1949:	UM, 26-0	at Starkville	11/26/1998:	^MSU, 28-6	at Oxford, Miss.			
12/2/1950:	UM, 27-20	at Oxford, Miss.	11/25/1999:	^MSU, 23-20	at Starkville			
12/1/1951:	UM, 49-7	at Starkville	11/23/2000:	^UM, 45-30	at Oxford, Miss.			
11/29/1952:	UM, 20-14	at Oxford, Miss.	11/22/2001:	^MSU, 36-28	at Starkville			

at Starkville: UM, 22-14-3
at Oxford: UM, 23-12-3
at Neutral Sites: UM, 19-18

^ - on Thanksgiving Day
* - forfeited
& - vacated

INSIDE THE SERIES VS. OLE MISS

MSU-OLE MISS SERIES NOTABLES

- This is the 116th meeting between Mississippi State and Ole Miss.
- This is the 92nd edition of the Battle for the Golden Egg.
- The Golden Egg trophy has been given to the winning team every year since 1927 as a joint agreement by the student bodies.
- Given the nickname "Egg Bowl" by Clarion-Ledger sportswriter Tom Patterson in 1979.
- Ole Miss leads the all-time series 64-44-6.
- Since 2004, the home team has won every game but five.
- The visiting team has won the last four meetings.
- In 2016 in Oxford, State recorded the largest margin of victory in the series since 1916 in a 55-20 win ... The 55 points were the most by MSU since 1915.
- This will be the 26th meeting between the two teams on Thanksgiving.
- MSU owns a 10-14-1 record on Thanksgiving vs. the Rebels but has won two of the last three played on the holiday.
- It was first played on Thanksgiving in 1905, a game won by MSU 11-0.
- The game will be played next year on Thanksgiving in Oxford.
- 96 miles separate the two campuses.
- The two teams first played in 1901 with the Bulldogs winning 17-0.
- The Egg Bowl is the 10th longest uninterrupted rivalry in college football.
- While then-Mississippi A&M began playing football in 1885, and Mississippi two years earlier, the schools did not meet until October 28, 1901.
- In 1901, the Mississippi Rebels were returning from playing Alabama in Tuscaloosa, and stopped in Starkville for a game with the A&M Aggies.
- The inaugural meeting was contested on the south end of campus, on a field used until recently for practice by the Famous Maroon Band. The Aggies, who had played only seven previous football games, scored the first points in school history that day and shut out the visitors 17-0.
- The series has been interrupted only twice, with no games from 1912-14 and in 1943.
- There were two meetings in one season, in 1918, with A&M winning both: 34-0 at Starkville and 13-0 at Oxford.
- Two of the three largest fourth-quarter comebacks in MSU history have come against Ole Miss ... Most recently, in 2007, State trailed 14-0 with 7:51 to go before it took the lead with 12 seconds left to win 17-14 ... In 1999, MSU trailed 20-6 at the 12:49 mark and came back to win 23-20.
- The Bulldogs also erased a 14-point deficit with 5:22 to go in the second quarter in 1977 and won 18-14.
- MSU has won on its last possession three times ... In 1999, Scott Westerfield kicked a 44-yard FG with 4 seconds left ... In 2007, Adam Carlson kicked a 48-yard FG with 12 seconds remaining ... In 2013, Dak Prescott scored the game winner on a 3-yard run in overtime (the only overtime game in the all-time series)
- State's 457 yards rushing in 2016 at Ole Miss are its most against the Rebels and its fifth-most in a single game in school history.
- The most yards the Bulldogs have ever totaled in a single game against Ole Miss also came in 2016, 566 yards.
- Nick Fitzgerald set the MSU single-game rushing record with 258 yards in 2016.
- LaDarius Perkins owns the most all-purpose yardage in a single game against Ole Miss with 319 - 140 receiving, 98 rushing, 65 kick return, 16 punt return
- Greg Favors set State's single-game sack record with 5.5 against Ole Miss in 1996.
- One Bulldog has recorded three interceptions in the same game against the Rebels three different times in school history - Jeramie Johnson in 2005, Billy Stacy in 1958 and Billy Murphy in 1946

NOTABLE GAMES IN THE SERIES

2018: Nick Fitzgerald ran for two touchdowns and threw for another score to lead No. 22 Mississippi State over Ole Miss 35-3 on Thanksgiving night. MSU thrived in the ground game, racking up 309 yards behind 100-yard games from both Fitzgerald and Kylin Hill, who pounded out 117 and 108 yards, respectively. Through the air, State amassed 111 yards to total 420 yards of offense in the victory. Fitzgerald accounted for 228 yards and three touchdowns. Hill and Aeris Williams each had touchdown runs in the contest and Dedrick Thomas had a scoring reception. Defensively, the Maroon and White was as dominant as ever—especially against the Rebels' running game. The Bulldogs' stout defensive unit held Ole Miss to just 189 yards of total offense and a staggering 37 on the ground.

2017: Nick Fitzgerald fractured his right ankle with MSU trailing 7-0 with 9:13 remaining in the first quarterback, and five turnovers proved to be costly for the Bulldogs in a 31-28 loss to Ole Miss on a cold Thanksgiving night in Davis Wade Stadium. Fitzgerald was carted off the field and then spelled by true freshman Keytaon Thompson, who registered his first career 100-yard rushing game. Thompson ran for a score and threw for a score. MSU outgained the Rebels 501-355 on the night. The Bulldogs nearly rallied from a 31-13 fourth-quarter deficit.

2016: MSU recorded its largest Egg Bowl victory since 1916 as quarterback Nick Fitzgerald accounted for 367 yards and five touchdowns in a 55-20 romp of Ole Miss in Oxford. Fitzgerald shattered the MSU single-game record for rushing yards, carrying 14 times for 258 yards and two touchdowns to break Anthony Dixon's mark. Fitzgerald averaged a school-record 18.4 yards per carry, which was the highest by an SEC player in a conference game in league history. A home victory for the Rebels would have clinched bowl eligibility, while a win for MSU have gave the 5-7 Bulldogs a chance to play in a bowl game due to the MSU's superior Academic Progress Rate.

2014: No. 4 Mississippi State fell to No. 18 Ole Miss by a score of 31-17 on the road at Vaught-Hemingway Stadium. State came in with a 10-1 overall record, 6-1 in SEC play. A win for the Bulldogs, plus a loss by Alabama in the Iron Bowl, would have given MSU the SEC West Championship and a berth in the SEC Championship Game. Ole Miss entered the game at No. 19, marking only the fifth time in the series history, and the first since 1999, that both teams entered the Egg Bowl ranked. The win was highlighted by a dominant performance from Ole Miss running back Jaylen Walton, who had a career-high with 148 yards rushing including a 91-yard touchdown.

2013: In below freezing temperatures and in front of a raucous home crowd, Mississippi State powered its way to an overtime victory against arch rival Ole Miss Thanksgiving night, winning the 110th edition of the Egg Bowl 17-10 at Davis Wade Stadium to close out the 2013 regular season. MSU's defense was key in securing an overtime victory for State, stripping the ball away from Ole Miss quarterback Bo Wallace and recovering it in the end zone to end the game. Sophomore quarterback Dak Prescott didn't make an appearance until the fourth quarter, but his late-game drive led to the tying field goal at 10-10 and then he took the ball into the end zone himself in overtime to score the winning points, before the drive on which the Rebels' Wallace fumbled. Prescott, who was not expected to play the game at all, relieved freshman Damian Williams.

2009: Chris Relf ran for a career-high 131 yards and senior running back Anthony Dixon set MSU's single-season rushing record as State (5-7,3-5 SEC) reclaimed the Golden Egg with a 41-27 win against No. 25 Ole Miss (8-4, 4-4 SEC). Relf scored on his feet and in the air, rushing for one touchdown and passing for two more as he completed three of his five attempts for 43 yards. Relf also combined with Dixon for 264 of the Bulldogs' 317 rushing yards as the pair became the first MSU duo to rush for 100 or more yards in a game since Fred Reid and Jerious Norwood each passed the century mark against Kentucky in 2004. Cornerback Corey Broomfield sealed the 41-27 win by returning an interception for a touchdown in the fourth quarter.

2007: State's offense couldn't get in sync for three-and-a-half quarters, but the Bulldogs manufactured three scores in the final 7:51 to rally and post an improbable 17-14 comeback victory in the 104th meeting between the teams at Davis Wade Stadium. The game-turning play was Derek Pegues' 75-yard punt return TD to tie the game, 14-14. Adam Carlson's 48-yard field goal with just 12 seconds to go proved to be the game-winner.

1999: In one of the most miraculous comebacks in school history and commonly known as "The Kick and the Pick," State earned a dramatic 23-20 victory over Ole Miss on Thanksgiving in Starkville. Trailing 20-6, MSU tied the game thanks to a fourth-quarter rally. With the score at 20-20 and 20 seconds remaining, instead of playing for overtime, the Rebels decided to run a play, deep in their own territory. Ole Miss QB Romero Miller tossed a deep pass, which was deflected by the hands and then the foot of MSU CB Robert Bean before being intercepted by Eugene Clinton and returned deep into the Rebels' territory. On the next play, with 8 seconds left, Bulldog kicker Scott Westerfield kicked a 44-yard game-winning field goal.

1998: The Bulldogs earned a spot in the SEC Championship Game with a 28-6 win over the Rebels in Oxford. James Johnson ran for two touchdowns in the first half as the Bulldogs won their third straight game and captured the SEC West title.

NOTEBOOK

MOORHEAD LOOKING TO JOIN ELITE BATTLE FOR GOLDEN EGG COMPANY

Joe Moorhead is seeking to become just the second MSU head coach since the end of World War II to defeat Ole Miss in his first two meetings. Dan Mullen won his first three meetings against the Rebels from 2009-11. Moorhead won his debut Egg Bowl 35-3 last year in Oxford, representing the largest margin of victory ever by a first-year MSU head coach in the rivalry contest. Seven Bulldog coaches in the 120-year history of the program have defeated Ole Miss in their first two meetings. The list is below:

Head Coach	Years Won
Fred Furman	1907-08
E.C. Hayes	1915-16
Sid Robinson	1917-18 (won first three)
Fred Holtkamp	1920-21
Earl Able	1923-24
Allyn McKeen*	1939-40 (won first four)
Dan Mullen	2009-10 (won first three)

* - denotes College Football Hall of Famer

12 GRADUATES ON MSU'S ROSTER

Name	Pos.	Degree
Lee Autry	DT	Interdisciplinary Studies
Brian Cole II	S	Interdisciplinary Studies
Malik Dear	WR	Kinesiology
Jaquarius Landreows	S	Interdisciplinary Studies
Alec Murphy	RB	Marketing
Chauncey Rivers	DE	Interdisciplinary Studies
Tommy Stevens	QB	Telecommunications ^
Michael Story	OL	Kinesiology
Dedrick Thomas	WR	Psychology
Tim Washington	LB	Industrial Technology
Evans Wilkerson	OL	Accounting
Isaiah Zuber	WR	Sociology/Criminology +



^ - degree earned at Penn State

+ - degree earned at Kansas State

NINE STRAIGHT BOWL APPEARANCES

Mississippi State is on a school-record streak of nine consecutive bowl appearances, joining Alabama, Georgia, LSU and Texas A&M as the only SEC schools to go to a bowl game every season this decade. The Bulldogs appeared in their first-ever Outback Bowl last season, the program's highest bowl game since the 2014 Orange Bowl.

FROM STATE TO SUNDAYS

Bulldogs continue to dominate NFL rosters in 2019 with over 30 players on active rosters or practice squads. Five current active Bulldogs have been selected to the Pro Bowl during their careers, including Dallas Cowboys starting quarterback Dak Prescott, Philadelphia Eagles defensive tackle Fletcher Cox, Houston Texans linebacker Benardrick McKinney, Detroit Lions cornerback Darius Slay and Seattle Seahawks linebacker K.J. Wright. In the spring of 2019, a school-record eight Bulldogs were invited to the NFL Combine. In April, three MSU players were called in the first round of the 2019 NFL Draft – a first in program history – as Jeffery Simmons (No. 19 – Tennessee), Montez Sweat (No. 26 – Washington) and Johnathan Abram (No. 27 – Oakland) were all selected.

FIVE TEAM CAPTAINS

The five 2019 team captains are safety **Brian Cole II**, punter **Kody Schexnayder**, quarterback **Tommy Stevens**, linebacker **Erroll Thompson** and center **Darryl Williams**. The captains are selected in a vote entirely by their teammates. Thompson and Williams were tabbed captains following MSU's spring game on April 13. Cole, Schexnayder and Stevens were revealed on Aug. 25 following a vote during preseason camp.

19 BULLDOGS HAVE MADE THEIR FIRST CAREER START IN 2019

Bulldogs making their first career start this season (19 – 9 offense, 10 defense): DE **Chauncey Rivers** (at Louisiana), DT **Jaden Crumedy** (at Louisiana), DT **Fabien Lovett** (at Louisiana), DE **Marquiss Spencer** (at Louisiana), LT **Tyre Phillips** (at Louisiana), LG **Dareuan Parker** (at Louisiana), WR **Cameron Gardner** (at Louisiana), QB **Tommy Stevens** (at Louisiana), LG **Tommy Champion** (Southern Miss), CB **Tyler Williams** (Kansas State), QB **Garrett Shrader** (Kentucky), WR **Isaiah Zuber** (Kentucky), TE **Geor'quarius Spivey** (Kentucky), CB **Martin Emerson** (LSU) CB **Jarrian Jones** (at Texas A&M), RG **LaQuinston Sharp** (at Arkansas), S **Marcus Murphy** (at Arkansas), S **Shawn Preston Jr.** (Abilene Christian) and DT **Nathan Pickering** (Abilene Christian).

19 BULLDOGS HAVE MADE THEIR FIRST APPEARANCE IN 2019

Bulldogs making their first career appearances this season (19): CB **Martin Emerson Jr.** (at Louisiana), CB **Jarrian Jones** (at Louisiana), WR **JaVonta Payton** (at Louisiana), QB **Tommy Stevens** (at Louisiana), WR **Isaiah Zuber** (at Louisiana), S **Collin Duncan** (at Louisiana), S **Aadreekis Conner** (at Louisiana), S **Fred Peters** (at Louisiana), OL **LaQuinston Sharp** (at Louisiana), LS **Paul Blackwell** (at Louisiana), DT **Nathan Pickering** (Southern Miss), QB **Garrett Shrader** (Southern Miss), DE **De'Monte Russell** (Southern Miss), RB **Lee Witherspoon** (Southern Miss), CB **J.P. Purvis** (Southern Miss), OL **Charles Cross** (Southern Miss), OL **Nick Pendley** (at Arkansas), CB **Dylan Lawrence** (Abilene Christian), DE **Jack Harris** (Abilene Christian).

NOVEMBER DAWGS

The Bulldogs enter Thursday's game winners of five of their last seven games in the month of November, dating back to 2018. State's only November losses during that span are a 24-0 setback on Nov. 10, 2018 at No. 1 Alabama and a 38-7 loss to the No. 5 Crimson Tide on Nov. 16. MSU has scored 35+ points in all five of those November victories, including 45 against Louisiana Tech on Nov. 3, 2018; 52 against Arkansas on Nov. 17, 2018; 35 at Ole Miss on Nov. 22, 2018; 54 at Arkansas on Nov. 2, 2019 and 45 against Abilene Christian on Nov. 23, 2019.

SEASON-ENDING INJURIES

Player	Injury	Notable
DE Fletcher Adams	Lower Body	Injured at A&M (10/26); 45 games played
S C.J. Morgan	Lower Body	Injured vs. Alabama (11/16); Starting SS; 32 games played
CB Maurice Smitherman	Lower Body	Injured in practice LSU week; Starting CB; 42 games played
DT Cameron Young	Lower Body	Injured at Arkansas (11/2); Reserve DT

THREE 600+ TOTAL OFFENSE GAMES IN JOE MOORHEAD ERA

Three of MSU's eight 600+ yard total offense games in school history were produced during **Joe Moorhead's** first 22 games as head coach. The Bulldogs' three such games are tied for the fourth most in the SEC during that span. State's most recent 600+ yard game came on Nov. 2 at Arkansas when the Bulldogs finished the day with 640, their most ever in an SEC game and fourth most in any game. MSU's other two 600+ yard games were produced last season against Stephen F. Austin on Sept. 1, 2018 (618 yards) and against Louisiana on Sept. 15, 2018 (607 yards).

600+ YARD TOTAL OFFENSE GAMES IN MSU HISTORY

No.	Opponent (Site)	Date
669	Samford (Starkville)	10-29-2016
647	Northwestern State (Starkville)	9-19-2015
645	Memphis (Memphis)	9-1-2011
640	Arkansas (Fayetteville)	11-2-2019
631	Arkansas (Fayetteville)	11-21-2015
618	Stephen F. Austin (Starkville)	9-1-2018
607	Louisiana (Starkville)	9-15-2018
605	Georgia Tech (Miami)	12-31-2014

> **BOLD** indicates achieved under Joe Moorhead

50 BURGER

For the ninth straight year, State produced 50+ points in at least one game when it racked up 54 on Nov. 2 at Arkansas. The 54 points were MSU's most in an SEC game since the Bulldogs' 55-20 win at Ole Miss on Nov. 26, 2016. State has put up 50+ points four times since 2018, tied for the fourth most in the SEC during that span. The Bulldogs are one of just four SEC teams to log multiple 50+ point games against SEC opponents during that stretch. MSU has scored 50+ points 17 times over the last 15 seasons and is 17-0 in those games.

NOTING MSU'S RUN GAME

MSU has boasted one of the nation's top rushing attacks since the start of 2016, averaging an SEC-best 233.6 yards per game during that span.

- Topped the 300-yard rushing mark twice this season, third most in the SEC
- Logged 200+ yards in seven games this year, the second most in the SEC
- Logged a season-high 460 rushing yards at Arkansas on Nov. 2
- The 460 rushing yards are a school record for an SEC game and fourth overall
- Rushed for 200+ yards 32 times since 2016, which is tied for second in the SEC
- Topped 200 yards on the ground in 15 of 24 games under **Joe Moorhead**
- Rushed for 200+ yards in eight games in 2016 and nine times in 2017
- Under Moorhead, MSU is 12-3 when eclipsing the 200-yard mark on the ground
- Averaging 228.5 rushing yards per game this season, which is third in the SEC
- Second in the SEC (20th, FBS) in 2018 in rush yards/game (223.62) and second in the SEC (12th, FBS) in yards/carry (5.66)
- 21-2 record since 2016 when rushing for 250+ yards
- Six 250-yard rushing games in 2018 were the second-most in the SEC behind Georgia (8)

SEC LEADERS IN 200+ YARDS RUSHING GAMES SINCE 2018

Rank	School	200+ Yard Rush Games	Record When
1.	Mississippi State	15	12-3
2.	Georgia	14	14-0
T-3.	Ole Miss	13	8-5
T-3.	Kentucky	13	12-1
5.	Texas A&M	12	11-1

> 7 of MSU's 200-yard rushing games since 2018 have been vs. SEC teams (T-3rd in SEC).

TOPPING 300 ON THE GROUND

MSU's 45-7 win against Abilene Christian last week featured the sixth 300-yard rushing game under **Joe Moorhead**. That's tied for the most in the SEC since the start of the 2018 season.

Rank	School	300+ Yard Rush Games	Record When
T-1.	Mississippi State	6	6-0
T-1.	Kentucky	6	6-1
T-3.	Georgia	4	4-0
T-3.	Ole Miss	4	3-1
T-5.	Auburn	3	3-0
T-5.	Texas A&M	3	3-0

MSU IS 12-0 SINCE 2014 WHEN RUSHING FOR 300+ YARDS

State has topped the 300-yard rushing mark 12 times since 2014 and of those 12 games, three have been against ranked opponents, seven have been against SEC opponents and seven have come on the road. Those 12 total 300-yard rushing games during that span are the third-most in the SEC. Auburn leads the way with 17.

Date	Opponent	Score	Rushing Yards
9-20-14	at #8 LSU	W, 34-29	302
10-25-14	at Kentucky	W, 45-31	326
11-5-16	#4 Texas A&M	W, 35-28	365
11-26-16	at Ole Miss	W, 55-20	457
9-9-17	at Louisiana Tech	W, 57-21	327
10-14-17	BYU	W, 35-10	306
9-8-18	at Kansas State	W, 31-10	384
9-15-18	Louisiana	W, 56-10	331
10-6-18	#8 Auburn	W, 23-9	349
11-22-18	at Ole Miss	W, 35-3	309
11-2-19	at Arkansas	W, 54-24	460
11-23-19	Abilene Christian	W, 45-7	372

SAME GAME 100-YARD RUSHING GAMES SINCE 2016

Since 2016 (twice this season), MSU has had multiple 100-yard rushers in the same game 11 times.

Opponent	Date	Yards Rushing
#4 Texas A&M	11-5-16	Nick Fitzgerald (182), Aeris Williams (140)
at Ole Miss*	11-26-16	Nick Fitzgerald (258), Aeris Williams (191)
at Louisiana Tech	9-9-17	Nick Fitzgerald (111), Aeris Williams (107)
BYU	10-14-17	Aeris Williams (114), Nick Fitzgerald (103)
UMass	11-4-17	Nick Fitzgerald (135), Aeris Williams (114)
at Kansas State*	9-8-18	Nick Fitzgerald (159), Kylin Hill (211)
Louisiana	9-16-18	Nick Fitzgerald (107), Aeris Williams (101)
#8 Auburn	10-6-18	Nick Fitzgerald (195), Kylin Hill (126)
at Ole Miss	11-22-18	Nick Fitzgerald (117), Kylin Hill (108)
Kentucky	9-21-19	Garrett Shrader (125), Kylin Hill (120)
at Arkansas**^	11-2-19	Kylin Hill (234), Nick Gibson (129)

* - denotes the only three games in MSU history with a 200-yard rusher and 100-yard rusher

^ - denotes the first time in MSU history with a 200-yard RB and 100-yard RB

TAKEAWAYS, TURNOVER MARGIN IN 2019

After ranking sixth in the SEC in total takeaways with 20 in 2018, "Hunting the Ball" was a major point of emphasis this past offseason for the Bulldogs' defense. State has racked up 20 takeaways in 11 games this season (T-3rd in SEC, T-20th in FBS).

- Had 15 takeaways through the first 11 games last season compared to 20 this season
- Gained 11 fumbles in 2019 (2nd in SEC, T-9th in FBS)
- Recorded multiple takeaways in seven games this season (had 2 interceptions last week)
- Gained at least one fumble in five games
- Gained three fumbles three times (at Louisiana, vs. Kansas State, at Auburn)
- Picked off at least one pass in six contests
- Logged multiple INTs three times (vs. Southern Miss, at Tennessee, vs. Abilene Christian)

MSU'S TAKEAWAYS SINCE NOVEMBER 18, 2017 AT ARKANSAS

Date	Opponent	Takeaway
11/18/17	Arkansas	FF by Johnathan Abram (FR by Marquiss Spencer)
11/23/17	Ole Miss	FF by Erroll Thompson (FR by Jeffery Simmons) INT by Mark McLaurin
12/30/17	Louisville	3 INT by Mark McLaurin INT by Cameron Dantzler
9/1/18	Stephen F. Austin	INT by C.J. Morgan
9/8/18	Kansas State	INT by Erroll Thompson
9/15/18	Louisiana	INT by Johnathan Abram
9/22/18	Kentucky	INT by Brian Cole
9/29/18	Florida	INT by Cameron Dantzler
10/6/18	Auburn	FR by Joel Baldwin on muffed punt FF by Mark McLaurin (FR by Kobe Jones)
10/20/18	LSU	INT by Cameron Dantzler
10/27/18	Texas A&M	INT by Erroll Thompson
11/3/18	LA Tech	INT by Stephen Adegoke
11/10/18	Alabama	FR by Braxton Hoyett INT by Willie Gay Jr.
11/17/18	Arkansas	FF by Johnathan Abram (FR by Johnathan Abram) INT by C.J. Morgan
11/17/18	Arkansas	FF by Chris Rayford (FR by Chris Rayford)
11/22/18	Ole Miss	FF by Jeffery Simmons (FR by Willie Gay) INT by Johnathan Abram INT by Maurice Smitherman
1/1/19	Iowa	FF by Stephen Adegoke (FR by Mark McLaurin) INT by Willie Gay Jr.
8/31/19	Louisiana	INT by Cameron Dantzler FR by Brian Cole II on backward pass FR by Erroll Thompson on TEAM sack FF by Marquiss Spencer (FR by Cameron Dantzler)
9/7/19	Southern Miss	FF by Marquiss Spencer (FR by Tyler Williams) INT by Martin Emerson INT by C.J. Morgan

9/14/19	Kansas State	FR by Paul Blackwell FF by Stewart Reese (FR by Darryl Williams) FR by Jarrian Jones
9/21/19	Kentucky	INT by Willie Gay Jr.
9/28/19	Auburn	2 FR by Leo Lewis FR by Aaron Brule
10/12/19	Tennessee	INT by Cameron Dantzler INT by Brian Cole II
11/2/19	Arkansas	INT by Marcus Murphy FF by Martin Emerson (FR by Willie Gay Jr.)
11/23/19	Abilene Christian	INT by Jaquarius Landrews INT by Fred Peters

STATE HAS A TAKEAWAY IN 24 OF ITS LAST 27 GAMES

The Bulldogs have collected at least one takeaway in 24 of their last 27 games dating back to the 2017 season at Arkansas on Nov. 18. State has compiled 47 takeaways over the 27-game stretch. MSU had a takeaway streak of 22 straight games (longest active streak in the FBS) before it was unable to force a takeaway vs. No. 2 LSU on Oct 19.

MSU HAS AN INTERCEPTION IN 17 OF ITS LAST 23 GAMES

State has collected an interception in 18 of its last 24 games and has 22 total interceptions during that stretch. MSU carried a streak of nine straight games with a pickoff into the Kansas State game on Sept. 14, 2019, before it was ended.

The 22 pickoffs have been credited to 12 different players, including nine on the 2019 roster:

- S Jaquarius Landrews (1 vs. Abilene Christian, 2019)
- S Fred Peters (1 vs. Abilene Christian, 2019)
- S Marcus Murphy (1 at Arkansas, 2019)
- CB Cameron Dantzler (1 vs. Florida, 2018; 1 at LSU, 2018; 1 at Louisiana, 2019; 1 at Tennessee, 2019)
- S Brian Cole II (1 at Kentucky, 2018; 1 at Tennessee, 2019)
- LB Erroll Thompson (1 at Kansas State, 2018; 1 vs. Texas A&M, 2018)
- CB C.J. Morgan (1 vs. Stephen F. Austin, 2018; 1 vs. Arkansas, 2018; 1 vs. Southern Miss, 2019)
- LB Willie Gay Jr. (1 at Alabama, 2018; 1 vs. Iowa, 2018; 1 vs. Kentucky, 2019)
- CB Martin Emerson (1 vs. Southern Miss, 2019)
- CB Maurice Smitherman (1 at Ole Miss, 2018)
- S Johnathan Abram (1 vs. Louisiana, 2018; 1 at Ole Miss, 2018)
- CB Stephen Adegoke (1 vs. LA Tech, 2018)

HOLDING TEAMS TO FEWER THAN 200 YARDS RUSHING

Since the start of the 2018 season, MSU has held 21 of its 24 opponents below the 200-yard rushing mark, which is tied for the third most in the SEC during that stretch.

- Only three times has a team rushed for 200+ yards on the Bulldogs since 2018 - Kentucky in 2018 (229 yards), Auburn in 2019 (217) and Texas A&M in 2019 (207)
- 12 of those 21 games holding teams below 200 have been SEC games (T-3rd in the SEC)

SEC LEADERS HOLDING TEAMS BELOW 200-YARDS RUSHING SINCE 2018

Rank	School	Opp. Below 200+ Rushing	Record When
1.	Georgia	24	21-3
2.	Alabama	23	21-2
T-3.	Auburn	21	15-6
T-3.	Texas A&M	21	13-8
T-3.	Mississippi State	21	13-8

Rank	School	SEC Opp. Below 200+ Rushing	Record When
1.	Georgia	16	14-2
2.	Alabama	15	14-1
T-3.	Florida	12	10-2
T-3.	Mississippi State	12	6-6
T-3.	Auburn	12	6-6
T-3.	Missouri	12	4-8
T-3.	Texas A&M	12	6-6

SEC LEADERS IN HOLDING OPPONENTS BELOW 30 POINTS SINCE 2018

Rank	School	30+ Point Games Allowed
1.	Kentucky	1
T-2.	Auburn	2
T-2.	Georgia	2
T-4.	Texas A&M	4
T-4.	Florida	4
T-6.	Alabama	5
T-6.	Mississippi State	5

KYLIN HILL SNAP SHOT

Below is a look at where RB **Kylin Hill** ranks among all SEC player and among Power 5 RBs

Category	Stat	SEC Rank	P5 RBs
Attempts	208	1st	9th
Yards	1,215	1st	7th
Yards Per Carry (Min. 150)	5.8	5th	--
Yards Per Game	110.5	1st	8th
Touchdowns	10	T-3rd	T-13th
100-Yard Games	7	1st	T-3rd
150-Yard Games	4	1st	T-5th
200-Yard Games	1	T-1st	T-6th
First Downs	55	3rd	T-8th
10+ Yard Runs	37	1st	5th
20+ Yard Runs	11	T-4th	T-7th
30+ Yard Runs	5	T-8th	--
50+ Yard Runs	2	T-5th	--
60+ Yard Runs	1	T-5th	--

HILL'S QUICK HITS

- Leads SEC in total rushing yards (1,215) and rushing yards per game (110.5)
- Second in the SEC in rushing yards after contact (684)
- Only SEC player with 1,200+ rushing yards and 10+ rushing touchdowns this season
- Third MSU RB with 1,200+ rushing yards and 10+ rushing touchdowns in a season since 2000
- All 10 rushing touchdowns have come inside the red zone, which leads the SEC
- Eight of 10 rushing touchdowns have been against SEC opponents
- Found the end zone rushing in six different games this season
- Rushed for at least one TD in three of last four games, accumulating five during that span
- 726 rushing yards this season have come in the first half, which leads the SEC
- Explosive on 1st and 2nd downs, racking up 1,102 of his yards on those downs
- Five rushing touchdowns away from tying MSU's single-season record
- Needs 176 rushing yards to equal MSU's single-season rushing yards record

HILL EYES SEC RUSHING TITLE

One of the most electric running backs in college football, **Kylin Hill** became the 13th different player in MSU history to rush for 1,000+ yards in a single season after rushing for a career-high 234 yards at Arkansas on Nov. 2. It marked the fourth straight year that an MSU player rushed for 1,000+ yards in a single season. He is looking to become just the second player in MSU history to finish as the SEC's rushing leader (Anthony Dixon - 126.5 in 2009).

Below is a look at where Hill's numbers are as he heads into the Bulldogs' school and career top-10 rushing lists.

MSU RECORD BOOK WATCH: SINGLE-SEASON RUSHING YARDS

Player	Yds.	Year	Att.	Avg.
1. Anthony Dixon	1391	2009	257	5.4
2. James Johnson	1383	1998	236	5.9
3. Nick Fitzgerald	1375	2016	218	7.1
4. Kylin Hill	1215	2019	208	5.8
5. Josh Robinson	1203	2014	190	6.3
6. Wayne Jones	1193	1973	212	5.6
7. Vick Ballard	1189	2011	193	6.2
8. Jerious Norwood	1126	2005	191	5.9
9. Nick Fitzgerald	1121	2018	221	5.1
10. Aeris Williams	1107	2017	236	4.7

MSU RECORD BOOK WATCH: CAREER RUSHING YARDS

Player	Yds.	Years	Att.	Avg.
1. Anthony Dixon	3994	2006-09	910	4.4
2. Nick Fitzgerald	3607	2015-18	601	6.0
3. Jerious Norwood	3212	2002-05	573	5.6
4. Walter Packer	2820	1973-76	483	5.8
5. Michael Davis	2721	1991-94	578	4.7
6. Michael Haddix	2558	1979-82	425	6.0
7. LaDarius Perkins	2554	2010-13	530	4.8
8. Dak Prescott	2521	2012-15	536	4.7
9. James Johnson	2452	1997-98	453	5.4
10. Kylin Hill	2342	2017-p	403	5.8

HILL RACKS UP CAREER-HIGH 237 YARDS FROM SCRIMMAGE LAST WEEK

RB **Kylin Hill** continued to rack up yards last week against Abilene Christian, totaling 237 (153 rush + 84 pass). Hill topped 100-yards rushing for the seventh time this season and 10th time in this career. He scored on a career long 88-yard touchdown reception in the second quarter.

- Third-longest passing play and seventh-longest play from scrimmage in MSU history
- Longest catch by an SEC player this season and tied for longest by an FBS RB this season
- One of just three SEC players this year with an 80+ yard reception
- Scored at least one TD from scrimmage in 10 of his last 14 games dating back to 2018
- Logged his 10th run of 20+ yards on his seventh carry of the game (22 yards)
- Added another later in the game and now has 11 this season
- Logged a 20+ yard run for the sixth game this season
- Scored a rushing touchdown for the fourth straight game
- Recorded seven avoided tackles on his 16 rush attempts for 153 yards (9.6 ypc)
- Caught 3 of 4 targets for 84 yards (77 earned after contact)

NOTING HILL'S CAREER DAY AT ARKANSAS

RB **Kylin Hill** had a career performance at Arkansas on Nov. 2, and he earned SEC Offensive Player of the Week honors for his efforts for the second time in his career.

- Rushed for a career-high 234 yards and three touchdowns on 21 carries (11.1 yards per carry)
- The 234 rushing yards are the fifth most in a single game in school history
- Most rushing yards by an SEC player in a conference game since LSU's Derrius Guice had 276 vs. Ole Miss on Oct. 21, 2017.
- Became the first player in MSU history with 230+ yards rushing and three TDs in a game
- Topped the 200-yard rushing mark for the second time in his career
- 200+ yard game marked MSU's 10th individual 200-yard rushing game in school history.
- Became the third player in school history to rush for 200+ yards in multiple games in a career
- Racked up 198 rushing yards and three rushing touchdowns on 13 carries in the first half
- 198 rushing yards in the first half were the most in a half by an MSU player in school history
- Went over 100 yards rushing for the sixth time this season and ninth time in his career
- Finished the game with three 30+ yard runs – 62, 58, 37
- On his first 10 carries, rushed for 134 yards and two TD and averaged 13.4 yards per rush
- Took a career-long 62 yard run on MSU's first drive to the Arkansas 3-yard line and then found the end zone on his next carry two plays later
- Had a 37-yard run before his second rushing TD of the game four plays later from 2-yards out
- Became the 16th player in school history to rush for 2,000+ yards in a career

8 FOR 100

RB **Kylin Hill** owns 10 career 100-yard rushing games, all coming in the last two seasons. He's done it seven times this season, which is tied for third in MSU single-season history. Hill enters the Ole Miss game with 100+ yards on the ground in three of the last four games. Earlier this season, Hill became the first MSU player to open a season with 100+ yards rushing in each of the first four games. Prior to Week 4 when Hill had 120 yards rushing against Kentucky, the last MSU player to have four straight 100-yard rushing games was QB Nick Fitzgerald against BYU (15-103/2 TD), against Kentucky (12-115/2 TD), at Texas A&M (18-105/1 TD) and vs. UMass (17-135/2 TD) in 2017. In fact, the last MSU running back to have four consecutive 100-yard rushing games was Anthony Dixon who had a streak of five straight games at Vanderbilt (21/123/0 TD), against LSU (27-106/2 TD), against Georgia Tech (18-106/0 TD), against Houston (21-134/2 TD) and at Middle Tennessee (27-135/2 TD) in 2009.

- Needs just one more 100-yard rushing game to tie the single-season school record
- Seven of Hill's 10 career 100-yard rushing games have been against Power 5 teams
- Five of his 10 career 100-yard rushing games have been against SEC teams

MSU RECORD BOOK WATCH: SINGLE-SEASON 100-YARD RUSHING GAMES

Player	Games	Year
1. Anthony Dixon	8	2009
Nick Fitzgerald	8	2016
3. Kylin Hill	7	2019
Nick Fitzgerald	7	2018
James Johnson	7	1998
Wayne Jones	7	1973
7. Nick Fitzgerald	6	2017
Vick Ballard	6	2011
Dicenzo Miller	6	2000
Dontae Walker	6	2000
Don Smith	6	1986
Walter Packer	6	1974

MSU RECORD BOOK WATCH: CAREER 100-YARD RUSHING GAMES

Player	Games	Years
1. Nick Fitzgerald	21	2015-18
2. Anthony Dixon	17	2006-09
3. Jerious Norwood	13	2002-05
4. James Johnson	12	1997-98
5. Walter Packer	12	1973-76
6. Kylin Hill	10	2017-p
Vick Ballard	10	2010-11
Dicenzo Miller	10	1998-01
Michael Davis	10	1991-94
Michael Haddix	10	1979-82

NOSE FOR THE END ZONE

RB **Kylin Hill** has 10 rushing touchdowns through 11 games this season. Hill has scored at least one touchdown rushing in six games this season.

- 16 career rushing touchdowns in 34 career games ... Also has five TD catches
- Two three-rushing touchdown games (vs. Kentucky, at Arkansas) this season
- The only SEC player with multiple games with three rushing TDs in 2019
- Second MSU player since 2000 with multiple games with three rushing TDs in a season
- First Bulldog since 2010 (Vick Ballard) with multiple games with three rushing TDs in a season
- First MSU player since at least 2000 with multiple games with three rushing scores in a season
- All 10 rushing touchdowns this season have been inside the red zone (T-1st in SEC)
- Recorded 10 rushing TDs this season compared to six over his first two seasons
- Three rushing TDs against Kentucky were the most for a MSU player during an SEC game since QB Nick Fitzgerald secured four rushing TDs against Arkansas in 2016
- Three rushing TDs against Kentucky also marked the first time since Ballard in 2010 vs. Arkansas that an MSU running back found the end zone three times against an SEC opponent
- Earlier this year, became the first MSU running back with at least three rushing touchdowns in a single game since Vick Ballard had three in 2011 at Memphis

MSU RECORD BOOK WATCH: SINGLE-SEASON RUSHING TOUCHDOWNS

Player	TDs	Year	Att.	Yds.
1. Vick Ballard	19	2010	186	968
2. Nick Fitzgerald	16	2016	195	1375
Jackie Parker	16	1952	126	455
4. Nick Fitzgerald	14	2017	162	984
Dak Prescott	14	2014	210	986
Anthony Dixon	14	2007	287	1066
Harry Furman	14	1907	NA	NA
8. Nick Fitzgerald	13	2018	221	1121
Dak Prescott	13	2013	134	829
Keffer McGee	13	1995	235	1072
John Bond	13	1983	164	612
-- Kylin Hill	10	2019	208	1,215

MSU RECORD BOOK WATCH: CAREER RUSHING TOUCHDOWNS

Player	TDs	Years	Att.	Yds.
1. Nick Fitzgerald	46	2015-18	601	3607
2. Anthony Dixon	42	2006-09	910	3994
3. Dak Prescott	41	2012-15	536	2521
4. Vick Ballard	29	2010-11	379	2157
5. Michael Davis	27	1991-94	578	2721
6. James Johnson	24	1997-98	453	2452
John Bond	24	1980-83	572	2280
Jackie Parker	24	1952-53	201	663
9. Dontae Walker	22	1999-02	417	1875
10. Don Smith	21	1983-86	485	1868
-- Kylin Hill	16	2017-p	387	2189

DON'T BLINK

Highlighted by 37 rushes of 10+ yards this season, RB **Kylin Hill** has a career total of 70. Hill had 19 such carries in 11 games last year and 14 in 12 games in 2017. Out of his 70 career 10+ yard runs, 17 have gone for 20+ yards.

- Five 20+ yard runs in 2019 have come in SEC play
- Has three career 50+ yard runs, including two this season

MOVIN' THE CHAINS

RB **Kylin Hill** has an impressive 55 rushes for a first down this season and 111 for his career. Hill is averaging 5.0 rushing first downs per game in 2019.

BREAKING DOWN HILL'S YARDS AFTER CONTACT

Opponent	Net Rushing Yards	Yards After Contact
Louisiana	197	88
Southern Miss	123	98
Kansas State	111	71
Kentucky	120	59
Auburn	45	33
Tennessee	13	15
LSU	34	25
Texas A&M	150	83
Arkansas	234	124
Alabama	35	30
Ole Miss	153	63
TOTAL	1,215	684

> Hill had 472 yards after contact in 2018

SEC LEADERS IN YARDS AFTER CONTACT IN 2019 PER PFF

Rank	Player	School	Yards After Contact
1.	Ke'Shawn Vaughn	Vanderbilt	727
2.	Kylin Hill	Mississippi State	684
3.	D'Andre Swift	Georgia	656
4.	Isaiah Spiller	Texas A&M	614
5.	Rakeem Boyd	Arkansas	596

SEC LEADERS IN AVOIDED TACKLES IN 2019 PER PFF

Rank	Player	School	Avoided Tackles
1.	Ke'Shawn Vaughn	Vanderbilt	52
2.	Kylin Hill	Mississippi State	51
3.	Clyde Edwards-Helaire	LSU	50
4.	Najee Harris	Alabama	47
5.	Ja'Tarvious Whitlow	Auburn	42

> Hill had 31 avoided tackles in 2018

STEVENS RESPONSIBLE FOR 3 TD LAST WEEK VS. ABILENE CHRISTIAN

QB **Tommy Stevens** threw a pair of touchdowns and rushed for another last week against Abilene Christian. Stevens threw multiple touchdown passes for the fourth time this season. The highlight of the night was his career-long 88-yard scoring strike to RB **Kylin Hill**. Stevens rushed for 88 yards, included a 30-yard touchdown. He has rushed for 80+ yards each of the last two games.

STEVENS SHINES IN WIN AT ARKANSAS

QB **Tommy Stevens** earned his first SEC win as a starter at quarterback on Nov. 2 at Arkansas. It was Stevens' sixth start this year and his first since Oct. 12 at Tennessee. Stevens completed 12 of 18 passes for 172 yards and two touchdowns.

- Threw multiple TD passes for the third time this season
- Rushed for a season-high 74 yards on 15 attempts
- Had three runs of 10+ yards
- Threw a 33-yard touchdown pass to WR **Osirus Mitchell** in the first quarter
- Found WR **Dedrick Thomas** for a 17-yard completion in the first quarter and then again in the third quarter for 42 yards
- Also had a 27-yard completion to WR **Isaiah Zuber**
- Completed passes to nine different Bulldogs on the day
- Completed 66.7 percent of his passes and averaged 9.6 yards per attempt

NOTING STEVENS' PERFORMANCE AT ARKANSAS ACCORDING TO PFF

Stevens was State's highest graded player on either side of the ball at Arkansas according to Pro Football Focus (83.5 overall). His offensive grade was the best in the SEC and seventh in the Power 5 among quarterbacks.

When Facing No Pressure:

- 11-16, 145 yards and 2 TD (9.1 YPA)
- 81.3 adjusted completion percentage

When Blitzed:

- 5-6, 121 yards and 1 TD (20.2 YPA)
- 100.0 adjusted completion percentage

STEVENS SOLID IN SECOND START BEFORE 2ND QUARTER INJURY

In QB **Tommy Stevens'** second start against Southern Miss, he connected with WR **Osirus Mitchell** for a TD on MSU's opening drive for the second straight game (31 yards vs. Louisiana, 28 yards vs. Southern Miss). Mitchell was Stevens' third target of the drive after WR **Dedrick Thomas** and WR **Stephen Guidry** had each hauled in 10+ yard passes.

- Went 7-of-7 passing for 84 yards and a TD in the first quarter, and on the next play threw an 11-yard TD strike to Guidry
- Connected on his first nine passing attempts (105 yards, two TDs) with a 244.2 passer rating before an incompleteness late in the second quarter
- Nine straight completions marked the longest streak for a Bulldog QB to start the game since Dak Prescott completed his first 12 passing attempts against Arkansas in 2015
- Left the game late in the second quarter with an injury and did not return

NOTING TOMMY STEVENS' BULLDOG DEBUT

QB **Tommy Stevens** started for the first time in his college career in State's 38-28 season-opening win at Louisiana. It was his first start at any level since Nov. 7, 2014 in high school.

- For the game, Stevens was 20-of-30 passing for 236 yards and two touchdowns and rushed 11 times for 37 yards and one TD.
- According to PFF, he completed 17 of 22 passes (77.3 percent) for 200 yards (9.1 yards/attempt) and 11 first downs when facing "no pressure" in the season opener.
- In the first half, he went 10-of-16 passing for 127 yards and scored a TD both passing (31-yard pass) and rushing (4-yard run).
- Had touchdown passes of 31 yards (Osirus Mitchell) and 12 yards (Austin Williams).
- Was one of three SEC QBs with multiple passing touchdowns and a rushing TD in Week 1.
- His 20 completions were the most by an MSU QB since Nick Fitzgerald completed 23 passes on Nov. 19, 2016 vs. Arkansas.
- Had 13 completions for a first down, which was the third-most in the SEC in Week 1, and five completions for 15+ yards and a pair for 25+.

NOTING TRUE FRESHMAN QB GARRETT SHRADER

QB **Garrett Shrader**, an early enrollee from Charlotte Christian North High School in North Carolina who won back-to-back state titles in high school, has been one of the top freshman signal-callers in the FBS this season. Shrader, an electric athlete, is one of eight Power 5 players to throw for 1,000+ yards and rush for 500+ yards this season.

- Passed for 1,062 yards and rushed for 568 yards in nine games played
- 63.1 rushing yards per game (leads SEC QBs among those who've played 75% of games)
- Responsible for 12 touchdowns (8 passing, 4 rushing)
- Led MSU in rushing in four games this season (all vs. SEC)
- TD pass in five games (2 at Auburn, 1 at Tennessee, 1 vs. LSU, 3 at Texas A&M, 1 vs. ACU)
- Three touchdown passes at Texas A&M are a career high
- 16 of 18 completions of 20+ yards have been in SEC play
- Responsible for at least one touchdown in six games
- Logged both a passing and rushing touchdown in a single game three times
- 32 runs for a first down (2nd in SEC among QBs)
- 29 runs for 10+ yards (Leads SEC among QBs)
- Four runs for 20+ yards (T-3rd in SEC among QBs)
- 51 completions for a first down and 49 for 10+ yards
- Four runs of 10+ yards in the red zone (Leads SEC among all players)
- 11 runs of 10+ yards on second down (4th in SEC among all players)
- Completed 60+ percent of passes in four different games

SHRADER THROWS CAREER-HIGH 3 TD IN THIRD START AT TEXAS A&M

In his third start, QB **Garrett Shrader** completed 13 of 30 passes for 194 yards and a career-high three touchdowns with one interception on Oct. 26 at Texas A&M.

- Totaled four completions of 25+ yards, including a pair of 30+ yard strikes
- Logged four runs of 10+ yards
- Connected with WR **Stephen Guidry** for a 32-yard TD on MSU's first scoring drive
- Found WR **Isaiah Zuber** for touchdowns twice (14 yards and 35 yards)
- 35-yard TD pass to Zuber is his longest TD pass of the season
- Marked the second straight week he threw a TD of 20+ yards to Guidry
- Threw a touchdown for the fourth straight game this season
- First MSU QB with four straight games with a TD pass in a season since Nick Fitzgerald (2017)
- Had multiple TD passes for the second time this season (Previous: 2 at No. 7 Auburn)
- Became the first Bulldog freshman to throw at least five touchdowns in a single season since Tyler Russell (5) in 2010

NOTING SHRADER'S SECOND START VS. NO. 2 LSU

QB **Garrett Shrader** made his second career start against No. 2 LSU on Oct. 19. He finished the game 17-of-28 passing for 238 yards and one TD to go along with 66 rushing yards and one TD on 19 carries.

- Career-high 304 yards of total offense and averaged 6.5 yards per play
- Scored State's first TD of the game (12-yard rush)
- Found WR **Stephen Guidry** for a 24-yard TD pass in the fourth quarter
- Had 155 yards of total offense in the first half (9 of 13 passing for 112 yards and one interception to go along with 11 rushes for 43 yards and one touchdown)
- Logged one run of 10+ yards

SHRADER STARTS AT QB IN SEC OPENER VS. KENTUCKY

QB **Garrett Shrader** started at quarterback in place of QB **Tommy Stevens** vs. Kentucky on Sept. 21. Shrader became the fifth MSU true freshman to start at least one game at quarterback since the 1989 season (others: **Keytaon Thompson** (2017), **Damian Williams** (2013), **Wesley Carroll** (2007), **Todd Jordan** (1989)). Thompson started the 2017 TaxSlayer Bowl vs. Louisville, Williams started the 2013 Egg Bowl vs. Ole Miss and Carroll started in nine games in 2007.

- Accounted for 305 yards of total offense, including rushing for 125 yards on 11 carries, to lead MSU past Kentucky, 28-13 in its SEC opener. Shrader was just the second MSU true freshman QB to start in an SEC game in the last 12 years (**Damian Williams**, 2013 Egg Bowl the other).
- Efficient 17-of-22 for 180 yards through the air. He accounted for all six of the Bulldogs' 20+ yard plays in the game, including rushes of 49- and 36-yards. With the score a one-possession game and 4:32 remaining, Shrader engineered a six-play, 75 yard drive and extended the drive with a 49-yard rush on third down.
- The winning drive culminated with a touchdown and put the game out of reach. Shrader became the first MSU QB in school history to rush for over 100 yards and pass for over 100 yards in his first career start. He was the first to do it overall since senior Nick Fitzgerald last season.
- Recognized as the SEC Freshman of the Week on Sept. 23, becoming the first Bulldog offensive player to earn the honor since RB **LaDarius Perkins** on Nov. 27, 2010. He was the first MSU true freshman QB to ever receive the accolade.

BREAKING DOWN SHRADER'S APPEARANCES (NON STARTS)

vs. Southern Miss - Week 2

Taking over for QB **Tommy Stevens** in the first half of Week 2 vs. Southern Miss, true QB **Garrett Shrader** completed seven of his 11 pass attempts for 71 yards as the Bulldogs cruised to their 38-15 win. Shrader completed passes to six different Bulldogs and also rushed for 16 yards. He had a pair of 15+ yard completions - one to RB **Kylin Hill** for 15 yards and the other to WR **Isaiah Zuber** for 17.

vs. Kansas State - Week 3

He entered the game for Stevens again in Week 3 vs. Kansas State and went 4-of-12 passing for 51 yards, rushed 10 times for 82 yards and a score.

at Auburn - Week 5

Shrader, who made his first career start in Week 4 against Kentucky, spelled an injured Stevens again in Week 5 at Auburn and found success. Shrader entered the game on MSU's second series in the first quarter and immediately guided the Bulldogs on a 12-play, 75-yard drive that ate up 6:49 for MSU's second-longest scoring drive (time wise) of the season. He connected with WR **Stephen Guidry** for a 9-yard touchdown with 2:20 on the clock. Shrader finished the game 12-of-23 through the air for 209 yards and two touchdowns. He added 89 yards rushing on 16 carries, including a 7-yard touchdown run in the fourth quarter. Shrader accounted for 298 yards of total offense, including all six of the Bulldogs' 20+ yard plays from scrimmage.

at Tennessee - Week 7

Stevens got the start at quarterback at Tennessee but was spelled by true freshman **Garrett Shrader** to start the second half. Shrader completed the game and was effective, finishing 5-of-10 for 79 yards through the air. He connected with WR **Dedrick Thomas** on a 17-yard strike to complete an eight-play, 90-yard drive (longest drive of the season in terms of yardage) with 8:27 to play in the game. Shrader extended the drive with a gritty 12-yard run on fourth down. He finished with 62 rushing yards.

vs. Alabama - Week 12

Entered the game in the tailback spot in the fourth quarter and rushed once for -1 yard.

vs. Abilene Christian - Week 13

Entered the game at QB at the 10:42 mark in the fourth quarter and finished out the contest. Threw and rushed for a touchdown. First TD was a 6-yard pass to WR **Austin Williams**. Completed a 34-yard pass to WR **JaVonta Payton**. Scored on a 10-yard run on State's final drive.

TEAM CAPTAIN WILLIAMS IS THE LEADER OF THE O-LINE

C **Darryl Williams** is a team captain, preseason All-American, candidate for the Rimington Trophy and one of 20 semifinalists for the Jason Witten Collegiate Man of the Year. He made the move to center from left guard during spring ball and anchors an offensive line that has been a strength on offense the last two seasons.

- Started 36 (total career starts with 10 at center) of the Bulldogs' last 37 games
- Has allowed just two sacks since the start of the 2017 season
- Sacks came at Kentucky in 2018 and against Alabama in 2019
- Allowed just eight pressures in 2019 (5 hurries, 2 hits, 1 sack)
- Had an 80.0+ pass-block grade from PFF last week for fourth time this season
- Earned SEC Co-Offensive Lineman of the Week honors following his strong performance in Week 2 against Southern Miss
- All 635 of his snaps this season have come at center
- Allowed only one sack, three QB hits and five hurries for just nine total pressures in 2018

A CLOSER LOOK AT STATE'S O-LINE

The Bulldogs had to replace two starters on the offensive line as guard **Deion Calhoun** and center **Elgton Jenkins** departed for the NFL after last season. However, State welcomed back a veteran group with plenty of starting experience. MSU heads into Week 12 with a combined 126 starts on the line. State entered 2019 with 71, which was the fifth-most in the SEC.

RG **Stewart Reese**

- Started all but three games of his college career (34; 27 at RT, 7 at RG)
- At Texas A&M on Oct. 26 was his first career missed start
- Has seen action in 406 total snaps in 2019 (276 at RG, 130 at RT)
- Slid into right guard for the first time in his career this season
- Started at right tackle last week for the first time since the 2019 Outback Bowl
- Has allowed 10 pressures (zero sacks) in 205 pass-block snaps in 2019
- Last time he allowed a sack was at Alabama in 2018

RT **Greg Eiland**

- Started 24 games in his career (did not play last week)
- 17 starts at left tackle and seven at right tackle (first seven games this season)
- Has played the fifth-most snaps this season among MSU's offensive linemen (408)
- 11 snaps this season have been at left tackle

LT **Tyre Phillips**

- One of the top-graded offensive tackles in the SEC this season
- Played in all 13 games in 2018 (rotated at both tackle positions but did not start)
- Has been solid at left tackle this season, starting all 11 games
- Played the most snaps among MSU's offensive linemen (700)
- Allowed the first sack of his career (340 pass block snaps) at Tennessee (6th game of season)
- Saw action in two snaps at left guard in the season opener
- Surrendered just 2.0 sacks this year (both at Tennessee)
- Didn't allow a single QB pressure on 33 pass blocks last week vs. Abilene Christian
- Earned an overall grade of 89.7 from PFF which ranked No. 1 in the SEC among OTs last week

LG **Dareuan Parker**

- Saw action in every game last season
- Started at left guard in nine games this season
- Missed the second and third games of this season (injury)
- Had top overall grade in his return vs. Kentucky in Week 5 among MSU offensive linemen from PFF (79.7) and an impressive run-block grade (82.0)
- Two of MSU's three rushing touchdowns and 194 of the Bulldogs' 241 rushing yards vs. Kentucky were to the left (Parker's side)
- Just seven pressures allowed in 2019 (1 sack, 2 hits, 4 hurries)
- No sacks allowed in the last six games and has allowed just one all season (vs. Kentucky)

MORE ON THE BULLDOGS' OFFENSIVE LINE

Behind the starting five, MSU has experience in guard **Michael Story** and tackle **Tommy Champion** and center **Evans Wilkerson**. JUCO transfer **LaQuinston Sharp** saw his first career action in Week 1 at right guard. He earned an 85.7 grade from PFF in 31 snaps played. He's played mostly at right guard so far. He had to take one snap at center in the season opener. At Arkansas, he earned his first career start at right guard, seeing action in 67 snaps and allowing just a pair of pressures (both hurries). He followed up with a solid effort against Alabama, not allowing a single pressure in 35 total snaps. Sharp got the start at right guard last week vs. Abilene Christian, allowing two pressures in 34 pass-blocking snaps.

Champion has started five games (2 at LG, 3 at RT). His starts at right tackle have come during the last four games (did not play last week vs. Abilene Christian). He earned his first career start at left guard in Week 2 in place of Parker. He played 40 snaps and was solid, not allowing a pressure. He got the start there again in Week 3. Champion has also seen 30+ snaps of action in three games at right guard (Kentucky, at Auburn, at Tennessee). At Arkansas, he got the start at right tackle but played just 19 snaps. He got the start there again at Alabama on Nov. 16, seeing action in 35 snaps. Despite not being a regular starter, Champion has played the fourth-most snaps played on MSU's offensive line this season (436).

OSIRUS MITCHELL LEADS TEAM IN TD CATCHES

WR **Osirus Mitchell** has a team-best five touchdown receptions this season. The five scoring grabs are a career high for Mitchell in a single season, topping his previous best of four in 2018.

- Most TD catches by a Bulldog in a single season since 2016
- TD catches have been 31, 28, 35, 21 and 33 yards, respectively
- Five TD catches of 20+ yards are the most since WR Chad Bumphis in 2012 (5)
- Five TD catches of 20+ yards are tied for most in the SEC and fifth in the FBS

MITCHELL LEADS MSU IN RECEIVING

WR **Osirus Mitchell** is also State's top receiver in yardage (383) and catches (27). He has at least one reception of 20+ yards in six different games. His 19 catches for a first down and 11 catches for 15+ yards lead MSU.

- Led MSU in receiving yards in four games this season
- Caught a TD for the third straight game in Week 3 (first MSU player since WR Chad Bumphis in 2012 to accomplish that feat)
- Caught a TD pass from QB **Tommy Stevens** on MSU's first drive in each of the first two games
- Has multiple receptions in six games this season

NOTING STEPHEN GUIDRY

WR **Stephen Guidry** is second on the team in touchdown receptions (4). Three of his TDs came in a four-game span earlier in the year between the Auburn game on Sept. 28 and the Texas A&M game on Oct. 26.

- Both Mitchell and Guidry have caught a TD in two of the same games (Southern Miss, at Auburn)
- Mitchell or Guidry has a TD reception in seven of 11 games

More on Guidry ...

- 18 of 23 catches this season have been for a first down
- 10 catches have been for 15+ yards
- Two catches have resulted in 25+ yard gains
- 228 of his 304 receiving yards this season have been in SEC play
- Three of his four receiving touchdowns have been in SEC play
- 230 of his 304 receiving yards have come on first and second downs

GUIDRY HAS BEST GAME OF SEASON VS. NO. 2 LSU

WR **Stephen Guidry** led MSU in receiving yards (98) and receptions (6) to go along with a 24-yard touchdown catch (first 20-yard reception of the season) in the fourth quarter vs. No. 2 LSU.

- Per PFF, 37 of his yards against No. 2 LSU were earned after the catch
- Had catches vs. five different LSU defenders and a passer rating when targeted of 115.6
- Has just one dropped pass all season so far on 17 catchable targets (drop rate: 5.9%)

GUIDRY HAS SOLID PERFORMANCE AT TEXAS A&M

WR **Stephen Guidry** caught two passes for 59 yards, including a 32-yard TD at Texas A&M following the LSU game. It was the second straight game he caught a 20+ yard TD pass.

THOMAS STEPS UP AS RELIABLE TARGET

WR **Dedrick Thomas** is State's second-leading receiver with 341 yards on 25 catches (both are career highs for a season). He also has two touchdown catches to his credit. He has five receptions of 20+ yards and at least one in four different games.

- 17 catches have been for 10+ yards
- Go-to target on third down with all six receptions converting a first down this year
- Four of his catches on third down have been 25+ yard gains, including one for 42
- Leads MSU with 12 catches for 10+ yards in SEC play

ZUBER SHINES IN 3-GAME STRETCH VS. LSU, AT A&M, AT ARKANSAS

The bulk of graduate transfer WR **Isaiah Zuber**'s production has come during three of his last five games. Against LSU, at Texas A&M and at Arkansas, Zuber had 138 receiving yards, seven receptions, two touchdown catches, 19.7 yards per catch during those contests and a 20+ yard catch each game. On the season, Zuber has 14 catches for 211 yards and a pair of touchdowns.

GIBSON'S BIG DAY

RB **Nick Gibson** had a career performance on Nov. 2, at Arkansas, producing a career-high 129 rushing yards and finding the end zone on a 47-yard run. He averaged 10.8 yards per rush and finished with three 20+ yard runs. Gibson has a rushing TD in four different games this year with his latest coming last week vs. Abilene Christian.

GREEN CATCHES FIRST TD SINCE 2017

In addition to a couple of punishing blocks on big plays, TE **Farrod Green** reeled in a 3-yard touchdown pass on Nov. 2, at Arkansas for his second career score and first since the 2016 season.

E40 IS THE LEADER OF THE DEFENSE

Team captain LB **Erroll Thompson** leads the Bulldogs this season with 73 tackles. Thompson has recorded seven or more tackles seven times this season, including two games with double-digit stops. He leads the SEC in QB hits among linebackers (6). His six QB hits, six hurries and half sack give him 13 total pressures on the year, per PFF. He has also logged 32 total "stops" per PFF, which are tackles that constitute a "failure" for the offense.

PICK SIXES

After LB **Willie Gay Jr.**'s pick-six vs. Kentucky on Sept. 21 and S **Marcus Murphy**'s pick-six at Arkansas on Nov. 2, State is the only SEC team with multiple interceptions returned for a TD against conference opponents this season. It's the sixth season over the last 11 that MSU has returned multiple interceptions for touchdowns.

BRIAN COLE II HAVING SOLID SENIOR SEASON SO FAR

S **Brian Cole II** leads the Bulldogs in tackles for loss this season (7.5). Cole's 7.5 tackles for loss are second in the SEC among defensive backs. He also has 2.0 sacks this season to his credit.

- Picked off his first pass of the season at Tennessee in the sixth game (second of his career)
- Recorded at least 0.5 TFL in nine of 16 career games, including six games this season
- Collected 10 total pressures this year, according to PFF
- Logged a career-high nine tackles at Texas A&M

STUFFING THE STAT SHEET

S **Brian Cole** has been a ballhawk this season. He is one of six SEC players credited with at least one interception, one sack, one forced fumble and one fumble recovery.

Player	School	INT	Sacks	FF	FR
Xavier McKinney	Alabama	3	2.0	3	1
Christian Tutt	Auburn	2	1.0	1	1
Jeremiah Dinson	Auburn	2	2.0	1	1
Kamren Curl	Arkansas	2	2.0	2	2
Shane Lee	Alabama	1	3.5	1	1
Jonathan Greenard	Florida	1	6.0	1	1
Brian Cole II	Mississippi State	1	2.0	1	1

Cole is one of just five Bulldogs to accomplish that feat in a single season since 2000:

Player	Year	INT	Sacks	FF	FR
Jamar Chaney	2009	2	2.0	2	1
Johnathan Calvin	2016	1	7.0	2	1
Gerri Green	2017	1	5.0	3	1
Johnathan Abram	2018	2	3.0	1	1
Brian Cole II	2019	1	2.0	1	1

DANTZLER AMONG SEC'S BEST IN COVERAGE

CB **Cameron Dantzler** a preseason All-American, currently own the No. 6 overall grade (85.0) by PFF in the SEC among cornerbacks this season. Dantzler missed the game at Texas A&M three weeks ago due to injury, and then miss last week's game vs. Abilene Christian. He was solid in coverage against No. 2 LSU and their dynamic receiving unit (allowed two receptions on three targets for just 13 total yards allowed and one pass defense, per PFF).

- For his career, allowed a passer rating of just 34.4 (1 TD allowed, 5 INTs, 14 pass deflections)
- Has a 39.2 passer rating allowed this season
- Played 186 coverage snaps this season and 660 for his career
- Targeted 23 times and allowed just nine receptions (39.1 percent) for 145 yards in 2019
- Allowed only 27 yards after catches this season
- Surrendered just one touchdown this season (at Auburn)
- Recorded two interceptions this season (leads MSU)
- Thrown at just twice against Alabama, allowing one catch for eight yards

CHRISTMANN SETS SCHOOL CAREER RECORD FOR PATs

Going 6-for-6 on PAT attempts at Arkansas on Nov. 2, K **Jace Christmann** set the school record for most PATs made in a career. Christmann is at 115 heading in to the Ole Miss game.

MSU RECORD BOOK WATCH: CAREER PATs MADE

Player	Made	Years	Pct.	Att.
1. Jace Christmann	115	2017-p	.991	116
2. Westin Graves	104	2014-15	.963	108
3. Adam Carlson	89	2005-08	.978	91
Brian Hazelwood	89	1995-99	.947	94
5. Derek DePasquale	87	2009-11	.989	88
6. Joel Logan	76	1987-90	.905	84
7. Bob Morgan	74	1980-82	.949	78
8. Evan Sobiesk	71	2013-14	.947	75
9. Devon Bell	70	2012-15	.972	72
10. Artie Cosby	67	1983-86	.971	69

OUTSIDE THE HUDDLE PROFILES

OFFENSIVE PLAYERS

#70 Tommy Champion – OL

His mother calls him “T.J.” ... Claims he is really a quarterback ... Favorite food is fried pork chop ... Says he is a “hooper at heart” ... Has a one-year-old daughter named KayLeah Z. Champion and says she comes before anyone.

#9 Malik Dear – WR

Nickname is “Weeble” ... Earned his undergraduate degree in kinesiology in December of 2018 ... Currently working on a master’s degree in workforce education leadership.

#55 Greg Eiland – OL

Nickname is “Peewee” ... Enjoys being outdoors ... Avid hunter and fisher ... Rides bulls and horses ... Boston Red Sox fan ... Favorite NFL team is the Indianapolis Colts and is a big fan of Peyton Manning ... Also played baseball growing up ... Favorite candy is Reese’s.

#18 Cameron Gardner – WR

Nicknames are “Cam” and “Cam G” ... Starkville native that reunites with former teammates Willie Gay Jr, Kameron Jones and Kobe Jones ... Lists the Philadelphia Eagles as his favorite NFL team and De’Andre Hopkins as his favorite player ... His brother (Navy) and nephew (Air Force) both served in the military ... Also played baseball and basketball growing up ... Favorite candies are Swedish Fish and Mike N’ Ikes ... Wants to serve as a secret service agent following his football career ... Lists his parents as the inspirational people in his life because “they’ve been through so much, and you wouldn’t even know because they always have a smile on their face.”

#82 Farrod Green – TE

Grew up with teammate Leo Lewis ... Played basketball until the 10th grade ... Enjoys watching Netflix and gaming in his free time ... His father coaches at Copiah Lincoln Community College and he grew up on Co-Lin’s campus ... His father has coached at Co-Lin for over 25 years and has coached the likes of Nick Fairley, DeQuan Menzie, Arthur Maulet and MSU alum Donald Gray ... Aspires to be a coach like his father one day ... His go-to breakfast on gamedays is cheese eggs, sausage and a waffle.

#1 Stephen Guidry – WR

Nicknames are “Bankroll” and “Killa” ... Born in Baton Rouge ... Likes to listen to NBA Youngboy and Boosie before a game to psyche himself up ... Favorite NFL team is the Jacksonville Jaguars and his favorite player is Odell Beckham Jr. ... Also played basketball, track and baseball growing up ... Enjoys playing NBA 2K during his free time ... Hidden talent is jiggling.

#8 Kylin Hill – RB

Hidden talent is dancing and claims he is the best dancer on the team ... Favorite artist is NBA Youngboy... His dream is to meet Kobe Bryant one day ... Favorite candy is sour gummy worms ... Favorite NFL team is the New England Patriots.

#5 Osirus Mitchell – WR

Grandmother called him “Bam Bam” growing up because he tended to break and throw things ... Skilled cooked and painter ... Wanted to play basketball not football in college his entire high school career ... Only decided to pursue football after his senior year ... Addicted to white chocolate Hershey’s and hot Cheetos ... Shares the same birthday (Sept. 15) with his mother and sister ... Enjoys fishing to relax ... Made regular fishing trips with Cameron Dantzler and Tim Washington over the summer ... Dantzler lists Osirus as the teammate that inspires him most because of his “motor to go” that pushes Dantzler to also work harder.

#4 JaVonta Payton – WR

Nicknames are “JP” and “Tay” ... He is the oldest of 12 siblings ... Enjoys watching movies in his spare time and aspires to act following his football career ... Enjoys watching old Disney shows to remind him of his childhood ... Teammates give him a hard time over how skinny he is ... Favorite NFL team is the Tennessee Titans ... Favorite candy is Reese’s.

#78 Tyre Phillips – OL

Nickname is “Big Country” ... Musically gifted ... Plays the piano and the trumpet ... Despite playing on the offensive line, does not like large crowds and does not like being touched.

#51 - Stewart Reese - OT

Nickname is “Big Stew” ... Enjoys playing video games ... His favorite video game series is Call of Duty with his favorite game being Black Ops 3 ... Animal lover, especially favors dogs ... Enjoys singing ... Aspires to be an anesthesiologist.

#6 - Garrett Shrader - QB

Says his nickname is “Shrader” ... Reason he gave was “nobody remembered my first name” ... People around the football building say he’s a grill-master ... Has three siblings ... When asked to describe himself in 25 words or less, he said: bold, fun, confident ... Said his teammates give him a hard time about “the way I dress” ... Can solve a Rubik’s Cube ... Favorite Mississippi State player in the NFL is Jeffery Simmons ... Favorite NFL Player is Aaron Rodgers ... Doesn’t really have social media (has a Twitter account, but not very active) ... Said best advice he’s ever received: “Keep your head where your feet are” ... Two-time state champion at Charlotte Christian ... His father played football and baseball at The Citadel in Charleston, South Carolina.

#11 Geor’quarius Spivey – TE

His first name combines the beginning of his father’s name, George ... His grandmother gave him the nickname “Monk” as a child because he was hyper and jumped around like a monkey ... Loves playing Fortnite and Madden in his free time ... Feels like he is the “greatest” on the team when it comes to gaming ... Enjoys shopping for new tennis shoes and cooking ... Favorite NFL players are Chad Johnson and Julio Jones ... Also played basketball and ran track growing up ... Says his inspiration is his grandmother because she “influenced me to be a better person.”

#7 Tommy Stevens - QB

Graduate transfer quarterback from Penn State ... Indianapolis native ... Enjoys hanging out with friends and playing video games in his spare time ... Listens to Metallica to psyche himself up for big games ... Favorite NFL team is the Dallas Cowboys ... His grandfather is a former Marine ... His hidden talent is that he is a “decent bowler” ... One of his favorite snacks is sunflower seeds ... Prefers Hulu over Netflix and likes to binge watch South Park.

#2 Dedrick Thomas - WR

Nickname is “Sweet Feet” ... Earned the nickname as a sophomore while playing football at Memphis Central from going to camps and juking others on the field ... Claims to be a NBA 2k “freak” ... Grew up believing he was going to play basketball because his closet friends have played the sport on the collegiate and professional level ... Big anime fan with his favorites being Naruto and Dragon Ball Z ... Graduated with a degree in kinesiology in May and is currently pursuing a degree in psychology.

#88 Powers Warren - TE

Nickname is “Powow” ... Born in Kansas City, Kansas ... His hidden talent is his ability to do a back flip ... Also played basketball, hockey and soccer growing up ... His father is the former Chief Operating Officer of the Minnesota Vikings and was recently named the commissioner of the Big Ten Conference.

#85 - Austin Williams - WR

Lived in Germany for two years when he was in the fifth grade ... Enjoys skydiving.

#73 Darryl Williams – OL

Nickname is “The Big General” ... Battles for the title of best griller on the team with Tim Washington ... His specialty is ribs and often hosts the offensive line for cookouts ... Listens to “Ready or Not” by Fugees to get hyped for a big game ... Claims his “phenomenal” suit game will “blow you off the charts” ... Lists his mom and his uncle as his biggest fans and motivations ... Enjoys fishing in his free time ... Favorite Mississippi State tradition is “Don’t Stop Believing” heading into the fourth quarter ... Majoring in human development because he has a passion for working with children and would like to pursue that following his football career.

#12 Isaiah Zuber - WR

Nickname is “Zube” ... Graduate transfer wide receiver from Kansas State ... Native of Stone Mountain, Georgia, and played at Stephenson, the same high school that produced former MSU players Preston Smith and Montez Sweat and current Bulldog Chauncey Rivers.

OUTSIDE THE HUDDLE PROFILES

DEFENSE/SPECIAL TEAMS PLAYERS

#90 Lee Autry – DT

Younger brother to former Bulldog and current Indianapolis Colt – Denico Autry ... His secret hobby is making beats on his laptop ... Wears No. 90 because it was the number he wore when he first started playing football ... Favorite NFL team is the Carolina Panthers ... Also played basketball growing up ... Favorite candy is Trolli's gummies ... Plays football for his mother and wants to give back to her after watching her struggle to make ends meet when growing up ... After his football career, he dreams of giving back to his community and helping high school athletes develop on the field to earn collegiate scholarships.

#32 Brian Cole II - S

Nickname is "BCole" ... Was on the swim team in middle school ... Avid video gamer that enjoys playing NBA2K ... Hails from Saginaw, Michigan where he was the No. 1 receiver in the state of Michigan coming out of high school ... Allergic to dogs despite wanting to own one someday ... Enjoys super heroes and has a tattoo of his favorite – The Incredible Hulk ... His father is a retired police officer ... Darryl Williams lists Cole as his most inspirational teammate, calling him family and admiring his love for the game of football.

#3 - Cameron Dantzler - CB

Nickname in high school was "The Needle", because he was long and skinny but "when I hit you, it hurts" ... Enjoys singing and watching cartoons ... His favorite cartoons are SpongeBob SquarePants and The Boondocks ... Listens to NBA Youngboy and Meek Mill before big games ... Lists his mom as his biggest fan because she "brags on me so much, it's crazy" ... His son, Cameron Dantzler Jr., was born on May 26 ... Says the birth of his son has "changed his whole demeanor" ... Also adopted a pitbull puppy, Bruno, over the summer ... His go-to breakfast on game days is pancakes ... Enjoys fishing and riding horses in his free time ... Made regular fishing trips with Osirus Mitchell and Tim Washington over the summer.

#6 Willie Gay Jr. - LB

Starkville native that was high school teammates with fellow Bulldog Kobe Jones on defense ... Grew up a Mississippi State fan ... enjoys singing ... Mother calls him Chip because she says he is "sweet as a chocolate chip" ... Runs an Instagram account for his two pitbulls – Pac & Leila Ali.

#11 Jaquarius Landreus

Goes by his middle name "Capri" because he isn't the biggest fan of his first name ... He is left handed ... Wears No. 11 to represent being the "11th man on the field" ... Teammates gave him a hard time over the summer for shaving his head ... Favorite candy is M&M's ... Earned his undergraduate degree in interdisciplinary studies in December of 2018 ... Currently working on his master's degree in workforce education leadership ... His daughter, Nevaeh, was born in January ... Says she is his inspiration because she "gives him every reason to be great."

#52 Kobe Jones - DE

Reunites on defense with high school teammate with Willie Gay Jr. ... One of his former coaches gave him the nickname "Mayor of Starkville" over the 2018 season ... Has worn No. 52 since he was seven ... Favorite NFL team is the Dallas Cowboys ... Favorite television show is "Power" ... Favorite food is ribeye steak ... Helps coach the Starkville Cowboys, a local little league football team.

#10 Leo Lewis – LB

Farrod Green lists him as his most inspirational teammate ... The duo is from the same area in Mississippi and understand each other's struggles of growing up and motivates the two to push harder ... The two have been close friends before becoming teammates at Mississippi State.

#54 Fabien Lovett - DT

Nickname is "Fabo" ... Claims to be a "shy" and "quiet" person ... Likes to play Madden during his free time ... Following his football career, he'd like to pursue welding ... Favorite candies are cherry sours and white chocolate Reese's.

#7 Marcus Murphy - S

Plays in honor of his mother Demetrick Murphy, who passed away unexpectedly in January, and his son Mason ... Mason is battling a rare genetic abnormality and is searching for a bone marrow transplant ... Wears No. 7 because it "means everything" to his family ... Enjoys hunting in his spare time ... Favorite NFL team is the Atlanta Falcons ... Says his baseball skills is his hidden talent.

#29 C.J. Morgan - S

Played violin before he ever picked up football and continued to play the instrument up until the 9th grade ... Is the oldest of four siblings ... Before every game, listens to his "Old Vibes" playlist, which consists of 70s to 2000s R&B ... Active brother of the Phi Beta Sigma Fraternity ... Loves joking around with his friends ... Favorite artist is Drake ... Says he hates to hold hands with anyone because he has "really sweaty hands."

#8 Maurice Smitherman - CB

Nickname is "Mo" ... He chose to wear No. 8 because of its ties to "new beginnings" in the Bible ... His favorite NFL team is the New England Patriots ... Best advice he ever received is from former Bulldog and NFL star Darius Slay: you have to know "that you are the best on the field" ... Enjoys sour candies ... Also played basketball growing up.

#40 Erroll Thompson - LB

Enjoys listening to music to get hyped on gamedays ... Favorite Mississippi State tradition is the Dawg Walk ... Enjoys hanging out with friends and playing video games in his free time ... Go-to breakfast on gamedays is an omelet ... Played baseball until his junior year of high school ... Claims he was a better baseball player than football player growing up ... Models his game after Luke Kuechly and Bobby Wagner ... Talks to his dad, a former Alabama State football player, after every game ... His father likes to watch game replays and will critique his game.

#50 Tim Washington - LB

Young linebackers on the team call him "Uncle Tim" ... Enjoys fishing and spent the summer taking fishing trips with Cameron Dantzler and Osirus Mitchell ... Has a passion for cooking and grilling ... Battles Darryl Williams for the title of the best griller on the team ... Some of his favorite things to cook/grill are seafood and chicken ... Earned his undergraduate degree in industrial technology in May ... Currently pursuing a master's degree in workforce education leadership.

#67 Paul Blackwell - SNP

Both of his grandfathers – Milton Chandler and James Blackwell served in the military ... Enjoys fishing and boating ... Goal is to work as a petroleum engineer following his football career ... Also played soccer and baseball growing up ... Favorite NFL team is the New Orleans Saints.

#42 Tucker Day - P

Enjoys singing acting ... Several family members are actors ... Skilled at impersonating people and characters ... Avid hockey fan and enjoys playing hockey as well ... Big fan of the Nashville Predators and New York Rangers ... Was an amateur junior hockey player for the Nashville Junior Predators.

#47 - Jace Christmann - K

Born John Christmann V ... His family did not call him John for the first month of his life to avoid the confusion of being a fifth-generation John ... His dad found the name Jace in an old book, which is derived from the initials J.C. ... Learned how to solve a Rubik's Cube over the 2018 season ... Runs a Twitter account dedicated to the Bulldog specialists (@4thDownDawgs).

#48 Scott Goodman - K

Is a triplet ... The only boy of the triplet set and was born second by a minute ... His older sister, Jamie, attends Ole Miss while his younger sister, Sydney, attends Auburn ... He did not grow up playing football, only starting his football career in high school ... Favorite NFL team is the New Orleans Saints ... Also grew up playing soccer and baseball ... Likes to hunt and fish during his free time.

#27 Kody Schexnayder – P/HLD

Nickname is "Shex" ... Has a twin brother, Kyle ... The first sport he actually fell in love with was baseball before finding his passion for football ... Enjoys fishing in his spare time ... His favorite NFL team is the New Orleans Saints ... His family had to overcome tragedy after losing everything in the effects of Hurricane Katrina in 2005.

CAREER/GAME-BY-GAME STARTS

MISSISSIPPI STATE CAREER STARTS BY POSITION

OFFENSE

LEFT TACKLE

Greg Eiland - 17
Tyre Phillips - 11

LEFT GUARD

Darryl Williams - 25
Michael Story - 3
Tommy Champion - 2
Dareuan Parker - 8

CENTER

Darryl Williams - 11

RIGHT GUARD

Stewart Reese - 7
Michael Story - 1
LaQuinston Sharp - 3

RIGHT TACKLE

Stewart Reese - 27
Greg Eiland - 7
Tommy Champion - 3

TIGHT END

Farrod Green - 32
Geor'quarius Spivey - 1

WIDE RECEIVER

Osirus Mitchell - 24
Dedrick Thomas - 18
Malik Dear - 9
Stephen Guidry - 12
Austin Williams - 5
Isaiah Zuber - 3
Cameron Gardner - 1

RUNNING BACK

Kylin Hill - 22
Nick Gibson - 1

QUARTERBACK

Tommy Stevens - 8
Garrett Shrader - 3
Keytaon Thompson - 2

DEFENSE

DEFENSIVE END

Fletcher Adams - 7
Chauncey Rivers - 11
Marquiss Spencer - 11

DEFENSIVE TACKLE

Fabien Lovett - 10
Lee Autry - 4
Jaden Crumedy - 7
Fletcher Adams - 1
Kobe Jones - 1
Nathan Pickering - 1

LINEBACKER

Leo Lewis - 46
Erroll Thompson - 43
Willie Gay Jr. - 6
Brian Cole II - 2

SAFETY

Brian Cole II - 13
Jaquarius Landrews - 14
C.J. Morgan - 21
Marcus Murphy - 1
Shawn Preston Jr. - 1

CORNERBACK

Cameron Dantzler - 21
Maurice Smitherman - 8
Martin Emerson - 3
Jarrian Jones - 1
Tyler Williams - 4

MISSISSIPPI STATE OFFENSIVE GAME-BY-GAME STARTERS IN 2019

Game	WR (X)	WR (H)	WR (Z)	LT	LG	C	RG	RT	TE	RB	QB
at Louisiana	C. Gardner	D. Thomas	O. Mitchell	T. Phillips	D. Parker	D. Williams	S. Reese	G. Eiland	F. Green	K. Hill	T. Stevens
Southern Miss	S. Guidry	D. Thomas	O. Mitchell	T. Phillips	T. Champion	D. Williams	S. Reese	G. Eiland	F. Green	K. Hill	T. Stevens
Kansas State	S. Guidry	D. Thomas	O. Mitchell	T. Phillips	T. Champion	D. Williams	S. Reese	G. Eiland	F. Green	K. Hill	T. Stevens
Kentucky	I. Zuber	G. Spivey (TE)	O. Mitchell	T. Phillips	D. Parker	D. Williams	S. Reese	G. Eiland	F. Green	K. Hill	G. Shrader
at Auburn	S. Guidry	D. Thomas	O. Mitchell	T. Phillips	D. Parker	D. Williams	S. Reese	G. Eiland	F. Green	K. Hill	T. Stevens
at Tennessee	I. Zuber	D. Thomas	O. Mitchell	T. Phillips	D. Parker	D. Williams	S. Reese	G. Eiland	F. Green	K. Hill	T. Stevens
LSU	S. Guidry	D. Thomas	O. Mitchell	T. Phillips	D. Parker	D. Williams	S. Reese	G. Eiland	F. Green	K. Hill	G. Shrader
at Texas A&M	S. Guidry	D. Thomas	O. Mitchell	T. Phillips	D. Parker	D. Williams	M. Story	T. Champion	F. Green	K. Hill	G. Shrader
at Arkansas	S. Guidry	D. Thomas	O. Mitchell	T. Phillips	D. Parker	D. Williams	L. Sharp	T. Champion	F. Green	K. Hill	T. Stevens
Alabama	D. Thomas	I. Zuber	O. Mitchell	T. Phillips	D. Parker	D. Williams	L. Sharp	T. Champion	F. Green	K. Hill	T. Stevens
Abilene Christian	S. Guidry	D. Thomas	O. Mitchell	T. Phillips	D. Parker	D. Williams	L. Sharp	S. Reese	F. Green	K. Hill	T. Stevens
Ole Miss											

MISSISSIPPI STATE DEFENSIVE GAME-BY-GAME STARTERS IN 2019

Game	DE	DT	NG	DE	WLB	MLB	S/LB	CB	FS	SS	CB
at Louisiana	C. Rivers	J. Crumedy	F. Lovett	M. Spencer	L. Lewis	E. Thompson	B. Cole II	M. Smitherman	C. Morgan	J. Landrews	C. Dantzler
Southern Miss	C. Rivers	L. Autry	F. Lovett	M. Spencer	L. Lewis	E. Thompson	B. Cole II	M. Smitherman	C. Morgan	J. Landrews	C. Dantzler
Kansas State	C. Rivers	J. Crumedy	F. Lovett	M. Spencer	L. Lewis	E. Thompson	B. Cole II	M. Smitherman	C. Morgan	J. Landrews	T. Williams
Kentucky	C. Rivers	L. Autry	F. Lovett	M. Spencer	L. Lewis	E. Thompson	B. Cole II	M. Smitherman	C. Morgan	J. Landrews	C. Dantzler
at Auburn	C. Rivers	J. Crumedy	F. Lovett	M. Spencer	L. Lewis	E. Thompson	B. Cole II	M. Smitherman	C. Morgan	J. Landrews	C. Dantzler
at Tennessee	C. Rivers	L. Autry	F. Lovett	M. Spencer	L. Lewis	E. Thompson	B. Cole II	M. Smitherman	C. Morgan	J. Landrews	C. Dantzler
LSU	C. Rivers	J. Crumedy	F. Lovett	M. Spencer	L. Lewis	E. Thompson	B. Cole II	M. Emerson	C. Morgan	J. Landrews	C. Dantzler
at Texas A&M	C. Rivers	J. Crumedy	F. Lovett	M. Spencer	L. Lewis	E. Thompson	B. Cole II	M. Emerson	C. Morgan	J. Landrews	J. Jones
at Arkansas	C. Rivers	J. Crumedy	F. Lovett	M. Spencer	L. Lewis	E. Thompson	B. Cole II	T. Williams	M. Murphy	J. Landrews	C. Dantzler
Alabama	C. Rivers	J. Crumedy	F. Lovett	M. Spencer	L. Lewis	E. Thompson	B. Cole II	T. Williams	C. Morgam	J. Landrews	C. Dantzler
Abilene Christian	C. Rivers	N. Pickering	F. Lovett	M. Spencer	L. Lewis	E. Thompson	B. Cole II	M. Emerson	S. Preston Jr.	J. Landrews	T. Williams
Ole Miss											

CAREER PARTICIPATION

MISSISSIPPI STATE CAREER STARTS/PARTICIPATION CHART

Player	'16	'17	'18	'19	Total
Fletcher Adams	11/0	13/6	13/2	8/0	45/8
Somon Anderson	--	--	2/0	2/0	4/0
Lee Autry	--	--	13/1	3/3	16/4
Paul Blackwell	--	--	--	11/0	11/0
Aaron Brule	--	--	4/0	11/0	15/0
Logan Burnett	--	2/0	2/0	2/0	6/0
Tommy Champion	--	--	6/0	10/5	16/5
Korey Charles	--	3/0	7/0	6/0	16/0
Brian Cole II	--	--	5/4	11/11	16/15
Jace Christmann	--	13/0	13/0	10/0	36/0
Aadreekis Conner	--	--	--	8/0	8/0
Londyn Craft	--	--	2/0	6/0	8/0
Charles Cross	--	--	--	3/0	3/0
Jaden Crumedy	--	--	2/0	11/7	13/7
Brad Cumbest	--	--	3/0	10/0	13/0
Cameron Dantzler	--	13/0	13/13	8/8	34/21
Tucker Day	--	2/0	13/0	11/0	26/0
Malik Dear *	12/9	0/0	11/0	11/0	45/9
Taury Dixon	--	--	10/0	5/0	15/0
Collin Duncan	--	--	--	10/0	10/0
Greg Eiland	--	13/4	13/13	9/7	35/24
Martin Emerson	--	--	--	11/3	11/3
Raymond Freeman	--	--	2/0	--	2/0
Esaias Furdge	--	--	2/0	--	2/0
Cameron Gardner	--	--	3/0	11/1	14/1
Willie Gay Jr.	--	13/0	13/6	3/0	29/6
Nick Gibson	3/0	13/1	9/0	9/0	34/1
Scott Goodman	--	--	13/0	10/0	23/0
Farrod Green	12/8	13/13	13/0	11/11	49/32
Landon Guidry	--	--	8/0	10/0	18/0
Stephen Guidry	--	--	13/5	10/7	23/12
Kylin Hill	--	13/0	11/11	11/11	35/22
Jack Harris	--	--	--	1/0	1/0
James Jackson	--	--	4/0	8/0	12/0
Devonta Jason	--	--	13/0	2/0	15/0
R.J. Jennings	--	--	9/0	4/0	13/0
Jett Johnson	--	--	2/0	--	2/0
Kwatrivous Johnson	--	--	2/0	2/0	4/0
Brevyn Jones	--	--	--	1/0	1/0
Dontea Jones	--	4/0	12/0	10/0	26/0
Jarrian Jones	--	--	--	9/1	9/1
Kendell Jones	1/0	4/0	1/0	8/0	14/0
Kobe Jones	--	13/0	13/1	11/0	37/1
Sh'mar Kilby-Lane	--	--	6/0	9/0	15/0
Jaquarius Landrews	--	--	10/3	11/11	21/14
Jordan Lawless	--	--	2/0	1/0	3/0
Dylan Lawrence	--	--	--	1/0	1/0
Leo Lewis	13/13	13/12	12/10	11/11	49/46
Fabien Lovett	--	--	2/0	11/11	13/11
Jalen Mayden	--	--	3/0	--	3/0
Osirus Mitchell	--	9/0	13/13	11/11	33/24
C.J. Morgan	--	10/0	13/3	9/9	32/12

Player	'16	'17	'18	'19	Total
Marcus Murphy	--	--	12/0	3/1	15/1
Aaron Odom	--	--	2/0	2/0	4/0
Dareau Parker	--	12/0	13/0	9/9	34/9
JaVonta Payton	--	--	--	10/0	10/0
Nick Pendley	--	--	--	2/0	2/0
Fred Peters	--	--	--	11/0	11/0
Tyre Phillips	--	--	13/0	11/11	24/11
Nathan Pickering	--	--	--	7/1	7/1
Shawn Preston Jr.	--	--	1/0	7/1	8/1
J.P. Purvis	--	--	--	4/0	4/0
Jaylon Reed	--	--	3/0	--	3/0
Stewart Reese	--	13/13	13/13	9/7	35/34
Chauncey Rivers	--	--	13/0	11/11	24/11
Robert Rivers	--	--	3/0	1/0	4/0
Devon Robinson	--	--	1/0	--	1/0
Demonte' Russell	--	--	--	3/0	3/0
Kody Schexnayder	4/0	1/0	13/0	11/0	29/0
LaQuinston Sharp	--	--	--	7/3	7/3
Joshua Short	--	--	1/0	--	1/0
Garrett Shrader	--	--	--	9/3	9/3
Maurice Smitherman	10/0	13/0	13/2	6/6	42/8
Marquiss Spencer	12/0	13/0	5/1	11/11	39/10
Geor'quarius Spivey	--	--	3/0	11/1	14/1
Tommy Stevens	--	--	--	8/8	8/8
Michael Story	8/2	6/0	9/1	9/1	32/4
Cordavien Suggs	--	--	--	2/0	2/0
Nathan Swanson	--	--	2/0	--	2/0
Deddrick Thomas	10/0	13/0	13/8	11/10	47/18
Erroll Thompson	--	13/3	13/13	11/11	37/27
Keytaon Thompson	--	10/1	9/1	--	19/2
Sherman Timbs	--	--	1/0	11/0	12/0
Powers Warren	--	--	5/0	1/0	6/0
Tim Washington	12/0	13/0	13/0	10/0	48/0
Nathaniel Watson	--	--	2/0	6/0	8/0
Evans Wilkerson	12/0	13/0	13/0	11/0	49/0
Austin Williams	--	--	13/5	11/0	24/5
Darryl Williams	7/0	13/13	12/12	11/11	43/36
Tyler Williams	--	--	9/0	8/4	17/4
Lee Witherspoon	--	--	--	9/0	9/0
Cameron Young	--	--	1/0	8/0	9/0
Isaiah Zuber	--	--	--	11/3	11/3

* 11/0 in 2015

LONG PLAYS

MISSISSIPPI STATE'S 20+ YARD PLAYS

MSU'S 20+ YARD PLAYS BREAKDOWN

BY PLAY

Pass	27
Rush	24
TOTAL	51

BY GAME

Louisiana	3
Southern Miss	4
Kansas State	3
Kentucky	6
Auburn	6
Tennessee	1
LSU	3
Texas A&M	6
Arkansas	9
Alabama	4
Abilene Christian	6
Ole Miss	

BY QUARTER

1st	12
2nd	12
3rd	15
4th	12

RUSHING

Kylin Hill	11
Garrett Shrader	4
Nick Gibson	4
Tommy Stevens	4
Lee Witherspoon	1

PASSING

Garrett Shrader	18
Tommy Stevens	9

RECEIVING

Osirus Mitchell	6
Dedrick Thomas	5
Isaiah Zuber	4
Stephen Guidry	3
Farrod Green	2
JaVonta Payton	2
Austin Williams	2
Malik Dear	1
Nick Gibson	1
Kylin Hill	1

20+ MORE YARD TOUCHDOWNS

Osirus Mitchell	5
Stephen Guidry	2
Kylin Hill	1
Nick Gibson	1
Tommy Stevens	1
Lee Witherspoon	1
Isaiah Zuber	1

MSU'S 20+ YARD PLAYS FROM SCRIMMAGE

Yards	Type	Player	Opponent	Qtr.
88*	Pass	Kylin Hill from Tommy Stevens	Abilene Christian	2nd
62	Rush	Kylin Hill	Arkansas	1st
58	Rush	Kylin Hill	Arkansas	2nd
49	Rush	Garrett Shrader	Kentucky	4th
47*	Rush	Nick Gibson	Arkansas	4th
47	Pass	Farrod Green from Garrett Shrader	Auburn	2nd
46	Rush	Tommy Stevens	Alabama	3rd
42	Pass	Dedrick Thomas from Tommy Stevens	Arkansas	3rd
39	Rush	Kylin Hill	Texas A&M	3rd
38*	Pass	Isaiah Zuber from Garrett Shrader	Texas A&M	4th
37	Rush	Kylin Hill	Arkansas	2nd
36	Rush	Kylin Hill	Texas A&M	1st
36	Rush	Garrett Shrader	Kentucky	2nd
35*	Pass	Osirus Mitchell from Tommy Stevens	Kansas State	2nd
34	Pass	JaVonta Payton from Garrett Shrader	Abilene Christian	4th
33*	Pass	Osirus Mitchell from Tommy Stevens	Arkansas	1st
32*	Pass	Stephen Guidry from Garrett Shrader	Texas A&M	1st
31*	Pass	Osirus Mitchell from Tommy Stevens	Louisiana	1st
30*	Rush	Tommy Stevens	Abilene Christian	3rd
30	Pass	Tommy Stevens to Farrod Green	Alabama	3rd
30	Pass	JaVonta Payton from Garrett Shrader	Auburn	4th
29	Rush	Tommy Stevens	Abilene Christian	3rd
29	Pass	Isaiah Zuber from Garrett Shrader	LSU	3rd
28	Rush	Nick Gibson	Arkansas	4th
28*	Pass	Osirus Mitchell from Tommy Stevens	Southern Miss	1st
28	Pass	Austin Williams from Tommy Stevens	Louisiana	2nd
27	Rush	Tommy Stevens	Alabama	1st
27	Pass	Isaiah Zuber from Tommy Stevens	Arkansas	2nd
26	Pass	Dedrick Thomas from Garrett Shrader	Kansas State	3rd
25	Pass	Stephen Guidry from Garrett Shrader	Texas A&M	4th
25	Pass	Dedrick Thomas from Garrett Shrader	Texas A&M	3rd
25	Pass	Dedrick Thomas from Garrett Shrader	Kentucky	3rd
24	Pass	Nick Gibson from Garrett Shrader	LSU	2nd
24*	Pass	Stephen Guidry from Garrett Shrader	LSU	4th
24	Rush	Garrett Shrader	Auburn	1st
22	Rush	Kylin Hill	Abilene Christian	1st
22	Rush	Kylin Hill	Abilene Christian	3rd
22	Rush	Kylin Hill	Kansas State	2nd
22	Rush	Kylin Hill	Southern Miss	1st
22	Rush	Kylin Hill	Southern Miss	3rd
22*	Rush	Lee Witherspoon	Southern Miss	4th
21	Rush	Nick Gibson	Arkansas	2nd
21	Pass	Osirus Mitchell from Garrett Shrader	Tennessee	4th
21*	Pass	Osirus Mitchell from Garrett Shrader	Auburn	3rd
21	Pass	Dedrick Thomas from Garrett Shrader	Kentucky	1st
20	Rush	Nick Gibson	Alabama	4th
20	Rush	Garrett Shrader	Auburn	4th
20	Pass	Isaiah Zuber from Garrett Shrader	Auburn	3rd
20	Pass	Austin Williams from Garrett Shrader	Kentucky	2nd
20	Pass	Malik Dear from Garrett Shrader	Kentucky	3rd
20	Rush	Kylin Hill	Louisiana	1st

*Denotes play resulted in touchdown.

MISSISSIPPI STATE'S LONGEST PLAYS OF THE SEASON

Type	Play	Opponent
Rushing	62 yards by Kylin Hill	Arkansas (11/2)
Rushing Touchdown	47 yards by Nick Gibson	Arkansas (11/2)
Passing	88 yards by Tommy Stevens to Kylin Hill	Abilene Christian (11/23)
Passing Touchdown	88 yards by Tommy Stevens to Kylin Hill	Abilene Christian (11/23)
Punt Return	40 yards by Malik Dear	at Louisiana (8/31)
Kick Return	24 yards by JaVonta Payton	Kansas State (9/14)
Interception Return	52 yards by Willie Gay Jr.	Kentucky (9/21)
Punt	70 yards by Tucker Day	LSU (10/19)
Field Goal	51 yards by Jace Christmann	at Tennessee (10/12)

MISCELLANEOUS STATS

GAMES WITH A RECEPTION

Player	'16	'17	'18	'19	Career
#1 Stephen Guidry	--	--	12	9	21
#2 Deddrick Thomas	3	11	10	11	35
#3 Devonta Jason	--	--	2	--	2
#4 JaVonta Payton	--	--	--	5	5
#5 Osirus Mitchell	--	5	10	9	24
#8 Kylin Hill	--	3	10	9	22
#9 Malik Dear (10 in '15)	10	--	1	2	23
#12 Isaiah Zuber	--	--	--	6	6
#18 Cameron Gardner	--	--	--	1	1
#21 Nick Gibson	0	3	5	2	10
#25 Brad Cumbest	--	--	1	1	2
#82 Farrod Green	6	5	9	10	30
#84 Donte Jones	--	0	4	4	8
#85 Austin Williams	--	--	7	6	13

GAMES WITH 5+ RECEPTIONS

Player	'16	'17	'18	'19	Career
#1 Stephen Guidry	--	--	0	1	1
#5 Osirus Mitchell	--	0	2	4	5
#8 Kylin Hill	--	0	1	--	1
#9 Malik Dear (1 in '15)	0	--	0	--	1

RECEPTIONS OF 20+ YARDS

Player	'16	'17	'18	'19	Career
#1 Stephen Guidry	--	--	9	3	12
#2 Deddrick Thomas	0	4	4	4	12
#3 Devonta Jason	--	--	1	1	2
#4 JaVonta Peyton	--	--	--	1	1
#5 Osirus Mitchell	--	--	7	4	11
#8 Kylin Hill	--	0	2	1	3
#9 Malik Dear (1 in '15)	4	--	0	--	5
#21 Nick Gibson	0	0	0	2	2
#25 Brad Cumbest	--	--	1	--	1
#82 Farrod Green	0	4	0	1	5
#84 Donte Jones	--	0	1	--	1
#85 Austin Williams	--	--	3	2	5

RECEPTIONS OF 50+ YARDS

Player	'16	'17	'18	'19	Career
#1 Stephen Guidry	--	--	2	--	2
#5 Osirus Mitchell	--	--	1	--	1
#8 Kylin Hill	--	--	1	1	2
#82 Farrod Green	0	1	0	--	1

RECEPTIONS FOR A FIRST DOWN

Player	'16	'17	'18	'19	Career
#1 Stephen Guidry	--	--	15	19	34
#2 Deddrick Thomas	3	10	10	15	38
#3 Devonta Jason	--	--	2	--	2
#4 JaVonta Peyton	--	--	--	1	1
#5 Osirus Mitchell	--	3	13	19	35
#8 Kylin Hill	--	1	6	6	13
#9 Malik Dear (14 in '15)	13	--	1	3	31
#12 Isaiah Zuber	--	--	--	8	8
#18 Cameron Gardner	--	--	--	1	1
#21 Nick Gibson	0	2	2	1	5
#25 Brad Cumbest	--	--	1	--	1
#82 Farrod Green	7	5	5	10	28
#84 Donte Jones	--	0	3	3	6
#85 Austin Williams	--	--	5	5	10

100-YARDS RECEIVING

Player	'16	'17	'18	'19	Career
#1 Stephen Guidry	--	--	1	--	1
#5 Osirus Mitchell	--	0	1	--	1

GAMES WITH A RECEIVING TD

Player	'16	'17	'18	'19	Career
#1 Stephen Guidry	--	--	3	4	7
#2 Deddrick Thomas	1	4	2	2	9
#5 Osirus Mitchell	--	0	3	5	8
#8 Kylin Hill	--	0	4	1	5
#9 Malik Dear (1 in '15)	2	--	0	--	3
#82 Farrod Green	1	0	0	1	2
#84 Donte Jones	--	0	1	--	1
#85 Austin Williams	--	--	2	2	4

GAMES WITH MULTIPLE RECEIVING TDS

Player	'16	'17	'18	'19	Career
#5 Osirus Mitchell	--	0	1	--	1
#9 Malik Dear (1 in '15)	0	--	0	--	1
#85 Austin Williams	--	--	1	--	1

RUNS OF 10+ YARDS

Player	'16	'17	'18	'19	Career
#6 Garrett Shrader	--	--	--	29	29
#8 Kylin Hill	--	14	19	36	69
#21 Nick Gibson	2	8	5	8	23

RUNS OF 20+ YARDS

Player	'16	'17	'18	'19	Career
#6 Garrett Shrader	--	--	--	8	8
#8 Kylin Hill	--	1	5	11	18
#21 Nick Gibson	0	1	2	3	6

RUNS OF 50+ YARDS

Player	'16	'17	'18	'19	Career
#8 Kylin Hill	--	0	1	2	3
#21 Nick Gibson	0	0	1	--	1

RUSHING FIRST DOWNS

Player	'16	'17	'18	'19	Career
#6 Garrett Shrader	--	--	--	35	35
#8 Kylin Hill	--	22	37	54	113
#21 Nick Gibson	3	11	11	11	36

100-YARDS RUSHING

Player	'16	'17	'18	'19	Career
#6 Garrett Shrader	--	--	--	2	2
#8 Kylin Hill	--	0	3	7	10
#21 Nick Gibson	0	0	0	1	1

GAMES WITH A RUSHING TOUCHDOWN

Player	'16	'17	'18	'19	Career
#6 Garrett Shrader	--	--	--	4	4
#7 Tommy Stevens	--	--	--	3	3
#8 Kylin Hill	--	2	3	6	11
#21 Nick Gibson	0	1	1	4	6

GAMES WITH MULTIPLE RUSHING TDS

Player	'16	'17	'18	'19	Career
#8 Kylin Hill	--	0	1	2	3

CAREER HIGHS

MISSISSIPPI STATE OFFENSIVE/SPECIAL TEAMS CAREER HIGHS

#1 WR STEPHEN GUIDRY

Receptions	6, vs LSU (10-19-19)
Receiving Yards	130, vs. Texas A&M (10-27-18)
Receiving TDs	1, (6x) last vs LSU (10-19-19)
Long Reception	84 vs. Texas A&M (10-27-18)

#2 WR DEDDRICK THOMAS

Receptions	4, vs. Ole Miss (11-23-17)
Receiving Yards	70, vs. LA Tech (11-3-18)
Receiving TDs	1, (6x) last vs Abilene Christian (11-23-19)
Long Reception	44, vs. Louisiana (9-15-18)
Punt Returns	4, vs. Massachusetts (11-3-17)
Punt Return Yards	104, vs. Massachusetts (11-3-17)
Long Punt Return	83 vs. Massachusetts (11-3-17)
Kick Returns	5, vs. Louisville (12-30-17)
Kick Return Yards	110, vs. Louisville (12-30-17)
Long Kick Return	22, (twice) last at Ole Miss (11-22-18)

#4 JAVONTA PAYTON

Receptions	2, vs. Kentucky (9-21-19)
Receiving Yards	34, vs Abilene Christian (11-23-19)
Long Reception	34, vs Abilene Christian (11-23-19)

#5 WR OSIRUS MITCHELL

Receptions	6, (3x) last at Louisiana (8-31-19)
Receiving Yards	114, vs. Stephen F. Austin (9-1-18)
Receiving TDs	2, vs. Stephen F. Austin (9-1-18)
Long Reception	84, vs. Stephen F. Austin (9-1-18)

#6 QB GARRETT SHRADER

Completions	17, (2x) last vs LSU (10-19-19)
Attempts	30, at Texas A&M (10-26-19)
Passing Yards	238, vs LSU (10-19-19)
Passing TDs	3, at Texas A&M (10-26-19)
Long Pass	47, at Auburn (9-28-19)
Rushes	19, vs LSU (10-19-19)
Rushing Yards	125, vs. Kentucky (9-21-19)
Rushing TDs	1, (4x) last vs Abilene Christian (11-23-19)
Long Rush	49, vs. Kentucky (9-21-19)

#7 QB TOMMY STEVENS

Completions	20, at Louisiana (8-31-19)
Attempts	30, at Louisiana (8-31-19)
Passing Yards	236, at Louisiana (8-31-19)
Passing TDs	2, (4x) last vs Abilene Christian (11-23-19)
Long Pass	88, vs Abilene Christian (11-23-19)
Rushes	15, at Arkansas (11-2-19)
Rushing Yards	153, vs Abilene Christian (11-23-19)
Rushing TDs	3, at Maryland (11-25-17)*
Long Rush	46, vs. Alabama (11-17-19)
Receptions	3, vs. Washington (12-30-17)*
Receiving Yards	22, vs. Nebraska (11-18-17)*
Receiving TDs	1, (twice) last at Northwestern (10-7-17)*
Long Reception	13, vs. Nebraska (11-18-17)*

* achieved while playing at Penn State

#8 RB KYLIN HILL

Rushes	27, at Louisiana (8-31-19)
Rushing Yards	234, at Arkansas (11-2-19)
Rushing TDs	3, (twice) last at Arkansas (11-2-19)
Long Rush	52, at Kansas State (9-8-18)
Receptions	5, vs. LA Tech (11-3-18)
Receiving Yards	84, vs Abilene Christian (11-23-19)
Receiving TDs	1, (5x) last vs Abilene Christian (11-23-19)
Long Reception	88, vs Abilene Christian (11-23-19)

#9 WR MALIK DEAR

Receptions	6, vs. LA Tech (10-17-15)
Receiving Yards	70, vs. LA Tech (10-17-15)
Receiving TDs	2, vs. Ole Miss (11-28-15)
Long Reception	27, vs. LA Tech (10-17-15)
Rushes	5, at Kentucky (10-22-16)
Rushing Yards	77, at Kentucky (10-22-16)
Long Rush	52, at Texas A&M (10-3-15)
Punt Returns	2, (3x) last vs LSU (10-19-19)
Punt Return Yards	40, at Louisiana (8-31-19)
Long Punt Return	40, at Louisiana (8-31-19)
Kick Returns	4, vs. Arkansas (11-19-16)
Kick Return Yards	56, vs. LA Tech (10-17-15)
Long Kick Return	34, vs. LA Tech (10-17-15)

#12 WR ISAIHA ZUBER

Receptions	10, at West Virginia (9-22-18)*
Receiving Yards	144, vs. UTSA (9-15-18)*
Receiving TDs	2, (3x) last at Texas A&M (10-26-19)
Long Reception	72, vs. UTSA (9-15-18)*
Punt Returns	4, at TCU (11-3-18)*
Punt Return Yards	92, at South Dakota (9-1-18)*
Long Punt Return	85, at South Dakota (9-1-18)*

* achieved while playing at Kansas State

#18 WR CAMERON GARDNER

Receptions	1, vs. Southern Miss (9-7-19)
Receiving Yards	7, vs. Southern Miss (9-7-19)
Receiving TDs	none
Long Reception	7, vs. Southern Miss (9-7-19)

#21 RB NICK GIBSON

Rushes	12, at Arkansas (11-2-19)
Rushing Yards	129, at Arkansas (11-2-19)
Rushing TDs	1, (6x) last vs Abilene Christian (11-23-19)
Long Rush	62, vs. LA Tech (11-3-18)
Receptions	1, (several times) last vs LSU (10-19-19)
Receiving Yards	12, (twice) last at LSU (10-20-18)
Long Reception	12, (twice) last at LSU (10-20-18)

#22 RB LEE WITHERSPOON

Rushes	7, vs. Southern Miss (9-7-18)
Rushing Yards	40, vs. Southern Miss (9-7-18)
Rushing TDs	1, vs. Southern Miss (9-7-18)
Long Rush	22, vs. Southern Miss (9-7-18)

#25 WR BRAD CUMBEST

Receptions	2, at Arkansas (11-2-19)
Receiving Yards	21, vs. Louisiana (9-15-18)
Receiving TDs	none
Long Reception	21, vs. Louisiana (9-15-18)

#32 RB ROBERT RIVERS

Rushes	3, vs. Louisiana (9-15-18)
Rushing Yards	21, vs. Louisiana (9-15-18)
Rushing TDs	none
Long Rush	9, vs. Louisiana (9-15-18)

#82 TE FARROD GREEN

Receptions	3, (6x) last vs Abilene Christian (11-23-19)
Receiving Yards	69, at Auburn (9-28-19)
Receiving TDs	1, (twice) last at Arkansas (11-2-19)
Long Reception	62, vs. Charleston Southern (9-2-17)

#84 TE DONTA JONES

Receptions	2, (twice) last vs. Kansas State (9-14-19)
Receiving Yards	32, vs. Kansas State (9-14-19)
Receiving TDs	1, vs. Stephen F. Austin (9-1-18)
Long Reception	26, vs. Kansas State (9-14-19)

#85 WR AUSTIN WILLIAMS

Receptions	3, at Louisiana (8-31-19)
Receiving Yards	52, vs. Arkansas (11-17-18)
Receiving TDs	2, vs. Arkansas (11-17-18)
Long Reception	33, vs. Arkansas (11-17-18)

#26 K JORDAN LAWLESS

Field Goal Attempts	2, at Louisiana (8-31-19)
Field Goals Made	1, at Louisiana (8-31-19)
Field Goal Long	37, at Louisiana (8-31-19)
PATs Made	5, at Louisiana (8-31-19)
Kickoffs	none
Kickoff Yards	none
Kickoff Average	none

#27 P KODY SCHEXNAYDER

Punts	7, at Alabama (11-12-16)
Punt Yards	210, at Alabama (11-12-16)
Punt Average	46.67, at Ole Miss (11-26-16)
Long Punt	52, vs. Texas A&M (11-5-16)
50+ Yard Punts	1, (twice) last at Ole Miss (11-26-16)
Punts Downed Inside 20	2, at Alabama (11-12-16)

#42 P TUCKER DAY

Punts	8, at Alabama (11-10-18)
Punt Yards	294, at Alabama (11-10-18)
Punt Average	50.4, vs. Iowa (1-1-19)
Long Punt	70, (2x) last vs LSU (10-19-19)
50+ Yard Punts	2, (twice) last vs. Southern Miss (9-7-19)
Punts Downed Inside 20	3, (3x) last vs. Southern Miss (9-7-19)

#47 K JACE CHRISTMANN

Field Goal Attempts	4, vs. Auburn (10-6-18)
Field Goals Made	3, (3x) last vs. Iowa (1-1-19)
Field Goal Long	51, vs. Tennessee (10-12-19)
PATs Made	8, vs. Louisiana (9-15-18)
Kickoffs	2, vs. Alabama (11-17-19)
Kickoff Yards	60, vs. Alabama (11-17-19)
Kickoff Average	44.0, vs. LA Tech (11-3-18)

#47 K SCOTT GOODMAN

Kickoffs	10, vs. Stephen F. Austin (9-1-18)
Kickoff Yards	643, vs. Stephen F. Austin (9-1-18)
Kickoff Average	65.0, (twice) last at Alabama (11-10-18)

#97 P REED BOWMAN

Punts	2, at Auburn (9-28-19)
Punt Yards	82, at Auburn (9-28-19)
Punt Average	41.0, at Auburn (9-28-19)
Long Punt	51, at Auburn (9-28-19)
50+ Yard Punt	1, at Auburn (9-28-19)
Punts Downed Inside 20	1, at Auburn (9-28-19)

CAREER HIGHS

MISSISSIPPI STATE DEFENSIVE CAREER HIGHS

#1 CB MARTIN EMERSON

Tackles 6, at Auburn (9-28-19)
TFL 1.0, at Auburn (9-28-19)
Sacks none
PBU 1, at Arkansas (11-2-19)
Interceptions 1, vs. Southern Miss (9-7-19)
Fumbles Forced 1, at Arkansas (11-2-19)
Fumbles Recovered none

#2 CB JARRIAN JONES

Tackles 6, vs Abilene Christian (11-23-19)
TFL none
Sacks none
PBU 1, (twice) at Texas A&M (10-26-19)
Interceptions none
Fumbles Forced none
Fumbles Recovered 1, vs. Kansas State (9-14-19)

#3 CB CAMERON DANTZLER

Tackles 7, (3x) last vs LSU (10-19-19)
TFL 1.0, (4x) last vs. Abilene Christian (11-23-19)
Sacks 1.5, vs. Abilene Christian (11-23-19)
PBU 3, (3x) last vs. Kentucky (9-21-19)
Interceptions 1, (5x) last vs Tennessee (10-12-19)
Fumbles Forced 1, vs LSU (10-19-19)
Fumbles Recovered 1, at Louisiana (8-31-19)

#5 DE CHAUNCEY RIVERS

Tackles 5, (twice) at Texas A&M (10-26-19)
TFL 2.0, vs. Louisiana (9-15-18)
Sacks 1.5, vs LSU (10-19-19)
PBU 1, (twice) last at Arkansas (11-2-19)
Interceptions none
Fumbles Forced none
Fumbles Recovered none

#6 LB WILLIE GAY JR.

Tackles 9, at Alabama (11-10-18)
TFL 2.0, at Alabama (11-10-18)
Sacks 2.0, at Alabama (11-10-18)
PBU 1, (3x) last vs. Florida (9-29-18)
Interceptions 1, (3x) last vs. Kentucky (9-21-19)
Fumbles Forced 1, vs. Massachusetts (11-3-17)
Fumbles Recovered 1, (twice) last at Arkansas (11-2-19)

#7 S MARCUS MURPHY

Tackles 8, at Arkansas (11-2-19)
TFL 0.5, vs. Arkansas (11-17-18)
Sacks none
PBU 1, (twice) last at Arkansas (11-2-19)
Interceptions 1, at Arkansas (11-2-19)
Fumbles Forced none
Fumbles Recovered none

#10 LB LEO LEWIS

Tackles 12, (twice) last vs. Kansas State (9-14-19)
TFL 2.0, vs. South Alabama (9-3-16)
Sacks 1.0, (3x) last vs LSU (10-19-19)
PBU 1, (5x) last vs. Abilene Christian (11-23-19)
Interceptions none
Fumbles Forced 1, (2x) at Auburn (9-28-19)
Fumbles Recovered 2, at Auburn (9-28-19)

#11 S JAQUARIUS LANDREWS

Tackles 9, at Auburn (9-28-19)
TFL none
Sacks none
PBU 1, (2x) last vs. Abilene Christian (11-23-19)
Interceptions 1, vs. Abilene Christian (11-23-19)
Fumbles Forced none
Fumbles Recovered none

#12 S SHAWN PRESTON, JR.

Tackles 8, vs. Abilene Christian (11-23-19)
TFL 2.5, vs. Texas A&M (10-27-18)
Sacks 2.0, vs. Texas A&M (10-27-18)
PBU 4, vs. Kentucky (9-21-19)
Interceptions none
Fumbles Forced none
Fumbles Recovered none

#13 CB TYLER WILLIAMS

Tackles 8, vs. Alabama (11-17-19)
TFL none
Sacks none
PBU 2, at Louisiana (8-31-19)
Interceptions none
Fumbles Forced 1, vs. Alabama (11-17-19)
Fumbles Recovered 1, vs. Southern Miss (9-7-19)

#14 LB NATHANIEL WATSON

Tackles 2, vs. Stephen F. Austin (9-1-18)
TFL none
Sacks none
PBU none
Interceptions none
Fumbles Forced none
Fumbles Recovered none

#16 CB KOREY CHARLES

Tackles 2, at Texas A&M (10-26-19)
TFL none
Sacks none
PBU none
Interceptions none
Fumbles Forced 1, vs. Abilene Christian (11-23-19)
Fumbles Recovered none

#18 LB AARON BRULE

Tackles 5, vs. Abilene Christian (11-23-19)
TFL none
Sacks none
PBU 1, vs. Abilene Christian (11-23-19)
Interceptions none
Fumbles Forced none
Fumbles Recovered 1, at Auburn (9-28-19)

#20 CB TAURY DIXON

Tackles 1, at Louisiana (8-31-19)
TFL none
Sacks none
PBU none
Interceptions none
Fumbles Forced none
Fumbles Recovered none

#31 S AADREEKIS CONNER

Tackles 2, vs. Kansas State (9-14-19)
TFL none
Sacks none
PBU none
Interceptions none
Fumbles Forced none
Fumbles Recovered none

#32 S BRIAN COLE II

Tackles 9, at Texas A&M (10-26-19)
TFL 2.5, vs. Southern Miss (9-7-19)
Sacks 1.0, (3x) last vs. Kansas State (9-14-19)
PBU 1, (twice) last at Arkansas (11-2-19)
Interceptions 1, (2x) last vs Tennessee (10-12-19)
Fumbles Forced 1, vs. Kansas State (9-14-19)
Fumbles Recovered 1, at Louisiana (8-31-19)

#38 S FRED PETERS

Tackles 4, vs. Abilene Christian (11-23-19)
TFL 2.0, vs. Abilene Christian (11-23-19)
Sacks 1.0, vs. Abilene Christian (11-23-19)
PBU none
Interceptions 1, vs. Abilene Christian (11-23-19)
Fumbles Forced 1, vs. Abilene Christian (11-23-19)
Fumbles Recovered none

#40 LB ERROLL THOMPSON

Tackles 14, vs. Florida (9-29-18)
TFL 2.5, vs. Arkansas (11-17-18)
Sacks 1.5, vs. Arkansas (11-17-18)
PBU 1, (twice) last vs. Kentucky (9-21-19)
Interceptions 1, (twice) last vs. Texas A&M (10-27-18)
Fumbles Forced 1, vs. Ole Miss (11-23-17)
Fumbles Recovered 1, at Louisiana (8-31-19)

#42 DE MARQUISS SPENCER

Tackles 6, at Texas A&M (10-26-19)
TFL 1.5, (2x) last vs. Alabama (11-17-19)
Sacks 1.0, (twice) last vs. Southern Miss (9-7-19)
PBU 1, (3x) vs LSU (10-19-19)
Interceptions none
Fumbles Forced 1, (twice) last vs. Southern Miss (9-7-19)
Fumbles Recovered 1, (3x) last at Arkansas (11-18-17)

#41 LB TIM WASHINGTON

Tackles 9, vs. Louisiana (9-15-18)
TFL 1.0, (3x) last vs. Kentucky (9-21-19)
Sacks 1.0, vs. Kentucky (9-21-19)
PBU none
Interceptions none
Fumbles Forced 2, at Auburn (9-28-19)
Fumbles Recovered none

#52 DE KOBE JONES

Tackles 6, vs. Charleston Southern (9-2-17)
TFL 2.5, vs. Charleston Southern (9-2-17)
Sacks 1.0, (twice) last at Auburn (9-28-19)
PBU none
Interceptions none
Fumbles Forced 1, vs. Charleston Southern (9-2-17)
Fumbles Recovered 1, vs. Auburn (10-6-18)

CAREER HIGHS

MISSISSIPPI STATE DEFENSIVE CAREER HIGHS

#54 DT FABIEEN LOVETT

Tackles 4, vs Tennessee (10-12-19)
 TFL 0.5, vs Tennessee (10-12-19)
 Sacks..... 0.5, vs Tennessee (10-12-19)
 PBU none
 Interceptions..... none
 Fumbles Forced none
 Fumbles Recovered none

#84 DT JADEN CRUMEDY

Tackles 4, vs. Alabama (11-17-19)
 TFL 1.0, at Auburn (9-28-19)
 Sacks..... none
 PBU none
 Interceptions..... none
 Fumbles Forced none
 Fumbles Recovered none

#90 DT LEE AUTRY

Tackles 3, (2x) last vs Tennessee (10-12-19)
 TFL 1.0, (2x) last vs Tennessee (10-12-19)
 Sacks..... 0.5, vs Tennessee (10-12-19)
 PBU none
 Interceptions..... none
 Fumbles Forced none
 Fumbles Recovered none

#92 DT KENDELL JONES

Tackles 2, vs. Charleston Southern (9-1-17)
 TFL 0.5, vs. Charleston Southern (9-1-17)
 Sacks..... none
 PBU none
 Interceptions..... none
 Fumbles Forced none
 Fumbles Recovered none

#99 DT JAMES JACKSON

Tackles 2, vs. Stephen F. Austin (9-1-18)
 TFL none
 Sacks..... none
 PBU none
 Interceptions..... none
 Fumbles Forced 1, at Auburn (9-28-19)
 Fumbles Recovered none

GAME SUPERLATIVES

MISSISSIPPI STATE

INDIVIDUAL GAME HIGHS

Rushes	27	Kylin Hill at Louisiana (Aug 31, 2019)
Yards Rushing	234	Kylin Hill at Arkansas (Nov 02, 2019)
TD Rushes	3	Kylin Hill vs Kentucky (Sep 21, 2019) Kylin Hill at Arkansas (Nov 02, 2019)
Long Rush	62	Kylin Hill at Arkansas (Nov 02, 2019)
Pass attempts	30	Tommy Stevens at Louisiana (Aug 31, 2019) Garrett Shrader at Texas A&M (Oct 26, 2019)
Pass completions	20	Tommy Stevens at Louisiana (Aug 31, 2019)
Yards Passing	238	Garrett Shrader vs LSU (Oct 19, 2019)
TD Passes	3	Garrett Shrader at Texas A&M (Oct 26, 2019)
Long Pass	88	Tommy Stevens vs Abilene Christian (Nov 23, 2019)
Receptions	6	Osirus Mitchell at Louisiana (Aug 31, 2019) Stephen Guidry vs LSU (Oct 19, 2019)
Yards Receiving	98	Stephen Guidry vs LSU (Oct 19, 2019)
TD Receptions	2	Isaiah Zuber at Texas A&M (Oct 26, 2019)
Long Reception	88	Kylin Hill vs Abilene Christian (Nov 23, 2019)
Field Goals	2	Jace Christmann at Arkansas (Nov 02, 2019)
Long Field Goal	51	Jace Christmann at Tennessee (Oct 12, 2019)
Punts	6	Tucker Day vs Kansas State (Sep 14, 2019)
Punting Avg	49.8	Tucker Day vs Southern Miss (Sep 07, 2019)
Long Punt	70	Tucker Day vs LSU (Oct 19, 2019)
Punts inside 20	3	Tucker Day vs Southern Miss (Sep 07, 2019)
Long Punt Return	40	Malik Dear at Louisiana (Aug 31, 2019)
Long Kickoff Return	28	Isaiah Zuber vs LSU (Oct 19, 2019)
Tackles	13	Erroll Thompson at Tennessee (Oct 12, 2019)
Sacks	1.5	Chauncey Rivers vs LSU (Oct 19, 2019)
Tackles For Loss	2.5	Brian Cole II vs Southern Miss (Sep 07, 2019) Nathan Pickering vs Abilene Christian (Nov 23, 2019)
Interceptions	1	Cameron Dantzler at Louisiana (Aug 31, 2019) Martin Emerson vs Southern Miss (Sep 07, 2019) C.J. Morgan vs Southern Miss (Sep 07, 2019) Willie Gay Jr. vs Kentucky (Sep 21, 2019) Cameron Dantzler at Tennessee (Oct 12, 2019) Brian Cole II at Tennessee (Oct 12, 2019) Marcus Murphy at Arkansas (Nov 02, 2019) Jaquarius Landrews vs Abilene Christian (Nov 23, 2019) Fred Peters vs Abilene Christian (Nov 23, 2019)

TEAM GAME HIGHS

Rushes	57	at Arkansas (Nov 02, 2019)
Yards Rushing	460	at Arkansas (Nov 02, 2019)
Yards Per Rush	9.3	vs Abilene Christian (Nov 23, 2019)
TD Rushes	4	at Arkansas (Nov 02, 2019)
Pass attempts	30	at Louisiana (Aug 31, 2019) at Texas A&M (Oct 26, 2019) vs Abilene Christian (Nov 23, 2019)
Pass completions	20	at Louisiana (Aug 31, 2019)
Yards Passing	238	vs LSU (Oct 19, 2019)
Yards Per Pass	9.5	at Arkansas (Nov 02, 2019)
TD Passes	3	at Texas A&M (Oct 26, 2019) vs Abilene Christian (Nov 23, 2019)
Total Plays	76	at Arkansas (Nov 02, 2019)
Total Offense	640	at Arkansas (Nov 02, 2019)
Yards Per Play	8.4	at Arkansas (Nov 02, 2019)
Points	54	at Arkansas (Nov 02, 2019)
Sacks By	4	vs Abilene Christian (Nov 23, 2019)
First Downs	29	at Louisiana (Aug 31, 2019)
Penalties	13	vs LSU (Oct 19, 2019)
Penalty Yards	109	vs LSU (Oct 19, 2019)
Turnovers	3	vs Kansas State (Sep 14, 2019) at Tennessee (Oct 12, 2019) vs LSU (Oct 19, 2019) at Texas A&M (Oct 26, 2019)
Interceptions By	2	vs Southern Miss (Sep 07, 2019) at Tennessee (Oct 12, 2019) vs Abilene Christian (Nov 23, 2019)
Punts	6	vs Kansas State (Sep 14, 2019) at Auburn (Sep 28, 2019)
Punting Avg	49.8	vs Southern Miss (Sep 07, 2019)
Long Punt	70	vs LSU (Oct 19, 2019)
Punts inside 20	3	vs Southern Miss (Sep 07, 2019)
Long Punt Return	40	at Louisiana (Aug 31, 2019)

GAME SUPERLATIVES

OPPONENTS

INDIVIDUAL GAME HIGHS

Rushes	22	Isaiah Spiller, at Texas A&M (Oct 26, 2019)
Yards Rushing	114	Rakeem Boyd, at Arkansas (Nov 02, 2019)
TD Rushes	3	JaTarvious Whitlow, at Auburn (Sep 28, 2019) Najee Harris, vs Alabama (Nov 16, 2019)
Long Rush	52	Rakeem Boyd, at Arkansas (Nov 02, 2019)
Pass attempts	41	Sawyer Smith, vs Kentucky (Sep 21, 2019)
Pass completions	25	Joe Burrow, vs LSU (Oct 19, 2019) Luke Anthony, vs Abilene Christian (Nov 23, 2019)
Yards Passing	335	Bo Nix, at Auburn (Sep 28, 2019)
TD Passes	4	Joe Burrow, vs LSU (Oct 19, 2019)
Long Pass	65	Jack Abraham, vs Southern Miss (Sep 07, 2019)
Receptions	11	Kobe Clark, vs Abilene Christian (Nov 23, 2019)
Yards Receiving	161	Seth Williams, at Auburn (Sep 28, 2019)
TD Receptions	2	Seth Williams, at Auburn (Sep 28, 2019)
Long Reception	65	Jordan Mitchell, vs Southern Miss (Sep 07, 2019)
Field Goals	3	Cade York, vs LSU (Oct 19, 2019)
Long Field Goal	49	Brent Cimaglia at Tennessee (Oct 12, 2019)
Punts	6	Sam Loy, at Arkansas (Nov 02, 2019) Simon Laryea vs Abilene Christian (Nov 23, 2019)
Punting Avg	51.3	Max Duffy, vs Kentucky (Sep 21, 2019)
Long Punt	61	Devin Anctil, vs Kansas State (Sep 14, 2019)
Punts inside 20	3	Braden Mann, at Texas A&M (Oct 26, 2019)
Long Punt Return	26	Jaylen Waddle, vs Alabama (Nov. 16, 2019)
Long Kickoff Return	100	Malik Knowles, vs Kansas State (Sep 14, 2019)
Tackles	13	Bumper Pool, at Arkansas (Nov 02, 2019)
Sacks	2.0	Ty Williams, vs Southern Miss (Sep 07, 2019) Darrell Taylor, at Tennessee (Oct 12, 2019)
Tackles For Loss	2.0	Ty Williams, vs Southern Miss (Sep 07, 2019) K.J. Britt, at Auburn (Sep 28, 2019) Darrell Taylor, at Tennessee (Oct 12, 2019) M. Divinity, vs LSU (Oct 19, 2019)
Interceptions	1	AJ Parker, vs Kansas State (Sep 14, 2019) Denzel Goolsby, vs Kansas State (Sep 14, 2019) Quandre Mosely, vs Kentucky (Sep 21, 2019) Nigel Warrior, at Tennessee (Oct 12, 2019) Trevon Flowers, at Tennessee (Oct 12, 2019) Kenneth George, at Tennessee (Oct 12, 2019) JaCoby Stevens, vs LSU (Oct 19, 2019) Kristian Fulton, vs LSU (Oct 19, 2019) Devin Morris, at Texas A&M (Oct 26, 2019) Shane Lee, vs Alabama (Nov 16, 2019)

TEAM GAME HIGHS

Rushes	45	at Auburn (Sep 28, 2019)
Yards Rushing	217	at Auburn (Sep 28, 2019)
Yards Per Rush	7.4	at Arkansas (Nov 02, 2019)
TD Rushes	6	at Auburn (Sep 28, 2019)
Pass attempts	42	vs Kentucky (Sep 21, 2019) vs Abilene Christian (Nov 23, 2019)
Pass completions	25	vs LSU (Oct 19, 2019) vs Abilene Christian (Nov 23, 2019)
Yards Passing	361	at Auburn (Sep 28, 2019)
Yards Per Pass	15.0	at Auburn (Sep 28, 2019)
TD Passes	4	vs LSU (Oct 19, 2019)
Total Plays	78	at Louisiana (Aug 31, 2019)
Total Offense	578	at Auburn (Sep 28, 2019)
Yards Per Play	8.5	vs Alabama (Nov 16, 2019)
Points	56	at Auburn (Sep 28, 2019)
Sacks By	7	at Tennessee (Oct 12, 2019)
First Downs	27	at Louisiana (Aug 31, 2019)
Penalties	7	vs Kansas State (Sep 14, 2019) vs LSU (Oct 19, 2019) vs Alabama (Nov 16, 2019)
Penalty Yards	88	vs LSU (Oct 19, 2019)
Turnovers	4	at Louisiana (Aug 31, 2019)
Interceptions By	3	at Tennessee (Oct 12, 2019)
Punts	6	at Arkansas (Nov 02, 2019) vs Abilene Christian (Nov 23, 2019)
Punting Avg	51.3	vs Kentucky (Sep 21, 2019)
Long Punt	61	vs Kansas State (Sep 14, 2019)
Punts inside 20	3	at Texas A&M (Oct 26, 2019)
Long Punt Return	26	vs Alabama (Nov 16, 2019)

TAKEAWAYS AND TURNOVERS

MISSISSIPPI STATE TAKEAWAYS

Opponent	Takeaway	Qtr.	Time	Yard-Line	Result	Result of Drive
Louisiana	Cameron Dantzler INTERCEPTION	1	12:15	UL 35	No return	Turnover (fumble)
	Brian Cole II FUMBLE RECOVERY	1	7:28	Own 48	No return	Turnover (downs)
	Erroll Thompson FUMBLE RECOVERY	2	11:14	UL 42	No return	Nick Gibson 8-yard TD rush
	Cameron Dantzler FUMBLE RECOVERY	3	3:53	Own 12	No return	Punt
Southern Miss	Tyler Williams FUMBLE RECOVERY	2	10:39	Own 42	No return	Punt
	Martin Emerson INTERCEPTION	4	3:07	Own 33	45-yard return	Lee Witherspoon 22-yard TD rush
	C.J. Morgan INTERCEPTION	4	1:33	Own 38	9-yard return	End of game
Kansas State	Paul Blackwell FUMBLE RECOVERY	2	10:44	Own 49	No return	Tommy Stevens 2-yard TD rush
	Darryl Williams FUMBLE RECOVERY	3	11:37	Own 17	4-yard return	Garrett Shrader 5-yard TD rush
	Jarrian Jones FUMBLE RECOVERY	3	1:58	Own 44	No return	Jace Christmann 47-yard FG
Kentucky	Willie Gay Jr. INTERCEPTION	1	13:35	Own 48	52-yard return (TD)	Willie Gay Jr. 52-yard TD return
Auburn	Leo Lewis FUMBLE RECOVERY	2	4:31	AU 48	No return	Turnover (fumble)
	Leo Lewis FUMBLE RECOVERY	3	11:01	Own 39	No return	Punt
	Aaron Brule FUMBLE RECOVERY	4	12:47	AU 47	No return	Turnover (downs)
Tennessee	Cameron Dantzler INTERCEPTION	1	11:06	Own 0	No return	Punt
	Brian Cole II INTERCEPTION	2	2:19	Own 0	No return	Turnover (interception)
Arkansas	Marcus Murphy INTERCEPTION	2	1:59	AR 32	32-yard return (TD)	Marcus Murphy 32-yard TD return
	Willie Gay Jr. FUMBLE RECOVERY	4	7:40	Own 38	No return	End of game
Abilene Christian	Jaquarius Landrews INTERCEPTION	2	11:55	Own 4	13-yard return	Punt
	Fred Peters INTERCEPTION	4	13:02	Own 29	6-yard return	Garrett Shrader 6-yard TD pass to Austin Williams
TOTAL	20 Takeaways (9 interceptions, 11 fumbles)				7 Touchdowns, 1 Field Goal (52 points)	

MISSISSIPPI STATE TURNOVERS

Opponent	Takeaway	Qtr.	Time	Yard-Line	Result	Result of Drive
Louisiana	Mi Jacquet III FUMBLE RECOVERY	1	10:11	Own 28	No return	Turnover (fumble)
	Paul Boudreaux FUMBLE RECOVERY	1	4:22	MSU 15	No return	Elija Mitchell 3-yard TD rush
Kansas State	Denzel Goolsby INTERCEPTION	1	6:28	KSU 31	16-yard return	Blake Lynch 35-yard FG
	Daniel Green FUMBLE RECOVERY	2	3:16	MSU 39	9-yard return	Skylar Thompson 1-yard TD rush
	AJ Parker INTERCEPTION	3	11:37	MSU 40	Fumble (recovered by MSU)	Garrett Shrader 5-yard TD rush
Kentucky	Quandre Mosely INTERCEPTION	2	0:48	Own 12	39-yard return	Chance Poore missed 47-yard FG
	Jamari Brown FUMBLE RECOVERY	3	9:10	Own 20	No return	Kavosiey Smoke 2-yard TD rush
Auburn	Jordyn Peters FUMBLE RECOVERY	1	9:41	Own 18	No return	Anthony Schwartz 13-yard TD rush
	Jeremiah Dinson FUMBLE RECOVERY	2	2:44	AU 16	No return	JaTarvious Whitlow 3-yard TD rush
Tennessee	Kenneth George INTERCEPTION	1	1:14	Own 10	24-yard return	Punt
	Trevon Flowers INTERCEPTION	2	0:59	Own 49	14-yard return	Brent Cimaglia 49-yard FG
	Nigel Warrior INTERCEPTION	3	4:57	Own 38	-3-yard return	Punt
LSU	Rashard Lawrence FUMBLE RECOVERY	2	11:37	MSU 45	1-yard return	Cade York 25-yard FG
	JaCoby Stevens INTERCEPTION	2	1:53	MSU 49	9-yard return	Ja'Marr Chase 8-yard TD catch
	Kristian Fulton INTERCEPTION	3	3:02	Own 40	No return	Punt
Texas A&M	Devin Morris INTERCEPTION	1	4:18	Own 45	No return	Kellen Mond 12-yard TD rush
	Debone Renfro FUMBLE RECOVERY	2	6:28	MSU 19	No return	Kendrick Rogers 16-yard TD catch
	Keldrick Carper FUMBLE RECOVERY	4	10:06	MSU 42	No return	Cordarrian Richardson 2-yard TD rush
Arkansas	Jordan Silver FUMBLE RECOVERY	2	5:56	MSU 23	No return	Connor Limpert 40-yard FG
Alabama	Shane Lee INTERCEPTION	1	12:59	MSU 29	10-yard return	Najee Harris 19-yard TD catch
TOTAL	20 Turnovers (10 interceptions, 10 fumbles)				10 Touchdowns, 4 Field Goals (82 points)	

2019 GAME LEADERS

MISSISSIPPI STATE GAME-BY-GAME LEADERS

Opponent	Rushes	Rush Yards	Catches	Receiving Yards	Tackles	Tackles-For-Loss	Sacks
at Louisiana	27, K. Hill	197, K. Hill	6, O. Mitchell	88, O. Mitchell	10, E. Thompson	1.0, 3 players	1.0, Team
Southern Miss	14, K. Hill	123, K. Hill	3, O. Mitchell	46, O. Mitchell	7, 2 players	2.5, B. Cole	1.0, 2 players
Kansas State	24, K. Hill	111, K. Hill	5, O. Mitchell	74, O. Mitchell	12, L. Lewis	2.0, B. Cole	1.0, B. Cole
Kentucky	26, K. Hill	125, G. Shrader	4, O. Mitchell	46, D. Thomas	9, C. Morgan	1.0, 5 players	1.0, 3 players
at Auburn	17, K. Hill	89, G. Shrader	3, F. Green	69, F. Green	8, 2 players	1.0, 6 players	1.0, 2 players
at Tennessee	13, G. Shrader	62, G. Shrader	5, O. Mitchell	58, O. Mitchell	13, E. Thompson	1.0, 4 players	0.5, 2 players
LSU	19, G. Shrader	66, G. Shrader	6, S. Guidry	98, S. Guidry	8, J. Landrews	1.5, 2 players	1.5, C. Rivers
at Texas A&M	21, K. Hill	150, K. Hill	3, 2 players	59, S. Guidry	9, B. Cole	1.0, 2 players	--
at Arkansas	21, K. Hill	234, K. Hill	2, 3 players	59, D. Thomas	8, 2 players	0.5, 4 players	--
Alabama	16, K. Hill	96, T. Stevens	3, 2 players	30, F. Green	9, E. Thompson	1.5, M. Spencer	0.5, 2 players
Abilene Christian	16, K. Hill	153, K. Hill	3, 3 players	84, K. Hill	8, S. Preston	2.5, N. Pickering	1.0, 3 players
Ole Miss							

OPPONENT GAME-BY-GAME LEADERS

Opponent	Rushes	Rush Yards	Catches	Receiving Yards	Tackles	Tackles-For-Loss	Sacks
at Louisiana	14, E. Mitchell	80, R. Calais	8, J. Bell	113, J. Bell	9, P. Butler	1.0, 2 players	1.0, 2 players
Southern Miss	6, D. Harris	51, K. Perkins	6, J. Mitchell	94, J. Mitchell	10, S. Showers	2.0, T. Williams	2.0, T. Williams
Kansas State	17, J. Gilbert	59, J. Gilbert	3, D. Schoen	50, D. Schoen	11, D. Goolsby	1.5, K. Ball	1.0, 2 players
Kentucky	10, K. Smoke	105, A. Rose	7, L. Bowden	129, L. Bowden	10, B. Echols	1.5, D. Square	1.0, 2 players
at Auburn	10, J. Whittlow	56, B. Nix	8, S. Williams	161, S. Williams	6, D. Thomas	2.0, K. Britt	1.0, 2 players
at Tennessee	19, T. Jordan	63, T. Chandler	3, 2 players	56, T. Byrd	7, D. Bituli	2.0, D. Taylor	2.0, D. Taylor
LSU	11, C. Edwards-Helaire	53, C. Edwards-Helaire	8, J. Jefferson	89, J. Jefferson	11, G. Delpit	2.0, M. Divinity	1.0, 2 players
at Texas A&M	22, I. Spiller	90, I. Spiller	5, Q. Davis	63, J. Wydermyer	7, D. Richardson	1.0, 2 players	1.0, 2 players
at Arkansas	11, R. Boyd	114, R. Boyd	2, 2 players	32, T. Burks	13, B. Pool	1.5, B. Pool	--
Alabama	17, N. Harris	88, N. Harris	7, J. Judy	114, J. Judy	10, S. Lee	1.0, 4 players	1.0, B. Davis
Abilene Christian	9, S. Davis	31, S. Davis	11, K. Clark	115, B. Hohenstein	12, J. Gibbens	1.0, 4 players	0.5, 2 players
Ole Miss							

LAST TIME IT HAPPENED

LAST TIME MISSISSIPPI STATE ...

RUSHING

Had 400+ yards rushing: at Arkansas, 2019 (460)
Had 300+ yards rushing: vs. Abilene Christian, 2019 (372)
Had 250+ yards rushing: vs. Abilene Christian, 2019 (372)
Had 200+ yards rushing: vs. Abilene Christian, 2019 (372)
Had 70+ rushing attempts: vs. Arkansas, 2010 (70)
Had 60+ rushing attempts: vs. Ole Miss, 2017 (62)
Had 50+ rushing attempts: at Arkansas, 2019 (57)
Had seven+ rushing TDs: vs. Louisiana, 2018 (6)
Had six+ rushing TDs: vs. Louisiana, 2018 (6)
Had five+ rushing TDs: vs. Louisiana, 2018 (6)
Had four+ rushing TDs: at Arkansas, 2019 (4)
Had three+ rushing TDs: vs. Abilene Christian, 2019 (3)
Had two+ players with 100 yards rushing: at Arkansas, 2019 (Kylin Hill - 234, Nick Gibson - 129)
Had three+ players with 100 yards rushing: vs. NE Louisiana, 1996 (Tony Buckhalter 119, Nakia Greer 110, Robert Isaac 103)

PASSING

Had 450+ yards passing: at Arkansas, 2015 (508)
Had 400+ yards passing: vs. Samford, 2016 (417)
Had 300+ yards passing: vs. Stephen F. Austin, 2018 (398)
Had 200+ yards passing: vs. LSU, 2019 (238)
Had 40+ pass attempts: at Alabama, 2016 (43)
Had 30+ pass attempts: vs. Abilene Christian, 2019 (30)
Had 25+ pass completions: vs. UMass, 2016 (26)
Had 20+ pass completions: at Louisiana, 2019 (20)
Had five+ passing TDs: vs. Arkansas, 2018 (5)
Had four+ passing TDs: vs. Arkansas, 2018 (5)
Had three+ passing TDs: vs. Abilene Christian, 2019 (3)
Had four+ passes intercepted: at LSU, 2018 (4)
Had three+ passes intercepted: at Tennessee, 2019 (3)

RECEIVING

Had two players with 100 yards receiving: vs. Samford, 2016 (Donald Gray, 207; Fred Ross, 107)
Had 10+ different receivers catch a pass: vs. Stephen F. Austin, 2018 (12)
Had eight+ different receivers catch a pass: at Louisiana, 2019 (9)

COMBINATION OFFENSE

Had one 300-yard passer and one 100-yard rusher in a game: vs. Brigham Young, 2001 (Kevin Fant 346 pass & Dencenzo Miller 119 rush)
Had one 100-yard receiver and one 100-yard rusher in a game: vs. Stephen F. Austin, 2018 (Osirus Mitchell 114 receiving & Keytaon Thompson 109 rush)

TOTAL OFFENSE

Had 600+ yards total offense: at Arkansas, 2019 (640)
Had 550+ yards total offense: vs. Abilene Christian, 2019 (577)
Had 500+ yards total offense: vs. Abilene Christian, 2019 (577)
Had 400+ yards total offense: vs. Abilene Christian, 2019 (577)
Had 85+ plays total offense: vs. Ole Miss, 2017 (94)
Had 80+ plays total offense: vs. Ole Miss, 2017 (94)
Had 75+ plays total offense: at Arkansas, 2019 (76)

LAST TIME IT HAPPENED

LAST TIME MISSISSIPPI STATE ...

SCORING

Scored 60+ points:	vs. Stephen F. Austin, 2018 (63)
Scored 50+ points:	at Arkansas, 2019 (54)
Scored 40+ points:	vs. Abilene Christian, 2019 (45)
Scored 30+ points:	vs. Abilene Christian, 2019 (45)
Allowed 60+ points:	vs. South Carolina, 1995 (65)
Allowed 50+ points:	at Auburn, 2019 (56)
Allowed 40+ points:	at Texas A&M, 2019 (49)
Allowed 30+ points:	Alabama, 2019 (38)
Was held scoreless:	at Alabama, 2018 (0-24)
Was held scoreless at Scott Field:	vs. LSU, 2007 (0-45)
Was held scoreless on the road:	at No. 1 Alabama, 2018 (0-24)
Was held scoreless at a non-campus site:	vs. Florida, 1989 (21-0 in Tampa, Fla.)
Held opponent scoreless:	vs. Charleston Southern, 2017 (49-0)
Held opponent scoreless at Scott Field:	vs. Charleston Southern, 2017 (49-0)
Held opponent scoreless on the road:	at South Carolina, 1998 (38-0)
Held opponent scoreless at neutral site:	vs. Kansas, 1981 Hall of Fame Bowl (10-0)
Held opponent without a touchdown:	at Ole Miss, 2018 (35-3)
Held opponent without an offensive touchdown:	at Ole Miss, 2018 (35-3)
Held two opponents scoreless in one season:	2014
Held three opponents scoreless in one season:	1963
Held an SEC opponent scoreless:	vs. Vanderbilt, 2014 (51-0)
Held two SEC opponents scoreless in one season:	1998
Scored a two-point conversion passing:	vs. Arkansas, 2016 (Nick Fitzgerald to Fred Ross)
Scored a two-point conversion rushing:	vs. Ole Miss, 2017 (Keytaon Thompson rush)
Attempted a two-point conversion:	at Texas A&M, 2019 (pass unsuccessful)

TURNOVERS

Committed eight+ turnovers:	at Arkansas, 2003 (8)
Committed seven+ turnovers:	vs. LSU, 2007 (7)
Had five+ fumbles:	vs. Georgia Tech, 2009 (5)
Lost four+ fumbles:	vs. Georgia Tech, 2009 (4)
Lost three+ fumbles:	vs. Ole Miss, 2017 (3)
Did not commit a turnover:	vs. Southern Miss, 2019 (0)
Did not cause a turnover:	vs. Alabama, 2019 (0)
Recorded six+ takeaways:	at Kentucky, 2007 (6)
Recorded five+ takeaways:	vs. Arkansas, 2012 (5)
Returned three+ interceptions for TDs:	vs. Arkansas State, 1994 (Walt Harris - 41; Jimmy Lipscomb - 28; Dwayne Curry - 29)
Returned two+ interceptions for TDs:	vs. Jackson State, 2012 (Darius Slay - 52, Matthew Wells - 22)
Returned one interception for a TD:	at Arkansas, 2019 (32 yards by Marcus Murphy)
Returned a fumble for a TD:	at Louisiana Tech, 2017 (90 yards by Jeffery Simmons)
Two players had 2+ interceptions:	at Middle Tennessee, 2009 (Corey Broomfield - 2; Johnthan Banks - 2)

DEFENSE

Held opponent to 10 or fewer first downs:	at Arkansas, 2019 (10)
Held opponent to 0 or fewer yards rushing:	vs. Iowa, 2018 (-15 yds, 20 att.)
Held opponent to 25 or fewer yards rushing:	vs. Iowa, 2018 (-15 yds, 20 att.)
Held opponent to 50 or fewer yards rushing:	vs. Abilene Christian, 2019 (27 yds, 28 att.)
Held opponent to 50 or fewer yards passing:	vs. Charleston Southern, 2017 (15)
Held opponent to 100 or fewer yards rushing:	vs. Abilene Christian, 2019 (27 yds, 28 att.)
Held opponent to 100 or fewer yards passing:	vs. Louisiana Tech, 2018 (98)
Held opponent to 100 or fewer yards total offense:	vs. Charleston Southern, 2017 (33)
Held opponent to 200 or fewer yards total offense:	vs. Iowa, 2018 (199)

LAST TIME IT HAPPENED

LAST TIME MISSISSIPPI STATE ...

Held opponent to 250 or fewer yards total offense:	vs. Iowa, 2018 (199)
Held opponent to 300 or fewer yards total offense:	vs. Abilene Christian, 2019 (282)
Intercepted five+ passes:	at Memphis, 2002 (5)
Intercepted four+ passes:	at Middle Tennessee, 2009 (4)
Intercepted three+ passes:	vs. Louisville, 2017 (4)
Scored a safety:	vs. Charleston Southern, 2017 (2)
Scored two+ safeties:	vs. Charleston Southern, 2017 (2)
Recorded nine+ sacks:	at Ole Miss, 1996 (9.0)
Recorded eight+ sacks:	vs. Oklahoma State, 1999 (8.0)
Recorded six+ sacks:	vs. Louisville, 2017 (6)
Recorded five+ sacks:	vs. Arkansas, 2018 (5)
Recorded four+ sacks:	vs. Abilene Christian, 2019 (4)
Did not record a sack:	at Arkansas, 2019
Recorded 10+ tackles for loss	vs. Abilene Christian, 2019 (10)
Had four players record 10+ tackles:	vs. Texas A&M, 2012 (B. McKinney, C. Lawrence, N. Whitley, M. Wells)
Had three players record 10+ tackles:	at LSU, 2018 (J. Abram, M. McLaurin, J. Simmons)
Had two players record 10+ tackles:	vs. Arkansas, 2018 (J. Abram, E. Thompson)

SPECIAL TEAMS

Returned a punt for a TD:	vs. UMass, 2017 (Dedrick Thomas - 82)
Returned a blocked punt for a TD:	at Louisiana Tech, 2017 (Jeffery Simmons - 90)
Returned a kickoff for a TD:	at Southern Miss, 2015 (Brandon Holloway - 100)
Returned a blocked FG for a TD:	vs. Southern Miss, 2014 (Jay Hughes - 70)
Blocked one punt:	at Louisiana Tech, 2017 (Jeffery Simmons)
Blocked two punts:	vs. LSU, 1999 (Robert Bean, Eugene Clinton, Rob Knight)
Blocked three punts:	vs. LSU, 1999 (Robert Bean, Eugene Clinton, Rob Knight)
Punted 10+ times:	at Ole Miss, 2008 (10)
Did not punt:	vs. Troy, 2013
Blocked a field goal:	vs. Miami (Ohio), 2016 (Nelson Adams)
Had a punt blocked:	at Texas A&M, 2017 (Armani Watts)
Had a field goal blocked:	at Arkansas, 2013 (Devon Bell 28-yard attempt)
Blocked a PAT kick:	vs. Miami (Ohio), 2016 (Johnathan Calvin)
Scored on a blocked PAT kick:	vs. Texas A&M, 2000 (Julius Griffith)
Missed a kicking PAT:	at Auburn, 2019
Had a kicking PAT blocked:	at Louisiana Tech, 2017
Recovered an onside kick:	at Texas A&M, 2017

MISCELLANEOUS

Had 30+ first downs:	vs. BYU, 2017 (35)
Had 20+ first downs:	vs. Abilene Christian, 2019 (26)
Had 20+ penalties:	vs. Clemson, 1999 (21)
Had 10+ penalties:	vs. LSU, 2019 (13)
Had 100+ yards in penalties:	vs. LSU, 2019 (109)
Had 35 minutes+ of possession time:	at Arkansas, 2019 (40:09)
Had 40 minutes+ of possession time:	at Arkansas, 2019 (40:09)
Was involved in a tie game:	vs. Arkansas, 1993 (13-13)
Was involved in an overtime game:	2OT at BYU, 2016 (L, 28-21)

LAST TIME IT HAPPENED

LAST TIME A MISSISSIPPI STATE PLAYER ...

RUSHING

Rushed 40+ times:	Michael Davis vs. Ole Miss, 1993 (40)
Rushed 35+ times:	James Johnson vs. Alabama, 1998 (36)
Rushed 30+ times:	Vick Ballard vs. Arkansas, 2010 (33)
Rushed 25+ times:	Kylin Hill vs. Kentucky, 2019 (26)
Rushed for 250+ yards:	Nick Fitzgerald at Ole Miss, 2016 (258)
Rushed for 200+ yards:	Kylin Hill at Arkansas, 2019 (234)
Rushed for 175+ yards:	Kylin Hill at Arkansas, 2019 (234)
Rushed for 150+ yards:	Kylin Hill vs. Abilene Christian, 2019 (153)
Rushed for 125+ yards:	Kylin Hill vs. Abilene Christian, 2019 (153)
Rushed for 100+ yards:	Kylin Hill vs. Abilene Christian, 2019 (153)
Rushed for 100+ yards (QB):	Garrett Shrader vs. Kentucky, 2019 (125)
Rushed for four+ touchdowns:	Nick Fitzgerald vs. Louisiana, 2018 (4)
Rushed for three+ touchdowns:	Kylin Hill at Arkansas, 2019 (3)
Rushed for two+ touchdowns:	Kylin Hill at Arkansas, 2019 (3)
Had a run of 80+ yards:	James Johnson at Alabama, 1997 (83)
Had a run of 70+ yards:	Nick Fitzgerald vs. Texas A&M, 2018 (76)
Had a run of 60+ yards:	Kylin Hill at Arkansas, 2019 (62)
Had a run of 50+ yards:	Kylin Hill at Arkansas, 2019 (62)

PASSING

Passed for 450+ yards:	Dak Prescott at Arkansas, 2015 (508)
Passed for 400+ yards:	Nick Fitzgerald vs. Samford, 2016 (417)
Passed for 300+ yards:	Keytaon Thompson vs. Stephen F. Austin, 2018 (364)
Passed for 250+ yards:	Keytaon Thompson vs. Stephen F. Austin, 2018 (364)
Passed for 200+ yards:	Garrett Shrader vs. LSU, 2019 (238)
Attempted 45+ passes:	Dak Prescott at Arkansas, 2015 (50)
Attempted 35+ passes:	Nick Fitzgerald vs. Samford, 2016 (35)
Completed 30+ passes:	Keytaon Thompson vs. Stephen F. Austin, 2018 (31)
Completed 25+ passes:	Keytaon Thompson vs. Stephen F. Austin, 2018 (31)
Completed 20+ passes:	Tommy Stevens vs. Louisiana, 2019 (20)
Threw four+ touchdown passes:	Nick Fitzgerald vs. Arkansas, 2018 (4)
Threw three+ touchdown passes:	Garrett Shrader at Texas A&M, 2019 (3)
Threw five+ interceptions:	Michael Henig vs. LSU, 2007 (6)
Threw four+ interceptions:	Nick Fitzgerald at LSU, 2018 (4)
Threw three+ interceptions:	Nick Fitzgerald at LSU, 2018 (4)
Completed pass for 90+ yards:	Kevin Fant to Terrell Grindle vs. Kentucky, 2002 (91)
Completed pass for 80+ yards:	Tommy Stevens to Kylin Hill vs. Abilene Christian, 2019 (88)
Completed pass for 70+ yards:	Tommy Stevens to Kylin Hill vs. Abilene Christian, 2019 (88)
Completed pass for 60+ yards:	Tommy Stevens to Kylin Hill vs. Abilene Christian, 2019 (88)
Completed pass for 50+ yards:	Tommy Stevens to Kylin Hill vs. Abilene Christian, 2019 (88)
Completed pass for 40+ yards:	Tommy Stevens to Kylin Hill vs. Abilene Christian, 2019 (88)

RECEIVING

Caught 15+ passes:	Eric Moulds at Tennessee, 1995 (15)
Caught 10+ passes:	Fred Ross vs. Arkansas, 2016 (10)
Caught seven+ passes:	Fred Ross vs. Arkansas, 2016 (10)
Had 200+ yards receiving:	Donald Gray vs. Samford, 2016 (207)
Had 175+ yards receiving:	Donald Gray vs. Samford, 2016 (207)
Had 150+ yards receiving:	Fred Ross vs. Arkansas, 2016 (171)
Had 100+ yards receiving:	Stephen Guidry vs. Texas A&M, 2018 (130)
Caught three+ TD passes:	Donald Gray vs. Samford, 2016 (3)
Caught two+ TD passes:	Isaiah Zuber at Texas A&M, 2019 (2)

LAST TIME IT HAPPENED

LAST TIME A MISSISSIPPI STATE PLAYER ...

TOTAL OFFENSE

Had 450+ yards total offense:	Keytaon Thompson vs. Stephen F. Austin, 2018 (473)
Had 400+ yards total offense:	Keytaon Thompson vs. Stephen F. Austin, 2018 (473)
Had 350 yards+ total offense:	Nick Fitzgerald vs. Louisiana Tech, 2018 (350)
Had 300 yards+ total offense:	Garrett Shrader vs. LSU, 2019 (304)
Had 100 yards both passing and rushing:	Garrett Shrader vs. Kentucky, 2019 (125 rush, 180 pass)

SCORING

Accounted for five+ touchdowns:	Nick Fitzgerald vs. Arkansas, 2018 (1 rush, 4 pass)
Accounted for four+ touchdowns:	Nick Fitzgerald vs. Arkansas, 2018 (1 rush, 4 pass)
Accounted for three+ touchdowns:	Tommy Stevens vs. Abilene Christian, 2019 (1 rush, 2 pass)
Scored four+ touchdowns:	Nick Fitzgerald vs. Louisiana, 2018 (4 rush)
Scored three+ touchdowns:	Kylin Hill at Arkansas, 2019 (3 rush)
Scored two+ touchdowns:	Isaiah Zuber at Texas A&M, 2019 (2 catch)
Scored two+ non-offensive TDs:	Jeffery Simmons (FR & blkd punt) at Louisiana Tech, 2017

DEFENSE

Intercepted three+ passes:	Mark McLaurin vs. Louisville, 2017 (3)
Intercepted two+ passes:	Mark McLaurin vs. Louisville, 2017 (3)
Recovered two+ fumbles:	Leo Lewis at Auburn, 2019 (2)
Recovered a fumble	Willie Gay Jr. at Arkansas, 2019 (1)
Forced two+ fumbles:	Tim Washington at Auburn, 2019 (2)
Recorded five+ sacks:	Greg Favors at Ole Miss, 1996 (5.5)
Recorded three+ sacks:	Montez Sweat vs. Auburn, 2018 (3.0)
Recorded two+ sacks:	Willie Gay Jr. at Alabama, 2018 (2.0)
Recorded five+ tackles for loss:	DeJuan Robinson vs. Auburn, 2006 (5.0)
Recorded three+ tackles for loss:	Johnathan Abram vs. Arkansas, 2018 (3.5)
Recorded 20+ tackles:	Mario Haggan vs. Arkansas, 2000 (20)
Recorded 10+ tackles:	Erroll Thompson vs. Tennessee, 2019 (13)
Recorded 10+ tackles in back-to-back games:	Beniquez Brown, 2015 (Two Straight) vs. Alabama (11), at Arkansas (12)
Returned an interception for a touchdown:	Marcus Murphy at Arkansas, 2019 (1)

SPECIAL TEAMS

Scored 10+ points kicking:	Jace Christmann at Arkansas (12)
Kicked five+ field goals:	Derek DePasquale vs. UAB, 2010 (5)
Kicked four+ field goals:	Derek DePasquale vs. UAB, 2010 (5)
Kicked three+ field goals:	Jace Christmann vs. Auburn, 2018 (3)
Made one field goal of 50+ yards:	Jace Christmann at Tennessee, 2019 (51)
Kicked two field goals of 50+ yards:	Brian Hazelwood vs. Memphis, 1997 (51, 53)
Kicked one field goal of 50+ yards:	Jace Christmann at Tennessee, 2019 (51)
Kicked a punt of 70+ yards:	Tucker Day vs. LSU, 2019 (70)
Kicked a punt of 60+ yards:	Tucker Day vs. LSU, 2019 (70)
Punted 10+ times:	Blake McAdams at Ole Miss, 2008 (12)
Totaled 175+ kick return yards:	Jameon Lewis at Ole Miss, 2012 (183, 5 ret.)
Totaled 150+ kick return yards:	Jameon Lewis at Ole Miss, 2012 (183, 5 ret.)
Totaled 100+ kick return yards:	Keith Mixon vs. Arkansas, 2016 (106, 5 ret.)
Totaled 50+ punt return yards:	Keith Mixon vs. Stephen F. Austin, 2018 (64, 6 ret.)

LAST TIME IT HAPPENED

LAST TIME AN OPPONENT ...

RUSHING

Had 400+ yards rushing:	Georgia Tech, 2014 (452)
Had 300+ yards rushing:	Arkansas, 2016 (357)
Had 200+ yards rushing:	Texas A&M, 2019 (207)
Had 70+ rushing attempts:	Oklahoma State, 1998 (71)
Had 60+ rushing attempts:	Georgia Tech, 2014 (61)
Had 50+ rushing attempts:	Auburn, 2016 (58)
Had 40+ rushing attempts	Tennessee, 2019 (44)
Had six+ rushing TDs:	Auburn, 2019 (6)
Had four+ rushing TDs:	Texas A&M, 2019 (4)
Had two players with 100 yds rushing:	Arkansas, 2016 (Williams 205, Whaley 112)

PASSING

Had 400+ yards passing:	Samford, 2016 (468)
Had 300+ yards passing:	Alabama, 2019 (350)
Had 200+ yards passing:	Abilene Christian, 2019 (255)
Had 60+ pass attempts:	Samford, 2016 (70)
Had 50+ pass attempts:	Samford, 2016 (70)
Had 40+ pass attempts:	Abilene Christian, 2019 (42)
Had 40+ pass completions:	Samford, 2016 (42)
Had 30+ pass completions:	Alabama, 2016 (31)
Had 25+ pass completions:	Abilene Christian, 2019 (25)
Had 20+ pass completions:	Abilene Christian, 2019 (25)
Had five+ passing TDs:	Alabama, 2016 (5)
Had four+ passing TDs:	LSU, 2019 (4)
Had three+ passing TDs:	Texas A&M, 2019 (3)

RECEIVING

Had two players with 100 yards receiving in a game:	Samford, 2016 (Karelc Hamilton 213 and Kelvin McKnight 115)
Had four+ players catch five+ passes:	Arkansas, 2015 (5)
Had three+ players catch five+ passes:	Ole Miss, 2016 (3)
Had 12+ players catch a pass:	Florida, 2018 (12)
Had eight+ players catch a pass	LSU, 2019 (8)

TOTAL OFFENSE

Had 650+ yards total offense:	Arkansas, 2016 (661)
Had 600+ yards total offense:	Arkansas, 2016 (661)
Had 550+ yards total offense:	Auburn, 2019 (578)
Had 500+ yards total offense:	Alabama, 2019 (510)
Had 400+ yards total offense:	Alabama, 2019 (510)
Had 80+ plays total offense:	Louisiana Tech, 2017 (80)
Had 75+ plays total offense:	Louisiana, 2019 (76)

SCORING

Scored 60+ points:	South Carolina, 1995 (65)
Scored 50+ points:	Auburn, 2019 (56)
Scored 40+ points:	Auburn, 2019 (56)
Scored 30+ points:	Alabama, 2019 (38)
Scored a two-point conversion rushing:	Arkansas, 2016
Scored a two-point conversion passing:	Southern Miss, 2019
Failed on a two-point conversion attempt	Arkansas, 2016

TURNOVERS

LAST TIME IT HAPPENED

LAST TIME AN OPPONENT ...

Had five+ fumbles:	Ole Miss, 2011 (6)
Had four+ fumbles lost:	LSU, 2004 (4)
Had three+ fumbles lost:	Auburn, 2019 (3)
Committed five+ turnovers:	Arkansas, 2012 (5)
Did not commit a turnover:	Alabama, 2019
Intercepted five+ MSU passes:	LSU, 2010 (5)
Intercepted four+ MSU passes:	LSU, 2018 (4)
Intercepted three+ MSU passes:	Tennessee, 2019 (3)
Returned an interception for a TD:	UMass, 2017 (Isaiah Rodgers)
Returned a fumble for a TD:	Arkansas, 2017 (Briston Guidry 0-yd fumble recovery)

DEFENSE

Held MSU to 10 or fewer first downs:	Alabama, 2018 (7)
Recorded 10+ sacks:	Ole Miss, 2008 (11)
Recorded seven+ sacks:	Tennessee, 2019 (7)
Scored a safety:	Texas A&M, 2013
Scored two safeties:	Florida, 2005
Held MSU to 25 or fewer yards rushing:	Alabama, 2011 (12)
Held MSU to 100 or fewer yards passing:	Auburn, 2018 (69)
Held MSU to 50 or fewer yards passing:	Florida, 2010 (33)
Held MSU to 300 or less yards total offense:	Alabama, 2019 (270)
Held MSU to 200 or less yards total offense:	Alabama, 2018 (184)
Held MSU to 100 or fewer yards both rushing & passing:	Ole Miss, 2008 (-51 rush, 88 pass)

SPECIAL TEAMS

Returned a punt for a TD:	Texas A&M, 2016 (Christian Kirk - 93)
Returned a blocked punt for a TD:	Ole Miss, 2013 (Terrell Grant - 0)
Returned a kickoff for a TD:	Kansas State, 2019 (Malik Knowles - 100)
Punted 10+ times:	Vanderbilt, 2009 (11)
Did not punt:	Arkansas, 2016
Missed a kicking PAT:	LSU, 2019
Missed two kicking PATs:	Tulane, 2006
Blocked a field goal:	Arkansas, 2013
Blocked a punt:	Texas A&M, 2017

MISCELLANEOUS

Had 30+ first downs:	Ole Miss, 2016 (31)
Had 10+ penalties:	Florida, 2018 (11)
Had 100+ yards in penalties:	LSU, 2017 (112)
Had 35 minutes+ of possession time:	Louisiana Tech, 2017 (36:08)
Had two 100-yard rushers and one 100-yard receiver:	Georgia Tech, 2014 (Days 171 rush, Thomas 121 rush, Waller 114 rec.)
Had one 100-yard rusher and one 100-yard receiver:	Alabama, 2016 (Hurts 100 rush, Stewart 156 rec.)

INDIVIDUAL RUSHING

Rushed 40+ times:	Deuce McAllister (Ole Miss), 1998 (40)
Rushed 35+ times:	Kamryn Pettway (Auburn), 2016 (39)
Rushed for 200+ yards:	Rawleigh Williams III (Arkansas), 2016 (205)
Rushed for 175+ yards:	Rawleigh Williams III (Arkansas), 2016 (205)
Rushed for 150+ yards:	Benny Snell (Kentucky), 2018 (165)
Rushed for 125+ yards:	Benny Snell (Kentucky), 2018 (165)
Rushed for 100+ yards:	Rakeem Boyd (Arkansas), 2019 (114)
Rushed for five+ touchdowns:	Carnell Williams (Auburn), 2003 (6)
Rushed for four+ touchdowns:	Benny Snell (Kentucky), 2018 (4)

LAST TIME IT HAPPENED

LAST TIME AN OPPONENT ...

Had a run of 80+ yards:.....	Marquis Young (UMass), 2016 (83)
Had a run of 70+ yards:.....	Lamar Jackson (Louisville), 2017 (75)
Had a run of 60+ yards:.....	Lamar Jackson (Louisville), 2017 (75)
Had a run of 50+ yards:.....	Rakeem Boyd (Arkansas), 2019 (52)

INDIVIDUAL PASSING

Passed for 450+ yards:.....	Devlin Hodges (Samford), 2016 (468)
Passed for 400+ yards:.....	Devlin Hodges (Samford), 2016 (468)
Passed for 300+ yards:.....	Joe Burrow (LSU), 2019 (327)
Attempted 60+ passes:.....	Devlin Hodges (Samford), 2016 (69)
Attempted 50+ passes:.....	Devlin Hodges (Samford), 2016 (69)
Completed 30+ passes:.....	Devlin Hodges (Samford), 2016 (42)
Completed 20+ passes:.....	Luke Anthony (Abilene Christian), 2019 (25)
Threw five+ touchdown passes:.....	Brandon Allen (Arkansas), 2015 (7)
Threw four+ touchdown passes:.....	Joe Burrow (LSU), 2019 (4)
Threw three+ touchdown passes:.....	Kellen Mond (Texas A&M), 2019 (3)
Completed a pass for 80+ yards:.....	Jacoby Brisett to Pharoah McKeever (NC State), 2015 (82)
Completed a pass for 70+ yards:.....	Nate Stanley to Nick Easley (Iowa), 2018 (75)
Completed a pass for 60+ yards:.....	Joe Burrow to Racey McMath, 2019 (60)

INDIVIDUAL RECEIVING

Caught 10+ passes:.....	Kobe Clark (Abilene Christian), 2019 (11)
Caught seven+ passes:.....	Kobe Clark (Abilene Christian), 2019 (11)
Had 150+ yards receiving:.....	A.J. Brown (Ole Miss), 2017 (167)
Had 100+ yards receiving:.....	Branden Hohenstein (Abilene Christian), 2019 (115)
Caught three+ TD passes:.....	ArDarius Stewart (Alabama), 2016 (3)
Caught two+ TD passes:.....	Seth Williams (Auburn), 2019 (2)

INDIVIDUAL TOTAL OFFENSE

Had 500+ yards total offense:.....	Devlin Hodges (Samford), 2016 (513)
Had 400+ yards total offense:.....	Jalen Hurts (Alabama), 2016 (447)
Had 100 yards both passing and rushing:.....	Lamar Jackson (Louisville), 2017, (171 pass/158 rush)

INDIVIDUAL SCORING

Accounted for six+ touchdowns:.....	Brandon Allen (Arkansas), 2015 (7 pass)
Accounted for five+ touchdowns:.....	Kellen Mond (Texas A&M), 2019 (3 pass, 2 rush)
Accounted for four+ touchdowns:.....	Najee Harris (Alabama), 2019 (3 rush, 1 catch)
Scored four+ touchdowns:.....	Benny Snell (Kentucky), 2018 (4 rush)
Scored three+ touchdowns:.....	Najee Harris (Alabama), 2019 (3 rush)

INDIVIDUAL DEFENSE

Intercepted three+ passes:.....	Craig Steltz (LSU), 2007 (3)
Intercepted two+ passes:.....	Grant Delpit (LSU), 2018 (2)
Recorded three+ sacks:.....	Jonathan Allen (Alabama), 2015 (3)
Recorded two+ sacks:.....	Ty Williams (Southern Miss), 2019 (2)

SPECIAL TEAMS

Scored 10+ points kicking:.....	Cade York (LSU), 2019 (12)
Kicked five+ field goals:.....	Austin MacGinnis (Kentucky), 2016 (5)
Kicked four field goals:.....	Cole Tracy (LSU), 2018 (4)

MSU SCORING DRIVES

MISSISSIPPI STATE: GAME 1 AT LOUISIANA

Quarter	Game Drive	Plays, Yards	TOP	Result
Q1, 15:00	Drive #1	6 plays, 74 yds.	TOP: 2:33	Result: TD
Q2, 11:14	Drive #10	5 plays, 42 yds.	TOP: 1:56	Result: TD
Q2, 4:25	Drive #12	11 plays, 82 yds.	TOP: 3:54	Result: TD
Q3, 11:13	Drive #16	9 plays, 65 yds.	TOP: 4:06	Result: TD
Q4, 13:14	Drive #20	1 plays, 12 yds.	TOP: 0:07	Result: TD
Q4, 2:45	Drive #24	6 plays, 23 yds.	TOP: 1:43	Result: FG

MISSISSIPPI STATE: GAME 2 VS. SOUTHERN MISS

Quarter	Game Drive	Plays, Yards	TOP	Result
Q1, 11:45	Drive #2	5 plays, 61 yds.	TOP: 2:09	Result: TD
Q1, 4:50	Drive #4	9 plays, 80 yds.	TOP: 4:55	Result: TD
Q2, 2:37	Drive #10	6 plays, 52 yds.	TOP: 1:55	Result: TD
Q3, 11:02	Drive #14	9 plays, 58 yds.	TOP: 4:25	Result: TD
Q3, 4:42	Drive #16	10 plays, 63 yds.	TOP: 5:30	Result: FG
Q4, 3:07	Drive #22	2 plays, 22 yds.	TOP: 0:47	Result: TD

MISSISSIPPI STATE: GAME 3 VS. KANSAS STATE

Quarter	Game Drive	Plays, Yards	TOP	Result
Q2, 10:44	Drive #8	10 plays, 51 yds.	TOP: 5:05	Result: TD
Q2, 0:40	Drive #12	4 plays, 66 yds.	TOP: 0:31	Result: TD
Q3, 11:37	Drive #16	12 plays, 79 yds.	TOP: 6:50	Result: TD
Q3, 1:58	Drive #19	6 plays, 26 yds.	TOP: 2:08	Result: FG

MISSISSIPPI STATE: GAME 4 VS. KENTUCKY

Quarter	Game Drive	Plays, Yards	TOP	Result
Q1, 2:49	Drive #5	10 plays, 75 yds.	TOP: 4:25	Result: TD
Q2, 10:36	Drive #7	10 plays, 80 yds.	TOP: 5:51	Result: TD
Q4, 4:39	Drive #18	6 plays, 75 yds.	TOP: 3:00	Result: TD

MISSISSIPPI STATE: GAME 5 AT AUBURN

Quarter	Game Drive	Plays, Yards	TOP	Result
Q1, 8:59	Drive #6	12 plays, 75 yds.	TOP: 6:39	Result: TD
Q2, 13:18	Drive #8	11 plays, 66 yds.	TOP: 5:23	Result: FG
Q3, 5:29	Drive #20	6 plays, 65 yds.	TOP: 3:16	Result: TD
Q4, 4:03	Drive #26	8 plays, 78 yds.	TOP: 3:13	Result: TD

MSU SCORING DRIVES

MISSISSIPPI STATE: GAME 6 AT TENNESSEE

Quarter	Game Drive	Plays, Yards	TOP	Result
Q2, 14:48	Drive #7	13 plays, 59 yds.	TOP: 7:08	Result: FG
Q4, 12:04	Drive #18	8 plays, 90 yds.	TOP: 3:37	Result: TD

MISSISSIPPI STATE: GAME 7 VS. LSU

Quarter	Game Drive	Plays, Yards	TOP	Result
Q2, 8:33	Drive #7	7 plays, 75 yds.	TOP: 3:09	Result: TD
Q4, 3:41	Drive #25	8 plays, 90 yds.	TOP: 2:42	Result: TD

MISSISSIPPI STATE: GAME 8 AT TEXAS A&M

Quarter	Game Drive	Plays, Yards	TOP	Result
Q1, 0:10	Drive #7	4 plays, 75 yds.	TOP: 1:42	Result: TD
Q2, 5:34	Drive #13	16 plays, 63 yds.	TOP: 4:57	Result: FG
Q3, 13:20	Drive #16	10 plays, 74 yds.	TOP: 5:32	Result: TD
Q3, 1:17	Drive #18	9 plays, 79 yds.	TOP: 3:51	Result: TD
Q4, 5:00	Drive #22	12 plays, 75 yds.	TOP: 4:11	Result: TD

MISSISSIPPI STATE: GAME 9 AT ARKANSAS

Quarter	Game Drive	Plays, Yards	TOP	Result
Q1, 15:00	Drive #1	6 plays, 82 yds.	TOP: 2:49	Result: TD
Q1, 10:52	Drive #3	12 plays, 80 yds.	TOP: 5:21	Result: TD
Q1, 3:59	Drive #5	11 plays, 68 yds.	TOP: 4:55	Result: FG
Q2, 10:24	Drive #9	6 plays, 75 yds.	TOP: 2:29	Result: TD
Q2, 5:00	Drive #12	5 plays, 84 yds.	TOP: 2:18	Result: TD
Q3, 13:42	Drive #18	6 plays, 66 yds.	TOP: 3:09	Result: TD
Q3, 4:03	Drive #20	13 plays, 47 yds.	TOP: 7:23	Result: FG
Q4, 9:47	Drive #22	3 plays, 75 yds.	TOP: 1:25	Result: TD

MISSISSIPPI STATE: GAME 10 VS. ALABAMA

Quarter	Game Drive	Plays, Yards	TOP	Result
Q1, 12:54	Drive #4	9 plays, 75 yds.	TOP: 4:17	Result: TD

MISSISSIPPI STATE: GAME 11 VS. ABILENE CHRISTIAN

Quarter	Game Drive	Plays, Yards	TOP	Result
Q1, 7:22	Drive #5	5 plays, 35 yds.	TOP: 2:09	Result: TD
Q1, 0:52	Drive #7	10 plays, 75 yds.	TOP: 3:52	Result: TD
Q2, 10:27	Drive #9	1 plays, 88 yds.	TOP: 0:14	Result: TD
Q3, 11:06	Drive #16	6 plays, 90 yds.	TOP: 2:27	Result: TD
Q3, 2:20	Drive #18	12 plays, 70 yds.	TOP: 4:09	Result: FG
Q4, 10:42	Drive #20	11 plays, 80 yds.	TOP: 5:26	Result: TD
Q4, 3:39	Drive #22	3 plays, 62 yds.	TOP: 0:51	Result: TD

OPPONENT SCORING DRIVES

LOUISIANA: GAME 1 VS. MISSISSIPPI STATE

Quarter	Game Drive	Plays, Yards	TOP	Result
Q1, 4:22	Drive #7	3 plays, 15 yds.	TOP: 1:05	Result: TD
Q2, 9:12	Drive #11	10 plays, 69 yds.	TOP: 4:41	Result: TD
Q4, 12:59	Drive #21	9 plays, 69 yds.	TOP: 3:03	Result: TD
Q4, 7:21	Drive #23	14 plays, 99 yds.	TOP: 4:36	Result: TD

SOUTHERN MISS: GAME 2 AT MISSISSIPPI STATE

Quarter	Game Drive	Plays, Yards	TOP	Result
Q3, 6:37	Drive #15	4 plays, 75 yds.	TOP: 1:55	Result: TD
Q4, 7:04	Drive #19	2 plays, 75 yds.	TOP: 0:33	Result: TD

KANSAS STATE: GAME 3 AT MISSISSIPPI STATE

Quarter	Game Drive	Plays, Yards	TOP	Result
Q1, 6:28	Drive #4	9 plays, 36 yds.	TOP: 4:05	Result: FG
Q1, 1:17	Drive #6	6 plays, 55 yds.	TOP: 2:46	Result: TD
Q2, 3:16	Drive #11	5 plays, 30 yds.	TOP: 2:30	Result: TD
Q4, 8:55	Drive #23	6 plays, 53 yds.	TOP: 3:18	Result: TD

KENTUCKY: GAME 4 AT MISSISSIPPI STATE

Quarter	Game Drive	Plays, Yards	TOP	Result
Q1, 7:11	Drive #4	10 plays, 58 yds.	TOP: 4:22	Result: FG
Q3, 9:10	Drive #13	12 plays, 80 yds.	TOP: 3:40	Result: TD
Q4, 9:11	Drive #17	12 plays, 55 yds.	TOP: 4:32	Result: FG

AUBURN: GAME 5 VS. MISSISSIPPI STATE

Quarter	Game Drive	Plays, Yards	TOP	Result
Q1, 13:04	Drive #2	1 plays, 30 yds.	TOP: 0:09	Result: TD
Q1, 11:05	Drive #4	5 plays, 47 yds.	TOP: 1:19	Result: TD
Q1, 9:41	Drive #5	2 plays, 18 yds.	TOP: 0:42	Result: TD
Q1, 2:10	Drive #7	11 plays, 78 yds.	TOP: 3:52	Result: TD
Q2, 7:55	Drive #9	5 plays, 74 yds.	TOP: 2:22	Result: TD
Q2, 2:44	Drive #13	12 plays, 84 yds.	TOP: 2:32	Result: TD
Q3, 15:00	Drive #15	4 plays, 75 yds.	TOP: 1:32	Result: TD
Q3, 2:13	Drive #21	7 plays, 75 yds.	TOP: 2:57	Result: TD

OPPONENT SCORING DRIVES

TENNESSEE: GAME 6 VS. MISSISSIPPI STATE

Quarter	Game Drive	Plays, Yards	TOP	Result
Q1, 9:27	Drive #4	8 plays, 60 yds.	TOP: 4:31	Result: TD
Q2, 0:59	Drive #10	4 plays, 5 yds.	TOP: 0:59	Result: FG
Q3, 9:58	Drive #13	7 plays, 56 yds.	TOP: 3:46	Result: FG
Q4, 8:19	Drive #19	9 plays, 91 yds.	TOP: 5:44	Result: TD

LSU: GAME 7 AT MISSISSIPPI STATE

Quarter	Game Drive	Plays, Yards	TOP	Result
Q1, 12:09	Drive #2	12 plays, 42 yds.	TOP: 4:17	Result: FG
Q1, 1:02	Drive #4	10 plays, 84 yds.	TOP: 3:35	Result: FG
Q2, 11:37	Drive #6	7 plays, 37 yds.	TOP: 3:04	Result: FG
Q2, 5:17	Drive #8	1 plays, 60 yds.	TOP: 0:10	Result: TD
Q2, 1:53	Drive #10	5 plays, 55 yds.	TOP: 1:03	Result: TD
Q3, 12:03	Drive #14	4 plays, 66 yds.	TOP: 1:27	Result: TD
Q3, 8:28	Drive #16	8 plays, 80 yds.	TOP: 2:52	Result: TD

TEXAS A&M: GAME 8 VS. MISSISSIPPI STATE

Quarter	Game Drive	Plays, Yards	TOP	Result
Q1, 9:11	Drive #4	5 plays, 51 yds.	TOP: 2:21	Result: TD
Q1, 4:18	Drive #6	9 plays, 55 yds.	TOP: 4:08	Result: TD
Q2, 13:28	Drive #8	7 plays, 65 yds.	TOP: 3:08	Result: TD
Q2, 6:28	Drive #12	3 plays, 19 yds.	TOP: 0:54	Result: TD
Q3, 15:00	Drive #15	4 plays, 70 yds.	TOP: 1:40	Result: TD
Q3, 7:48	Drive #17	11 plays, 75 yds.	TOP: 6:31	Result: TD
Q4, 10:06	Drive #21	9 plays, 42 yds.	TOP: 5:06	Result: TD

ARKANSAS: GAME 9 VS. MISSISSIPPI STATE

Quarter	Game Drive	Plays, Yards	TOP	Result
Q2, 11:21	Drive #8	2 plays, 61 yds.	TOP: 0:57	Result: TD
Q2, 5:56	Drive #11	4 plays, 1 yds.	TOP: 0:56	Result: FG
Q3, 10:33	Drive #19	13 plays, 59 yds.	TOP: 6:30	Result: TD
Q4, 11:40	Drive #21	4 plays, 75 yds.	TOP: 1:53	Result: TD

ALABAMA: GAME 10 VS. MISSISSIPPI STATE

Quarter	Game Drive	Plays, Yards	TOP	Result
Q1, 15:00	Drive #1	5 plays, 55 yds.	TOP: 1:52	Result: TD
Q1, 12:59	Drive #3	1 plays, 19 yds.	TOP: 0:05	Result: TD
Q1, 8:37	Drive #5	12 plays, 70 yds.	TOP: 5:15	Result: TD
Q1, 0:59	Drive #7	4 plays, 69 yds.	TOP: 1:44	Result: TD
Q2, 11:57	Drive #9	13 plays, 70 yds.	TOP: 5:49	Result: TD
Q3, 11:32	Drive #14	9 plays, 81 yds.	TOP: 4:04	Result: FG

ARKANSAS: GAME 11 VS. ABILENE CHRISTIAN

Quarter	Game Drive	Plays, Yards	TOP	Result
Q2, 5:31	Drive #12	8 plays, 47 yds.	TOP: 3:24	Result: TD

DRIVE CHARTS

LONG DRIVE SUPERLATIVES

Longest Drive

No. of Plays

By No. of Yards

By Time of Possession

MSU

16 (53 yards, 4:57) at Texas A&M, results in made FG

90, 2x, last: (6p, 2:27) vs. Abilene Christian (11/23), results in TD

8:03 (15p, 62 yards) vs. Alabama (11/6), results in turnover on downs

Opponents

14 (99 yards, 4:36) by Louisiana (8/31), results in TD

99 yards (14 p, 4:36) by Louisiana (8/31), results in TD

6:30 (12 p, 59 yards) by Arkansas (11/2), results in TD

GAME 1 AT LOUISIANA

MISSISSIPPI STATE

Drive Started				Drive Ended			Consumed	
Team	Qtr	Spot	Time	Obtained	Spot	Time	How Lost	PI-YdsTOP
MS	1st	M26	15:00	Kickoff	L00	12:27	* TOUCHDOWN	6-74 2:33
MS	1st	L35	12:13	Interception	L28	10:11	Fumble	4-7 2:02
MS	1st	M48	07:28	Fumble	L32	05:16	Downs	6-20 2:12
MS	1st	M15	00:00	Punt	M15	04:22	Fumble	0-0 0:00
MS	1st	M15	03:10	Kickoff	L09	13:03	Missed FG	10-76 5:07
MS	2nd	L42	11:14	Fumble	L00	09:18	* TOUCHDOWN	5-42 1:56
MS	2nd	M18	04:25	Kickoff	L00	00:31	* TOUCHDOWN	11-82 3:54
MS	2nd	M48	00:25	Kickoff	L42	00:00	End of half	4-10 0:25
MS	3rd	M35	11:13	Punt	L00	07:07	* TOUCHDOWN	9-65 4:06
MS	3rd	M12	03:53	Fumble	L43	14:49	Punt	7-45 4:04
MS	4th	L12	13:14	Punt	L00	13:07	* TOUCHDOWN	1-12 0:07
MS	4th	M25	09:56	Kickoff	L39	07:21	Punt	6-36 2:35
MS	4th	L42	02:45	Kickoff	L19	01:02	* FIELD GOAL	6-23 1:43
MS	4th	M01	00:00	Interception	M01	00:00	End of half	0-0 0:00

LOUISIANA

Drive Started				Drive Ended			Consumed	
Team	Qtr	Spot	Time	Obtained	Spot	Time	How Lost	PI-YdsTOP
LA	1st	L22	12:20	Kickoff	L22	12:13	Interception	1-0 0:07
LA	1st	L28	10:11	Fumble	M48	07:28	Fumble	8-24 2:43
LA	1st	L32	05:16	Downs	L39	04:22	Punt	3-7 0:54
LA	1st	M15	04:22	Fumble	M00	03:17	* TOUCHDOWN	3-15 1:05
LA	2nd	L20	13:03	Missed FG	L42	11:14	Fumble	4-22 1:49
LA	2nd	L31	09:12	Kickoff	M00	04:31	* TOUCHDOWN	10-69 4:41
LA	3rd	L25	15:00	Kickoff	L21	11:13	Punt	6--4 3:47
LA	3rd	L13	06:58	Kickoff	M12	03:53	Fumble	8-75 3:05
LA	4th	L01	14:49	Punt	L09	13:14	Punt	3-8 1:35
LA	4th	L31	12:59	Kickoff	M00	09:56	* TOUCHDOWN	9-69 3:03
LA	4th	L01	07:21	Punt	M00	02:45	* TOUCHDOWN	14-99 4:36
LA	4th	L35	00:55	Kickoff	M33	00:00	Interception	4-32 0:55

GAME 2 VS. SOUTHERN MISS

MISSISSIPPI STATE

Drive Started				Drive Ended			Consumed	
Team	Qtr	Spot	Time	Obtained	Spot	Time	How Lost	PI-YdsTOP
MS	1st	M39	11:45	Punt	U00	09:36	* TOUCHDOWN	5-61 2:09
MS	1st	M20	04:50	Missed FG	U00	14:55	* TOUCHDOWN	9-80 4:55
MS	2nd	M42	10:39	Fumble	M50	08:50	Punt	3-8 1:49
MS	2nd	M50	06:27	Punt	M37	04:54	Punt	3--13 1:33
MS	2nd	M48	02:37	Punt	U00	00:42	* TOUCHDOWN	6-52 1:55
MS	3rd	M25	15:00	Kickoff	M28	13:20	Punt	3-3 1:40
MS	3rd	M42	11:02	Punt	U00	06:37	* TOUCHDOWN	9-58 4:25
MS	3rd	M25	04:42	Kickoff	U12	14:12	* FIELD GOAL	10-63 5:30
MS	4th	M44	12:16	Punt	U25	07:04	Missed FG	9-31 5:12
MS	4th	M25	06:31	Kickoff	M34	04:13	Punt	3-9 2:18
MS	4th	U22	03:07	Interception	U00	02:20	* TOUCHDOWN	2-22 0:47
MS	4th	M47	01:33	Interception	U46	00:00	End of half	2-7 1:33

SOUTHERN MISS

Drive Started				Drive Ended			Consumed	
Team	Qtr	Spot	Time	Obtained	Spot	Time	How Lost	PI-YdsTOP
USM	1st	U27	15:00	Kickoff	U45	11:45	Punt	6-18 3:15
USM	1st	U25	09:36	Kickoff	M19	04:50	Missed FG	10-56 4:46
USM	2nd	U25	14:55	Kickoff	M42	10:39	Fumble	8-33 4:16
USM	2nd	U08	08:50	Punt	U21	06:27	Punt	5-13 2:23
USM	2nd	U04	04:54	Punt	U09	02:37	Punt	3-5 2:17
USM	2nd	U25	00:42	Kickoff	M49	00:00	End of half	3-26 0:42
USM	3rd	U27	13:20	Punt	U25	11:02	Punt	3--2 2:18
USM	3rd	U25	06:37	Kickoff	M00	04:42	* TOUCHDOWN	4-75 1:55
USM	4th	U12	14:03	Kickoff	U15	12:16	Punt	4-3 1:47
USM	4th	U25	07:04	Missed FG	M00	06:31	* TOUCHDOWN	2-75 0:33
USM	4th	U15	04:13	Punt	U39	03:07	Interception	3-24 1:06
USM	4th	U25	02:20	Kickoff	U43	01:33	Interception	3-18 0:47

DRIVE CHARTS

GAME 3 VS. KANSAS STATE

MISSISSIPPI STATE

Drive Started					Drive Ended			Consumed	
Team	Qtr	Spot	Time	Obtained	Spot	Time	How Lost	Pl-Yds	TOP
MS	1st	M22	15:00	Kickoff	M39	12:23	Punt	5-17	2:37
MS	1st	M20	08:41	Downs	K44	06:28	Interception	5-36	2:13
MS	1st	M25	02:23	Kickoff	M26	01:17	Punt	3-1	1:06
MS	2nd	M28	13:26	Kickoff	M18	10:44	Punt	3--10	2:42
MS	2nd	M49	10:44	Fumble	K00	05:39	* TOUCHDOWN	9-51	5:05
MS	2nd	M28	04:12	Punt	M39	03:16	Fumble	3-11	0:56
MS	2nd	M34	00:40	Kickoff	K00	00:09	* TOUCHDOWN	4-66	0:31
MS	3rd	M20	12:29	Punt	M21	11:37	Interception	3-1	0:52
MS	3rd	M21	11:37	Fumble	K00	04:47	* TOUCHDOWN	12-79	6:50
MS	3rd	M26	03:42	Punt	M18	01:58	Punt	3--8	1:44
MS	3rd	M45	01:58	Fumble	K29	14:50	* FIELD GOAL	6-26	2:08
MS	4th	M10	14:28	Kickoff	M15	13:24	Punt	3-5	1:04
MS	4th	M08	10:21	Punt	M16	08:55	Punt	3-8	1:26
MS	4th	M25	05:37	Kickoff	K20	02:35	Downs	8-55	3:02
MS	4th	M20	00:30	Punt	M40	00:00	End of half	2-20	0:30

KANSAS STATE

Drive Started					Drive Ended			Consumed	
Team	Qtr	Spot	Time	Obtained	Spot	Time	How Lost	Pl-Yds	TOP
KS	1st	K32	12:23	Punt	M20	08:41	Downs	7-48	3:42
KS	1st	K47	06:28	Interception	M17	02:23	* FIELD GOAL	9-36	4:05
KS	1st	K45	01:17	Punt	M00	13:31	* TOUCHDOWN	5-55	2:46
KS	2nd	M49	00:00	Punt	M49	10:44	Fumble	0-0	0:00
KS	2nd	K25	05:39	Kickoff	K31	04:12	Punt	3-6	1:27
KS	2nd	M30	03:16	Fumble	M00	00:46	* TOUCHDOWN	5-30	2:30
KS	2nd	K32	00:07	Kickoff	K30	00:00	End of half	1--2	0:07
KS	3rd	K22	14:52	Kickoff	K39	12:29	Punt	5-17	2:23
KS	3rd	M17	00:00	Interception	M17	11:37	Fumble	0-0	0:00
KS	3rd	K25	04:47	Kickoff	K18	03:42	Punt	3--7	1:05
KS	3rd	M44	00:00	Punt	M45	01:58	Fumble	0-1	0:00
KS	4th	M00	14:36	Kickoff	M00	14:36	* TOUCHDOWN	0-0	0:00
KS	4th	K30	13:24	Punt	K50	10:21	Punt	5-20	3:03
KS	4th	K47	08:55	Punt	M00	05:37	* TOUCHDOWN	6-53	3:18
KS	4th	K20	02:35	Downs	K48	00:30	Punt	5-28	2:05

GAME 4 VS. KENTUCKY

MISSISSIPPI STATE

Drive Started					Drive Ended			Consumed	
Team	Qtr	Spot	Time	Obtained	Spot	Time	How Lost	Pl-Yds	TOP
MS	1st	K00	13:35	Interception	K00	13:35	* TOUCHDOWN	0-0	0:00
MS	1st	M20	10:14	Punt	K48	07:11	Punt	8-32	3:03
MS	1st	M25	02:49	Kickoff	K00	13:24	* TOUCHDOWN	9-75	4:25
MS	2nd	M20	10:36	Punt	K00	04:45	* TOUCHDOWN	10-80	5:51
MS	2nd	M17	03:00	Punt	K32	00:48	Interception	5-51	2:12
MS	2nd	M29	00:05	Missed FG	M27	00:00	End of half	1--2	0:05
MS	3rd	M25	15:00	Kickoff	K20	09:10	Fumble	11-55	5:50
MS	3rd	M25	05:30	Kickoff	K49	00:38	Punt	6-26	4:52
MS	4th	M20	12:15	Missed FG	M41	09:11	Punt	5-21	3:04
MS	4th	M25	04:39	Kickoff	K00	01:39	* TOUCHDOWN	6-75	3:00
MS	4th	K46	00:44	Downs	K48	00:00	End of half	1--2	0:44

KENTUCKY

Drive Started					Drive Ended			Consumed	
Team	Qtr	Spot	Time	Obtained	Spot	Time	How Lost	Pl-Yds	TOP
UK	1st	K25	15:00	Kickoff	K48	13:35	Interception	4-23	1:25
UK	1st	K25	13:35	Kickoff	K47	10:14	Punt	6-22	3:21
UK	1st	K20	07:11	Punt	M22	02:49	* FIELD GOAL	10-58	4:22
UK	2nd	K23	13:18	Kickoff	K44	10:36	Punt	5-21	2:42
UK	2nd	K25	04:45	Kickoff	K38	03:00	Punt	4-13	1:45
UK	2nd	M49	00:48	Interception	M29	00:05	Missed FG	6-20	0:43
UK	3rd	K20	09:10	Fumble	M00	05:30	* TOUCHDOWN	11-80	3:40
UK	3rd	K20	00:38	Punt	M08	12:15	Missed FG	9-72	3:23
UK	4th	K34	09:11	Punt	M11	04:39	* FIELD GOAL	11-55	4:32
UK	4th	K34	01:34	Kickoff	K46	00:44	Downs	8-12	0:50

GAME 5 AT AUBURN

MISSISSIPPI STATE

Drive Started					Drive Ended			Consumed	
Team	Qtr	Spot	Time	Obtained	Spot	Time	How Lost	Pl-Yds	TOP
MS	1st	M25	15:00	Kickoff	M06	13:04	Punt	3--19	1:56
MS	1st	M25	12:55	Kickoff	M22	11:05	Punt	3--3	1:50
MS	1st	M02	09:46	Kickoff	M18	09:41	Fumble	0-16	0:05
MS	1st	M25	08:59	Kickoff	A00	02:20	* TOUCHDOWN	12-75	6:39
MS	2nd	M25	13:18	Kickoff	A09	07:55	* FIELD GOAL	11-66	5:23
MS	2nd	M25	05:33	Kickoff	M28	04:31	Punt	3-3	1:02
MS	2nd	A48	03:47	Fumble	A16	02:44	Fumble	2-32	1:03
MS	2nd	M25	00:12	Kickoff	M23	00:00	End of half	1--2	0:12
MS	3rd	M25	13:28	Kickoff	M39	11:01	Punt	4-14	2:27
MS	3rd	M35	09:10	Fumble	M36	07:28	Punt	3-1	1:42
MS	3rd	M35	05:29	Punt	A00	02:13	* TOUCHDOWN	6-65	3:16
MS	4th	M25	14:16	Kickoff	M27	12:47	Punt	3-2	1:29
MS	4th	M48	11:09	Fumble	A20	08:46	Downs	6-32	2:23
MS	4th	M22	04:03	Downs	A00	00:50	* TOUCHDOWN	8-78	3:13

AUBURN

Drive Started					Drive Ended			Consumed	
Team	Qtr	Spot	Time	Obtained	Spot	Time	How Lost	Pl-Yds	TOP
AU	1st	M30	13:04	Punt	M00	12:55	* TOUCHDOWN	1-30	0:09
AU	1st	M47	11:05	Punt	M00	09:41	* TOUCHDOWN	5-47	1:24
AU	1st	M18	09:41	Fumble	M00	08:59	* TOUCHDOWN	2-18	0:42
AU	1st	A22	02:10	Kickoff	M00	13:18	* TOUCHDOWN	11-78	3:52
AU	2nd	A26	07:55	Kickoff	M00	05:33	* TOUCHDOWN	5-74	2:22
AU	2nd	A34	04:31	Punt	A48	03:47	Fumble	2-14	0:44
AU	2nd	A08	02:44	Fumble	M00	00:12	* TOUCHDOWN	11-92	2:32
AU	3rd	A25	15:00	Kickoff	M00	13:28	* TOUCHDOWN	4-75	1:32
AU	3rd	A19	11:01	Punt	M35	09:10	Fumble	4-46	1:51
AU	3rd	A13	07:28	Punt	A22	05:29	Punt	3-9	1:59
AU	3rd	A25	02:13	Kickoff	M00	14:16	* TOUCHDOWN	7-75	2:57
AU	4th	A42	12:47	Punt	M48	11:09	Fumble	3-10	1:38
AU	4th	A20	08:46	Downs	M22	04:03	Downs	9-58	4:43
AU	4th	A25	00:50	Kickoff	A23	00:00	End of half	2--2	0:50

DRIVE CHARTS

GAME 6 AT TENNESSEE

MISSISSIPPI STATE

Drive Started				Drive Ended			Consumed	
Team	Qtr	Spot	Time	Obtained	Spot	Time	How Lost	Pl-YdsTOP
MS	1st	M09	15:00	Kickoff	M12	12:54	Punt	3-3 2:06
MS	1st	M20	11:06	Interception	M17	09:27	Punt	3--3 1:39
MS	1st	M25	04:56	Kickoff	T32	01:14	Interception	7-43 3:42
MS	2nd	M08	14:48	Punt	T33	07:40	* FIELD GOAL	13-59 7:08
MS	2nd	M20	02:19	Interception	M37	00:59	Interception	4-17 1:20
MS	3rd	M20	11:36	Punt	M24	09:58	Punt	3-4 1:38
MS	3rd	M25	06:12	Kickoff	M36	04:57	Interception	4-11 1:15
MS	3rd	M28	02:46	Punt	M24	00:32	Punt	4--4 2:14
MS	4th	M10	12:04	Punt	T00	08:27	* TOUCHDOWN	8-90 3:37
MS	4th	M25	02:35	Kickoff	T18	00:16	Missed FG	11-57 2:19

TENNESSEE

Drive Started				Drive Ended			Consumed	
Team	Qtr	Spot	Time	Obtained	Spot	Time	How Lost	Pl-YdsTOP
UT	1st	M46	12:54	Punt	M12	11:06	Interception	4-34 1:48
UT	1st	T40	09:27	Punt	M00	04:56	* TOUCHDOWN	8-60 4:31
UT	1st	T34	01:14	Interception	T40	14:48	Punt	3-6 1:26
UT	2nd	T15	07:38	Kickoff	M17	02:19	Interception	9-68 5:19
UT	2nd	M37	00:59	Interception	M32	15:00	* FIELD GOAL	4-5 0:59
UT	3rd	T25	15:00	Kickoff	T43	11:36	Punt	6-18 3:24
UT	3rd	T39	09:58	Punt	M05	06:12	* FIELD GOAL	7-56 3:46
UT	3rd	T35	04:57	Interception	T35	02:46	Punt	3-0 2:11
UT	3rd	T30	00:32	Punt	M49	12:04	Punt	6-21 3:28
UT	4th	T09	08:19	Kickoff	M00	02:35	* TOUCHDOWN	9-91 5:44
UT	4th	T20	00:16	Missed FG	T18	00:00	End of half	1--2 0:16

GAME 7 VS. LSU

MISSISSIPPI STATE

Drive Started				Drive Ended			Consumed	
Team	Qtr	Spot	Time	Obtained	Spot	Time	How Lost	Pl-YdsTOP
MS	1st	M25	15:00	Kickoff	M45	12:09	Downs	6-20 2:51
MS	1st	M25	07:52	Kickoff	L45	01:02	Punt	11-30 6:50
MS	2nd	M25	12:27	Kickoff	M45	11:37	Fumble	2-20 0:50
MS	2nd	M25	08:33	Kickoff	L00	05:24	* TOUCHDOWN	7-75 3:09
MS	2nd	M25	05:07	Kickoff	M39	01:53	Interception	6-14 3:14
MS	2nd	M30	00:41	Kickoff	M35	00:00	End of half	2-5 0:41
MS	3rd	M36	13:28	Punt	M30	12:03	Punt	3--6 1:25
MS	3rd	M25	10:36	Kickoff	M30	08:28	Punt	3-5 2:08
MS	3rd	M25	05:36	Kickoff	M49	03:02	Interception	5-24 2:34
MS	3rd	M20	01:40	Punt	L23	13:19	Downs	7-57 3:21
MS	4th	M22	11:31	Punt	M24	08:56	Punt	3-2 2:35
MS	4th	M08	07:51	Punt	M05	05:59	Punt	3--3 1:52
MS	4th	M10	03:41	Punt	L00	00:59	* TOUCHDOWN	7-90 2:42

LSU

Drive Started				Drive Ended			Consumed	
Team	Qtr	Spot	Time	Obtained	Spot	Time	How Lost	Pl-YdsTOP
LSU	1st	M45	12:09	Downs	M03	07:52	* FIELD GOAL	12-42 4:17
LSU	1st	L11	01:02	Punt	M05	12:27	* FIELD GOAL	10-84 3:35
LSU	2nd	M44	11:37	Fumble	M07	08:33	* FIELD GOAL	6-37 3:04
LSU	2nd	L40	05:17	Kickoff	M00	05:07	* TOUCHDOWN	1-60 0:10
LSU	2nd	L45	01:53	Interception	M00	00:50	* TOUCHDOWN	5-55 1:03
LSU	3rd	L25	15:00	Kickoff	L25	13:28	Punt	3-0 1:32
LSU	3rd	L34	12:03	Punt	M00	10:36	* TOUCHDOWN	4-66 1:27
LSU	3rd	L20	08:28	Punt	M00	05:36	* TOUCHDOWN	7-80 2:52
LSU	3rd	L40	03:02	Interception	L48	01:40	Punt	3-8 1:22
LSU	4th	L23	13:19	Downs	L17	11:31	Punt	3--6 1:48
LSU	4th	L50	08:56	Punt	M44	07:51	Punt	3-6 1:05
LSU	4th	L49	05:59	Punt	L48	03:41	Punt	4--1 2:18
LSU	4th	L15	00:53	Kickoff	L11	00:00	End of half	2--4 0:53

GAME 8 AT TEXAS A&M

MISSISSIPPI STATE

Drive Started				Drive Ended			Consumed	
Team	Qtr	Spot	Time	Obtained	Spot	Time	How Lost	Pl-YdsTOP
MS	1st	V25	15:00	Kickoff	M28	13:56	Punt	3-3 1:04
MS	1st	V10	11:18	Punt	M10	09:11	Punt	3-0 2:07
MS	1st	V25	06:50	Kickoff	T46	04:18	Interception	7-29 2:32
MS	1st	V25	00:10	Kickoff	T00	13:28	* TOUCHDOWN	4-75 1:42
MS	2nd	V18	10:20	Kickoff	M14	08:26	Punt	3--4 1:54
MS	2nd	V07	06:38	Punt	M19	06:28	Fumble	1-12 0:10
MS	2nd	V22	05:34	Kickoff	T15	00:37	* FIELD GOAL	16-63 4:57
MS	3rd	V26	13:20	Kickoff	T00	07:48	* TOUCHDOWN	10-74 5:32
MS	3rd	V21	01:17	Kickoff	T00	12:26	* TOUCHDOWN	9-79 3:51
MS	4th	V15	10:18	Punt	M42	10:06	Fumble	1-27 0:12
MS	4th	V25	05:00	Kickoff	T00	00:49	* TOUCHDOWN	12-75 4:11

TEXAS A&M

Drive Started				Drive Ended			Consumed	
Team	Qtr	Spot	Time	Obtained	Spot	Time	How Lost	Pl-YdsTOP
TAMU	1st	T32	13:56	Punt	M47	11:18	Punt	5-21 2:38
TAMU	1st	T49	09:11	Punt	M00	06:50	* TOUCHDOWN	5-51 2:21
TAMU	1st	T45	04:18	Interception	M00	00:10	* TOUCHDOWN	9-55 4:08
TAMU	2nd	T35	13:28	Kickoff	M00	10:20	* TOUCHDOWN	7-65 3:08
TAMU	2nd	T43	08:26	Punt	M48	06:38	Punt	3-9 1:48
TAMU	2nd	M19	06:28	Fumble	M00	05:34	* TOUCHDOWN	3-19 0:54
TAMU	2nd	T20	00:37	Kickoff	T24	00:00	End of half	1-4 0:37
TAMU	3rd	T30	15:00	Kickoff	M00	13:20	* TOUCHDOWN	4-70 1:40
TAMU	3rd	T25	07:48	Kickoff	M00	01:17	* TOUCHDOWN	11-75 6:31
TAMU	4th	T32	12:26	Kickoff	T29	10:18	Punt	3--3 2:08
TAMU	4th	M42	10:06	Fumble	M00	05:00	* TOUCHDOWN	9-42 5:06
TAMU	4th	T15	00:49	Kickoff	T28	00:00	End of half	2-13 0:49

DRIVE CHARTS

GAME 9 AT ARKANSAS

MISSISSIPPI STATE

Team	Qtr	Drive Started			Drive Ended			Consumed	
		Spot	Time	Obtained	Spot	Time	How Lost	Pl-Yds	TOP
MS	1st	M18	15:00	Kickoff	A00	12:11	* TOUCHDOWN	6-82	2:49
MS	1st	M20	10:52	Punt	A00	05:31	* TOUCHDOWN	11-80	5:21
MS	1st	M24	03:59	Punt	A08	14:04	* FIELD GOAL	11-68	4:55
MS	2nd	M08	12:37	Punt	M10	11:21	Punt	3-2	1:16
MS	2nd	M25	10:24	Kickoff	A00	07:55	* TOUCHDOWN	6-75	2:29
MS	2nd	M23	00:00	Punt	M23	05:56	Fumble	0-0	0:00
MS	2nd	M16	05:00	Kickoff	A00	02:42	* TOUCHDOWN	5-84	2:18
MS	2nd	A00	01:59	Interception	A00	01:59	* TOUCHDOWN	0-0	0:00
MS	2nd	M17	01:31	Punt	M24	00:07	Punt	3-7	1:24
MS	3rd	M34	13:42	Punt	A00	10:33	* TOUCHDOWN	6-66	3:09
MS	3rd	M25	04:03	Kickoff	A28	11:40	* FIELD GOAL	13-47	7:23
MS	4th	M25	09:47	Kickoff	A00	08:22	* TOUCHDOWN	3-75	1:25
MS	4th	M38	07:40	Fumble	A13	00:00	End of half	11-49	7:40

ARKANSAS

Team	Qtr	Drive Started			Drive Ended			Consumed	
		Spot	Time	Obtained	Spot	Time	How Lost	Pl-Yds	TOP
AR	1st	A21	12:11	Kickoff	A46	10:52	Punt	4-25	1:19
AR	1st	A27	05:31	Kickoff	A29	03:59	Punt	3-2	1:32
AR	2nd	A25	14:04	Kickoff	A33	12:37	Punt	3-8	1:27
AR	2nd	A39	11:21	Punt	M00	10:24	* TOUCHDOWN	2-61	0:57
AR	2nd	A20	07:55	Kickoff	A45	05:56	Punt	4-25	1:59
AR	2nd	M23	05:56	Fumble	M22	05:00	* FIELD GOAL	4-1	0:56
AR	2nd	A20	02:42	Kickoff	A24	01:59	Interception	3-4	0:43
AR	2nd	A41	01:59	Kickoff	A47	01:31	Punt	3-6	0:28
AR	2nd	A40	00:07	Punt	A49	00:00	End of half	2-9	0:07
AR	3rd	A25	15:00	Kickoff	A32	13:42	Punt	3-7	1:18
AR	3rd	A41	10:33	Kickoff	M00	04:03	* TOUCHDOWN	12-59	6:30
AR	4th	A25	11:40	Kickoff	M00	09:47	* TOUCHDOWN	4-75	1:53
AR	4th	M49	08:22	Kickoff	M38	07:40	Fumble	3-11	0:42

GAME 10 VS. ALABAMA

MISSISSIPPI STATE

Team	Qtr	Drive Started			Drive Ended			Consumed	
		Spot	Time	Obtained	Spot	Time	How Lost	Pl-Yds	TOP
MS	1st	M25	13:08	Kickoff	M25	12:59	Interception	1-0	0:09
MS	1st	M25	12:54	Kickoff	A00	08:37	* TOUCHDOWN	8-75	4:17
MS	1st	M25	03:22	Kickoff	M24	00:59	Punt	4--1	2:23
MS	2nd	M25	14:15	Kickoff	M32	11:57	Punt	3-7	2:18
MS	2nd	M16	06:07	Kickoff	M38	03:42	Punt	5-22	2:25
MS	2nd	M26	02:49	Punt	M25	00:00	Punt	4--1	2:49
MS	3rd	M25	15:00	Kickoff	A16	11:32	Downs	6-59	3:28
MS	3rd	M25	07:28	Kickoff	A40	04:50	Punt	5-35	2:38
MS	3rd	M08	01:06	Punt	A30	08:03	Downs	15-62	8:03
MS	4th	M26	04:30	Downs	M48	00:58	Downs	7-22	3:32

ALABAMA

Team	Qtr	Drive Started			Drive Ended			Consumed	
		Spot	Time	Obtained	Spot	Time	How Lost	Pl-Yds	TOP
UA	1st	A45	15:00	Kickoff	M00	13:08	* TOUCHDOWN	5-55	1:52
UA	1st	M19	12:59	Interception	M00	12:54	* TOUCHDOWN	1-19	0:05
UA	1st	A30	08:37	Kickoff	M00	03:22	* TOUCHDOWN	10-70	5:15
UA	1st	A31	00:59	Punt	M00	14:15	* TOUCHDOWN	4-69	1:44
UA	2nd	A30	11:57	Punt	M00	06:08	* TOUCHDOWN	13-70	5:49
UA	2nd	A26	03:42	Punt	A32	02:49	Punt	3-6	0:53
UA	2nd	M47	00:00	Punt	M47	00:00	End of half	0-0	0:00
UA	3rd	A15	11:32	Downs	M04	07:28	* FIELD GOAL	9-81	4:04
UA	3rd	A12	04:50	Punt	M45	01:06	Punt	6-43	3:44
UA	4th	A30	08:03	Downs	M26	04:30	Downs	8-44	3:33
UA	4th	M48	00:58	Downs	M39	00:00	End of half	2-9	0:58

GAME 11 VS. ABILENE CHRISTIAN

MISSISSIPPI STATE

Team	Qtr	Drive Started			Drive Ended			Consumed	
		Spot	Time	Obtained	Spot	Time	How Lost	Pl-Yds	TOP
MS	1st	M28	15:00	Kickoff	A38	11:57	Punt	7-34	3:03
MS	1st	A44	10:34	Punt	A33	09:17	Punt	5-11	1:17
MS	1st	A35	07:22	Punt	A00	05:13	* TOUCHDOWN	5-35	2:09
MS	1st	M25	00:52	Punt	A00	12:00	* TOUCHDOWN	10-75	3:52
MS	2nd	M12	10:27	Punt	A00	10:13	* TOUCHDOWN	1-88	0:14
MS	2nd	M09	07:19	Interception	M02	05:31	Punt	3--7	1:48
MS	2nd	M25	01:58	Kickoff	A39	00:29	Downs	8-36	1:29
MS	3rd	M10	11:06	Downs	A00	08:39	* TOUCHDOWN	6-90	2:27
MS	3rd	M08	02:20	Punt	A22	13:11	* FIELD GOAL	12-70	4:09
MS	4th	M20	10:42	Interception	A00	05:16	* TOUCHDOWN	11-80	5:26
MS	4th	M38	03:39	Punt	A00	02:48	* TOUCHDOWN	3-62	0:51

ABILENE CHRISTIAN

Team	Qtr	Drive Started			Drive Ended			Consumed	
		Spot	Time	Obtained	Spot	Time	How Lost	Pl-Yds	TOP
ACU	1st	A12	11:57	Punt	A09	10:34	Punt	4--3	1:23
ACU	1st	A03	09:17	Punt	A04	07:22	Punt	3-1	1:55
ACU	1st	A15	05:07	Kickoff	A37	00:52	Punt	8-22	4:15
ACU	2nd	A15	11:55	Kickoff	A36	10:27	Punt	4-21	1:28
ACU	2nd	A25	10:04	Kickoff	M27	07:19	Interception	7-48	2:45
ACU	2nd	M47	05:31	Punt	M00	02:07	* TOUCHDOWN	8-47	3:24
ACU	2nd	A39	00:29	Downs	A37	00:00	End of half	1--2	0:29
ACU	3rd	A25	15:00	Kickoff	M10	11:06	Downs	7-65	3:54
ACU	3rd	A25	08:39	Kickoff	M34	02:20	Punt	13-41	6:19
ACU	4th	A30	13:02	Kickoff	M36	10:42	Interception	6-34	2:20
ACU	4th	A25	05:16	Kickoff	A30	03:39	Punt	3-5	1:37
ACU	4th	A25	02:48	Kickoff	A37	00:00	End of half	6-12	2:48

2019 Mississippi State Football

Mississippi State Combined Team Statistics (as of Nov 23, 2019)

All games

Date	Opponent	Score	Att.	Record:	Overall	Home	Away	Neutral
Aug 31, 2019	at Louisiana	W 38-28	22440	All games	5-6	3-3	2-3	0-0
Sep 07, 2019	SOUTHERN MISS	W 38-15	55143	Conference	2-5	1-2	1-3	0-0
Sep 14, 2019	KANSAS STATE	L 24-31	54522	Non-Conference	3-1	2-1	1-0	0-0
* Sep 21, 2019	KENTUCKY	W 28-13	54556					
* Sep 28, 2019	at #7 Auburn	L 23-56	87451					
* Oct 12, 2019	at Tennessee	L 10-20	85462					
* Oct 19, 2019	#2 LSU	L 13-36	59282					
* Oct 26, 2019	at Texas A&M	L 30-49	102025					
* Nov 02, 2019	at Arkansas	W 54-24	52256					
* Nov 16, 2019	#5 ALABAMA	L 7-38	57607					
Nov 23, 2019	ABILENE CHRISTIAN	W 45-7	54638					

Rushing	gp-gs	att	gain	loss	net	avg	td	lg	avg/g
Kylin Hill	11-11	208	1260	45	1215	5.8	10	62	110.5
Garrett Shrader	9-3	101	655	87	568	5.6	4	49	63.1
Nick Gibson	9-0	44	328	6	322	7.3	4	47	35.8
Tommy Stevens	8-8	66	393	83	310	4.7	3	46	38.8
L. Witherspoon	9-0	18	84	0	84	4.7	1	22	9.3
JaVonta Payton	11-0	1	11	0	11	11.0	0	11	1.0
Dedrick Thomas	11-10	1	5	0	5	5.0	0	5	0.5
Malik Dear	11-0	3	4	0	4	1.3	0	2	0.4
Isaiah Zuber	11-3	3	6	2	4	1.3	0	4	0.4
Total	11	449	2745	232	2513	5.6	22	62	228.5
Opponents	11	365	1876	232	1644	4.5	22	52	149.5

Passing	gp-gs	effic	comp-att-int	pct	yds	td	lg	avg/g
Garrett Shrader	9-3	132.09	78-139-5	56.1	1062	8	47	118.0
Tommy Stevens	8-8	131.97	80-135-5	59.3	934	9	88	116.8
Logan Burnett	2-0	167.20	1-1-0	100.0	8	0	8	4.0
Total	11	132.16	159-275-10	57.8	2004	17	88	182.2
Opponents	11	143.88	192-317-9	60.6	2651	18	65	241.0

Receiving	gp-gs	no.	yds	avg	td	lg	avg/g
Osirus Mitchell	11-11	27	383	14.2	5	35	34.8
Dedrick Thomas	11-10	25	341	13.6	2	42	31.0
Stephen Guidry	10-7	23	304	13.2	4	32	30.4
Farrod Green	11-11	17	211	12.4	1	47	19.2
Kylin Hill	11-11	16	173	10.8	1	88	15.7
Isaiah Zuber	11-3	14	211	15.1	2	38	19.2
Austin Williams	11-0	10	110	11.0	2	28	10.0
JaVonta Payton	11-0	6	97	16.2	0	34	8.8
Dontea Jones	10-0	6	44	7.3	0	14	4.4
Malik Dear	11-0	3	36	12.0	0	20	3.3
Nick Gibson	9-0	3	28	9.3	0	24	3.1
L. Witherspoon	9-0	3	19	6.3	0	12	2.1
G. Spivey	11-1	2	19	9.5	0	12	1.7
Brad Cumbest	10-0	2	16	8.0	0	8	1.6
Cameron Gardner	11-1	1	7	7.0	0	7	0.6
Total	11	159	2004	12.6	17	88	182.2
Opponents	11	192	2651	13.8	18	65	241.0

Field Goals	fg	pct.	01-19	20-29	30-39	40-49	50-99	lg	blk
Jordan Lawless	1-2	50.0	0-0	0-1	1-1	0-0	0-0	37	0
Jace Christmann	8-10	80.0	0-0	2-2	2-3	3-4	1-1	51	0

Scoring	td	fg	kick	rush	rcv	pass	dxp	saf	pts
Kylin Hill	11	-	-	-	-	-	-	-	66
Jace Christmann	-	8-10	32-33	-	-	-	-	-	56
Osirus Mitchell	5	-	-	-	-	-	-	-	30
Nick Gibson	4	-	-	-	-	-	-	-	24
Stephen Guidry	4	-	-	-	-	-	-	-	24
Garrett Shrader	4	-	-	-	-	0-2	-	-	24
Tommy Stevens	3	-	-	-	-	-	-	-	18
Isaiah Zuber	2	-	-	-	-	-	-	-	12
Austin Williams	2	-	-	-	-	-	-	-	12
Dedrick Thomas	2	-	-	-	-	-	-	-	12
Jordan Lawless	-	1-2	5-5	-	-	-	-	-	8
Marcus Murphy	1	-	-	-	-	-	-	-	6
L. Witherspoon	1	-	-	-	-	-	-	-	6
Farrod Green	1	-	-	-	-	-	-	-	6
Willie Gay Jr.	1	-	-	-	-	-	-	-	6
Total	41	9-12	37-38	0-1	-	0-2	-	-	310
Opponents	41	10-13	39-40	-	1	1-1	-	-	317

Score by Quarters	1st	2nd	3rd	4th	OT	Total
Mississippi State	55	117	49	89	0	310
Opponents	79	109	62	67	0	317

##	Defensive Leaders	gp-gs	ua	Tackles			tfl/yds	Sacks no-yds	Pass defense			qbh	Fumbles		blkd kick	saf
				a	tot				int-yds	brup	rcv-yds		ff			

Team Statistics	MS	OPP
FIRST DOWNS	241	218
Rushing	125	89
Passing	96	113
Penalty	20	16
RUSHING YARDAGE	2513	1644
Rushing Attempts	449	365
Average Per Rush	5.6	4.5
Average Per Game	228.5	149.5
TDs Rushing	22	22
PASSING YARDAGE	2004	2651
Comp-Att-Int	159-275-10	192-317-9
Average Per Pass	7.3	8.4
Average Per Catch	12.6	13.8
Average Per Game	182.2	241.0
TDs Passing	17	18
TOTAL OFFENSE	4517	4295
Average Per Play	6.2	6.3
Average Per Game	410.6	390.5
KICK RETURNS: #-Yards	20-342	35-701
PUNT RETURNS: #-Yards	11-48	15-157
INT RETURNS: #-Yards	9-157	10-132
FUMBLES-LOST	15-10	21-11
PENALTIES-Yards	65-517	52-474
PUNTS-AVG	43-42.4	43-43.2
TIME OF POSSESSION/Game	31:59	28:01
3RD-DOWN Conversions	50/126	47/125
4TH-DOWN Conversions	6/15	7/14

Interceptions	no.	yds	avg	td	lg
Cam Dantzler	2	0	0.0	0	0
J. Landrews	1	13	13.0	0	13
Willie Gay Jr.	1	52	52.0	1	52
Martin Emerson	1	45	45.0	0	45
Brian Cole II	1	0	0.0	0	0
Marcus Murphy	1	32	32.0	1	32
Fred Peters	1	6	6.0	0	6
C.J. Morgan	1	9	9.0	0	9

Punting	no.	yds	avg	lg	tb	fc	i20	50+	blk
Tucker Day	41	1741	42.5	70	3	7	10	8	0
Reed Bowman	2	82	41.0	51	0	0	1	1	0

Punt Returns	no.	yds	avg	td	lg
Malik Dear	7	52	7.4	0	40
Dedrick Thomas	2	-6	-3.0	0	0
Isaiah Zuber	1	2	2.0	0	0
Taury Dixon	1	0	0.0	0	0
Total	11	48	4.4	0	40
Opponents	15	157	10.5	0	26

Kick Returns	no.	yds	avg	td	lg
Isaiah Zuber	9	171	19.0	0	28
Brian Cole II	4	60	15.0	0	18
Dedrick Thomas	3	40	13.3	0	25
JaVonta Payton	3	56	18.7	0	24
L. Witherspoon	1	15	15.0	0	15
Total	20	342	17.1	0	28
Opponents	35	701	20.0	1	100

All Purpose	g	rush	rcv	pr	kr	ir	total	avg/g
Kylin Hill	11	1215	173	0	0	0	1388	126.2
Garrett Shrader	9	568	0	0	0	0	568	63.1
Isaiah Zuber	11	4	211	2	171	0	388	35.3
Osirus Mitchell	11	0	383	0	0	0	383	34.8
Dedrick Thoma	11	5	341	-6	40	0	380	34.5
Total	11	2513	2004	48	342	157	5064	460.4
Opponents	11	1644	2651	157	701	132	5285	480.5

Total Offense	g	plays	rush	pass	total	avg/g
Garrett Shrader	9	240	568	1062	1630	181.1
Tommy Stevens	8	201	310	934	1244	155.5
Kylin Hill	11	208	1215	0	1215	110.5
Nick Gibson	9	44	322	0	322	35.8
L. Witherspoon	9	18	84	0	84	9.3
Total	11	724	2513	2004	4517	410.6
Opponents	11	682	1644	2651	4295	390.5

2019 Mississippi State Football
Mississippi State Overall Team Statistics (as of Nov 23, 2019)
All games

Team Statistics	MS	OPP
SCORING	310	317
Points Per Game	28.2	28.8
Points Off Turnovers	52	82
FIRST DOWNS	241	218
Rushing	125	89
Passing	96	113
Penalty	20	16
RUSHING YARDAGE	2513	1644
Yards gained rushing	2745	1876
Yards lost rushing	232	232
Rushing Attempts	449	365
Average Per Rush	5.6	4.5
Average Per Game	228.5	149.5
TDs Rushing	22	22
PASSING YARDAGE	2004	2651
Comp-Att-Int	159-275-10	192-317-9
Average Per Pass	7.3	8.4
Average Per Catch	12.6	13.8
Average Per Game	182.2	241.0
TDs Passing	17	18
TOTAL OFFENSE	4517	4295
Total Plays	724	682
Average Per Play	6.2	6.3
Average Per Game	410.6	390.5
KICK RETURNS: #-Yards	20-342	35-701
PUNT RETURNS: #-Yards	11-48	15-157
INT RETURNS: #-Yards	9-157	10-132
KICK RETURN AVERAGE	17.1	20.0
PUNT RETURN AVERAGE	4.4	10.5
INT RETURN AVERAGE	17.4	13.2
FUMBLES-LOST	15-10	21-11
PENALTIES-Yards	65-517	52-474
Average Per Game	47.0	43.1
PUNTS-Yards	43-1823	43-1856
Average Per Punt	42.4	43.2
Net punt average	37.3	38.8
KICKOFFS-Yards	61-3477	61-3639
Average Per Kick	57.0	59.7
Net kick average	38.1	40.5
TIME OF POSSESSION/Game	31:59	28:01
3RD-DOWN Conversions	50/126	47/125
3rd-Down Pct	40%	38%
4TH-DOWN Conversions	6/15	7/14
4th-Down Pct	40%	50%
SACKS BY-Yards	18-140	24-146
MISC YARDS	0	0
TOUCHDOWNS SCORED	41	41
FIELD GOALS-ATTEMPTS	9-12	10-13
ON-SIDE KICKS	0-0	0-0
RED-ZONE SCORES	(33-39) 85%	(36-45) 80%
RED-ZONE TOUCHDOWNS	(28-39) 72%	(29-45) 64%
PAT-ATTEMPTS	(37-38) 97%	(39-40) 98%
ATTENDANCE	335748	349634
Games/Avg Per Game	6/55958	5/69927
Neutral Site Games		0/0

Score by Quarters	1st	2nd	3rd	4th	OT	Total
Mississippi State	55	117	49	89	0	310
Opponents	79	109	62	67	0	317

2019 Mississippi State Football
Mississippi State Overall Individual Statistics (as of Nov 23, 2019)
All games

Rushing	gp-gs	att	gain	loss	net	avg	td	lg	avg/g
Kylin Hill	11-11	208	1260	45	1215	5.8	10	62	110.5
Garrett Shrader	9-3	101	655	87	568	5.6	4	49	63.1
Nick Gibson	9-0	44	328	6	322	7.3	4	47	35.8
Tommy Stevens	8-8	66	393	83	310	4.7	3	46	38.8
L. Witherspoon	9-0	18	84	0	84	4.7	1	22	9.3
JaVonta Payton	11-0	1	11	0	11	11.0	0	11	1.0
Dedrick Thomas	11-10	1	5	0	5	5.0	0	5	0.5
Malik Dear	11-0	3	4	0	4	1.3	0	2	0.4
Isaiah Zuber	11-3	3	6	2	4	1.3	0	4	0.4
Dontea Jones	10-0	0	-1	0	-1	0.0	0	0	-0.1
TEAM	4-0	4	0	9	-9	-2.2	0	0	-2.2
Total	11	449	2745	232	2513	5.6	22	62	228.5
Opponents	11	365	1876	232	1644	4.5	22	52	149.5

Passing	gp-gs	effic	comp-att-int	pct	yds	td	lg	avg/g
Garrett Shrader	9-3	132.09	78-139-5	56.1	1062	8	47	118.0
Tommy Stevens	8-8	131.97	80-135-5	59.3	934	9	88	116.8
Logan Burnett	2-0	167.20	1-1-0	100.0	8	0	8	4.0
Total	11	132.16	159-275-10	57.8	2004	17	88	182.2
Opponents	11	143.88	192-317-9	60.6	2651	18	65	241.0

Receiving	gp-gs	no.	yds	avg	td	lg	avg/g
Osirus Mitchell	11-11	27	383	14.2	5	35	34.8
Dedrick Thomas	11-10	25	341	13.6	2	42	31.0
Stephen Guidry	10-7	23	304	13.2	4	32	30.4
Farrod Green	11-11	17	211	12.4	1	47	19.2
Kylin Hill	11-11	16	173	10.8	1	88	15.7
Isaiah Zuber	11-3	14	211	15.1	2	38	19.2
Austin Williams	11-0	10	110	11.0	2	28	10.0
JaVonta Payton	11-0	6	97	16.2	0	34	8.8
Dontea Jones	10-0	6	44	7.3	0	14	4.4
Malik Dear	11-0	3	36	12.0	0	20	3.3
Nick Gibson	9-0	3	28	9.3	0	24	3.1
L. Witherspoon	9-0	3	19	6.3	0	12	2.1
G. Spivey	11-1	2	19	9.5	0	12	1.7
Brad Cumbest	10-0	2	16	8.0	0	8	1.6
Cameron Gardner	11-1	1	7	7.0	0	7	0.6
Robert Rivers	1-0	1	5	5.0	0	5	5.0
Total	11	159	2004	12.6	17	88	182.2
Opponents	11	192	2651	13.8	18	65	241.0

Punt Returns	no.	yds	avg	td	lg
Malik Dear	7	52	7.4	0	40
Dedrick Thomas	2	-6	-3.0	0	0
Taury Dixon	1	0	0.0	0	0
Isaiah Zuber	1	2	2.0	0	0
Total	11	48	4.4	0	40
Opponents	15	157	10.5	0	26

Interceptions	no.	yds	avg	td	lg
Cam Dantzler	2	0	0.0	0	0
Marcus Murphy	1	32	32.0	1	32
Willie Gay Jr.	1	52	52.0	1	52
Fred Peters	1	6	6.0	0	6
J. Landrews	1	13	13.0	0	13
Brian Cole II	1	0	0.0	0	0
Martin Emerson	1	45	45.0	0	45
C.J. Morgan	1	9	9.0	0	9
Total	9	157	17.4	2	52
Opponents	10	132	13.2	0	39

Kick Returns	no.	yds	avg	td	lg
Isaiah Zuber	9	171	19.0	0	28
Brian Cole II	4	60	15.0	0	18
Dedrick Thomas	3	40	13.3	0	25
JaVonta Payton	3	56	18.7	0	24
L. Witherspoon	1	15	15.0	0	15
Total	20	342	17.1	0	28
Opponents	35	701	20.0	1	100

Fumble Returns	no.	yds	avg	td	lg
Darryl Williams	1	4	4.0	0	4
Total	1	4	4.0	0	4
Opponents	2	10	5.0	0	9

2019 Mississippi State Football
Mississippi State Overall Individual Statistics (as of Nov 23, 2019)
All games

Scoring	td	fg	PAT				dxp	saf	pts
			kick	rush	rcv	pass			
Kylin Hill	11	-	-	-	-	-	-	-	66
Jace Christmann	-	8-10	32-33	-	-	-	-	-	56
Osirus Mitchell	5	-	-	-	-	-	-	-	30
Nick Gibson	4	-	-	-	-	-	-	-	24
Stephen Guidry	4	-	-	-	-	-	-	-	24
Garrett Shrader	4	-	-	-	-	0-2	-	-	24
Tommy Stevens	3	-	-	-	-	-	-	-	18
Austin Williams	2	-	-	-	-	-	-	-	12
Deddrick Thomas	2	-	-	-	-	-	-	-	12
Isaiah Zuber	2	-	-	-	-	-	-	-	12
Jordan Lawless	-	1-2	5-5	-	-	-	-	-	8
Marcus Murphy	1	-	-	-	-	-	-	-	6
L. Witherspoon	1	-	-	-	-	-	-	-	6
Farrod Green	1	-	-	-	-	-	-	-	6
Willie Gay Jr.	1	-	-	-	-	-	-	-	6
K. Schexnayder	-	-	-	0-1	-	-	-	-	0
Total	41	9-12	37-38	0-1	-	0-2	-	-	310
Opponents	41	10-13	39-40	-	1	1-1	-	-	317

Total Offense	g	plays	rush	pass	total	avg/g
Garrett Shrader	9	240	568	1062	1630	181.1
Tommy Stevens	8	201	310	934	1244	155.5
Kylin Hill	11	208	1215	0	1215	110.5
Nick Gibson	9	44	322	0	322	35.8
L. Witherspoon	9	18	84	0	84	9.3
JaVonta Payton	11	1	11	0	11	1.0
Logan Burnett	2	1	0	8	8	4.0
Deddrick Thomas	11	1	5	0	5	0.5
Isaiah Zuber	11	3	4	0	4	0.4
Malik Dear	11	3	4	0	4	0.4
Dontea Jones	10	0	-1	0	-1	-0.1
TEAM	4	4	-9	0	-9	-2.2
Total	11	724	2513	2004	4517	410.6
Opponents	11	682	1644	2651	4295	390.5

Field Goals	fg	pct.	01-19	20-29	30-39	40-49	50-99	lg	blk
Jordan Lawless	1-2	50.0	0-0	0-1	1-1	0-0	0-0	37	0
Jace Christmann	8-10	80.0	0-0	2-2	2-3	3-4	1-1	51	0

FG Sequence	Mississippi State	Opponents
Louisiana	27,(37)	-
Southern Miss	(30),43	36
Kansas State	(47)	(35)
Kentucky	-	(40),47,26,(29)
Auburn	(27)	-
Tennessee	(51),36	(49),(22)
LSU	-	(20),(23),(25)
Texas A&M	(33)	-
Arkansas	(26),(46)	(40)
Alabama	-	(22)
Abilene Christian	(40)	-

Punting	no.	yds	avg	lg	tb	fc	i20	50+	blk
Tucker Day	41	1741	42.5	70	3	7	10	8	0
Reed Bowman	2	82	41.0	51	0	0	1	1	0
Total	43	1823	42.4	70	3	7	11	9	0
Opponents	43	1856	43.2	61	7	13	15	12	0

Kickoffs	no.	yds	avg	tb	ob	retn	net	ydln
Scott Goodman	44	2575	58.5	14	0			
Tucker Day	14	803	57.4	4	0			
Jace Christmann	3	99	33.0	0	0			
Total	61	3477	57.0	18	0	20.0	38.1	26
Opponents	61	3639	59.7	33	1	17.1	40.5	24

Numbers in (parentheses) indicate field goal was made.

2019 Mississippi State Football
Mississippi State Overall Individual Statistics (as of Nov 23, 2019)
All games

All Purpose	g	rush	rcv	pr	kr	ir	total	avg/g
Kylin Hill	11	1215	173	0	0	0	1388	126.2
Garrett Shrader	9	568	0	0	0	0	568	63.1
Isaiah Zuber	11	4	211	2	171	0	388	35.3
Osirus Mitchell	11	0	383	0	0	0	383	34.8
Dedrick Thoma	11	5	341	-6	40	0	380	34.5
Nick Gibson	9	322	28	0	0	0	350	38.9
Tommy Stevens	8	310	0	0	0	0	310	38.8
Stephen Guidry	10	0	304	0	0	0	304	30.4
Farrod Green	11	0	211	0	0	0	211	19.2
JaVonta Payton	11	11	97	0	56	0	164	14.9
L. Witherspoon	9	84	19	0	15	0	118	13.1
Austin Williams	11	0	110	0	0	0	110	10.0
Malik Dear	11	4	36	52	0	0	92	8.4
Brian Cole II	11	0	0	0	60	0	60	5.5
Willie Gay Jr.	3	0	0	0	0	52	52	17.3
Martin Emerson	11	0	0	0	0	45	45	4.1
Dontea Jones	10	-1	44	0	0	0	43	4.3
Marcus Murphy	3	0	0	0	0	32	32	10.7
G. Spivey	11	0	19	0	0	0	19	1.7
Brad Cumbest	10	0	16	0	0	0	16	1.6
J. Landrews	11	0	0	0	0	13	13	1.2
C.J. Morgan	9	0	0	0	0	9	9	1.0
Cameron Gardn	11	0	7	0	0	0	7	0.6
Fred Peters	11	0	0	0	0	6	6	0.5
Robert Rivers	1	0	5	0	0	0	5	5.0
TEAM	4	-9	0	0	0	0	-9	-2.2
Total	11	2513	2004	48	342	157	5064	460.4
Opponents	11	1644	2651	157	701	132	5285	480.5

2019 Mississippi State Football
Mississippi State Overall Defensive Statistics (as of Nov 23, 2019)
All games

##	Defensive Leaders	gp-gs	Tackles				Sacks no-yds	Pass defense			Fumbles		blkd	
			ua	a	tot	tfl/yds		int-yds	brup	qbh	rcv-yds	ff	kick	saf
40	Erroll Thompson	11-11	31	42	73	2.5-8	0.5-4	.	1	6	1-0	.	.	.
11	J. Landrews	11-11	37	27	64	0.5-0	.	1-13	5	2
32	Brian Cole II	11-11	36	26	62	7.5-28	2.0-17	1-0	2	2	1-0	1	.	.
29	C.J. Morgan	9-9	31	28	59	0.5-2	.	1-9	8
10	Leo Lewis	11-11	21	38	59	4.5-8	1.0-6	.	2	3	2-0	1	.	.
5	Chauncey Rivers	11-11	21	14	35	6.0-37	3.5-30	.	2	4
42	M. Spencer	11-11	19	13	32	5.5-14	1.0-5	.	1	2	.	2	.	.
3	Cam Dantzler	8-8	22	9	31	1.0-5	0.5-4	2-0	7	.	1-0	1	.	.
1E	Martin Emerson	11-3	15	13	28	1.5-1	.	1-45	1	.	.	1	.	.
1P	S. Preston Jr.	7-1	15	10	25	.	.	.	2
41	Tim Washington	10-0	9	13	22	2.0-8	1.0-7	.	1	1	.	2	.	.
52	Kobe Jones	11-0	10	12	22	3.0-12	1.5-11	.	.	1
13	Tyler Williams	8-4	8	12	20	.	.	.	3	1	1-0	1	.	.
84	Jaden Crumedy	11-7	7	9	16	1.0-1
54	Fabien Lovett	11-11	5	9	14	1.0-2	0.5-2
8S	M. Smitherman	6-6	10	4	14	1
43	Fletcher Adams	8-0	7	6	13	2.0-8	1.0-4	.	.	2	.	1	.	.
6	Willie Gay Jr.	3-0	4	8	12	1.5-3	.	1-52	.	1	1-0	.	.	.
4	JaVonta Payton	11-0	6	5	11
2J	Jarrian Jones	9-1	6	5	11	.	.	.	2	.	1-0	.	.	.
18	Aaron Brule	11-0	1	9	10	0.5-1	.	.	.	1	1-0	.	.	.
7M	Marcus Murphy	3-1	4	4	8	.	.	1-32	1
2P	N. Pickering	7-1	4	4	8	5.0-43	2.5-24
90	Lee Autry	3-3	2	4	6	2.5-8	0.5-3	.	.	1
30	S. Kilby-Lane	9-0	2	4	6
93	Cameron Young	8-0	2	3	5	1.0-2
38	Fred Peters	11-0	4	1	5	2.0-12	1.0-11	1-6	.	1	.	1	.	.
99	James Jackson	8-0	3	2	5
16	Korey Charles	6-0	4	1	5	1	.	.
2A	A. Conner	9-0	4	1	5
48	Scott Goodman	10-0	2	2	4
92	Kendell Jones	8-0	.	4	4	0.5-1
35	Landon Guidry	10-0	1	3	4
8	Kylin Hill	11-11	2	1	3
34	Sherman Timbs	11-0	1	1	2
TM	TEAM	4-0	2	.	2	1.0-5	1.0-5	2	.	.
6B	Paul Blackwell	11-0	2	.	2	1-0	.	.	.
7	Tommy Stevens	8-8	1	1	2
17	Aaron Odom	2-0	.	1	1	0.5-7	0.5-7	.	.	1
51	Stewart Reese	9-8	1	.	1	1	.	.
2	Dedrick Thomas	11-10	1	.	1
63	L. Sharp	7-3	1	.	1
24	Dylan Lawrence	1-0	1	.	1
9R	D. Russell	3-0	.	1	1
19	Collin Duncan	10-0	1	.	1
20	Taury Dixon	5-0	1	.	1
28	Londyn Craft	6-0	.	1	1
12	Isaiah Zuber	11-3	1	.	1
79	Evans Wilkerson	11-0	1	.	1
6S	Garrett Shrader	9-3	1	.	1
15	Jack Harris	1-0	.	1	1
73	Darryl Williams	11-11	1-4	.	.	.
Total		11	370	352	722	53-216	18-140	9-157	38	30	11-4	15	.	.
Opponents		11	366	418	784	57-220	24-146	10-132	35	21	10-10	9	.	.

2019 Mississippi State Football
Mississippi State Team Game-by-Game (as of Nov 23, 2019)
All games

TEAM STATISTICS

Date	Opponent	Rushing				Receiving				Passing				Kick Returns				Punt Returns				tot off
		no.	yds	td	lg	no.	yds	td	lg	cmp-att-int	yds	td	lg	no.	yds	td	lg	no.	yds	td	lg	
Aug 31	at Louisiana	40	261	3	20	20	236	2	31	20-30-0	236	2	31	3	54	0	22	3	40	0	40	497
Sep 07	SOUTHERN MISS	41	210	3	22	16	176	2	28	16-21-0	176	2	28	0	0	0	0	1	8	0	8	386
Sep 14	KANSAS STATE	44	201	2	22	11	151	1	35	11-27-2	151	1	35	4	71	0	24	1	1	0	0	352
Sep 21	KENTUCKY	40	241	3	49	17	180	0	25	17-22-1	180	0	25	0	0	0	0	0	0	0	0	421
Sep 28	at Auburn	38	118	1	24	13	216	2	47	13-26-0	216	2	47	1	16	0	0	0	0	0	0	334
Oct 12	at Tennessee	37	121	0	14	11	146	1	21	11-21-3	146	1	21	1	9	0	9	0	0	0	0	267
Oct 19	LSU	37	102	1	12	17	238	1	29	17-28-2	238	1	29	1	28	0	28	2	3	0	7	340
Oct 26	at Texas A&M	38	239	1	39	13	194	3	38	13-30-1	194	3	38	5	95	0	23	1	2	0	0	433
Nov 02	at Arkansas	57	460	4	62	13	180	2	42	13-19-0	180	2	42	2	27	0	18	1	0	0	0	640
Nov 16	ALABAMA	37	188	1	46	12	82	0	30	12-21-1	82	0	30	1	1	0	1	1	0	0	0	270
Nov 23	ABILENE CHRISTIAN	40	372	3	30	16	205	3	88	16-30-0	205	3	88	2	41	0	25	1	-6	0	0	577
		449	2513	22	62	159	2004	17	88	159-275-10	2004	17	88	20	342	0	28	11	48	0	40	4517
Opponents		365	1644	22	52	192	2651	18	65	192-317-9	2651	18	65	35	701	1	100	15	157	0	26	4295

Games: 11 • Avg/rush: 5.6 • Avg/catch: 12.6 • Pass effic: 132.16 • KR avg: 17.1 • PR avg: 4.4 • All purpose avg/game: 460.4 • Total offense avg/gm: 410.6

		Tackles				Sacks	Fumble		Pass Defense			blkd	PAT Attempts			off		
Date	Opponent	ua	a	total	tfl-yds	no-yds	ff	fr-yds	int-yds	qbh	brup	kick	kick	rush	rcv	saf	t/o	pts
Aug 31	at Louisiana	61	2	63	3.0-9	1.0-5	2	3-0	1-0	0	2	0	5-5	0	0	0	7	38
Sep 07	SOUTHERN MISS	23	42	65	5.0-20	2.0-12	1	1-0	2-54	3	1	0	5-5	0	0	0	7	38
Sep 14	KANSAS STATE	22	48	70	5.0-15	1.0-10	2	3-4	0-0	3	3	0	3-3	0	0	0	17	24
Sep 21	KENTUCKY	31	28	59	5.0-19	3.0-16	1	0-0	1-52	5	13	0	4-4	0	0	0	7	28
Sep 28	at Auburn	47	16	63	6.0-18	2.0-11	4	3-0	0-0	1	1	0	2-3	0	0	0	0	23
Oct 12	at Tennessee	34	36	70	5.0-13	1.0-5	0	0-0	2-0	0	0	0	1-1	0	0	0	0	10
Oct 19	LSU	30	38	68	6.0-25	3.0-22	1	0-0	0-0	2	7	0	1-1	0	0	0	0	13
Oct 26	at Texas A&M	42	20	62	2.0-3	0.0-0	0	0-0	0-0	5	2	0	3-3	0	0	0	0	30
Nov 02	at Arkansas	24	26	50	2.0-3	0.0-0	1	1-0	1-32	3	5	0	6-6	0	0	0	7	54
Nov 16	ALABAMA	27	46	73	4.0-12	1.0-8	1	0-0	0-0	3	0	0	1-1	0	0	0	0	7
Nov 23	ABILENE CHRISTIAN	29	50	79	10.0-79	4.0-51	2	0-0	2-19	5	4	0	6-6	0	0	0	7	45
		370	352	722	53.0-216	18.0-140	15	11-4	9-157	30	38	0	37-38	0	0	0	52	310
Opponents		366	418	784	57.0-220	24.0-146	9	10-10	10-132	21	35	0	39-40	0	1	0	82	317

		Punting										Field Goals			Kickoffs				
Date	Opponent	no.	yds	avg	long	blkd	tb	fc	50+	i20	md-att	long	blkd	no.	yds	avg	tb	ob	
Aug 31	at Louisiana	2	80	40.0	42	0	0	0	0	2	1-2	37	0	7	400	57.1	1	0	
Sep 07	SOUTHERN MISS	4	199	49.8	59	0	0	2	2	3	1-2	30	0	7	454	64.9	5	0	
Sep 14	KANSAS STATE	6	242	40.3	55	0	0	1	1	0	1-1	47	0	5	310	62.0	2	0	
Sep 21	KENTUCKY	3	147	49.0	50	0	2	0	1	0	0-0	0	0	5	295	59.0	3	0	
Sep 28	at Auburn	6	250	41.7	51	0	0	0	1	2	1-1	27	0	5	273	54.6	2	0	
Oct 12	at Tennessee	4	173	43.2	56	0	0	0	1	0	1-2	51	0	3	176	58.7	1	0	
Oct 19	LSU	5	214	42.8	70	0	1	1	1	1	0-0	0	0	3	179	59.7	1	0	
Oct 26	at Texas A&M	3	134	44.7	50	0	0	1	1	0	1-1	33	0	6	333	55.5	0	0	
Nov 02	at Arkansas	2	86	43.0	50	0	0	1	1	0	2-2	46	0	10	558	55.8	2	0	
Nov 16	ALABAMA	5	197	39.4	48	0	0	0	0	1	0-0	0	0	2	60	30.0	0	0	
Nov 23	ABILENE CHRISTIAN	3	101	33.7	45	0	0	1	0	2	1-1	40	0	8	439	54.9	1	0	
		43	1823	42.4	70	0	3	7	9	11	9-12	51	0	61	3477	57.0	18	0	
Opponents		43	1856	43.2	61	0	7	13	12	15	10-13	49	0	61	3639	59.7	33	1	

2019 Mississippi State Football
Mississippi State Opponent Game-by-Game (as of Nov 23, 2019)
All games

OPPONENT STATISTICS

		Rushing				Receiving				Passing				Kick Returns				Punt Returns				tot
Date	Opponent	no.	yds	td	lg	no.	yds	td	lg	cmp-att-int	yds	td	lg	no.	yds	td	lg	no.	yds	td	lg	off
Aug 31	at Louisiana	38	163	3	26	24	267	1	32	24-40-1	267	1	32	6	125	0	30	0	0	0	0	430
Sep 07	SOUTHERN MISS	27	110	0	26	18	234	2	65	18-26-2	234	2	65	2	38	0	26	1	2	0	2	344
Sep 14	KANSAS STATE	35	146	2	17	10	123	1	24	10-18-0	123	1	24	3	124	1	100	4	44	0	25	269
Sep 21	KENTUCKY	28	154	1	31	15	232	0	39	15-42-1	232	0	39	2	22	0	19	1	25	0	25	386
Sep 28	at Auburn	45	217	6	30	18	361	2	48	18-24-0	361	2	48	1	21	0	21	3	34	0	18	578
Oct 12	at Tennessee	44	190	1	23	10	167	1	41	10-14-2	167	1	41	1	14	0	14	1	13	0	13	357
Oct 19	LSU	25	86	0	19	25	327	4	60	25-35-0	327	4	60	2	24	0	22	1	2	0	2	413
Oct 26	at Texas A&M	39	207	4	25	17	234	3	52	17-23-0	234	3	52	6	100	0	21	1	10	0	10	441
Nov 02	at Arkansas	25	184	2	52	9	101	1	32	9-24-1	101	1	32	8	154	0	42	1	-1	0	0	285
Nov 16	ALABAMA	31	160	3	20	21	350	2	37	21-29-0	350	2	37	0	0	0	0	2	28	0	26	510
Nov 23	ABILENE CHRISTIAN	28	27	0	13	25	255	1	52	25-42-2	255	1	52	4	79	0	30	0	0	0	0	282
		365	1644	22	52	192	2651	18	65	192-317-9	2651	18	65	35	701	1	100	15	157	0	26	4295
Mississippi State		449	2513	22	62	159	2004	17	88	159-275-10	2004	17	88	20	342	0	28	11	48	0	40	4517

Games: 11 • Avg/rush: 4.5 • Avg/catch: 13.8 • Pass effic: 143.88 • KR avg: 20.0 • PR avg: 10.5 • All purpose avg/game: 480.5 • Total offense avg/gm: 390.5

Date	Opponent	Tackles				Sacks	Fumble		Pass Defense			blkd kick	PAT Attempts			off		
		ua	a	total	tfl-yds		ff	fr-yds	int-yds	qbh	brup		kick	rush	rcv	saf	t/o	pts
Aug 31	at Louisiana	51	16	67	2.0-7	2.0-7	1	2-0	0-0	1	1	0	4-4	0	0	0	7	28
Sep 07	SOUTHERN MISS	32	46	78	6.0-24	3.0-20	0	0-0	0-0	2	1	0	1-1	0	1	0	0	15
Sep 14	KANSAS STATE	26	58	84	6.0-19	2.0-13	0	1-9	2-39	3	3	0	4-4	0	0	0	10	31
Sep 21	KENTUCKY	36	28	64	4.0-20	2.0-14	1	1-0	1-39	0	4	0	1-1	0	0	0	7	13
Sep 28	at Auburn	37	14	51	5.0-32	2.0-25	2	2-0	0-0	1	5	0	8-8	0	0	0	14	56
Oct 12	at Tennessee	31	28	59	10.0-40	7.0-33	1	0-0	3-35	0	2	0	2-2	0	0	0	3	20
Oct 19	LSU	35	36	71	5.0-15	2.0-6	1	1-1	2-9	4	4	0	3-4	0	0	0	10	36
Oct 26	at Texas A&M	32	32	64	4.0-24	2.0-15	2	2-0	1-0	4	6	0	7-7	0	0	0	21	49
Nov 02	at Arkansas	32	60	92	4.0-6	0.0-0	0	1-0	0-0	0	1	0	3-3	0	0	0	3	24
Nov 16	ALABAMA	24	50	74	6.0-20	1.0-8	0	0-0	1-10	4	4	0	5-5	0	0	0	7	38
Nov 23	ABILENE CHRISTIAN	30	50	80	5.0-13	1.0-5	1	0-0	0-0	2	4	0	1-1	0	0	0	0	7
		366	418	784	57.0-220	24.0-146	9	10-10	10-132	21	35	0	39-40	0	1	0	82	317
Mississippi State		370	352	722	53.0-216	18.0-140	15	11-4	9-157	30	38	0	37-38	0	0	0	52	310

Date	Opponent	Punting										Field Goals			Kickoffs				
		no.	yds	avg	long	blkd	tb	fc	50+	i20		md-att	long	blkd	no.	yds	avg	tb	ob
Aug 31	at Louisiana	3	133	44.3	46	0	0	0	0	1		0-0	0	0	5	262	52.4	1	1
Sep 07	SOUTHERN MISS	5	170	34.0	43	0	0	1	0	0		0-1	0	0	3	195	65.0	3	0
Sep 14	KANSAS STATE	5	253	50.6	61	0	2	2	3	1		1-1	35	0	6	357	59.5	2	0
Sep 21	KENTUCKY	3	154	51.3	56	0	2	1	2	1		2-4	40	0	4	260	65.0	4	0
Sep 28	at Auburn	1	43	43.0	43	0	0	1	0	0		0-0	0	0	9	583	64.8	8	0
Oct 12	at Tennessee	4	185	46.2	57	0	1	2	2	2		2-2	49	0	4	260	65.0	3	0
Oct 19	LSU	5	233	46.6	57	0	1	1	2	2		3-3	25	0	8	518	64.8	7	0
Oct 26	at Texas A&M	3	136	45.3	58	0	0	1	1	3		0-0	0	0	8	503	62.9	3	0
Nov 02	at Arkansas	6	262	43.7	59	0	1	3	2	2		1-1	40	0	5	293	58.6	2	0
Nov 16	ALABAMA	2	79	39.5	42	0	0	0	0	1		1-1	22	0	7	290	41.4	0	0
Nov 23	ABILENE CHRISTIAN	6	208	34.7	46	0	0	1	0	2		0-0	0	0	2	118	59.0	0	0
		43	1856	43.2	61	0	7	13	12	15		10-13	49	0	61	3639	59.7	33	1
Mississippi State		43	1823	42.4	70	0	3	7	9	11		9-12	51	0	61	3477	57.0	18	0

Mississippi State Inside Opponent Red-Zone

Opponents Inside Mississippi State Red-Zone

				Times	Times	Total	Rush		Pass	FGs	Failed to score inside RZ					
Date	Opponent	Score		In RZ	Scored	Pts	TDs	TDs	TDs	Made	FGA	Down	Int	Fumb	Half	Game
Aug 31, 2019	at Louisiana	W 38-28		5	4	28	4	3	1	0	0	0	0	1	0	0
Sep 07, 2019	SOUTHERN MISS	W 38-15		1	0	0	0	0	0	0	1	0	0	0	0	0
Sep 14, 2019	KANSAS STATE	L 24-31		5	4	24	3	2	1	1	0	1	0	0	0	0
Sep 21, 2019	KENTUCKY	W 28-13		4	2	10	1	1	0	1	2	0	0	0	0	0
Sep 28, 2019	at Auburn	L 23-56		5	5	35	5	5	0	0	0	0	0	0	0	0
Oct 12, 2019	at Tennessee	L 10-20		4	2	10	1	1	0	1	0	0	2	0	0	0
Oct 19, 2019	LSU	L 13-36		5	5	23	2	0	2	3	0	0	0	0	0	0
Oct 26, 2019	at Texas A&M	L 30-49		6	6	42	6	4	2	0	0	0	0	0	0	0
Nov 02, 2019	at Arkansas	W 54-24		2	2	14	2	1	1	0	0	0	0	0	0	0
Nov 16, 2019	ALABAMA	L 7-38		5	5	31	4	3	1	1	0	0	0	0	0	0
Nov 23, 2019	ABILENE CHRISTIAN	W 45-7		3	1	7	1	0	1	0	0	2	0	0	0	0
Totals				45	36	224	29	20	9	7	3	3	2	1	0	0
36 of 45 (80.0%)																

2019 Mississippi State Football
Mississippi State By-Quarter Statistics (as of Nov 23, 2019)
All games

3rd-Down Conversions

Date	Opponent	Score	Overall	1st Qtr	2nd Qtr	3rd Qtr	4th Qtr	Overtime
Aug 31, 2019	at Louisiana	W 38-28	4-9 44.4	1-2 50.0	2-3 66.7	1-2 50.0	0-2 0.0	
Sep 07, 2019	SOUTHERN MISS	W 38-15	3-9 33.3	1-1 100.0	0-2 0.0	1-2 50.0	1-4 25.0	
Sep 14, 2019	KANSAS STATE	L 24-31	4-14 28.6	0-2 0.0	2-4 50.0	2-4 50.0	0-4 0.0	
Sep 21, 2019	KENTUCKY	W 28-13	6-10 60.0	2-3 66.7	1-1 100.0	2-4 50.0	1-2 50.0	
Sep 28, 2019	at Auburn	L 23-56	3-12 25.0	1-4 25.0	1-3 33.3	0-2 0.0	1-3 33.3	
Oct 12, 2019	at Tennessee	L 10-20	5-12 41.7	1-3 33.3	2-3 66.7	1-3 33.3	1-3 33.3	
Oct 19, 2019	LSU	L 13-36	3-12 25.0	2-4 50.0	1-2 50.0	0-3 0.0	0-3 0.0	
Oct 26, 2019	at Texas A&M	L 30-49	4-11 36.4	0-3 0.0	0-3 0.0	3-3 100.0	1-2 50.0	
Nov 02, 2019	at Arkansas	W 54-24	8-13 61.5	1-2 50.0	2-5 40.0	2-2 100.0	3-4 75.0	
Nov 16, 2019	ALABAMA	L 7-38	3-12 25.0	1-2 50.0	0-3 0.0	0-2 0.0	2-5 40.0	
Nov 23, 2019	ABILENE CHRISTIAN	W 45-7	7-12 58.3	1-3 33.3	2-4 50.0	1-1 100.0	3-4 75.0	
Mississippi State			50-126 39.7	11-29 37.9	13-33 39.4	13-28 46.4	13-36 36.1	0-0 0.0
Opponents			47-125 37.6	14-31 45.2	15-37 40.5	8-26 30.8	10-31 32.3	0-0 0.0

4th-Down Conversions

Date	Opponent	Score	Overall	1st Qtr	2nd Qtr	3rd Qtr	4th Qtr	Overtime
Aug 31, 2019	at Louisiana	W 38-28	0-1 0.0	0-1 0.0	0-0 0.0	0-0 0.0	0-0 0.0	
Sep 07, 2019	SOUTHERN MISS	W 38-15	0-0 0.0	0-0 0.0	0-0 0.0	0-0 0.0	0-0 0.0	
Sep 14, 2019	KANSAS STATE	L 24-31	0-1 0.0	0-0 0.0	0-0 0.0	0-0 0.0	0-1 0.0	
Sep 21, 2019	KENTUCKY	W 28-13	0-0 0.0	0-0 0.0	0-0 0.0	0-0 0.0	0-0 0.0	
Sep 28, 2019	at Auburn	L 23-56	1-2 50.0	1-1 100.0	0-0 0.0	0-0 0.0	0-1 0.0	
Oct 12, 2019	at Tennessee	L 10-20	1-1 100.0	0-0 0.0	0-0 0.0	0-0 0.0	1-1 100.0	
Oct 19, 2019	LSU	L 13-36	0-2 0.0	0-1 0.0	0-0 0.0	0-0 0.0	0-1 0.0	
Oct 26, 2019	at Texas A&M	L 30-49	2-2 100.0	0-0 0.0	1-1 100.0	0-0 0.0	1-1 100.0	
Nov 02, 2019	at Arkansas	W 54-24	1-1 100.0	1-1 100.0	0-0 0.0	0-0 0.0	0-0 0.0	
Nov 16, 2019	ALABAMA	L 7-38	1-4 25.0	0-0 0.0	0-0 0.0	0-1 0.0	1-3 33.3	
Nov 23, 2019	ABILENE CHRISTIAN	W 45-7	0-1 0.0	0-0 0.0	0-1 0.0	0-0 0.0	0-0 0.0	
Mississippi State			6-15 40.0	2-4 50.0	1-2 50.0	0-1 0.0	3-8 37.5	0-0 0.0
Opponents			7-14 50.0	0-2 0.0	1-2 50.0	3-4 75.0	3-6 50.0	0-0 0.0

Time of Possession

Date	Opponent	Score	Overall	1st Qtr	2nd Qtr	3rd Qtr	4th Qtr	Overtime
Aug 31, 2019	at Louisiana	W 38-28	30:37	10:04	7:58	7:59	4:36	
Sep 07, 2019	SOUTHERN MISS	W 38-15	33:46	6:59	5:22	10:47	10:38	
Sep 14, 2019	KANSAS STATE	L 24-31	33:05	5:56	9:25	11:24	6:20	
Sep 21, 2019	KENTUCKY	W 28-13	33:06	5:52	9:44	10:42	6:48	
Sep 28, 2019	at Auburn	L 23-56	32:35	10:25	7:40	7:25	7:05	
Oct 12, 2019	at Tennessee	L 10-20	26:58	7:27	8:28	5:07	5:56	
Oct 19, 2019	LSU	L 13-36	34:21	9:41	8:03	7:47	8:50	
Oct 26, 2019	at Texas A&M	L 30-49	28:12	5:53	8:33	6:49	6:57	
Nov 02, 2019	at Arkansas	W 54-24	40:09	12:09	8:23	7:12	12:25	
Nov 16, 2019	ALABAMA	L 7-38	32:03	6:49	7:33	7:12	10:29	
Nov 23, 2019	ABILENE CHRISTIAN	W 45-7	26:54	7:21	6:40	4:47	8:06	
Mississippi State			Total 351:46	88:36	87:49	87:11	88:10	0:00
			Avg. 31:58	8:03	7:59	7:55	8:00	0:00
Opponents			Total 308:07	76:24	77:11	77:49	76:43	0:00
			Avg. 28:00	6:56	7:01	7:04	6:58	0:00



FLETCHER ADAMS

Defensive End

Senior • 6-2 • 265

Brandon, Miss. (Brandon)

Major: Interdisciplinary Studies

43

- Veteran defensive end who is in his fifth year with the program
- Saw his first career action in 2016 after redshirting in 2015
- Played in 45 career games with eight starts
- Recorded 75 career tackles, including 8.0 TFLs
- Against **Kentucky (9/21)**, recorded a sack for the second time in his career and the first since Kansas State last season and also forced a fumble for the second time as a Bulldog
- Collected a TFL at **#7 Auburn (9/28)**, marking his second straight game with a TFL
- Highest output in SEC game came vs. **#2 LSU (10/19)** as he tallied three tackles and one quarterback hurry ... Led all MSU defensive linemen in tackles vs. the Tigers
- Tallied two tackles and one quarterback hurry at **Texas A&M (10/26)** before exiting in the second half due to a season-ending lower body injury
- Underwent surgery for a season-ending lower body injury on Oct. 28

ADAMS' CAREER DEFENSIVE STATS

YEAR	G/S	UA	A	TT	TFL-YDS	SACKS-YDS	INT	PBU	FF	FR
2016	11/0	4	12	16	0.5-2	0.0-0	0	0	0	0
2017	13/6	9	17	26	3.5-15	0.5-2	0	1	1	0
2018	13/2	7	13	20	2.0-10	1.0-8	0	0	0	0
2019	8/0	7	6	13	2.0-8	1.0-4	0	0	1	0
TOTAL	45/8	27	48	75	8.0-35	2.5-14	0	1	2	0

ADAMS' 2019 GAME-BY-GAME DEFENSIVE STATS

OPPONENT	G/S	UA	A	TT	TFL-YDS	SACKS-YDS	INT	PBU	FF	FR
at Louisiana	1/0	0	0	0	0.0-0	0.0-0	0	0	0	0
Southern Miss	1/0	2	2	4	0.0-0	0.0-0	0	0	0	0
Kansas State	1/0	0	0	0	0.0-0	0.0-0	0	0	0	0
Kentucky	1/0	1	1	2	1.0-4	1.0-4	0	0	1	0
at Auburn	1/0	1	0	1	1.0-4	0.0-0	0	0	0	0
at Tennessee	1/0	1	0	1	0.0-0	0.0-0	0	0	0	0
LSU	1/0	1	2	3	0.0-0	0.0-0	0	0	0	0
at Texas A&M	1/0	1	1	2	0.0-0	0.0-0	0	0	0	0
at Arkansas					---DNP---					
Alabama					---DNP---					
Abilene Christian					---DNP---					
Ole Miss										
TOTAL	8/0	7	6	13	2.0-8	1-4	0	0	1	0



LEE AUTRY

Defensive Tackle

Senior • 6-2 • 305

Albemarle, N.C. (Itawamba [MS] CC)

Major: Interdisciplinary Studies

90

- Standout defensive tackle, who has seen action in three games this year
- Owns four career starts
- Missed eight games this season due to violation of team rules
- Made start at **Tennessee (10/12)** and picked up 0.5 sacks and one tackle for loss

AUTRY'S CAREER DEFENSIVE STATS

YEAR	G/S	UA	A	TT	TFL-YDS	SACKS-YDS	INT	PBU	FF	FR
2018	13/1	2	9	11	0.0-0	0.0-0	0	0	0	0
2019	3/3	2	4	6	2.5-8	0.5-3	0	0	0	0
TOTAL	16/4	4	13	17	2.5-8	0.5-3	0	0	0	0

AUTRY'S 2019 GAME-BY-GAME DEFENSIVE STATS

OPPONENT	G/S	UA	A	TT	TFL-YDS	SACKS-YDS	INT	PBU	FF	FR
at Louisiana					---DNP---					
Southern Miss	1/1	0	2	2	0.5-3	0.0-0	0	0	0	0
Kansas State					---DNP---					
Kentucky	1/1	1	0	1	1.0-1	0.0-0	0	0	0	0
at Auburn					---DNP---					
at Tennessee	1/1	1	2	3	1.0-4	0.5-3	0	0	0	0
LSU					---DNP---					
at Texas A&M					---DNP---					
at Arkansas					---DNP---					
Alabama					---DNP---					
Abilene Christian					---DNP---					
Ole Miss										
TOTAL	3/3	2	4	6	2.5-8	0.5-3	0	0	0	0



LOGAN BURNETT

Quarterback

Junior • 6-2 • 200

Pelham, Ala. (Bessemer Academy)

Major: Management

17

- A walk-on quarterback who provides depth at signal caller and the scout team
- Has seen playing time in six career contests and two this season
- Completed two career passes for 33 yards and has rushed once for three yards
- Made 2019 season debut in the second half **vs. Southern Miss (9/7)**, replacing true freshman Garrett Shrader for a snap after Shrader's helmet came off during the drive
- Saw his second action of the season in fourth quarter **at Arkansas (11/2)**, completing an 8-yard pass to Malik Dear in the final minute

BURNETT'S CAREER PASSING/RUSHING STATS

YEAR	G/S	CMP	ATT	INT	PCT	YDS	TD	LG	RUSH	YDS	TD	LG
2017	2/0	0	0	0	.000	0	0	0	0	0	0	0
2018	2/0	1	1	0	1.000	25	0	25	1	3	0	3
2019	2/0	1	1	0	1.000	8	0	8	0	0	0	0
TOTAL	6/0	2	2	0	1.000	33	0	25	1	3	0	3

BURNETT'S 2019 GAME-BY-GAME PASSING/RUSHING STATS

OPPONENT	G/S	CMP	ATT	INT	PCT	YDS	TD	LG	RUSH	YDS	TD	LG
at Louisiana					---DNP---							
Southern Miss	1/0	0	0	0	.000	0	0	0	0	0	0	0
Kansas State					---DNP---							
Kentucky					---DNP---							
at Auburn					---DNP---							
at Tennessee					---DNP---							
LSU					---DNP---							
at Texas A&M					---DNP---							
at Arkansas	1/0	1	1	0	1.000	8	0	8	0	0	0	0
Alabama					---DNP---							
Abilene Christian					---DNP---							
Ole Miss												
TOTAL	2/0	1	1	0	1.000	8	0	8	0	0	0	0



JACE CHRISTMANN

Kicker

Junior • 6-0 • 200

Houston, Texas (Memorial)

Major: Petroleum Engineering

47


- Walk-on kicker who has solidified himself as one of the best at his position in the SEC
- Earned 2017 Freshman All-America and All-SEC honors with his accuracy
- For his career, is 32-of-40 on field goals and 115-of-116 on PATs
- Career-long field goal made is 51 yards
- His career field goal percentage of .800 is tied with Brent Smith (2002-03, .800) for first in MSU career history
- Tied for fifth in program history with 32 career field goals made, two shy of tying for fourth
- Owns the school record in career PATs made (115) and attempted (116)
- Converted a 47-yard FG early in the fourth quarter **vs. Kansas State (9/14)**
- His streak of consecutive made PATs came to a close **at #7 Auburn (9/28)** with 95 consecutive PATs made, an MSU career record
- Converted a career-long 51-yard FG attempt in the second quarter **at Tennessee (10/12)**, the first 50+ yard FG made by an MSU player since 2002
- In return to home state of Texas, drilled a 33-yard field goal in the second quarter **at Texas A&M (10/26)** and became just the second player in MSU history to convert over 100 PATs in a career with three on the day
- Shattered the MSU career record for PATs and became just the sixth player in school history with over 30 field goals made with his performance **at Arkansas (11/3)**
- Culminated a 7:23 drive in the fourth quarter against the Razorbacks with a 46-yarder and had a 26-yarder along with a perfect 6-of-6 on PATs
- Drilled a 40-yard field goal to cap a 4:09 drive in the fourth quarter **vs. Abilene Christian (11/23)** and was 6-of-6 on extra points for the second time this season
- Heads into the Ole Miss game having converted his last four field goal attempts

CHRISTMANN'S CAREER KICKING STATS

YEAR	G	ALL	1-19	20-29	30-39	40-49	50+	LG	BLK	PAT
2017	13	12-14	0-0	6-6	3-3	3-5	0-0	45	0	42-42
2018	13	12-16	2-2	2-2	4-5	4-7	0-0	47	0	41-41
2019	10	8-10	0-0	2-2	2-3	3-4	1-1	51	0	32-33
TOTAL	35	32-40	2-2	10-10	9-11	10-16	1-1	51	0	115-116

CHRISTMANN'S 2019 GAME-BY-GAME KICKING STATS

OPPONENT	MADE	MISSED	PAT
at Louisiana		---DNP---	
Southern Miss	30	43	5-5
Kansas State	47	---	3-3
Kentucky	---	---	4-4
at Auburn	27	---	2-3
at Tennessee	51	36	1-1
LSU	---	---	1-1
at Texas A&M	33	---	3-3
at Arkansas	26, 46	---	6-6
Alabama	---	---	1-1
Abilene Christian	40	---	6-6
Ole Miss			
TOTAL	8-10	2	32-33



BRIAN COLE II

Safety

Senior • 6-2 • 210

Saginaw, Mich. (East Mississippi CC)

Major: Communications



32

- 2020 Senior Bowl Invite
- Athletic starting safety in his third season with the program
- Also sees action as a returner on special teams
- Voted a 2019 team captain by his teammates
- An SEC graduate, who earned his degree in interdisciplinary studies in May
- Saw his first career action in 2018 after redshirting in 2017
- Missed the majority of the 2018 season due to upper-body injury
- Played in 16 career contests with 15 starts
- Recorded 73 career tackles, including 10.5 TFLs and three sacks
- Second among SEC DBs with seven tackles for loss and ranks tied for 20th overall in league in TFLs in 2019 (7.0)
- Recovered a fumble at MSU's 48-yard line **vs. Louisiana (8/31)** for the first FR of his career
- Recorded a sack for a 7-yard loss in the second quarter **vs. Southern Miss (9/7)**
- It was his second career sack and first since Sept. 8, 2018 at Kansas State
- Led MSU's defense in the first half against Southern Miss with six tackles, closing the game tied for the team lead with seven total
- Finished the game against USM with seven tackles and a career-best TFLs (2.5) and sacks (1)
- Recorded a TFL for the third straight game with 2.0, including one sack for the second straight week, **vs. Kansas State (9/14)**
- Also forced the first fumble of his career with his strip sack against Kansas State
- Recorded the second interception of his career, picking off a pass in the end zone during the second quarter **at Tennessee (10/12)**
- It was his first interception since last season at Kentucky on Sept. 22, 2018
- Tied a then-career high with seven tackles **vs. #2 LSU (10/19)**, including 0.5 for loss and five solo
- Followed LSU performance up with a career-best and game-high nine tackles **at Texas A&M (10/26)** along with one QB hurry ... Six of his tackles were of the solo variety
- Was tied for second on the team with seven tackles **vs. Abilene Christian (11/23)** and recorded 0.5 TFLs

COLE'S CAREER DEFENSIVE STATS

YEAR	G/S	UA	A	TT	TFL-YDS	SACKS-YDS	INT	PBU	FF	FR
2018	5/4	5	6	11	3.0-7	1.0-1	1	0	0	0
2019	11/11	36	26	62	7.5-28	2.0-17	1	2	1	1
TOTAL	16/15	41	32	73	10.5-35	3.0-18	2	2	1	1

COLE'S 2019 GAME-BY-GAME DEFENSIVE STATS

OPPONENT	G/S	UA	A	TT	TFL-YDS	SACKS-YDS	INT	PBU	FF	FR
at Louisiana	1/1	3	0	3	1.0-3	0.0-0	0	0	0	1
Southern Miss	1/1	5	2	7	2.5-10	1.0-7	0	0	0	0
Kansas State	1/1	4	2	6	2.0-12	1.0-10	0	0	1	0
Kentucky	1/1	2	3	5	0.0-0	0.0-0	0	1	0	0
at Auburn	1/1	4	0	4	0.0-0	0.0-0	0	0	0	0
at Tennessee	1/1	3	2	5	1.0-2	0.0-0	1	0	0	0
LSU	1/1	5	2	7	0.5-0	0.0-0	0	0	0	0
at Texas A&M	1/1	6	3	9	0.0-0	0.0-0	0	0	0	0
at Arkansas	1/1	2	1	3	0.0-0	0.0-0	0	1	0	0
Alabama	1/1	1	5	6	0.0-0	0.0-0	0	0	0	0
Abilene Christian	1/1	1	6	7	0.5-1	0.0-0	0	0	0	0
Ole Miss										
TOTAL	11/11	36	26	62	7.5-28	2.0-17	1	2	1	1



JADEN CRUMEDY

Defensive Tackle

Redshirt Freshman • 6-5 • 300

Hattiesburg, Miss. (Oak Grove)

Major: Undeclared

84


- Talented defensive tackle who is in his second year with the program
- Saw action in two contests as a true freshman before redshirting
- Played in 13 career games with seven starts
- Recorded 16 career tackles, including 1.0 for loss
- Made his first start at defensive tackle **vs. Louisiana (8/31)** and collected three solo stops
- Notched three tackles **at #7 Auburn (9/28)**, including the first tackle for loss of his career
- Made start against **#4 Alabama (11/16)** and performed well, collecting a career-best four tackles

CRUMEDY'S CAREER DEFENSIVE STATS

YEAR	G/S	UA	A	TT	TFL-YDS	SACKS-YDS	INT	PBU	FF	FR
2018	2/0	0	0	0	0.0-0	0.0-0	0	0	0	0
2019	11/7	7	9	16	1.0-1	0.0-0	0	0	0	0
TOTAL	13/7	7	9	16	1.0-1	0.0-0	0	0	0	0

CRUMEDY'S 2019 GAME-BY-GAME DEFENSIVE STATS

OPPONENT	G/S	UA	A	TT	TFL-YDS	SACKS-YDS	INT	PBU	FF	FR
at Louisiana	1/1	3	0	3	0.0-0	0.0-0	0	0	0	0
Southern Miss	1/0	0	1	1	0.0-0	0.0-0	0	0	0	0
Kansas State	1/1	0	2	2	0.0-0	0.0-0	0	0	0	0
Kentucky	1/0	0	0	0	0.0-0	0.0-0	0	0	0	0
at Auburn	1/1	3	0	3	1.0-1	0.0-0	0	0	0	0
at Tennessee	1/0	0	1	1	0.0-0	0.0-0	0	0	0	0
LSU	1/1	0	1	1	0.0-0	0.0-0	0	0	0	0
at Texas A&M	1/1	0	1	1	0.0-0	0.0-0	0	0	0	0
at Arkansas	1/1	0	0	0	0.0-0	0.0-0	0	0	0	0
Alabama	1/1	1	3	4	0.0-0	0.0-0	0	0	0	0
Abilene Christian	1/0	0	0	0	0.0-0	0.0-0	0	0	0	0
Ole Miss										
TOTAL	11/7	7	9	16	1.0-1	0-0	0	0	0	0



CAMERON DANTZLER

Cornerback

Junior • 6-2 • 185

Hammond, La. (St. Thomas Aquinas)

Major: Human Development/Family Sciences

3

- All-star candidate, who is in his second season as a starter
- Saw his first career action in 2017 after redshirting in 2016
- Played in 34 career games with 21 starts
- Recorded 99 career tackles, including 5.0 TFLs
- Produced five career interceptions and 19 pass breakups
- Leads MSU in passes defended this season with nine (2 INT; 7 PBU)
- According to PFF, is fifth in overall grade (85.0) among SEC CBs in 2019
- Recorded an interception on **Louisiana's (8/31)** first offensive play of the game
- Matched career high with seven tackles against the Ragin' Cajuns and added the first fumble recovery of his career
- Did not see action **vs. Kansas State (9/14)** due to a lower-body injury
- Matched career high with three PBUs **vs. Kentucky (9/21)** and added five total tackles
- Collected his second interception of the season, picking off a pass in the corner of the end zone on **Tennessee's (10/12)** first possession of the game to eliminate a drive
- Tied a career high with seven tackles, including his first sack of the season early in the third quarter against **#2 LSU (10/19)**
- Also forced his first career fumble on that sack, when he took down Joe Burrow
- Missed the **Texas A&M (10/26)** game due to an upper body injury
- Returned to action **at Arkansas (11/2)** and made an impact, collecting five tackles, 0.5 for loss and registering a pass breakup in the first quarter

DANTZLER'S CAREER DEFENSIVE STATS

YEAR	G/S	UA	A	TT	TFL-YDS	SACKS-YDS	INT	PBU	FF	FR
2017	13/0	15	10	25	2.0-9	0-0	1	3	0	0
2018	13/13	32	11	43	2.0-12	1-9	2	9	0	0
2019	8/8	22	9	31	1.0-5	0.5-4	2	7	1	1
TOTAL	34/21	69	30	99	5.0-26	1.5-13	5	19	1	1

DANTZLER'S 2019 GAME-BY-GAME DEFENSIVE STATS

OPPONENT	G/S	UA	A	TT	TFL-YDS	SACKS-YDS	INT	PBU	FF	FR
at Louisiana	1/1	7	0	7	0.0-0	0.0-0	1	0	0	1
Southern Miss	1/1	1	0	1	0.0-0	0.0-0	0	1	0	0
Kansas State					---DNP---					
Kentucky	1/1	4	1	5	0.0-0	0.0-0	0	3	0	0
at Auburn	1/1	1	0	1	0.0-0	0.0-0	0	0	0	0
at Tennessee	1/1	1	1	2	0.0-0	0.0-0	1	0	0	0
LSU	1/1	3	4	7	0.5-4	0.5-4	0	2	1	0
at Texas A&M					---DNP---					
at Arkansas	1/1	3	2	5	0.5-1	0.0-0	0	1	0	0
Alabama	1/1	2	1	3	0.0-0	0.0-0	0	0	0	0
Abilene Christian					---DNP---					
Ole Miss										
TOTAL	8/8	22	9	31	1.0-5	0.5-4	2	7	1	1



TUCKER DAY

Punter

Sophomore • 6-0 • 210

Brentwood, Tenn. (Brentwood)

Major: Marketing

37

- Versatile specialist that serves as the primary punter and is also in the mix for kickoff duties
- Recorded 88 career punts for 3,592 yards and a 40.8 average, which is the 10th-best mark in school history
- Longest punt of his career is 70 yards, which he has achieved twice
- Averaging 42.5 yards per punt in 2019, which is ninth in the SEC
- Averages 58.3 yards per kickoff for his career, including 57.4 in 2019 on 14 attempts
- Downed both of his fourth-quarter punts **vs. Louisiana (8/31)** at the 1-yard-line
- First two punts **vs. Southern Miss (9/7)** were both downed inside the 10-yard line
- Boomed a 55-yard punt during the fourth quarter **vs. Kansas State (9/14)**
- Punted three times for 147 yards, including a 50-yarder, to average 49.0 yards per punt **vs. Kentucky (9/21)**
- Averaged 42.6 yards on five punts against **#2 LSU (10/19)**, including a booming 70-yarder in the third quarter that tied his career high
- Averaged 44.7 yards on three punts **at Texas A&M (10/26)**, including his seventh 50-yarder of the year ... Also kicked off three times, averaging 60.3 ypk against the Aggies
- Down two of his three punts inside the 20 **vs. Abilene Christian (11/23)** and kicked off twice
- Has booted a 50-plus yarder in seven out of 11 games this season

DAY'S CAREER PUNTING STATS

YEAR	G	NO	YDS	LG	AVG	I20	50+
2017	2	0	0	0	0.0	0	0
2018	13	47	1851	70	39.4	13	4
2019	11	41	1741	70	42.5	10	8
TOTAL	26	88	3592	70	40.8	23	12

DAY'S 2019 GAME-BY-GAME PUNTING STATS

OPPONENT	NO	YDS	LG	AVG	I20
Louisiana	2	80	42	40.0	2
Southern Miss	4	199	59	49.8	3
Kansas State	6	242	55	40.3	0
Kentucky	3	147	50	49.0	0
at Auburn	4	168	45	42.0	1
at Tennessee	4	173	56	43.2	0
LSU	5	214	70	42.8	1
at Texas A&M	3	134	50	44.7	0
at Arkansas	2	86	50	43.0	0
Alabama	5	197	48	39.4	1
Abilene Christian	3	101	45	33.7	2
Ole Miss					
TOTAL	41	1741	70	42.5	10



MALIK DEAR

Wide Receiver

Senior • 5-9 • 220

Jackson, Miss. (Murrah)

Major: Workforce Education Leadership



9

- Veteran wide receiver in his fourth season with the program
- Also sees action as a returner on special teams and as a backup running back
- An SEC graduate, who earned his degree in kinesiology last December
- Saw his first career action in 2015 and redshirted the 2017 season due to an ACL injury
- Played in 45 games with nine starts and accounted for six touchdowns
- Returned a punt 40 yards to **Louisiana's (8/31)** 12-yard line at the 13:14 mark in the fourth quarter to set up an MSU score the following play
- The 40-yard punt return was the longest return of his career
- Caught his first passes of the season **vs. Kentucky (9/21)** for 28 total yards and also lined up at running back for one rushing attempt against the Wildcats
- Hauled in his third catch of the season, an 8-yarder in the fourth quarter **at Arkansas (11/2)**

DEAR'S CAREER RECEIVING STATS

YEAR	G/S	REC	YDS	AVG	TD	LP/OPPONENT
2015	11/0	22	217	9.9	2	27/LA TECH
2016	12/9	23	264	11.5	2	33/SAMFORD
2018	11/0	1	12	12.0	0	12/LOUISIANA
2019	11/0	3	36	12.0	0	20/KENTUCKY
TOTAL	45/9	49	529	10.8	4	33/SAMFORD

DEAR'S CAREER PUNT RETURN STATS

YEAR	G/S	PR	YDS	AVG	LG	TD
2015	11/0	1	7	7.0	7	0
2016	12/9	0	0	0.0	0	0
2018	11/0	3	9	3.0	9	0
2019	11/0	7	52	7.4	40	0
TOTAL	45/9	11	68	6.2	40	0

DEAR'S 2019 GAME-BY-GAME RECEIVING STATS

OPPONENT	G/S	REC	YDS	AVG	TD	LG
Louisiana	1/0	0	0	0.0	0	0
Southern Miss	1/0	0	0	0.0	0	0
Kansas State	1/0	0	0	0.0	0	0
Kentucky	1/0	2	28	14.0	0	20
at Auburn	1/0	0	0	0.0	0	0
at Tennessee	1/0	0	0	0.0	0	0
LSU	1/0	0	0	0.0	0	0
at Texas A&M	1/0	0	0	0.0	0	0
at Arkansas	1/0	1	8	8.0	0	8
Alabama	1/0	0	0	0.0	0	0
Abilene Christian	1/0	0	0	0.0	0	0
Ole Miss						
TOTAL	11/0	3	36	12.0	0	20



MARTIN EMERSON JR.

Cornerback

Freshman • 6-2 • 195

Pensacola, Fla. (Pine Forest)

Major: Undeclared

1

- A physical playmaker with quality size and speed
- Appeared in 11 games with three starts as a true freshman for the Bulldogs
- Made collegiate debut **vs. Louisiana (8/31)** and collected one tackle
- Notched his first career INT in the fourth quarter **vs. Southern Miss (9/7)**, returning the pick 45 yards to set up an MSU touchdown
- First Bulldog true freshman to record an interception since 2012 Jim Thorpe Award winner Johnthan Banks did so in 2009
- Turned in solid performance **at #7 Auburn (9/8)**, totaling a career-high six tackles and his first tackle for loss as a Bulldog
- Made his first career start in place of an injured Maurice Smithman **vs. #2 LSU (10/19)** and notched five tackles
- In his first career SEC road start **at Texas A&M (10/26)**, collected two tackles
- Logged three tackles, a pass breakup and his first career forced fumble, knocking the ball out in the fourth quarter **at Arkansas (11/2)** ... fumble was recovered by Willie Gay Jr.
- Recorded half a TFL in start **vs. Abilene Christian (11/23)** with five total tackles

EMERSON'S CAREER DEFENSIVE STATS

YEAR	G/S	UA	A	TT	TFL-YDS	SACKS-YDS	INT	PBU	FF	FR
2019	11/3	15	13	28	1.5-1	0.0-0	1-45	1	1	0
TOTAL	11/3	15	13	28	1.5-1	0.0-0	1-45	1	1	0

EMERSON'S 2019 GAME-BY-GAME DEFENSIVE STATS

OPPONENT	G/S	UA	A	TT	TFL-YDS	SACKS-YDS	INT	PBU	FF	FR
at Louisiana	1/0	1	0	1	0.0-0	0.0-0	0	0	0	0
Southern Miss	1/0	0	0	0	0.0-0	0.0-0	1	0	0	0
Kansas State	1/0	1	1	2	0.0-0	0.0-0	0	0	0	0
Kentucky	1/0	1	1	2	0.0-0	0.0-0	0	0	0	0
at Auburn	1/0	4	2	6	1.0-1	0.0-0	0	0	0	0
at Tennessee	1/0	0	1	1	0.0-0	0.0-0	0	0	0	0
LSU	1/1	1	4	5	0.0-0	0.0-0	0	0	0	0
at Texas A&M	1/1	1	1	2	0.0-0	0.0-0	0	0	0	0
at Arkansas	1/0	3	0	3	0.0-0	0.0-0	0	1	1	0
Alabama	1/0	1	0	1	0.0-0	0.0-0	0	0	0	0
Abilene Christian	1/1	2	3	5	0.5-0	0.0-0	0	0	0	0
Ole Miss										
TOTAL	11/3	15	13	28	1.5-1	0.0-0	1-45	1	1	0



CAMERON GARDNER

Wide Receiver

Redshirt Freshman • 6-4 • 220

Starkville, Miss. (Starkville)

Major: Undeclared

18

- Sure-handed receiver in his second season with the program
- Played in 14 career games with one start
- Made the first start of his collegiate career **vs. Louisiana (8/31)**
- Recorded a 7-yard reception, the first of his career, **vs. Southern Miss (9/7)**

GARDNER'S CAREER RECEIVING STATS

YEAR	G/S	REC	YDS	AVG	TD	LP/OPPONENT
2018	3/0	0	0	0.0	0	N/A
2019	11/1	1	7	7.0	0	7/USM
TOTAL	14/1	1	7	7.0	0	7/USM

GARDNER'S 2019 GAME-BY-GAME RECEIVING STATS

OPPONENT	G/S	REC	YDS	AVG	TD	LG
at Louisiana	1/1	0	0	0.0	0	0
Southern Miss	1/0	1	7	7.0	0	7
Kansas State	1/0	0	0	0.0	0	0
Kentucky	1/0	0	0	0.0	0	0
at Auburn	1/0	0	0	0.0	0	0
at Tennessee	1/0	0	0	0.0	0	0
LSU	1/0	0	0	0.0	0	0
at Texas A&M	1/0	0	0	0.0	0	0
at Arkansas	1/0	0	0	0.0	0	0
Alabama	1/0	0	0	0.0	0	0
Abilene Christian	1/0	0	0	0.0	0	0
Ole Miss						
TOTAL	11/1	1	7	7.0	0	7



WILLIE GAY JR.

Linebacker

Junior • 6-2 • 240

Starkville, Miss. (Starkville)

Major: Psychology

6

- Strong, physically imposing linebacker who is coming off a breakout sophomore campaign
- Teams with Erroll Thompson to form one of the elite linebacker tandems in the country
- Started six games at WILL linebacker for the nation's No. 1 defense in 2018
- Leads all SEC defensive players with a 91.7 coverage grade according to PFF and is one of just four players rated above 90.0 in that category
- Played in 29 career games with six starts
- Missed eight games this season due to violation of team rules
- Returned an interception 52 yards for a touchdown in his season debut **vs. Kentucky (9/21)** ... It was also his first play of the season
- TD was MSU's first pickoff returned for a score and first defensive TD since 2017 against UMass (J.T. Gray, 58 yards)
- Recovered a fumble and recorded five tackles, including 0.5 TFLs, **at Arkansas (11/2)**

GAY JR.'S CAREER DEFENSIVE STATS

YEAR	G/S	UA	A	TT	TFL-YDS	SACKS-YDS	INT	PBU	FF	FR
2017	13/0	8	15	23	2.0-7	1.0-4	0	2	1	0
2018	13/6	20	28	48	5.5-47	5.0-46	2-49	1	0	1
2019	3/0	4	8	12	1.5-3	0.0-0	1-52	0	0	1
TOTAL	29/6	32	51	83	9.0-57	6.0-50	3-101	3	1	2

GAY JR.'S 2019 GAME-BY-GAME DEFENSIVE STATS

OPPONENT	G/S	UA	A	TT	TFL-YDS	SACKS-YDS	INT	PBU	FF	FR
at Louisiana					---	DNP---				
Southern Miss					---	DNP---				
Kansas State					---	DNP---				
Kentucky	1/0	1	1	2	1.0-2	0.0-0	1-52	0	0	0
at Auburn					---	DNP---				
at Tennessee	1/0	1	4	5	0.0-0	0.0-0	0	0	0	0
LSU					---	DNP---				
at Texas A&M					---	DNP---				
at Arkansas	1/0	2	3	5	0.5-1	0.0-0	0	0	0	1
Alabama					---	DNP---				
Abilene Christian					---	DNP---				
Ole Miss										
TOTAL	3/0	4	8	12	1.5-3	0.0-0	1-52	0	0	1



NICK GIBSON

Running Back
Senior • 5-11 • 215
Birmingham, Ala. (Pinson Valley)
Major: Kinesiology

21


- Senior running back who serves as the primary backup to Kylin Hill
- Saw his first career action in 2016 after redshirting in 2015
- Appeared in 34 contests with one career start
- Scored third career rushing TD on an 8-yard run in the second quarter **vs. Louisiana (8/31)**
- It was his first score on the ground since Nov. 17, 2018 vs. Arkansas
- Added his second rushing touchdown of the season and his fourth of his career going untouched on a 13-yard rush during the second quarter **vs. Southern Miss (9/7)**
- Did not see action **vs. Kansas State (9/14)** and **vs. Kentucky (9/21)** due to a lower-body injury
- Hauled in a career-long 24 yard catch in the second quarter **vs. #2 LSU (10/19)**
- Exploded for a career-best 129 yards on 12 carries and one touchdown **at Arkansas (11/2)**
- It was the first 100-yard game of his career as he averaged 10.8 yards per carry, including a career-long 47-yard touchdown with 8:22 left in the fourth quarter against the Hogs
- Saw significant action in second half **vs. #4 Alabama (11/16)**, recording 60 all-purpose yards
- Scored the Bulldogs' opening touchdown with a four-yard carry **vs. Abilene Christian (11/23)**

GIBSON'S CAREER RUSHING/RECEIVING STATS

YEAR	G/S	RUSH	YDS	AVG	TD	LG	REC	YDS	AVG	TD	LG
2016	3/0	9	57	6.3	0	14	0	0	0.0	0	0
2017	13/1	45	239	5.3	1	39	3	25	8.3	0	12
2018	9/0	27	205	7.6	1	62	5	36	7.2	0	12
2019	9/0	44	322	7.3	4	47	3	28	9.3	0	24
Total	34/1	125	823	6.6	6	62	11	89	8.1	0	24

GIBSON'S 2019 GAME-BY-GAME RUSHING/RECEIVING STATS

OPPONENT	G/S	RUSH	YDS	AVG	TD	LG	REC	YDS	AVG	TD	LG
at Louisiana	1/0	2	27	13.5	1	19	0	0	0.0	0	0
Southern Miss	1/0	5	31	6.2	1	13	0	0	0.0	0	0
Kansas State							---	---			
Kentucky							---	---			
at Auburn	1/0	1	-1	-1.0	0	0	0	0	0.0	0	0
at Tennessee	1/0	2	5	2.5	0	4	0	0	0.0	0	0
LSU	1/0	2	-3	-1.5	0	1	1	24	24.0	0	24
at Texas A&M	1/0	3	25	8.3	0	0	0	0	0.0	0	0
at Arkansas	1/0	12	129	10.8	1	47	0	0	0.0	0	0
Alabama	1/0	9	56	6.2	0	20	2	4	2.0	0	5
Abilene Christian	1/0	8	53	6.6	1	13	0	0	0.0	0	0
Ole Miss											
TOTAL	9/0	44	322	7.3	4	47	3	28	9.3	0	24



FARROD GREEN

Tight End
Senior • 6-4 • 240
Wesson, Miss. (Wesson Attendance Center)
Major: Human Development/Family Sciences

82

- Hard-nosed and experienced tight end who is in his fifth season
- Saw his first career action in 2016 after redshirting in 2015
- Punishing blocker and because of his physical ability, has also seen action on special teams
- Played in 49 career games with 32 starts
- Collected 48 career receptions for 587 yards and two touchdowns, including one this season
- Recorded three receptions for 36 yards **vs. Kentucky (9/21)** for his first multi-reception game of his senior season
- Hauled in a 47-yard completion from Garrett Shrader late in the second quarter **at #7 Auburn (9/28)**, the Bulldogs' longest passing play from scrimmage this season
- Equaled a career high in catches (3) and set a career high in receiving yards (69) at Auburn
- Eclipsed the 500-yard receiving mark for his career with an 11-yard catch **vs. #2 LSU (10/19)** in the second quarter
- Made two grabs for 23 yards **at Texas A&M (10/26)**, including a 19-yarder that set up a field goal
- Caught his first touchdown since his redshirt freshman year on a 3-yard pass from Tommy Stevens with 10:33 left in the third quarter **at Arkansas (11/2)**
- Caught a 30-yard pass from Tommy Stevens in the third quarter **vs. #4 Alabama (11/16)**
- Extended his streak of catches with three **vs. Abilene Christian (11/23)**, which also marked his fourth game this season with multiple receptions
- Enters the Ole Miss game with a catch in nine straight contests

GREEN'S CAREER RECEIVING STATS

YEAR	G/S	REC	YDS	AVG	TD	LP/OPPONENT
2016	12/8	11	121	11.0	1	18/ALABAMA
2017	13/13	9	174	19.3	0	62/CSU
2018	13/0	11	81	7.4	0	13/AUBURN
2019	11/11	17	211	12.4	1	47/AUBURN
TOTAL	49/32	48	587	12.2	2	62/CSU

GREEN'S 2019 GAME-BY-GAME RECEIVING STATS

OPPONENT	G/S	REC	YDS	AVG	TD	LG
at Louisiana	1/1	1	3	3.0	0	3
Southern Miss	1/1	0	0	0.0	0	0
Kansas State	1/1	1	13	13.0	0	13
Kentucky	1/1	3	20	6.7	0	13
at Auburn	1/1	3	69	23.0	0	47
at Tennessee	1/1	1	9	9.0	0	9
LSU	1/1	1	11	11.0	0	11
at Texas A&M	1/1	2	23	11.5	0	19
at Arkansas	1/1	1	3	3.0	1	3
Alabama	1/1	1	30	30.0	0	30
Abilene Christian	1/1	3	30	10.0	0	13
Ole Miss						
TOTAL	11/11	17	211	12.4	1	47



STEPHEN GUIDRY

Wide Receiver
Senior • 6-4 • 200
New Roads, La. (Hinds [MS] CC)
Major: Interdisciplinary studies

1

- A big-play threat who can stretch the field
- The team leader in receiving yards (440) during his first year with the program in 2018
- Played in 22 career games with 11 starts
- Totaled 736 career receiving yards and seven touchdowns
- 19 of his 22 receptions this season have gone for a first down or touchdown
- Hauled in an 11-yard TD reception in the second quarter **vs. Southern Miss (9/7)**, becoming the third different MSU receiver with a receiving TD this season
- Did not see action **vs. Kentucky (9/21)** due to injury
- Hauled in his second touchdown of the season with a 9-yard catch from Garrett Shrader in the first quarter **at #7 Auburn (2/28)**
- Caught two passes for 36 total yards, including a 19-yard reception **at Tennessee (10/12)**
- Breakout game **vs. #2 LSU (10/19)**, catching a career-high six passes for a team-leading 98 yards and one touchdown ... The 98 receiving yards were a single-game high for an MSU player this season ... TD was on a 24-yard strike that accounted for the Bulldogs' final score
- Provided arguably the best catch of his career, going up in the endzone for a 32-yard TD reception - his longest of the season - in the second quarter **at Texas A&M (10/26)** ... Finished the game with two receptions for 59 yards

GUIDRY'S CAREER RECEIVING STATS

YEAR	G/S	REC	YDS	AVG	TD	LP/OPPONENT
2018	13/5	19	440	23.2	3	84/TEXAS A&M
2019	10/7	23	304	13.2	4	32/TEXAS A&M
TOTAL	23/12	39	744	17.7	7	84/TEXAS A&M

GUIDRY'S 2019 GAME-BY-GAME RECEIVING STATS

OPPONENT	G/S	REC	YDS	AVG	TD	LG
Louisiana	1/0	4	36	9.0	0	19
Southern Miss	1/1	3	32	10.7	1	11
Kansas State	1/1	0	0	0.0	0	0
Kentucky	---DNP---					
at Auburn	1/1	1	9	9.0	1	9
at Tennessee	1/0	2	36	18.0	0	19
LSU	1/1	6	98	16.3	1	24
at Texas A&M	1/1	2	59	29.5	1	32
at Arkansas	1/1	1	8	8.0	0	8
Alabama	1/0	3	18	6.0	0	10
Abilene Christian	1/1	1	8	8.0	0	8
Ole Miss						
TOTAL	10/7	23	304	13.2	4	32



KYLIN HILL

Running Back
Junior • 5-11 • 215
Columbus, Miss. (Columbus)
Major: Psychology

8

- 2019 Conerly Trophy nominee as top player in state of Mississippi
- SEC Offensive Player of the Week **(at Arkansas, 2019)**
- Shifty, powerful running back who is in his second season as a starter
- Appeared in 35 contests with 22 career starts
- Has not fumbled in 403 career carries
- In 2019, leads the SEC in overall rushing yards with 1,215, which is 12th nationally and fourth in MSU single-season history ... Is just 176 yards shy of matching the school record
- Boasts 2,342 career yards on the ground, which is 10th in program history
- Collected 10 career 100-yard rushing contests, which is tied for sixth in MSU history
- His seven 100-yard rushing games this season are tied for third in MSU single-season annals
- His four 150-yard rushing games are the most in a season by a Bulldog since at least 2000
- Second in the SEC in rushing yards after contact with 684
- Totaled 37 rushes of 10+ yards this season, which leads the SEC lead and is ninth nationally, and boasts 11 carries of 20+ yards, which is tied for 13th in the nation
- Game-high 197 yards rushing on 27 carries and had a rushing TD **vs. Louisiana (8/31)**
- With 123 rushing yards **vs. Southern Miss (9/7)**, joined RB Vick Ballard as the only MSU players with 100+ rushing yards in each of the first two games of a season since 1999
- His 100-yard rushing game snapped Southern Miss' streak of 15 consecutive games without allowing a 100-yard rusher
- Racked up five 15+ yards plays from scrimmage against the Golden Eagles (1 receiving, 4 rushing), highlighted by a pair of 22-yard runs
- Totaled 111 yards on 24 carries **vs. Kansas State (9/14)**
- Logged his fourth run of 20+ yards this season with a 22-yard carry in the second quarter against the Wildcats
- Rushed for 120 yards on 26 carries with a career-best three touchdowns **vs. Kentucky (9/21)**, which including a leaping score from the 4-yard line as he extended the ball inside the pylon for a touchdown
- First MSU running back with three or more rushing touchdowns in a game since Vick Ballard had three in 2011 against Memphis and the first to do so in an SEC game since 2010
- Responded with 150 yards rushing on 21 carries **at Texas A&M (10/26)**, his fifth 100-yard game of the season ... Reeled off a season-long 39-yard run and scored a 1-yard TD ... 81 of his 150 yards were after contact
- Tabbed SEC Offensive Player of the Week after a career performance **at Arkansas (11/2)**, in which he rushed for 234 yards - the fifth-most by an MSU player in history - with a career-best three touchdowns
- The 234 rushing yards were the most by an SEC player in a conference game since LSU's Derrius Guice logged 276 vs. Ole Miss on Oct. 21, 2017 ... 110 of the yards came after contact
- Became the first player in school history with over 230 yards rushing and three touchdowns in the same game
- Became the first player in the SEC with 10 TDs and 1,000+ rushing yards with a one-yard touchdown run in the first quarter **vs. Alabama (11/16)**
- Carry marked his third straight game with a rushing touchdown and sixth different game with a score on the ground this year
- First Bulldog with at least 10 rushing touchdowns in a season since Josh Robinson (2014)
- Entered MSU's top-10 list for single-season rushing yards on his second carry **vs. Abilene Christian (11/23)**, which was 19 yards
- Went over 200 yards from scrimmage for the third time this year, totaling 237 yards (153 rush + 84 pass)
- Scored on a career-long 88-yard touchdown reception in the second quarter against the Wildcats, which marked the third-longest passing play and seventh-longest play from scrimmage in school history
- Catch was the longest by an SEC player this season and tied for the longest by an FBS running back in 2019
- Enters the Ole Miss game with at least one touchdown from scrimmage in 10 of his last 14 games

HILL'S CAREER RUSHING/RECEIVING STATS

YEAR	G/S	RUSH	YDS	AVG	TD	LG	REC	YDS	AVG	TD	LG
2017	13/0	78	393	5.0	2	30	4	38	9.5	0	17
2018	11/11	117	734	6.3	4	52	22	176	8.0	4	53
2019	11/11	208	1215	5.8	10	62	16	173	10.8	1	88
TOTAL	35/22	403	2342	5.8	16	62	42	387	9.2	5	88

KYLIN HILL

HILL'S 2019 GAME-BY-GAME RUSHING/RECEIVING STATS

OPPONENT	G/S	RUSH	YDS	AVG	TD	LG	REC	YDS	AVG	TD	LG
at Louisiana	1/1	27	197	7.3	1	20	1	10	10.0	0	10
Southern Miss	1/1	14	123	8.8	1	22	2	19	9.5	0	15
Kansas State	1/1	24	111	4.6	0	22	2	20	10.0	0	12
Kentucky	1/1	26	120	4.6	3	18	0	0	0.0	0	0
at Auburn	1/1	17	45	2.6	0	13	2	21	10.5	0	18
at Tennessee	1/1	11	13	0.8	0	4	0	0	0.0	0	0
LSU	1/1	15	34	2.3	0	11	1	5	5.0	0	5
at Texas A&M	1/1	21	150	7.1	1	39	1	-8	-8.0	0	0
at Arkansas	1/1	21	234	11.1	3	62	1	1	1.0	0	1
Alabama	1/1	16	35	2.2	1	7	3	21	7.0	0	19
Abilene Christian	1/1	16	153	9.6	0	22	3	87	28.0	1	88
Ole Miss											
TOTAL	11/11	208	1215	5.8	10	62	42	387	9.2	1	88



DONTEA JONES

Tight End

Junior • 6-4 • 250

McCool, Miss. (Jireh [NC] Prep)

Major: Interdisciplinary Studies

84


- Athletic playmaker that holds a pivotal role at tight end
- Saw his first career action in 2017 after redshirting in 2016
- Played in 26 career games as a reserve tight end
- Made eight career catches for 101 yards and a touchdown

JONES' CAREER RECEIVING STATS

YEAR	G/S	REC	YDS	AVG	TD	LP/OPPONENT
2017	4/0	0	0	0.0	0	NA
2018	12/0	4	66	16.5	1	21/KSTATE
2019	10/0	4	35	8.8	0	14/LOUISIANA
TOTAL	26/0	10	110	11.0	1	21/KSTATE

JONES' 2019 GAME-BY-GAME RECEIVING STATS

OPPONENT	G/S	REC	YDS	AVG	TD	LG
at Louisiana	1/0	1	14	14.0	0	14
Southern Miss	1/0	2	9	4.5	0	6
Kansas State	1/0	1	12	12.0	0	12
Kentucky	1/0	0	0	0.0	0	0
at Auburn	1/0	0	0	0.0	0	0
at Tennessee			---DNP---			
LSU	1/0	0	0	0.0	0	0
at Texas A&M	1/0	0	0	0.0	0	0
at Arkansas	1/0	0	0	0.0	0	0
Alabama	1/0	0	0	0.0	0	0
Abilene Christian	1/0	2	9	4.5	0	5
Ole Miss						
TOTAL	10/0	6	44	7.3	0	14



JARRIAN JONES

Cornerback

Freshman • 6-0 • 190

Brandon, Miss. (Northwest Rankin)

Major: Undeclared

2

- A versatile athlete who is coming off an extremely productive high school career
- Appeared in nine games with one start as a true freshman cornerback for the Bulldogs
- Made collegiate debut **vs. Louisiana (8/31)**, collecting a tackle
- Recovered a muffed punt **vs. Kansas State (9/14)** for the first fumble recovery of his career
- Added the first pass break-up of his career versus the Wildcats
- Totaled a career-high two tackles **at #7 Auburn (9/23)**
- Made his first career start in place of an injured Cameron Dantzler **at Texas A&M (10/26)** and recorded one pass breakup on the first drive of the game
- Did not play **at Arkansas (11/2)** due to an upper body injury
- Totaled a career-high six tackles, including to solo stops **vs. Abilene Christian (11/23)**

JONES' CAREER DEFENSIVE STATS

YEAR	G/S	UA	A	TT	TFL-YDS	SACKS-YDS	INT	PBU	FF	FR
2019	9/1	6	5	11	0.0-0	0.0-0	0	2	0	1
TOTAL	9/1	6	5	11	0.0-0	0.0-0	0	2	0	1

JONES' 2019 GAME-BY-GAME DEFENSIVE STATS

OPPONENT	G/S	UA	A	TT	TFL-YDS	SACKS-YDS	INT	PBU	FF	FR
at Louisiana	1/0	1	0	1	0.0-0	0.0-0	0	0	0	0
Southern Miss	1/0	0	1	1	0.0-0	0.0-0	0	0	0	0
Kansas State	1/0	0	0	0	0.0-0	0.0-0	0	1	0	1
Kentucky	1/0	0	0	0	0.0-0	0.0-0	0	0	0	0
at Auburn	1/0	2	0	2	0.0-0	0.0-0	0	0	0	0
at Tennessee	1/0	0	0	0	0.0-0	0.0-0	0	0	0	0
LSU	1/0	1	0	1	0.0-0	0.0-0	0	0	0	0
at Texas A&M	1/1	0	0	0	0.0-0	0.0-0	0	1	0	0
at Arkansas					---	---				
Alabama					---	---				
Abilene Christian	1/1	2	4	6	0.0-0	0.0-0	0	0	0	0
Ole Miss										
TOTAL	9/1	6	5	11	0.0-0	0.0-0	0	2	0	1



KOBE JONES

Defensive End

Junior • 6-4 • 270

Starkville, Miss. (Starkville)

Major: Business Administration

52

- Wuerffel Trophy Watch List
- All-State AFCA Good Works Team Nominee
- Powerful defensive lineman who is in his third season
- Made his much-anticipated debut in 2017 after redshirting in 2016
- Has seen the field in 37 career games
- Collected 62 career total tackles, including 14.0 for loss and 2.5 sacks
- Has a forced fumble and recovered fumble to his credit
- Totaled three tackles **at #7 Auburn (9/28)**, logging his first tackle for loss of the season with a 4-yard sack
- Recorded a TFL for the second straight game **at Tennessee (10/12)**, closing the game with three total tackles
- Came off the bench and picked up two tackles, including 0.5 for loss, **vs. #2 LSU (10/19)**
- Registered one half sack for a loss of seven yards **vs. Abilene Christian (11/23)**

JONES' CAREER DEFENSIVE STATS

YEAR	G/S	UA	A	TT	TFL-YDS	SACKS-YDS	INT	PBU	FF	FR
2017	13/0	8	10	18	4.5-15	1.0-9	0	0	1	0
2018	13/1	12	10	22	6.5-14	0.0-0	0	0	0	1
2019	11/0	10	12	22	3.0-12	1.5-11	0	0	0	0
TOTAL	37/1	30	33	62	14.0-41	2.5-20	0	0	1	1

JONES' 2019 GAME-BY-GAME DEFENSIVE STATS

OPPONENT	G/S	UA	A	TT	TFL-YDS	SACKS-YDS	INT	PBU	FF	FR
at Louisiana	1/0	1	1	2	0.0-0	0.0-0	0	0	0	0
Southern Miss	1/0	0	2	2	0.0-0	0.0-0	0	0	0	0
Kansas State	1/0	0	1	1	0.0-0	0.0-0	0	0	0	0
Kentucky	1/0	0	3	3	0.0-0	0.0-0	0	0	0	0
at Auburn	1/0	3	0	3	1.0-4	1.0-4	0	0	0	0
at Tennessee	1/0	1	2	3	1.0-1	0.0-0	0	0	0	0
LSU	1/0	1	1	2	0.5-0	0.0-0	0	0	0	0
at Texas A&M	1/0	1	0	1	0.0-0	0.0-0	0	0	0	0
at Arkansas	1/0	1	0	1	0.0-0	0.0-0	0	0	0	0
Alabama	1/0	1	0	1	0.0-0	0.0-0	0	0	0	0
Abilene Christian	1/0	1	2	3	0.5-7	0.5-7	0	0	0	0
Ole Miss										
TOTAL	11/0	10	12	22	3.0-12	1.5-11	0	0	0	0



JAQUARIUS LANDREWS

Safety

Senior • 6-0 • 200

Summit, Miss. (Copiah-Lincoln [MS] CC)

Major: Workforce Education Leadership



11

- Senior Bowl Watch List
- Versatile strong safety who is in his third season with the program
- Solid 2018 junior season in his MSU debut after redshirting in 2017
- An SEC graduate, earning his degree in interdisciplinary studies last December
- Appeared in 21 contests with 14 career starts
- Collected 85 career tackles, including 5.0 for loss and 3.0 sacks
- Turned in a then career-high eight tackles **vs. Louisiana (8/31)**
- Tied for the team high in tackles (7) **vs. Southern Miss (9/7)** with fellow safety Brian Cole II
- Shattered his career high with nine tackles, including 0.5 for loss, **vs. Kansas State (9/14)**
- Collected seven total tackles, including four solo stops, and added a career-high four pass breakups **vs. Kentucky (9/21)**
- Produced a team-high eight tackles in start **vs. #2 LSU (10/19)**
- Had another eight-tackle game **at Texas A&M (10/26)** and added a QB hurry
- Picked up seven tackles, including three solo, **vs. #4 Alabama (11/16)**
- Recorded his first career interception in the second quarter **vs. Abilene Christian (11/23)**
- Also had a pass break-up and three tackles against the Wildcats while finishing as State's second-highest graded defender according to PFF

LANDREWS' CAREER DEFENSIVE STATS

YEAR	G/S	UA	A	TT	TFL-YDS	SACKS-YDS	INT	PBU	FF	FR
2018	10/3	10	11	21	4.5-32	3.0-30	0	5	0	0
2019	11/11	37	27	64	0.5-0	0.0-0	1-13	5	0	0
TOTAL	21/14	47	38	85	5.0-32	3.0-30	1-13	10	0	0

LANDREWS' 2019 GAME-BY-GAME DEFENSIVE STATS

OPPONENT	G/S	UA	A	TT	TFL-YDS	SACKS-YDS	INT	PBU	FF	FR
at Louisiana	1/1	8	0	8	0.0-0	0.0-0	0	0	0	0
Southern Miss	1/1	4	3	7	0.0-0	0.0-0	0	0	0	0
Kansas State	1/1	4	5	9	0.5-0	0.0-0	0	0	0	0
Kentucky	1/1	4	3	7	0.0-0	0.0-0	0	4	0	0
at Auburn	1/1	1	1	2	0.0-0	0.0-0	0	0	0	0
at Tennessee	1/1	2	2	4	0.0-0	0.0-0	0	0	0	0
LSU	1/1	3	5	8	0.0-0	0.0-0	0	0	0	0
at Texas A&M	1/1	6	2	8	0.0-0	0.0-0	0	0	0	0
at Arkansas	1/1	0	1	1	0.0-0	0.0-0	0	0	0	0
Alabama	1/1	3	4	7	0.0-0	0.0-0	0	0	0	0
Abilene Christian	1/1	2	1	3	0.0-0	0.0-0	1-13	1	0	0
Ole Miss										
TOTAL	11/11	37	27	64	0.5-0	0.0-0	1-13	5	0	0



LEO LEWIS

Linebacker

Senior • 6-2 • 245

Brookhaven, Miss. (Brookhaven)

Major: Interdisciplinary Studies

10

- Senior Bowl Watch List
- Veteran, instinctive linebacker who is in his fourth year as a starter
- Played in 49 games with 46 starts
- Recorded 229 career tackles, including 13.0 for loss and 3.0 sacks
- Equaled a career-high with a team-leading 12 tackles **vs. Kansas State (9/14)**
- He also recorded 12 tackles at BYU during the 2016 season
- Led MSU in tackles (5) during the first half **at #7 Auburn (9/28)** and closed the game tied for the team lead in tackles with eight
- Recovered fumbles in the second and third quarters at Auburn, extending MSU's streak of consecutive games with a takeaway to 21
- Erupted for seven tackles, including a team-high 1.5 for loss and one sack **vs. #2 LSU (10/19)** ... Sacked Jow Burrow for a six-yard loss in the second quarter, representing Lewis' first sack of the year
- Picked up two tackles, including 0.5 for loss in win **at Arkansas (11/2)**
- Notched four tackles, including 0.5 for loss and one QB hurry **vs. #4 Alabama (11/16)**

LEWIS' CAREER DEFENSIVE STATS

YEAR	G/S	UA	A	TT	TFL-YDS	SACKS-YDS	INT	PBU	FF	FR
2016	13/13	35	44	79	4.5-9	1.0-2	0	1	0	0
2017	13/12	15	31	46	1.0-10	1.0-10	0	1	1	0
2018	12/10	23	22	45	3.0-4	0.0-0	0	1	0	0
2019	11/11	21	38	59	4.5-8	1.0-6	0	2	1	2
TOTAL	49/46	94	135	229	13.0-31	3.0-18	0	5	2	2

LEWIS' 2019 GAME-BY-GAME DEFENSIVE STATS

OPPONENT	G/S	UA	A	TT	TFL-YDS	SACKS-YDS	INT	PBU	FF	FR
at Louisiana	1/1	6	0	6	0.0-0	0.0-0	0	0	0	0
Southern Miss	1/1	0	5	5	0.5-0	0.0-0	0	0	0	0
Kansas State	1/1	1	11	12	0.5-0	0.0-0	0	1	0	0
Kentucky	1/1	2	1	3	0.0-0	0.0-0	0	0	0	0
at Auburn	1/1	7	1	8	1.0-1	0.0-0	0	0	1	2
at Tennessee	1/1	2	1	3	0.0-0	0.0-0	0	0	0	0
LSU	1/1	2	5	7	1.5-7	1.0-6	0	0	0	0
at Texas A&M	1/1	0	4	4	0.0-0	0.0-0	0	0	0	0
at Arkansas	1/1	0	2	2	0.5-0	0.0-0	0	0	0	0
Alabama	1/1	1	3	4	0.5-0	0.0-0	0	0	0	0
Abilene Christian	1/1	0	5	5	0.0-0	0.0-0	0	1	0	0
Ole Miss										
TOTAL	11/11	21	38	59	4.5-8	1.0-6	0	2	1	2



FABIEN LOVETT

Defensive Tackle
Redshirt Freshman • 6-4 • 315
Olive Branch, Miss. (Olive Branch)
Major: Undeclared

54

- Powerful defensive line who starts at nose guard
- Appeared in two contests as a true freshman in 2018
- Seen action in 13 career contests, making 11 starts
- Earned his first collegiate start **vs. Louisiana (8/31)** and recorded a tackle
- In just his second start, set a career high with two tackles **vs. Southern Miss (9/7)**
- Set a career high with four tackles **at Tennessee (10/12)**, including the first tackle for loss (0.5) and sack (0.5) of his career
- Collected two tackles - his second-highest output in an SEC - **vs. #4 Alabama (11/16)**
- Recorded 0.5 tackles for loss in start **vs. Abilene Christian (11/23)**

LOVETT'S CAREER DEFENSIVE STATS

YEAR	G/S	UA	A	TT	TFL-YDS	SACKS-YDS	INT	PBU	FF	FR
2018	2/0	0	0	0	0-0	0-0	0	0	0	0
2019	11/11	5	9	14	1.0-2	0.5-2	0	0	0	0
TOTAL	13/11	5	9	14	1.0-2	0.5-2	0	0	0	0

LOVETT'S 2019 GAME-BY-GAME DEFENSIVE STATS

OPPONENT	G/S	UA	A	TT	TFL-YDS	SACKS-YDS	INT	PBU	FF	FR
at Louisiana	1/1	1	0	1	0.0-0	0.0-0	0	0	0	0
Southern Miss	1/1	0	2	2	0.0-0	0.0-0	0	0	0	0
Kansas State	1/1	0	0	0	0.0-0	0.0-0	0	0	0	0
Kentucky	1/1	0	1	1	0.0-0	0.0-0	0	0	0	0
at Auburn	1/1	0	1	1	0.0-0	0.0-0	0	0	0	0
at Tennessee	1/1	1	3	4	0.5-2	0.5-2	0	0	0	0
LSU	1/1	0	0	0	0.0-0	0.0-0	0	0	0	0
at Texas A&M	1/1	1	0	0	0.0-0	0.0-0	0	0	0	0
at Arkansas	1/1	1	0	1	0.0-0	0.0-0	0	0	0	0
Alabama	1/1	1	1	2	0.0-0	0.0-0	0	0	0	0
Abilene Christian	1/1	0	1	1	0.5-0	0.0-0	0	0	0	0
Ole Miss										
TOTAL	11/11	5	9	14	1.0-2	0.5-2	0	0	0	0



OSIRUS MITCHELL

Wide Receiver
Junior • 6-5 • 210
Sarasota, Fla. (Booker)
Major: Human Development/Family Sciences

5

- Imposing outside target who is a deep-play threat
- Appeared in 33 career games with 24 starts to his credit
- Totaled 58 catches for 861 career receiving yards and nine touchdowns
- Team's active career leader in receiving touchdowns (9)
- Each of his team-leading five TD receptions this season have been for 20+ yards
- Has totaled multiple receptions in six contests this season and has at least one catch in 24 of his 33 career games
- Recorded a 31-yard touchdown catch on the game-opening drive **vs. Louisiana (8/31)** for his first score since Nov. 17, 2018 vs. Arkansas
- Led the team vs. the Ragin' Cajuns in receiving yards (88) on six catches, including one TD
- For the second straight week, hauled in a touchdown pass on the opening offensive drive with a 28-yard touchdown **vs. Southern Miss (9/7)**
- Hauled in five receptions for 74 total yards and a touchdown **vs. Kansas State (9/14)**
- First MSU player to make a touchdown reception in three straight contests since WR Chad Bumphis in 2012
- Recorded five-plus catches in a game for the second time this season and the fourth time in his career with his five reception against Kansas State
- Caught his fourth touchdown of the season with a 21-yard reception in the third quarter **at #7 Auburn (9/28)**
- Caught each of his three targets in the first quarter **at Tennessee (10/12)** for 22 yards and a first down, closing the game with 58 total yards off five receptions
- Put the Bulldogs up 14-0 **at Arkansas (11/2)** with a 33-yard touchdown catch in the first quarter, giving him a career high in TD catches for a season

MITCHELL'S CAREER RECEIVING STATS

YEAR	G/S	REC	YDS	AVG	TD	LP/OPPONENT
2017	9/0	5	51	10.2	0	18/UMASS
2018	13/13	26	427	16.4	4	84/SFA
2019	11/11	27	383	14.2	5	35/KSTATE
TOTAL	33/24	58	861	14.8	9	84/SFA

MITCHELL'S 2019 GAME-BY-GAME RECEIVING STATS

OPPONENT	G/S	REC	YDS	AVG	TD	LG
at Louisiana	1/1	6	88	14.7	1	31
Southern Miss	1/1	2	46	23.0	1	28
Kansas State	1/1	5	74	14.8	1	35
Kentucky	1/1	4	36	9.0	0	14
at Auburn	1/1	2	33	16.5	1	21
at Tennessee	1/1	5	58	11.6	0	21
LSU	1/1	0	0	0.0	0	0
at Texas A&M	1/1	1	9	9.0	0	9
at Arkansas	1/1	1	33	33.0	1	33
Alabama	1/1	0	0	0.0	0	0
Abilene Christian	1/1	1	6	6.0	0	6
Ole Miss						
TOTAL	11/11	27	383	14.2	5	35



C.J. MORGAN

Safety
Senior • 6-0 • 200
Bossier City, La. (Parkway)
Major: Political Science

29

- Instinctive, hard-hitting defender who starts at free safety
- In his fourth season with the program after redshirting in 2016
- Played in 32 career contests, making 12 starts
- Collected 84 career tackles and three interceptions
- Team leader and tied for seventh in the SEC in pass breakups with eight in 2019
- Ranks third on team in total tackles and is 17th in the SEC (59)
- Totaled six tackles, including the first TFL (0.5) of his career, **vs. Southern Miss (9/7)**
- Sealed the game against the Golden Eagles with a fourth-quarter INT, the third of his career
- Led MSU with a career-high nine tackles and career-best two PBUs **vs. Kentucky (9/21)**
- Team leader in tackles for the second straight week with eight **at #7 Auburn (9/28)**
- Matched career-high nine tackles **at Tennessee (10/12)**
- Notched five tackles and had a career-best four pass breakups **vs. #2 LSU (10/19)**
- Collected three tackles and one pass breakup in the first half **at Texas A&M (10/26)** ... Did not return in the second half vs. the Aggies due to upper body injury
- Did not play **at Arkansas (11/2)** due to upper body injury
- Made six tackles **vs. #4 Alabama (11/16)** before exiting the game to a season-ending lower body injury in the third quarter

MORGAN'S CAREER DEFENSIVE STATS

YEAR	G/S	UA	A	TT	TFL-YDS	SACKS-YDS	INT	PBU	FF	FR
2017	10/0	4	1	5	0.0-0	0.0-0	0	0	0	0
2018	13/3	13	7	20	0.0-0	0.0-0	2	1	0	0
2019	9/9	31	28	59	0.5-2	0.0-0	1	8	0	0
TOTAL	32/12	48	36	84	0.5-2	0.0-0	3	9	0	0

MORGAN'S 2019 GAME-BY-GAME DEFENSIVE STATS

OPPONENT	G/S	UA	A	TT	TFL-YDS	SACKS-YDS	INT	PBU	FF	FR
at Louisiana	1/1	7	0	7	0.0-0	0.0-0	0	0	0	0
Southern Miss	1/1	2	4	6	0.5-2	0.0-0	1	0	0	0
Kansas State	1/1	3	3	6	0.0-0	0.0-0	0	1	0	0
Kentucky	1/1	3	6	9	0.0-0	0.0-0	0	2	0	0
at Auburn	1/1	4	4	8	0.0-0	0.0-0	0	0	0	0
at Tennessee	1/1	5	4	9	0.0-0	0.0-0	0	0	0	0
LSU	1/1	2	3	5	0.0-0	0.0-0	0	4	0	0
at Texas A&M	1/1	3	0	3	0.0-0	0.0-0	0	1	0	0
at Arkansas					---DNP---					
Alabama	1/1	2	4	6	0.0-0	0.0-0	0	0	0	0
Abilene Christian					---DNP---					
Ole Miss										
TOTAL	9/9	31	28	59	0.5-2	0.0-0	1	8	0	0



MARCUS MURPHY

Safety
Sophomore • 6-1 • 200
West Point, Miss. (Westpoint)
Major: Undeclared

7

- Versatile, athletic safety
- Saw action in 12 games during his true freshman season in 2018
- Played in 15 career games with one start
- Missed eight games this season due to violation of team rules
- Boasts a 90.5 coverage grade according to PFF, second on the team and one of four SEC players rated above 90.0
- Returned his first career interception 32 yards for a touchdown **at Arkansas (11/2)**

MURPHY'S CAREER DEFENSIVE STATS

YEAR	G/S	UA	A	TT	TFL-YDS	SACKS-YDS	INT	PBU	FF	FR
2018	12/0	5	2	7	0.5-1	0.0-0	0	1	0	0
2019	3/1	4	4	8	0.0-0	0.0-0	1-32	1	0	0
TOTAL	15/1	9	6	15	0.5-1	0.0-0	1-32	2	0	0

MURPHY'S 2019 GAME-BY-GAME DEFENSIVE STATS

OPPONENT	G/S	UA	A	TT	TFL-YDS	SACKS-YDS	INT	PBU	FF	FR
at Louisiana					---DNP---					
Southern Miss					---DNP---					
Kansas State					---DNP---					
Kentucky	1/0	0	0	0	0.0-0	0.0-0	0	0	0	0
at Auburn					---DNP---					
at Tennessee	1/0	0	0	0	0.0-0	0.0-0	0	0	0	0
LSU					---DNP---					
at Texas A&M					---DNP---					
at Arkansas	1/1	4	4	8	0.0-0	0.0-0	1-32	1	0	0
Alabama					---DNP---					
Abilene Christian					---DNP---					
Ole Miss										
TOTAL	3/1	4	4	8	0.0-0	0.0-0	1-32	1	0	0



JAVONTA PAYTON

Wide Receiver

Junior • 6-1 • 180

Nashville, Tenn. (Northwest [MS] CC)

Major: Communications

4

- One of the top-ranked junior college wide receivers in the country
- Versatile playmaker who also sees action on special teams
- Has 11 appearances and totaled six receptions for 97 yards
- Made his Bulldog debut **vs. Louisiana (8/31)**, hauling in a 9-yard reception
- Totaled two kick returns **vs. Kansas State (9/14)** for 40 yards, including a season-long return of 24
- Making his SEC debut, turned in the first multi-reception game of his career with two for 14 yards **vs. Kentucky (9/21)**
- Lone catch **at #7 Auburn (9/28)** was a career-long reception of 30 yards
- Saw action in the run game **at Tennessee (10/12)** with an 11-yard sweep
- Hauled in a career-long 34-yard catch in the fourth quarter **vs. Abilene Christian (11/23)**

PAYTON'S CAREER RECEIVING STATS


YEAR	G/S	REC	YDS	AVG	TD	LP/OPPONENT
2019	11/0	6	97	16.2	0	34/ACU
TOTAL	11/0	6	97	16.2	0	34/ACU

PAYTON'S CAREER KICK RETURN STATS

YEAR	G/S	KR	YDS	AVG	LG	TD
2019	11/0	3	56	18.7	24	0
TOTAL	11/0	3	56	18.7	24	0

PAYTON'S 2019 GAME-BY-GAME RECEIVING STATS

OPPONENT	G/S	REC	YDS	AVG	TD	LG
Louisiana	1/0	1	9	9.0	0	9
Southern Miss	1/0	1	10	10.0	0	10
Kansas State	1/0	0	0	0.0	0	0
Kentucky	1/0	2	14	7.0	0	13
at Auburn	1/0	1	30	30.0	0	30
at Tennessee	1/0	0	0	0.0	0	0
LSU	1/0	0	0	0.0	0	0
at Texas A&M	1/0	0	0	0.0	0	0
at Arkansas	1/0	0	0	0.0	0	0
Alabama	1/0	0	0	0.0	0	0
Abilene Christian	1/0	1	34	34.0	0	34
Ole Miss						
TOTAL	11/0	6	97	16.2	0	34



NATHAN PICKERING

Defensive Tackle

Freshman • 6-4 • 315

Mount Olive, Miss. (Seminary)

Major: Mechanical Engineering

22

- In debut season in the defensive middle after enrolling at MSU in June 2019
- One of the top 100 prospects in the nation coming out of high school
- Made his collegiate debut **vs. Southern Miss (9/7)**
- Collected his first career sack and tackle in the fourth quarter **at #7 Auburn (9/28)**, dropping QB for a seven-yard loss
- Saw significant playing time **vs. #2 LSU (10/19)** and tallied a tackle for loss in the second quarter
- Teamed with Erroll Thompson for first-quarter sack for loss of four yards **vs. #4 Alabama (11/16)**
- Made his first career start at defensive tackle **vs. Abilene Christian (11/23)** and recorded one sack for a loss of 13 yards in the first quarter
- Finished with four tackles, including 2.5 for a loss of 31 yards, against the Wildcats
- 2.5 tackles for loss are tied for the most by a Bulldog in a game this season and were the most by an SEC freshman that week

PICKERING'S CAREER DEFENSIVE STATS

YEAR	G/S	UA	A	TT	TFL-YDS	SACKS-YDS	INT	PBU	FF	FR
2019	7/1	4	4	8	5.0-43	2.5-24	0	0	0	0
TOTAL	7/1	4	4	8	5.0-43	2.5-24	0	0	0	0

PICKERING'S 2019 GAME-BY-GAME DEFENSIVE STATS

OPPONENT	G/S	UA	A	TT	TFL-YDS	SACKS-YDS	INT	PBU	FF	FR
at Louisiana					---DNP---					
Southern Miss	1/0	0	0	0	0.0-0	0.0-0	0	0	0	0
Kansas State					---DNP---					
Kentucky					---DNP---					
at Auburn	1/0	1	0	1	1.0-7	1.0-7	0	0	0	0
at Tennessee					---DNP---					
LSU	1/0	1	0	1	1.0-1	0.0-0	0	0	0	0
at Texas A&M	1/0	0	1	0	0.0-0	0.0-0	0	0	0	0
at Arkansas	1/0	0	0	0	0.0-0	0.0-0	0	0	0	0
Alabama	1/0	0	1	1	0.5-4	0.5-4	0	0	0	0
Abilene Christian	1/1	2	2	4	2.5-31	1.0-13	0	0	0	0
Ole Miss										
TOTAL	7/1	4	4	8	5.0-43	2.5-24	0	0	0	0



CHAUNCEY RIVERS

Defensive End

Senior • 6-3 • 275

Stone Mountain, Ga. (East Mississippi CC)

Major: Communication



5

- Senior Bowl Watch List
- Moved into a starting role at defensive end on the strong-side
- An SEC graduate, who earned his degree in interdisciplinary studies last December
- Appeared in 24 career games with 11 starts
- Collected 59 career tackles, including 13.0 for loss and 6.0 sacks
- Tops among team defensive linemen in tackles for loss this season (6.0)
- Leads team with 3.5 sacks this year
- Made first start of MSU career **vs. Louisiana (8/31)** and had four tackles with 1.0 for loss
- Registered three tackles, one sack, one TFL, one pass breakup and two quarterback hurries **vs. Kentucky (9/21)**
- Collected a career-high five tackles, including 0.5 for loss, **at Tennessee (10/12)**
- Turned in a game-high and career-best 1.5 sacks of Joe Burrow **vs. #2 LSU (10/19)**
- Picked up a season-best five solo tackles **at Texas A&M (10/26)** and added a QB hurry
- Recorded one sack for a loss of 13 yards **vs. Abilene Christian (11/23)**

RIVERS' CAREER DEFENSIVE STATS

YEAR	G/S	UA	A	TT	TFL-YDS	SACKS-YDS	INT	PBU	FF	FR
2018	13/0	8	16	24	7.0-29	2.5-19	0	0	0	0
2019	11/11	21	14	35	6.0-37	3.5-30	0	2	0	0
TOTAL	24/11	29	30	59	13.0-66	6.0-49	0	2	0	0

RIVERS' 2019 GAME-BY-GAME DEFENSIVE STATS

OPPONENT	G/S	UA	A	TT	TFL-YDS	SACKS-YDS	INT	PBU	FF	FR
at Louisiana	1/1	4	0	4	1.0-1	0.0-0	0	0	0	0
Southern Miss	1/1	1	1	2	0.0-0	0.0-0	0	0	0	0
Kansas State	1/1	1	3	4	0.5-1	0.0-0	0	0	0	0
Kentucky	1/1	2	1	3	1.0-5	1.0-5	0	1	0	0
at Auburn	1/1	2	0	2	0.0-0	0.0-0	0	0	0	0
at Tennessee	1/1	2	3	5	0.5-2	0.0-0	0	0	0	0
LSU	1/1	1	1	2	1.5-12	1.5-12	0	0	0	0
at Texas A&M	1/1	5	0	5	0.0-0	0.0-0	0	0	0	0
at Arkansas	1/1	0	1	1	0.0-0	0.0-0	0	1	0	0
Alabama	1/1	0	3	3	0.0-0	0.0-0	0	0	0	0
Abilene Christian	1/1	3	1	4	1.5-16	1.0-13	0	0	0	0
Ole Miss										
TOTAL	11/11	21	14	35	6.0-37	3.5-30	0	2	0	0



GARRETT SHRADER

Quarterback

Freshman • 6-4 • 220

Charlotte, N.C. (Charlotte Christian School)

Major: Undeclared

6

- SEC Freshman of the Week (Sept. 23 - Kentucky)
- One of the top dual-threat quarterbacks of the 2019 signing class
- Tabbed the starting quarterback on Oct. 14 and owns three starts this season
- January 2019 enrollee who participated in spring ball
- Responsible for 12 touchdowns this season (eight pass, four rush)
- Made his collegiate debut **vs. Southern Miss (9/7)**, taking over for an injured Tommy Stevens with 2:37 remaining in the second quarter and finishing 7-of-11 for 71 yards through the air
- Took over for an injured Tommy Stevens in the third quarter **vs. Kansas State (9/14)** and produced a 12-play, 79-yard scoring drive that was capped with his first career TD (5-yard run)
- Closed the game against Kansas State with 51 passing yards (4-of-12) and 82 yards rushing with a rushing TD on 10 attempts
- Made his first collegiate start **vs. Kentucky (9/21)** and accounted for 305 yards of total offense, including rushing for 125 yards on 11 carries and was an efficient 17-of-22 for 180 yards through the air
- Just the second MSU true freshman quarterback to start in an SEC game in the last 12 years - Damian Williams in the 2013 Egg Bowl is the other
- Accounted for all six of the Bulldogs' 20+ yard plays vs. Kentucky, including rushes of 49- and 36-yards
- The first MSU QB in school history to rush for over 100 yards and pass for over 100 yards in his first career start vs. Kentucky ... Was named SEC Freshman of the Week for his efforts
- Replaced Tommy Stevens in the first quarter **at #7 Auburn (9/28)**, finishing the game 12 of 23 passing for 209 yards and two touchdowns
- Rushed 16 yards against Auburn for 89 yards and a score, finishing with 298 total yards
- Orchestrated a 75-yard scoring drive in his first series at quarterback against Auburn, capping it off with his first touchdown of his career with a 9-yard touchdown pass to Stephen Guidry
- Completed a 47-yard completion to Farrod Green late in the second quarter against Auburn for the Bulldogs' longest passing play from scrimmage on the year
- Started the second half **at Tennessee (10/12)**, finishing the game 5-of-10 passing for 79 yards, one touchdown and one interception
- In just his second career start, accounted for 304 yards of total offense, rushing for a touchdown and throwing for a touchdown **vs. #2 LSU (10/19)** ... Provided 12-yard TD run in second quarter that made it a two-point deficit
- Threw for a career-high 238 yards and completed 60.7 percent of his passes vs. #2 LSU
- Fired a season-high three touchdown passes **at Texas A&M (10/26)**, finishing the game with 258 yards of total offense
- Completed all three of his pass attempts for 40 yards while passing and rushing for a touchdown **vs. Abilene Christian (11/23)**

SHRADER'S CAREER PASSING/RUSHING STATS

YEAR	G/S	CMP	ATT	INT	PCT	YDS	TD	LG	RUSH	YDS	TD	LG
2019	9/3	78	139	5	.561	1062	8	47	101	568	4	49
TOTAL	9/3	78	139	5	.561	1062	8	47	101	568	4	49

SHRADER'S 2019 GAME-BY-GAME PASSING/RUSHING STATS

OPPONENT	G/S	CMP	ATT	INT	PCT	YDS	TD	LG	RUSH	YDS	TD	LG
at Louisiana						---	DNP---					
Southern Miss	1/0	7	11	0	.636	71	0	17	9	16	0	10
Kansas State	1/0	4	12	0	.333	51	0	26	10	82	1	16
Kentucky	1/1	17	22	1	.773	180	0	25	11	125	0	49
at Auburn	1/0	12	23	0	.522	209	2	47	16	89	1	24
at Tennessee	1/0	5	10	1	.500	79	1	21	13	62	0	14
LSU	1/1	17	28	2	.607	238	1	29	19	66	1	12
at Texas A&M	1/1	13	30	1	.433	194	3	38	14	64	0	14
at Arkansas						---	DNP---					
Alabama	1/0	0	0	0	.000	0	0	0	1	-1	0	0
Abilene Christian	1/0	3	3	0	1.000	40	1	34	8	65	1	16
Ole Miss												
TOTAL	9/3	78	139	5	.561	1062	8	47	101	568	4	49



MAURICE SMITHERMAN

Cornerback

Senior • 5-10 • 195

Adamsville, Ala. (Minor)

Major: Human Development/Family Sciences

8

- Preseason All-SEC Honorable Mention (PFF)
- Quick, talented defensive back who is a lockdown corner
- Saw significant action last season as a reserve cornerback and moves into a starting role
- Appeared in 42 contests with eight starts
- Totaled 48 tackles, two interceptions and five passes defended over his career
- Matched career high with five total tackles **at Tennessee (10/12)**
- Suffered a season-ending lower body injury at practice on Oct. 16

SMITHERMAN'S CAREER DEFENSIVE STATS

YEAR	G/S	UA	A	TT	TFL-YDS	SACKS-YDS	INT	PBU	FF	FR
2016	10/0	4	1	5	0.0-0	0.0-0	1	0	0	0
2017	13/0	3	3	6	0.0-0	0.0-0	0	0	0	0
2018	13/2	11	12	23	0.0-0	0.0-0	1	3	1	0
2019	6/6	10	4	14	0.0-0	0.0-0	0	0	0	0
TOTAL	42/8	28	20	48	0.0-0	0.0-0	2	3	1	0

SMITHERMAN'S 2019 GAME-BY-GAME DEFENSIVE STATS

OPPONENT	G/S	UA	A	TT	TFL-YDS	SACKS-YDS	INT	PBU	FF	FR
at Louisiana	1/1	1	0	1	0.0-0	0.0-0	0	0	0	0
Southern Miss	1/1	1	2	3	0.0-0	0.0-0	0	0	0	0
Kansas State	1/1	1	1	2	0.0-0	0.0-0	0	0	0	0
Kentucky	1/1	1	0	1	0.0-0	0.0-0	0	0	0	0
at Auburn	1/1	2	0	2	0.0-0	0.0-0	0	0	0	0
at Tennessee	1/1	4	1	5	0.0-0	0.0-0	0	0	0	0
LSU					---DNP---					
at Texas A&M					---DNP---					
at Arkansas					---DNP---					
Alabama					---DNP---					
Abilene Christian					---DNP---					
Ole Miss										
TOTAL	6/6	10	4	14	0.0-0	0.0-0	0	0	0	0



MARQUISS SPENCER

Defensive End

Junior • 6-2 • 285

Greenwood, Miss. (Greenwood)

Major: Interdisciplinary Studies

42

- Talented pass rusher who took over a starting role at defensive end
- Appeared in 40 total games with 11 starts
- Tied for fifth in the SEC in forced fumbles (2) this season
- In first career start **vs. Louisiana (8/31)**, had three tackles and forced a fumble
- Forced a fumble in the second quarter on a **Southern Miss (9/7)** third-down attempt, his second straight game with a forced fumble
- Added four total tackles against Southern Miss, including his first TFL and sack of the season
- Erupted for a career-high six tackles and one tackle for loss **at Texas A&M (10/26)** ... Was his first TFL since Week 3
- According to PFF, delivered the highest run grade among SEC edge defenders in Week 8 against the Aggies (85.3) with all six of his solo stops coming on 19 run defensive snaps
- Collected three tackles, including 0.5 for loss, and one QB hurry in win **at Arkansas (11/2)**
- Picked up a season-best and game-high 1.5 tackles for loss in a five tackle performance **vs. #4 Alabama (11/16)**
- Enters the Ole Miss game with a combined four tackles for loss in his last three games

SPENCER'S CAREER DEFENSIVE STATS

YEAR	G/S	UA	A	TT	TFL-YDS	SACKS-YDS	INT	PBU	FF	FR
2016	12/0	9	8	17	3.0-12	1.0-9	0	0	0	1
2017	13/0	5	14	19	4.5-16	1.0-6	0	2	0	2
2018	4/0	1	2	3	0.5-1	0.0-0	0	0	0	0
2019	11/11	19	13	32	5.5-14	1.0-5	0	1	2	0
TOTAL	40/11	34	37	71	13.5-43	3.0-20	0	3	2	3

SPENCER'S 2019 GAME-BY-GAME DEFENSIVE STATS

OPPONENT	G/S	UA	A	TT	TFL-YDS	SACKS-YDS	INT	PBU	FF	FR
at Louisiana	1/1	3	0	3	0.0-0	0.0-0	0	0	1	0
Southern Miss	1/1	3	1	4	1.0-5	1.0-5	0	0	1	0
Kansas State	1/1	0	1	1	0.5-1	0.0-0	0	0	0	0
Kentucky	1/1	1	1	2	0.0-0	0.0-0	0	0	0	0
at Auburn	1/1	1	2	3	0.0-0	0.0-0	0	0	0	0
at Tennessee	1/1	0	1	1	0.0-0	0.0-0	0	0	0	0
LSU	1/1	0	2	2	0.0-0	0.0-0	0	1	0	0
at Texas A&M	1/1	6	0	6	1.0-1	0.0-0	0	0	0	0
at Arkansas	1/1	0	3	3	0.5-1	0.0-0	0	0	0	0
Alabama	1/1	4	1	5	1.5-2	0.0-0	0	0	0	0
Abilene Christian	1/1	1	1	2	1.0-4	0.0-0	0	0	0	0
Ole Miss										
TOTAL	11/11	19	13	32	5.5-14	1.0-5	0	1	2	0



GEOR'QUARIUS SPIVEY

Tight End
Redshirt Freshman • 6-5 • 250
Monroe, La. (Richwood)
Major: Business Administration

11

- A speedy and physical tight end who enters his second season
- Played in 14 career contests with one start
- Made his first collegiate start **vs. Kentucky (9/21)**
- Recorded the first reception of his career, hauling in a 12-yard pass **at #7 Auburn (9/28)**
- Hauled in his second career pass, a 7-yarder in win **at Arkansas (11/2)**

SPIVEY'S CAREER RECEIVING STATS

YEAR	G/S	REC	YDS	AVG	TD	LP/OPPONENT
2018	3/0	0	0	0.0	0	NA
2019	11/1	2	19	9.5	0	12/AUBURN
TOTAL	14/1	2	19	9.5	0	12/AUBURN

SPIVEY'S 2019 GAME-BY-GAME RECEIVING STATS

OPPONENT	G/S	REC	YDS	AVG	TD	LG
at Louisiana	1/0	0	0	0.0	0	0
Southern Miss	1/0	0	0	0.0	0	0
Kansas State	1/0	0	0	0.0	0	0
Kentucky	1/1	0	0	0.0	0	0
at Auburn	1/0	1	12	12.0	0	12
at Tennessee	1/0	0	0	0.0	0	0
LSU	1/0	0	0	0.0	0	0
at Texas A&M	1/0	0	0	0.0	0	0
at Arkansas	1/0	1	7	7.0	0	7
Alabama	1/0	0	0	0.0	0	0
Abilene Christian	1/0	0	0	0.0	0	0
Ole Miss						
TOTAL	11/1	2	19	9.5	0	12



TOMMY STEVENS

Quarterback
Senior • 6-5 • 235
Indianapolis, Ind. (Penn State)
Major: Community College Education



7

- 2020 East-West Shrine Bowl Invitee
- Graduate transfer quarterback from Penn State
- Named the starting quarterback heading into the season
- Graduated from Penn State in December 2018 with a degree in telecommunications
- Thrown at least one TD pass to five different receivers so far this season
- Responsible for 12 touchdowns this season (9 passing, 3 rushing)
- Started for the first time in his college career **vs. Louisiana (8/31)**
- It was his first start at any level since Nov. 7, 2014 in high school
- In MSU debut, went 20-of-30 passing for 236 yards and two TDs and rushed 11 times for 37 yards and one TD vs. Louisiana
- Improved to 2-0 as a starter, including his first at home inside Davis-Wade Stadium, with a 38-15 victory vs. **Southern Miss (9/7)**
- For the second straight game, connected with WR Osirus Mitchell for a TD on MSU's opening drive with a 28-yard score
- Went 7-of-7 passing for 84 yards and a TD in the first quarter, and on the next play threw an 11-yard TD strike to WR Stephen Guidry.
- Connected on his first nine passing attempts (105 yards, two TDs) before an incompletion late in the second quarter
- It was the longest streak for a MSU quarterback to start the game since QB Dak Prescott completed his first 12 passing attempts against Arkansas in 2015
- Left the USM game late in the second quarter with an injury and did not return
- Scored MSU's first touchdown **vs. Kansas State (9/14)** on a 2-yard run with 5:39 in the second quarter for his second rushing TD this season and first since the season opener
- Connected on seven of his 15 passing attempts against the Wildcats for 100 yards and hit Osirus Mitchell for a career-long, 35-yard touchdown pass
- Left the K-State game during the third quarter due to an upper body injury
- Did not see action **vs. Kentucky (9/21)** due to an upper body injury
- Starte at **Auburn (9/28)** but left the game in the first quarter due to a lower body injury
- Started the game at quarterback at **Tennessee (10/12)**, completing 6-of-11 passes for 67 yards and rushing nine times for 26 yards in the first half
- Made the start **at Arkansas (11/2)**, finishing with 246 yards of total offense, including a career-high 74 yards rushing ... Fired two touchdown passes to Osirus Mitchell and Farrod Green
- Rushed for a season-high 96 yards on 10 carries, including a career-long 46-yard run **vs. #4 Alabama (11/16)**
- Responsible for three touchdowns (2 passing, 1 rushing) **vs. Abilene Christian (11/23)**
- Threw a career-long 88-yard touchdown pass in the second quarter
- 30-yard touchdown run marked his second straight game with a carry of 30+ yards

STEVENS' CAREER PASSING/RUSHING STATS

YEAR	G/S	CMP	ATT	INT	PCT	YDS	TD	LG	RUSH	YDS	TD	LG
2019	8/8	80	135	5	.593	934	9	88	66	393	3	46
TOTAL	8/8	80	135	5	.593	934	9	88	66	393	3	46

STEVENS' 2019 GAME-BY-GAME PASSING/RUSHING STATS

OPPONENT	G/S	CMP	ATT	INT	PCT	YDS	TD	LG	RUSH	YDS	TD	LG
at Louisiana	1/1	20	30	0	.667	236	2	31	11	37	1	14
Southern Miss	1/1	9	10	0	.900	105	2	28	6	0	0	6
Kansas State	1/1	7	15	2	.467	100	1	35	7	5	1	4
Kentucky					---DNP---							
at Auburn	1/1	1	3	0	.333	7	0	7	1	-16	0	0
at Tennessee	1/1	6	11	2	.545	67	0	19	9	26	0	10
LSU					---DNP---							
at Texas A&M					---DNP---							
at Arkansas	1/1	12	18	0	.667	172	2	42	15	74	0	15
Alabama	1/1	12	21	1	.571	82	0	30	10	96	0	46
Abilene Christian	1/1	13	27	0	.481	165	2	88	7	88	1	30
Ole Miss												
TOTAL	88	80	135	5	.593	934	9	88	66	393	3	46



DEDDRICK THOMAS

Wide Receiver

Senior • 5-9 • 190

Memphis, Tenn. (Memphis Central)

Major: Psychology



2

- Returning shift slot receiver who is in his fifth year with the program
- Also a major contributor in the return game with one touchdown to his credit
- An SEC graduate, earning his degree in kinesiology in May 2019
- Provides great experience with 47 career games played and 18 starts
- Collected 71 career receptions for 868 yards
- Hauled in multiple receptions in 10 of 11 contests this season
- Caught a 17-yard touchdown in the fourth quarter **at Tennessee (10/12)** for his first score of the season
- MSU's second-leading receiver **vs. #2 LSU (10/19)**, collecting three receptions for 31 yards, including a beautiful diving catch in the middle of the field in the first half
- Tied for team lead in catches at **Texas A&M (10/26)**, making three for 43 yards
- Caught a 42-yard pass as part of a game-high 59 yards receiving in win **at Arkansas (11/2)**
- Caught an 11-yard pass for his second touchdown of the year **vs. Abilene Christian (11/23)**, marking his third straight season with multiple touchdown receptions
- Also returned a kickoff a season-high 25 yards against the Wildcats

THOMAS' CAREER RECEIVING STATS

YEAR	G/S	REC	YDS	AVG	TD	LP/OPPONENT
2016	10/0	5	44	8.8	1	15/UMASS
2017	13/0	22	227	10.3	4	24/CSU
2018	13/8	19	256	13.5	2	44/LOUISIANA
2019	11/10	25	341	13.6	2	42/ARKANSAS
TOTAL	47/18	71	868	12.2	9	44/LOUISIANA

THOMAS' 2019 GAME-BY-GAME RECEIVING STATS

OPPONENT	G/S	REC	YDS	AVG	TD	LG
at Louisiana	1/1	2	19	9.5	0	10
Southern Miss	1/1	1	12	12.0	0	12
Kansas State	1/1	2	32	16.0	0	26
Kentucky	1/0	2	46	23.0	0	25
at Auburn	1/1	2	22	11.0	0	12
at Tennessee	1/1	3	43	14.3	1	18
LSU	1/1	3	31	10.3	0	17
at Texas A&M	1/1	3	43	14.3	0	25
at Arkansas	1/1	2	59	29.5	0	42
Alabama	1/1	2	6	3.0	0	5
Abilene Christian	1/1	3	28	9.3	1	16
Ole Miss						
TOTAL	11/10	25	341	13.6	1	42



ERROLL THOMPSON

Linebacker

Junior • 6-1 • 250

Florence, Ala. (Florence)

Major: Interdisciplinary Studies

40

- Voted a team captain by his fellow teammates
- Smart, instinctive, hard-hitting junior who is one of the best linebackers in college football
- In his fourth year with the program and his second as a primary starter
- Appeared in 37 career games with 27 starts
- Collected 206 career total tackles, including 17 for loss and 6.5 sacks
- Has recorded four double-digit tackling games during his career
- The team leader in tackles and is currently tied for 13th in the SEC with 73
- Led all Bulldog tacklers with 10 in the season opener **vs. Louisiana (8/31)**
- Turned in his second double-digit tackling game of the season **at Tennessee (10/12)** with a season-high 12 tackles, including his first tackle for loss of the year
- Provided seven tackles, including 0.5 for loss, and one quarterback hurry of Joe Burrow **vs. #2 LSU (10/19)**
- Turned in an eight-tackle game in win **at Arkansas (11/2)**
- Team leader in tackles with nine, including 0.5 sacks, one tackle for loss of five yards and a quarterback hurry **vs. #4 Alabama (11/16)**

THOMPSON'S CAREER DEFENSIVE STATS

YEAR	G/S	UA	A	TT	TFL-YDS	SACKS-YDS	INT	PBU	FF	FR
2017	13/3	21	25	46	5.5-36	2.5-18	0	1	1	0
2018	13/13	31	56	87	9.0-34	3.5-26	2	0	0	0
2019	11/11	31	42	73	2.5-8	0.5-4	0	1	0	1
TOTAL	36/26	83	123	206	17.0-78	6.5-48	2	2	1	1

THOMPSON'S 2019 GAME-BY-GAME DEFENSIVE STATS

OPPONENT	G/S	UA	A	TT	TFL-YDS	SACKS-YDS	INT	PBU	FF	FR
at Louisiana	1/1	9	1	10	0.0-0	0.0-0	0	0	0	1
Southern Miss	1/1	1	3	4	0.0-0	0.0-0	0	0	0	0
Kansas State	1/1	1	8	9	0.0-0	0.0-0	0	0	0	0
Kentucky	1/1	4	3	7	0.0-0	0.0-0	0	1	0	0
at Auburn	1/1	1	0	1	0.0-0	0.0-0	0	0	0	0
at Tennessee	1/1	5	8	13	1.0-2	0.0-0	0	0	0	0
LSU	1/1	3	4	7	0.5-1	0.0-0	0	0	0	0
at Texas A&M	1/1	2	2	4	0.0-0	0.0-0	0	0	0	0
at Arkansas	1/1	3	5	8	0.0-0	0.0-0	0	0	0	0
Alabama	1/1	2	7	9	1.0-5	0.5-4	0	0	0	0
Abilene Christian	1/1	0	1	1	0.0-0	0.0-0	0	0	0	0
Ole Miss										
TOTAL	11/11	31	42	73	2.5-8	0.5-4	0	1	0	1



KEYTAON THOMPSON

Quarterback

Junior • 6-4 • 235

New Orleans, La. (Landry-Walker)

Major: Sports Studies

10

- Exceptional dual-threat quarterback, who is 2-0 as a starter with 18 career touchdowns
- Led the Bulldogs to a 2017 TaxSlayer Bowl victory in his first career start
- Also started the 2018 season opener in place of Nick Fitzgerald
- Played in 19 games with two starts
- Owns three 100-yard rushing games
- Has not seen any action in 2019

THOMPSON'S CAREER PASSING/RUSHING STATS

YEAR	G/S	CMP	ATT	INT	PCT	YDS	TD	LG	RUSH	YDS	TD	LG
2017	10/1	32	66	2	.485	388	2	32	75	448	6	40
2018	9/1	18	39	1	.462	458	6	84	24	226	4	25
2019	0/0	0	0	0	.000	0	0	0	0	0	0	0
TOTAL	19/2	50	105	3	.476	846	8	84	99	672	10	40

THOMPSON'S 2019 GAME-BY-GAME PASSING/RUSHING STATS

OPPONENT	G/S	CMP	ATT	INT	PCT	YDS	TD	LG	RUSH	YDS	TD	LG
at Louisiana					---DNP---							
Southern Miss					---DNP---							
Kansas State					---DNP---							
Kentucky					---DNP---							
at Auburn					---DNP---							
at Tennessee					---DNP---							
LSU					---DNP---							
at Texas A&M					---DNP---							
at Arkansas					---DNP---							
Alabama					---DNP---							
Abilene Christian					---DNP---							
Ole Miss												
TOTAL	0/0	0	0	0	.000	0	0	0	0	0	0	0



TIM WASHINGTON

Linebacker

Senior • 6-3 • 240

Yazoo City, Miss. (Yazoo City)

Major: Workforce Education Leadership



41


- An imposing, veteran linebacker who is an option at the position
- Played in 48 career games and serves as the backup Mike linebacker
- An SEC graduate, who earned his undergraduate degree in industrial technology in May
- Totaled 51 career tackles, including 3.5 for loss
- Tied for fifth in the SEC in forced fumbles (2) this season
- Collected a season-high six tackles, including 1.0 for loss, **vs. Kansas State (9/14)**
- Recorded two tackles including the first sack of his career **vs. Kentucky (9/21)**
- Totaled four tackles and forced two fumbles, the firsts of his career, **at #7 Auburn (9/28)**
- Did not see action **at Tennessee (10/12)** due to an upper-body injury
- Came off the bench for two tackles **vs. #4 Alabama (11/16)**
- Tied for second on the team with seven sacks, including three solo stops, **vs. Abilene Christian (11/23)**
- Also had broke up one pass against the Wildcats

WASHINGTON'S CAREER DEFENSIVE STATS

YEAR	G/S	UA	A	TT	TFL-YDS	SACKS-YDS	INT	PD	FF	FR
2016	12/0	0	0	0	0-0	0-0	0	0	0	0
2017	13/0	1	7	8	0-0	0-0	0	0	0	0
2018	13/0	5	16	21	1.5-3	0-0	0	0	0	0
2019	10/0	9	13	22	2.0-8	1.0-7	0	1	2	0
TOTAL	48/0	15	36	51	3.5-11	1.0-7	0	1	2	0

WASHINGTON'S 2019 GAME-BY-GAME DEFENSIVE STATS

OPPONENT	G/S	UA	A	TT	TFL-YDS	SACKS-YDS	INT	PD	FF	FR
at Louisiana	1/0	0	0	0	0.0-0	0.0-0	0	0	0	0
Southern Miss	1/0	0	0	0	0.0-0	0.0-0	0	0	0	0
Kansas State	1/0	1	5	6	1.0-1	0.0-0	0	0	0	0
Kentucky	1/0	1	1	2	1.0-7	1.0-7	0	0	0	0
at Auburn	1/0	4	0	4	0.0-0	0.0-0	0	0	2	0
at Tennessee					---DNP---					
LSU	1/0	0	0	0	0.0-0	0.0-0	0	0	0	0
at Texas A&M	1/0	0	1	1	0.0-0	0.0-0	0	0	0	0
at Arkansas	1/0	0	0	0	0.0-0	0.0-0	0	0	0	0
Alabama	1/0	0	2	2	0.0-0	0.0-0	0	0	0	0
Abilene Christian	1/0	3	4	7	0.0-0	0.0-0	0	1	0	0
Ole Miss										
TOTAL	10/0	9	13	22	2.0-8	1.0-7	0	1	2	0



AUSTIN WILLIAMS

Wide Receiver
Sophomore • 6-3 • 200
Ocean Springs, Miss. (Ocean Springs)
Major: Finance

85

- Promising sophomore receiver with good size and tremendous hands
- Appeared in 24 contests, making five starts
- Collected 20 receptions for 247 career yards and five touchdowns for his career
- Had a 12-yard TD catch to give MSU a 35-14 lead in the fourth quarter **vs. Louisiana (8/31)**
- It was the fourth TD catch of his career and his first since hauling in a pair of TD passes vs. Arkansas on Nov. 17, 2018
- Made a 10-yard catch in the fourth quarter **at Texas A&M (10/26)**, his first since the SEC opener
- Provided his second multi-catch game of the year with two catches for 18 yards in win **at Arkansas (11/2)**
- Caught a six-yard touchdown pass in the fourth quarter **vs. Abilene Christian (11/23)** for his second touchdown of the year and fifth of his career

WILLIAMS' CAREER RECEIVING STATS

YEAR	G/S	REC	YDS	AVG	TD	LP/OPPONENT
2018	13/5	10	137	13.7	3	33/ARKANSAS
2019	11/0	10	110	11.0	2	28/LOUISIANA
TOTAL	24/5	20	247	12.4	5	33/ARKANSAS

WILLIAMS' 2019 GAME-BY-GAME RECEIVING STATS

OPPONENT	G/S	REC	YDS	AVG	TD	LG
at Louisiana	1/0	3	43	14.3	1	28
Southern Miss	1/0	1	13	13.0	0	13
Kansas State	1/0	0	0	0.0	0	0
Kentucky	1/0	1	20	20.0	0	20
at Auburn	1/0	0	0	0.0	0	0
at Tennessee	1/0	0	0	0.0	0	0
LSU	1/0	0	0	0.0	0	0
at Texas A&M	1/0	1	10	10.0	0	10
at Arkansas	1/0	2	18	9.0	0	11
Alabama	1/0	0	0	0.0	0	0
Abilene Christian	1/0	2	6	3.0	1	6
Ole Miss						
TOTAL	11/0	10	110	11.0	2	28



TYLER WILLIAMS

Cornerback
Sophomore • 6-2 • 175
Oxford, Miss. (Lafayette)
Major: Business Administration

13

- Lockdown, lengthy corner who is poised for a strong sophomore campaign
- Appeared in 15 games with three starts to his credit
- Totaled 26 career tackles and has broken up four passes
- Broke up a career-high two passes **vs. Louisiana (8/31)**
- Set career high with three tackles **vs. Southern Miss (9/7)** and added the first fumble recovery of his career
- Earned the start in place of an injured Cameron Dantzler **vs. Kansas State (9/14)** and collected three tackles
- Did not see action **at #7 Auburn (9/28)**, **at Tennessee (10/12)** and **vs. #2 LSU (10/19)** due to injury
- Returned from injury, seeing his first action since Week 4 when he made one tackle and notched a quarterback hurry **at Texas A&M (10/27)**
- Made his second career start and collected one tackle **at Arkansas (11/2)**
- Racked up a career-best eight tackles and the first forced fumble of his career **vs. #4 Alabama (11/16)** ... Forced fumble came in the first quarter

WILLIAMS' CAREER DEFENSIVE STATS

YEAR	G/S	UA	A	TT	TFL-YDS	SACKS-YDS	INT	PBU	FF	FR
2018	9/0	4	2	6	0.0-0	0.0-0	0	1	0	0
2019	8/4	8	12	20	0.0-0	0.0-0	0	3	1	1
TOTAL	17/4	12	14	26	0.0-0	0.0-0	0	4	1	1

WILLIAMS' 2019 GAME-BY-GAME DEFENSIVE STATS

OPPONENT	G/S	UA	A	TT	TFL-YDS	SACKS-YDS	INT	PBU	FF	FR
at Louisiana	1/0	0	0	0	0.0-0	0.0-0	0	2	0	0
Southern Miss	1/0	1	2	3	0.0-0	0.0-0	0	0	0	1
Kansas State	1/1	0	3	3	0.0-0	0.0-0	0	0	0	0
Kentucky	1/0	2	1	3	0.0-0	0.0-0	0	1	0	0
at Auburn					---DNP---					
at Tennessee					---DNP---					
LSU					---DNP---					
at Texas A&M	1/0	1	0	1	0.0-0	0.0-0	0	0	0	0
at Arkansas	1/1	1	0	1	0.0-0	0.0-0	0	0	0	0
Alabama	1/1	3	5	8	0.0-0	0.0-0	0	0	1	0
Abilene Christian	1/1	0	1	1	0.0-0	0.0-0	0	0	0	0
Ole Miss										
TOTAL	8/4	8	11	19	0-0	0-0	0	3	1	1



LEE WITHERSPOON

Running Back
Freshman • 5-10 • 205
Birmingham, Ala. (North Jackson)
Major: Undeclared

22

- Outstanding true freshman running back who shattered Alabama state records at North Jackson High School
- Holds Alabama state records for single-season rushing TDs (53) and total TDs (59)
- Recorded first career TD with a 22-yard run in the fourth quarter **vs. Southern Miss (9/7)**
- Finished with 40 yards on seven carries against the Golden Eagles
- Saw significant action in second half **vs. #2 LSU (10/19)**, catching two passes for 16 yards
- Returned the first kickoff of his career with a 15-yard return in the fourth quarter at **Texas A&M (10/26)**
- Delivered his highest output in an SEC game with 24 yards on the ground on five carries at **Arkansas (11/2)**

WITHERSPOON'S CAREER RUSHING/RECEIVING STATS

YEAR	G/S	RUSH	YDS	AVG	TD	LG	REC	YDS	AVG	TD	LG
2019	9/0	18	84	4.7	1	22	3	19	6.3	0	18
Total	9/0	18	84	4.7	1	22	3	19	6.3	0	18

WITHERSPOON'S 2019 GAME-BY-GAME RUSHING/RECEIVING STATS

OPPONENT	G/S	RUSH	YDS	AVG	TD	LG	REC	YDS	AVG	TD	LG
at Louisiana							---	DNP---			
Southern Miss	1/0	7	40	5.7	1	22	0	0	0.0	0	0
Kansas State	1/0	3	4	1.3	0	2	0	0	0.0	0	0
Kentucky	1/0	0	0	0.0	0	0	0	0	0.0	0	0
at Auburn	1/0	2	3	2.5	0	0	0	0	0.0	0	0
at Tennessee							---	DNP---			
LSU	1/0	0	0	0.0	0	0	2	16	8.0	0	12
at Texas A&M	1/0	0	0	0.0	0	0	0	0	0.0	0	0
at Arkansas	1/0	5	24	4.8	0	9	0	0	0.0	0	0
Alabama	1/0	0	0	0.0	0	0	1	3	3.0	0	3
Abilene Christian	1/0	1	13	13.0	0	13	0	0	0.0	0	0
Ole Miss											
TOTAL	9/0	18	84	4.7	1	22	3	19	6.3	0	18



ISAIAH ZUBER

Wide Receiver
Senior • 6-0 • 190
Stone Mountain, Ga. (Kansas State)
Major: Workforce Education Leadership



12

- An athletic, lockdown graduate transfer who can play multiple receiver positions
- Also contributes on special teams as the primary kickoff return option
- Kansas State's top receiver in 2018 with 52 catches, 619 yards and five touchdowns
- Including his Kansas State career, has caught 13 career touchdown passes (2 at MSU, 11 at KState)
- Made his MSU debut **vs. Louisiana (8/31)**, hauling in a reception for 14 yards
- Returned two kicks vs. the Ragin' Cajuns for a total of 36 yards
- Made his first start as a Bulldog **vs. Kentucky (9/21)**, recording three receptions for 16 yards
- Hauled in a 20-yard catch **at #7 Auburn (9/28)**
- Earned his second start of the season **at Tennessee (10/12)**, rushing one time for four yards
- Solid game vs. **#2 LSU (10/19)**, making three catches for 53 yards, including a long of 29
- Provided a season-long 28-yard kickoff return in the second quarter against the Tigers
- MSU's top receiver **at Texas A&M (10/26)**, notching the first two TDs of his Bulldog career on a three-catch, 58-yard day ... Was the third 2-TD game of his career (had two as a junior at Kansas State) ... Both TDs came in the second half, including a 38-yarder in the fourth quarter
- Became the first Bulldog of the season with a 2-TD receiving game and first since Austin Williams vs. Arkansas in 2018
- Finished the Texas A&M game with 140 all-purpose yards, second-most on the day, after a season-high 80 yards on kickoff returns (averaged 20.0 ypr)

ZUBER'S MSU CAREER RECEIVING STATS

YEAR	G/S	REC	YDS	AVG	TD	LP/OPPONENT
2019	11/2	14	211	15.1	2	38/TEXAS A&M
TOTAL	11/2	14	211	15.1	2	38/TEXAS A&M

ZUBER'S MSU CAREER KICK RETURN STATS

YEAR	G/S	KR	YDS	AVG	LG	TD
2019	11/2	9	171	19.0	28	0
TOTAL	11/2	9	171	19.0	28	0

ZUBER'S 2019 GAME-BY-GAME RECEIVING STATS

OPPONENT	G/S	REC	YDS	AVG	TD	LG
at Louisiana	1/0	1	14	14.0	0	14
Southern Miss	1/0	2	23	11.5	0	17
Kansas State	1/0	0	0	0.0	0	0
Kentucky	1/1	3	16	5.3	0	7
at Auburn	1/0	1	20	20.0	0	20
at Tennessee	1/1	0	0	0.0	0	0
LSU	1/0	3	53	17.7	0	29
at Texas A&M	1/0	3	58	19.3	2	38
at Arkansas	1/0	1	27	27.0	0	27
Alabama	1/0	0	0	0.0	0	0
Abilene Christian	1/0	0	0	0.0	0	0
Ole Miss						
TOTAL	11/2	14	211	15.1	2	38

GAME 1

MSU
Louisiana

38
28

Aug. 31, 2019
Mercedes-Benz Superdome
New Orleans, La.
22,440

Mississippi State

RUSHING	Att.	Gain	Lost	Net	TD	Long	Avg.
Kylin Hill	27	197	0	197	1	20	7.3
Tommy Stevens	11	44	7	37	1	14	3.4
Nick Gibson	2	27	0	27	1	19	13.5

PASSING	Com	Att	Int	Yds	TD	Long	Sacks
Tommy Stevens	20	30	0	236	2	31	2

RECEIVING	No.	Yds.	TD	Long
Osirus Mitchell	6	88	1	31
Stephen Guidry	4	36	0	19
Austin Williams	3	43	1	28
Deddrick Thomas	2	19	0	10
Isaiah Zuber	1	14	0	14
Dontea Jones	1	14	0	14
Kylin Hill	1	10	0	10
JaVonta Payton	1	9	0	9
Farrod Green	1	3	0	3

PUNTING	No.	Yds.	Avg.	Long	I20	TB
Tucker Day	2	80	40.0	42	2	0

FIELD GOALS	Att.	Made	Long	KICKS
Jordan Lawless	2	1	37	missed 27

ALL RETURNS	Punts			Kickoffs			Intercepted		
	No.	Yds.	Lg.	No.	Yds.	Lg.	No.	Yds.	Lg.
Isaiah Zuber	0	0	0	2	36	22	0	0	0
Cameron Dantzler	0	0	0	0	0	0	1	0	0
Maurice Smitherman	0	0	0	0	0	0	1	0	0
Malik Dear	2	40	40	0	0	0	0	0	0
Taury Dixon	1	0	0	0	0	0	0	0	0
Brian Cole II	0	0	0	1	18	18	0	0	0

Louisiana

RUSHING	Att.	Gain	Lost	Net	TD	Long	Avg.
Raymond Calais	8	80	0	80	0	26	10.0
Trey Ragas	9	63	0	63	1	17	7.0
Elija Mitchell	14	31	0	31	1	9	2.2
Levi Lewis	6	18	28	-10	1	10	-1.7

PASSING	Com	Att	Int	Yds	TD	Long	Sacks
Levi Lewis	23	9	2	267	1	32	1

RECEIVING	No.	Yds.	TD	Long
Jamal Bell	8	113	0	22
Ja'Mar Bradley	6	93	0	32
Raymond Calais	3	15	0	11
Peter LeBlanc	2	5	0	4
Elija Mitchell	2	4	0	7
Trey Ragas	1	19	0	19
Nick Ralston	1	11	1	11
Bria Smith Jr.	1	7	0	7

PUNTING	No.	Yds.	Avg.	Long	I20	TB
Rhys Byrns	3	133	44.3	46	1	0

FIELD GOALS	Att.	Made	Long	KICKS
none				

ALL RETURNS	Punts			Kickoffs			Intercepted		
	No.	Yds.	Lg.	No.	Yds.	Lg.	No.	Yds.	Lg.
Ja'Mar Bradley	0	0	0	2	38	23	0	0	0
Raymond Calais	0	0	0	1	19	19	0	0	0
Chris Smith	0	0	0	3	68	30	0	0	0

MSU Tops Louisiana In New Orleans, 38-28

Playing its first game in the Mercedes-Benz Superdome since 2007, MSU used 497 yards of total offense in **Tommy Stevens'** debut as quarterback to defeat Louisiana, 38-28, in New Orleans. **Kylin Hill** rushed for 197 yards on 27 carries, representing the highest rushing output by a Bulldog in a season opener in program history. Stevens, the graduate transfer from Penn State, didn't waste any time in making an impact as he orchestrated a six-play, 74-yard drive that culminated with a beautiful over-the-shoulder throw to **Osirus Mitchell** for a 31-yard touchdown with 12:27 in the first quarter. With the score tied at 14 all, MSU reeled off 21 unanswered points behind the Stevens-Hill combo. Both accounted for rushing touchdowns. **Malik Dear's** 40-yard punt return early in the fourth quarter set up a Stevens-to-**Austin Williams** 12-yard passing score on the ensuing play to make it 35-14. Stevens finished 20-of-30 with 236 yards passing. The Ragin' Cajuns rallied with 14 straight points, including a 99-yard drive late in the game. **Jordan Lawless'** first career made field goal, a 37-yarder with 1:02 to go, pushed it to a double-digit margin. **Erroll Thompson** led all tacklers with 10 and a fumble recovery. State forced four turnovers - three fumbles and one interception. **Cameron Dantzler** added seven tackles, one fumble recovery and an interception on UL's first offensive play of the game.

Mississippi State	7	14	7	10	- 38
Louisiana	7	7	0	14	- 28

1st	12:27	MSU	Osirus Mitchell 31 yd pass from Tommy Stevens (Jordan Lawless kick)
	03:17	UL	Elija Mitchell 3 yd run (Stevie Artigue kick)
2nd	09:18	MSU	Nick Gibson 8 yd run (Jordan Lawless kick)
	04:31	UL	Nick Ralston 11 yd pass from Levi Lewis (Stevie Artigue kick)
	00:31	MSU	Tommy Stevens 4 yd run (Jordan Lawless kick)
3rd	07:07	MSU	Kylin Hill 5 yd run (Jordan Lawless kick)
4th	13:07	MSU	Austin Williams 12 yd pass from Tommy Stevens (Jordan Lawless kick)
	09:56	UL	Levi Lewis 1 yd run (Stevie Artigue kick)
	02:45	UL	Trey Ragas 17 yd run (Stevie Artigue kick)
	01:02	MSU	Jordan Lawless 37 yd field goal

Team Stats

	MSU	UL
FIRST DOWNS	29	27
Rushing	15	10
Passing	13	16
Penalty	1	1
NET YARDS RUSHING	261	164
Rushing Attempts	40	37
Average Per Rush	6.5	4.4
NET YARDS PASSING	236	267
Completions-Attempts-Int	20-30-0	24-39-2
Average Per Attempt	7.9	6.8
Average Per Completion	11.8	11.1
TOTAL OFFENSE YARDS	497	431
Total offense plays	70	76
Average Gain Per Play	7.1	5.7
Fumbles: Number-Lost	2-2	3-3
Penalties: Number-Yards	5-40	5-45
PUNTS-YARDS	2-80	3-133
KICKOFFS-YARDS	7-400	5-262
Punt returns: Number-Yards-TD	3-40-0	0-0-0
Kickoff returns: Number-Yds-TD	3-54-0	6-125-0
Interceptions: Number-Yds-TD	1-0-0	0-0-0
Fumble Returns: Number-Yds-TD	0-0-0	0-0-0
Possession Time	31:03	28:57
Third-Down Conversions	4 of 9	4 of 10
Fourth-Down Conversions	1 of 2	0 of 1
Red-Zone Scores-Chances	5-6	4-5
Sacks By: Number-Yards	1-5	2-7
PAT Kicks	5-5	4-4
Field Goals	1-2	0-0
Points off turnovers	7	7

GAME 2

Southern Miss MSU

15
38

Sept. 7, 2019
Davis Wade Stadium
Starkville, Miss.
55,143

Southern Miss

RUSHING	Att.	Gain	Lost	Net	TD	Long	Avg.
Kevin Perkins	5	51	0	51	0	26	10.2
D. Harris	6	49	0	49	0	18	8.2
Darius Maberry	4	12	0	12	0	8	3.0
S. Anderson	2	11	0	11	0	11	5.5
Dee Baker	1	2	0	2	0	2	2.0
Jaylond Adams	2	2	0	2	0	2	1.0
Jordan Kempf	1	0	5	-5	0	0	-5.0
Jack Abraham	6	10	22	-12	0	4	-2.0

PASSING	Com	Att	Int	Yds	TD	Long	Sacks
Jack Abraham	18	26	2	234	2	65	2

RECEIVING	No.	Yds.	TD	Long
J. Mitchell	6	94	1	65
Tim Jones	5	73	0	25
Jaylond Adams	4	56	1	28
Trevor Terry	1	7	0	7
Kevin Perkins	1	3	0	3
Neil McLaurin	1	1	0	1

PUNTING	No.	Yds.	Avg.	Long	I20	TB
Zac Everett	3	125	41.7	43	0	0
Matt Bromell	2	45	22.5	29	0	0

FIELD GOALS	Att.	Made	Long	KICKS
Andrew Stein	1	0	--	missed 36

ALL RETURNS	Punts			Kickoffs			Intercepted		
	No.	Yds.	Lg.	No.	Yds.	Lg.	No.	Yds.	Lg.
Jaylond Adams	1	2	2	1	12	12	0	0	0
Dee Baker	0	0	0	1	26	26	0	0	0

Mississippi State

RUSHING	Att.	Gain	Lost	Net	TD	Long	Avg.
Kylin Hill	14	125	2	123	1	22	8.8
L. Witherspoon	7	40	0	40	1	22	5.7
Nick Gibson	5	32	1	31	1	13	6.2
Garrett Shrader	9	23	7	16	0	10	1.8
Tommy Stevens	6	14	14	0	0	6	0.0

PASSING	Com	Att	Int	Yds	TD	Long	Sacks
Garrett Shrader	7	11	0	71	0	17	1
Tommy Stevens	9	10	0	105	2	28	2

RECEIVING	No.	Yds.	TD	Long
Stephen Guidry	3	32	1	11
Osirus Mitchell	2	46	1	28
Isaiah Zuber	2	23	0	17
Kylin Hill	2	19	0	15
Dontea Jones	2	9	0	6
Austin Williams	1	13	0	13
Dedrick Thomas	1	12	0	12
JaVonta Payton	1	10	0	10
Cameron Gardner	1	7	0	7
Robert Rivers	1	5	0	5

PUNTING	No.	Yds.	Avg.	Long	I20	TB
Tucker Day	4	199	49.8	59	3	0

FIELD GOALS	Att.	Made	Long	KICKS
Jace Christmann	2	1	30	made 30; missed 43

ALL RETURNS	Punts			Kickoffs			Intercepted		
	No.	Yds.	Lg.	No.	Yds.	Lg.	No.	Yds.	Lg.
Malik Dear	1	8	8	0	0	0	0	0	0
C.J. Morgan	0	0	0	0	0	0	1	9	9
Martin Emerson	0	0	0	0	0	0	1	45	45

State Soars Past Golden Eagles in Home Opener, 38-15

In one of the hottest games in Davis Wade Stadium history, MSU jumped out to a 28-0 lead and secured a 38-15 victory over in-state foe Southern Miss to open the home 2019 slate. Kickoff temperature was 94 degrees, representing the hottest in Davis Wade Stadium since 1998. The heat had no effect on the Bulldogs, however. **Tommy Stevens**, making his Starkville debut, completed his first nine passes for 105 yards and two touchdowns before exiting the game due to injury late in the second quarter. Stevens' hot streak to start the game represented the most consecutive completions by an MSU QB since Dak Prescott against Arkansas in 2015. For the second straight game, the combination of Stevens to **Osirus Mitchell** put the Bulldogs on the board on the first drive. Stevens found Mitchell for a 28-yard touchdown with 9:36 to play, and he later connected with **Stephen Guidry** for an 11-yard score. The day belonged to **Kylin Hill**, who put on a show rushing for 123 yards and one touchdown against a stingy USM defense that was ranked in the top three nationally a year ago. True freshman **Garrett Shrader** spelled Stevens and fared well, going 7-of-11 in his first career action. MSU managed three takeaways, including interceptions from **C.J. Morgan** and true freshman **Martin Emerson**. **Brian Cole II** led all tacklers with seven, including one sack and 2.5 tackles for loss. **Marquiss Spencer** added one strip sack.

Southern Miss	0	0	7	8	- 15
Mississippi State	7	14	7	10	- 38

1st	09:36	MSU	Osirus Mitchell 28 yd pass from Tommy Stevens (Jace Christmann kick)
2nd	14:55	MSU	Stephen Guidry 11 yd pass from Tommy Stevens (Jace Christmann kick)
	00:42	MSU	Nick Gibson 13 yd run (Jace Christmann kick)
3rd	06:37	MSU	Kylin Hill 3 yd run (Jace Christmann kick)
	04:42	USM	Jaylond Adams 28 yd pass from Jack Abraham (Andrew Stein kick)
4th	14:12	MSU	Jace Christmann 30 yd field goal
	06:31	USM	J. Mitchell 65 yd pass from Jack Abraham (Trevor Terry pass from Jack Abraham)
	02:20	MSU	L. Witherspoon 22 yd run (Jace Christmann kick)

Team Stats

	USM	MSU
FIRST DOWNS	17	21
Rushing	7	10
Passing	10	11
Penalty	0	0
NET YARDS RUSHING	110	210
Rushing Attempts	27	41
Average Per Rush	4.1	5.1
NET YARDS PASSING	234	176
Completions-Attempts-Int	18-26-2	16-21-0
Average Per Attempt	9.0	8.4
Average Per Completion	13.0	11.0
TOTAL OFFENSE YARDS	344	386
Total offense plays	53	62
Average Gain Per Play	6.5	6.2
Fumbles: Number-Lost	2-1	0-0
Penalties: Number-Yards	1-5	2-10
PUNTS-YARDS	5-170	4-199
KICKOFFS-YARDS	3-195	7-454
Punt returns: Number-Yards-TD	1-2-0	1-8-0
Kickoff returns: Number-Yds-TD	2-38-0	0-0-0
Interceptions: Number-Yds-TD	0-0-0	2-54-0
Fumble Returns: Number-Yds-TD	0-0-0	0-0-0
Possession Time	26:14	33:46
Third-Down Conversions	2 of 9	3 of 9
Fourth-Down Conversions	0 of 0	0 of 0
Red-Zone Scores-Chances	0-1	4-4
Sacks By: Number-Yards	3-20	2-12
PAT Kicks	1-1	5-5
Field Goals	0-1	1-2
Points off turnovers	0	7

GAME 3

Kansas State #23 MSU

31
24

Sept. 14, 2019
Davis Wade Stadium
Starkville, Miss.
54,522

Kansas State

RUSHING	Att.	Gain	Lost	Net	TD	Long	Avg.
James Gilbert	17	62	3	59	0	11	3.5
Jordan Brown	5	41	0	41	1	17	8.2
Harry Trotter	5	25	0	25	0	9	5.0
Malik Knowles	2	12	0	12	0	7	6.0
Skylar Thompson	4	18	10	8	1	16	2.0
Wykeen Gill	1	3	0	3	0	3	3.0
TEAM	1	0	2	-2	0	0	-2.0

PASSING	Com	Att	Int	Yds	TD	Long	Sacks
Skylar Thompson	10	18	0	123	1	24	1

RECEIVING	No.	Yds.	TD	Long
Dalton Schoen	3	50	1	20
Wykeen Gill	2	9	0	6
Phillip Brooks	2	5	0	7
Nick Lenners	1	24	0	24
Landry Weber	1	23	0	23
Malik Knowles	1	12	0	12

PUNTING	No.	Yds.	Avg.	Long	I20	TB
Devin Ancil	5	253	50.6	61	1	2

FIELD GOALS	Att.	Made	Long	KICKS
Blake Lynch	1	1	35	made 35

ALL RETURNS	Punts			Kickoffs			Intercepted		
	No.	Yds.	Lg.	No.	Yds.	Lg.	No.	Yds.	Lg.
Phillip Brooks	2	45	25	0	0	0	0	0	0
Malik Knowles	0	0	0	3	124	100	0	0	0
AJ Parker	0	0	0	0	0	0	1	23	23
Seth Porter	1	-1	0	0	0	0	0	0	0
Denzel Goolsby	0	0	0	0	0	0	1	16	16
Jordan Brown	1	0	0	0	0	0	0	0	0

Mississippi State

RUSHING	Att.	Gain	Lost	Net	TD	Long	Avg.
Kylin Hill	24	116	5	111	0	22	4.6
Garrett Shrader	10	82	0	82	1	16	8.2
Tommy Stevens	7	19	14	5	1	4	0.7
Lee Witherspoon	3	4	0	4	0	2	1.3
Dontea Jones	0	-1	0	-1	0	0	0.0

PASSING	Com	Att	Int	Yds	TD	Long	Sacks
Tommy Stevens	7	15	2	100	1	35	2
Garrett Shrader	4	12	0	51	0	26	0

RECEIVING	No.	Yds.	TD	Long
Osirus Mitchell	5	74	1	35
Deddrick Thomas	2	32	0	26
Kylin Hill	2	20	0	12
Farrod Green	1	13	0	13
Dontea Jones	1	12	0	12

PUNTING	No.	Yds.	Avg.	Long	I20	TB
Tucker Day	6	242	40.3	55	0	0

FIELD GOALS	Att.	Made	Long	KICKS
Jace Christmann	1	1	47	made 47

ALL RETURNS	Punts			Kickoffs			Intercepted		
	No.	Yds.	Lg.	No.	Yds.	Lg.	No.	Yds.	Lg.
Deddrick Thomas	0	0	0	1	14	14	0	0	0
JaVonta Payton	0	0	0	2	40	24	0	0	0
Malik Dear	1	1	0	0	0	0	0	0	0
Brian Cole II	0	0	0	1	17	17	0	0	0

Kansas State Edges MSU, 31-24

Kylin Hill rushed for over 100 yards for the third consecutive game, but it was not enough as Kansas State scored 14 unanswered points in the fourth quarter to beat MSU, 31-24, on a hot morning kickoff in Davis Wade Stadium. It was the first meeting between the two teams in Starkville since 1974 and the first Power 5 non-conference team to visit Davis Wade Stadium since 2009. Malik Knowles took a kickoff back 100 yards for the Wildcats to tie the game at 24 all with 14:36 to go in the fourth. MSU was unable to muster anything offensively and K-State went 53 yards on six plays that culminated with a 15-yard touchdown pass with 5:37 to go. **Tommy Stevens**, battling an upper body injury sustained a week earlier, got the start but did not return early in the third quarter. The Bulldogs were decimated with injuries with CB **Cameron Dantzler**, RB **Nick Gibson** and OL **Dareuan Parker** all out. Stevens helped erase a 10-0 deficit, rushing for a two-yard touchdown following a muffed punt from the Wildcats. **Osirus Mitchell** then made a spectacular one-handed, 35-yard touchdown grab with 0:09 left in the half. True freshman **Garrett Shrader** spelled Stevens in the third quarter and displayed his toughness, orchestrating a 12-play, 79-yard drive that ate up 6:50. He finished it off with a two-yard touchdown dive. **Jace Christmann's** key 47-yard field goal to start the fourth look to have put the Bulldogs in firm control, up 24-17, before K-State mounted its comeback. The Bulldogs turned it over three times on the day, but did outgain the Wildcats 352-269. Leo Lewis produced a game-high 12 tackles, while **Brian Cole II** continued his hot start to the year with six tackles, one punishing strip sack and two tackles for loss.

Kansas State	3	14	0	14	- 31
Mississippi State	0	14	7	3	- 24

1st	02:23	KSU	Blake Lynch 35 yd field goal
2nd	13:31	KSU	Jordan Brown 7 yd run (Blake Lynch kick)
	05:39	MSU	Tommy Stevens 2 yd run (Jace Christmann kick)
	00:46	KSU	Skylar Thompson 1 yd run (Blake Lynch kick)
	00:09	MSU	Osirus Mitchell 35 yd pass from Tommy Stevens (Jace Christmann kick)
3rd	04:47	MSU	Garrett Shrader 5 yd run (Jace Christmann kick)
4th	14:50	MSU	Jace Christmann 47 yd field goal
	14:36	KSU	Malik Knowles 100 yd kickoff return (Blake Lynch kick)
	05:37	KSU	Dalton Schoen 15 yd pass from S. Thompson (Blake Lynch kick)

Team Stats

	K-STATE	MSU
FIRST DOWNS	17	21
Rushing	8	9
Passing	7	8
Penalty	2	4
NET YARDS RUSHING	146	201
Rushing Attempts	35	44
Average Per Rush	4.2	4.6
NET YARDS PASSING	123	151
Completions-Attempts-Int	10-18-0	11-27-2
Average Per Attempt	6.8	5.6
Average Per Completion	12.3	13.7
TOTAL OFFENSE YARDS	269	352
Total offense plays	53	71
Average Gain Per Play	5.1	5.0
Fumbles: Number-Lost	4-3	2-1
Penalties: Number-Yards	7-59	7-83
PUNTS-YARDS	5-253	6-242
KICKOFFS-YARDS	6-357	5-310
Punt returns: Number-Yards-TD	4-44-0	1-1-0
Kickoff returns: Number-Yds-TD	3-124-1	4-71-0
Interceptions: Number-Yds-TD	2-39-0	0-0-0
Fumble Returns: Number-Yds-TD	1-9-0	1-4-0
Possession Time	26:55	33:05
Third-Down Conversions	3 of 10	4 of 14
Fourth-Down Conversions	0 of 1	0 of 1
Red-Zone Scores-Chances	4-5	2-2
Sacks By: Number-Yards	2-13	1-10
PAT Kicks	4-4	3-3
Field Goals	1-1	1-1
Points off turnovers	10	17

GAME 4

Kentucky MSU

13
28

Sept. 21, 2019
Davis Wade Stadium
Starkville, Miss.
54,556

Kentucky

RUSHING	Att.	Gain	Lost	Net	TD	Long	Avg.
Asim Rose	9	105	0	105	0	31	11.7
Lynn Bowden	3	37	0	37	0	17	12.3
Kavosiey Smoke	10	28	3	25	1	12	2.5
TEAM	1	0	5	-5	0	0	-5.0
Sawyer Smith	5	4	12	-8	0	3	-1.6

PASSING	Com	Att	Int	Yds	TD	Long	Sacks
Sawyer Smith	15	41	1	232	0	39	3
Lynn Bowden	0	1	0	0	0	0	0

RECEIVING	No.	Yds.	TD	Long
Lynn Bowden	7	129	0	39
Josh Ali	5	61	0	20
Keaton Upshaw	1	19	0	19
Ahmad Wagner	1	15	0	15
Clevan Thomas	1	8	0	8

PUNTING	No.	Yds.	Avg.	Long	I20	TB
Max Duffy	3	154	51.3	56	1	2

FIELD GOALS	Att.	Made	Long	KICKS
Chance Poore	3	1	40	made 40; missed 47; missed 26
Matt Ruffolo	1	1	29	made 29

ALL RETURNS	Punts			Kickoffs			Intercepted		
	No.	Yds.	Lg.	No.	Yds.	Lg.	No.	Yds.	Lg.
Lynn Bowden	1	25	25	1	19	19	0	0	0
Quandre Mosely	0	0	0	0	0	0	1	39	39
Drew Schlegel	0	0	0	1	3	3	0	0	0

Mississippi State

RUSHING	Att.	Gain	Lost	Net	TD	Long	Avg.
Garrett Shrader	11	139	14	125	0	49	11.4
Kylin Hill	26	126	6	120	3	18	4.6
Malik Dear	1	0	0	0	0	0	0.0
TEAM	2	0	4	-4	0	0	-2.0

PASSING	Com	Att	Int	Yds	TD	Long	Sacks
Garrett Shrader	17	22	1	180	0	25	2

RECEIVING	No.	Yds.	TD	Long
Osirus Mitchell	4	36	0	14
Farrod Green	3	20	0	13
Isaiah Zuber	3	16	0	7
Dedrick Thomas	2	46	0	25
Malik Dear	2	28	0	20
JaVonta Payton	2	14	0	13
Austin Williams	1	20	0	20

PUNTING	No.	Yds.	Avg.	Long	I20	TB
Tucker Day	3	147	49.0	50	0	2

FIELD GOALS	Att.	Made	Long	KICKS
none	--	--	--	--

ALL RETURNS	Punts			Kickoffs			Intercepted		
	No.	Yds.	Lg.	No.	Yds.	Lg.	No.	Yds.	Lg.
Willie Gay Jr.	0	0	0	0	0	0	1	52	52

Shrader, MSU Close Out UK in SEC Opener, 28-13

The stage wasn't too big for true freshman quarterback **Garrett Shrader** in MSU's SEC opener. Shrader, making his first career start in just his third collegiate game, accounted for 305 yards of total offense, including 125 rushing on 11 carries, to lift the Bulldogs past Kentucky, 28-13, on Saturday in Davis Wade Stadium. Shrader was just the second MSU true freshman QB to start in an SEC game in the last 12 years. He was an efficient 17-of-22 for 180 yards through the air. Shrader accounted for all six of the Bulldogs' 20+ yard plays in the game. **Kylin Hill** was spectacular again, becoming the first Bulldog to rush for 100 or more yards in the first four games of a season. Hill rushed for 120 yards on 26 carries with a career-best three touchdowns. The Bulldogs got on the board via their defense on the fifth play of the game. **Willie Gay Jr.**, in on his first play of the year after missing the first three games due to a violation of team rules, stepped in front of a Sawyer Smith pass and returned it 52 yards for a touchdown. The Bulldogs chewed up clock in the second quarter with impressive drives. Hill finished one on a 12-yard highlight reel touchdown run as he leaped from the four-yard line and extended the ball inside the pylon for the score. On the ensuing possession, Shrader engineered a 10-play, 80-yard drive that took 5:00. His 36-yard rush set up another Hill touchdown that made it 21-3 at the half. The Wildcats responded with 10 unanswered. With the score a one-possession game and 4:32 remaining, Shrader conducted a six-play, 75 yard drive and extended the drive with a 49-yard rush on third down. Hill finished it off with another score. The Bulldogs held Kentucky to 1-of-12 on third down. **C.J. Morgan** led MSU with nine tackles. **Jaquarius Landrews** added seven tackles and a game-high four pass breakups.

Kentucky	3	0	7	3	- 13
Mississippi State	7	14	0	7	- 28

1st	13:35	MSU	Willie Gay Jr. 52 yd interception return (Jace Christmann kick)
	02:49	UK	Chance Poore 40 yd field goal
2nd	13:24	MSU	Kylin Hill 12 yd run (Jace Christmann kick)
	04:45	MSU	Kylin Hill 2 yd run (Jace Christmann kick)
3rd	05:30	UK	Kavosiey Smoke 2 yd run (Chance Poore kick)
4th	04:39	UK	Matt Ruffolo 29 yd field goal
	01:39	MSU	Kylin Hill 1 yd run (Jace Christmann kick)

Team Stats

	UK	MSU
FIRST DOWNS	21	22
Rushing	9	12
Passing	10	9
Penalty	2	1
NET YARDS RUSHING	154	241
Rushing Attempts	28	40
Average Per Rush	5.5	6.0
NET YARDS PASSING	232	180
Completions-Attempts-Int	15-42-1	17-22-1
Average Per Attempt	5.5	8.2
Average Per Completion	15.5	10.6
TOTAL OFFENSE YARDS	386	421
Total offense plays	70	62
Average Gain Per Play	5.5	6.8
Fumbles: Number-Lost	1-0	1-1
Penalties: Number-Yards	5-40	5-45
PUNTS-YARDS	3-154	3-147
KICKOFFS-YARDS	4-260	5-295
Punt returns: Number-Yards-TD	1-25-0	0-0-0
Average Per Return	25.0	0.0
Kickoff returns: Number-Yds-TD	2-22-0	0-0-0
Average Per Return	11.0	0.0
Interceptions: Number-Yds-TD	1-39-0	1-52-1
Fumble Returns: Number-Yds-TD	0-0-0	0-0-0
Possession Time	26:54	33:06
Third-Down Conversions	1 of 12	6 of 10
Fourth-Down Conversions	3 of 4	0 of 0
Red-Zone Scores-Chances	2-4	3-4
Sacks By: Number-Yards	2-14	3-16
PAT Kicks	1-1	4-4
Field Goals	2-4	0-0
Points off turnovers	7	7

GAME 5

MSU
#7/7 Auburn

23
56

Sept. 28, 2019
Jordan-Hare Stadium
Auburn, Ala.
87,451

Mississippi State

RUSHING	Att.	Gain	Lost	Net	TD	Long	Avg.
Garrett Shrader	16	112	23	89	1	24	5.6
Kylin Hill	17	51	6	45	0	13	2.6
Lee Witherspoon	2	3	0	3	0	2	1.5
Nick Gibson	1	0	1	-1	0	0	-1.0
TEAM	1	0	2	-2	0	0	-2.0
Tommy Stevens	1	0	16	-16	0	0	-16.0

PASSING	Com	Att	Int	Yds	TD	Long	Sacks
Garrett Shrader	12	23	0	209	2	47	1
Tommy Stevens	1	3	0	7	0	7	1

RECEIVING	No.	Yds.	TD	Long
Farrod Green	3	69	0	47
Osirus Mitchell	2	33	1	21
Dedrick Thomas	2	22	0	12
Kylin Hill	2	21	0	18
JaVonta Payton	1	30	0	30
Isaiah Zuber	1	20	0	20
Georquarius Spivey	1	12	0	12
Stephen Guidry	1	9	1	9

PUNTING	No.	Yds.	Avg.	Long	I20	TB
Tucker Day	4	168	42.0	45	1	0
Reed Bowman	2	82	41.0	51	1	0

FIELD GOALS	Att.	Made	Long	KICKS
Jace Christmann	1	1	27	made 27

ALL RETURNS	Punts			Kickoffs			Intercepted		
	No.	Yds.	Lg.	No.	Yds.	Lg.	No.	Yds.	Lg.
JaVonta Payton	0	0	0	1	16	0	0	0	0

Auburn

RUSHING	Att.	Gain	Lost	Net	TD	Long	Avg.
Bo Nix	7	60	4	56	1	30	8.0
J. Whitlow	10	56	1	55	3	30	5.5
D.J. Williams	7	33	1	32	0	9	4.6
Kam Martin	8	36	5	31	1	16	3.9
A. Schwartz	3	25	0	25	1	13	8.3
Shaun Shivers	4	22	0	22	0	10	5.5
Eli Stove	1	3	0	3	0	3	3.0
Malik Miller	1	1	0	1	0	1	1.0
TEAM	2	0	2	-2	0	0	-1.0
Joey Gatewood	2	1	7	-6	0	1	-3.0

PASSING	Com	Att	Int	Yds	TD	Long	Sacks
Bo Nix	16	21	0	335	2	48	1
Joey Gatewood	2	3	0	26	0	11	1

RECEIVING	No.	Yds.	TD	Long
Seth Williams	8	161	2	39
Anthony Schwartz	2	67	0	48
Sal Cannella	2	39	0	31
Will Hastings	2	25	0	21
Eli Stove	1	27	0	27
Malik Miller	1	16	0	11
Jay Jay Wilson	1	16	0	16
Zach Farrar	1	10	0	10

PUNTING	No.	Yds.	Avg.	Long	I20	TB
Arryn Siposs	1	43	43.0	43	0	0

FIELD GOALS	Att.	Made	Long	KICKS
--	--	--	--	--

ALL RETURNS	Punts			Kickoffs			Intercepted		
	No.	Yds.	Lg.	No.	Yds.	Lg.	No.	Yds.	Lg.
N. Igbinoghene	0	0	0	1	21	21	0	0	0
Christian Tutt	3	34	18	0	0	0	0	0	0

Big First Half Carries No. 7 Auburn Past MSU, 56-23

No. 7 Auburn, playing its SEC home opener, scored 21 straight points in the first seven minutes of the game and never looked back as MSU fell 56-23, in a sold-out night game in Jordan-Hare Stadium. The Bulldogs went three and out on their first series, and the Tigers immediately capitalized with great field position and scored on their first play from scrimmage. The score was 21-0 after Auburn took advantage of a **JaVonta Payton** fumble on a kickoff. MSU starting quarterback **Tommy Stevens** suffered a lower body injury on the second series of the game and missed the remainder of the contest. He was once again spelled by true freshman **Garrett Shrader**. Shrader, in his first SEC road appearance, accounted for all three Bulldog touchdowns, firing two TD passes and adding a rushing score. He finished with 298 yards of total offense and got MSU on the board after finishing off a 12-play, 75-yard drive with a **Stephen Guidry** 9-yard pass late in the first quarter. MSU trailed 42-9 at the break, and added touchdowns courtesy of **Osirus Mitchell** and Shrader. His 7-yard touchdown run with 0:50 remaining put him at 89 rushing yards on the night against a stellar Auburn defense. **Farrod Green** led MSU in receiving with 69 yards. **Leo Lewis** and **C.J. Morgan** led all Bulldog tacklers with eight apiece. Lewis had seven solo stops, a tackle for a loss, one forced fumble and one fumble recovery. MSU won the turnover battle, forcing three on the night to extend the consecutive streak to 21 straight games of a takeaway. The Bulldogs were without the services of six players on their two-deep depth chart.

Mississippi State	6	3	7	7	- 23
Auburn	21	21	7	7	- 56

1st	12:55	AU	J. Whitlow 30 yd run (Anders Carlson kick)
	09:46	AU	Bo Nix 9 yd run (Anders Carlson kick)
	08:59	AU	A. Schwartz 13 yd run (Anders Carlson kick)
	02:20	MSU	Stephen Guidry 9 yd pass from Garrett Shrader (Jace Christmann kick failed)
2nd	13:18	AU	J. Whitlow 3 yd run (Anders Carlson kick)
	07:55	MSU	Jace Christmann 27 yd field goal
	05:33	AU	Seth Williams 39 yd pass from Bo Nix (Anders Carlson kick)
	00:12	AU	J. Whitlow 3 yd run (Anders Carlson kick)
3rd	13:28	AU	Seth Williams 32 yd pass from Bo Nix (Anders Carlson kick)
	02:13	MSU	Osirus Mitchell 21 yd pass from Garrett Shrader (Jace Christmann kick)
4th	14:16	AU	Kam Martin 7 yd run (Anders Carlson kick)
	00:50	MSU	Garrett Shrader 7 yd run (Jace Christmann kick)

Team Stats

	MSU	AU
FIRST DOWNS	21	25
Rushing	8	9
Passing	10	13
Penalty	3	3
NET YARDS RUSHING	118	217
Rushing Attempts	38	45
Average Per Rush	3.1	4.8
NET YARDS PASSING	216	361
Completions-Attempts-Int	13-26-0	18-24-0
Average Per Attempt	8.3	15.0
Average Per Completion	16.6	20.1
TOTAL OFFENSE YARDS	334	578
Total offense plays	64	69
Average Gain Per Play	5.2	8.4
Fumbles: Number-Lost	3-2	4-3
Penalties: Number-Yards	9-70	5-37
PUNTS-YARDS	6-250	1-43
KICKOFFS-YARDS	5-273	9-583
Punt returns: Number-Yards-TD	0-0-0	3-34-0
Kickoff returns: Number-Yds-TD	1-16-0	1-21-0
Interceptions: Number-Yds-TD	0-0-0	0-0-0
Fumble Returns: Number-Yds-TD	0-0-0	0-0-0
Possession Time	32:35	27:25
Third-Down Conversions	3 of 12	6 of 10
Fourth-Down Conversions	1 of 2	0 of 1
Red-Zone Scores-Chances	3-4	5-5
Sacks By: Number-Yards	2-11	2-25
PAT Kicks	2-3	8-8
Field Goals	1-1	0-0
Points off turnovers	0	14

GAME 6

MSU

Tennessee

10

20

Oct. 12, 2019
Neyland Stadium
Knoxville, Tenn.
85,462

Mississippi State

RUSHING	Att.	Gain	Lost	Net	TD	Long	Avg.
Garrett Shrader	13	83	21	62	0	14	4.8
Tommy Stevens	9	39	13	26	0	10	2.9
Kylin Hill	11	19	6	13	0	4	1.2
JaVonta Payton	1	11	0	11	0	11	11.0
Nick Gibson	2	5	0	5	0	4	2.5
Isaiah Zuber	1	4	0	4	0	4	4.0

PASSING	Com	Att	Int	Yds	TD	Long	Sacks
Tommy Stevens	6	11	2	67	0	19	3
Garrett Shrader	5	10	1	79	1	21	4

RECEIVING	No.	Yds.	TD	Long
Osirus Mitchell	5	58	0	21
Stephen Guidry	2	36	0	19
Dedrick Thomas	2	25	1	17
Lee Witherspoon	1	18	0	18
Farrod Green	1	9	0	9

PUNTING	No.	Yds.	Avg.	Long	I20	TB
Tucker Day	4	173	43.2	56	0	0

FIELD GOALS	Att.	Made	Long	KICKS
Jace Christmann	2	1	51	made 51; missed 36

ALL RETURNS	Punts			Kickoffs			Intercepted		
	No.	Yds.	Lg.	No.	Yds.	Lg.	No.	Yds.	Lg.
Cameron Dantzler	0	0	0	0	0	0	1	0	0
Brian Cole II	0	0	0	1	9	9	1	0	0

Tennessee

RUSHING	Att.	Gain	Lost	Net	TD	Long	Avg.
Ty Chandler	16	63	0	63	0	15	3.9
Tim Jordan	19	65	6	59	1	15	3.1
Brian Maurer	3	41	0	41	0	23	13.7
Jawan Jennings	1	22	0	22	0	22	22.0
Eric Gray	2	7	0	7	0	5	3.5
Dominick Wood-Anderson	1	5	0	5	0	5	5.0
TEAM	1	0	2	-2	0	0	-2.0
Jarrett Guarantano	1	0	5	-5	0	0	-5.0

PASSING	Com	Att	Int	Yds	TD	Long	Sacks
Brian Maurer	4	7	2	61	0	28	0
Jarrett Guarantano	6	7	0	106	1	41	1

RECEIVING	No.	Yds.	TD	Long
Tyler Byrd	3	56	1	39
Jawan Jennings	3	17	0	15
Ramel Keyton	1	41	0	41
Dominick Wood-Anderson	1	28	0	28
Josh Palmer	1	16	0	16
Tim Jordan	1	9	0	9

PUNTING	No.	Yds.	Avg.	Long	I20	TB
Joe Doyle	4	185	46.2	57	2	1

FIELD GOALS	Att.	Made	Long	KICKS
Brent Cimaglia	2	2	49	49 made; 22 made

ALL RETURNS	Punts			Kickoffs			Intercepted		
	No.	Yds.	Lg.	No.	Yds.	Lg.	No.	Yds.	Lg.
Trevon Flowers	0	0	0	0	0	0	1	14	14
Kenneth George	0	0	0	0	0	0	1	24	24
Marquez Callaway	1	13	13	0	0	0	0	0	0
Nigel Warrior	0	0	0	0	0	0	1	-3	0
Ty Chandler	0	0	0	1	14	14	0	0	0

Tennessee Tops MSU, 20-10, in Rare Knoxville Trip

Playing its first game in Neyland Stadium since 2008, MSU struggled offensively in a 20-10 loss to Tennessee on Saturday morning. The Bulldogs trailed 10-3 at the half. **Jace Christmann** provided MSU with its lone points of the first half, drilling a 51-yard field goal that bounced off the crossbar and through midway through the second quarter. The Bulldogs erased Tennessee drives in the red zone as **Cameron Dantzler** picked off Brian Maurer's pass in the end zone with 11:06 in the first quarter followed by **Brian Cole II's** pick in the en zone with 2:19 in the second quarter. **Tommy Stevens** got the start at quarterback from MSU but was spelled by true freshman **Garrett Shrader** to start the second half. Shrader completed the game and was effective, finishing 5-of-10 for 79 yards through the air. He connected with **Dedrick Thomas** on a 17-yard strike to complete an eight-play, 90-yard drive with 8:27 to play in the game. Shrader extended the drive with a gritty 12-yard run on fourth down. He finished with 62 rushing yards. The Vols put the game out of reach on a 39-yard touchdown pass down the sideline with 2:35 to go, which culminated a 90-yard drive. **Erroll Thompson** notched a game-high 13 tackles, including one for loss. Cole, **Lee Autry** and **Kobe Jones** each added a tackle for loss.

Mississippi State	0	3	0	7	- 10
Tennessee	7	3	3	7	- 20

1st	04:56	UT	Tim Jordan 15 yd run (Brent Cimaglia kick)
2nd	07:40	MSU	Jace Christmann 51 yd field goal
	00:00	UT	Brent Cimaglia 49 yd field goal
3rd	06:12	UT	Brent Cimaglia 22 yd field goal
4th	08:27	MSU	Dedrick Thomas 17 yd pass from Garrett Shrader (Jace Christmann kick)
	02:35	UT	Tyler Byrd 39 yd pass from Jarrett Guarantano (Brent Cimaglia kick)

Team Stats

	MSU	UT
FIRST DOWNS	20	14
Rushing	10	7
Passing	8	7
Penalty	2	0
NET YARDS RUSHING	121	190
Rushing Attempts	37	44
Average Per Rush	3.3	4.3
NET YARDS PASSING	146	167
Completions-Attempts-Int	11-21-3	10-14-2
Average Per Attempt	7.0	11.9
Average Per Completion	13.3	16.7
TOTAL OFFENSE YARDS	267	357
Total offense plays	58	58
Average Gain Per Play	4.6	6.2
Fumbles: Number-Lost	1-0	0-0
Penalties: Number-Yards	4-15	3-34
PUNTS-YARDS	4-173	4-185
KICKOFFS-YARDS	3-176	4-260
Punt returns: Number-Yards-TD	0-0-0	1-13-0
Kickoff returns: Number-Yds-TD	1-9-0	1-14-0
Interceptions: Number-Yds-TD	2-0-0	3-35-0
Fumble Returns: Number-Yds-TD	0-0-0	0-0-0
Possession Time	26:58	33:02
Third-Down Conversions	5 of 12	7 of 15
Fourth-Down Conversions	1 of 1	0 of 0
Red-Zone Scores-Chances	1-2	2-4
Sacks By: Number-Yards	1-5	7-33
PAT Kicks	1-1	2-2
Field Goals	1-2	2-2
Points off turnovers	0	3

GAME 7

#2/3 LSU
MSU

36
13

Oct. 19, 2019
Davis Wade Stadium
Starkville, Miss.
59,282

LSU

RUSHING	Att.	Gain	Lost	Net	TD	Long	Avg.
C. Ed.-Helaire	11	55	2	53	0	17	4.8
Ty Davis-Price	6	49	0	49	0	19	8.2
John Emery Jr.	2	0	1	-1	0	0	-0.5
Team	2	0	4	-4	0	0	-2.0
Joe Burrow	4	11	22	-11	0	11	-2.8

PASSING	Com	Att	Int	Yds	TD	Long	Sacks
Joe Burrow	25	32	0	327	4	60	3
Myles Brennan	0	3	0	0	0	0	0

RECEIVING	No.	Yds.	TD	Long
Justin Jefferson	8	89	1	19
Ja'Marr Chase	5	48	1	18
Racey McMath	3	76	1	60
Thaddeus Moss	3	48	0	24
C. Ed.-Helaire	2	15	0	8
Steph. Sullivan	2	9	0	6
Derrick Dillon	1	37	1	37
Ty Davis-Price	1	5	0	5

PUNTING	No.	Yds.	Avg.	Long	I20	TB
Z.Von Rosenberg	5	233	46.6	57	2	1

FIELD GOALS	Att.	Made	Long	KICKS
Cade York	3	3	25	made 20; made 23; made 25

ALL RETURNS	Punts			Kickoffs			Intercepted		
	No.	Yds.	Lg.	No.	Yds.	Lg.	No.	Yds.	Lg.
C. Ed.-Helaire	0	0	0	2	24	22	0	0	0
JaCoby Stevens	0	0	0	0	0	0	1	9	9
Derek Stingley	1	2	2	0	0	0	0	0	0
Kristian Fulton	0	0	0	0	0	0	1	0	0

Mississippi State

RUSHING	Att.	Gain	Lost	Net	TD	Long	Avg.
Garrett Shrader	19	72	6	66	1	12	3.5
Kylin Hill	15	41	7	34	0	11	2.3
Deddrick Thomas	1	5	0	5	0	5	5.0
Nick Gibson	2	1	4	-3	0	1	-1.5

PASSING	Com	Att	Int	Yds	TD	Long	Sacks
Garrett Shrader	17	28	2	238	1	29	2

RECEIVING	No.	Yds.	TD	Long
Stephen Guidry	6	98	1	24
Isaiah Zuber	3	53	0	29
Deddrick Thomas	3	31	0	17
L. Witherspoon	2	16	0	12
Nick Gibson	1	24	0	24
Farrod Green	1	11	0	11
Kylin Hill	1	5	0	5

PUNTING	No.	Yds.	Avg.	Long	I20	TB
Tucker Day	5	214	42.8	70	1	1

FIELD GOALS	Att.	Made	Long	KICKS
--	--	--	--	--

ALL RETURNS	Punts			Kickoffs			Intercepted		
	No.	Yds.	Lg.	No.	Yds.	Lg.	No.	Yds.	Lg.
Isaiah Zuber	0	0	0	1	28	28	0	0	0
Malik Dear	2	3	7	0	0	0	0	0	0

MSU Falls To #2 LSU in Home CBS Contest, 36-13

With CBS making its first appearance in Davis Wade Stadium since 2015, No. 2 LSU jumped out to a 22-7 halftime lead and took advantage of three Mississippi State turnovers as the Bulldogs fell 36-13. MSU's defense did hold the Tigers' high-powered No. 1 offense to season lows in points (36) and total yards (413). State was within striking distance in the first half following **Garrett Shrader's** 12-yard TD run with 5:24 to go in the second quarter. Shrader, a true freshman making his second career start, accounted for 304 yards of total offense and two touchdowns on the day, throwing for a season-best 238 yards. He was State's leading rusher with 66 yards. MSU's defense limited LSU scoring drives to three field goals in the first two quarters, but the Tigers finished with two touchdowns in the final 5:05 of the first half. **Stephen Guidry** had his best game of the season, making six catches for 98 yards and one touchdown. Shrader found him on a 24-yard touchdown pass in the fourth quarter that capped a seven-play, 90-yard drive. **Martin Emerson**, another true freshman, got his first career start in place of an injured **Maurice Smitherman**. Seven Bulldogs accounted for at least 0.5 tackles for loss. **Jaquarius Landrews** turned in a team-high eight tackles. **Chauncey Rivers** collected a career-high 1.5 sacks, and C.J. Morgan registered a career-high four pass breakups.

LSU	3	19	14	0	- 36
Mississippi State	0	7	0	6	- 13

1st	07:52	LSU	Cade York 20 yd field goal
2nd	12:27	LSU	Cade York 23 yd field goal
	08:33	LSU	Cade York 25 yd field goal
	05:24	MSU	Garrett Shrader 12 yd run (Jace Christmann kick)
	05:07	LSU	Racey McMath 60 yd pass from Joe Burrow (Cade York kick failed)
	00:50	LSU	Ja'Marr Chase 8 yd pass from Joe Burrow (Cade York kick)
3rd	10:36	LSU	Derrick Dillon 37 yd pass from Joe Burrow (Cade York kick)
	05:36	LSU	Justin Jefferson 18 yd pass from Joe Burrow (Cade York kick)
4th	00:59	MSU	Stephen Guidry 24 yd pass from Garrett Shrader (Garrett Shrader pass failed)

Team Stats

	LSU	MSU
FIRST DOWNS	21	21
Rushing	8	5
Passing	10	12
Penalty	3	4
NET YARDS RUSHING	86	102
Rushing Attempts	25	37
Average Per Rush	3.4	2.8
NET YARDS PASSING	327	238
Completions-Attempts-Int	25-35-0	17-28-2
Average Per Attempt	9.3	8.5
Average Per Completion	13.1	14.0
TOTAL OFFENSE YARDS	413	340
Total offense plays	60	65
Average Gain Per Play	6.9	5.2
Fumbles: Number-Lost	1-0	1-1
Penalties: Number-Yards	7-88	13-109
PUNTS-YARDS	5-233	5-214
KICKOFFS-YARDS	8-518	3-179
Punt returns: Number-Yards-TD	1-2-0	2-3-0
Kickoff returns: Number-Yds-TD	2-24-0	1-28-0
Interceptions: Number-Yds-TD	2-9-0	0-0-0
Fumble Returns: Number-Yds-TD	1-1-0	0-0-0
Possession Time	25:39	34:21
Third-Down Conversions	3 of 11	3 of 12
Fourth-Down Conversions	0 of 0	0 of 2
Red-Zone Scores-Chances	5-5	1-1
Sacks By: Number-Yards	2-6	3-22
PAT Kicks	3-4	1-1
Field Goals	3-3	0-0
Points off turnovers	10	0

GAME 8

MSU
Texas A&M

30
49

Oct. 26, 2019
Kyle Field
College Station, Texas
102,025

Mississippi State

RUSHING	Att.	Gain	Lost	Net	TD	Long	Avg.
Kylin Hill	21	151	1	150	1	39	7.1
Garrett Shrader	14	79	15	64	0	14	4.6
Nick Gibson	3	25	0	25	0	8	8.3

PASSING	Com	Att	Int	Yds	TD	Long	Sacks
Garrett Shrader	13	30	1	194	3	38	2

RECEIVING	No.	Yds.	TD	Long
Isaiah Zuber	3	58	2	38
Dedrick Thomas	3	43	0	25
Stephen Guidry	2	59	1	32
Farrod Green	2	23	0	19
Austin Williams	1	10	0	10
Osirus Mitchell	1	9	0	9
Kylin Hill	1	-8	0	0

PUNTING	No.	Yds.	Avg.	Long	I20	TB
Tucker Day	3	134	44.7	50	0	0

FIELD GOALS	Att.	Made	Long	KICKS
Jace Christmann	1	1	33	made 33

ALL RETURNS	Punts			Kickoffs			Intercepted		
	No.	Yds.	Lg.	No.	Yds.	Lg.	No.	Yds.	Lg.
Isaiah Zuber	1	2	0	4	80	23	0	0	0
Lee Witherspoon	0	0	0	1	15	15	0	0	0

Texas A&M

RUSHING	Att.	Gain	Lost	Net	TD	Long	Avg.
Isaiah Spiller	22	93	3	90	1	24	4.1
Kellen Mond	9	76	0	76	2	25	8.4
C Richardson	6	28	0	28	1	13	4.7
Connor Blumrick	2	13	0	13	0	11	6.5

PASSING	Com	Att	Int	Yds	TD	Long	Sacks
Kellen Mond	17	23	0	234	3	52	0

RECEIVING	No.	Yds.	TD	Long
Quartney Davis	5	57	0	21
Jhamon Ausbon	4	55	1	19
Kendrick Rogers	4	44	1	16
J Wydermyer	2	63	1	52
Isaiah Spiller	1	13	0	13
Camron Buckley	1	2	0	2

PUNTING	No.	Yds.	Avg.	Long	I20	TB
Braden Mann	3	136	45.3	58	3	0

FIELD GOALS	Att.	Made	Long	KICKS
none				

ALL RETURNS	Punts			Kickoffs			Intercepted		
	No.	Yds.	Lg.	No.	Yds.	Lg.	No.	Yds.	Lg.
Jalen Preston	0	0	0	2	40	20	0	0	0
Devin Morris	0	0	0	0	0	0	1	0	0
Ainias Smith	1	10	10	3	49	21	0	0	0
Ryan Renick	0	0	0	1	11	11	0	0	0

MSU Drops Fourth Straight, 49-30, at Texas A&M

MSU turned it over three times and fell behind by 18 at the half as the Bulldogs lost their fourth consecutive game, 49-30, on Saturday afternoon at Texas A&M. The Bulldogs trailed 14-0 at the end of the first quarter, but Garrett Shrader found Stephen Guidry, who went up and grabbed a beautiful 32-yard pass in the endzone to make it 14-7 with 13:28 to go in the second quarter. MSU went four plays and 75 yards on that scoring drive. However, A&M answered with back-to-back scores to make it 28-7. Jace Christmann, making a return to his home state, drilled a 33-yard field goal just before the end of the first half. The Bulldogs were plagued by injuries going into the game and during the game as starting offensive linemen Stewart Reese and Greg Eiland as well as both starting cornerbacks. True freshmen Jarrian Jones and Martin Emerson made the start at corner. The Bulldogs offense picked up the pace in the second half as Shrader fired two touchdown passes to graduate transfer Isaiah Zuber, who had his best day of the season. Kylin Hill added a 1-yard touchdown run, capping a nine-play, 79-yard drive to start the fourth quarter. Hill finished with a game-high 150 yards on the ground for his fifth 100-yard game of the season. MSU's defense only managed two tackles for loss and no sacks on the day against a high-powered Aggie offense. Brian Cole II finished with a game-high nine tackles and one quarterback hurry, while Jaquarius Landrews collected eight tackles and one QB hurry. Chauncey Rivers and Cameron Young tallied a tackle for loss apiece.

Mississippi State	0	10	7	13	- 30
Texas A&M	14	14	14	7	- 49

1st	06:50	TAMU	Kellen Mond 1 yd run (Seth Small kick)
	00:10	TAMU	Kellen Mond 12 yd run (Seth Small kick)
2nd	13:28	MSU	Stephen Guidry 32 yd pass from Garrett Shrader (Jace Christmann kick)
	10:20	TAMU	Jhamon Ausbon 19 yd pass from Kellen Mond (Seth Small kick)
	05:34	TAMU	Kendrick Rogers 16 yd pass from Kellen Mond (Seth Small kick)
	00:37	MSU	Jace Christmann 33 yd field goal
3rd	13:20	TAMU	J Wydermyer 52 yd pass from Kellen Mond (Seth Small kick)
	07:48	MSU	Isaiah Zuber 14 yd pass from Garrett Shrader (Jace Christmann kick)
	01:17	TAMU	Isaiah Spiller 4 yd run (Seth Small kick)
4th	12:26	MSU	Kylin Hill 1 yd run (Jace Christmann kick)
	05:00	TAMU	C Richardson 2 yd run (Seth Small kick)
	00:49	MSU	Isaiah Zuber 38 yd pass from Garrett Shrader (Garrett Shrader pass failed)

Team Stats

	MSU	TAMU
FIRST DOWNS	22	24
Rushing	14	11
Passing	7	13
Penalty	1	0
NET YARDS RUSHING	239	207
Rushing Attempts	38	39
Average Per Rush	6.3	5.3
NET YARDS PASSING	194	234
Completions-Attempts-Int	13-30-1	17-23-0
Average Per Attempt	6.5	10.2
Average Per Completion	14.9	13.8
TOTAL OFFENSE YARDS	433	441
Total offense plays	68	62
Average Gain Per Play	6.4	7.1
Fumbles: Number-Lost	3-2	0-0
Penalties: Number-Yards	5-25	5-45
PUNTS-YARDS	3-134	3-136
KICKOFFS-YARDS	6-333	8-503
Punt returns: Number-Yards-TD	1-2-0	1-10-0
Kickoff returns: Number-Yds-TD	5-95-0	6-100-0
Interceptions: Number-Yds-TD	0-0-0	1-0-0
Fumble Returns: Number-Yds-TD	0-0-0	0-0-0
Possession Time	28:12	31:48
Third-Down Conversions	4 of 11	8 of 11
Fourth-Down Conversions	2 of 2	0 of 0
Red-Zone Scores-Chances	4-4	6-6
Sacks By: Number-Yards	0-0	2-15
PAT Kicks	3-3	7-7
Field Goals	1-1	0-0
Points off turnovers	0	21

GAME 9

MSU
Arkansas

54
24

Nov. 2, 2019
Donald W. Reynolds Razorback Stadium
Fayetteville, Ark.
52,256

Mississippi State

RUSHING	Att.	Gain	Lost	Net	TD	Long	Avg.
Kylin Hill	21	236	2	234	3	62	11.1
Nick Gibson	12	129	0	129	1	47	10.8
Tommy Stevens	15	76	2	74	0	15	4.9
Lee Witherspoon	5	24	0	24	0	9	4.8
Malik Dear	2	4	0	4	0	2	2.0
Isaiah Zuber	1	0	2	-2	0	0	-2.0
TEAM	1	0	3	-3	0	0	-3.0

PASSING	Com	Att	Int	Yds	TD	Long	Sacks
Tommy Stevens	12	18	0	172	2	42	0
Logan Burnett	1	1	0	8	0	8	0

RECEIVING	No.	Yds.	TD	Long
Deddrick Thomas	2	59	0	42
Austin Williams	2	18	0	11
Brad Cumbest	2	16	0	8
Osirus Mitchell	1	33	1	33
Isaiah Zuber	1	27	0	27
Malik Dear	1	8	0	8
Stephen Guidry	1	8	0	8
Geor'quarius Spivey	1	7	0	7
Farrod Green	1	3	1	3
Kylin Hill	1	1	0	1

PUNTING	No.	Yds.	Avg.	Long	I20	TB
Tucker Day	2	86	43.0	50	0	0

FIELD GOALS	Att.	Made	Long	KICKS
Jace Christmann	2	2	46	made 26; made 46

ALL RETURNS	Punts			Kickoffs			Intercepted		
	No.	Yds.	Lg.	No.	Yds.	Lg.	No.	Yds.	Lg.
Isaiah Zuber	0	0	0	2	27	18	0	0	0
Malik Dear	1	0	0	0	0	0	0	0	0
Marcus Murphy	0	0	0	0	0	0	1	32	32

Arkansas

RUSHING	Att.	Gain	Lost	Net	TD	Long	Avg.
Rakeem Boyd	11	115	1	114	1	52	10.4
KJ Jefferson	2	26	0	26	1	21	13.0
Treyton Burks	4	15	0	15	0	7	3.8
A'Montae Spivey	3	16	2	14	0	11	4.7
Devwah Whaley	2	12	0	12	0	8	6.0
John Stephen Jones	3	3	0	3	0	3	1.0

PASSING	Com	Att	Int	Yds	TD	Long	Sacks
Ben Hicks	4	13	1	44	0	23	0
John Stephen Jones	4	9	0	25	1	11	0
KJ Jefferson	1	2	0	32	0	32	0

RECEIVING	No.	Yds.	TD	Long
Tyson Morris	2	18	0	10
Mike Woods	2	15	1	11
Treyton Burks	1	32	0	32
Grayson Gunter	1	23	0	23
Trey Knox	1	9	0	9
Chase Harrell	1	6	0	6
Hudson Henry	1	-2	0	0

PUNTING	No.	Yds.	Avg.	Long	I20	TB
Sam Loy	6	262	43.7	59	2	1

FIELD GOALS	Att.	Made	Long	KICKS
Connor Limpert	1	1	40	40

ALL RETURNS	Punts			Kickoffs			Intercepted		
	No.	Yds.	Lg.	No.	Yds.	Lg.	No.	Yds.	Lg.
Treyton Burks	1	-1	0	5	134	42	0	0	0
Joe Foucha	0	0	0	1	3	3	0	0	0
De'Vion Warren	0	0	0	2	17	16	0	0	0

Offense Explodes in Historic Performance at
Arkansas, 54-24

Mississippi State pounded out 640 yards of total offense and 460 yards rushing – both school records for an SEC game – as the Bulldogs snapped a four-game losing streak with a dominating 54-24 victory over Arkansas in Razorback Stadium. MSU went over 600 yards of total offense for the third time in the **Joe Moorhead** era. **Kylin Hill** rushed for a career-high 234 yards – just 24 shy of the school record – and three touchdowns. **Tommy Stevens** made the start at quarterback as **Garrett Shrader** was limited by health issues during the week. Stevens guided State to points on its first drive of the game, going six plays for 82 yards that was set up by a 62-yard Hill run to the Arkansas 3-yard line. The grad transfer QB then ignited an 11-play, 80-yard drive that ate up 5:21 before culminating with a fade route, 33-yard touchdown to **Osirus Mitchell** with 5:31 to go in the first quarter. Hill had 198 yards and all three touchdowns in the first half. The Bulldogs put the game out of reach right before the half ended when **Marcus Murphy**, making his first career start, stepped in front of a pass and returned it 32 yards for a touchdown to make it 38-10 at the break. Murphy finished with a team-high eight tackles. State continued the onslaught with three consecutive scoring drives to start the second half. **Farrod Green** caught his first touchdown of the season, and **Jace Christmann** capped a dominating drive that lasted 7:23 with a 46-yard field goal. **Erroll Thompson** added eight tackles, while **Willie Gay Jr.** finished with five tackles, 0.5 for loss and one fumble recovery. The Bulldogs scored on eight of their 11 drives on the day.

Mississippi State	14	24	7	9	- 54
Arkansas	0	10	7	7	- 24

1st	12:11	MSU	Kylin Hill 4 yd run (Jace Christmann kick)
	05:31	MSU	Osirus Mitchell 33 yd pass from Tommy Stevens (Jace Christmann kick)
2nd	14:04	MSU	Jace Christmann 26 yd field goal
	10:24	AR	Rakeem Boyd 52 yd run (Connor Limpert kick)
	07:55	MSU	Kylin Hill 2 yd run (Jace Christmann kick)
	05:00	AR	Connor Limpert 40 yd field goal
	02:42	MSU	Kylin Hill 1 yd run (Jace Christmann kick)
	01:59	MSU	Marcus Murphy 32 yd interception return (Jace Christmann kick)
3rd	10:33	MSU	Farrod Green 3 yd pass from Tommy Stevens (Jace Christmann kick)
	04:03	AR	Mike Woods 11 yd pass from John Stephen Jones (Connor Limpert kick)
4th	11:40	MSU	Jace Christmann 46 yd field goal
	09:47	AR	KJ Jefferson 5 yd run (Connor Limpert kick)
	08:22	MSU	Nick Gibson 47 yd run (Kody Schexnayder rush failed)

Team Stats

	MSU	AR
FIRST DOWNS	27	10
Rushing	19	6
Passing	7	3
Penalty	1	1
NET YARDS RUSHING	460	184
Rushing Attempts	57	25
Average Per Rush	8.1	7.4
NET YARDS PASSING	180	101
Completions-Attempts-Int	13-19-0	9-24-1
Average Per Attempt	9.5	4.2
Average Per Completion	13.8	11.2
TOTAL OFFENSE YARDS	640	285
Total offense plays	76	49
Average Gain Per Play	8.4	5.8
Fumbles: Number-Lost	1-1	3-1
Penalties: Number-Yards	3-23	2-10
PUNTS-YARDS	2-86	6-262
KICKOFFS-YARDS	10-558	5-293
Punt returns: Number-Yards-TD	1-0-0	1--1-0
Kickoff returns: Number-Yds-TD	2-27-0	8-154-0
Interceptions: Number-Yds-TD	1-32-1	0-0-0
Fumble Returns: Number-Yds-TD	0-0-0	0-0-0
Possession Time	40:09	19:51
Third-Down Conversions	8 of 13	2 of 12
Fourth-Down Conversions	1 of 1	1 of 1
Red-Zone Scores-Chances	5-6	2-2
Sacks By: Number-Yards	0-0	0-0
PAT Kicks	6-6	3-3
Field Goals	2-2	1-1
Points off turnovers	7	3

GAME 10

#5/4/4 Alabama MSU

38
7

Nov. 16, 2019
Davis Wade Stadium
Starkville, Miss.
57,607

Mississippi State

RUSHING	Att.	Gain	Lost	Net	TD	Long	Avg.
Tommy Stevens	10	108	12	96	0	46	9.6
Nick Gibson	9	56	0	56	0	20	6.2
Kylin Hill	16	41	6	35	1	7	2.2
Isaiah Zuber	1	2	0	2	0	2	2.0
Garrett Shrader	1	0	1	-1	0	0	-1.0

PASSING	Com	Att	Int	Yds	TD	Long	Sacks
Tommy Stevens	12	21	1	82	0	30	1

RECEIVING	No.	Yds.	TD	Long
Kylin Hill	3	21	0	19
Stephen Guidry	3	18	0	10
Dedrick Thomas	2	6	0	5
Nick Gibson	2	4	0	5
Farrod Green	1	30	0	30
Lee Witherspoon	1	3	0	3

PUNTING	No.	Yds.	Avg.	Long	I20	TB
Tucker Day	5	197	39.4	48	1	0

FIELD GOALS	Att.	Made	Long	KICKS
--	--	--	--	--

ALL RETURNS	Punts			Kickoffs			Intercepted		
	No.	Yds.	Lg.	No.	Yds.	Lg.	No.	Yds.	Lg.
Dedrick Thomas	1	0	0	1	1	1	0	0	0

Alabama

RUSHING	Att.	Gain	Lost	Net	TD	Long	Avg.
Najee Harris	17	92	4	88	3	20	5.2
B. Robinson Jr.	8	56	0	56	0	20	7.0
Tyrell Shavers	1	14	0	14	0	14	14.0
Keilan Robinson	3	10	0	10	0	9	3.3
Tua Tagovailoa	2	0	8	-8	0	0	-4.0

PASSING	Com	Att	Int	Yds	TD	Long	Sacks
Tua Tagovailoa	14	18	0	256	2	37	1
Mac Jones	7	11	0	94	0	26	0

RECEIVING	No.	Yds.	TD	Long
Jerry Jeudy	7	114	0	37
DeVonta Smith	6	92	0	34
Najee Harris	3	51	1	23
Henry Ruggs III	3	39	0	26
Jaylen Waddle	1	35	1	35
J. Billingsley	1	19	0	19

PUNTING	No.	Yds.	Avg.	Long	I20	TB
Ty Perine	2	79	39.5	42	1	0

FIELD GOALS	Att.	Made	Long	KICKS
Joseph Bulovas	1	1	22	made 22

ALL RETURNS	Punts			Kickoffs			Intercepted		
	No.	Yds.	Lg.	No.	Yds.	Lg.	No.	Yds.	Lg.
Jaylen Waddle	2	28	26	0	0	0	0	0	0
Shane Lee	0	0	0	0	0	0	1	10	10

#4 Alabama Uses Big First Half To Beat MSU, 38-7

Fourth-ranked Alabama scored a pair of touchdowns in the first three minutes of the game to take control en route to dealing MSU a 38-7 setback in Davis Wade Stadium. On the first series, the Tide converted a big third down play for a 37-yard gain to Jerry Jeudy and scored two plays later. Then, Bulldog starting quarterback **Tommy Stevens** was intercepted on MSU's first play of scrimmage. On the ensuing play, the Tide completed a 19-yard touchdown. The Bulldogs had their best drive of the day on their second possession. Stevens provided a 27-yard rush and then found **Kylin Hill** for a 19-yard pass down to the Alabama 3. Three plays later, Hill capped an eight-play, 75-yard drive on a 1-yard rushing score that made it a seven point deficit, 14-7. The Tide responded with 24 unanswered and led 35-7 at the break. The only points of the second half came on a 22-yard field goal with 7:28 remaining in the third quarter. Injuries plagued both teams as **C.J. Morgan** left in the third quarter to a season-ending lower body injury. **Erroll Thompson** was State's leading tackler with nine on the day, including 0.5 sacks, one tackle for loss and one quarterback hurry. **Tyler Williams** added eight tackles and forced a fumble, while **Marquiss Spencer** racked up 1.5 tackles for loss and one quarterback hurry. Stevens finished with 178 yards of total offense, including a career-high 96 yards rushing.

Alabama	21	14	3	0	- 38
Mississippi State	7	0	0	0	- 7

1st	13:08	UA	Najee Harris 10 yd run (Joseph Bulovas kick)
	12:54	UA	Najee Harris 19 yd pass from Tua Tagovailoa (Joseph Bulovas kick)
	08:37	MSU	Kylin Hill 1 yd run (Jace Christmann kick)
	03:22	UA	Najee Harris 5 yd run (Joseph Bulovas kick)
2nd	14:15	UA	Jaylen Waddle 35 yd pass from Tua Tagovailoa (Joseph Bulovas kick)
	06:08	UA	Najee Harris 5 yd run (Joseph Bulovas kick)
3rd	07:28	UA	Joseph Bulovas 22 yd field goal

Team Stats

	UA	MSU
FIRST DOWNS	24	11
Rushing	8	5
Passing	13	4
Penalty	3	2
NET YARDS RUSHING	160	188
Rushing Attempts	31	37
Average Per Rush	5.2	5.1
NET YARDS PASSING	350	82
Completions-Attempts-Int	21-29-0	12-21-1
Average Per Attempt	12.1	3.9
Average Per Completion	16.7	6.8
TOTAL OFFENSE YARDS	510	270
Total offense plays	60	58
Average Gain Per Play	8.5	4.7
Fumbles: Number-Lost	1-0	0-0
Penalties: Number-Yards	7-86	5-37
PUNTS-YARDS	2-79	5-197
KICKOFFS-YARDS	7-290	2-60
Punt returns: Number-Yards-TD	2-28-0	1-0-0
Kickoff returns: Number-Yds-TD	0-0-0	1-1-0
Interceptions: Number-Yds-TD	1-10-0	0-0-0
Fumble Returns: Number-Yds-TD	0-0-0	0-0-0
Miscellaneous Yards	0	0
Possession Time	27:57	32:03
Third-Down Conversions	6 of 10	3 of 12
Fourth-Down Conversions	0 of 1	1 of 4
Red-Zone Scores-Chances	5-5	1-2
Sacks By: Number-Yards	1-8	1-8
PAT Kicks	5-5	1-1
Field Goals	1-1	0-0
Points off turnovers	7	0

GAME 11

Abilene Christian
MSU

7
45

Nov. 23, 2019
Davis Wade Stadium
Starkville, Miss.
54,638

Abilene Christian

RUSHING	Att.	Gain	Lost	Net	TD	Long	Avg.
Sema’J Davis	9	33	2	31	0	10	3.4
Tyrese White	5	28	0	28	0	13	5.6
Kobe Clark	4	16	4	12	0	10	3.0
Tracy James	3	5	0	5	0	3	1.7
Team	1	0	2	-2	0	0	-2.0
Luke Anthony	6	7	53	-46	0	4	-7.7
Tanner Parker	0	-1	0	-1	0	0	0.0

PASSING	Com	Att	Int	Yds	TD	Long	Sacks
Luke Anthony	25	38	1	255	1	52	4
Sema’J Davis	0	3	1	0	0	0	0
Tracy James	0	1	0	0	0	0	0

RECEIVING	No.	Yds.	TD	Long
Kobe Clark	11	56	0	17
Tracy James	5	34	1	21
Branden Hohenstein	4	115	0	52
Josh Fink	3	40	0	18
Justus Lee	2	10	0	6

PUNTING	No.	Yds.	Avg.	Long	I20	TB
Simon Laryea	6	208	34.7	46	2	0

FIELD GOALS	Att.	Made	Long	KICKS
-	-	-	-	-

ALL RETURNS	Punts			Kickoffs			Intercepted		
	No.	Yds.	Lg.	No.	Yds.	Lg.	No.	Yds.	Lg.
Justus Lee	0	0	0	1	9	9	0	0	0
Ryan Stapp	0	0	0	3	70	30	0	0	0

Mississippi State

RUSHING	Att.	Gain	Lost	Net	TD	Long	Avg.
Kylin Hill	16	157	4	153	0	22	9.6
Tommy Stevens	7	93	5	88	1	30	12.6
Garrett Shrader	8	65	0	65	1	16	8.1
Nick Gibson	8	53	0	53	1	13	6.6
Lee Witherspoon	1	13	0	13	0	13	13.0

PASSING	Com	Att	Int	Yds	TD	Long	Sacks
Tommy Stevens	13	27	0	165	2	88	1
Garrett Shrader	3	3	0	40	1	34	0

RECEIVING	No.	Yds.	TD	Long
Kylin Hill	3	84	1	88
Farrod Green	3	30	0	13
Deddrick Thomas	3	28	1	16
Dontea Jones	2	9	0	5
Austin Williams	2	6	1	6
JaVonta Payton	1	34	0	34
Stephen Guidry	1	8	0	8
Osirus Mitchell	1	6	0	6

PUNTING	No.	Yds.	Avg.	Long	I20	TB
Tucker Day	3	101	33.7	45	2	0

FIELD GOALS	Att.	Made	Long	KICKS
Jace Christmann	1	1	40	made 40

ALL RETURNS	Punts			Kickoffs			Intercepted		
	No.	Yds.	Lg.	No.	Yds.	Lg.	No.	Yds.	Lg.
Deddrick Thomas	1	-6	0	1	25	25	0	0	0
Jaquarius Landrews	0	0	0	0	0	0	1	13	13
Brian Cole II	0	0	0	1	16	16	0	0	0
Fred Peters	0	0	0	0	0	0	1	6	6

State Dominates Abilene Christian on
Homecoming, 45-7

Kylin Hill racked up 237 all-purpose yards, including a career-long 88-yard touchdown reception from **Tommy Stevens**, as State bested Abilene Christian on a cold Homecoming night by a score of 45-7. It was the first meeting between the two teams as the Bulldogs won their 15th straight over an FCS opponent. Hill went over the 100-yard mark for the seventh time, averaging 9.6 yards per carry and finishing with 153 yards on the ground. Stevens fired a pair of touchdown passes in the second quarter to give MSU a 21-0 advantage. He found **Deddrick Thomas** for an 11-yard score that capped a 10-play, 75-yard drive before connecting with Hill over the middle for the third-longest passing play in school history. Stevens then got into the scoring act himself with a 30-yard touchdown run, finishing off a 90-yard drive with 8:39 to go in the third quarter. MSU added a pair of touchdowns in the final five minutes, including a 10-yard run from backup **Garrett Shrader**. A pair of freshmen making their first starts made an impact. Safety **Shawn Preston Jr.** collected a team-high eight tackles, while **Nathan Pickering** notched 2.5 tackles for loss and one sack. MSU finished with 10 tackles for loss on the day. **Fred Peters** made his first interception, forced a fumble, had two tackles for loss and one sack.

Abilene Christian	0	7	0	0	- 7
Mississippi State	7	14	7	17	- 45

1st	05:13	MS	Nick Gibson 4 yd run (Jace Christmann kick)
2nd	12:00	MS	Deddrick Thomas 11 yd pass from Tommy Stevens (Jace Christmann kick)
	10:13	MS	Kylin Hill 88 yd pass from Tommy Stevens (Jace Christmann kick)
	02:07	ACU	James.T. 4 yd pass from Anthony.L. (Zepeda,B. kick)
3rd	08:39	MS	Tommy Stevens 30 yd run (Jace Christmann kick)
4th	13:11	MS	Jace Christmann 40 yd field goal
	05:16	MS	Austin Williams 6 yd pass from Garrett Shrader (Jace Christmann kick)
	02:48	MS	Garrett Shrader 10 yd run (Jace Christmann kick)

Team Stats

	ACU	MSU
FIRST DOWNS	18	26
Rushing	6	18
Passing	11	7
Penalty	1	1
NET YARDS RUSHING	27	372
Rushing Attempts	28	40
Average Per Rush	1.0	9.3
NET YARDS PASSING	255	205
Completions-Attempts-Int	25-42-2	16-30-0
Average Per Attempt	6.1	6.8
Average Per Completion	10.2	12.8
TOTAL OFFENSE YARDS	282	577
Total offense plays	70	70
Average Gain Per Play	4.0	8.2
Fumbles: Number-Lost	2-0	1-0
Penalties: Number-Yards	5-25	7-60
PUNTS-YARDS	6-208	3-101
KICKOFFS-YARDS	2-118	8-439
Punt returns: Number-Yards-TD	0-0-0	1--6-0
Kickoff returns: Number-Yds-TD	4-79-0	2-41-0
Interceptions: Number-Yds-TD	0-0-0	2-19-0
Fumble Returns: Number-Yds-TD	0-0-0	0-0-0
Possession Time	33:06	26:54
Third-Down Conversions	5 of 15	7 of 12
Fourth-Down Conversions	3 of 4	0 of 1
Red-Zone Scores-Chances	1-3	4-4
Sacks By: Number-Yards	1-5	4-51
PAT Kicks	1-1	6-6
Field Goals	0-0	1-1
Points off turnovers	0	7

2019 MISSISSIPPI STATE ROSTER

No.	Name	Pos.	Ht.	Wt.	Cl.	Exp.	Hometown (Previous School)
1	Martin Emerson	CB	6-2	195	Fr.	HS	Pensacola, Fla. (Pine Forest)
1	Stephen Guidry	WR	6-4	200	Sr.	1L	New Roads, La. (Hinds [Miss.] CC)
2	Jarrian Jones	CB	6-0	190	Fr.	HS	Brandon, Miss. (Northwest Rankin)
2	Dedrick Thomas	WR	5-9	190	Sr.	3L	Memphis, Tenn. (Memphis Central)
3	Cameron Dantzler	CB	6-2	185	Jr.	2L	Hammond, La. (St. Thomas Aquinas)
4	JaVonta Payton	WR	6-1	180	Jr.	JC	Nashville, Tenn. (Northwest [Miss.] CC)
5	Osirus Mitchell	WR	6-5	210	Jr.	2L	Sarasota, Fla. (Booker)
5	Chauncey Rivers	DE	6-3	275	Sr.	1L	Stone Mountain, Ga. (East Mississippi CC)
6	Willie Gay Jr.	LB	6-2	240	Jr.	2L	Starkville, Miss. (Starkville)
6	Garrett Shrader	QB	6-4	220	Fr.	HS	Charlotte, N.C. (Charlotte Christian)
7	Marcus Murphy	S	6-1	200	So.	1L	West Point, Miss. (West Point)
7	Tommy Stevens	QB	6-5	235	Sr.	GTR	Indianapolis, Ind. (Penn State)
8	Kylin Hill	RB	5-11	215	Jr.	2L	Columbus, Miss. (Columbus)
8	Maurice Smitherman	CB	5-10	195	Sr.	3L	Adamsville, Ala. (Minor)
9	Malik Dear	WR	5-9	220	Sr.	3L	Jackson, Miss. (Murrah)
9	De'Monte Russell	DE	6-4	230	Fr.	HS	Jackson, Miss. (Provine)
10	Leo Lewis	LB	6-2	245	Sr.	3L	Brookhaven, Miss. (Brookhaven)
10	Keytaon Thompson	QB	6-4	225	Jr.	2L	New Orleans, La. (Landry-Walker)
11	Jaquarius Landrews	S	6-0	200	Sr.	1L	Summit, Miss. (Copiah-Lincoln [Miss.] CC)
11	Geor'quarius Spivey	TE	6-5	250	RFr.	RS	Monroe, La. (Richwood)
12	Shawn Preston Jr.	S	6-0	200	RFr.	RS	St. James, La. (St. James)
12	Isaiah Zuber	WR	6-0	190	Sr.	GTR	Stone Mountain, Ga. (Kansas State)
13	Kyziah Pruitt	WR	5-10	210	Fr.	HS	Macon, Miss. (Noxubee County)
13	Tyler Williams	CB	6-2	175	So.	1L	Oxford, Miss. (Lafayette)
14	Jalen Mayden	QB	6-2	230	RFr.	RS	Sachse, Texas (Sachse)
14	Nathaniel Watson	LB	6-2	245	RFr.	RS	Maplesville, Ala. (Maplesville)
15	Jack Harris	DE	6-3	245	Fr.	HS	Sumrall, Miss. (Oak Grove)
16	Korey Charles	CB	5-10	180	Jr.	2L	Miami, Fla. (North Florida Christian)
17	Logan Burnett	QB	6-2	200	Jr.	SQ	Pelham, Ala. (Bessemer Academy)
17	Aaron Odom	DE	6-3	270	So.	1L	Jackson, Miss. (Callaway)
18	Aaron Brule	LB	6-1	235	RFr.	RS	Metairie, La. (Archbishop Rummel)
18	Cameron Gardner	WR	6-4	220	RFr.	RS	Starkville, Miss. (Starkville)
19	Cole Deeds	K	6-2	180	RFr.	RS	Fairhope, Ala. (Fairhope)
19	Collin Duncan	S	6-0	195	Fr.	HS	Montgomery, Ala. (St. James)
20	Taury Dixon	CB	5-9	165	Jr.	1L	Madison, Miss. (East Mississippi CC)
20	Lee Tanner	WR	5-11	180	RFr.	RS	Madison, Miss. (Madison-Ridgeland Academy)
21	Nick Gibson	RB	5-11	215	Sr.	3L	Birmingham, Ala. (Pinson Valley)
21	Jaylon Reed	CB	6-0	190	RFr.	RS	Olive Branch, Miss. (Olive Branch)
22	Nathan Pickering	DT	6-4	315	Fr.	HS	Mount Olive, Miss. (Seminary)
22	Lee Witherspoon	RB	5-10	205	Fr.	HS	Birmingham, Ala. (North Jackson)
23	Raymond Freeman	LS	6-2	225	So.	SQ	Cantonment, Fla. (J.M. Tate Senior)
23	J.P. Purvis	S	6-1	200	Fr.	HS	Pelahatchie, Miss. (Pelahatchie Attendance Center)
24	Dylan Lawrence	CB	6-4	190	Fr.	HS	George County, Miss. (George County)
24	Tristan Pisacane	WR	5-9	180	Jr.	SQ	Franklin, Tenn. (Centennial)
25	Somon Anderson	S	6-0	200	So.	SQ	New Orleans, La. (Brother Martin)
25	Brad Cumbest	TE	6-5	250	RFr.	RS	Hurley, Miss. (East Central)
26	Aadreekis Conner	S	6-2	210	So.	SQ	Port Gibson, Miss. (Port Gibson)
26	Jordan Lawless	K	6-0	200	Jr.	SQ	Lindale, Texas (Tyler [Texas] JC)
26	Alec Murphy	RB	6-0	230	Sr.	3L	Nixa, Mo. (Nixa)
27	Esaias Furdge	CB	5-11	180	RFr.	RS	Clarksdale, Miss. (Clarksdale)
27	Kody Schexnayder	P	5-10	195	Sr.	2L	River Ridge, La. (John Curtis)
28	Londyn Craft	S	6-0	200	So.	SQ	Rio Rancho, N.M. (IMG Academy)
29	C.J. Morgan	S	6-0	200	Jr.	2L	Bossier City, La. (Parkway)
30	Sh'mar Kilby-Lane	LB	6-2	230	Sr.	1L	Hollywood, Fla. (Copiah-Lincoln [Miss.] CC)
32	Brian Cole II	S	6-2	210	Sr.	1L	Saginaw, Mich. (East Mississippi CC)
32	Robert Rivers	RB	5-11	210	So.	1L	Ocala, Fla. (Trinity Catholic)
33	Joshua Short	CB	5-10	185	RFr.	RS	Greenville, Miss. (Northwest Rankin)
34	Sherman Timbs	DE	6-2	265	So.	SQ	Indianola, Miss. (Indianola Academy)
35	Landon Guidry	S	6-0	195	So.	1L	Spring Hill, Tenn. (Independence)
37	Tucker Day	P	6-0	210	So.	1L	Brentwood, Tenn. (Brentwood)
38	Cason Grant	WR	5-11	180	RFr.	RS	Abilene, Texas (Wylie)

2019 MISSISSIPPI STATE ROSTER

No.	Name	Pos.	Ht.	Wt.	Cl.	Exp.	Hometown (Previous School)
38	Fred Peters	S	5-10	200	Jr.	JC	Columbia, Miss. (Jones County [Miss.] JC)
39	Nathan Swanson	LS	6-5	230	Sr.	SQ	Norcross, Ga. (Norcross)
40	Erroll Thompson	LB	6-1	250	Jr.	2L	Florence, Ala. (Florence)
41	Tim Washington	LB	6-3	240	Sr.	3L	Yazoo City, Miss. (Yazoo City)
42	Marquiss Spencer	DE	6-4	285	Jr.	2L	Greenwood, Miss. (Greenwood)
43	Fletcher Adams	DE	6-2	265	Sr.	3L	Brandon, Miss. (Brandon)
44	Jett Johnson	LB	6-2	235	RFr.	RS	Tupelo, Miss. (Tupelo)
45	Devon Robinson	DT	6-4	295	RFr.	RS	Memphis, Tenn. (Whitehaven)
46	Cody Swanson	S	6-0	180	Fr.	HS	Madison, Miss. (Madison-Haven)
47	Jace Christmann	K	6-0	200	Jr.	2L	Houston, Texas (Memorial)
48	Scott Goodman	K	5-10	200	So.	1L	Brandon, Miss. (Brandon)
51	R.J. Jennings	LB	6-0	235	Jr.	RS	Birmingham, Ala. (Briarwood Christian)
51	Stewart Reese	OL	6-5	345	Jr.	2L	Fort Pierce, Fla. (Fort Pierce Central)
52	Kobe Jones	DE	6-4	270	Jr.	2L	Starkville, Miss. (Starkville)
54	Fabien Lovett	DT	6-4	315	RFr.	RS	Olive Branch, Miss. (Olive Branch)
55	Greg Eiland	OL	6-8	335	Jr.	2L	Philadelphia, Miss. (Philadelphia)
56	Dareuan Parker	OL	6-4	330	Jr.	2L	Olive Branch, Miss. (DeSoto Central)
57	John Garner	DE	6-4	230	RFr.	RS	Ridgeland, Miss. (St. Andrew's Episcopal)
58	Kameron Jones	OL	6-5	325	RFr.	RS	Starkville, Miss. (Starkville)
62	Matt Stanic	OL	6-4	345	Jr.	SQ	Madison, Miss. (Madison Central)
63	LaQuinston Sharp	OL	6-3	315	Jr.	JC	Columbus, Miss. (East Mississippi CC)
64	Thomas Cox	LS	6-0	185	Jr.	JC	Fulton, Miss. (Itawamba [Miss.] CC)
67	Paul Blackwell	LS	5-10	210	Jr.	RS	Pascagoula, Miss. (Resurrection Catholic)
67	Charles Cross	OL	6-5	270	Fr.	HS	Laurel, Miss. (Laurel HS)
69	Kwatrivous Johnson	OL	6-7	330	RFr.	RS	Greenwood, Miss. (Greenwood)
70	Tommy Champion	OL	6-5	320	Sr.	1L	Jackson, Miss. (Copiah-Lincoln [Miss.] CC)
72	Brandon Cunningham	OL	6-4	305	Fr.	HS	St. Martin, Miss. (St. Martin)
73	Darryl Williams	OL	6-3	310	Sr.	2L	Bessemer, Ala. (Bessemer City)
74	Nick Pendley	OL	6-4	310	Fr.	HS	Canton, Ga. (Creekview)
75	Michael Story	OL	6-4	300	Sr.	3L	Ripley, Miss. (Ripley)
76	Brevyn Jones	OL	6-4	280	Fr.	HS	Center Point, Ala. (Huffman)
77	Cordavien Suggs	OL	6-6	315	So.	SQ	Jackson, Miss. (Fletcher)
78	Tyre Phillips	OL	6-5	345	Sr.	1L	Grenada, Miss. (East Mississippi CC)
79	Evans Wilkerson	OL	6-5	310	Sr.	3L	Ridgeland, Miss. (Jackson Academy)
82	Farrod Green	TE	6-4	240	Sr.	3L	Wesson, Miss. (Wesson Attendance Center)
83	Quinton Torbor	WR	6-1	195	Fr.	HS	Destrehan, La. (Destrehan)
84	Jaden Crumedy	DT	6-5	300	RFr.	RS	Hattiesburg, Miss. (Oak Grove)
84	Dontea Jones	TE	6-4	250	Jr.	2L	McCool, Miss. (Jireh (N.C.) Prep)
85	Austin Williams	WR	6-3	200	So.	1L	Ocean Springs, Miss. (Ocean Springs)
88	Powers Warren	TE	6-3	245	So.	1L	Minnetonka, Minn. (Minnetonka Senior)
90	Lee Autry	DT	6-2	305	Sr.	1L	Albemarle, N.C. (Itawamba [Miss.] CC)
92	Kendell Jones	DT	6-4	300	Sr.	2L	Pinson, Ala. (Clay-Chalkville)
93	Cameron Young	DT	6-3	305	RFr.	RS	Crosby, Miss. (Franklin County)
98	Joseph Garner	DE	6-3	235	RFr.	RS	Ridgeland, Miss. (St. Andrew's Episcopal)
95	Allen Love	DT	6-2	285	So.	TR	Birmingham, Ala. (Louisville)
97	Reed Bowman	P	6-0	200	Jr.	TR	Magnolia, Texas (Texas Tech)
99	James Jackson	DT	6-3	315	So.	1L	Pascagoula, Miss. (Pascagoula)

PRONUNCIATION GUIDE

2	Jarrian Jones	JAR-ee-un
4	Izuchukwu King Ani	Iz-ooH-choo-kwoo
4	JaVonta Payton	ja-VON-tay
4	Dedrick Thomas	rhymes with red
5	Osirus Mitchell	o-SIGH-russ
9	Malik Dear	ma-LEAK
9	De'Monte Russell	DUH-mahn-tay
10	Keytaon Thompson	KEY-tahn
11	Jaquarius Landrews	ja-QUARE-ee-US
11	Geor'quarius Spivey	ja-QUARE-ee-US
12	Isaiah Zuber	ZOO-bur
13	Kyziah Pruitt	KUH-zeye-uh

18	Aaron Brule	BREW-lay
27	Esaias Furdge	ee-ZAH-yahs
27	Kody Schexnayder	SHEX-nye-dur
40	Erroll Thompson	AIR-uhl
47	Jace Christmann	CHRIST-man
55	Greg Eiland	rhymes with island
56	Dareuan Parker	DARE-ee-un
69	Kwatrivous Johnson	Kwa-TRAY-vee-us
77	Cordavien Suggs	COR-day-vee-uhn
78	Tyre Phillips	tie-REE
82	Farrod Green	fa-ROD
84	Dontea Jones	DAHN-tay

2019 MISSISSIPPI STATE COACHES

ON THE FIELD



JOE MOORHEAD

Head Coach
Second Season



TERRY RICHARDSON

Assistant Head Coach/Run
Game Coordinator/RBs
First Season



DEKE ADAMS

Defensive Line
First Season



TERRELL BUCKLEY

Cornerbacks
Fourth Season



MARCUS JOHNSON

Offensive Line
Second Season



MICHAEL JOHNSON

Wide Receivers
First Season



JOEY JONES

Special Teams Coordinator
Second Season



CHRIS MARVE

Defensive Run Game Coordinator/LBs
First Season

IN THE BOOTH



ANDREW BREINER

Pass Game Coordinator/QBs
Second Season



TONY HUGHES

Associate Head Coach/Tight Ends
Eighth Season (second stint)



BOB SHOOP

Defensive Coordinator/Safeties
Second Season