

K-STATE at rv/23 MISSISSIPPI STATE

Sept. 14, 2019 • Davis Wade Stadium • Starkville, Miss.

KANSAS STATE WILDCATS



2-0, 0-0 Big 12

MISSISSIPPI STATE BULLDOGS



2-0, 0-0 SEC

▼ THE BASICS

Record.....2-0 (0-0 Big 12)
Ranking (AP/Coaches).....nr/nr
Last Game.....Sept. 7, 2019
 Defeated Bowling Green, 52-0
Coach.....Chris Klieman
Career Record.....74-13 (7th)
Record at K-State.....2-0 (1st)

Record.....2-0 (0-0 SEC)
Ranking (AP/Coaches).....rv/23
Last Game.....Sept. 7, 2019
 Defeated Southern Miss, 38-15
Coach.....Joe Moorhead
Career Record.....48-18 (6th)
Record at MSU.....10-5 (2nd)

▼ STATISTICAL LEADERS

Rushing.....James Gilbert
 26 att, 218 yds, 3 TD
Passing.....Skylar Thompson
 26-35, 363 yds, 3 TD, 0 INT
Receiving.....Malik Knowles
 8 rec, 125 yds, 2 TD
Tackling.....Da'Quan Patton
 7 tackles
Sacks.....Daniel Green
 1 sack
Interceptions.....A.J. Parker
 1 interception

Rushing.....Kylin Hill
 41 att, 320 yds, 2 TD
Passing.....Tommy Stevens
 29-40, 341 yds, 4 TD, 0 INT
Receiving.....Osirus Mitchell
 8 rec, 134 yds, 2 TD
Tackling.....J. Landreows
 15 tackles
Sacks.....Three Players
 1.0 sacks
Interceptions.....Three Players
 1 interception

▼ INSIDE THE SERIES

Overall.....1-2
In Manhattan.....1-1
In Starkville.....0-1
Current Streak.....Lost 1
Longest Win Streak.....1

Most K-State Pts.....21 (1977)
Most MSU Pts.....31 (2018)
3 Points or Less.....1-0
7 Points or Less.....1-1
Biggest Win.....21-24 (1977 (MSU forfeit))

▼ ON THE AIR

TELEVISION

ESPN
 Bob Wischusen (Play-by-Play)
 Dan Orlovsky (Analyst)
 Allison Williams (Sidelines)



RADIO

K-State Sports Network
 Wyatt Thompson (Play-by-Play)
 Stan Weber (Analyst)
 Matt Walters (Sidelines)



SATELLITE RADIO

Sirius Channel 119
 XM Channel 199
 Internet Channel 953



K-STATE FACES BIG ROAD TEST AT MISSISSIPPI STATE

Following a 52-0 shutout of Bowling Green, K-State will hit the road for the first time in 2019 as the Wildcats travel to Starkville to face 23rd-ranked Mississippi State on Saturday. The game will kick at 11 a.m., and be shown nationally on ESPN with **Bob Wischusen** (play-by-play), **Dan Orlovsky** (analyst) and **Allison Williams** (sidelines) on the call.

The game can be heard across the 39-station K-State Sports Network with **Wyatt Thompson** (play-by-play), former K-State quarterback **Stan Weber** (analyst) and **Matt Walters** (sidelines) calling the action. The game will also be on Sirius channel 119, XM Channel 199 and in addition to the TuneIn app. Live stats are available at k-statesports.com, and Twitter updates (@KStateFB) will also be a part of the coverage.

A LOOK AT K-STATE

- K-State has opened the **Chris Klieman** era with two convincing victories, a 49-14 win over Nicholls and a 52-0 shutout of Bowling Green, its first shutout since 2005.
- K-State has rushed for 694 games in its first two games, the first time since at least 1965 that the Cats have opened the season with two 300-yard rushing games.
- With 521 yards against Bowling Green, K-State has also eclipsed the 500-yard total offense mark for the first two games of a season for the first time ever.
- The Cats held the ball for 42:52 against Bowling Green – the highest TOP by a Wildcat team since at least 1988 – while they lead the nation in that department at 42:00.
- Five different running backs have recorded touchdowns this year – including three by **James Gilbert** – and the backs has accounted for nine scores this year after the position group had only 13 a year ago.
- The rushing attack has an experienced offensive line in front of it as there are five seniors in the starting rotation led by 40-game starter **Scott Frantz** followed by right guard **Tyler Mitchell** (32) and center **Adam Holtorf** (27).
- Quarterback **Skylar Thompson** has shined so far this season, going 26-of-35 for 363 yards and three scores through the air, in addition to 56 yards and a score on six carries.
- At receiver, **Malik Knowles** has led the way with eight catches for 125 yards and two scores.
- Much like its counterpart on offense, the defensive line is stacked with a two-deep of veteran players, headlined by senior tackle **Trey Dishon**, senior end **Reggie Walker** and sophomore end **Wyatt Hubert**, the latter coming off Freshman All-America honors in 2018.
- Linebacker returns the team's leading tackler from a year ago in **Da'Quan Patton**, and he paces the squad with seven tackles this year. As a whole, K-State has defended against only 85 plays (42.5 per game).
- The kicker and punter spots are held down by players who were phenomenal in 2018 as kicker **Blake Lynch** is back after making 87.5-percent of his field goals last year, while punter **Devin Antcliff** held a 43.6-yard average in 2018.

▼ 2019 SCHEDULE

| DATE | AP/C OPPONENT (TV) | TIME (CT) |
|----------|-----------------------------------|-----------|
| Aug. 31 | NICHOLLS (Big 12 Now on ESPN+) | W, 49-14 |
| Sept. 7 | BOWLING GREEN (FSN) | W, 52-0 |
| Sept. 14 | at rv/23 Mississippi State (ESPN) | 11 a.m. |
| Sept. 28 | at rv/iv Oklahoma State* | TBA |
| Oct. 5 | BAYLOR* | TBA |
| Oct. 19 | rv/iv TCU* | TBA |
| Oct. 26 | 5/4 OKLAHOMA* | TBA |
| Nov. 2 | at Kansas* | TBA |
| Nov. 9 | at 12/13 Texas* | TBA |
| Nov. 16 | WEST VIRGINIA* | TBA |
| Nov. 23 | at Texas Tech* | TBA |
| Nov. 30 | rv/iv IOWA STATE* | TBA |

▼ A K-STATE WIN WOULD...

- Be the first victory over a non-conference Power Five team on the road since a 28-24 triumph at Miami in 2011.
- Be K-State's first regular-season win over an SEC team since 1982 (Kentucky).
- Represent K-State's first non-conference road win since 2015 (UTSA).
- Be the first road win over a team that was in the SEC when the game was played. K-State is currently 0-11 in such games.
- Move **Chris Klieman** to 3-0 as head coach of the Wildcats, marking the fourth time in school history a new coach has won his first three games.
- Give **Chris Klieman** his 24th-straight win as a head coach.

▼ WHERE TO FIND...

| | |
|---|-------|
| Media Information | 2 |
| Team Notes..... | 3-4 |
| Offensive Notes | 4-5 |
| Defensive Notes..... | 5-6 |
| Special Teams Notes..... | 6 |
| Opponent Breakdown..... | 7 |
| Last Time vs. Mississippi State..... | 8 |
| Career Stats vs. Mississippi State..... | 9 |
| 2019 Opponent Tracker | 10 |
| Head Coach Chris Klieman..... | 11-12 |
| Assistant Coaches | 13 |
| Roster/Pronunciations..... | 14-15 |
| Depth Chart | 16 |
| Depth Chart Notes | 17-19 |
| Select Player Bios..... | 20-25 |
| Team Statistics | 26-27 |
| Game-by-Game Offensive Statistics | 28 |
| Defensive Statistics..... | 29 |
| Game-by-Game Defensive Statistics | 30 |
| Game-by-Game Summaries/Starters..... | 31 |
| Scoring Drives/Drive Analysis | 32 |
| Long Plays/Third Downs/Red Zone | 33 |
| Superlatives | 34 |
| Game Recaps | 35-36 |
| Last Time | 37-41 |
| Records Watch..... | 42 |

▼ FOLLOW K-STATE ATHLETICS

K-STATESPORTS **@KSTATESPORTS**
K-STATESPORTS **@KSTATESPORTS**

▼ MEDIA SCHEDULE – MISSISSIPPI STATE

| MONDAY 9 | TUESDAY 10 | WEDNESDAY 11 | THURSDAY 12 | FRIDAY 13 | SATURDAY 14 | SUNDAY 15 |
|--|---|---|---|---|--|---|
| Big 12 Teleconference 10:30 a.m. – Chris Klieman | Media Luncheon 12 p.m. – Lunch 12:30 p.m. – Chris Klieman 1 p.m. – Players FTP Information Coach Klieman's press conference will be uploaded to the K-State FTP site at approximately 2 p.m. Contact Ryan Lackey for access. | Assistant Coach and Player Availability 1 p.m. – Players who were not available on Tuesday 2 p.m. – Four Assistant Coaches (Non-Coordinator) | Coordinator Media Availability 2 p.m. – Coordinators FTP Information Both coordinator media sessions will be uploaded to the K-State FTP site at approximately 3:30 p.m. | No Media Availability Travel to Starkville, Miss. | Game 3 K-State at Mississippi State 11 a.m. ESPN Davis Wade Stadium Starkville, Miss. Postgame Coach Klieman and players in visiting media area | No Media Availability K-State's game notes for the Oklahoma State game will be available on Monday, September 23 at 12 p.m. |

▼ ATHLETICS COMMUNICATIONS



RYAN LACKEY
Director of Football Communications
Primary Contact/Assistant & Players Requests
 Cell 785-587-7865
 Email rlackey@kstatesports.com
 Twitter @rlackey84



KENNY LANNOU
Executive Associate A.D./Communications
Coach Klieman Requests
 Cell 785-587-7967
 Email klannou@kstatesports.com
 Twitter @KennyLannou



BO SAVAGE
DIRECTOR OF FOOTBALL CREATIVE MEDIA
 Email bsavage@kstatesports.com
 Twitter @savalife_19



EMILY STARKEY
FOOTBALL CREATIVE SPECIALIST
 Email estarkey@kstatesports.com
 Twitter @estarkeyphoto



MARY GORMAN
ADMINISTRATIVE ASST./COMMUNICATIONS
Credentials
 Office 785-532-6735
 Email mgorman@kstatesports.com

CREDENTIALS

Media outlets interested in covering Kansas State football on either a season or individual-game basis are requested to submit all applications for credentials through the K-State Athletics Communications football credential application website, located at www.k-statesports.com/media. K-State is unable to process written requests for football credentials. Please be sure and review the department's credential policies on page 225 of the 2019 K-State Football Media Guide.

Due to inconsistent mail delivery service on tight deadlines, media passes may not be mailed in some instances. If this is the case, passes may be picked up at a location to be determined by the K-State Athletics Communications Office. Individuals picking up credentials will be required to furnish positive identification.

Admission to the press level is for working media only. Only those media with official K-State credentials will be admitted. Friends, spouses, children under the age of 16 and non-workers are not welcome in the press area.

WEEKLY MEDIA AVAILABILITY

Tuesdays: Head coach Chris Klieman hosts a weekly news conference in the Steel & Pipe Team Theatre of the Vanier Family Football Complex. Lunch will be served at noon followed by Klieman's press conference at 12:30 p.m. Requested players are available from 1 p.m., to 2 p.m. **Player requests must be submitted to Ryan Lackey by 12 p.m., on Mondays.**

Wednesdays: Players who are requested and not available on Tuesdays due to scheduling conflicts will be made available on Wednesday from 1 p.m. to 2 p.m., in the Steel & Pipe Team Theatre of the Vanier Family Football Complex. Additionally, four non-coordinator assistant coaches (two on offense, two on defense) will be available for a 15-minute breakout session beginning at 2 p.m.

Thursdays: Offensive coordinator Courtney Messingham and defensive coordinator Scottie Hazelton will hold interviews for 10 minutes apiece beginning at 2 p.m. These will also take place in the Steel & Pipe Team Theatre at the Vanier Family Football Complex.

PRESS CONFERENCE VIDEO

Broadcast-quality video files for television newscasts of press conferences on Tuesday and Thursday will be available for download in the afternoons on those respective days. Please contact Ryan Lackey for FTP access instructions.

POSTGAME INTERVIEWS

K-State's locker room is closed. Media will be asked to submit a list of player requests to Ryan Lackey at the start of the fourth quarter. During home games, Coach Klieman will address the media in the Steel & Pipe Team Theatre on the third floor of the Vanier Family Football Complex, followed by the requested players. To get to the theater, proceed to the concourse and walk toward the Vanier Family Football Complex. Enter the first set of double doors and take an immediate left into the theater. On the road, these interviews will take place either in the designated visiting interview area or outside the visiting locker room.

WEEKLY BIG 12 TELECONFERENCE

The weekly Big 12 Coaches Teleconference is held each Monday morning throughout the season. If you wish to participate, please email joni@big12sports.com with your name, affiliation and phone number to obtain the media dial-in number. The number will not be distributed over the phone.

| | |
|------------|----------------------------|
| 9:50 a.m. | Tom Herman, Texas |
| 10:00 a.m. | Les Miles, Kansas |
| 10:10 a.m. | Lincoln Riley, Oklahoma |
| 10:20 a.m. | Mike Gundy, Oklahoma State |
| 10:30 a.m. | Chris Klieman, K-State |
| 10:40 a.m. | Neal Brown, West Virginia |
| 10:50 a.m. | Matt Wells, Texas Tech |
| 11:00 a.m. | Matt Rhule, Baylor |
| 11:10 a.m. | Matt Campbell, Iowa State |
| 11:20 a.m. | Gary Patterson, TCU |

BIG 12 NOW ON ESPN+

In the spring of 2019, the Big 12 Conference and ESPN agreed to significantly expand their existing rights agreement, which runs through 2024-25. Under the expanded agreement, hundreds of additional Big 12 sports events annually will be distributed on the Big 12 Now on ESPN+ digital platform. For more information, visit www.kstatesports.com/Big12Now.

CHRIS KLIEMAN TV SHOW

Featuring the head coach of the Wildcats with the Voice of the Wildcats Wyatt Thompson, the Chris Klieman TV Show recaps the last game for the Wildcats and looks ahead to the coming week. The show will be available Mondays on Big 12 Now on ESPN+, YUR-View Kansas on Mondays at 7 p.m., and on Charter in Kansas City.

CHRIS KLIEMAN RADIO SHOW

Featuring the head coach of the Wildcats with the Voice of the Wildcats Wyatt Thompson, the Chris Klieman Radio Show recaps the last game for the Wildcats and looks ahead to the coming week, while also taking calls in front of a live audience at Powercat Sports Grill in Manhattan. The show will be held every Thursday during the season from 7-8 p.m., with the exception of October 10 and Thanksgiving (November 28). The show will be available on many of the K-State Sports Network affiliates.

2019 RADIO AFFILIATES

| MARKET | CALL LETTERS | FREQUENCY |
|--------------------|--------------|--------------------------|
| Beloit | KVSV | 1190 AM/105.5 FM |
| Chanute | KINZ | 95.3 FM |
| Clay Center | KCLY | 100.9 FM |
| Coffeyville | KGGF | 690 AM |
| Colby/Goodland | KRDQ | 100.3 FM |
| Concordia | KNCK | 1390 AM/94.9 FM |
| Dodge City | KAHE | 95.5 FM |
| Emporia | KVOE | 101.7 FM |
| Great Bend | KZRS | 107.9 FM |
| Hays/Ness City | KKDT | 93.5 FM |
| Hiawatha | KNZA | 103.9 FM |
| Hutchinson/Wichita | KHMY | 93.1 FM |
| Junction City | KJCK | 1420 AM |
| Kansas City | KCSP | 610 AM |
| Liberal | KSMW | 1470 AM |
| Manhattan | KMAN | 1350 AM/93.3 and 93.7 FM |
| Manhattan | KMKF | 101.5 FM |
| Marysville | KNDY | 1570 AM/94.1 FM |
| Medicine Lodge | KQZQ | 98.3 FM |
| Norton | KQNK | 1530 AM |
| Norton | KQNK | 106.7 FM |
| Phillipsburg | KKAN | 1490 AM |
| Phillipsburg | KQMA | 92.5 FM |
| Russell | KRSL | 990 AM/98.1 FM |
| Salina | KSAL | 1150 AM |
| Scott City | KSKL | 94.5 FM |
| Seneca | KMZA | 92.1 FM |
| Topeka | WIBW | 580 AM/104.9 FM |
| Topeka | WIBW | 94.5 FM |
| Wichita | KKGQ | 92.3 FM |
| Winfield/Wichita | KWLS | 107.9 FM |

A NEW ERA

- The new era of K-State Football under **Chris Klieman** has opened with two wins.
- Klieman, who was named the 35th head coach in school history on December 10, 2018, became the seventh coach in K-State history to win their first two games.
- Additionally, Klieman-led teams have won a streak of 23-straight games as the last loss was when his North Dakota State team suffered a 33-21 setback at South Dakota State on November 4, 2017.

NON-CONFERENCE NOTABLES

- Since 1990, K-State holds an 88-16 (.847) record in regular-season non-conference games overall, which includes a 76-7 (.916) mark at home.
- During those 29 years, the Wildcats have had perfect regular season non-conference ledgers 15 times and unblemished marks at home on 22 occasions.

ONE OF THE BIG 12'S BEST

- Kansas State ranks third all-time in Big 12 wins since the league's inception in 1996 with 113, trailing only Oklahoma and Texas.
- The Wildcats also rank third in the conference in winning percentage since round-robin play began in 2011. They sit at .611 (44-28), trailing only Oklahoma (.819; 59-13) and Oklahoma State (.653; 47-25).

▼ ALL-TIME BIG 12 VICTORIES

| Rk. | School | Wins |
|-----|----------------|------------|
| 1. | Oklahoma | 145 |
| 2. | Texas | 130 |
| 3. | K-State | 113 |
| 4. | Oklahoma State | 102 |
| 5. | Texas Tech | 95 |

TEAM LEADERS

- Kansas State announced that seven players were voted team captains for the 2019 season.
- The list includes **Skylar Thompson**, **Trey Dishon**, **Denzel Goolsby**, **Wyatt Hubert**, **Dalton Schoen**, **Reggie Walker** and **Adam Holtorf**.
- Each are serving as full-time captains for the first time.
- Hubert is just the eighth sophomore in program history to be named a captain. He is joined on that list by **Mark Simoneau** (1997), **Terry Pierce** (2001), **Josh Freeman** (2007), **Alex Hrebec** (2009), current K-State QB coach **Collin Klein** (2010), **B.J. Finney** (2012) and **Dalton Risner** (2016).

NO. 200

- Bill Snyder Family Stadium is entering its 52nd year in 2019, and K-State hit a milestone win in the facility against Nicholls and holds a 201-116-3 (.633) all-time record.
- The record has been even better since 1990 as K-State holds a 155-40-1 (.793) mark when playing at home, including a 76-6 (.927) mark in non-conference games.

A WINNING HISTORY

- A proven winner with a championship history, **Chris Klieman** came to Manhattan after capping his five-year stint as head coach at North Dakota State by winning his fourth national championship in 2018.
- Klieman guided the 2018 Bison to a perfect 15-0 record, making NDSU just the fifth team in FCS history to go undefeated and untied on the way to a national championship.

- A native of Waterloo, Iowa, Klieman has a career record of 74-13 (.851), as he went 69-6 in his five seasons at North Dakota State, 3-7 in one year as the head coach at Division III Loras College in 2005 and 2-0 so far at K-State.
- Klieman's overall winning percentage ranks fourth among all active NCAA coaches — regardless of division — and tops among active FBS coaches.

▼ WINNING % BY ACTIVE NCAA COACHES

| Rk. | Coach | Current School | Perc. |
|-----|----------------------|-------------------------|-------------|
| 1. | Vince Kehres | Mount Union (D3) | .944 |
| 2. | Jeff Devaney | Trinity (D3) | .858 |
| 3. | Pete Fredenburg | Mary Hardin-Baylor (D3) | .852 |
| 4. | Chris Klieman | Kansas State | .851 |
| 5. | Duke Greco | Delaware Valley (D3) | .845 |

NATIONAL CHAMPIONSHIPS

- **Chris Klieman** ended his tenure at North Dakota State on a high note as he guided the 2018 Bison to a 38-24 victory over Eastern Washington in the FCS National Championship.
- Klieman captured his fourth national title as a head coach, also claiming the top spot in 2014, 2015 and 2017.
- With the win, Klieman tied **Jim Tressel** for the most FCS national championships by a head coach.

▼ MOST FCS NATIONAL CHAMPIONSHIPS

| Rk. | Coach | School | Titles |
|-----|----------------------|---------------------------|----------|
| T1. | Chris Klieman | North Dakota State | 4 |
| | Jim Tressel | Youngstown State | 4 |
| T3. | Craig Bohl | North Dakota State | 3 |
| | Jerry Moore | Appalachian State | 3 |
| | Erk Russell | Georgia Southern | 3 |

TOUGH SCHEDULE

- Once again, K-State will face a difficult schedule as, combined with nine Big 12 games, the Wildcats also go on the road to face SEC foe and 23-ranked Mississippi State.
- Of the Wildcats' 11 FBS opponents, six are ranked or receiving votes, while K-State faced one of the top FCS teams in Nicholls, which was ranked 11th in the Preseason FCS Coaches Poll.
- Additionally, in a year when every team in the nation has at least two bye weeks, the Wildcats have their second and final bye on October 12.
- K-State is one of just three Power Five teams, joined by TCU and Northwestern, to play each of the final seven weeks of 2019.

YOUNG PUPS

- K-State's roster features 60 total freshmen (true and redshirt), which equates to 47.2 percent of its total squad.
- The 60 freshmen are the eighth most in the nation.
- The Wildcats played 20 total freshmen (combined true and redshirt) in their season opener, which ranked seventh in the nation.
- Last week against Bowling Green, the Wildcats played 32 freshmen.

▼ MOST TOTAL FRESHMEN

| Rk. | School | True | Redshirt | Total |
|-----|------------------|-----------|-----------|-----------|
| 1. | Nebraska | 47 | 31 | 78 |
| 2. | UCLA | 43 | 21 | 64 |
| T3. | Coastal Carolina | 39 | 24 | 63 |
| | Iowa | 36 | 27 | 63 |
| | Virginia | 38 | 25 | 63 |
| | Virginia Tech | 37 | 26 | 63 |
| 7. | Oklahoma State | 31 | 31 | 62 |
| 8. | K-State | 32 | 28 | 60 |

▼ WILDCATS WHEN...

| | |
|--|---------------------------------|
| Overall | 2-0 |
| Big 12 | 0-0 |
| Non-conference record | 1-0 |
| Home | 2-0 |
| Away | 0-0 |
| Neutral | 0-0 |
| Current streak | Won 2 |
| Current home streak | Won 5 |
| Current road streak | Lost 5 |
| Last win | 52-0 vs. Bowling Green (9/7/19) |
| Last loss | 42-38 at Iowa State (11/24/18) |
| Day game | 1-0 |
| Night game | 1-0 |
| TV game | 2-0 |
| ESPN | 0-0 |
| ESPN2 | 0-0 |
| ESPN3 | 0-0 |
| ESPNU | 0-0 |
| Big 12 Now on ESPN+ | 1-0 |
| FOX | 0-0 |
| FS1 | 0-0 |
| FSN | 1-0 |
| August | 1-0 |
| September | 1-0 |
| October | 0-0 |
| November | 0-0 |
| vs. top-25 teams | 0-0 |
| vs. non-ranked teams | 1-0 |
| vs. FCS | 1-0 |
| On artificial surface | 2-0 |
| On natural grass | 0-0 |
| Scoring first | 2-0 |
| Opponent scores first | 0-0 |
| Leading after 1st quarter | 2-0 |
| Behind after 1st quarter | 0-0 |
| Tied after 1st quarter | 0-0 |
| Leading at halftime | 2-0 |
| Behind at halftime | 0-0 |
| Tied at halftime | 0-0 |
| Leading after 3rd quarter | 2-0 |
| Behind after 3rd quarter | 0-0 |
| Tied after 3rd quarter | 0-0 |
| Overtime | 0-0 |
| Scoring 20 points or less | 0-0 |
| Scoring 20+ points | 2-0 |
| Scoring 30+ points | 2-0 |
| Allowing 21 points or less | 2-0 |
| Allowing 10 points or less | 1-0 |
| With 100-yard rusher | 2-0 |
| Allow 100-yard rusher | 0-0 |
| With 300-yard passer | 0-0 |
| Allow 300-yard passer | 0-0 |
| Outgain opponent | 2-0 |
| Total offense + 400 yards | 2-0 |
| Allow + 400 yards total offense | 0-0 |
| No turnovers | 1-0 |
| Less than three turnovers | 1-0 |
| Three or more turnovers | 0-0 |
| No takeaways | 0-0 |
| Three or more takeaways | 0-0 |
| Fewer turnovers gained | 0-0 |
| Equal turnovers gained | 1-0 |
| More turnovers gained | 1-0 |
| Control time of possession | 2-0 |
| Opponent controls time of possession | 0-0 |
| Possession time equal | 0-0 |

▼ NATIONAL RANKINGS

Associated Press Top 25 (Week 3)

| | | |
|---------------------------|-----|------|
| 1. Clemson (56)..... | 2-0 | 1544 |
| 2. Alabama (6)..... | 2-0 | 1489 |
| 3. Georgia..... | 2-0 | 1385 |
| 4. LSU..... | 2-0 | 1336 |
| 5. Oklahoma..... | 2-0 | 1315 |
| 6. Ohio State..... | 2-0 | 1291 |
| 7. Notre Dame..... | 1-0 | 1072 |
| 8. Auburn..... | 2-0 | 1056 |
| 9. Florida..... | 2-0 | 997 |
| 10. Michigan..... | 2-0 | 936 |
| 11. Utah..... | 2-0 | 905 |
| 12. Texas..... | 1-1 | 877 |
| 13. Penn State..... | 2-0 | 781 |
| 14. Wisconsin..... | 2-0 | 714 |
| 15. Oregon..... | 1-1 | 677 |
| 16. Texas A&M..... | 1-1 | 643 |
| 17. UCF..... | 2-0 | 544 |
| 18. Michigan State..... | 2-0 | 495 |
| 19. Iowa..... | 2-0 | 473 |
| 20. Washington State..... | 2-0 | 343 |
| 21. Maryland..... | 2-0 | 207 |
| 22. Boise State..... | 2-0 | 164 |
| 23. Washington..... | 1-1 | 161 |
| 24. USC..... | 2-0 | 137 |
| 25. Virginia..... | 2-0 | 122 |

OTHER BIG 12 RECEIVING VOTES:

Iowa State 96, TCU 66, Oklahoma State 20.

Amway Coaches' Poll (Week 3)

| | | |
|----------------------------|-----|------|
| 1. Clemson (60)..... | 2-0 | 1572 |
| 2. Alabama (3)..... | 2-0 | 1513 |
| 3. Georgia..... | 2-0 | 1415 |
| 4. Oklahoma..... | 2-0 | 1362 |
| 5. LSU..... | 2-0 | 1314 |
| 6. Ohio State..... | 2-0 | 1309 |
| 7. Notre Dame..... | 1-0 | 1118 |
| 8. Florida..... | 2-0 | 1064 |
| 9. Auburn..... | 2-0 | 993 |
| 10. Michigan..... | 2-0 | 945 |
| 11. Penn State..... | 2-0 | 868 |
| 12. Utah..... | 2-0 | 839 |
| 13. Texas..... | 1-1 | 823 |
| 14. Wisconsin..... | 2-0 | 739 |
| 15. Texas A&M..... | 1-1 | 668 |
| 16. UCF..... | 2-0 | 584 |
| 17. Oregon..... | 1-1 | 568 |
| 18. Iowa..... | 2-0 | 496 |
| 19. Michigan State..... | 2-0 | 446 |
| 20. Washington State..... | 2-0 | 418 |
| 21. Washington..... | 1-1 | 314 |
| 22. Boise State..... | 2-0 | 214 |
| 23. Mississippi State..... | 2-0 | 134 |
| 24. USC..... | 2-0 | 120 |
| 25. Maryland..... | 2-0 | 109 |

OTHER BIG 12 RECEIVING VOTES:

Iowa State 48, Oklahoma State 45, TCU 28.

THE LAST TIME KANSAS STATE WAS...

Ranked: 9/10/2017 (18th, AP; 18th, Coaches)

Not Ranked but Received Votes in AP Poll: 9/4/2018

Not Ranked but Received Votes in Coaches' Poll: 9/4/2018

▼ REDSHIRT TRACKER (TRUE FRESHMEN ONLY)

| Player (Gms) | Game 1 | Game 2 | Game 3 | Game 4 | Game 5 |
|-----------------------|---------------|---------------|--------|--------|--------|
| Levi Archer (2) | Nicholls | Bowling Green | | | |
| Jax Dineen (2) | Nicholls | Bowling Green | | | |
| Joshua Youngblood (2) | Nicholls | Bowling Green | | | |
| Cooper Beebe (1) | Bowling Green | | | | |
| Khalid Duke (1) | Bowling Green | | | | |
| Joe Ervin (1) | Bowling Green | | | | |
| Chris Herron (1) | Bowling Green | | | | |
| Will Jones II (1) | Bowling Green | | | | |
| Tyrone Lewis (1) | Bowling Green | | | | |
| Logan Wilson (1) | Bowling Green | | | | |
| Jacardia Wright (1) | Bowling Green | | | | |

* Started Game

TRACKING THE REDSHIRTS

- Three true freshmen played in the season opener in line-backer **Levi Archer**, fullback **Jax Dineen** and wide receiver **Joshua Youngblood** each saw extensive action.
- Last week, a total of 88 players played in the win over Bowling Green, including a total of 11 true freshmen, eight of which saw their first action of the season.

THESE CATS ARE SMART

- Kansas State has been one of the top teams in the Big 12 in terms of performance in the classroom as the Wildcats lead the league with 135 All-Big 12 honors over the last five seasons.
- The Wildcats have 29 more than the next closest team, Oklahoma State (106), and the Wildcats and Cowboys are the only two programs to top 100 academic all-conference honors since 2014.
- Additionally, Kansas State is tied for first in the nation with SMU by having 21 graduates on its current roster.

CATS TOPS IN
NON-OFFENSIVE TDs

- K-State is the nation's best in non-offensive touchdowns over the last 20-plus seasons as it has 113 since 1999, eight more than the next closest team.
- Entering the season, the Wildcats were averaging 5.6 non-offensive touchdowns per year since 1999, while the yearly average for the other 105 teams to play FBS football since 1999 was 3.3.
- Kansas State's average is boosted by the fact that it has at least five non-offensive touchdowns in six of the last eight years.
- This year's first non-offensive touchdown was a 25-yard fumble return by **Jonathan Alexander** last week against Nicholls.

▼ NON-OFFENSIVE TDs SINCE 1999

| Rk. | School | Non-Offensive TDs |
|-----|---------------|-------------------|
| 1. | K-State | 113 |
| 2. | Virginia Tech | 105 |
| T3. | Alabama | 100 |
| | Texas | 100 |

OFFENSIVE NOTES
CONTROLLING THE TEMPO

- K-State has showcased a balanced offense in the opening two games, highlighted by a 347.0-yard average on the ground to lead the Big 12 and rank third nationally.
- The Wildcats' 573 yards of total offense against Nicholls tied for the seventh most in school history and were the most ever in a season opener.
- With 521 yards against Bowling Green, K-State eclipsed the 500-yard total offense mark in the first two games of a season for the first time ever.

- The Wildcats' 547.0-yard average through two games ranks 11th in the nation.
- Also, the Cats possessed the ball for a total of 41:09 against Nicholls, the most in the nation in the opening weekend.
- They followed that up with 42:52 against Bowling Green, which is the most by the Wildcats since at least 1988, ranked eighth in Big 12 history and was the most by a Big 12 team since 2011.
- K-State enters the week atop the national rankings with a 42:00 average time of possession.

CONVERT AT A HIGH RATE

- K-State has converted on 19-of-28 third downs through two games, a figure that ranks third nationally.
- In the opener, K-State converted on 10-of-12 third downs (.833) and that mark was not only the highest in week one of the college football season but also the second highest in Big 12 history.
- The league record is by Oklahoma, which converted 9-of-10 third downs last season against Kansas.
- The Wildcats' rate against Nicholls was also the highest by K-State since at least 1989.

SPREAD THE WEALTH

- Five different Wildcats scored rushing touchdowns in the opener, the most rushing scores in a game since also having five against Charlotte in 2017.
- Additionally, 20 Wildcats played on the season-opening drive. However, six of those remained constant with the offensive line and quarterback **Skylar Thompson** staying in the entire drive.
- Of the other five offensive positions, 14 Wildcats rotated into the game for an average of 2.8 players per spot.
- Five players recorded touchdowns against Bowling Green, as eight different players have now recorded offensive touchdowns this season.
- Also, the Wildcats' 10 rushing touchdowns this season are the most through two games since 2002 and rank second in the country (Maryland, 11).

SKYLAR IN CHARGE

- Junior **Skylar Thompson** is now entrenched as the starting quarterback after splitting starting duties in 2017 and 2018.
- Thompson ranks fourth in school history in completion percentage (minimum 300 attempts) at 61.04-percent, while his 136.91 career passing efficiency rating ranks fifth in K-State history.
- Additionally, the Independence, Missouri, native has 2,443 career passing yards to rank 16th in school history and continues to climb the ladder each game.

HIGHLY EFFICIENT

• **Skylar Thompson** has begun the year as one of the most efficient quarterbacks in the nation. His 189.7 passer efficiency rating ranks 11th in the nation, but his 97.0 Total QBR by ESPN is tops in the country.

▼ TOTAL QBR (via ESPN)

| Rk. | Player | School | QBR |
|-----|------------------------|------------|------|
| 1. | Skylar Thompson | K-State | 97.0 |
| 2. | Jalen Hurts | Oklahoma | 93.9 |
| 3. | Justin Fields | Ohio State | 93.6 |
| 4. | Tua Tagovailoa | Alabama | 93.5 |
| 5. | Joe Burrow | LSU | 92.1 |

JAMES JUMPS RIGHT IN

• Senior running back **James Gilbert** has begun his K-State career with a pair of 100-yard games as he ran for 115 yards against Nicholls and 103 against Bowling Green.

• The Ball State transfer recorded the second-most rushing yards by a Wildcat in their debut (**Cornelius Davis**, 161 yards vs. Army in 1966), while he is the first Wildcat with consecutive 100-yard games to open a season since **John Hubert** in 2012.

RBs STEPPING UP

• **James Gilbert** leads a running back group that has combined for 554 yards and nine touchdowns over the first two games. Last year, K-State running backs totaled 13 touchdowns.

• The position group is headlined by three transfers in Gilbert, **Harry Trotter** (Louisville) and **Jordon Brown** (North Carolina).

• The trio of transfers came in at a good time for the Wildcats as K-State did not return a single rushing yard by a running back from the previous year for the first time since at least 1949.

VETERAN O-LINE

• The 2019 K-State offensive line is one of senior leadership as all five players who have started the first two games are seniors.

• The five starters along the line have combined for 104 starts with a majority of those coming from left tackle **Scott Frantz** (40), right guard **Tyler Mitchell** (32) center **Adam Holtorf** (27).

• Frantz has started every game since the beginning of 2016, a span of 40-straight starts. He is tied for seventh nationally in that department, while he ranks sixth among Wildcat offensive linemen in total starts since 1990.

▼ OFFENSIVE LINE STARTS*

| Rk. | Player | Years | Starts |
|-----|---------------------|----------------|-----------|
| 1. | B.J. Finney | 2011-14 | 52 |
| 2. | Cody Whitehair | 2012-15 | 51 |
| 3. | Dalton Risner | 2015-18 | 50 |
| 4. | Quinten Neujahr | 1990-93 | 45 |
| 5. | Nick Leckey | 2000-03 | 42 |
| 6. | Scott Frantz | 2016-19 | 40 |

* Since 1990

REACHING 1,000, STILL GOING

• Senior wide receiver **Dalton Schoen** hit a career milestone with his first catch of the 2019 season as he went over the 1,000-yard mark, becoming the 32nd player in school history with 1,000 career receiving yards.

• Schoen only has 59 career catches as his 18.1-yard average in his career currently ranks fourth in school history.

• His touchdown receptions have been even more impressive, averaging 44.5 yards on his six scores.

DEFENSIVE NOTES

GOOD START ON DEFENSE

• K-State currently leads the Big 12 in passing defense (102.5) and total defense (208.0), figures that rank fifth and eighth in the country, respectively.

• The Cats held Bowling Green to 140 total yards, marking the first time since the 2011 Eastern Kentucky game (129) that an opponent under had fewer than 150 yards.

• Bowling Green was also 0-for-11 on third downs, marking the first time since the 2003 KU game that the Wildcats have held an opponent to zero first downs (0-11). It was also the first time since 2011 that a Big 12 team did not allow a third down conversion.

• K-State held Bowling Green to just five first downs, the fewest it allowed since North Texas also had five in 2005.

• The Wildcats forced eight 3-and-outs against Bowling Green, the most since forcing nine against North Texas in 2005.

WELL RESTED

• K-State's defense enters the week well rested as it has only played 85 total snaps this season, an average of 42.5 snaps per game to rank as the fewest in the nation.

• The next closest team is Air Force, which has only played one game and defended against 50 plays in its opener against Colgate.

UNDER AVERAGE

• Kansas State generally held its Big 12 opponents under their season scoring averages over the past several years, and 2018 was no different.

• The Wildcats held six of their nine conference foes under their season scoring averages entering the game, highlighted by the Oklahoma State and Texas Tech contests.

• K-State held the Cowboys to 32.0 points below their season average, while the Red Raiders were at minus-35.8.

• The Wildcats got 2019 started in the right direction in that regard as they held a Nicholls team that averaged 32.3 points per game last year to only 14 points and Bowling Green to 0 after it had 46 in its opener.

▼ SCORING AVERAGE DIFFERENCE (2018)

| Team | PPG Entering Game | Points Scored | Difference |
|----------------|-------------------|---------------|------------|
| West Virginia | 46.0 | 35 | -11.0 |
| Texas | 31.2 | 19 | -12.2 |
| Baylor | 35.6 | 37 | +1.4 |
| Oklahoma State | 44.0 | 12 | -32.0 |
| Oklahoma | 48.6 | 51 | +2.4 |
| TCU | 28.1 | 14 | -14.1 |
| Kansas | 23.6 | 17 | -6.6 |
| Texas Tech | 41.8 | 6 | -35.8 |
| Iowa State | 25.5 | 42 | +16.5 |

BEHIND THE LINE

• A large majority of Kansas State's overall tackles, tackles for loss and sacks from the 2018 season are from players that return in 2019. Specifically, the Wildcats returned 82.0-percent of their TFLs and 88.9-percent of their sacks.

• It marks the first time since 1998 that Kansas State brings back at least 80 percent in both categories from the previous year.

• Defensive end **Reggie Walker** accounted for 25-percent (12.5) of the Wildcats' TFLs last season and 41.6-percent (7.5) of their sacks. Behind him was **Wyatt Hubert**, who had 17.0-percent (8.5) of the TFLs and 25.0-percent (4.0) of the sacks.

▼ WILDCATS IN THE NFL

With the NFL in the midst of its 100th season, K-State currently has 11 players NFL rosters. Of the 11 players, seven are on offense and four are on defense. The longest-tenured former Wildcat is **Darren Sproles** (15th year; Philadelphia), while **Tyler Lockett** (Seattle) and **Cornelius Lucas** (Chicago) are set to begin their fifth seasons.



K-State has two players from last year's squad on NFL rosters, which includes second-round draft pick **Dalton Risner** (Denver) and sixth-round pick **Duke Shelley** (Chicago). Their selections extended K-State's Big 12-leading streak with at least one player selected in the NFL Draft to a Big 12-record 26 years.

| Name | Team | Pos. | Exp. |
|-----------------|---------------|------|------|
| B.J. Finney | Pittsburgh | OL | 4th |
| Elijah Lee* | San Francisco | LB | 3rd |
| Tyler Lockett | Seattle | WR | 5th |
| Cornelius Lucas | Chicago | OT | 5th |
| Byron Pringle* | Kansas City | WR | 2nd |
| D.J. Reed Jr. | San Francisco | DB | 2nd |
| Dalton Risner | Denver | OL | R |
| Duke Shelley | Chicago | DB | R |
| Darren Sproles | Philadelphia | RB | 15th |
| Cody Whitehair | Chicago | OL | 4th |
| Jordan Willis | New York Jets | DE | 3rd |

* Practice Squad

▼ NFL CATS - WEEK 2

SUNDAY, SEPTEMBER 15

Seattle — **Tyler Lockett**
at Pittsburgh — **B.J. Finney**
12 p.m. (FOX)

San Francisco — **D.J. Reed Jr., Elijah Lee**
at Cincinnati — **Jordan Willis**
12 p.m. (FOX)

Kansas City — **Byron Pringle**
at Oakland
3:05 p.m. (CBS)

Chicago — **Cornelius Lucas, Duke Shelley, Cody Whitehair**
at Denver — **Dalton Risner**
3:05 p.m. (FOX)

Philadelphia — **Darren Sproles**
at Atlanta
7:20 p.m. (NBC)

▼ ON THIS DATE

SEPT 14

Record.....5-1
Streak.....Won 4
Last Time.....W, 37-7 vs. UMass
2013 • Manhattan, Kan.

ALL-TIME GAMES ON SEPT. 14

| Year | h/a | Opponent | Score | W/L |
|------|-----|-----------------------|-------|-----|
| 1974 | h | Tulsa..... | 31-14 | W |
| 1985 | h | Northern Iowa..... | 6-10 | L |
| 1991 | h | Idaho State..... | 41-7 | W |
| 1996 | h | Cincinnati..... | 35-0 | W |
| 2002 | h | Eastern Illinois..... | 63-13 | W |
| 2013 | h | UMass..... | 37-7 | W |

▼ 2019 HONOR ROLL

DEVIN ANCTIL • SENIOR • PUNTER

- Ray Guy Award watch list

JAMES GILBERT • SENIOR • RUNNING BACK

- Maxwell Award watch list

DENZEL GOOLSBY • SENIOR • DEFENSIVE BACK

- AFCA Good Works Team nominee
- Wuerffel Trophy watch list

ADAM HOLTORF • SENIOR • OFFENSIVE LINE

- Rimington Trophy watch list

WYATT HUBERT • SOPHOMORE • DEFENSIVE END

- Bronko Nagurski Trophy watch list

BLAKE LYNCH • JUNIOR • PLACE KICKER

- Lou Groza Award watch list

SKYLAR THOMPSON • JUNIOR • QUARTERBACK

- Johnny Unitas Golden Arm Award watch list

REGGIE WALKER • SENIOR • DEFENSIVE END

- Ted Henricks Award watch list
- Preseason All-Big 12

GREAT BOOKENDS

- Defensive ends **Wyatt Hubert** and **Reggie Walker** were continually in the opposing backfield last season, and the duo is back again in 2019.
- According to Pro Football Focus, Hubert ranked second and Walker was tied for third among returning Big 12 edge defenders in terms of QB pressures a year ago. Hubert got home 34 times on the year, while Walker was at 33.
- Also in the mix at end is senior **Kyle Ball**, who has played in 28 career games with six starts, and junior **Bronson Massie** has seen action in 23 games with one start.

BACK FOR MORE

- Sophomore defensive end **Wyatt Hubert** had an outstanding rookie campaign in 2018 as he earned Freshman All-America honors from *USA TODAY Sports* after carding 8.5 tackles for loss and 4.5 sacks.
- Hubert led all Big 12 freshmen in TFLs per game (0.71), while he was second among freshmen in sacks per game (0.38), the latter ranking third in the nation.

REGGIE CLOSING IN

- Senior defensive end **Reggie Walker** is closing in on one school record and is close to entering the top 10 in two other categories.
- The Ponchatoula, Louisiana, native has eight career forced fumbles to tie for third in school history and is one shy of tying the school record of nine held by **Darren Howard** (1996-99) and **Grady Newton** (1983-87).
- Walker also has 16.0 career sacks to sit two away from entering the school's top-10 list, while his 30.0 tackles for loss are nine shy of entering the record book.
- If Walker can get to 40.0 TFLs and 20.0 sacks, he would become just the fifth Wildcat to reach both benchmarks.

STOUT UP THE MIDDLE

- Not to be outdone by the edge, the interior of the defensive line also has a bevy of experience as senior **Trey Dishon** has started 39 games, including 37-straight to rank second nationally among defensive linemen.
- Joining Dishon at the other tackle spot is the combination of seniors **Jordan Mittie** and **Joe Davies**. That duo combined to start all 12 games last season, while Mittie started all 24 games in his career at Texas State before transferring to K-State.

SPECIAL TEAMS NOTES

SCORING IN THE THIRD PHASE

- Kansas State has been far and away the best team among FBS programs over the last decade-plus when it comes to scoring via a kickoff or punt return.
- The Wildcats have a combined 48 kickoff- and punt-return touchdowns since 2005, 19 more than any other FBS school over the last 14-plus seasons.

▼ PR/KOR TOUCHDOWNS SINCE 2005

| Rk. | School | PR/KOR TDs |
|-----|----------------|------------|
| 1. | K-State | 48 |
| T2. | Oklahoma State | 29 |
| | Oregon | 29 |
| | USC | 29 |
| T5. | Alabama | 28 |
| | North Carolina | 28 |

DEFENSE IN THE THIRD PHASE

- On the flip side, K-State has been just as consistent in terms of kickoff coverage.
- The Cats have not allowed a kickoff-return touchdown in the last 77 games as the last was against Louisiana on Sept. 7, 2013. During that stretch, K-State has defended against 294 kickoff returns.
- K-State has ranked in the top 30 nationally in kickoff return defense each of the last five seasons. The high-water mark during that stretch was a No. 2 national ranking in 2017 when the Wildcats allowed just 16.6 yards per return.

LYNCH WAS ACCURATE IN 2018

- A former walk-on, **Blake Lynch** is returning for his junior campaign after having one of the most accurate seasons in school history.
- Lynch, who earned a scholarship after the first game in 2018, finished the year by going 14-of-16 (87.5-percent) as he ranked 12th in the nation and third in school history in field goal percentage.
- A 2019 Lou Groza Award candidate, Lynch also led the Big 12 and ranked 14th nationally in field goals per game (1.56).
- Lynch is currently tied for 10th in the nation with a career field-goal percentage of 83.3.

ANCTIL BACK AFTER ALL-BIG 12 SEASON IN 2018

- A 2019 Ray Guy Award candidate after earning Honorable Mention All-Big 12 honors last year, **Devin Anctil** returns for his senior year.
- Anctil missed the first six games last year, but he made the second half of the season count as he held a 43.6-yard average to rank sixth in school history.
- His average would have led the Big 12 and ranked 25th nationally if he played in the minimum amount of games.

BROOKS GOT HIS FEET WET

- One of the five true freshmen last year that stayed below the redshirt threshold last year was **Phillip Brooks**, who helped the Wildcats in the return game late in the season.
- Brooks, who has retained his regular returning duties, returned three kickoffs last year for an 18.7-yard average and a punt for six yards.
- In addition to his returning duties, the Lee's Summit, Missouri, native is looking to become a regular in the wide receiver rotation. In the opener, Brooks caught his first three career passes while he also had a rush.

▼ OPPONENT BREAKDOWN



**JOE
MOORHEAD**

Overall Record: 48-18
Overall Season: 6th
Record at MSU: 10-5
Season at MSU: 2nd

MISSISSIPPI STATE STATISTICAL LEADERS

| RUSHING | | | | | | | |
|-----------------|------|-----|-------|---------|-----------|---------|-------|
| | Att | Net | Avg | TD | Lg | YPG | |
| Kylin Hill | 41 | 320 | 7.8 | 2 | 22 | 160.0 | |
| Nick Gipson | 7 | 58 | 8.3 | 2 | 19 | 29.0 | |
| L. Witherspoon | 7 | 40 | 5.7 | 1 | 22 | 40.0 | |
| PASSING | | | | | | | |
| | Cmp | Att | Int | Pct | Yds | TD | YPG |
| Tommy Stevens | 29 | 40 | 0 | 72.5 | 341 | 4 | 170.5 |
| Garrett Shrader | 7 | 11 | 0 | 63.6 | 71 | 0 | 71.0 |
| RECEIVING | | | | | | | |
| | No | Yds | Avg | TD | Long | YPG | |
| Osirus Mitchell | 8 | 134 | 16.8 | 2 | 31 | 67.0 | |
| Stephen Guidry | 7 | 68 | 9.7 | 1 | 19 | 34.0 | |
| DEFENSE | | | | | | | |
| | Solo | Ast | Total | TFL-Yds | Sacks-Yds | INT-Yds | |
| J. Landreus | 12 | 3 | 15 | 0-0 | 0-0 | 0-0 | |
| Erroll Thompson | 10 | 4 | 14 | 0-0 | 0-0 | 0-0 | |

2019 SCHEDULE

| Date | Opponent | Time (TV)/Result |
|----------|----------------------------------|------------------|
| Aug. 31 | vs. Louisiana (New Orleans, La.) | W, 38-28 |
| Sept. 7 | Southern Miss | W, 38-15 |
| Sept. 14 | Kansas State | 11 a.m. (ESPN) |
| Sept. 21 | Kentucky* | 3 p.m. (SEC) |
| Sept. 28 | at Auburn* | TBA |
| Oct. 12 | at Tennessee* | TBA |
| Oct. 19 | LSU | TBA |
| Oct. 26 | at Texas A&M* | TBA |
| Nov. 2 | at Arkansas* | TBA |
| Nov. 16 | Alabama* | TBA |
| Nov. 23 | Abilene Christian | TBA |
| Nov. 28 | Ole Miss* | 6:30 p.m. (ESPN) |

* Southeastern Conference Game

▼ SERIES HISTORY

FOURTH MEETING

MISSISSIPPI ST. LEADS, 2-1

| | |
|-----------------------------------|--------------|
| Record at Home | 1-1 |
| Record at Mississippi State | 0-1 |
| Games Decided by 3 Points or Less | 1-0 |
| Games Decided by 7 Points or Less | 1-1 |
| Longest Winning Streak | 1 (1977) |
| Current Streak | Lost 1 |
| Biggest Win | 21-24 (1977) |

| | | | |
|-----------|---|--------|---|
| 10/5/1974 | L | 16-21 | A |
| 10/1/1977 | W | 21-24* | H |
| 9/8/2018 | L | 10-31 | H |

*Mississippi St. forfeited its 24-21 win over K-State in 1977

▼ MSU AT A GLANCE

- The Bulldogs are off to a 2-0 start after knocking off Louisiana in New Orleans and Southern Miss in their home opener.
- The offense is balanced, averaging 235.5 yards per game on the ground and 206.0 through the air.
- Running back Kylin Hill is one of the best in the SEC and is averaging 160.0 yards per game so far this season.
- Quarterback Tommy Stevens is a Penn State transfer who has completed 29-of-40 passes for 341 yards and four scores this season while also adding one rushing touchdown.
- The defense is giving up 387.0 yards a game, 136.5 on the ground and 250.5 a game through the air.

▼ SERIES NOTES

- Saturday marks the fourth all-time meeting between the Wildcats and Bulldogs with Mississippi State holding a 2-1 advantage.
- MSU has won all three games on the field, but it was forced to forfeit its 24-21 victory in Manhattan in 1977.
- Last season in Manhattan, the Bulldogs totaled 538 yards, including 384 rushing yards, en route to a 31-10 victory.
- The Wildcats hold an all-time record of 46-86-5 against current members of the SEC, while they are 7-17 when taking out K-State's games against former Big 8/12 members Missouri and Texas A&M.
- K-State has won only one game on the road against an SEC team (excluding Missouri and Texas A&M), and that came in the form of a 5-0 triumph at Arkansas in 1910.
- Recent games against SEC opponents have included Auburn (2007 and 2014) and Vanderbilt (2017).
- K-State will host Vanderbilt next season, while the Wildcats also play Missouri in a two-game series, with the 2022 contest in Manhattan and the 2023 matchup in Columbia.

▼ NCAA TEAM RANKINGS



| CATEGORY | KS | MS |
|--------------------|-----|----|
| Rushing Offense | 3 | 27 |
| Passing Offense | 91 | 85 |
| Total Offense | 11 | 55 |
| Scoring Offense | 12 | 38 |
| Rushing Defense | 40 | 66 |
| Passing Defense | 5 | 95 |
| Total Defense | 8 | 81 |
| Scoring Defense | 5 | 52 |
| 3rd Down Offense | 3 | 78 |
| 3rd Down Defense | 1 | 46 |
| Red Zone Offense | 46 | 48 |
| Red Zone Defense | 90 | 25 |
| Net Punting | 124 | 9 |
| Punt Returns | 93 | 31 |
| Kickoff Returns | 14 | 88 |
| Turnover Margin | 21 | 4 |
| Time of Possession | 1 | 33 |
| Penalty Yards | 14 | 10 |

2018 RECAP

| | | | | | | | |
|-------|-----------------|---|----|---|---|---|----|
| 18/18 | MISSISSIPPI ST. | 3 | 14 | 7 | 7 | - | 31 |
| RV/RV | K-STATE | 3 | 0 | 7 | 0 | - | 10 |

Sept. 8 | Bill Snyder Family Stadium | Manhattan, Kan. | 11:02 a.m. | Att: 49,784



TEAM STATISTICS

| | MSU | K-STATE |
|---------------------------------------|----------------|----------------|
| FIRST DOWNS | 24 | 15 |
| Rushing | 18 | 7 |
| Passing | 6 | 5 |
| Penalty | 0 | 3 |
| NET YARDS RUSHING | 384 | 113 |
| Rushing Attempts | 39 | 35 |
| Average Per Rush | 9.8 | 3.2 |
| Rushing Touchdowns | 2 | 0 |
| Yards Gained Rushing | 388 | 137 |
| Yards Lost Rushing | 4 | 24 |
| NET YARDS PASSING | 154 | 100 |
| Completions-Attempts-Int | 11-27-1 | 9-21-1 |
| Average Per Attempt | 5.7 | 4.8 |
| Average Per Completion | 14.0 | 11.1 |
| Passing Touchdowns | 2 | 1 |
| TOTAL OFFENSE YARDS | 538 | 213 |
| Total offense plays | 66 | 56 |
| Average Gain Per Play | 8.2 | 3.8 |
| Fumbles: Number-Lost | 0-0 | 0-0 |
| Penalties: Number-Yards | 11-84 | 2-15 |
| PUNTS-YARDS | 1-34 | 6-238 |
| Average Yards Per Punt | 34.0 | 39.7 |
| Net Yards Per Punt | 34.0 | 36.5 |
| Inside 20 | 0 | 3 |
| 50+ Yards | 0 | 0 |
| Touchbacks | 0 | 1 |
| Fair catch | 0 | 1 |
| KICKOFFS-YARDS | 6-364 | 3-174 |
| Average Yards Per Kickoff | 60.7 | 58.0 |
| Net Yards Per Kickoff | 35.3 | 35.0 |
| Touchbacks | 1 | 0 |
| Punt returns: Number-Yards-TD | 1--1-0 | 0-0-0 |
| Average Per Return | -1.0 | 0.0 |
| Kickoff returns: Number-Yds-TD | 3-69-0 | 5-127-0 |
| Average Per Return | 23.0 | 25.4 |
| Interceptions: Number-Yds-TD | 1-0-0 | 1-11-0 |
| Fumble Returns: Number-Yds-TD | 0-0-0 | 0-0-0 |
| Possession Time | 30:34 | 29:26 |
| 1st Quarter | 8:47 | 6:13 |
| 2nd Quarter | 3:55 | 11:05 |
| 3rd Quarter | 7:24 | 7:36 |
| 4th Quarter | 10:28 | 4:32 |
| Third-Down Conversions | 7 of 12 | 3 of 12 |
| Fourth-Down Conversions | 0 of 1 | 0 of 0 |
| Red-Zone Scores-Chances | 4-5 | 1-1 |
| Touchdowns | 3-5 | 0-1 |
| Field goals | 1-5 | 1-1 |
| Sacks By: Number-Yards | 4-16 | 0-0 |
| PAT Kicks | 4-4 | 1-1 |
| Field Goals | 1-2 | 1-2 |

► Game Notes

• K-State has dropped its last three home games against ranked non-conference opponents as the last was No. 11 USC in 2002... The Wildcats are now 8-17 against current members of the SEC (minus long-time conference foes Missouri and Texas A&M), as their last regular-season win against the league was in 1982 (Kentucky).

• Running back **Alex Barnes** carded 75 rushing yards on 17 carries... Barnes now has 1,439 career rushing yards, moving from 20th to 16th in school history during the game.

• Kansas State redshirt freshman defensive end **Wyatt Hubert** recorded a third quarter interception... It was the first pick by a K-State defense line-man since **Matt Seiwert** had one against Missouri State in 2016.

• Defensive end **Reggie Walker** notched another tackle-for-loss, marking the fifth straight game with a TFL dating back to last season... Over that stretch, the Hendricks Award watchlist member, has 7.0 TFLs including 3.0 sacks.

• Mississippi State ended the game with 384 rushing yards... It was the most allowed by the Wildcats since they gave up 451 rushing yards against Nebraska in 2010... Bulldog running back Kylin Hill accounted for 211 rushing yards, the most allowed by a K-State defense to a single player since DeAndre Washington of Texas Tech had 248 yards in 2015... Nick Fitzgerald added 159 yards as they teamed to earn the first double 100-yard rushing game against the Wildcats since Trevone Boykin and Aaron Green of TCU in 2015.

MISSISSIPPI STATE RUSHES PAST K-STATE

MANHATTAN, Kan. — The Kansas State Wildcats fell to No. 18/18 Mississippi State Bulldogs 31-10, in front of 49,784 fans at Bill Snyder Family Stadium, as the Bulldogs rushed for 384 total yards, including 211 yards from sophomore running back Kylin Hill to hand the Wildcats their first defeat of the season.

K-State totaled 213 yards on offense, including a 23-yard touchdown strike from sophomore quarterback Skylar Thompson to junior wide receiver Dalton Schoen in the third quarter to mark the sole K-State touchdown. Redshirt freshman defensive end Wyatt Hubert set up the score with his first-career interception and the first interception of the season for the Wildcats.

HOW IT HAPPENED

After connecting on four field goals a week ago in the first half against South Dakota, sophomore place kicker Blake Lynch picked up where he left off on Saturday, scoring the first points of the game on a field goal from 26-yards out. The Lynch field goal matched the preceding Mississippi State drive, as the score was knotted 3-3 after two offensive series for each team.

On their third offensive possession of the game, the Bulldogs found the end zone on a 16-yard strike from senior quarterback Nick Fitzgerald to Hill. MSU led 10-3 with 14:20 left in the second quarter.

Mississippi State expanded its first-half lead with a three-play, 65-yard drive before half-time, capped off by a 28-yard touchdown rush from Hill. The Bulldogs entered the halftime break with a 17-3 lead, led by 261 yards of total offense.

In the second half, MSU found more success on the ground, as Hill found a gap and rushed for 52 yards to the K-State 13 yard-line. Mississippi State would later convert on the red-zone possession, as Fitzgerald completed a 13-yard pass to redshirt freshman wide receiver Austin Williams to bring the score to 24-3.

Later in the third quarter, Hubert came up with the team's first interception of the season on a deflected pass in the flats, giving the Wildcats an opportunity in Bulldog territory. On the next play from scrimmage, Thompson lofted a pass to Schoen, who caught the ball in the back of the end zone for a 23-yard touchdown to bring the score to 24-10 with 2:20 remaining in the third quarter.

In the fourth quarter, Mississippi State increased their lead to 31-10 with a 16-yard rush from Hill for his second touchdown of the game.

SCORING SUMMARY

| Team | Qtr/Time | Scoring Play | Conversion | Plays-Yds-TOP | Score |
|------|-----------|-------------------------------------|-----------------|---------------|-------|
| MS | 1st/9:07 | Christmann 30 yd field goal | | 10-70-3:32 | 3-0 |
| KS | 1st/3:53 | Lynch 26 yd field goal | | 11-54-5:07 | 3-3 |
| MS | 2nd/14:20 | Hill 16 yd pass from Fitzgerald | Christmann kick | 9-55-4:26 | 10-3 |
| MS | 2nd/3:33 | Hill 28 yd run | Christmann kick | 3-65-1:15 | 17-3 |
| MS | 3rd/10:18 | Williams 13 yd pass from Fitzgerald | Christmann kick | 5-95-1:59 | 24-3 |
| KS | 3rd/2:20 | Schoen 23 yd pass from Thompson | Lynch kick | 1-23-0:07 | 24-10 |
| MS | 4th/13:16 | Hill 16 yd run | Christmann kick | 8-76-3:57 | 31-10 |

STATISTICAL LEADERS

► Mississippi State

| Rushing | Att | Yds | TD | Lg | Avg |
|------------|-----|-----|----|----|------|
| Hill | 17 | 211 | 2 | 52 | 12.4 |
| Fitzgerald | 19 | 159 | 0 | 30 | 8.4 |
| Gibson | 3 | 14 | 0 | 9 | 4.7 |

| Passing | C-A-I | Yds | TD | Lg | Sack |
|------------|---------|-----|----|----|------|
| Fitzgerald | 11-27-1 | 154 | 2 | 32 | 0 |

| Receiving | Rec | Yds | TD | Lg |
|-----------|-----|-----|----|----|
| Guidry | 2 | 42 | 0 | 23 |
| Johnson | 2 | 37 | 0 | 32 |
| Jones | 1 | 21 | 0 | 21 |
| Hill | 1 | 16 | 1 | 16 |
| Williams | 1 | 13 | 1 | 13 |
| Gibson | 1 | 9 | 0 | 9 |
| Jackson | 1 | 6 | 0 | 6 |
| Green | 1 | 5 | 0 | 5 |
| Mitchell | 1 | 5 | 0 | 5 |

► Kansas State

| Rushing | Att | Yds | TD | Lg | Avg |
|----------|-----|-----|----|----|-----|
| Barnes | 17 | 75 | 0 | 15 | 4.4 |
| Thompson | 12 | 34 | 0 | 16 | 2.8 |
| Delton | 6 | 4 | 0 | 8 | 0.7 |

| Passing | C-A-I | Yds | TD | Lg | Sack |
|----------|--------|-----|----|----|------|
| Thompson | 7-17-0 | 86 | 1 | 23 | 1 |
| Delton | 2-4-1 | 14 | 0 | 15 | 3 |

| Receiving | Rec | Yds | TD | Lg |
|-----------|-----|-----|----|----|
| Schoen | 2 | 34 | 1 | 23 |
| Warmack | 2 | 21 | 0 | 18 |
| Barnes | 2 | 19 | 0 | 15 |
| Zuber | 2 | 11 | 0 | 12 |
| Reuter | 1 | 15 | 0 | 15 |

▼ CAREER STATS vs MISSISSIPPI STATE
TREY DISHON – DEFENSE

| Year | G/S | UA-AT-TT | TFL-Yds | Sack | INT | PD | F/R |
|--------------|------------|--------------|--------------|--------------|----------|----------|------------|
| 2018 | 1/1 | 1-0-1 | 0.0-0 | 0.0-0 | 0 | 0 | 0/0 |
| TOTAL | 1/1 | 1-0-1 | 0.0-0 | 0.0-0 | 0 | 0 | 0/0 |

CAREER HIGHS – Tackles: 1 (2018); **Solos:** 1 (2018).

DENZEL GOOLSBY – DEFENSE

| Year | G/S | UA-AT-TT | TFL-Yds | Sack | INT | PD | F/R |
|--------------|------------|--------------|--------------|--------------|----------|----------|------------|
| 2018 | 1/1 | 4-1-5 | 0.0-0 | 0.0-0 | 0 | 0 | 0/0 |
| TOTAL | 1/1 | 4-1-5 | 0.0-0 | 0.0-0 | 0 | 0 | 0/0 |

CAREER HIGHS – Tackles: 5 (2018); **Solos:** 4 (2018).

ANDREW HICKS – PUNTING

| Year | G | No. | Yds | Avg. | Long | In 20 |
|--------------|----------|----------|------------|-------------|-----------|----------|
| 2018 | 1 | 3 | 128 | 42.7 | 47 | 1 |
| TOTAL | 1 | 3 | 128 | 42.7 | 47 | 1 |

CAREER-HIGHS – Punts: 3 (2018); **Average:** 42.7 (2018); **Long:** 47 (2018); **In20:** 1 (2018).

WYATT HUBERT – DEFENSE

| Year | G/S | UA-AT-TT | TFL-Yds | Sack | INT | PD | F/R |
|--------------|------------|--------------|--------------|--------------|----------|----------|------------|
| 2018 | 1/1 | 3-1-4 | 0.0-0 | 0.0-0 | 1 | 1 | 0/0 |
| TOTAL | 1/1 | 3-1-4 | 0.0-0 | 0.0-0 | 1 | 1 | 0/0 |

CAREER HIGHS – Tackles: 4 (2018); **Solos:** 3 (2018); **INT:** 1 (2018); **PD:** 1 (2018).

BLAKE LYNCH – FIELD GOALS

| Year | FGM-A | Pct. | 1-19 | 20-29 | 30-39 | 40-49 | 50+ |
|--------------|------------|-------------|------------|------------|------------|------------|------------|
| 2018 | 1-2 | .500 | 0-0 | 1-1 | 0-0 | 0-0 | 0-1 |
| TOTAL | 1-2 | .500 | 0-0 | 1-1 | 0-0 | 0-0 | 0-1 |

CAREER HIGHS – FG: 1 (2018); **Long:** 26 (2018); **Extra Points:** 1 (2018).

JAHRON McPHERSON – DEFENSE

| Year | G/S | UA-AT-TT | TFL-Yds | Sack | INT | PD | F/R |
|--------------|------------|--------------|--------------|--------------|----------|----------|------------|
| 2018 | 1/0 | 1-0-1 | 0.0-0 | 0.0-0 | 0 | 0 | 0/0 |
| TOTAL | 1/0 | 1-0-1 | 0.0-0 | 0.0-0 | 0 | 0 | 0/0 |

CAREER HIGHS – Tackles: 1 (2018); **Solos:** 1 (2018).

WALTER NEIL JR. – DEFENSE

| Year | G/S | UA-AT-TT | TFL-Yds | Sack | INT | PD | F/R |
|--------------|------------|--------------|--------------|--------------|----------|----------|------------|
| 2018 | 1/1 | 5-1-6 | 0.0-0 | 0.0-0 | 0 | 1 | 0/0 |
| TOTAL | 1/1 | 5-1-6 | 0.0-0 | 0.0-0 | 0 | 1 | 0/0 |

CAREER HIGHS – Tackles: 6 (2018); **Solos:** 5 (2018); **PD:** 1 (2018).

AJ PARKER – DEFENSE

| Year | G/S | UA-AT-TT | TFL-Yds | Sack | INT | PD | F/R |
|--------------|------------|--------------|--------------|--------------|----------|----------|------------|
| 2018 | 1/1 | 3-0-3 | 0.0-0 | 0.0-0 | 0 | 2 | 0/0 |
| TOTAL | 1/1 | 3-0-3 | 0.0-0 | 0.0-0 | 0 | 2 | 0/0 |

CAREER HIGHS – Tackles: 3 (2018); **Solos:** 3 (2018); **PD:** 2 (2018).

DA'QUAN PATTON – DEFENSE

| Year | G/S | UA-AT-TT | TFL-Yds | Sack | INT | PD | F/R |
|--------------|------------|--------------|--------------|--------------|----------|----------|------------|
| 2018 | 1/1 | 3-1-4 | 0.0-0 | 0.0-0 | 0 | 0 | 0/0 |
| TOTAL | 1/1 | 3-1-4 | 0.0-0 | 0.0-0 | 0 | 0 | 0/0 |

CAREER HIGHS – Tackles: 4 (2018); **Solos:** 3 (2018).

DALTON SCHOEN – RECEIVING

| Year | G/S | Rec | Yds | Avg. | TD | Long |
|--------------|------------|----------|-----------|-------------|----------|-----------|
| 2018 | 1/1 | 2 | 34 | 17.0 | 1 | 23 |
| TOTAL | 1/1 | 2 | 34 | 17.0 | 1 | 23 |

CAREER-HIGHS – Catches: 2 (2018); **Yards:** 34 (2018); **TD:** 1 (2018); **Long Catch:** 23 (2017).

SKYLAR THOMPSON – PASSING

| Year | G/S | Cpl | Att | Int | Pct. | Yds. | TD | Lg | Effic. |
|--------------|------------|----------|-----------|----------|-------------|-----------|----------|-----------|--------------|
| 2018 | 1/1 | 7 | 17 | 0 | 41.2 | 86 | 1 | 23 | 103.1 |
| TOTAL | 1/1 | 7 | 17 | 0 | 41.2 | 86 | 1 | 23 | 103.1 |

CAREER-HIGHS – Comp: 7 (2018); **Att:** 17 (2018); **Yards:** 86 (2018); **TD:** 1 (2018); **Long Pass:** 23 (2018).

SKYLAR THOMPSON – RUSHING

| Year | G/S | Rush | Yds | Avg. | TD | Long |
|--------------|------------|-----------|-----------|------------|----------|-----------|
| 2018 | 1/1 | 12 | 34 | 2.8 | 0 | 16 |
| TOTAL | 1/1 | 12 | 34 | 2.8 | 0 | 16 |

CAREER-HIGHS – Rushes: 12 (2018); **Yards:** 34 (2018); **Long Rush:** 16 (2018).

REGGIE WALKER – DEFENSE

| Year | G/S | UA-AT-TT | TFL-Yds | Sack | INT | PD | F/R |
|--------------|------------|--------------|--------------|--------------|----------|----------|------------|
| 2018 | 1/1 | 4-0-4 | 1.0-4 | 0.0-0 | 0 | 0 | 0/0 |
| TOTAL | 1/1 | 4-0-4 | 1.0-4 | 0.0-0 | 0 | 0 | 0/0 |

CAREER HIGHS – Tackles: 4 (2018); **Solos:** 4 (2018).

DREW WILEY – DEFENSE

| Year | G/S | UA-AT-TT | TFL-Yds | Sack | INT | PD | F/R |
|--------------|------------|--------------|--------------|--------------|----------|----------|------------|
| 2018 | 1/0 | 1-0-1 | 0.0-0 | 0.0-0 | 0 | 0 | 0/0 |
| TOTAL | 1/0 | 1-0-1 | 0.0-0 | 0.0-0 | 0 | 0 | 0/0 |

CAREER HIGHS – Tackles: 1 (2018); **Solos:** 1 (2018).

▼ BIG 12 STANDINGS

| | Overall | Big 12 |
|---------------------------|------------|------------|
| Kansas State | 2-0 | 0-0 |
| Baylor | 2-0 | 0-0 |
| Oklahoma | 2-0 | 1-0 |
| Oklahoma State | 2-0 | 0-0 |
| Texas Tech. | 2-0 | 0-0 |
| Iowa State | 1-0 | 0-0 |
| TCU | 1-0 | 0-0 |
| Kansas | 1-1 | 0-0 |
| Texas | 1-1 | 0-0 |
| West Virginia | 1-1 | 0-0 |

▼ THIS WEEK IN THE BIG 12

FRIDAY, SEPTEMBER 13

Kansas at Boston College, 6:30 p.m. (ACCN)

SATURDAY, SEPTEMBER 14

K-State at Mississippi State, 11 a.m. (ESPN)

NC State at West Virginia, 11 a.m. (FS1)

Oklahoma State at Tulsa, 2:30 p.m. (ESPN2)

Iowa at Iowa State, 3 p.m. (FS1)

TCU at Purdue, 6:30 p.m. (BTN)

Oklahoma at UCLA, 7 p.m. (FOX)

Texas at Rice, 7 p.m. (CBS Sports Network)

NRG Stadium; Houston, Texas

Texa Tech at Arizona, 9:30 p.m. (ESPN)

▼ LAST WEEK IN THE BIG 12

SATURDAY, SEPTEMBER 7

K-State 52, Bowling Green 0

Missouri 38, West Virginia 7

Baylor 63, UTSA 14

Coastal Carolina 12, Kansas 7

Oklahoma 70, South Dakota 14

Oklahoma State 56, McNeese 14

LSU 45, Texas 38

Texas Tech 38, UTEP 3

▼ NEXT WEEK IN THE BIG 12

SATURDAY, SEPTEMBER 21

Louisiana Monroe at Iowa State, 11 a.m. (FS1)

SMU at TCU, 2:30 p.m. (FS1)

West Virginia at Kansas, 3:30 p.m. (Big 12 Now on ESPN+)

Baylor at Rice, 6 p.m. (CBSSN)

Oklahoma State at Texas, 6:30 p.m. (ABC)



NICHOLLS

0-1, 0-0 SLC

| Date | Opponent | Time (TV)/Result |
|----------|----------------------------|------------------|
| Aug. 31 | at K-State | L, 14-49 |
| Sept. 14 | at Prairie View A&M | 6 p.m. |
| Sept. 21 | at Stephen F. Austin* | 6 p.m. |
| Sept. 28 | at Texas State | TBA (ESPN+) |
| Oct. 5 | Central Arkansas* | 3 p.m. |
| Oct. 12 | Northwestern State* | 3 p.m. |
| Oct. 19 | at Sam Houston State* | 2 p.m. |
| Oct. 26 | Abilene Christian* | 3 p.m. |
| Nov. 2 | at Incarnate Word* | 4 p.m. |
| Nov. 9 | Houston Baptist* | 3 p.m. |
| Nov. 16 | McNeese* | 3 p.m. |
| Nov. 21 | at Southeastern Louisiana* | 6 p.m. |

* Southland Conference Game



BOWLING GREEN

1-1, 0-0 MAC

| Date | Opponent | Time (TV)/Result |
|----------|---------------------|---------------------|
| Aug. 29 | Morgan State | W, 46-3 |
| Sept. 7 | at K-State | L, 0-52 |
| Sept. 14 | Louisiana Tech | 4 p.m. (ESPN+) |
| Sept. 21 | at Kent State* | 2:30 p.m. |
| Oct. 5 | at Notre Dame | 2:30 p.m. (NBC) |
| Oct. 12 | Toledo* | TBA |
| Oct. 19 | Central Michigan* | TBA |
| Oct. 26 | at Western Michigan | 11 a.m. |
| Nov. 2 | Akron* | TBA |
| Nov. 13 | at Miami (OH)* | 7 p.m. (ESPN2/U) |
| Nov. 19 | Ohio* | 6:30 p.m. (ESPN2/U) |
| Nov. 29 | at Buffalo* | TBA |

* Mid-American Conference Game



MISSISSIPPI STATE

2-0, 0-0 SEC

| Date | Opponent | Time (TV)/Result |
|----------|-----------------------------|------------------|
| Aug. 31 | vs. Louisiana (New Orleans) | W, 38-28 |
| Sept. 7 | Southern Miss | W, 38-15 |
| Sept. 14 | K-State | 11 a.m. (ESPN) |
| Sept. 21 | Kentucky* | 3 p.m. (SEC) |
| Sept. 28 | at Auburn* | TBA |
| Oct. 12 | at Tennessee* | TBA |
| Oct. 19 | LSU* | TBA |
| Oct. 26 | at Texas A&M* | TBA |
| Nov. 2 | at Arkansas* | TBA |
| Nov. 16 | Alabama* | TBA |
| Nov. 23 | Abilene Christian | TBA |
| Nov. 28 | Ole Miss* | 6:30 p.m. (ESPN) |

* Southeastern Conference Game



OKLAHOMA STATE

2-0, 0-0 Big 12

| Date | Opponent | Time (TV)/Result |
|----------|-------------------|-------------------|
| Aug. 30 | at Oregon State | W, 52-36 |
| Sept. 7 | McNeese | W, 56-14 |
| Sept. 14 | at Tulsa | 2:30 p.m. (ESPN2) |
| Sept. 21 | at Texas* | 6:30 p.m. (ABC) |
| Sept. 28 | K-State* | TBA |
| Oct. 5 | at Texas Tech* | TBA |
| Oct. 19 | Baylor* | TBA |
| Oct. 26 | at Iowa State* | TBA |
| Nov. 2 | TCU* | TBA |
| Nov. 16 | Kansas* | TBA |
| Nov. 23 | at West Virginia* | TBA |
| Nov. 30 | Oklahoma* | TBA |

* Big 12 Conference Game



BAYLOR

2-0, 0-0 Big 12

| Date | Opponent | Time (TV)/Result |
|----------|--------------------|------------------|
| Aug. 31 | Stephen F. Austin | W, 56-17 |
| Sept. 7 | UTSA | W, 63-14 |
| Sept. 21 | at Rice | 6 p.m. (CBSSN) |
| Sept. 28 | Iowa State* | TBA |
| Oct. 5 | at K-State* | TBA |
| Oct. 12 | Texas Tech* | TBA |
| Oct. 19 | at Oklahoma State* | TBA |
| Oct. 31 | West Virginia* | 7 p.m. (ESPN) |
| Nov. 9 | at TCU* | TBA |
| Nov. 16 | Oklahoma* | TBA |
| Nov. 23 | Texas* | TBA |
| Nov. 30 | Kansas* | TBA |

* Big 12 Conference Game



TCU

1-0, 0-0 Big 12

| Date | Opponent | Time (TV)/Result |
|----------|---------------------|----------------------|
| Aug. 31 | Arkansas-Pine Bluff | W, 39-7 |
| Sept. 14 | at Purdue | 6:30 p.m. (BTN) |
| Sept. 21 | SMU | 2:30 p.m. (FS1) |
| Sept. 28 | Kansas* | TBA |
| Oct. 5 | at Iowa State* | TBA |
| Oct. 19 | at K-State* | TBA |
| Oct. 26 | Texas* | TBA |
| Nov. 2 | at Oklahoma State* | TBA |
| Nov. 9 | Baylor* | TBA |
| Nov. 16 | at Texas Tech* | TBA |
| Nov. 23 | at Oklahoma* | TBA |
| Nov. 29 | West Virginia* | 2:30 p.m. (ABC/ESPN) |

* Big 12 Conference Game



OKLAHOMA

2-0, 0-0 Big 12

| Date | Opponent | Time (TV)/Result |
|----------|----------------------------|------------------|
| Sept. 1 | Houston | W, 49-31 |
| Sept. 7 | South Dakota | W, 70-14 |
| Sept. 14 | at UCLA | 7 p.m. (FOX) |
| Sept. 28 | Texas Tech* | TBA |
| Oct. 5 | at Kansas* | TBA |
| Oct. 12 | vs. Texas* (Dallas, Texas) | 11 a.m. (FOX) |
| Oct. 19 | West Virginia* | TBA |
| Oct. 26 | at K-State* | TBA |
| Nov. 9 | Iowa State* | TBA |
| Nov. 16 | at Baylor* | TBA |
| Nov. 23 | TCU* | TBA |
| Nov. 30 | at Oklahoma State* | TBA |

* Big 12 Conference Game



KANSAS

1-1, 0-0 Big 12

| Date | Opponent | Time (TV)/Result |
|----------|--------------------|-------------------|
| Aug. 31 | Indiana State | W, 24-17 |
| Sept. 7 | Coastal Carolina | L, 7-12 |
| Sept. 13 | at Boston College | 6:30 p.m. (ACCN) |
| Sept. 21 | West Virginia* | 3:30 p.m. (ESPN+) |
| Sept. 28 | at TCU* | TBA |
| Oct. 5 | Oklahoma* | TBA |
| Oct. 19 | at Texas* | TBA |
| Oct. 26 | Texas Tech* | TBA |
| Nov. 2 | K-State* | TBA |
| Nov. 16 | at Oklahoma State* | TBA |
| Nov. 23 | at Iowa State* | TBA |
| Nov. 30 | Baylor* | TBA |

* Big 12 Conference Game



TEXAS

1-1, 0-0 Big 12

| Date | Opponent | Time (TV)/Result |
|----------|-------------------------------|-------------------|
| Aug. 31 | Louisiana Tech | W, 45-14 |
| Sept. 7 | LSU | L, 38-45 |
| Sept. 14 | at Rice (NRG Stadium) | 7 p.m. (CBSSN) |
| Sept. 21 | Oklahoma State* | 6:30 p.m. (ABC) |
| Oct. 5 | at West Virginia* | TBA |
| Oct. 12 | vs. Oklahoma* (Dallas, Texas) | 11 a.m. (FOX) |
| Oct. 19 | Kansas* | TBA |
| Oct. 26 | at TCU* | TBA |
| Nov. 9 | K-State* | TBA |
| Nov. 16 | at Iowa State* | TBA |
| Nov. 23 | at Baylor* | TBA |
| Nov. 29 | Texas Tech* | 11 a.m. (FOX/FS1) |

* Big 12 Conference Game



WEST VIRGINIA

1-1, 0-0 Big 12

| Date | Opponent | Time (TV)/Result |
|----------|-----------------|----------------------|
| Aug. 31 | James Madison | W, 20-13 |
| Sept. 7 | at Missouri | L, 7-38 |
| Sept. 14 | NC State | 11 a.m. (FS1) |
| Sept. 21 | at Kansas* | 3:30 p.m. (ESPN+) |
| Oct. 5 | Texas* | TBA |
| Oct. 12 | Iowa State* | TBA |
| Oct. 19 | at Oklahoma* | TBA |
| Oct. 31 | at Baylor* | 7 p.m. (ESPN) |
| Nov. 9 | Texas Tech* | TBA |
| Nov. 16 | at K-State* | TBA |
| Nov. 23 | Oklahoma State* | TBA |
| Nov. 29 | at TCU* | 2:30 p.m. (ABC/ESPN) |

* Big 12 Conference Game



TEXAS TECH

2-0, 0-0 Big 12

| Date | Opponent | Time (TV)/Result |
|----------|-------------------|-------------------|
| Aug. 31 | Montana State | W, 45-10 |
| Sept. 7 | UTEP | W, 38-3 |
| Sept. 14 | at Arizona | 9:30 p.m. (ESPN) |
| Sept. 28 | at Oklahoma* | TBA |
| Oct. 5 | Oklahoma State* | TBA |
| Oct. 12 | at Baylor* | TBA |
| Oct. 19 | Iowa State* | TBA |
| Oct. 26 | at Kansas* | TBA |
| Nov. 9 | at West Virginia* | TBA |
| Nov. 16 | TCU* | TBA |
| Nov. 23 | K-State* | TBA |
| Nov. 29 | at Texas* | 11 a.m. (FOX/FS1) |

* Big 12 Conference Game



IOWA STATE

1-0, 0-0 Big 12

| Date | Opponent | Time (TV)/Result |
|----------|-------------------|------------------|
| Aug. 31 | Northern Iowa | W, 29-26 (3 OT) |
| Sept. 14 | Iowa | 3 p.m. (FS1) |
| Sept. 21 | Louisiana-Monroe | 11 a.m. (FS1) |
| Sept. 28 | at Baylor* | TBA |
| Oct. 5 | TCU* | TBA |
| Oct. 12 | at West Virginia* | TBA |
| Oct. 19 | at Texas Tech* | TBA |
| Oct. 26 | Oklahoma State* | TBA |
| Nov. 9 | at Oklahoma* | TBA |
| Nov. 16 | Texas* | TBA |
| Nov. 23 | Kansas* | TBA |
| Nov. 30 | at K-State* | TBA |

* Big 12 Conference Game





CHRIS KLIEMAN

Head Coach

26th Year in Coaching • Seventh Year as a Head Coach
Northern Iowa '90, '92

Chris Klieman, a proven winner with a championship history, was named the 35th head football coach in Kansas State history on December 10, 2018.

Klieman (pronounced KLY-men) capped his five-year stint as head coach at North Dakota State by winning his fourth national championship in 2018. He tied Jim Tressel (Youngstown State) for the most FCS National Championships as a head coach, while he was a part of all seven of NDSU's national championships, the most in FCS history.

Klieman guided the 2018 Bison to a perfect 15-0 record, just the fifth team in FCS history to go undefeated and untied on the way to a national championship. North Dakota State also claimed that feat in 2013 when Klieman as the defensive coordinator.

A native of Waterloo, Iowa, Klieman finished first in NDSU history in winning percentage (.920) and third in victories (69).

Klieman's accomplishments as the Bison head coach came despite losing 23 seniors and welcoming seven new assistant coaches prior to his first season at the helm in 2014. That year, the Bison went 15-1 and won the national championship before going 13-2 with another national championship in 2015, 12-2 with a semifinal appearance in 2016 and 14-1 with a third national title in 2017.

"I'm very excited to have Chris Klieman lead our program," Athletics Director **Gene Taylor** said at the time of Klieman's hiring. "He is a perfect fit for us, both from a personal standpoint and as a head coach. He's a tremendous teacher who I had the pleasure to hire at NDSU and watched him turn into a very successful coach. He will bring a ton of energy and excitement. His teams play extremely hard, disciplined football. He's a winner. That's all he does is win, and we're excited to have Chris, Rhonda and the entire Klieman family join our K-State family. They will be a great fit not only for Kansas State Football and Kansas State Athletics, but also the entire community of Manhattan."

"This is an absolute dream job," Klieman, a four-time finalist for the Eddie Robinson Award as the FCS Coach of the Year, said. "I'm so happy and thrilled to follow a legend in Coach Snyder. I've followed him from afar, went to his camps while playing in Waterloo, Iowa, and played against his Kansas State team when I was at Northern Iowa. The opportunity to follow in an icon's footsteps is something I don't take for granted and don't take lightly. I know I have huge shoes to fill, and I'm excited to carry on his legacy. I have prepared my entire life for this opportunity and had great experiences at many institutions, most notably North Dakota State, where we've had unmatched success over the last eight years. I can't express how pleased I am, and I thank President Myers, Gene Taylor and the search committee for trusting in me and handing over the keys to this great program."

Klieman holds a 74-13 record in his six-plus seasons overall as head coach, including a 69-6 mark at North Dakota State. His 84.7 winning percentage as a head coach is the third-highest mark by an active coach among all NCAA Divisions, while it was the top mark among FCS coaches that finished their season in 2018 by over eight percent.

Klieman's record is even more impressive considering 39 of his 69 wins at North Dakota State (56.5 percent) came over ranked opponents, while he had two wins in two tries over FBS competition — a 34-14 victory at Iowa State in his first game at the helm of NDSU and a 23-21 triumph at 11th-ranked Iowa in 2016. His teams have also been stellar in protecting home field as evidenced

by his 43-3 home record at NDSU, which includes winning each of his last 19 games at the FargoDome.

The Bison won the Missouri Valley Football Conference each of his five years as head coach and put together a collective 36-4 (90.0 percent) record against conference foes during that time. He was named the Bruce Craddock MVFC Coach of the Year in 2017, while he was the 2014 Rawlings Football/American Football Monthly FCS Coach of the Year and the 2018 AFCA Region 4 FCS Coach of the Year.

"We're pleased to welcome Coach Klieman to Kansas State University," President **Richard Myers** said. "Athletic Director Gene Taylor conducted a high-quality, thorough search and we are confident Chris puts us in a great position for future success. We know he will receive the tremendous support for which we have become nationally known. This is a great time to be a Wildcat!"

Klieman's teams were a model of success at NDSU, ranking highly in many of the key statistical categories throughout his tenure. The Bison scoring offense ranked in the top 10 each of his final three seasons in Fargo, including a 41.5-points-per-game mark to rank sixth in 2018, and their total offense mark ranked in the top 20 the final two years, including a 271.7-yard mark in 2018 to rank 14th in the nation.

Klieman, who came up through the coaching ranks on defense, has always produced on that side of the ball as NDSU finished his final season ranked in the top 15 in red zone defense (1st), scoring defense (3rd) and total defense (5th). The Bison ranked in the top six in scoring and total defense in four of his five seasons as head coach, including a No. 1 national ranking in total defense in 2017 (237.4).

Elevated from defensive coordinator to head coach at NDSU on December 15, 2013, Klieman's defensive units during his two-year run as coordinator each included top-10 rankings in scoring defense, total defense, rushing defense and passing defense. Highlighting that run were No. 1 rankings in scoring defense in both 2012 and 2013, and total defense in 2012, the latter when he was named the Football Scoop FCS Coordinator of the Year. NDSU also led the nation in scoring defense when he was the defensive backs coach in 2011.

Klieman began his coaching career as a graduate assistant at his alma mater, Northern Iowa, in 1991 and 1992 before being promoted to an assistant coach in 1993. He went on to Western Illinois as an assistant coach from 1994 to 1996 before serving as a graduate assistant at Kansas in 1997 and an assistant coach at Missouri State in 1999.

Klieman then moved on to Division III Loras College in Dubuque, Iowa, where he was the defensive coordinator from 2002 to 2004 before taking over as head coach for the 2005 season. He returned to Northern Iowa in 2006 as an assistant coach before being elevated to defensive coordinator for the 2009 and 2010 seasons.

Klieman was a three-time All-Gateway Conference defensive back at Northern Iowa and four-year letterwinner from 1986-90. He graduated from UNI in 1990 with a bachelor's degree in health education and a master's degree in physical education in 1992.

Klieman and his wife, **Rhonda**, are parents of two sons, **Devin** and **Colby**, and one daughter, **Haley**.

▼ THE KLIEMAN FILE

| | |
|--------------|---------------------|
| Hometown: | Waterloo, Iowa |
| High School: | Columbus Catholic |
| Spouse: | Rhonda |
| Children: | Devin, Colby, Haley |

EDUCATION

| |
|---|
| Bachelor's Degree in Health Education (Northern Iowa, 1990) |
| Master's Degree in Physical Education (Northern Iowa, 1992) |

PLAYING EXPERIENCE

Northern Iowa, Defensive Back (1986-90)

COACHING EXPERIENCE

| Year | Position | School |
|---------|-----------------------------|--------------------|
| 1991-92 | Graduate Assistant | Northern Iowa |
| 1993 | Defensive Backs | Northern Iowa |
| 1994-96 | Defensive Backs | Western Illinois |
| 1997 | Graduate Assistant | Kansas |
| 1999 | Defensive Backs | Missouri State |
| 2002-04 | Defensive Coordinator | Loras College |
| 2005 | Head Coach | Loras College |
| 2006-07 | Defensive Backs | Northern Iowa |
| 2008 | Co-Defensive Coordinator/DB | Northern Iowa |
| 2009-10 | Defensive Coordinator/DB | Northern Iowa |
| 2011 | Defensive Backs | North Dakota State |
| 2012-13 | Defensive Coordinator/DB | North Dakota State |
| 2014-18 | Head Coach | North Dakota State |
| 2019 | Head Coach | Kansas State |

YEAR-BY-YEAR RECORD

| Year | School (Pos.) | Rec. (Conf) | Conf. Finish |
|------------------------------|--|-----------------|--------------|
| 1991 | Northern Iowa (GA) | 11-2 (5-1) | 1st |
| | ► MVFC Championships; FCS Quarterfinals | | |
| 1992 | Northern Iowa (GA) | 12-2 (5-1) | 1st |
| | ► MVFC Championships; FCS Semifinals | | |
| 1993 | Northern Iowa (DB) | 8-4 (5-1) | 1st |
| | ► MVFC Championships; FCS Playoffs | | |
| 1994 | Western Illinois (DB) | 8-3 (4-2) | 2nd |
| 1995 | Western Illinois (DB) | 4-7 (2-4) | t5th |
| 1996 | Western Illinois (DB) | 9-3 (3-2) | 2nd |
| | ► FCS Playoffs | | |
| 1997 | Kansas (GA) | 5-6 (3-5) | 5th (North) |
| 1999 | Missouri State (DB) | 5-6 (2-4) | t4th |
| 2002 | Loras College (DC) | 5-5 (4-5) | 5th |
| 2003 | Loras College (DC) | 7-3 (5-3) | 3rd |
| 2004 | Loras College (DC) | 4-6 (3-5) | 7th |
| 2005 | Loras College (HC) | 3-7 (2-6) | 7th |
| 2006 | Northern Iowa (DB) | 7-4 (5-2) | 3rd |
| 2007 | Northern Iowa (DB) | 12-1 (6-0) | 1st |
| | ► MVFC Championships; FCS Quarterfinals | | |
| 2008 | Northern Iowa (Co-DC/DB) | 12-3 (7-1) | t1st |
| | ► MVFC Championships; FCS Semifinals | | |
| 2009 | Northern Iowa (DC/DB) | 7-4 (5-3) | 3rd |
| 2010 | Northern Iowa (DC/DB) | 7-5 (6-2) | 1st |
| | ► MVFC Championships; FCS Playoffs | | |
| 2011 | North Dakota State (DB) | 14-1 (7-1) | 1st |
| | ► MVFC Championships; FCS National Champions | | |
| 2012 | North Dakota State (DC/DB) | 14-1 (7-1) | 1st |
| | ► MVFC Championships; FCS National Champions | | |
| 2013 | North Dakota State (DC/DB) | 15-0 (8-0) | 1st |
| | ► MVFC Championships; FCS National Champions | | |
| 2014 | North Dakota State (HC) | 15-1 (7-1) | 1st |
| | ► MVFC Championships; FCS National Champions | | |
| 2015 | North Dakota State (HC) | 13-2 (7-1) | 1st |
| | ► MVFC Championships; FCS National Champions | | |
| 2016 | North Dakota State (HC) | 12-2 (7-1) | 1st |
| | ► MVFC Championships; FCS Semifinals | | |
| 2017 | North Dakota State (HC) | 14-1 (7-1) | 1st |
| | ► MVFC Championships; FCS National Champions | | |
| 2018 | North Dakota State (HC) | 15-0 (8-0) | 1st |
| | ► MVFC Championships; FCS National Champions | | |
| 2019 | Kansas State (HC) | 2-0 | |
| OVERALL RECORD (HC and Asst) | | 240-79 (130-53) | |
| RECORD AS A HEAD COACH | | 74-13 (38-10) | |

▼ KLIEMAN RECORD BREAKDOWN

| | |
|--|--------------|
| Overall..... | 74-13 (.851) |
| Overall (K-State)..... | 2-0 (1.000) |
| Home (Overall)..... | 47-6 (.887) |
| Home (K-State)..... | 2-0 (1.000) |
| Away (Overall)..... | 23-7 (.767) |
| Away (K-State)..... | 0-0 (.000) |
| Neutral..... | 4-0 (1.000) |
| Conference (Overall)..... | 38-10 (.792) |
| Conference (K-State)..... | 0-0 (.000) |
| Home Conference (Overall)..... | 19-5 (.792) |
| Home Conference (K-State)..... | 0-0 (.000) |
| Away Conference (Overall)..... | 19-5 (.792) |
| Away Conference (K-State)..... | 0-0 (.000) |
| Non-Conference (Overall)..... | 36-3 (.923) |
| Non-Conference (K-State)..... | 2-0 (1.000) |
| Home Non-Conference (Overall)..... | 28-1 (.966) |
| Home Non-Conference (K-State)..... | 2-0 (1.000) |
| Away Non-Conference (Overall)..... | 4-2 (.667) |
| Away Non-Conference (K-State)..... | 0-0 (.000) |
| Neutral Non-Conference..... | 4-0 (1.000) |
| FCS Playoffs..... | 18-1 (.947) |
| Home..... | 14-1 (.933) |
| Neutral..... | 4-0 (1.000) |
| Coming Off a Loss*..... | 6-5 (.545) |
| at K-State*..... | 0-0 (.000) |
| Coming Off a Win*..... | 62-7 (.899) |
| at K-State*..... | 0-0 (.000) |
| Coming Off a Bye..... | 17-0 (1.000) |
| at K-State..... | 10-0 (1.000) |
| In August..... | 3-1 (.750) |
| In September..... | 17-3 (.850) |
| In October..... | 22-4 (.846) |
| In November..... | 14-4 (.778) |
| In December..... | 14-1 (.933) |
| In January..... | 4-0 (1.000) |
| Friday..... | 4-1 (.800) |
| Saturday..... | 70-12 (.854) |
| Scoring First..... | 52-7 (.881) |
| at K-State..... | 2-0 (1.000) |
| Opponent Scores First..... | 22-6 (.786) |
| at K-State..... | 0-0 (.000) |
| Leading at Halftime..... | 60-4 (.938) |
| at K-State..... | 2-0 (1.000) |
| Behind at Halftime..... | 8-9 (.471) |
| at K-State..... | 0-0 (.000) |
| Tied at Halftime..... | 6-0 (1.000) |
| at K-State..... | 0-0 (.000) |
| Overtime..... | 3-0 (1.000) |
| Outgain Opponent..... | 72-2 (.973) |
| at K-State..... | 2-0 (1.000) |
| Outgained by Opponent..... | 2-11 (.154) |
| at K-State..... | 0-0 (.000) |
| Win Turnover Battle..... | 47-6 (.887) |
| at K-State..... | 1-0 (1.000) |
| Lose Turnover Battle..... | 13-4 (.765) |
| at K-State..... | 0-0 (.000) |
| Equal Turnovers..... | 14-3 (.824) |
| at K-State..... | 1-0 (1.000) |
| With 100-Yard Rusher..... | 43-0 (1.000) |
| at K-State..... | 2-0 (1.000) |
| Scoring a Defensive Touchdown..... | 15-0 (1.000) |
| at K-State..... | 1-0 (1.000) |
| Scoring a Special Teams Touchdown..... | 5-1 (.833) |
| at K-State..... | 0-0 (.000) |

* In Season Only

LORAS COLLEGE

2005

(3-7/2-6 Iowa Intercollegiate Athletic Conference)

| Date | Opponent | Score | W / L |
|----------|----------------------------|-------|-------|
| Sept. 3 | Concordia (Ill.)..... | 48-3 | W |
| Sept. 10 | at No. 22 St. Ambrose..... | 28-29 | L |
| Sept. 17 | at Buena Vista..... | 0-14 | L |
| Sept. 24 | Central College..... | 0-21 | L |
| Oct. 1 | at Cornell College..... | 27-14 | W |
| Oct. 15 | Simpson College..... | 15-7 | W |
| Oct. 22 | Wartburg College..... | 10-14 | L |
| Oct. 29 | at Luther College..... | 19-22 | L |
| Nov. 5 | Coe College..... | 14-24 | L |
| Nov. 12 | at Dubuque..... | 18-20 | L |

NORTH DAKOTA STATE

2014

(15-1/7-1 Missouri Valley Football Conference)

MVFC Champions

FCS National Champions

| Date | Opponent | Score | W / L |
|--|--------------------------------|-------|-------|
| Aug. 30 | at Iowa State..... | 34-14 | W |
| Sept. 6 | at Weber State..... | 24-7 | W |
| Sept. 13 | Incarnate World..... | 58-0 | W |
| Sept. 20 | No. 3 Montana..... | 22-10 | W |
| Oct. 4 | at Western Illinois..... | 17-10 | W |
| Oct. 11 | No. 12 Southern Illinois..... | 38-10 | W |
| Oct. 18 | No. 22 Indiana State..... | 34-17 | W |
| Oct. 25 | at South Dakota..... | 47-7 | W |
| Nov. 1 | No. 18 South Dakota State..... | 37-17 | W |
| Nov. 8 | at No. 19 Northern Iowa..... | 3-23 | L |
| Nov. 15 | at Missouri State..... | 45-10 | W |
| Nov. 22 | No. 20 Youngstown State..... | 38-14 | W |
| NCAA FCS Second Round | | | |
| Dec. 6 | No. 13 South Dakota State..... | 27-24 | W |
| NCAA FCS Quarterfinal | | | |
| Dec. 13 | No. 6 Coastal Carolina..... | 39-32 | W |
| NCAA FCS Semifinal | | | |
| Dec. 19 | No. 19 Sam Houston State..... | 35-3 | W |
| NCAA Division I Football Championship (Frisco, Texas) | | | |
| Jan. 10 | No. 2 Illinois State..... | 29-27 | W |

2015

(13-2/7-1 Missouri Valley Football Conference)

MVFC Champions

FCS National Champions

| Date | Opponent | Score | W / L |
|--|----------------------------------|-------|-------|
| Aug. 29 | at No. 12 Montana State..... | 35-38 | L |
| Sept. 12 | Weber State..... | 41-14 | W |
| Sept. 19 | North Dakota..... | 34-9 | W |
| Oct. 3 | at No. 5 South Dakota State..... | 28-7 | W |
| Oct. 10 | No. 10 Northern Iowa..... | 31-28 | W |
| Oct. 17 | South Dakota..... | 21-24 | L |
| Oct. 24 | at No. 18 Indiana State..... | 28-14 | W |
| Oct. 31 | at Southern Illinois..... | 35-29 | W |
| Nov. 7 | Western Illinois..... | 59-7 | W |
| Nov. 14 | at No. 20 Youngstown State..... | 27-24 | W |
| Nov. 21 | Missouri State..... | 55-0 | W |
| NCAA FCS Second Round | | | |
| Dec. 5 | No. 16 Montana..... | 37-6 | W |
| NCAA FCS Quarterfinal | | | |
| Dec. 12 | No. 14 Northern Iowa..... | 23-13 | W |
| NCAA FCS Semifinal | | | |
| Dec. 18 | No. 11 Richmond..... | 33-7 | W |
| NCAA Division I Football Championship (Frisco, Texas) | | | |
| Jan. 9 | No. 1 Jacksonville State..... | 37-10 | W |

2016

(12-2/7-1 Missouri Valley Football Conference)

MVFC Champions

| Date | Opponent | Score | W / L |
|----------|---------------------------------|------------|-------|
| Aug. 27 | No. 6 Charleston Southern..... | 24-17 (OT) | W |
| Sept. 10 | No. 8 Eastern Washington..... | 50-44 (OT) | W |
| Sept. 17 | at No. 11 Iowa..... | 23-21 | W |
| Oct. 1 | No. 18 Illinois State..... | 31-10 | W |
| Oct. 8 | at Missouri State..... | 27-3 | W |
| Oct. 15 | No. 11 South Dakota State..... | 17-19 | L |
| Oct. 22 | at No. 12 Western Illinois..... | 21-13 | W |
| Oct. 29 | at Northern Iowa..... | 24-20 | W |
| Nov. 5 | No. 13 Youngstown State..... | 24-3 | W |
| Nov. 12 | Indiana State..... | 41-17 | W |
| Nov. 19 | at South Dakota..... | 28-21 | W |

NCAA FCS Second Round

| | | | |
|--------|-----------------------|------|---|
| Dec. 3 | No. 24 San Diego..... | 45-7 | W |
|--------|-----------------------|------|---|

NCAA FCS Quarterfinal

| | | | |
|---------|-------------------------------|-------|---|
| Dec. 10 | No. 7 South Dakota State..... | 36-10 | W |
|---------|-------------------------------|-------|---|

NCAA FCS Semifinal

| | | | |
|---------|--------------------------|-------|---|
| Dec. 18 | No. 5 James Madison..... | 17-27 | L |
|---------|--------------------------|-------|---|

2017

(14-1/7-1 Missouri Valley Football Conference)

MVFC Champions

FCS National Champions

| Date | Opponent | Score | W / L |
|--|----------------------------------|------------|-------|
| Sept. 2 | Mississippi Valley State..... | 72-7 | W |
| Sept. 9 | at No. 6 Eastern Washington..... | 40-13 | W |
| Sept. 23 | Robert Morris..... | 56-0 | W |
| Sept. 30 | Missouri State..... | 38-11 | W |
| Oct. 7 | at Indiana State..... | 52-0 | W |
| Oct. 14 | at No. 8 Youngstown State..... | 27-24 (OT) | W |
| Oct. 21 | No. 10 Western Illinois..... | 24-12 | W |
| Oct. 28 | No. 25 Northern Iowa..... | 30-14 | W |
| Nov. 4 | at No. 8 South Dakota State..... | 21-33 | L |
| Nov. 11 | No. 10 South Dakota..... | 49-14 | W |
| Nov. 18 | at No. 21 Illinois State..... | 20-7 | W |
| NCAA FCS Second Round | | | |
| Dec. 2 | San Diego..... | 38-3 | W |
| NCAA FCS Quarterfinal | | | |
| Dec. 9 | No. 8 Wofford..... | 42-10 | W |
| NCAA FCS Semifinal | | | |
| Dec. 15 | No. 5 Sam Houston State..... | 55-13 | W |
| NCAA Division I Football Championship (Frisco, Texas) | | | |
| Jan. 6 | No. 1 James Madison..... | 17-13 | W |

2018

(15-0/8-0 Missouri Valley Football Conference)

MVFC Champions

FCS National Champions

| Date | Opponent | Score | W / L |
|--|-------------------------------|-------|-------|
| Sept. 1 | Cal Poly..... | 49-3 | W |
| Sept. 15 | North Alabama..... | 38-7 | W |
| Sept. 22 | Delaware..... | 38-10 | W |
| Sept. 29 | No. 3 South Dakota State..... | 21-17 | W |
| Oct. 6 | at No. 22 Northern Iowa..... | 56-31 | W |
| Oct. 13 | at Western Illinois..... | 34-7 | W |
| Oct. 20 | Illinois State..... | 28-14 | W |
| Oct. 27 | at South Dakota..... | 59-14 | W |
| Nov. 3 | Youngstown State..... | 17-7 | W |
| Nov. 10 | at Missouri State..... | 48-7 | W |
| Nov. 17 | Southern Illinois..... | 65-17 | W |
| NCAA FCS Second Round | | | |
| Dec. 1 | No. 23 Montana State..... | 52-10 | W |
| NCAA FCS Quarterfinal | | | |
| Dec. 8 | No. 7 Colgate..... | 35-0 | W |
| NCAA FCS Semifinal | | | |
| Dec. 14 | No. 5 South Dakota State..... | 44-21 | W |
| NCAA Division I Football Championship (Frisco, Texas) | | | |
| Jan. 5 | No. 3 Eastern Washington..... | 38-24 | W |



SCOTTIE HAZELTON GAMEDAY: FIELD
 Defensive Coordinator/Linebackers
 24th Year in Coaching • Fort Lewis '97

- A 23-year coaching veteran with stints at all levels of collegiate football and the NFL.
- Spent the last two seasons at Wyoming where his defenses ranked in the top 25 nationally in total defense and top 30 nationally in scoring defense.
- Saw 13 Wyoming defenders earn all-conference honors, including four by LBs.
- Spent the 2014 through 2016 seasons as the assistant linebackers coach for the Jacksonville Jaguars.
- Was on the staff at North Dakota State with Chris Klieman in 2011.



COURTNEY MESSINGHAM GAMEDAY: BOOTH
 Offensive Coordinator/Tight Ends/Fullbacks
 30th Year in Coaching • Northern Iowa '90

- A 29-year coaching veteran who has served as a coordinator at multiple stops in addition to coaching virtually every offensive position.
- Spent the last two seasons at North Dakota State, including the 2018 campaign when the Bison set the school and Missouri Valley Conference Football records for points, touchdowns, rushing offense, total offense and rushing touchdowns.
- Familiar with the Big 12 having coached at Iowa State (2009-13), including the last two seasons as the offensive coordinator.
- Played with Chris Klieman at Northern Iowa and both are Waterloo, Iowa, natives.



BRIAN ANDERSON GAMEDAY: FIELD
 Running Backs
 25th Year in Coaching • Western Illinois '94

- A 24-year coaching veteran with ties to the state of Kansas having coached at Highland CC and Coffeyville CC.
- Has coached running backs, wide receivers and tight ends during his career.
- Served on staffs under former head coach Jerry Kill at Southern Illinois (2001-07), Northern Illinois (2008-10) and Minnesota (2014-16).
- Produced Minnesota's first 1,000-yard rusher in eight years during the 2013 season when David Cobb rushed for 1,202 yards.
- Spent the 2018 season coaching wide receivers at Illinois State.



JOE KLANDERMAN GAMEDAY: BOOTH
 Safeties
 18th Year in Coaching • Minnesota State '01

- A five-year member of Chris Klieman's staff at North Dakota State where he helped the Bison win four national championships.
- Helped tutor NDSU players to a total of 100 interceptions over the last five years as the defensive backs coach.
- North Dakota State ranked first in the nation in interceptions in 2018 with 23, including 11 by safeties Robbie Grimsley (6) and James Hendricks (5).
- Spent the first 12 years of his career at Minnesota State, including the final seven seasons as the defensive coordinator.



COLLIN KLEIN GAMEDAY: BOOTH
 Quarterbacks
 Sixth Year in Coaching • Kansas State '11

- A 2012 Heisman Trophy finalist and one of the greatest quarterbacks to ever don a Kansas State uniform.
- Entering his sixth year in coaching, fifth overall at K-State and third as a full-time assistant coach.
- Coached quarterbacks at Northern Iowa in 2016.
- Has tutored Skylar Thompson, who has started 14 games over the first two years of his career as is just the second player in school history to reach 2,000 career passing yards prior to entering his junior season.



VAN MALONE GAMEDAY: FIELD
 Cornerbacks
 21st Year in Coaching • Houston '02

- A 20-year veteran who has several ties to the Big 12 and was a successful defensive back in both college and the NFL.
- Served as the defensive coordinator at SMU from 2015 to 2017.
- Entering his third stint in the Big 12 having coached at Texas A&M (2006-09) and Oklahoma State (2012-14).
- An All-American safety as a senior at Texas in 1993 who went on to play five seasons in the NFL with the Detroit Lions.
- Coached with Buddy Wyatt at TAMU and SMU, and Jason Ray at Oklahoma State.



JASON RAY GAMEDAY: FIELD
 Wide Receivers
 11th Year in Coaching • Missouri '07

- Entering his 11th year in coaching and third stint in the Big 12 as either a player or coach having played at Missouri (2003-07) and coached at Oklahoma State (2013-14).
- Spent the 2018 season at North Dakota State where he coached all-conference receiver and FCS National Championship Most Outstanding Player Darrius Shephard.
- Coached the previous two years at Missouri State and one year at Northern Iowa.
- Worked with Van Malone for two seasons at Oklahoma State (2013-14).



CONOR RILEY GAMEDAY: FIELD
 Offensive Line
 17th Year in Coaching • Omaha '03

- A 16-year coaching veteran who spent the previous six seasons at North Dakota State, including the last five as the offensive line coach.
- NDSU averaged at least 235 yards per game and ranked in the top 10 nationally in rushing every year he was on staff.
- Coached players to nine All-Americans honors in six years at NDSU, while the Bison had five-straight players named the top offensive lineman in the nation by the FCS Athletic Directors Association.
- Tutored Joe Haeg, a former walk-on who is currently with the Indianapolis Colts.



MIKE TUIASOSOPO GAMEDAY: BOOTH
 Defensive Tackles
 28th Year in Coaching • Pacific Lutheran '89

- Holds 20 years' worth of Division I coaching experience and 27 years overall in the profession.
- Had several stops throughout the Pac-10/12 having coached at Arizona, Colorado, UCLA and USC.
- Also had stints at Utah State, Nevada and Utah.
- Has tutored the defensive line, linebackers and special teams throughout his career.
- Comes from a football-rich family tradition as his uncle, cousin, four siblings and nephew all played in the NFL.



BUDDY WYATT GAMEDAY: FIELD
 Defensive Ends
 29th Year in Coaching • TCU '90

- A veteran defensive line coach who has worked in the Big 12, SEC, Big Ten and American Athletic Conference during his 27-year career.
- Coached the defensive line from 2015 through 2017 at SMU under then-defensive coordinator and current K-State cornerbacks coach Van Malone.
- Appointment at K-State is seventh tour of duty in Big 12 having coached at Oklahoma State, Colorado, Texas A&M, Nebraska and Kansas.
- Helped tutor current NFL players Von Miller, Ndamukong Suh and Michael Bennett.
- Played defensive line at TCU (1986-89).

▼ K-STATE SUPPORT STAFF

Graduate Assistants

Grant Rohach, Sam Young (Offense)
 Travis Britz, Jake Vang (Defense)

Analysts/Quality Control

Sean Snyder (Senior ST Analyst)
 Taylor Godinet (Defensive QC)
 Drew Liddle (Offensive QC)
 Stanton Weber (Special Teams QC)

Strength and Conditioning

Chris Dawson (Director of S&C)
 Chris Allen (Asst. S&C Coach)
 Darren Honeycutt (Asst. S&C Coach)
 Corey Meredith (Asst. S&C Coach)
 Evan Rapp (Asst. S&C Coach)

Athletic Training/Nutrition

Mindy Hoffman (Head FB Athletic Trainer)
 Matt Thomason (Assoc. AD)
 Scott Trausch (Sport Dietitian)
 Brandon Harvey (Asst. Athletic Trainer)
 Simeon Seiler (Asst. Athletic Trainer)

Administration/Support Staff

Hank Jacobs (Dir. of Football Admin.)
 Kacey Harper (Dir. of Football Ops.)
 Taylor Braet (Dir. of Football Recruiting)
 Al Cerbe (Head Equipment Manager)
 Scott Eilert (Director of Video Services)
 Joe Hall (Dir. of SA Development)
 Kelli Krier (Dir. of On-Campus Recruiting)
 Jake Otten (Asst. Dir. of Video/Admin.)
 Mikie Schiltz (Asst. Equipment Manager)

ALPHABETICAL

| NO | NAME | POS |
|----|---------------------|-----|
| 63 | Ben Adler | OL |
| 17 | Jonathan Alexander | DB |
| 52 | Nick Allen | LB |
| 21 | Devin Anctil | P |
| 34 | Levi Archer | LB |
| 17 | Nick Ast | QB |
| 44 | Kyle Ball | DE |
| 36 | Mason Barta | FB |
| 50 | Cooper Beebe | OL |
| 43 | Jack Blumer | P |
| 8 | Daron Bowles | DB |
| 16 | Derek Bowman | DB |
| 25 | Ekow Boye-Doe | DB |
| 88 | Phillip Brooks | WR |
| 6 | Jordan Brown | RB |
| 46 | Jhet Burkhart | LB |
| 33 | Tyler Burns | RB |
| 49 | Wesley Burris | LS |
| 37 | Kirk Coomes | FB |
| 82 | Cameron Cotton | TE |
| 18 | Jay Crayton | DB |
| 65 | Harrison Creed | OL |
| 58 | Cartez Crook-Jones | DE |
| 72 | Evan Curl | OL |
| 96 | Joe Davies | DT |
| 26 | Adam Davis | LB |
| 29 | Jax Dineen | FB |
| 99 | Trey Dishon | DT |
| 36 | Ben Driver | DB |
| 73 | Christian Duffie | OL |
| 42 | Chris Dugan | DE |
| 29 | Khalid Duke | LB |
| 6 | Johnathan Durham | DB |
| 75 | Tre Eaton | OL |
| 58 | Justin Eichman | OL |
| 19 | Ross Elder | DB |
| 22 | Joe Ervin | RB |
| 54 | Joe Flax | DE |
| 55 | Cody Fletcher | LB |
| 81 | Konner Fox | TE |
| 74 | Scott Frantz | OL |
| 53 | Jace Friesen | DE |
| 1 | Eric Gallon II | LB |
| 89 | Blaise Gammon | TE |
| 1 | Keenan Garber | WR |
| 35 | Willie Garrison III | RB |
| 34 | James Gilbert | RB |
| 21 | Wykeen Gill | WR |
| 55 | Hayden Gillum | OL |
| 45 | Reed Godinet | DE |
| 20 | Denzel Goolsby | DB |
| 20 | Thomas Grayson | RB |
| 22 | Daniel Green | LB |
| 80 | Adam Harter | FB |
| 23 | Marcus Hayes | DB |
| 84 | Thomas Helten | WR |
| 14 | Ryan Henington | QB |
| 8 | Chris Herron | QB |
| 18 | Andrew Hicks | P/K |
| 3 | John Holcombe II | QB |
| 79 | Adam Holtorf | OL |
| 18 | Eric Hommel | WR |
| 25 | Gabe Hoover | WR |
| 56 | Wyatt Hubert | DE |

| NO | NAME | POS | HT | WT | YR-EX | HOMETOWN (LAST SCHOOL) |
|----|-----------------------|-----|------|-----|---------|--|
| 1 | # Eric Gallon II | LB | 6-2 | 216 | Sr.-SQ | Lakeland, Fla. (Univ. of Virginia) |
| 1 | # Keenan Garber | WR | 5-11 | 161 | Fr.-HS^ | Lawrence, Kan. (Free State) |
| 2 | # Lance Robinson | DB | 5-10 | 194 | Fr.-RS* | New Orleans, La. (De La Salle) |
| 2 | # Harry Trotter | RB | 5-11 | 202 | Jr.-RS | Atchison, Kan. (Univ. of Louisville) |
| 3 | # John Holcombe II | QB | 6-4 | 249 | Fr.-RS | Humble, Texas (Summer Creek) |
| 3 | # Elijah Sullivan | LB | 6-0 | 210 | Jr.-3L | Tucker, Ga. (Tucker) |
| 4 | # Wayne Jones | DB | 6-0 | 205 | Fr.-RS* | Owasso, Okla. (Owasso) |
| 4 | # Malik Knowles | WR | 6-2 | 186 | Fr.-RS* | Mansfield, Texas (Lake Ridge) |
| 5 | # Jaren Lewis | QB | 6-1 | 207 | Fr.-HS^ | Columbia, Mo. (Battle) |
| 5 | # Da'Quan Patton | LB | 6-1 | 227 | Sr.-1L | Cedar Park, Texas (Trinity Valley CC) |
| 5 | # Ty Zentner | P/K | 6-1 | 196 | Jr.-TR^ | Topeka, Kan. (Butler CC) |
| 6 | # Jordan Brown | RB | 5-11 | 200 | Sr.-TR^ | Durham, N.C. (Univ. of North Carolina) |
| 6 | # Johnathan Durham | DB | 6-0 | 195 | Sr.-3L | Aledo, Texas (Aledo) |
| 7 | # Kevin McGee | DB | 5-10 | 187 | Sr.-1L | Ardmore, Okla. (Northeastern Oklahoma A&M) |
| 8 | # Daron Bowles | DB | 5-9 | 185 | Sr.-SQ | Stone Mountain, Ga. (Diablo Valley College) |
| 8 | # Chris Herron | QB | 6-2 | 194 | Fr.-HS^ | Houston, Texas (Langham Creek) |
| 8 | # D.J. Render | DB | 5-11 | 191 | Jr.-1L | Kennesaw, Ga. (North Cobb) |
| 9 | # Logan Wilson | DB | 5-9 | 162 | Fr.-HS^ | Dallas, Texas (Bishop Dunne) |
| 10 | # Will Jones II | DB | 5-9 | 162 | Fr.-HS^ | Mansfield, Texas (Summit) |
| 10 | # Blake Lynch | PK | 5-5 | 148 | Jr.-1L | Goddard, Kan. (Eisenhower) |
| 10 | # Skylar Thompson | QB | 6-2 | 212 | Jr.-2L | Independence, Mo. (Fort Osage) |
| 12 | # AJ Parker | DB | 5-11 | 178 | Jr.-2L | Bartlesville, Okla. (Bartlesville) |
| 12 | # Landry Weber | WR | 5-10 | 180 | So.-1L | Lenexa, Kan. (Bishop Miege) |
| 13 | # Kenyon Reed | DB | 5-11 | 160 | Fr.-HS^ | Long Beach, Calif. (Long Beach Poly) |
| 13 | # Chabastin Taylor | WR | 6-4 | 223 | So.-1L | Giddings, Texas (Giddings) |
| 14 | # Ryan Henington | QB | 6-1 | 196 | So.-SQ | Junction City, Kan. (Junction City) |
| 14 | # Tyrone Lewis | DB | 5-11 | 180 | Fr.-HS^ | Hammond, La. (Hammond) |
| 15 | # Walter Neil Jr. | DB | 5-9 | 176 | Jr.-2L | Lawton, Okla. (MacArthur) |
| 16 | # Derek Bowman | DB | 6-1 | 215 | Fr.-RS | Manhattan, Kan. (Homeschooled) |
| 16 | # Seth Porter | WR | 5-8 | 156 | Fr.-RS | Friendswood, Texas (Clear Springs) |
| 17 | # Jonathan Alexander | DB | 6-2 | 213 | Jr.-TR | Fort Worth, Texas (Kilgore College) |
| 17 | # Nick Ast | QB | 6-5 | 209 | So.-SQ | Cimarron, Kan. (Cimarron) |
| 18 | # Jay Crayton | DB | 5-10 | 183 | Fr.-HS^ | Kansas City, Mo. (Rockhurst) |
| 18 | # Andrew Hicks | P/K | 5-11 | 182 | So.-1L | Shawnee, Kan. (Mill Valley) |
| 18 | # Eric Hommel | WR | 6-2 | 190 | So.-SQ | Littleton, Colo. (Rock Canyon) |
| 19 | # Ross Elder | DB | 6-0 | 177 | So.-SQ | Kansas City, Mo. (Rockhurst) |
| 19 | # Samuel Wheeler | TE | 6-4 | 226 | Fr.-RS | Lenexa, Kan. (St. James Academy) |
| 20 | # Denzel Goolsby | DB | 5-11 | 204 | Sr.-3L | Wichita, Kan. (Bishop Carroll) |
| 20 | # Thomas Grayson | RB | 5-9 | 187 | Fr.-HS^ | Tulsa, Okla. (Booker T. Washington) |
| 21 | # Devin Anctil | P | 6-1 | 234 | Sr.-1L | Lenexa, Kan. (Coffeyville CC) |
| 21 | # Wykeen Gill | WR | 5-10 | 181 | Jr.-1L | Atchison, Kan. (Atchison) |
| 21 | # Darreyl Patterson | DB | 5-10 | 174 | Sr.-SQ^ | Lawton, Okla. (Northeastern Oklahoma A&M) |
| 22 | # Joe Ervin | RB | 5-8 | 177 | Fr.-HS^ | Rock Hill, S.C. (South Pointe) |
| 22 | # Daniel Green | LB | 6-2 | 226 | Fr.-RS | Portland, Ore. (Madison) |
| 22 | # Nick McLellan | PK | 6-2 | 182 | Sr.-1L | West Des Moines, Iowa (Dowling Catholic) |
| 23 | # Marcus Hayes | DB | 5-11 | 201 | So.-TR | Rockford, Ill. (Univ. of New Mexico) |
| 23 | # Joshua Youngblood | WR | 5-10 | 180 | Fr.-HS^ | Tampa, Fla. (Berkeley Prep) |
| 24 | # Brock Monty | DB | 6-2 | 200 | Jr.-2L | Wichita, Kan. (Kapau Mt. Carmel) |
| 24 | # Dylan Wentzel | WR | 6-0 | 176 | So.-SQ | Salina, Kan. (Salina Central) |
| 25 | # Ekow Boye-Doe | DB | 5-11 | 164 | Fr.-RS | Lawrence, Kan. (Lawrence) |
| 25 | # Gabe Hoover | WR | 6-1 | 186 | Fr.-HS^ | McPherson, Kan. (McPherson) |
| 26 | # Adam Davis | LB | 6-1 | 217 | Fr.-RS | Overland Park, Kan. (St. Thomas Aquinas) |
| 26 | # Elliot Ollenburger | WR | 5-10 | 160 | Fr.-RS | Hillsboro, Kan. (Hillsboro) |
| 27 | # Jake Huggins | FB | 6-2 | 255 | Fr.-HS^ | Cumming, Ga. (West Forsyth) |
| 27 | # Cameron Key | DB | 5-9 | 174 | Fr.-RS | Overland Park, Kan. (Bishop Miege) |
| 28 | # Jacardia Wright | RB | 6-0 | 205 | Fr.-HS^ | Decatur, Ill. (St. Teresa) |
| 29 | # Jax Dineen | FB | 5-10 | 242 | Fr.-HS^ | Lawrence, Kan. (Free State) |
| 29 | # Khalid Duke | LB | 6-3 | 216 | Fr.-HS^ | Atlanta, Ga. (Riverside Military Academy) |
| 30 | # Parker O'Neal | LB | 6-0 | 212 | Fr.-RS | Hope, Kan. (Abilene) |
| 30 | # Clyde Price | RB | 6-0 | 202 | Fr.-HS^ | Kansas City, Mo. (North Kansas City) |
| 31 | # Jahron McPherson | DB | 6-1 | 197 | Jr.-1L | Basehor, Kan. (Butler CC) |
| 32 | # Justin Hughes | LB | 6-1 | 229 | Sr.-1L | Tucker, Ga. (Tucker) |
| 33 | # Tyler Burns | RB | 6-0 | 220 | Jr.-SQ | Wichita, Kan. (Trinity Academy) |
| 33 | # Vaughn Malone | DB | 5-11 | 159 | Fr.-HS^ | Austin, Texas (St. Michael's Catholic Academy) |
| 34 | # Levi Archer | LB | 6-3 | 207 | Fr.-HS^ | Goodland, Kan. (Goodland) |
| 34 | # James Gilbert | RB | 5-9 | 198 | Sr.-TR | Indianapolis, Ind. (Ball State Univ.) |
| 35 | # Willie Garrison III | RB | 5-11 | 166 | Fr.-HS^ | Mequon, Wis. (Homestead) |
| 35 | # Blake Richmeier | LB | 6-1 | 234 | Sr.-1L | Holcomb, Kan. (Butler CC) |
| 36 | # Mason Barta | FB | 6-1 | 236 | So.-1L | Holton, Kan. (Holton) |
| 36 | # Ben Driver | DB | 6-0 | 183 | Fr.-HS^ | Salina, Kan. (Salina Central) |

| NO | NAME | POS | HT | WT | YR-EX | HOMETOWN (LAST SCHOOL) |
|------|--------------------|-----|------|-----|---------------------|--|
| 37 | Kirk Coomes | FB | 6-0 | 231 | Fr.-RS | Phillipsburg, Kan. (Phillipsburg) |
| 38 | Brendan Mott | TE | 6-4 | 205 | Fr.-HS [^] | Iowa City, Iowa (Iowa City West) |
| 40 | Spencer Trussell | DE | 6-3 | 222 | Fr.-RS* | Arlington, Texas (Martin) |
| 41 | Austin Moore | LB | 6-0 | 205 | Fr.-HS [^] | Louisburg, Kan. (Louisburg) |
| 42 # | Chris Dugan | DE | 6-1 | 234 | Jr.-RS* | Wichita, Kan. (Butler CC) |
| 42 # | Randen Plattner | LS | 6-2 | 217 | Fr.-RS | Parkville, Mo. (Park Hill) |
| 43 | Jack Blumer | P | 6-2 | 186 | Fr.-RS | Marysville, Kan. (Marysville) |
| 44 | Kyle Ball | DE | 6-2 | 250 | Sr.-3L [^] | Prairie Village, Kan. (Shawnee Mission East) |
| 45 | Reed Godinet | DE | 6-5 | 235 | So.-TR | Springdale, Ark. (College of San Mateo) |
| 46 | Jhet Burkhart | LB | 5-11 | 208 | Fr.-RS | Buhler, Kan. (Buhler) |
| 47 | Luke Sowa | FB | 6-3 | 238 | Sr.-SQ | Millstone Township, N.J. (Butler CC) |
| 49 | Wesley Burris | LS | 5-10 | 194 | Jr.-SQ | Olathe, Kan. (Olathe East) |
| 50 | Cooper Beebe | OL | 6-3 | 342 | Fr.-HS [^] | Kansas City, Kan. (Piper) |
| 51 | Reggie Walker | DE | 6-2 | 250 | Sr.-3L | Ponchatoula, La. (Ponchatoula) |
| 52 # | Nick Allen | LB | 5-11 | 221 | Fr.-RS | Overland Park, Kan. (Blue Valley Southwest) |
| 52 # | Taylor Poitier | OL | 6-2 | 277 | Fr.-HS [^] | Shawnee, Kan. (Bishop Miege) |
| 53 | Jace Friesen | DE | 6-1 | 220 | Fr.-HS [^] | Basehor, Kan. (Basehor-Linwood) |
| 54 # | Joe Flax | DE | 6-3 | 262 | Fr.-TR | Hays, Kan. (Air Force) |
| 54 # | Hayden Perry | OL | 6-2 | 281 | Sr.-SQ | Emporia, Kan. (Hutchinson CC) |
| 55 # | Cody Fletcher | LB | 6-2 | 219 | Jr.-1L | Henrietta, Texas (Tyler JC) |
| 55 # | Hayden Gillum | OL | 6-3 | 271 | Fr.-RS | Plainville, Kan. (Plainville) |
| 56 | Wyatt Hubert | DE | 6-3 | 258 | So.-1L | Topeka, Kan. (Shawnee Heights) |
| 58 # | Cartez Crook-Jones | DE | 6-3 | 257 | Fr.-RS | Grandview, Mo. (Grandview) |
| 58 # | Justin Eichman | OL | 6-9 | 314 | Jr.-SQ | Topeka, Kan. (Butler CC) |
| 59 | Drew Wiley | DT | 6-4 | 300 | Jr.-2L [^] | Vinton, Iowa (Vinton-Shellsburg) |
| 62 | Tyler Mitchell | OL | 6-5 | 317 | Sr.-3L | Bucksnot, Ala. (Montgomery Academy) |
| 63 | Ben Adler | OL | 6-4 | 320 | So.-SQ | Wichita, Kan. (Trinity Academy) |
| 64 | Trevor Stange | OL | 6-3 | 268 | Fr.-HS [^] | Coppell, Texas (Coppell) |
| 65 | Harrison Creed | OL | 6-5 | 297 | So.-SQ | Ulysses, Kan. (Ulysses) |
| 69 | Noah Johnson | OL | 6-1 | 286 | Jr.-RS | Wichita, Kan. (Butler CC) |
| 70 | Kaitori Leveston | OL | 6-4 | 329 | Fr.-RS | Waco, Texas (Midway) |
| 72 | Evan Curl | OL | 6-5 | 295 | Sr.-1L | Flower Mound, Texas (Flower Mound) |
| 73 | Christian Duffie | OL | 6-5 | 297 | Fr.-RS | Humble, Texas (Summer Creek) |
| 74 | Scott Frantz | OL | 6-5 | 303 | Sr.-3L | Lawrence, Kan. (Free State) |
| 75 # | Tre Eaton | OL | 6-7 | 287 | Fr.-HS [^] | Olathe, Kan. (Olathe South) |
| 75 # | Matthew Pola-Mao | DT | 6-2 | 318 | Fr.-HS [^] | Chandler, Ariz. (Chandler) |
| 76 # | Josh Rivas | OL | 6-6 | 323 | So.-1L | Hutchinson, Kan. (Hutchinson) |
| 76 # | Elliott Strahm | DT | 6-1 | 272 | Fr.-HS [^] | Sabetha, Kan. (Sabetha) |
| 77 | Nick Kaltmayer | OL | 6-8 | 311 | Sr.-2L | Edwardsville, Ill. (Western Illinois Univ.) |
| 78 | Marshall Kellner | OL | 6-3 | 290 | Fr.-RS | De Soto, Kan. (De Soto) |
| 79 | Adam Holtorf | OL | 6-4 | 302 | Sr.-2L | Seward, Neb. (Seward) |
| 80 | Adam Harter | FB | 6-2 | 257 | Sr.-1L | Olathe, Kan. (Butler CC) |
| 81 | Konner Fox | TE | 6-4 | 244 | Fr.-HS [^] | San Antonio, Texas (Reagan) |
| 82 | Cameron Cotton | TE | 6-4 | 238 | So.-SQ | Elk River, Minn. (Elk River) |
| 83 | Dalton Schoen | WR | 6-1 | 209 | Sr.-2L | Overland Park, Kan. (Blue Valley Northwest) |
| 84 | Thomas Helten | WR | 6-3 | 203 | Fr.-RS | Garden Plain, Kan. (Bishop Carroll) |
| 85 | Logan Long | TE | 6-4 | 281 | So.-SQ | Woodward, Okla. (Woodward) |
| 87 | Nick Lenner | TE | 6-5 | 252 | So.-2L | Lincoln, Neb. (Lincoln Southwest) |
| 88 | Phillip Brooks | WR | 5-7 | 167 | Fr.-RS* | Lee's Summit, Mo. (Lee's Summit West) |
| 89 | Blaise Gammon | TE | 6-7 | 250 | Sr.-3L | Overland Park, Kan. (Blue Valley West) |
| 90 | Bronson Massie | DE | 6-4 | 243 | Jr.-2L | Lufkin, Texas (Lufkin) |
| 91 | Jordan Mittie | DT | 6-3 | 284 | Sr.-1L | Aledo, Texas (Texas State Univ.) |
| 92 | Eli Huggins | DT | 6-4 | 285 | So.-SQ | Cumming, Ga. (West Forsyth) |
| 93 | Jaylen Pickle | DT | 6-4 | 298 | Fr.-RS | Cimarron, Kan. (Cimarron) |
| 96 | Joe Davies | DT | 6-3 | 285 | Sr.-2L | Carrollton, Texas (Coffeyville CC) |
| 97 | Myles Livingston | DT | 6-2 | 320 | Fr.-HS [^] | Emporia, Kan. (Emporia) |
| 99 | Trey Dishon | DT | 6-2 | 311 | Sr.-3L | Horton, Kan. (Horton) |

Duplicate Number | ^ Redshirt Available | * Played in 2018 but Preserved Redshirt | Updated August 25, 2019

PRONUNCIATION GUIDE

PLAYERS

Devin ANCTIL..... ANK-tul
 Nick AST..... AUH-st
 DARON Bowles..... DARREN
 EKOW BOYE-DOE..... ECK-oh BOY-doe
 Jax DINEEN..... duh-NEEN
 Trey DISHON..... dish-AWN
 KHALID Duke..... kuh-LEED
 Justin EICHMAN..... IKE-man

Scott FRANTZ..... FRANCE
 Nick KALTMAYER..... KAULT-meyer
 KAITORI Leveston..... ka-TOR-ee
 KEVION McGee..... KEY-vee-in
 JAHRON McPherson..... juh-RON
 DA'QUAN Patton..... DAY-quan
 Taylor POITIER..... por-tee-AY (long A)
 Matthew POLA-MAO..... POE-luh MOW (rhymes with Now)
 KENYON Reed..... ken-YAWN

Dalton SCHOEN..... SHOWN
 Luke SOWA..... SO-uh
 Trevor STANGE..... STANG
 CHABASTIN Taylor..... chuh-BASS-tin
 JACARDIA Wright..... juh-CAR-tee-AY (long A)

COACHES

Chris KLIEMAN..... KLY-men
 Mike TUIASOSOPO..... TWO-ee-AH-so-SO-po

ALPHABETICAL

| NO | NAME | POS |
|----|--------------------|-----|
| 92 | Eli Huggins | DT |
| 27 | Jake Huggins | FB |
| 32 | Justin Hughes | LB |
| 69 | Noah Johnson | OL |
| 4 | Wayne Jones | DB |
| 10 | Will Jones II | DB |
| 77 | Nick Kaltmayer | OL |
| 78 | Marshall Kellner | OL |
| 27 | Cameron Key | DB |
| 4 | Malik Knowles | WR |
| 87 | Nick Lenner | TE |
| 70 | Kaitori Leveston | OL |
| 5 | Jaren Lewis | QB |
| 14 | Tyrone Lewis | DB |
| 97 | Myles Livingston | DT |
| 85 | Logan Long | TE |
| 10 | Blake Lynch | PK |
| 33 | Vaughn Malone | DB |
| 90 | Bronson Massie | DE |
| 7 | Kevion McGee | DB |
| 22 | Nick McLellan | PK |
| 31 | Jahron McPherson | DB |
| 62 | Tyler Mitchell | OL |
| 91 | Jordan Mittie | DT |
| 24 | Brock Monty | DB |
| 41 | Austin Moore | LB |
| 38 | Brendan Mott | TE |
| 15 | Walter Neil Jr. | DB |
| 26 | Elliot Ollenburger | WR |
| 30 | Parker O'Neal | LB |
| 12 | AJ Parker | DB |
| 21 | Darrel Patterson | DB |
| 5 | Da'Quan Patton | LB |
| 54 | Hayden Perry | OL |
| 93 | Jaylen Pickle | DT |
| 42 | Randen Plattner | LS |
| 52 | Taylor Poitier | OL |
| 75 | Matthew Pola-Mao | DT |
| 16 | Seth Porter | WR |
| 30 | Clyde Price | RB |
| 13 | Kenyon Reed | DB |
| 8 | D.J. Render | DB |
| 35 | Blake Richmeier | LB |
| 76 | Josh Rivas | OL |
| 2 | Lance Robinson | DB |
| 83 | Dalton Schoen | WR |
| 47 | Luke Sowa | FB |
| 64 | Trevor Stange | OL |
| 76 | Elliott Strahm | DT |
| 3 | Elijah Sullivan | LB |
| 13 | Chabastin Taylor | WR |
| 10 | Skylar Thompson | QB |
| 2 | Harry Trotter | RB |
| 40 | Spencer Trussell | DE |
| 51 | Reggie Walker | DE |
| 12 | Landry Weber | WR |
| 24 | Dylan Wentzel | WR |
| 19 | Samuel Wheeler | TE |
| 59 | Drew Wiley | DT |
| 9 | Logan Wilson | DB |
| 28 | Jacardia Wright | RB |
| 23 | Joshua Youngblood | WR |
| 5 | Ty Zentner | P/K |

DEPTH CHART

at MISSISSIPPI STATE

OFFENSE

| | | |
|-----------|----|---|
| WR | 83 | Dalton Schoen (6-1, 209, Sr.-2L) |
| | 4 | Malik Knowles (6-2, 186, Fr.-RS) |
| LT | 74 | Scott Frantz (6-5, 303, Sr.-3L) |
| | 70 | Kaitori Leveston (6-4, 329, Fr.-RS) |
| LG | 72 | Evan Curl (6-5, 295, Sr.-1L) OR |
| | 76 | Josh Rivas (6-6, 323, So.-1L) |
| C | 79 | Adam Holtorf (6-4, 302, Sr.-2L) |
| | 69 | Noah Johnson (6-1, 286, Jr.-RS) |
| RG | 62 | Tyler Mitchell (6-5, 317, Sr.-3L) |
| | 63 | Ben Adler (6-4, 320, So.-SQ) |
| RT | 77 | Nick Kaltmayer (6-8, 311, Sr.-2L) |
| | 73 | Christian Duffie (6-5, 297, Fr.-RS) |
| TE | 89 | Blaise Gammon (6-7, 250, Sr.-3L) |
| | 87 | Nick Lenner (6-5, 252, So.-2L) |
| QB | 10 | Skylar Thompson (6-2, 212, Jr.-2L) |
| | 17 | Nick Ast (6-5, 209, So.-SQ) OR |
| | 3 | John Holcombe II (6-4, 249, Fr.-RS) |
| FB | 87 | Nick Lenner (6-5, 252, So.-2L) OR |
| | 36 | Mason Barta (6-1, 236, So.-1L) |
| RB | 34 | James Gilbert (5-9, 198, Sr.-TR) |
| | 6 | Jordon Brown (5-11, 200, Sr.-TR) OR |
| | 2 | Harry Trotter (5-11, 202, Jr.-RS) |
| WR | 21 | Wykeen Gill (5-10, 181, Jr.-1L) |
| | 88 | Phillip Brooks (5-7, 167, Fr.-RS) OR |
| | 12 | Landry Weber (5-10, 180, So.-1L) |

DEFENSE

| | | |
|------------|----|---|
| DE | 51 | Reggie Walker (6-2, 250, Sr.-3L) OR |
| | 44 | Kyle Ball (6-2, 250, Sr.-3L) |
| DT | 99 | Trey Dishon (6-2, 311, Sr.-3L) |
| | 59 | Drew Wiley (6-4, 300, Jr.-2L) |
| DT | 91 | Jordan Mittie (6-3, 284, Sr.-1L) |
| | 96 | Joe Davies (6-3, 285, Sr.-2L) |
| DE | 56 | Wyatt Hubert (6-3, 258, So.-1L) |
| | 90 | Bronson Massie (6-4, 243, Jr.-2L) |
| MLB | 3 | Elijah Sullivan (6-0, 210, Jr.-3L) |
| | 22 | Daniel Green (6-2, 226, Fr.-RS) |
| WLB | 5 | Da'Quan Patton (6-1, 227, Sr.-1L) |
| | 55 | Cody Fletcher (6-2, 219, Jr.-1L) |
| NB | 31 | Jahron McPherson (6-1, 197, Jr.-1L) |
| | 6 | Johnathan Durham (6-0, 195, Sr.-3L) |
| CB | 12 | AJ Parker (5-11, 178, Jr.-2L) |
| | 21 | Darreyl Patterson (5-10, 174, Sr.-SQ) OR |
| | 2 | Lance Robinson (5-10, 194, Fr.-RS) |
| SS | 4 | Wayne Jones (6-0, 205, Fr.-RS) |
| | 17 | Jonathan Alexander (6-2, 213, Jr.-TR) |
| FS | 20 | Denzel Goolsby (5-11, 204, Sr.-3L) |
| | 19 | Ross Elder (6-0, 177, So.-SQ) |
| CB | 15 | Walter Neil Jr. (5-9, 176, Jr.-2L) |
| | 7 | Kevion McGee (5-10, 187, Sr.-1L) OR |
| | 2 | Lance Robinson (5-10, 194, Fr.-RS) |

SPECIALISTS

| | | |
|--------------|----|------------------------------------|
| PK/KO | 10 | Blake Lynch (5-5, 148, Jr.-1L) |
| | 5 | Ty Zentner (6-1, 196, Jr.-TR) |
| HOLD | 21 | Devin Anctil (6-1, 234, Sr.-1L) |
| | 83 | Dalton Schoen (6-1, 209, Sr.-2L) |
| LONG | 49 | Wesley Burris (5-10, 194, Jr.-SQ) |
| SNAP | 42 | Randen Plattner (6-2, 217, Fr.-RS) |

| | | |
|--------------|----|------------------------------------|
| SHORT | 42 | Randen Plattner (6-2, 217, Fr.-RS) |
| SNAP | 49 | Wesley Burris (5-10, 194, Jr.-SQ) |
| P | 21 | Devin Anctil (6-1, 234, Sr.-1L) |
| | 5 | Ty Zentner (6-1, 196, Jr.-TR) |
| KOR | 88 | Phillip Brooks (5-7, 167, Fr.-RS) |
| | 15 | Walter Neil Jr. (5-9, 176, Jr.-2L) |
| PR | 88 | Phillip Brooks (5-7, 167, Fr.-RS) |
| | 4 | Malik Knowles (6-2, 186, Fr.-RS) |

| WR |  | #83 Dalton Schoen (SHOWN) 6-1, 209, Sr.-2L Overland Park, Kan. (Blue Valley NW) | <ul style="list-style-type: none">LAST GAME: 1 rec, 12 yds vs. Bowling Green (9/7/19)Ranks 4th in K-State history in career avg yds/catch (18.1).Has averaged 44.5 yds on his 6 career receiving TDs. | <table><tr><th>Year</th><th>Rec.</th><th>Yds.</th><th>Avg</th><th>TD</th><th>LG</th></tr><tr><td>2019</td><td>4</td><td>77</td><td>19.2</td><td>1</td><td>38</td></tr><tr><td>CAR</td><td>59</td><td>1,067</td><td>18.1</td><td>1</td><td>38</td></tr><tr><td colspan="6">Car. Highs: Rec: 5; Yds: 128; TD: 2</td></tr></table> | Year | Rec. | Yds. | Avg | TD | LG | 2019 | 4 | 77 | 19.2 | 1 | 38 | CAR | 59 | 1,067 | 18.1 | 1 | 38 | Car. Highs: Rec: 5; Yds: 128; TD: 2 | | | | | |
|---|--|--|---|---|---------|---------|------|--------|--------|-------|-------|------|------|------|-----|---------|------|-------|------------------------------------|---|----|---|--|--|--|--|--|--|
| | Year | Rec. | Yds. | Avg | TD | LG | | | | | | | | | | | | | | | | | | | | | | |
| 2019 | 4 | 77 | 19.2 | 1 | 38 | | | | | | | | | | | | | | | | | | | | | | | |
| CAR | 59 | 1,067 | 18.1 | 1 | 38 | | | | | | | | | | | | | | | | | | | | | | | |
| Car. Highs: Rec: 5; Yds: 128; TD: 2 | | | | | | | | | | | | | | | | | | | | | | | | | | | | |
|  | #4 Malik Knowles 6-2, 186, Fr.-RS Mansfield, Texas (Lake Ridge) | <ul style="list-style-type: none">LAST GAME: 5 rec, 99 yds, 2 TD vs. Bowling Green (9/7/19)Had 2 TDs vs. Bowling Green, most by a K-State FR since 1998.Saw time in 4 games in 2018 but was able to preserve his redshirt. | <table><tr><th>Year</th><th>Rec.</th><th>Yds.</th><th>Avg</th><th>TD</th><th>LG</th></tr><tr><td>2019</td><td>8</td><td>125</td><td>15.6</td><td>2</td><td>34</td></tr><tr><td>CAR</td><td>18</td><td>225</td><td>12.5</td><td>4</td><td>34</td></tr><tr><td colspan="6">Car. Highs: Rec: 5; Yds: 99; TD: 2</td></tr></table> | Year | Rec. | Yds. | Avg | TD | LG | 2019 | 8 | 125 | 15.6 | 2 | 34 | CAR | 18 | 225 | 12.5 | 4 | 34 | Car. Highs: Rec: 5; Yds: 99; TD: 2 | | | | | | |
| Year | Rec. | Yds. | Avg | TD | LG | | | | | | | | | | | | | | | | | | | | | | | |
| 2019 | 8 | 125 | 15.6 | 2 | 34 | | | | | | | | | | | | | | | | | | | | | | | |
| CAR | 18 | 225 | 12.5 | 4 | 34 | | | | | | | | | | | | | | | | | | | | | | | |
| Car. Highs: Rec: 5; Yds: 99; TD: 2 | | | | | | | | | | | | | | | | | | | | | | | | | | | | |
| LT |  | #74 Scott Frantz (FRANCE) 6-5, 303, Sr.-3L Lawrence, Kan. (Free State) | <ul style="list-style-type: none">Tied for 4th nationally – and ranks first among Power 5 OL – with 40 consecutive starts.His 40 career starts rank 6th by a Wildcat since 1990.A three-time First Team Academic All-Big 12 performer. | <table><tr><th>Year</th><th>GP/GS</th></tr><tr><td>2019</td><td>2/2</td></tr><tr><td>CAR</td><td>40/40</td></tr></table> | Year | GP/GS | 2019 | 2/2 | CAR | 40/40 | | | | | | | | | | | | | | | | | | |
| | Year | GP/GS | | | | | | | | | | | | | | | | | | | | | | | | | | |
| 2019 | 2/2 | | | | | | | | | | | | | | | | | | | | | | | | | | | |
| CAR | 40/40 | | | | | | | | | | | | | | | | | | | | | | | | | | | |
|  | #70 Kaitori (ka-TOR-ee) Leveston 6-4, 329, Fr.-RS Waco, Texas (Midway) | <ul style="list-style-type: none">Saw action in his first 2 career games to open the 2019 season.Redshirted the 2018 season.Viewed as the 59th-best OT in the Class of 2018 by 247Sports. | <table><tr><th>Year</th><th>GP/GS</th></tr><tr><td>2019</td><td>2/0</td></tr><tr><td>CAR</td><td>2/0</td></tr></table> | Year | GP/GS | 2019 | 2/0 | CAR | 2/0 | | | | | | | | | | | | | | | | | | | |
| Year | GP/GS | | | | | | | | | | | | | | | | | | | | | | | | | | | |
| 2019 | 2/0 | | | | | | | | | | | | | | | | | | | | | | | | | | | |
| CAR | 2/0 | | | | | | | | | | | | | | | | | | | | | | | | | | | |
| LG |  | #72 Evan Curl 6-5, 295, Sr.-1L Flower Mound, Texas (Flower Mound) | <ul style="list-style-type: none">A 17-game veteran who earned his first 2 career starts to open 2019.Played in all 12 games last season, primarily on field goal protection.A two-time all-district pick at Flower Mound HS. | <table><tr><th>Year</th><th>GP/GS</th></tr><tr><td>2019</td><td>2/2</td></tr><tr><td>CAR</td><td>18/2</td></tr></table> | Year | GP/GS | 2019 | 2/2 | CAR | 18/2 | | | | | | | | | | | | | | | | | | |
| | Year | GP/GS | | | | | | | | | | | | | | | | | | | | | | | | | | |
| 2019 | 2/2 | | | | | | | | | | | | | | | | | | | | | | | | | | | |
| CAR | 18/2 | | | | | | | | | | | | | | | | | | | | | | | | | | | |
|  | #76 Josh Rivas 6-6, 323, So.-1L Hutchinson, Kan. (Hutchinson) | <ul style="list-style-type: none">Saw significant action at guard in all 12 games last year with 2 starts.Earned his first-career start at TCU.Regarded as the 50th-best guard in the Class of 2017 by ESPN. | <table><tr><th>Year</th><th>GP/GS</th></tr><tr><td>2019</td><td>2/0</td></tr><tr><td>CAR</td><td>14/2</td></tr></table> | Year | GP/GS | 2019 | 2/0 | CAR | 14/2 | | | | | | | | | | | | | | | | | | | |
| Year | GP/GS | | | | | | | | | | | | | | | | | | | | | | | | | | | |
| 2019 | 2/0 | | | | | | | | | | | | | | | | | | | | | | | | | | | |
| CAR | 14/2 | | | | | | | | | | | | | | | | | | | | | | | | | | | |
| C |  | #79 Adam Holtorf 6-4, 302, Sr.-2L Seward, Neb. (Seward) | <ul style="list-style-type: none">A two-time Rimington Trophy watch list member.Has started every game at center since the beginning of 2017.A two-time Academic All-American who earned first-team honors in 2018. | <table><tr><th>Year</th><th>GP/GS</th></tr><tr><td>2019</td><td>2/2</td></tr><tr><td>CAR</td><td>29/27</td></tr></table> | Year | GP/GS | 2019 | 2/2 | CAR | 29/27 | | | | | | | | | | | | | | | | | | |
| | Year | GP/GS | | | | | | | | | | | | | | | | | | | | | | | | | | |
| 2019 | 2/2 | | | | | | | | | | | | | | | | | | | | | | | | | | | |
| CAR | 29/27 | | | | | | | | | | | | | | | | | | | | | | | | | | | |
|  | #69 Noah Johnson 6-1, 286, Jr.-RS Wichita, Kan. (Butler CC) | <ul style="list-style-type: none">Saw first-career playing time vs. Nicholls and Bowling Green.A former CC transfer who was a K-State student and not a member of the team in 2018.A two-time all-conference lineman at Butler CC, who earned first-team honors in 2017. | <table><tr><th>Year</th><th>GP/GS</th></tr><tr><td>2019</td><td>2/0</td></tr><tr><td>CAR</td><td>2/0</td></tr></table> | Year | GP/GS | 2019 | 2/0 | CAR | 2/0 | | | | | | | | | | | | | | | | | | | |
| Year | GP/GS | | | | | | | | | | | | | | | | | | | | | | | | | | | |
| 2019 | 2/0 | | | | | | | | | | | | | | | | | | | | | | | | | | | |
| CAR | 2/0 | | | | | | | | | | | | | | | | | | | | | | | | | | | |
| RG |  | #62 Tyler Mitchell 6-5, 317, Sr.-3L Bucksport, Ala. (Montgomery Academy) | <ul style="list-style-type: none">Started 11 games last year, opening up at LG the first 4 games before flipping to RG the next 7.Started every game at RG as a sophomore in 2017.Earned First Team Academic All-Big 12 honors a year ago. | <table><tr><th>Year</th><th>GP/GS</th></tr><tr><td>2019</td><td>2/2</td></tr><tr><td>CAR</td><td>35/32</td></tr></table> | Year | GP/GS | 2019 | 2/2 | CAR | 35/32 | | | | | | | | | | | | | | | | | | |
| | Year | GP/GS | | | | | | | | | | | | | | | | | | | | | | | | | | |
| 2019 | 2/2 | | | | | | | | | | | | | | | | | | | | | | | | | | | |
| CAR | 35/32 | | | | | | | | | | | | | | | | | | | | | | | | | | | |
|  | #63 Ben Adler 6-4, 320, So.-SQ Wichita, Kan. (Trinity Academy) | <ul style="list-style-type: none">A young player who saw action in the UTSA game as a redshirt freshman in 2018.Rated the nation's 47th-best OG and the 4th-best player in the state of Kansas in the Class of 2017 by Scout.Was an All-Midlands Region selection by PrepStar as a senior in 2017. | <table><tr><th>Year</th><th>GP/GS</th></tr><tr><td>2019</td><td>2/0</td></tr><tr><td>CAR</td><td>3/0</td></tr></table> | Year | GP/GS | 2019 | 2/0 | CAR | 3/0 | | | | | | | | | | | | | | | | | | | |
| Year | GP/GS | | | | | | | | | | | | | | | | | | | | | | | | | | | |
| 2019 | 2/0 | | | | | | | | | | | | | | | | | | | | | | | | | | | |
| CAR | 3/0 | | | | | | | | | | | | | | | | | | | | | | | | | | | |
| RT |  | #77 Nick Kaltmayer (KAULT-meyer) 6-8, 311, Sr.-2L Edwardsville, Ill. (Western Illinois) | <ul style="list-style-type: none">Played in all 12 games a year ago and all 26 games over the last 2 seasons.Started the 2017 Cactus Bowl, earning All-Bowl Team honors from ESPN.A First Team Academic All-Big 12 pick in 2018. | <table><tr><th>Year</th><th>GP/GS</th></tr><tr><td>2019</td><td>2/2</td></tr><tr><td>CAR</td><td>33/4</td></tr></table> | Year | GP/GS | 2019 | 2/2 | CAR | 33/4 | | | | | | | | | | | | | | | | | | |
| | Year | GP/GS | | | | | | | | | | | | | | | | | | | | | | | | | | |
| 2019 | 2/2 | | | | | | | | | | | | | | | | | | | | | | | | | | | |
| CAR | 33/4 | | | | | | | | | | | | | | | | | | | | | | | | | | | |
|  | #73 Christian Duffie 6-5, 297, Fr.-RS Humble, Texas (Summer Creek) | <ul style="list-style-type: none">Earned first-career playing time in the first 2 games of 2019.Viewed as the 45th-best OG in the Class of 2018 by ESPN.Named a First Team All-District 21-6A performer as both a junior and senior. | <table><tr><th>Year</th><th>GP/GS</th></tr><tr><td>2019</td><td>2/0</td></tr><tr><td>CAR</td><td>2/0</td></tr></table> | Year | GP/GS | 2019 | 2/0 | CAR | 2/0 | | | | | | | | | | | | | | | | | | | |
| Year | GP/GS | | | | | | | | | | | | | | | | | | | | | | | | | | | |
| 2019 | 2/0 | | | | | | | | | | | | | | | | | | | | | | | | | | | |
| CAR | 2/0 | | | | | | | | | | | | | | | | | | | | | | | | | | | |
| TE |  | #89 Blaise Gammon 6-7, 250, Sr.-3L Overland Park, Kan. (Blue Valley West) | <ul style="list-style-type: none">LAST GAME: Started vs. Bowling Green (9/7/19); No statsStarted each of the last 13 games dating back to 2018.A three-time First Team Academic All-Big 12 pick. | <table><tr><th>Year</th><th>Rec.</th><th>Yds.</th><th>Avg</th><th>TD</th><th>LG</th></tr><tr><td>2019</td><td>0</td><td>0</td><td>0.0</td><td>0</td><td>0</td></tr><tr><td>CAR</td><td>8</td><td>69</td><td>8.6</td><td>0</td><td>15</td></tr><tr><td colspan="6">Car. Highs: Rec: 2; Yds: 24</td></tr></table> | Year | Rec. | Yds. | Avg | TD | LG | 2019 | 0 | 0 | 0.0 | 0 | 0 | CAR | 8 | 69 | 8.6 | 0 | 15 | Car. Highs: Rec: 2; Yds: 24 | | | | | |
| | Year | Rec. | Yds. | Avg | TD | LG | | | | | | | | | | | | | | | | | | | | | | |
| 2019 | 0 | 0 | 0.0 | 0 | 0 | | | | | | | | | | | | | | | | | | | | | | | |
| CAR | 8 | 69 | 8.6 | 0 | 15 | | | | | | | | | | | | | | | | | | | | | | | |
| Car. Highs: Rec: 2; Yds: 24 | | | | | | | | | | | | | | | | | | | | | | | | | | | | |
|  | #87 Nick Lenners 6-5, 252, So.-2L Lincoln, Neb. (Lincoln Southwest) | <ul style="list-style-type: none">LAST GAME: Played vs. Bowling Green (9/7/19); No statsStarted at TE in the 2018 season opener, but suffered a season-ending injury.Earned a medical hardship for 2018 and is classified a sophomore again in 2019. | <table><tr><th>Year</th><th>Rec.</th><th>Yds.</th><th>Avg</th><th>TD</th><th>LG</th></tr><tr><td>2019</td><td>1</td><td>12</td><td>12.0</td><td>0</td><td>12</td></tr><tr><td>CAR</td><td>1</td><td>12</td><td>12.0</td><td>0</td><td>12</td></tr><tr><td colspan="6">Car. Highs: Rec: 1; Yds: 12</td></tr></table> | Year | Rec. | Yds. | Avg | TD | LG | 2019 | 1 | 12 | 12.0 | 0 | 12 | CAR | 1 | 12 | 12.0 | 0 | 12 | Car. Highs: Rec: 1; Yds: 12 | | | | | | |
| Year | Rec. | Yds. | Avg | TD | LG | | | | | | | | | | | | | | | | | | | | | | | |
| 2019 | 1 | 12 | 12.0 | 0 | 12 | | | | | | | | | | | | | | | | | | | | | | | |
| CAR | 1 | 12 | 12.0 | 0 | 12 | | | | | | | | | | | | | | | | | | | | | | | |
| Car. Highs: Rec: 1; Yds: 12 | | | | | | | | | | | | | | | | | | | | | | | | | | | | |
| QB |  | #10 Skylar Thompson 6-2, 212, Jr.-2L Independence, Mo. (Fort Osage) | <ul style="list-style-type: none">LAST GAME: 10-for-13, 151 yds, 2 TD; 3 att, 28 yds vs. Bowling Green (9/7/19)A 2019 Johnny Unitas Golden Arm Award watch list member.Currently ranked 4th in school history in career comp % (min. 300 att). | <table><tr><th>Year</th><th>Cpl-Att</th><th>Pct</th><th>Yds</th><th>TD/INT</th></tr><tr><td>2019</td><td>26-35</td><td>74.3</td><td>363</td><td>3/0</td></tr><tr><td>CAR</td><td>199-326</td><td>61.0</td><td>2,443</td><td>17/7</td></tr><tr><td colspan="5">Car. Highs: Cpl: 18; Att: 27; Yds: 213; TD: 3; INT: 2</td></tr></table> | Year | Cpl-Att | Pct | Yds | TD/INT | 2019 | 26-35 | 74.3 | 363 | 3/0 | CAR | 199-326 | 61.0 | 2,443 | 17/7 | Car. Highs: Cpl: 18; Att: 27; Yds: 213; TD: 3; INT: 2 | | | | | | | | |
| | Year | Cpl-Att | Pct | Yds | TD/INT | | | | | | | | | | | | | | | | | | | | | | | |
| 2019 | 26-35 | 74.3 | 363 | 3/0 | | | | | | | | | | | | | | | | | | | | | | | | |
| CAR | 199-326 | 61.0 | 2,443 | 17/7 | | | | | | | | | | | | | | | | | | | | | | | | |
| Car. Highs: Cpl: 18; Att: 27; Yds: 213; TD: 3; INT: 2 | | | | | | | | | | | | | | | | | | | | | | | | | | | | |
|  | #17 Nick Ast (AUH-st) or #3 John Holcombe II 6-5, 209, So.-SQ /// 6-4, 249, Fr.-RS Cimarron, Kan. /// Humble, Texas | <ul style="list-style-type: none">AST'S LAST GAME: 3-for-3, 28 yds vs. Bowling Green (9/7/19)AST: Earned the program's Red Raider Award as the top contributor on scout team in 2017.HOLCOMBE'S LAST GAME: 1-for-3, 9 yds; 8 att, 23 yds vs. Bowling Green (9/7/19) | <table><tr><th>AST</th><th>Cpl-Att</th><th>Pct</th><th>Yds</th><th>TD/INT</th></tr><tr><td>2019</td><td>3-3</td><td>100.0</td><td>9</td><td>0/0</td></tr><tr><td>CAR</td><td>3-3</td><td>100.0</td><td>9</td><td>0/0</td></tr><tr><td colspan="5">Car. Highs: Cpl: 3; Att: 3; Yds: 9</td></tr></table> | AST | Cpl-Att | Pct | Yds | TD/INT | 2019 | 3-3 | 100.0 | 9 | 0/0 | CAR | 3-3 | 100.0 | 9 | 0/0 | Car. Highs: Cpl: 3; Att: 3; Yds: 9 | | | | | | | | | |
| AST | Cpl-Att | Pct | Yds | TD/INT | | | | | | | | | | | | | | | | | | | | | | | | |
| 2019 | 3-3 | 100.0 | 9 | 0/0 | | | | | | | | | | | | | | | | | | | | | | | | |
| CAR | 3-3 | 100.0 | 9 | 0/0 | | | | | | | | | | | | | | | | | | | | | | | | |
| Car. Highs: Cpl: 3; Att: 3; Yds: 9 | | | | | | | | | | | | | | | | | | | | | | | | | | | | |
| FB |  | #87 Nick Lenners 6-5, 252, So.-2L Lincoln, Neb. (Lincoln Southwest) | <ul style="list-style-type: none">LAST GAME: Played vs. Nicholls (9/7/19); No statsStarted at TE in the 2018 season opener, but suffered a season-ending injury.Earned a medical hardship for 2018 and is classified a sophomore again in 2019. | <table><tr><th>Year</th><th>Rec.</th><th>Yds.</th><th>Avg</th><th>TD</th><th>LG</th></tr><tr><td>2019</td><td>1</td><td>12</td><td>12.0</td><td>0</td><td>12</td></tr><tr><td>CAR</td><td>1</td><td>12</td><td>12.0</td><td>0</td><td>12</td></tr><tr><td colspan="6">Car. Highs: Rec: 1; Yds: 12</td></tr></table> | Year | Rec. | Yds. | Avg | TD | LG | 2019 | 1 | 12 | 12.0 | 0 | 12 | CAR | 1 | 12 | 12.0 | 0 | 12 | Car. Highs: Rec: 1; Yds: 12 | | | | | |
| | Year | Rec. | Yds. | Avg | TD | LG | | | | | | | | | | | | | | | | | | | | | | |
| 2019 | 1 | 12 | 12.0 | 0 | 12 | | | | | | | | | | | | | | | | | | | | | | | |
| CAR | 1 | 12 | 12.0 | 0 | 12 | | | | | | | | | | | | | | | | | | | | | | | |
| Car. Highs: Rec: 1; Yds: 12 | | | | | | | | | | | | | | | | | | | | | | | | | | | | |
|  | #36 Mason Barta 6-1, 236, So.-1L Holton, Kan. (Holton) | <ul style="list-style-type: none">LAST GAME: Played vs. Bowling Green (9/7/19); No statsSaw action in all 12 games a year ago, primarily on special teams.Also played on offense in short-yardage situations. | | | | | | | | | | | | | | | | | | | | | | | | | | |
| RB |  | #34 James Gilbert 5-9, 198, Sr.-TR Indianapolis, Ind. (Ball State Univ.) | <ul style="list-style-type: none">LAST GAME: 8 att, 103 yds, 2 TD vs. Bowling Green (9/7/19)Had 2nd most rushing yds by a Wildcat in their debut in school history.First Wildcat with 2-straight games of 100 yds rushing to open a season since 2012. | <table><tr><th>Year</th><th>Att</th><th>Yds.</th><th>Avg</th><th>TD</th><th>LG</th></tr><tr><td>2019</td><td>26</td><td>218</td><td>8.4</td><td>3</td><td>51</td></tr><tr><td>CAR</td><td>629</td><td>3,024</td><td>4.8</td><td>32</td><td>80</td></tr><tr><td colspan="6">Car. Highs: Att: 34; Yds: 264; TD: 3 2015-18 at Ball St.</td></tr></table> | Year | Att | Yds. | Avg | TD | LG | 2019 | 26 | 218 | 8.4 | 3 | 51 | CAR | 629 | 3,024 | 4.8 | 32 | 80 | Car. Highs: Att: 34; Yds: 264; TD: 3 2015-18 at Ball St. | | | | | |
| | Year | Att | Yds. | Avg | TD | LG | | | | | | | | | | | | | | | | | | | | | | |
| 2019 | 26 | 218 | 8.4 | 3 | 51 | | | | | | | | | | | | | | | | | | | | | | | |
| CAR | 629 | 3,024 | 4.8 | 32 | 80 | | | | | | | | | | | | | | | | | | | | | | | |
| Car. Highs: Att: 34; Yds: 264; TD: 3 2015-18 at Ball St. | | | | | | | | | | | | | | | | | | | | | | | | | | | | |
|  | #6 Jordon Brown or #2 Harry Trotter 5-11, 200, Sr.-TR /// 5-11, 202, Jr.-RS Durham, N.C. /// Atchison, Kan. | <ul style="list-style-type: none">BROWN'S LAST GAME: 4 att, 64 yds, TD; 1 rec, 10 yds vs. Bowling Green (9/7/19)BROWN: Played in 28 games at UNC with 13 starts.TROTTER'S LAST GAME: 9 att, 22 yds, TD vs. Bowling Green (9/7/19) | <table><tr><th>BROWN</th><th>Att</th><th>Yds.</th><th>Avg</th><th>TD</th><th>LG</th></tr><tr><td>2019</td><td>15</td><td>113</td><td>7.5</td><td>2</td><td>50</td></tr><tr><td>CAR</td><td>254</td><td>1,118</td><td>4.4</td><td>10</td><td>56</td></tr><tr><td colspan="6">Car. Highs: Att: 19; Yds: 123; TD: 2 2015-18 at UNC</td></tr></table> | BROWN | Att | Yds. | Avg | TD | LG | 2019 | 15 | 113 | 7.5 | 2 | 50 | CAR | 254 | 1,118 | 4.4 | 10 | 56 | Car. Highs: Att: 19; Yds: 123; TD: 2 2015-18 at UNC | | | | | | |
| BROWN | Att | Yds. | Avg | TD | LG | | | | | | | | | | | | | | | | | | | | | | | |
| 2019 | 15 | 113 | 7.5 | 2 | 50 | | | | | | | | | | | | | | | | | | | | | | | |
| CAR | 254 | 1,118 | 4.4 | 10 | 56 | | | | | | | | | | | | | | | | | | | | | | | |
| Car. Highs: Att: 19; Yds: 123; TD: 2 2015-18 at UNC | | | | | | | | | | | | | | | | | | | | | | | | | | | | |
| WR |  | #21 Wykeen Gill 5-10, 181, Jr.-1L Atchison, Kan. (Atchison) | <ul style="list-style-type: none">LAST GAME: 1 rec, 22 yds vs. Bowling Green (9/7/19)Played in 10 games last year, including a start vs. Kansas.Originally entered the program as a walk-on QB in 2016. | <table><tr><th>Year</th><th>Rec.</th><th>Yds.</th><th>Avg</th><th>TD</th><th>LG</th></tr><tr><td>2019</td><td>1</td><td>22</td><td>22.0</td><td>0</td><td>22</td></tr><tr><td>CAR</td><td>8</td><td>76</td><td>9.5</td><td>0</td><td>22</td></tr><tr><td colspan="6">Car. Highs: Rec: 3; Yds: 22</td></tr></table> | Year | Rec. | Yds. | Avg | TD | LG | 2019 | 1 | 22 | 22.0 | 0 | 22 | CAR | 8 | 76 | 9.5 | 0 | 22 | Car. Highs: Rec: 3; Yds: 22 | | | | | |
| | Year | Rec. | Yds. | Avg | TD | LG | | | | | | | | | | | | | | | | | | | | | | |
| 2019 | 1 | 22 | 22.0 | 0 | 22 | | | | | | | | | | | | | | | | | | | | | | | |
| CAR | 8 | 76 | 9.5 | 0 | 22 | | | | | | | | | | | | | | | | | | | | | | | |
| Car. Highs: Rec: 3; Yds: 22 | | | | | | | | | | | | | | | | | | | | | | | | | | | | |
|  | #88 Phillip Brooks or #12 Landry Weber 5-7, 167, Fr.-RS /// 5-10, 180, So.-1L Lee's Summit, Mo. /// Lenexa, Kan. | <ul style="list-style-type: none">BROOKS' LAST GAME: Played vs. Bowling Green (9/7/19); No receiving statsBROOKS: A first team all-state selection as a senior in 2017.WEBER'S LAST GAME: Played vs. Bowling Green (9/7/19); No stats | <table><tr><th>BROOKS</th><th>Rec.</th><th>Yds.</th><th>Avg</th><th>TD</th><th>LG</th></tr><tr><td>2019</td><td>3</td><td>18</td><td>6.0</td><td>0</td><td>8</td></tr><tr><td>CAR</td><td>3</td><td>18</td><td>6.0</td><td>0</td><td>8</td></tr><tr><td colspan="6">Car. Highs: Rec: 3; Yds: 18</td></tr></table> | BROOKS | Rec. | Yds. | Avg | TD | LG | 2019 | 3 | 18 | 6.0 | 0 | 8 | CAR | 3 | 18 | 6.0 | 0 | 8 | Car. Highs: Rec: 3; Yds: 18 | | | | | | |
| BROOKS | Rec. | Yds. | Avg | TD | LG | | | | | | | | | | | | | | | | | | | | | | | |
| 2019 | 3 | 18 | 6.0 | 0 | 8 | | | | | | | | | | | | | | | | | | | | | | | |
| CAR | 3 | 18 | 6.0 | 0 | 8 | | | | | | | | | | | | | | | | | | | | | | | |
| Car. Highs: Rec: 3; Yds: 18 | | | | | | | | | | | | | | | | | | | | | | | | | | | | |

| | | | | |
|-----|---|--|---|---|
| DE |  | #51 Reggie Walker 6-2, 250, Sr.-3L Ponchatoula, La. (Ponchatoula) | <ul style="list-style-type: none"> LAST GAME: Started vs. Bowling Green (9/7/19); No stats A 2019 Preseason All-Big 12 pick who is on the watch list for the Hendricks Award. Is one FF away from tying the school record. | Year U-A-T TFL-Yds. Sk-Yds INT PD F/R 2019 1-0-1 0.0-0 0.0-0 0 0 0/0 CAR 81-30-111 30.0-133 16.0-99 0 4 8/2 Car. Highs: Tackles: 7; TFL: 3.0; Sacks: 2.0 |
| |  | #44 Kyle Ball 6-2, 250, Sr.-3L Prairie Village, Kan. (Shawnee Mission East) | <ul style="list-style-type: none"> LAST GAME: Played vs. Bowling Green (9/7/19); No stats A 2018 Honorable Mention All-Big 12 pick. Started 6 games a year ago, while he has played in 26 career games. | Year U-A-T TFL-Yds. Sk-Yds INT PD F/R 2019 0-0-0 0.0-0 0.0-0 0 0 0/0 CAR 27-9-36 9.5-62 6.5-58 0 2 1/2 Car. Highs: Tackles: 7; TFL: 1.5; Sacks: 1.5 |
| DT |  | #99 Trey Dishon (dish-AWN) 6-2, 311, Sr.-3L Horton, Kan. (Horton) | <ul style="list-style-type: none"> LAST GAME: Started vs. Bowling Green (9/7/19) Has started 39 career games, including a current streak of 37. A 2017 Honorable Mention All-Big 12 selection. | Year U-A-T TFL-Yds. Sk-Yds INT PD F/R 2019 1-0-1 0.0-0 0.0-0 0 0 0/0 CAR 43-23-66 10.0-34 5.0-23 0 5 1/0 Car. Highs: Tackles: 4; TFL: 2.0; Sacks: 2.0 |
| |  | #59 Drew Wiley 6-4, 300, Jr.-2L Vinton, Iowa (Vinton-Shellsburg) | <ul style="list-style-type: none"> LAST GAME: PD vs. Bowling Green (9/7/19) Has played in all 27 career games, including all 13 as a true freshman in 2017. Saw time last year primarily on short-yardage plays and on field goal defense. | Year U-A-T TFL-Yds. Sk-Yds INT PD F/R 2019 1-0-1 0.0-0 0.0-0 0 1 0/0 CAR 3-3-6 0.0-0 0.0-0 0 1 0/0 Car. Highs: Tackles: 2 |
| DT |  | #91 Jordan Mittie 6-3, 284, Sr.-1L Aledo, Texas (Texas State Univ.) | <ul style="list-style-type: none"> LAST GAME: TFL vs. Bowling Green (9/7/19) Played in every game in 2018 with 7 starts. Was a graduate transfer from Texas State prior to last season. | Year U-A-T TFL-Yds. Sk-Yds INT PD F/R 2019 1-0-1 1.0-1 0.0-0 0 0 0/0 CAR 60-41-101 11.0-30 5.0-21 0 3 1/1 Car. Highs: Tackles: 9; TFL: 2.5; Sacks: 1.0 |
| |  | #96 Joe Davies 6-3, 285, Sr.-2L Carrollton, Texas (Coffeyville CC) | <ul style="list-style-type: none"> LAST GAME: Played vs. Bowling Green (9/7/19); No stats Has played in 26 career games with 5 starts a year ago. Earned the 3rd-highest grade among Big 12 interior defenders according to PFF. | Year U-A-T TFL-Yds. Sk-Yds INT PD F/R 2019 0-0-0 0.0-0 0.0-0 0 0 0/0 CAR 13-4-17 2.5-8 1.0-6 0 0 1/1 Car. Highs: Tackles: 4; TFL: 1.0; Sacks: 1.0 |
| DE |  | #56 Wyatt Hubert 6-3, 258, So.-1L Topeka, Kan. (Shawnee Heights) | <ul style="list-style-type: none"> LAST GAME: 2 tackles, TFL vs. Bowling Green (9/7/19) A 2019 Freshman All-American by <i>USA TODAY Sports</i>. Ranked 3rd in the nation among freshmen in sacks per game (0.38) a year ago. | Year U-A-T TFL-Yds. Sk-Yds INT PD F/R 2019 4-0-4 2.0-5 0.0-0 0 0 0/0 CAR 31-7-38 10.5-43 4.5-30 1 2 0/0 Car. Highs: Tackles: 5; TFL: 2.0; Sacks: 2.0; PD: 1 |
| |  | #90 Bronson Massie 6-4, 243, Jr.-2L Lufkin, Texas (Lufkin) | <ul style="list-style-type: none"> LAST GAME: Played vs. Bowling Green (9/7/19); No stats Played in all 12 games last year in a reserve role. Has seen action in 23 career games with a start vs. Iowa State in 2017. | Year U-A-T TFL-Yds. Sk-Yds INT PD F/R 2019 0-0-0 0.0-0 0.0-0 0 0 0/0 CAR 11-10-21 0.0-0 0.0-0 0 2 0/1 Car. Highs: Tackles: 6; PD: 1 |
| MLB |  | #3 Elijah Sullivan 6-0, 210, Jr.-3L Tucker, Ga. (Tucker) | <ul style="list-style-type: none"> LAST GAME: 2 tackles vs. Bowling Green (9/7/19) Played in 3 games last year but suffered a season-ending injury. Earned a medical hardship for the 2018 season and is classified a JR again in 2019. | Year U-A-T TFL-Yds. Sk-Yds INT PD F/R 2019 5-0-5 1.0-1 0.0-0 0 0 0/0 CAR 38-6-44 2.0-10 1.0-9 0 0 2/1 Car. Highs: Tackles: 6; TFL: 1.0; Sacks: 1.0 |
| |  | #22 Daniel Green 6-2, 226, Fr.-RS Portland, Ore. (Madison) | <ul style="list-style-type: none"> LAST GAME: 4 tackles, sack, FF, PD vs. Bowling Green (9/7/19) Named one of the top 250 prospects in the Class of 2017 by Rivals. Also viewed as the 10th-best inside LB in the nation in 2017 by Rivals. | Year U-A-T TFL-Yds. Sk-Yds INT PD F/R 2019 4-0-4 1.0-11 1.0-11 0 2 1/0 CAR 4-0-4 1.0-11 1.0-11 0 2 1/0 Car. Highs: Tackles: 4; TFL: 1.0; Sacks: 1.0; PD: 1 |
| WLB |  | #5 Da'Quan (DAY-quan) Patton 6-1, 227, Sr.-1L Cedar Park, Texas (Trinity Valley CC) | <ul style="list-style-type: none"> LAST GAME: 2 tackles vs. Bowling Green (9/7/19) Led the team in tackles in 2018 after redshirting the 2017 season. Tallied at least 4 tackles in 11 games, featured by a season-high 9 vs. WVU and KU. | Year U-A-T TFL-Yds. Sk-Yds INT PD F/R 2019 7-0-7 0.0-0 0.0-0 0 0 0/0 CAR 57-20-77 3.0-4 0.0-0 0 2 0/0 Car. Highs: Tackles: 9; TFL: 1.0; PD: 1 |
| |  | #55 Cody Fletcher 6-2, 219, Jr.-1L Henrietta, Texas (Tyler JC) | <ul style="list-style-type: none"> LAST GAME: 1 tackle at Iowa State (11/24/18) A former CC transfer who shined on special teams in 2018. Carded 104 tackles as a redshirt freshman at Tyler JC in 2017. | Year U-A-T TFL-Yds. Sk-Yds INT PD F/R 2019 0-0-0 0.0-0 0.0-0 0 0 0/0 CAR 8-4-12 0.0-0 0.0-0 0 0 0/0 Car. Highs: Tackles: 6 |
| NB |  | #31 Jahron (juh-RON) McPherson 6-1, 197, Jr.-1L Basehor, Kan. (Butler CC) | <ul style="list-style-type: none"> LAST GAME: 1 tackle vs. Bowling Green (9/7/19) Played in 10 games last year with a start at safety vs. Kansas. Tallied first-career interception at West Virginia last year. | Year U-A-T TFL-Yds. Sk-Yds INT PD F/R 2019 4-1-5 0.0-0 0.0-0 0 0 0/0 CAR 18-6-24 0.0-0 0.0-0 1 3 0/0 Car. Highs: Tackles: 4; INT: 1; PD: 2 |
| |  | #6 Johnathan Durham 6-0, 195, Sr.-3L Aledo, Texas (Aledo) | <ul style="list-style-type: none"> LAST GAME: 1 tackle vs. Nicholls (8/31/19) Has played 19 career games with 7 starts, including 6 last season. Registered the first INT of his career last season at West Virginia. | Year U-A-T TFL-Yds. Sk-Yds INT PD F/R 2019 1-0-1 0.0-0 0.0-0 0 0 0/0 CAR 21-5-26 0.0-0 0.0-0 1 3 0/0 Car. Highs: Tackles: 5; INT: 1; PD: 1 |
| CB |  | #12 AJ Parker 5-11, 178, Jr.-2L Bartlesville, Okla. (Bartlesville) | <ul style="list-style-type: none"> LAST GAME: 1 tackle, PD vs. Bowling Green (9/7/19) Has recorded INTs in 2 of the last 4 games dating back to 2018. Also blocked a punt against Texas. | Year U-A-T TFL-Yds. Sk-Yds INT PD F/R 2019 2-0-2 0.0-0 0.0-0 1 2 0/0 CAR 68-11-79 2.5-4 0.0-0 3 13 0/0 Car. Highs: Tackles: 9; TFL: 1.0; INT: 1; PD: 2 |
| |  | #21 Darreyl Patterson or #2 Lance Robinson 5-10, 174, Sr.-SQ /// 5-10, 194, Fr.-RS Lawton, Okla. /// New Orleans, La. | <ul style="list-style-type: none"> PATTERSON'S LAST GAME: 2 tackles, PD vs. Bowling Green (9/7/19) PATTERSON: Had a season-high 2 tackles last year vs. UTSA and ISU. ROBINSON'S LAST GAME: Played vs. Bowling Green (9/7/19); No stats | Year U-A-T TFL-Yds. Sk-Yds INT PD F/R 2019 2-0-2 0.0-0 0.0-0 0 1 0/0 CAR 8-0-8 0.0-0 0.0-0 0 1 0/0 Car. Highs: Tackles: 2; PD: 1 |
| SS |  | #4 Wayne Jones 6-0, 205, Fr.-RS Owasso, Okla. (Owasso) | <ul style="list-style-type: none"> LAST GAME: Started vs. Bowling Green (9/7/19) Got his feet wet by playing in 2 games last year, but retained his redshirt. Rated the 12th-best prospect in Oklahoma for the Class of 2018 by 247Sports. | Year U-A-T TFL-Yds. Sk-Yds INT PD F/R 2019 2-0-2 0.0-0 0.0-0 0 0 0/0 CAR 3-0-3 0.0-0 0.0-0 0 0 0/0 Car. Highs: Tackles: 2 |
| |  | #17 Jonathan Alexander 6-2, 213, Jr.-TR Fort Worth, Texas (Kilgore College) | <ul style="list-style-type: none"> LAST GAME: 1 tackle vs. Bowling Green (9/7/19) Had a strip and fumble return for a TD in the season opener vs. Nicholls. A CC transfer who was rated the 14th-best CC safety in the Class of 2019 by 247Sports. | Year U-A-T TFL-Yds. Sk-Yds INT PD F/R 2019 3-1-4 0.0-0 0.0-0 0 0 1/1 CAR 3-1-4 0.0-0 0.0-0 0 0 1/1 Car. Highs: Tackles: 3 |
| FS |  | #20 Denzel Goolsby 5-11, 204, Sr.-3L Wichita, Kan. (Bishop Carroll) | <ul style="list-style-type: none"> LAST GAME: 3 tackles, TFL vs. Bowling Green (9/7/19) Has played in 37 career games with 22 starts. Earned Defensive MVP honors in the 2017 Cactus Bowl. | Year U-A-T TFL-Yds. Sk-Yds INT PD F/R 2019 4-0-4 1.0-2 0.0-0 0 0 0/0 CAR 94-35-129 2.0-9 1.0-4 2 8 1/2 Car. Highs: Tackles: 12; TFL: 1.0; Sacks: 1.0; INT: 1; PD: 1 |
| |  | #19 Ross Elder 6-0, 177, So.-SQ Kansas City, Mo. (Rockhurst) | <ul style="list-style-type: none"> LAST GAME: Played vs. Bowling Green (9/7/19); No stats Saw action in 11 games last year, tying for 4th on the team in special teams tackles. Broke up a pass when he played in a reserve role vs. UTSA. | Year U-A-T TFL-Yds. Sk-Yds INT PD F/R 2019 0-0-0 0.0-0 0.0-0 0 0 0/0 CAR 0-4-4 0.0-0 0.0-0 0 1 0/0 Car. Highs: Tackles: 2; PD: 1 |
| CB |  | #15 Walter Neil Jr. 5-9, 176, Jr.-2L Lawton, Okla. (MacArthur) | <ul style="list-style-type: none"> LAST GAME: Started vs. Bowling Green (9/7/19); No stats Started 8 games last year at nickelback, finishing 5th on the team in tackles. Named the 2015 Oklahoma District 5A-1 Defensive Back of the Year. | Year U-A-T TFL-Yds. Sk-Yds INT PD F/R 2019 2-0-2 0.0-0 0.0-0 0 1 0/0 CAR 34-16-50 1.0-6 0.0-0 0 3 0/0 Car. Highs: Tackles: 9; TFL: 1.0; PD: 1 |
| |  | #7 Kevion (KEY-vee-in) McGee or #2 Lance Robinson 5-10, 187, Sr.-1L /// 5-10, 194, Fr.-RS Ardmore, Okla. /// New Orleans, La. | <ul style="list-style-type: none"> McGEE'S LAST GAME: Played vs. Bowling Green (9/7/19); No stats McGEE: Tallied 4 pass breakups in last year's season opener vs. South Dakota. ROBINSON'S LAST GAME: Played vs. Bowling Green (9/7/19); No stats | Year U-A-T TFL-Yds. Sk-Yds INT PD F/R 2019 1-0-1 0.0-0 0.0-0 0 1 0/0 CAR 8-2-10 0.0-0 0.0-0 2 8 0/0 Car. Highs: Tackles: 3; INT: 2; PD: 4 |

| PK |  | #10 Blake Lynch 5-5, 148, Jr.-1L Goddard, Kan. (Eisenhower) | <ul style="list-style-type: none">LAST GAME AT PK: 1-for-1 FG, 7-for-7 XP vs. Bowling Green (9/7/19)A 2019 Lou Groza Award watch list member.Tied for 10th nationally in career FG %. | <table><tr><th>YEAR</th><th>FGM-A</th><th>Pct.</th><th>LG</th><th>XPM-A</th><th>Pct.</th></tr><tr><td>2019</td><td>1-2</td><td>50.0</td><td>0</td><td>14-14</td><td>100.0</td></tr><tr><td>CAR</td><td>15-18</td><td>83.3</td><td>44</td><td>33-34</td><td>97.1</td></tr></table> Car. Highs: FG: 4; XP: 7 | YEAR | FGM-A | Pct. | LG | XPM-A | Pct. | 2019 | 1-2 | 50.0 | 0 | 14-14 | 100.0 | CAR | 15-18 | 83.3 | 44 | 33-34 | 97.1 |
|-------|---|--|---|--|-------|-------|-------|------|-------|------|------|-----|------|------|-------|-------|-------|-------|-------|------|-------|------|
| | YEAR | FGM-A | Pct. | LG | XPM-A | Pct. | | | | | | | | | | | | | | | | |
| 2019 | 1-2 | 50.0 | 0 | 14-14 | 100.0 | | | | | | | | | | | | | | | | | |
| CAR | 15-18 | 83.3 | 44 | 33-34 | 97.1 | | | | | | | | | | | | | | | | | |
| |  | #5 Ty Zentner 6-1, 196, Jr.-TR Topeka, Kan. (Butler CC) | <ul style="list-style-type: none">Rated the best CC kicker in the Class of 2019 by ESPN.Was 9-of-16 on field-goal attempts and 31-of-37 on extra-point attempts in 2018 at Butler CC.Connected on all 4 field goals in a 3-point win at Dodge City. | | | | | | | | | | | | | | | | | | | |
| KO |  | #10 Blake Lynch 5-5, 148, Jr.-1L Goddard, Kan. (Eisenhower) | <ul style="list-style-type: none">LAST GAME AT KO: 1 KO, 63 yds vs. Bowling Green (9/7/19)Served as the team's regular kickoff man the first 3 games of 2018.Earned Academic All-Big 12 honors in 2018. | <table><tr><th>Year</th><th>No.</th><th>Yards</th><th>Avg.</th><th>TB</th></tr><tr><td>2019</td><td>5</td><td>281</td><td>56.2</td><td>1</td></tr><tr><td>CAR</td><td>18</td><td>1,058</td><td>58.8</td><td>1</td></tr></table> Car. Highs: KO: 7; Avg: 61.0 | Year | No. | Yards | Avg. | TB | 2019 | 5 | 281 | 56.2 | 1 | CAR | 18 | 1,058 | 58.8 | 1 | | | |
| | Year | No. | Yards | Avg. | TB | | | | | | | | | | | | | | | | | |
| 2019 | 5 | 281 | 56.2 | 1 | | | | | | | | | | | | | | | | | | |
| CAR | 18 | 1,058 | 58.8 | 1 | | | | | | | | | | | | | | | | | | |
| |  | #5 Ty Zentner 6-1, 196, Jr.-TR Topeka, Kan. (Butler CC) | <ul style="list-style-type: none">LAST GAME AT KO: 3 KOs, 58.8-yd avg, 3 TB vs. Nicholls (8/31/19)A former HS soccer player who played football his senior year.Earned 2016 honorable mention all-state honors. | <table><tr><th>Year</th><th>No.</th><th>Yards</th><th>Avg.</th><th>TB</th></tr><tr><td>2019</td><td>4</td><td>235</td><td>58.8</td><td>3</td></tr><tr><td>CAR</td><td>4</td><td>235</td><td>58.8</td><td>3</td></tr></table> Car. Highs: KO: 4; Avg: 58.8; TB: 3 | Year | No. | Yards | Avg. | TB | 2019 | 4 | 235 | 58.8 | 3 | CAR | 4 | 235 | 58.8 | 3 | | | |
| Year | No. | Yards | Avg. | TB | | | | | | | | | | | | | | | | | | |
| 2019 | 4 | 235 | 58.8 | 3 | | | | | | | | | | | | | | | | | | |
| CAR | 4 | 235 | 58.8 | 3 | | | | | | | | | | | | | | | | | | |
| HLD |  | #21 Devin Anctil 6-1, 234, Sr.-1L Lenexa, Kan. (Coffeyville CC) | <ul style="list-style-type: none">Serving as the primary holder for the first time in his career. | <table><tr><th>Year</th><th>Games</th></tr><tr><td>2019</td><td>2</td></tr><tr><td>CAR</td><td>9</td></tr></table> | Year | Games | 2019 | 2 | CAR | 9 | | | | | | | | | | | | |
| | Year | Games | | | | | | | | | | | | | | | | | | | | |
| 2019 | 2 | | | | | | | | | | | | | | | | | | | | | |
| CAR | 9 | | | | | | | | | | | | | | | | | | | | | |
| |  | #83 Dalton Schoen (SHOWN) 6-1, 209, Sr.-2L Overland Park, Kan. (Blue Valley NW) | <ul style="list-style-type: none">Has not held during his time at K-State. | <table><tr><th>Year</th><th>Games</th></tr><tr><td>2019</td><td>2</td></tr><tr><td>CAR</td><td>24</td></tr></table> | Year | Games | 2019 | 2 | CAR | 24 | | | | | | | | | | | | |
| Year | Games | | | | | | | | | | | | | | | | | | | | | |
| 2019 | 2 | | | | | | | | | | | | | | | | | | | | | |
| CAR | 24 | | | | | | | | | | | | | | | | | | | | | |
| LS OR |  | #49 Wesley Burris 5-10, 194, Jr.-SQ Olathe, Kan. (Olathe East) | <ul style="list-style-type: none">A 3rd-year member of the program is snapping for the first time in his career.Tallied 6 solo tackles from his long snapping position during his prep career. | <table><tr><th>Year</th><th>Games</th></tr><tr><td>2019</td><td>1</td></tr><tr><td>CAR</td><td>1</td></tr></table> | Year | Games | 2019 | 1 | CAR | 1 | | | | | | | | | | | | |
| | Year | Games | | | | | | | | | | | | | | | | | | | | |
| 2019 | 1 | | | | | | | | | | | | | | | | | | | | | |
| CAR | 1 | | | | | | | | | | | | | | | | | | | | | |
| |  | #42 Randen Plattner 6-2, 217, Fr.-RS Parkville, Mo. (Park Hill) | <ul style="list-style-type: none">A redshirt freshman who is snapping for the first time in his career.Rated the 23rd-best long snapper in the nation in 2017 according to Rubio Long Snapping. | <table><tr><th>Year</th><th>Games</th></tr><tr><td>2019</td><td>2</td></tr><tr><td>CAR</td><td>2</td></tr></table> | Year | Games | 2019 | 2 | CAR | 2 | | | | | | | | | | | | |
| Year | Games | | | | | | | | | | | | | | | | | | | | | |
| 2019 | 2 | | | | | | | | | | | | | | | | | | | | | |
| CAR | 2 | | | | | | | | | | | | | | | | | | | | | |
| P |  | #21 Devin Anctil 6-1, 234, Sr.-1L Lenexa, Kan. (Coffeyville CC) | <ul style="list-style-type: none">LAST GAME PUNTING: 3 punts, 37.3-yd avg vs. Bowling Green (9/7/19)An Honorable Mention All-Big 12 pick in 2018 after finishing 6th in school history in avg.Avg would have led the Big 12 and ranked 25th nationally if he met required min. of games. | <table><tr><th>Year</th><th>Punts</th><th>Yds.</th><th>Avg</th><th>LG</th><th>I20</th></tr><tr><td>2019</td><td>3</td><td>112</td><td>37.3</td><td>51</td><td>0</td></tr><tr><td>CAR</td><td>30</td><td>1,289</td><td>43.0</td><td>65</td><td>10</td></tr></table> Car. Highs: Punts: 7; Avg: 46.9; in20: 5 | Year | Punts | Yds. | Avg | LG | I20 | 2019 | 3 | 112 | 37.3 | 51 | 0 | CAR | 30 | 1,289 | 43.0 | 65 | 10 |
| | Year | Punts | Yds. | Avg | LG | I20 | | | | | | | | | | | | | | | | |
| 2019 | 3 | 112 | 37.3 | 51 | 0 | | | | | | | | | | | | | | | | | |
| CAR | 30 | 1,289 | 43.0 | 65 | 10 | | | | | | | | | | | | | | | | | |
| |  | #5 Ty Zentner 6-1, 196, Jr.-TR Topeka, Kan. (Butler CC) | <ul style="list-style-type: none">Earned first team all-conference honors as a punter in 2018 at Butler CC.Held a 39.5-yard average on 64 punts last year. | | | | | | | | | | | | | | | | | | | |
| KOR |  | #88 Phillip Brooks 5-7, 167, Fr.-RS Lee's Summit, Mo. (Lee's Summit West) | <ul style="list-style-type: none">LAST GAME RETURNING: 1 ret, 44 yds vs. Bowling Green (9/7/19)Got his feet wet as a returner in 2018 as he played in 4 games but preserved his redshirt. | <table><tr><th>Year</th><th>Ret.</th><th>Yds.</th><th>Avg</th><th>TD</th><th>LG</th></tr><tr><td>2019</td><td>3</td><td>87</td><td>29.0</td><td>0</td><td>44</td></tr><tr><td>CAR</td><td>6</td><td>143</td><td>23.8</td><td>0</td><td>44</td></tr></table> Car. Highs: Ret: 2; Yds: 44 | Year | Ret. | Yds. | Avg | TD | LG | 2019 | 3 | 87 | 29.0 | 0 | 44 | CAR | 6 | 143 | 23.8 | 0 | 44 |
| | Year | Ret. | Yds. | Avg | TD | LG | | | | | | | | | | | | | | | | |
| 2019 | 3 | 87 | 29.0 | 0 | 44 | | | | | | | | | | | | | | | | | |
| CAR | 6 | 143 | 23.8 | 0 | 44 | | | | | | | | | | | | | | | | | |
| |  | #15 Walter Neil Jr. 5-9, 176, Jr.-2L Lawton, Okla. (MacArthur) | <ul style="list-style-type: none">Has not returned a kickoff during his K-State career. | | | | | | | | | | | | | | | | | | | |
| PR |  | #88 Phillip Brooks 5-7, 167, Fr.-RS Lee's Summit, Mo. (Lee's Summit West) | <ul style="list-style-type: none">LAST GAME RETURNING: 2 ret, 0 yds vs. Bowling Green (9/7/19)Named to the Missouri Football Coaches Association First Team All-State team as a senior. | <table><tr><th>Year</th><th>Ret.</th><th>Yds.</th><th>Avg</th><th>TD</th><th>LG</th></tr><tr><td>2019</td><td>3</td><td>9</td><td>3.0</td><td>0</td><td>9</td></tr><tr><td>CAR</td><td>4</td><td>15</td><td>3.8</td><td>0</td><td>9</td></tr></table> Car. Highs: Ret: 2; Yds: 9 | Year | Ret. | Yds. | Avg | TD | LG | 2019 | 3 | 9 | 3.0 | 0 | 9 | CAR | 4 | 15 | 3.8 | 0 | 9 |
| | Year | Ret. | Yds. | Avg | TD | LG | | | | | | | | | | | | | | | | |
| 2019 | 3 | 9 | 3.0 | 0 | 9 | | | | | | | | | | | | | | | | | |
| CAR | 4 | 15 | 3.8 | 0 | 9 | | | | | | | | | | | | | | | | | |
| |  | #4 Malik Knowles 6-2, 186, Fr.-RS Mansfield, Texas (Lake Ridge) | <ul style="list-style-type: none">Returned 10 punts for a 15.4-yd avg as a senior in 2017. | | | | | | | | | | | | | | | | | | | |

IN-SEASON BIRTHDAYS

Several Wildcats celebrate their birthdays during the 2019 regular season season. Below is a list of those players and coaches in addition to the game days for reference.

AUGUST

25 – Joe Davies (1997)
 26 – Cody Fletcher (1997)
 28 – Devin Anctil (1996)
 28 – Cartez Crook-Jones (1999)
 31 – NICHOLLS

SEPTEMBER

7 – BOWLING GREEN
 9 – Tyler Burns (1996)
 9 – Matthew Pola-Mao (2000)
 9 – Jacardia Wright (2000)
 10 – Drew Wiley (1998)
 12 – Jake Huggins (1998)
 14 – AT MISSISSIPPI STATE
 14 – Chabastin Taylor (1998)
 14 – Konner Fox (2000)

15 – Tre Eaton (2000)
 18 – Landry Weber (1998)
 19 – Collin Klein
 19 – Ryan Henington (1998)
 19 – Phillip Brooks (1999)
 21 – Marshall Kellner (1999)
 22 – Ben Driver (2000)
 27 – Chris Klieman
 25 – Gabe Hoover (2000)
 27 – Jonathan Alexander (1999)
 28 – AT OKLAHOMA STATE

OCTOBER

5 – BAYLOR
 9 – Blaise Gammon (1996)
 13 – Dalton Schoen (1996)
 13 – Luke Sowa (1995)

14 – John Holcombe II (1999)
 17 – Ben Adler (1998)
 18 – Spencer Trussell (1998)
 19 – TCU
 20 – Hayden Gillum (1999)
 23 – Courtney Messingham
 26 – OKLAHOMA
 28 – Kaitori Levoston (1999)

NOVEMBER

2 – AT KANSAS
 4 – Bronson Massie (1997)
 4 – Ekow Boye-Doe (1999)
 5 – Nick Allen (1999)
 8 – Buddy Wyatt
 8 – Myles Livingston (2000)
 9 – AT TEXAS

10 – James Gilbert (1995)
 11 – Harrison Creed (1998)
 11 – Thomas Grayson (2000)
 16 – WEST VIRGINIA
 23 – AT TEXAS TECH
 24 – Justin Eichman (1997)
 30 – IOWA STATE



Harry TROTTER
RB • 5-11 • 202 • Jr.-RS
Atchison, Kan.
(Univ. of Louisville)

2

- A former walk-on transfer from Louisville who is part of the rotation at RB.
- Originally from Atchison, Kansas, who was an honorable mention all-conference player at Fort Scott CC before transferring to Louisville.
- Played in 9 games in 2017 at Louisville before transferring to K-State prior to the 2018 season.

TROTTER'S GAME-BY-GAME RUSHING

| Date | Opponent | No | Yds | TD | LG |
|----------|---------------|-----------|-----------|----------|-----------|
| 9/23/17 | KENT STATE | 1 | 13 | 0 | 13 |
| 9/30/17 | MURRAY STATE | 2 | 11 | 0 | 13 |
| 11/18/17 | SYRACUSE | 1 | 3 | 0 | 3 |
| 8/31/19 | NICHOLLS | 10 | 50 | 1 | 15 |
| 9/7/19 | BOWLING GREEN | 9 | 22 | 1 | 7 |

Bold Italics denotes career high; *2017 Season at Louisville*

TROTTER'S CAREER RUSHING STATS

| YEAR | G/S | NO | YDS | AVG | TD | LG |
|--------------|-------------|-----------|-----------|------------|----------|-----------|
| 2017* | 9/0 | 4 | 27 | 6.8 | 0 | 13 |
| 2018 | 2/0 | 19 | 72 | 3.8 | 2 | 15 |
| TOTAL | 11/0 | 23 | 99 | 4.3 | 2 | 15 |

* at Louisville



Elijah SULLIVAN
LB • 6-0 • 210 • Jr.-3L
Tucker, Ga.
(Tucker)

3

- Played in 3 games with a start in 2018, but missed the remainder of the season due to injury.
- Granted a medical hardship for the 2018 season and classified a junior again in 2019.
- HS teammate and current K-State LB **Justin Hughes** and former K-State DB (current Chicago Bear) **Duke Shelley**.

SULLIVAN'S GAME-BY-GAME STATS

| Date | Opponent | UA-AT-TT | TFL | SACK | INT | PD | F/R |
|----------|-------------------|--------------|--------------|--------------|-----|----|-----|
| 9/24/16 | MISSOURI STATE | 1-0-1 | 0.0-0 | 0.0-0 | 0 | 0 | 0/0 |
| 10/8/16 | TEXAS TECH | 2-0-2 | 0.0-0 | 0.0-0 | 0 | 0 | 0/0 |
| 11/19/16 | at Baylor | 1-0-1 | 0.0-0 | 0.0-0 | 0 | 0 | 0/0 |
| 9/2/17 | C. ARKANSAS | 3-0-3 | 0.0-0 | 0.0-0 | 0 | 0 | 1/0 |
| 9/9/17 | CHARLOTTE | 1-1-2 | 0.0-0 | 0.0-0 | 0 | 0 | 0/0 |
| 9/16/17 | at Vanderbilt* | 0-2-2 | 0.0-0 | 0.0-0 | 0 | 0 | 0/1 |
| 9/30/17 | BAYLOR | 1-1-2 | 0.0-0 | 0.0-0 | 0 | 0 | 0/0 |
| 10/7/17 | at Texas | 1-1-2 | 0.0-0 | 0.0-0 | 0 | 0 | 0/0 |
| 10/14/17 | TCU | 1-0-1 | 0.0-0 | 0.0-0 | 0 | 0 | 0/0 |
| 10/21/17 | OKLAHOMA | 1-0-1 | 0.0-0 | 0.0-0 | 0 | 0 | 0/0 |
| 10/28/17 | at Kansas | 2-0-2 | 1.0-9 | 1.0-9 | 0 | 0 | 0/0 |
| 11/4/17 | at Texas Tech | 1-1-2 | 0.0-0 | 0.0-0 | 0 | 0 | 0/0 |
| 11/11/17 | WEST VIRGINIA | 3-0-3 | 0.0-0 | 0.0-0 | 0 | 0 | 1/0 |
| 11/18/17 | at Oklahoma St. | 1-0-1 | 0.0-0 | 0.0-0 | 0 | 0 | 0/0 |
| 11/25/17 | IOWA STATE | 1-0-1 | 0.0-0 | 0.0-0 | 0 | 0 | 0/0 |
| 12/26/17 | vs. UCLA* | 6-0-6 | 0.0-0 | 0.0-0 | 0 | 0 | 0/0 |
| 9/8/18 | MISSISSIPPI ST. | 2-0-2 | 0.0-0 | 0.0-0 | 0 | 0 | 0/0 |
| 9/22/18 | at West Virginia* | 5-0-5 | 0.0-0 | 0.0-0 | 0 | 0 | 0/0 |
| 8/31/19 | NICHOLLS* | 3-0-3 | 1.0-1 | 0.0-0 | 0 | 0 | 0/0 |
| 9/7/19 | BOWLING GREEN* | 2-0-2 | 0.0-0 | 0.0-0 | 0 | 0 | 0/0 |

* denotes game started; *Bold Italics* denotes career high

SULLIVAN'S CAREER STATS

| Year | G/S | UA-AT-TT | TFL | SACK | INT | PD | F/R |
|--------------|-------------|----------------|---------------|--------------|----------|----------|------------|
| 2016 | 11/0 | 4-0-4 | 0.0-0 | 0.0-0 | 0 | 0 | 0/0 |
| 2017 | 13/2 | 22-6-28 | 1.0-9 | 1.0-9 | 0 | 0 | 2/1 |
| 2018 | 3/1 | 7-0-7 | 0.0-0 | 0.0-0 | 0 | 0 | 0/0 |
| 2019 | 2/2 | 5-0-5 | 1.0-1 | 0.0-0 | 0 | 0 | 0/0 |
| TOTAL | 29/5 | 38-6-44 | 2.0-10 | 1.0-9 | 0 | 0 | 2/1 |



Wayne JONES
DB • 6-0 • 205 • Fr.-RS
Owasso, Okla.
(Owasso)

4

- A RS FR who began the season as the starting strong safety.
- Got his feet wet last year by playing in 2 games, but still retained his redshirt.
- Played vs. Texas Tech and Iowa State, the latter in which he recorded a tackle.

JONES' GAME-BY-GAME STATS

| Date | Opponent | UA-AT-TT | TFL | SACK | INT | PD | F/R |
|----------|---------------|--------------|-------|-------|-----|----|-----|
| 11/24/18 | at Iowa State | 1-0-1 | 0.0-0 | 0.0-0 | 0 | 0 | 0/0 |
| 8/31/19 | NICHOLLS* | 2-0-2 | 0.0-0 | 0.0-0 | 0 | 0 | 0/0 |

* denotes game started; *Bold Italics* denotes career high

JONES' CAREER STATS

| Year | G/S | UA-AT-TT | TFL | SACK | INT | PD | F/R |
|--------------|------------|--------------|--------------|--------------|----------|----------|------------|
| 2018 | 2/0 | 1-0-1 | 0.0-0 | 0.0-0 | 0 | 0 | 0/0 |
| 2017 | 2/2 | 2-0-2 | 0.0-0 | 0.0-0 | 0 | 0 | 0/0 |
| TOTAL | 4/2 | 3-0-3 | 0.0-0 | 0.0-0 | 0 | 0 | 0/0 |



Malik KNOWLES
WR • 6-2 • 186 • Fr.-RS
Mansfield, Texas
(Lake Ridge)

4

- A young WR who played in 4 games with a start vs. Texas Tech, but still retained his redshirt.
- Set career highs in catches, yards, TDs and long catch last week against Bowling Green.
- His 2 TD grabs vs. the Falcons were the most by a K-State freshman since **Aaron Lockett** had 2 against Louisiana Monroe in 1998.
- Had 10 catches last year, the most by a Wildcat true FR since **Tyler Lockett** in 2011 (18).

KNOWLES' GAME-BY-GAME RECEIVING

| Date | Opponent | No | Yds | TD | LG |
|----------|----------------|----------|-----------|----------|-----------|
| 10/27/18 | at Oklahoma | 3 | 25 | 0 | 14 |
| 11/3/18 | at TCU | 2 | 19 | 1 | 21 |
| 11/17/18 | TEXAS TECH* | 5 | 56 | 1 | 18 |
| 8/31/19 | NICHOLLS* | 3 | 26 | 0 | 10 |
| 9/4/19 | BOWLING GREEN* | 5 | 99 | 2 | 34 |

* denotes game started; *Bold Italics* denotes career high

KNOWLES' CAREER RECEIVING STATS

| Year | G/S | NO | YDS | AVG | TD | LG |
|--------------|------------|-----------|------------|-------------|----------|-----------|
| 2018 | 4/1 | 10 | 100 | 10.0 | 2 | 21 |
| 2019 | 2/2 | 8 | 125 | 15.6 | 2 | 34 |
| TOTAL | 6/3 | 18 | 225 | 12.5 | 4 | 34 |



Da'Quan PATTON
LB • 6-1 • 227 • Sr.-1L
Cedar Park, Texas
(Trinity Valley CC)

5

- The team's leading tackler a year ago who started every game.
- Came to K-State after being rated the 5th-best community-college OLB in the nation in the Class of 2017 by ESPN.

PATTON'S GAME-BY-GAME STATS

| Date | Opponent | UA-AT-TT | TFL | SACK | INT | PD | F/R |
|----------|-------------------|--------------|--------------|-------|-----|----------|-----|
| 9/1/18 | SOUTH DAKOTA* | 2-2-4 | 0.0-0 | 0.0-0 | 0 | 0 | 0/0 |
| 9/8/18 | MISSISSIPPI ST.* | 3-1-4 | 0.0-0 | 0.0-0 | 0 | 0 | 0/0 |
| 9/15/18 | UTSA* | 5-0-5 | 0.0-0 | 0.0-0 | 0 | 0 | 0/0 |
| 9/22/18 | at West Virginia* | 9-0-9 | 0.0-0 | 0.0-0 | 0 | 0 | 0/0 |
| 9/29/18 | TEXAS* | 7-1-8 | 1.0-2 | 0.0-0 | 0 | 0 | 0/0 |
| 10/6/18 | at Baylor* | 4-3-7 | 1.0-1 | 0.0-0 | 0 | 0 | 0/0 |
| 10/13/18 | OKLAHOMA ST.* | 3-1-4 | 0.0-0 | 0.0-0 | 0 | 0 | 0/0 |
| 10/27/18 | at Oklahoma* | 4-4-8 | 0.0-0 | 0.0-0 | 0 | 0 | 0/0 |
| 11/3/18 | at TCU* | 1-3-4 | 0.0-0 | 0.0-0 | 0 | 0 | 0/0 |
| 11/10/18 | KANSAS* | 7-2-9 | 0.0-0 | 0.0-0 | 0 | 1 | 0/0 |
| 11/17/18 | TEXAS TECH* | 1-0-1 | 1.0-1 | 0.0-0 | 0 | 1 | 0/0 |
| 11/24/18 | at Iowa State* | 4-3-7 | 0.0-0 | 0.0-0 | 0 | 0 | 0/0 |
| 8/31/19 | NICHOLLS* | 5-0-5 | 0.0-0 | 0.0-0 | 0 | 0 | 0/0 |
| 9/7/19 | BOWLING GREEN* | 2-0-2 | 0.0-0 | 0.0-0 | 0 | 0 | 0/0 |

* denotes game started; *Bold Italics* denotes career high

PATTON'S CAREER STATS

| Year | G/S | UA-AT-TT | TFL | SACK | INT | PD | F/R |
|--------------|--------------|-----------------|--------------|--------------|----------|----------|------------|
| 2018 | 12/12 | 50-20-70 | 3.0-4 | 0.0-0 | 0 | 2 | 0/0 |
| 2019 | 2/2 | 7-0-7 | 0.0-0 | 0.0-0 | 0 | 0 | 0/0 |
| TOTAL | 14/14 | 57-20-77 | 3.0-4 | 0.0-0 | 0 | 2 | 0/0 |



Jordon BROWN
RB • 5-11 • 200 • Sr.-TR
Durham, N.C.
(Univ. of North Carolina)

6

- A graduate transfer RB who left North Carolina as a 1,000-yard career rusher and was also productive as a receiver.
- Played in 28 games with the Tar Heels with starts in all 12 games in 2017 and the NC State game a year ago.
- Best season was 2017 when he led UNC with 613 yards and finished second on the team with 29 catches for 237 yards.
- Ranked the No. 7 all-purpose back in the nation for the Class of 2016 by Rivals, while the organization rated him one of the top 250 recruits nationally.

BROWN'S GAME-BY-GAME RUSHING

| Date | Opponent | No | Yds | TD | LG |
|----------|-------------------|-----------|------------|----------|-----------|
| 10/8/16 | VIRGINIA TECH | 3 | 0 | 0 | 3 |
| 10/22/16 | at Virginia | 5 | 9 | 0 | 4 |
| 11/5/16 | GEORGIA TECH | 6 | 31 | 0 | 17 |
| 11/19/16 | THE CITADEL | 3 | 0 | 0 | 1 |
| 12/30/16 | vs. Stanford | 3 | 5 | 1 | 5 |
| 9/2/17 | CALIFORNIA* | 13 | 54 | 0 | 11 |
| 9/9/17 | LOUISVILLE* | 6 | 23 | 0 | 6 |
| 9/16/17 | at Old Dominion* | 18 | 123 | 2 | 23 |
| 9/23/17 | DUKE | 9 | 28 | 0 | 8 |
| 9/30/17 | at Georgia Tech* | 8 | 41 | 1 | 10 |
| 10/7/17 | NOTRE DAME* | 11 | 28 | 0 | 8 |
| 10/15/17 | VIRGINIA* | 10 | 30 | 0 | 9 |
| 10/21/17 | at Virginia Tech* | 10 | 44 | 0 | 13 |
| 10/28/17 | MIAMI* | 19 | 88 | 0 | 56 |
| 11/9/17 | at Pittsburgh* | 15 | 70 | 0 | 23 |
| 11/18/17 | WESTERN CAROLINA* | 11 | 69 | 1 | 26 |
| 11/25/17 | at NC State* | 8 | 15 | 0 | 6 |
| 9/1/18 | at California | 6 | 35 | 0 | 21 |
| 9/8/18 | at East Carolina | 13 | 59 | 1 | 20 |
| 9/22/18 | PITTSBURGH | 9 | 29 | 1 | 9 |
| 9/27/18 | at Miami | 6 | 14 | 0 | 14 |
| 10/13/18 | VIRGINIA TECH | 2 | 6 | 0 | 4 |
| 10/20/18 | at Syracuse | 7 | 16 | 0 | 15 |
| 11/3/18 | GEORGIA TECH | 6 | 34 | 0 | 15 |
| 11/10/18 | at Duke | 6 | 25 | 0 | 8 |
| 11/17/18 | WESTERN CAROLINA | 13 | 79 | 1 | 22 |
| 11/24/18 | NC STATE* | 9 | 43 | 0 | 24 |
| 8/31/19 | NICHOLLS | 11 | 49 | 1 | 14 |
| 9/7/19 | BOWLING GREEN | 4 | 64 | 1 | 50 |

2016-18 Seasons at North Carolina

* denotes game started; *Bold Italics* denotes career high

BROWN'S GAME-BY-GAME RECEIVING

| Date | Opponent | No | Yds | TD | LG |
|----------|------------------|----------|-----------|----|-----------|
| 10/8/16 | GEORGIA TECH | 1 | 15 | 0 | 15 |
| 9/2/17 | CALIFORNIA* | 9 | 53 | 0 | 15 |
| 9/9/17 | LOUISVILLE* | 1 | 8 | 0 | 8 |
| 9/23/17 | DUKE | 1 | 7 | 0 | 7 |
| 9/30/17 | at Georgia Tech* | 9 | 57 | 0 | 27 |
| 10/28/17 | MIAMI* | 4 | 51 | 0 | 28 |
| 11/9/17 | at Pittsburgh* | 2 | 43 | 0 | 24 |
| 11/25/17 | at NC State* | 3 | 18 | 0 | 8 |
| 9/1/18 | at California | 2 | 19 | 0 | 9 |
| 9/8/18 | at East Carolina | 3 | 26 | 0 | 28 |
| 9/22/18 | PITTSBURGH | 1 | 1 | 0 | 1 |
| 9/27/18 | at Miami | 3 | 6 | 0 | 10 |
| 10/13/18 | VIRGINIA TECH | 1 | 6 | 0 | 8 |
| 10/20/18 | at Syracuse | 1 | -5 | 0 | 0 |
| 11/10/18 | at Duke | 1 | 6 | 0 | 6 |
| 11/17/18 | WESTERN CAROLINA | 3 | 30 | 0 | 15 |
| 11/24/18 | NC STATE* | 1 | 1 | 0 | 1 |
| 8/31/19 | NICHOLLS | 2 | 28 | 0 | 22 |
| 9/7/19 | BOWLING GREEN | 1 | 10 | 0 | 10 |

2016-18 Seasons at North Carolina

* denotes game started; **Bold Italics** denotes career high

BROWN'S CAREER RUSHING STATS


| YEAR | G/S | NO | YDS | AVG | TD | LG |
|--------------|--------------|------------|--------------|------------|-----------|-----------|
| 2016~ | 5/0 | 20 | 45 | 2.3 | 1 | 17 |
| 2017~ | 12/12 | 138 | 613 | 4.4 | 4 | 56 |
| 2018~ | 11/1 | 81 | 347 | 4.3 | 3 | 24 |
| 2019 | 2/0 | 15 | 113 | 7.5 | 2 | 50 |
| TOTAL | 30/13 | 254 | 1,118 | 4.4 | 10 | 56 |

~ at North Carolina

BROWN'S CAREER RUSHING STATS

| YEAR | G/S | NO | YDS | AVG | TD | LG |
|--------------|--------------|-----------|------------|------------|----------|-----------|
| 2016~ | 5/0 | 1 | 15 | 15.0 | 0 | 15 |
| 2017~ | 12/12 | 29 | 237 | 8.2 | 0 | 28 |
| 2018~ | 11/1 | 16 | 90 | 5.6 | 0 | 28 |
| 2019 | 2/0 | 3 | 38 | 12.7 | 0 | 22 |
| TOTAL | 30/13 | 49 | 380 | 7.8 | 0 | 28 |

~ at North Carolina



Johnathan DURHAM

DB • 6-0 • 195 • Sr.-3L

Aledo, Texas (Aledo)

- A 5th-year senior who has seen increased action throughout his career.
- Talled 6 of his 7 career starts during the 2018 season, starting at both CB and NB.
- Recorded his first-career pick at West Virginia last year.


DURHAM'S GAME-BY-GAME STATS

| Date | Opponent | UA-AT-TT | TFL | SACK | INT | PD | F/R |
|----------|------------------|--------------|-------|-------|----------|----------|-----|
| 9/2/17 | C. ARKANSAS | 5-0-5 | 0.0-0 | 0.0-0 | 0 | 0 | 0/0 |
| 9/30/17 | BAYLOR | 1-0-1 | 0.0-0 | 0.0-0 | 0 | 0 | 0/0 |
| 10/7/17 | at Texas | 3-1-4 | 0.0-0 | 0.0-0 | 0 | 0 | 0/0 |
| 11/25/17 | IOWA STATE* | 2-0-2 | 0.0-0 | 0.0-0 | 0 | 1 | 0/0 |
| 9/22/18 | at West Virginia | 1-0-1 | 0.0-0 | 0.0-0 | 1 | 1 | 0/0 |
| 9/29/18 | TEXAS* | 1-0-1 | 0.0-0 | 0.0-0 | 0 | 0 | 0/0 |
| 10/6/18 | at Baylor* | 0-1-1 | 0.0-0 | 0.0-0 | 0 | 1 | 0/0 |
| 10/27/18 | at Oklahoma | 1-0-1 | 0.0-0 | 0.0-0 | 0 | 0 | 0/0 |
| 11/3/18 | at TCU* | 2-1-3 | 0.0-0 | 0.0-0 | 0 | 0 | 0/0 |
| 11/10/18 | KANSAS* | 1-1-2 | 0.0-0 | 0.0-0 | 0 | 0 | 0/0 |
| 11/17/18 | TEXAS TECH* | 3-0-3 | 0.0-0 | 0.0-0 | 0 | 0 | 0/0 |
| 11/24/18 | at Iowa State* | 0-1-1 | 0.0-0 | 0.0-0 | 0 | 0 | 0/0 |
| 8/31/19 | NICHOLLS | 1-0-1 | 0.0-0 | 0.0-0 | 0 | 0 | 0/0 |

* denotes game started; **Bold Italics** denotes career high

DURHAM'S CAREER STATS

| Year | G/S | UA-AT-TT | TFL | SACK | INT | PD | F/R |
|--------------|-------------|----------------|--------------|--------------|----------|----------|------------|
| 2017 | 7/1 | 11-1-12 | 0.0-0 | 0.0-0 | 0 | 1 | 0/0 |
| 2018 | 9/6 | 9-4-13 | 0.0-0 | 0.0-0 | 1 | 2 | 0/0 |
| 2019 | 1/0 | 1-0-1 | 0.0-0 | 0.0-0 | 0 | 0 | 0/0 |
| TOTAL | 19/7 | 21-5-26 | 0.0-0 | 0.0-0 | 1 | 3 | 0/0 |



Kevion MCGEE

DB • 5-10 • 187 • Sr.-1L

Ardmore, Okla. (Northeastern Oklahoma A&M)

- A former CC transfer who added depth at CB last season.
- Bookended the year on high notes, carding 4 breakups vs. South Dakota and 2 INTs at Iowa State.
- His 2 picks vs. the Cyclones tied for 7th for a game in school history.
- Earned first-career start at Oklahoma.

MCGEE'S GAME-BY-GAME STATS

| Date | Opponent | UA-AT-TT | TFL | SACK | INT | PD | F/R |
|----------|------------------|--------------|-------|-------|----------|----------|-----|
| 9/1/18 | SOUTH DAKOTA | 1-0-1 | 0.0-0 | 0.0-0 | 0 | 4 | 0/0 |
| 9/22/18 | at West Virginia | 1-0-1 | 0.0-0 | 0.0-0 | 0 | 0 | 0/0 |
| 10/6/18 | at Baylor | 0-1-0 | 0.0-0 | 0.0-0 | 0 | 0 | 0/0 |
| 10/27/18 | at Oklahoma* | 2-1-3 | 0.0-0 | 0.0-0 | 0 | 0 | 0/0 |
| 11/3/18 | at TCU | 1-0-1 | 0.0-0 | 0.0-0 | 0 | 1 | 0/0 |
| 11/17/18 | TEXAS TECH | 1-0-1 | 0.0-0 | 0.0-0 | 0 | 0 | 0/0 |
| 11/24/18 | at Iowa State | 1-0-1 | 0.0-0 | 0.0-0 | 2 | 2 | 0/0 |
| 8/31/19 | NICHOLLS | 1-0-1 | 0.0-0 | 0.0-0 | 0 | 1 | 0/0 |

* denotes game started; **Bold Italics** denotes career high

MCGEE'S CAREER STATS

| Year | G/S | UA-AT-TT | TFL | SACK | INT | PD | F/R |
|--------------|-------------|---------------|--------------|--------------|----------|----------|------------|
| 2017 | 11/1 | 7-2-9 | 0.0-0 | 0.0-0 | 2 | 7 | 0/0 |
| 2018 | 2/0 | 1-0-1 | 0.0-0 | 0.0-0 | 0 | 1 | 0/0 |
| TOTAL | 13/1 | 8-2-10 | 0.0-0 | 0.0-0 | 2 | 8 | 0/0 |



Blake LYNCH

PK • 5-5 • 148 • Jr.-1L

Goddard, Kan. (Eisenhower)

- A former walk-on who was put on scholarship after the first week of the 2018 season.
- A member of the watch list for the 2019 Lou Groza Award.
- Led the Big 12 and ranked 14th nationally in field goals per game (1.56) last year, while his FG % was 3rd in the conference and 12th in the nation.
- Tied for 10th in the NCAA in career FG %.
- Named the Big 12 Special Teams Player of the Week last year following the 2018 Texas Tech game after making all 4 FG attempts.

LYNCH'S GAME-BY-GAME STATS

| Date | Opponent | FGM-A | Sequence | XPM-A |
|----------|-------------------|------------|------------------------|------------|
| 9/1/18 | SOUTH DAKOTA | 4-4 | (24), (22), (38), (44) | 1-1 |
| 9/8/18 | MISSISSIPPI STATE | 1-2 | (26), 52 | 1-1 |
| 9/15/18 | UTSA | 2-2 | (33), (42) | 5-5 |
| 9/22/18 | at West Virginia | 2-3 | (25), (38), 50 | 0-0 |
| 10/27/18 | at Oklahoma | 0-0 | | 2-2 |
| 11/3/18 | at TCU | 0-0 | | 1-2 |
| 11/10/18 | KANSAS | 0-0 | | 3-3 |
| 11/17/18 | TEXAS TECH | 4-4 | (20), (34), (41), (22) | 1-1 |
| 11/24/18 | at Iowa State | 1-1 | (26) | 5-5 |
| 8/31/19 | NICHOLLS | 0-1 | 37 | 7-7 |
| 9/7/19 | BOWLING GREEN | 1-1 | (24) | 7-7 |

() Indicates made FG

Bold Italics denotes career high

LYNCH'S CAREER STATS

| Year | FGM-A | PCT. | 1-19 | 20-29 | 30-39 | 40-49 | 50+ |
|--------------|--------------|-------------|------------|------------|------------|------------|------------|
| 2018 | 14-16 | 87.5 | 0-0 | 6-6 | 5-5 | 3-3 | 0-2 |
| 2019 | 1-2 | 50.0 | 0-0 | 1-1 | 0-1 | 0-0 | 0-0 |
| TOTAL | 15-18 | 83.3 | 0-0 | 7-7 | 5-6 | 3-3 | 0-2 |



Skylar THOMPSON

QB • 6-2 • 212 • Jr.-2L

Independence, Mo. (Fort Osage)

- A veteran QB who has started 16 games over the last two-plus years.
- On the watch list for the 2019 Johnny Unitas Golden Arm Award.
- Leads the nation in QBR according to ESPN at 97.0.
- Currently ranked 4th in school history in career completion % (min. 300 att) and 5th in career passing efficiency.
- Also ranks 16th in school history in career passing yards.
- Was the starter for last 2 season openers, becoming first QB since **Collin Klein** (2011, 2012) to win consecutive season openers.
- Started 10 games as a sophomore, finishing the year ranked 7th in the Big 12 in both total offense (160.4 yds/gm) and passing efficiency.

THOMPSON'S GAME-BY-GAME PASSING

| Date | Opponent | C-A-I | Yds | TD | LG |
|----------|--------------------|----------------|------------|----------|-----------|
| 9/9/17 | CHARLOTTE | 1-2-0 | 11 | 0 | 11 |
| 10/28/17 | at Kansas | 4-6-0 | 40 | 0 | 20 |
| 11/4/17 | at Texas Tech | 5-8-0 | 96 | 1 | 54 |
| 11/11/17 | WEST VIRGINIA* | 13-26-2 | 159 | 0 | 33 |
| 11/18/17 | at Oklahoma State* | 10-13-0 | 204 | 3 | 60 |
| 11/25/17 | IOWA STATE* | 15-21-0 | 152 | 1 | 25 |
| 12/26/17 | vs. UCLA* | 3-7-1 | 27 | 0 | 18 |
| 9/1/18 | SOUTH DAKOTA* | 8-14-1 | 61 | 1 | 15 |
| 9/8/18 | MISSISSIPPI STATE* | 7-17-0 | 86 | 1 | 23 |
| 9/15/18 | UTSA* | 13-18-0 | 213 | 2 | 42 |
| 9/22/18 | at West Virginia* | 11-17-0 | 145 | 0 | 40 |
| 9/29/18 | TEXAS | 8-18-0 | 96 | 0 | 19 |
| 10/6/18 | at Baylor* | 15-26-2 | 149 | 1 | 28 |
| 10/13/18 | OKLAHOMA STATE* | 11-22-0 | 130 | 0 | 28 |
| 10/27/18 | at Oklahoma* | 13-21-0 | 108 | 0 | 22 |
| 11/3/18 | at TCU* | 1-2-0 | 7 | 0 | 7 |
| 11/17/18 | TEXAS TECH* | 17-26-1 | 213 | 1 | 27 |
| 11/24/18 | at Iowa State* | 18-27-0 | 183 | 3 | 42 |
| 8/31/19 | NICHOLLS* | 16-22-0 | 212 | 1 | 38 |
| 9/7/19 | BOWLING GREEN* | 10-13-0 | 151 | 2 | 34 |

* denotes game started; **Bold Italics** denotes career high

THOMPSON'S GAME-BY-GAME RUSHING

| Date | Opponent | No | Yds | TD | LG |
|----------|--------------------|-----------|-----------|----------|-----------|
| 9/2/17 | CENTRAL ARKANSAS | 3 | 49 | 0 | 30 |
| 9/9/17 | CHARLOTTE | 2 | 9 | 0 | 9 |
| 10/28/17 | at Kansas | 10 | 39 | 0 | 14 |
| 11/4/17 | at Texas Tech | 6 | 8 | 1 | 7 |
| 11/11/17 | WEST VIRGINIA* | 18 | 53 | 0 | 18 |
| 11/18/17 | at Oklahoma State* | 17 | 93 | 1 | 26 |
| 11/25/17 | IOWA STATE* | 8 | 12 | 1 | 6 |
| 12/26/17 | vs. UCLA* | 5 | 4 | 0 | 4 |
| 9/1/18 | SOUTH DAKOTA* | 11 | 58 | 0 | 44 |
| 9/8/18 | MISSISSIPPI STATE* | 12 | 34 | 0 | 16 |
| 9/15/18 | UTSA* | 14 | 66 | 1 | 27 |
| 9/22/18 | at West Virginia* | 12 | 18 | 0 | 16 |
| 9/29/18 | TEXAS | 3 | -1 | 1 | 7 |
| 10/6/18 | at Baylor* | 9 | 50 | 1 | 52 |
| 10/13/18 | OKLAHOMA STATE* | 12 | 80 | 0 | 19 |
| 10/27/18 | at Oklahoma* | 7 | 54 | 1 | 24 |
| 11/3/18 | at TCU* | 1 | 1 | 0 | 1 |
| 11/17/18 | TEXAS TECH* | 11 | -9 | 0 | 11 |
| 11/24/18 | at Iowa State* | 13 | 22 | 1 | 12 |
| 8/31/19 | NICHOLLS* | 3 | 30 | 1 | 17 |
| 9/7/19 | BOWLING GREEN* | 3 | 26 | 0 | 14 |

* denotes game started; **Bold Italics** denotes career high

THOMPSON'S CAREER PASSING STATS

| Year | G/S | C-A-I | Pct. | Yds | TD | Lg | Eff. |
|--------------|--------------|------------------|-------------|--------------|-----------|-----------|--------------|
| 2017 | 8/4 | 51-83-3 | 61.4 | 689 | 5 | 60 | 143.8 |
| 2018 | 11/10 | 122-208-4 | 58.7 | 1,391 | 9 | 42 | 125.3 |
| 2019 | 2/2 | 26-35-0 | 74.3 | 363 | 3 | 38 | 189.7 |
| TOTAL | 21/16 | 199-326-7 | 61.0 | 2,443 | 17 | 60 | 136.9 |

THOMPSON'S CAREER RUSHING STATS

| Year | G/S | NO | YDS | AVG | TD | LG |
|--------------|--------------|------------|------------|------------|----------|-----------|
| 2017 | 8/4 | 69 | 267 | 3.9 | 3 | 30 |
| 2018 | 11/10 | 105 | 373 | 3.6 | 5 | 52 |
| 2019 | 2/2 | 6 | 56 | 9.3 | 1 | 17 |
| TOTAL | 21/16 | 180 | 696 | 3.9 | 9 | 52 |



AJ PARKER
DB • 5-11 • 178 • Jr.-2L
Bartlesville, Okla.
(Bartlesville)

12

- An athletic CB who has started 16 career games, including all 12 as a sophomore.
- Had INTs in 2 of his last 4 games dating back to 2018.
- Finished 4th on the team in tackles in 2018.
- Also made a splash on special teams as he blocked a punt vs. Texas.

PARKER'S GAME-BY-GAME STATS

| Date | Opponent | UA-AT-TT | TFL | SACK | INT | PD | F/R |
|----------|-------------------|--------------|--------------|-------|-----|----|-----|
| 9/2/17 | C. ARKANSAS | 1-0-1 | 0.0-0 | 0.0-0 | 0 | 0 | 0/0 |
| 9/9/17 | CHARLOTTE* | 2-1-3 | 0.5-1 | 0.0-0 | 0 | 2 | 0/0 |
| 9/30/17 | BAYLOR | 1-0-1 | 0.0-0 | 0.0-0 | 0 | 0 | 0/0 |
| 10/14/17 | TCU* | 7-1-8 | 0.0-0 | 0.0-0 | 0 | 0 | 0/0 |
| 10/21/17 | OKLAHOMA | 1-3-4 | 0.0-0 | 0.0-0 | 0 | 0 | 0/0 |
| 10/28/17 | at Kansas* | 2-0-2 | 0.0-0 | 0.0-0 | 0 | 0 | 0/0 |
| 11/18/17 | at Oklahoma St.* | 5-0-5 | 1.0-1 | 0.0-0 | 0 | 1 | 0/0 |
| 9/1/18 | SOUTH DAKOTA* | 2-0-2 | 0.0-0 | 0.0-0 | 0 | 2 | 0/0 |
| 9/8/18 | MISSISSIPPI ST.* | 3-0-3 | 0.0-0 | 0.0-0 | 0 | 2 | 0/0 |
| 9/15/18 | UTSA* | 6-1-7 | 1.0-2 | 0.0-0 | 0 | 0 | 0/0 |
| 9/22/18 | at West Virginia* | 4-0-4 | 0.0-0 | 0.0-0 | 1 | 1 | 0/0 |
| 9/29/18 | TEXAS* | 5-0-5 | 0.0-0 | 0.0-0 | 0 | 0 | 0/0 |
| 10/6/18 | at Baylor* | 8-1-9 | 0.0-0 | 0.0-0 | 0 | 0 | 0/0 |
| 10/13/18 | OKLAHOMA ST.* | 2-0-2 | 0.0-0 | 0.0-0 | 0 | 0 | 0/0 |
| 10/27/18 | at Oklahoma* | 2-2-4 | 0.0-0 | 0.0-0 | 0 | 0 | 0/0 |
| 11/3/18 | at TCU* | 4-0-4 | 0.0-0 | 0.0-0 | 0 | 1 | 0/0 |
| 11/10/18 | KANSAS* | 7-0-7 | 0.0-0 | 0.0-0 | 0 | 1 | 0/0 |
| 11/17/18 | TEXAS TECH* | 4-1-5 | 0.0-0 | 0.0-0 | 1 | 1 | 0/0 |
| 11/24/18 | at Iowa State* | 0-1-1 | 0.0-0 | 0.0-0 | 0 | 0 | 0/0 |
| 8/31/19 | NICHOLLS* | 1-0-1 | 0.0-0 | 0.0-0 | 1 | 1 | 0/0 |
| 9/7/19 | BOWLING GREEN* | 1-0-1 | 0.0-0 | 0.0-0 | 0 | 1 | 0/0 |

* denotes game started; **Bold Italics** denotes career high

PARKER'S CAREER STATS

| Year | G/S | UA-AT-TT | TFL | SACK | INT | PD | F/R |
|--------------|--------------|-----------------|--------------|--------------|----------|-----------|------------|
| 2017 | 11/4 | 19-5-24 | 1.5-2 | 0.0-0 | 0 | 3 | 0/0 |
| 2018 | 12/12 | 47-6-53 | 1.0-2 | 0.0-0 | 2 | 8 | 0/0 |
| 2019 | 2/2 | 2-0-2 | 0.0-0 | 0.0-0 | 1 | 2 | 0/0 |
| TOTAL | 25/18 | 68-11-79 | 2.5-4 | 0.0-0 | 3 | 13 | 0/0 |



Chabastin TAYLOR
WR • 6-4 • 223 • So.-1L
Giddings, Texas
(Giddings)

13

- An athletic player who saw limited time as a RS Freshman but looks to contribute more in 2019.
- A two-time all-district honoree in HS, including his senior year when he was named the Offensive MVP of District 10-4A and a member of the All-Midlands Region team by PrepStar.

TAYLOR'S GAME-BY-GAME RECEIVING

| Date | Opponent | No | Yds | TD | LG |
|----------|---------------|----|-----------|----|-----------|
| 9/15/18 | UTSA | 1 | 5 | 0 | 5 |
| 11/24/18 | at Iowa State | 2 | 17 | 1 | 9 |
| 8/31/19 | NICHOLLS | 1 | 34 | 0 | 34 |
| 9/7/19 | BOWLING GREEN | 4 | 21 | 0 | 9 |

Bold Italics denotes career high

TAYLOR'S CAREER RECEIVING STATS

| Year | G/S | NO | YDS | AVG | TD | LG |
|--------------|------------|----------|-----------|------------|----------|-----------|
| 2018 | 5/0 | 3 | 22 | 7.3 | 1 | 9 |
| 2019 | 2/0 | 5 | 55 | 11.0 | 0 | 34 |
| TOTAL | 7/0 | 8 | 77 | 9.6 | 1 | 34 |



Walter NEIL JR.
DB • 5-9 • 176 • Jr.-2L
Lawton, Okla.
(MacArthur)

15

- A versatile DB who has played both CB and NB during his career but will concentrate on corner to begin the 2019 season.
- Battled injuries a year ago as he only played in 8 games, but still finished 5th on the team in tackles.
- Also a valuable member of the special teams as he recorded 5 tackles on kickoff coverage in 2017.

NEIL JR.'S GAME-BY-GAME STATS

| Date | Opponent | UA-AT-TT | TFL | SACK | INT | PD | F/R |
|----------|-------------------|--------------|--------------|-------|-----|----|-----|
| 9/2/17 | C. ARKANSAS | 2-0-2 | 1.0-6 | 0.0-0 | 0 | 0 | 0/0 |
| 9/9/17 | CHARLOTTE | 0-1-1 | 0.0-0 | 0.0-0 | 0 | 0 | 0/0 |
| 9/30/17 | BAYLOR | 0-2-2 | 0.0-0 | 0.0-0 | 0 | 0 | 0/0 |
| 10/7/17 | at Texas | 0-1-1 | 0.0-0 | 0.0-0 | 0 | 0 | 0/0 |
| 11/1/18 | WEST VIRGINIA | 2-0-2 | 0.0-0 | 0.0-0 | 0 | 0 | 0/0 |
| 9/1/18 | SOUTH DAKOTA* | 3-1-4 | 0.0-0 | 0.0-0 | 0 | 0 | 0/0 |
| 9/8/18 | MISSISSIPPI ST.* | 5-1-6 | 0.0-0 | 0.0-0 | 0 | 1 | 0/0 |
| 9/15/18 | UTSA* | 2-1-3 | 0.0-0 | 0.0-0 | 0 | 0 | 0/0 |
| 9/22/18 | at West Virginia* | 1-0-1 | 0.0-0 | 0.0-0 | 0 | 0 | 0/0 |
| 10/13/18 | OKLAHOMA ST.* | 4-0-4 | 0.0-0 | 0.0-0 | 0 | 1 | 0/0 |
| 10/27/18 | at Oklahoma* | 6-3-9 | 0.0-0 | 0.0-0 | 0 | 0 | 0/0 |
| 11/3/18 | at TCU* | 1-3-4 | 0.0-0 | 0.0-0 | 0 | 0 | 0/0 |
| 11/24/18 | at Iowa State* | 6-3-9 | 0.0-0 | 0.0-0 | 0 | 0 | 0/0 |
| 8/31/19 | NICHOLLS* | 2-0-2 | 0.0-0 | 0.0-0 | 0 | 1 | 0/0 |

* denotes game started; **Bold Italics** denotes career high

NEIL JR.'S CAREER STATS

| Year | G/S | UA-AT-TT | TFL | SACK | INT | PD | F/R |
|--------------|--------------|-----------------|--------------|--------------|----------|----------|------------|
| 2017 | 11/0 | 4-4-8 | 1.0-6 | 0.0-0 | 0 | 0 | 0/0 |
| 2018 | 8/8 | 28-12-40 | 0.0-0 | 0.0-0 | 0 | 2 | 0/0 |
| 2019 | 2/2 | 2-0-2 | 0.0-0 | 0.0-0 | 0 | 1 | 0/0 |
| TOTAL | 21/10 | 34-16-50 | 1.0-6 | 0.0-0 | 0 | 3 | 0/0 |



Jonathan ALEXANDER
DB • 6-2 • 213 • Jr.-TR
Fort Worth, Texas
(Kilgore College)

17

- A CC transfer who made an impact in his first game.
- Forced and recovered a fumble that he returned 25 yds for a TD vs. Nicholls, the Wildcats' first TD on a fumble recovery in 23 games (Kendall Adams, 2017 vs. Charlotte).

ALEXANDER'S GAME-BY-GAME STATS

| Date | Opponent | UA-AT-TT | TFL | SACK | INT | PD | F/R |
|---------|---------------|----------|-------|-------|-----|----|-----|
| 8/31/19 | NICHOLLS | 2-1-3 | 0.0-0 | 0.0-0 | 0 | 0 | 1/1 |
| 9/7/19 | BOWLING GREEN | 1-0-1 | 0.0-0 | 0.0-0 | 0 | 0 | 0/0 |

Bold Italics denotes career high

ALEXANDER'S CAREER STATS

| Year | G/S | UA-AT-TT | TFL | SACK | INT | PD | F/R |
|--------------|------------|--------------|--------------|--------------|----------|----------|------------|
| 2019 | 2/0 | 3-1-4 | 0.0-0 | 0.0-0 | 0 | 0 | 1/1 |
| TOTAL | 2/0 | 3-1-4 | 0.0-0 | 0.0-0 | 0 | 0 | 1/1 |



Denzel GOOLSBY
DB • 5-11 • 204 • Sr.-3L
Wichita, Kan.
(Bishop Carroll)

20

- Entering his 3rd year as a starter at safety, but battled injuries in 2018 and only played in 9 games with 7 starts.
- Finished 7th on the team in tackles a year ago, but concluded the year 3rd on the team in tackles in 2017.
- Named the Defensive MVP of the 2017 Cactus Bowl and is a nominee for the 2019 AFCA Good Works Team.

GOOLSBY'S GAME-BY-GAME STATS

| Date | Opponent | UA-AT-TT | TFL | SACK | INT | PD | F/R |
|----------|------------------|----------------|--------------|--------------|-----|----|-----|
| 9/17/16 | FAU | 0-1-1 | 0.0-0 | 0.0-0 | 0 | 0 | 0/0 |
| 10/1/16 | at West Virginia | 1-0-1 | 0.0-0 | 0.0-0 | 0 | 0 | 0/0 |
| 10/15/16 | at Oklahoma | 0-1-1 | 0.0-0 | 0.0-0 | 0 | 0 | 0/0 |
| 10/29/16 | at Iowa State | 0-2-2 | 0.0-0 | 0.0-0 | 0 | 0 | 0/0 |
| 11/19/16 | at Baylor | 0-1-1 | 0.0-0 | 0.0-0 | 0 | 0 | 0/0 |
| 12/3/16 | at TCU | 0-4-4 | 0.0-0 | 0.0-0 | 0 | 0 | 0/0 |
| 12/28/16 | vs. Texas A&M | 1-0-1 | 0.0-0 | 0.0-0 | 0 | 0 | 0/0 |
| 9/2/17 | C. ARKANSAS* | 7-0-7 | 1.0-4 | 1.0-4 | 0 | 0 | 0/1 |
| 9/9/17 | CHARLOTTE* | 2-1-3 | 0.0-0 | 0.0-0 | 0 | 0 | 0/0 |
| 9/16/17 | at Vanderbilt* | 5-2-7 | 0.0-0 | 0.0-0 | 0 | 0 | 0/0 |
| 9/30/17 | BAYLOR* | 3-0-3 | 0.0-0 | 0.0-0 | 0 | 0 | 0/0 |
| 10/7/17 | at Texas* | 8-3-11 | 0.0-0 | 0.0-0 | 0 | 1 | 0/0 |
| 10/14/17 | TCU* | 4-0-4 | 0.0-0 | 0.0-0 | 0 | 1 | 0/0 |
| 10/21/17 | OKLAHOMA* | 10-2-12 | 0.0-0 | 0.0-0 | 1 | 1 | 0/0 |
| 10/28/17 | at Kansas* | 7-0-7 | 0.0-0 | 0.0-0 | 0 | 1 | 0/0 |
| 11/4/17 | at Texas Tech* | 5-1-6 | 0.0-0 | 0.0-0 | 0 | 0 | 0/0 |
| 11/11/17 | WEST VIRGINIA* | 3-0-3 | 0.0-0 | 0.0-0 | 1 | 1 | 0/0 |
| 11/18/17 | at Oklahoma St.* | 1-1-2 | 0.0-0 | 0.0-0 | 0 | 0 | 0/0 |
| 11/25/17 | IOWA STATE* | 6-2-8 | 0.0-0 | 0.0-0 | 0 | 1 | 0/0 |
| 12/26/17 | vs. UCLA* | 4-1-5 | 1.0-5 | 0.0-0 | 0 | 0 | 1/1 |
| 9/1/18 | SOUTH DAKOTA* | 3-1-4 | 0.0-0 | 0.0-0 | 0 | 0 | 0/0 |
| 9/8/18 | MISSISSIPPI ST.* | 4-1-5 | 0.0-0 | 0.0-0 | 0 | 0 | 0/0 |
| 10/6/18 | at Baylor | 3-0-3 | 0.0-0 | 0.0-0 | 0 | 0 | 0/0 |
| 10/13/18 | OKLAHOMA ST.* | 3-4-7 | 0.0-0 | 0.0-0 | 0 | 0 | 0/0 |
| 10/27/18 | at Oklahoma* | 2-2-4 | 0.0-0 | 0.0-0 | 0 | 0 | 0/0 |
| 11/3/18 | at TCU* | 2-1-3 | 0.0-0 | 0.0-0 | 0 | 0 | 0/0 |
| 11/10/18 | KANSAS | 3-0-3 | 0.0-0 | 0.0-0 | 0 | 0 | 0/0 |
| 11/17/18 | TEXAS TECH* | 1-0-1 | 0.0-0 | 0.0-0 | 0 | 1 | 0/0 |
| 11/24/18 | at Iowa State* | 2-4-6 | 0.0-0 | 0.0-0 | 0 | 1 | 0/0 |
| 8/31/19 | NICHOLLS* | 1-0-1 | 0.0-0 | 0.0-0 | 0 | 0 | 0/0 |
| 9/7/19 | BOWLING GREEN* | 3-0-3 | 1.0-2 | 0.0-0 | 0 | 0 | 0/0 |

* denotes game started; **Bold Italics** denotes career high

GOOLSBY'S CAREER STATS

| Year | G/S | UA-AT-TT | TFL | SACK | INT | PD | F/R |
|--------------|--------------|------------------|--------------|--------------|----------|----------|------------|
| 2016 | 13/0 | 2-9-11 | 0.0-0 | 0.0-0 | 0 | 0 | 0/0 |
| 2017 | 13/13 | 65-13-78 | 2.0-9 | 1.0-4 | 2 | 6 | 1/2 |
| 2018 | 9/7 | 23-13-36 | 0.0-0 | 0.0-0 | 0 | 2 | 0/0 |
| 2019 | 2/2 | 4-0-4 | 1.0-2 | 0.0-0 | 0 | 0 | 0/0 |
| TOTAL | 37/22 | 94-35-127 | 3.0-1 | 1.0-4 | 2 | 8 | 1/2 |



Devin ANCIL
P • 6-1 • 234 • Sr.-1L
Lenexa, Kan.
(Coffeyville CC)

21

- A member of the 2019 Ray Guy Award watch list who shined over the final 6 games of the 2018 season.
- Earned Honorable Mention All-Big 12 honors from the league's coaches in 2018 as his season average would have led the Big 12 and ranked 25th nationally if he played in the required minimum amount of games.
- Season average ranked 6th in school history.
- Had 6 punts of 50 or more yards, the most by a Wildcat since 2013.

ANCIL'S GAME-BY-GAME STATS

| Date | Opponent | No | Yds | Avg | LG |
|----------|----------------|----|------------|-------------|-----------|
| 10/13/18 | OKLAHOMA STATE | 3 | 129 | 43.0 | 55 |
| 10/27/18 | at Oklahoma | 7 | 328 | 46.9 | 65 |
| 11/3/18 | at TCU | 6 | 259 | 43.2 | 49 |
| 11/10/18 | KANSAS | 4 | 182 | 45.5 | 61 |
| 11/17/18 | TEXAS TECH | 3 | 117 | 39.0 | 43 |
| 11/24/18 | at Iowa State | 4 | 162 | 40.5 | 55 |
| 9/7/19 | BOWLING GREEN | 3 | 112 | 37.3 | 51 |

Bold Italics denotes career high

ANCIL'S CAREER PUNTING STATS

| Year | G | No | Yds | Avg | Lg | i20 |
|--------------|----------|-----------|--------------|-------------|-----------|-----------|
| 2018 | 6 | 27 | 1,177 | 43.6 | 65 | 10 |
| 2019 | 2 | 3 | 112 | 37.3 | 51 | 0 |
| TOTAL | 9 | 30 | 1,289 | 43.0 | 65 | 10 |



Wykeen GILL

WR • 5-10 • 181 • Jr.-1L

Atchison, Kan.
(Atchison)

21

- Originally came into the program as a QB but is looking to make an impact at WR.
- Played in 10 games last year with a start vs. KU.

GILL'S GAME-BY-GAME RECEIVING

| Date | Opponent | No | Yds | TD | LG |
|----------|----------------|----|-----|----|----|
| 10/27/18 | at Oklahoma | 1 | 7 | 0 | 7 |
| 11/3/18 | at TCU | 2 | 16 | 0 | 13 |
| 11/10/18 | KANSAS* | 3 | 22 | 0 | 15 |
| 11/24/18 | at Iowa State | 1 | 9 | 0 | 9 |
| 9/7/19 | BOWLING GREEN* | 1 | 22 | 0 | 22 |

Bold Italics denotes career high

GILL'S CAREER RECEIVING STATS

| YEAR | G/S | NO | YDS | AVG | TD | LG |
|--------------|-------------|----------|-----------|------------|----------|-----------|
| 2018 | 10/1 | 7 | 54 | 7.7 | 0 | 15 |
| 2019 | 2/1 | 1 | 22 | 22.0 | 0 | 22 |
| TOTAL | 12/2 | 8 | 76 | 9.5 | 0 | 15 |



Jahron McPHERSON

DB • 6-1 • 197 • Jr.-1L

Basehor, Kan.
(Butler CC)

31

- A safety in 2018 who began the year as the team's starting nickelback.
- Played in 10 games last season with a start vs. KU, while he also picked off his first-career pass at West Virginia.

McPHERSON'S GAME-BY-GAME STATS

| Date | Opponent | UA-AT-TT | TFL | SACK | INT | PD | F/R |
|----------|------------------|----------|-------|-------|-----|----|-----|
| 9/1/18 | SOUTH DAKOTA | 1-0-1 | 0.0-0 | 0.0-0 | 0 | 0 | 0/0 |
| 9/8/18 | MISSISSIPPI ST. | 1-0-1 | 0.0-0 | 0.0-0 | 0 | 0 | 0/0 |
| 9/15/18 | UTSA | 1-1-2 | 0.0-0 | 0.0-0 | 0 | 0 | 0/0 |
| 9/22/18 | at West Virginia | 2-0-2 | 0.0-0 | 0.0-0 | 1 | 1 | 0/0 |
| 10/13/18 | OKLAHOMA ST. | 2-0-2 | 0.0-0 | 0.0-0 | 0 | 0 | 0/0 |
| 10/27/18 | at Oklahoma | 2-2-4 | 0.0-0 | 0.0-0 | 0 | 0 | 0/0 |
| 11/3/18 | at TCU | 1-0-1 | 0.0-0 | 0.0-0 | 0 | 2 | 0/0 |
| 11/10/18 | KANSAS* | 2-1-3 | 0.0-0 | 0.0-0 | 0 | 0 | 0/0 |
| 11/24/18 | at Iowa State | 2-1-3 | 0.0-0 | 0.0-0 | 0 | 0 | 0/0 |
| 8/31/19 | NICHOLLS* | 3-1-4 | 0.0-0 | 0.0-0 | 0 | 0 | 0/0 |
| 9/7/19 | BOWLING GREEN* | 1-0-1 | 0.0-0 | 0.0-0 | 0 | 0 | 0/0 |

* denotes game started; *Bold Italics* denotes career high

McPHERSON'S CAREER STATS

| Year | G/S | UA-AT-TT | TFL | SACK | INT | PD | F/R |
|--------------|-------------|----------------|--------------|--------------|----------|----------|------------|
| 2018 | 10/1 | 14-5-19 | 0.0-0 | 0.0-0 | 1 | 3 | 0/0 |
| 2019 | 2/2 | 4-1-5 | 0.0-0 | 0.0-0 | 0 | 0 | 0/0 |
| TOTAL | 12/3 | 18-6-24 | 0.0-0 | 0.0-0 | 1 | 3 | 0/0 |



James GILBERT

RB • 5-9 • 198 • Sr.-TR

Indianapolis, Ind.
(Ball State Univ.)

34

- A graduate transfer RB who joined the program prior to spring practices.
- A three-time watch list member of the Maxwell Award, including the 2019 season.
- First Wildcat with 2-straight games of 100 rushing yards to open a season since 2012 (**John Hubert**).
- Rushed for 115 yds and a TD in his first game at K-State, the 2nd-most rushing yards by a Wildcat in their debut (166 yds by **Cornelius Davis** vs. Army in 1966)
- Played parts of 4 seasons at Ball State, including 3 games in 2017 when he earned a medical hardship.
- Tied for 5th in BSU history in career rushing TDs and ranked 7th in rushing yards.
- Earned First Team All-MAC honors as a sophomore when he led the league and tied for 6th in Ball State history in rushing TDs.

GILBERT'S GAME-BY-GAME RUSHING

| Date | Opponent | No | Yds | TD | LG |
|----------|----------------------|----|-----|----|----|
| 9/3/15 | VMI | 12 | 61 | 2 | 15 |
| 9/12/15 | at Texas A&M | 11 | 70 | 1 | 32 |
| 9/19/15 | at Eastern Michigan | 15 | 39 | 2 | 10 |
| 9/26/15 | at Northwestern | 5 | 42 | 0 | 34 |
| 10/3/15 | TOLEDO | 11 | 29 | 0 | 9 |
| 10/10/15 | at Northern Illinois | 13 | 48 | 1 | 14 |
| 10/17/15 | GEORGIA STATE | 13 | 50 | 0 | 10 |
| 10/24/15 | CENTRAL MICHIGAN | 11 | 55 | 1 | 18 |
| 10/31/15 | UMASS | 25 | 73 | 1 | 9 |
| 11/5/15 | at Western Michigan | 8 | 37 | 0 | 30 |
| 11/17/15 | at Ohio | 12 | 38 | 0 | 13 |
| 11/24/15 | BOWLING GREEN | 16 | 66 | 0 | 13 |
| 9/2/16 | at Georgia State | 29 | 160 | 2 | 43 |
| 9/10/16 | at Indiana* | 12 | 54 | 0 | 16 |
| 9/17/16 | EASTERN KENTUCKY | 21 | 67 | 1 | 11 |
| 9/24/16 | at Florida Atlantic | 12 | 49 | 0 | 9 |
| 10/1/16 | NORTHERN ILLINOIS* | 22 | 119 | 3 | 23 |
| 10/8/16 | at Central Michigan* | 27 | 141 | 2 | 47 |
| 10/15/16 | at Buffalo* | 34 | 264 | 2 | 80 |
| 10/22/16 | AKRON* | 24 | 133 | 1 | 21 |
| 11/1/16 | WESTERN MICHIGAN* | 29 | 155 | 0 | 16 |
| 11/8/16 | EASTERN MICHIGAN* | 12 | 54 | 1 | 8 |
| 11/16/16 | at Toledo* | 11 | 19 | 0 | 9 |
| 11/22/16 | at Miami (Ohio)* | 18 | 117 | 0 | 40 |
| 9/2/17 | at Illinois* | 19 | 74 | 1 | 15 |
| 9/9/17 | UAB* | 18 | 41 | 2 | 7 |
| 9/16/17 | TENNESSEE TECH | 11 | 92 | 0 | 48 |
| 8/30/18 | CENTRAL CONNECTICUT* | 14 | 100 | 1 | 35 |
| 9/8/18 | at Notre Dame* | 19 | 72 | 0 | 13 |
| 9/15/18 | at Indiana* | 16 | 89 | 1 | 27 |
| 9/22/18 | WESTERN KENTUCKY* | 10 | 41 | 0 | 11 |
| 9/29/18 | KENT STATE* | 14 | 40 | 2 | 12 |
| 10/6/18 | NORTHERN ILLINOIS* | 19 | 79 | 1 | 14 |
| 10/13/18 | at Central Michigan* | 19 | 72 | 0 | 16 |
| 10/20/18 | EASTERN MICHIGAN* | 13 | 41 | 0 | 8 |
| 10/25/18 | at Ohio* | 9 | 52 | 0 | 16 |
| 11/13/18 | WESTERN MICHIGAN | 11 | 45 | 2 | 17 |
| 11/20/18 | at Miami (Ohio)* | 8 | 28 | 0 | 13 |
| 8/31/19 | NICHOLLS* | 18 | 115 | 1 | 24 |
| 9/7/19 | BOWLING GREEN | 8 | 103 | 2 | 51 |

2015-18 Seasons at Ball State

* denotes game started; *Bold Italics* denotes career high

GILBERT'S GAME-BY-GAME RECEIVING

| Date | Opponent | No | Yds | TD | LG |
|----------|----------------------|----|-----|----|----|
| 10/3/15 | TOLEDO | 1 | 19 | 0 | 19 |
| 10/31/15 | UMASS | 2 | 16 | 0 | 9 |
| 10/8/16 | at Central Michigan* | 1 | 18 | 0 | 18 |
| 9/2/17 | at Illinois* | 1 | 7 | 0 | 7 |
| 9/16/17 | TENNESSEE TECH | 1 | 17 | 1 | 17 |
| 8/30/18 | CENTRAL CONNECTICUT* | 2 | 5 | 0 | 5 |
| 9/8/18 | at Notre Dame* | 1 | 8 | 0 | 8 |
| 9/15/18 | at Indiana* | 2 | 17 | 0 | 11 |
| 9/22/18 | WESTERN KENTUCKY* | 1 | 4 | 0 | 4 |
| 9/29/18 | KENT STATE* | 1 | 15 | 0 | 15 |
| 10/6/18 | NORTHERN ILLINOIS* | 4 | 26 | 0 | 15 |
| 10/13/18 | at Central Michigan* | 2 | 6 | 0 | 3 |
| 10/25/18 | at Ohio* | 2 | 7 | 0 | 7 |

2015-18 Seasons at Ball State

* denotes game started; *Bold Italics* denotes career high

GILBERT'S CAREER RUSHING STATS

| YEAR | G/S | NO | YDS | AVG | TD | LG |
|--------------|--------------|------------|--------------|------------|-----------|-----------|
| 2015^ | 12/0 | 152 | 608 | 4.0 | 8 | 34 |
| 2016^ | 12/9 | 251 | 1,332 | 5.3 | 12 | 80 |
| 2017^ | 3/2 | 48 | 207 | 4.3 | 3 | 48 |
| 2018^ | 11/10 | 152 | 659 | 4.3 | 7 | 35 |
| 2019 | 2/2 | 26 | 218 | 8.4 | 2 | 51 |
| TOTAL | 40/23 | 629 | 3,024 | 4.8 | 32 | 80 |

^ at Ball State

GILBERT'S CAREER RECEIVING STATS

| YEAR | G/S | NO | YDS | AVG | TD | LG |
|--------------|--------------|-----------|------------|------------|----------|-----------|
| 2015^ | 12/0 | 3 | 35 | 11.7 | 0 | 19 |
| 2016^ | 12/9 | 1 | 18 | 18.0 | 0 | 18 |
| 2017^ | 3/2 | 2 | 24 | 12.0 | 1 | 17 |
| 2018^ | 11/10 | 15 | 88 | 5.9 | 0 | 15 |
| TOTAL | 40/23 | 21 | 165 | 7.9 | 1 | 19 |

^ at Ball State



Kyle BALL

DE • 6-2 • 250 • Sr.-3L

Prairie Village, Kan.
(Shawnee Mission East)

44

- A 2018 Honorable Mention All-Big 12 player who is back for his 4th season as a part of the regular DE rotation.
- Started the first 6 games of his career last season.

BALL'S GAME-BY-GAME STATS

| Date | Opponent | UA-AT-TT | TFL | SACK | INT | PD | F/R |
|----------|------------------|----------|--------|--------|-----|----|-----|
| 10/22/16 | TEXAS | 1-0-1 | 1.0-9 | 1.0-9 | 0 | 0 | 0/0 |
| 10/29/16 | at Iowa State | 1-1-2 | 1.0-17 | 1.0-17 | 0 | 0 | 0/0 |
| 9/2/17 | C. ARKANSAS | 2-0-2 | 0.0-0 | 0.0-0 | 0 | 0 | 0/1 |
| 9/9/17 | CHARLOTTE | 0-1-1 | 0.0-0 | 0.0-0 | 0 | 0 | 0/0 |
| 9/30/17 | BAYLOR | 2-0-2 | 0.0-0 | 0.0-0 | 0 | 0 | 0/1 |
| 10/14/17 | TCU | 1-0-1 | 0.0-0 | 0.0-0 | 0 | 0 | 0/0 |
| 10/21/17 | OKLAHOMA | 1-0-1 | 0.0-0 | 0.0-0 | 0 | 0 | 0/0 |
| 10/28/17 | at Kansas | 3-0-3 | 1.0-4 | 1.0-4 | 0 | 0 | 0/0 |
| 11/18/17 | at Oklahoma St. | 3-1-4 | 1.5-9 | 1.5-9 | 0 | 0 | 1/0 |
| 11/25/17 | IOWA STATE | 1-0-1 | 0.0-0 | 0.0-0 | 0 | 0 | 0/0 |
| 12/26/17 | vs. UCLA | 2-0-2 | 1.0-1 | 0.0-0 | 0 | 0 | 0/0 |
| 9/1/18 | SOUTH DAKOTA* | 1-1-2 | 0.0-0 | 0.0-0 | 0 | 1 | 0/0 |
| 9/15/18 | UTSA | 1-0-1 | 1.0-6 | 1.0-9 | 0 | 0 | 0/0 |
| 9/22/18 | at West Virginia | 1-1-2 | 0.0-0 | 0.0-0 | 0 | 0 | 0/0 |
| 9/29/18 | TEXAS* | 1-0-1 | 0.0-0 | 0.0-0 | 0 | 0 | 0/0 |
| 10/6/18 | at Baylor* | 2-0-2 | 1.0-1 | 0.0-0 | 0 | 0 | 0/0 |
| 10/13/18 | OKLAHOMA ST.* | 1-0-1 | 1.0-10 | 1.0-10 | 0 | 1 | 0/0 |
| 10/27/18 | at Oklahoma* | 3-4-7 | 1.0-2 | 0.0-0 | 0 | 0 | 0/0 |

* denotes game started; *Bold Italics* denotes career high

BALL'S CAREER STATS

| Year | G/S | UA-AT-TT | TFL | SACK | INT | PD | F/R |
|--------------|-------------|----------------|---------------|---------------|----------|----------|------------|
| 2016 | 5/0 | 2-1-3 | 2.0-26 | 2.0-26 | 0 | 0 | 0/0 |
| 2017 | 11/0 | 15-2-17 | 3.5-14 | 2.5-13 | 0 | 0 | 1/2 |
| 2018 | 10/6 | 10-6-16 | 4.0-22 | 2.0-19 | 0 | 2 | 0/0 |
| TOTAL | 28/6 | 27-9-36 | 9.5-62 | 6.5-58 | 0 | 2 | 1/2 |



Reggie WALKER
DE • 6-2 • 250 • Sr.-3L
Ponchatoula, La.
(Ponchatoula)

51

- One of the top DEs in the Big 12 who was a Preseason All-Big 12 pick by the league's media.
- Also a two-time member of the Ted Hendricks Award watch list.
- Has 8 career forced fumbles to tie for 3rd in school history – one shy of the school record – and tie for 2nd nationally among active players.
- Has 16.0 career sacks to sit 2 away from entering K-State's top-10 list, while his 30.0 tackles for loss are 9 shy of entering the record book.
- Earned a 17.8 Pass Rush Productivity Grade last year from Pro Football Focus, the best mark among returning Big 12 edge defenders.

WALKER'S GAME-BY-GAME STATS

| Date | Opponent | UA-AT-TT | TFL | SACK | INT | PD | F/R |
|----------|-------------------|----------|--------|--------|-----|----|-----|
| 9/2/16 | at Stanford* | 4-1-5 | 1.0-1 | 0.0-0 | 0 | 0 | 0/0 |
| 9/17/16 | FAU* | 2-0-2 | 1.0-6 | 1.0-6 | 0 | 1 | 1/0 |
| 9/24/16 | MISSOURI ST.* | 1-0-1 | 0.0-0 | 0.0-0 | 0 | 0 | 0/0 |
| 10/1/16 | at West Virginia* | 2-0-2 | 0.0-0 | 0.0-0 | 0 | 0 | 1/0 |
| 10/8/16 | TEXAS TECH* | 3-0-3 | 2.0-15 | 1.0-12 | 0 | 1 | 0/0 |
| 10/15/16 | at Oklahoma* | 4-2-6 | 0.0-0 | 0.0-0 | 0 | 0 | 0/0 |
| 10/22/16 | TEXAS* | 3-0-3 | 1.0-9 | 1.0-9 | 0 | 0 | 0/0 |
| 10/29/16 | at Iowa State* | 3-1-4 | 1.0-1 | 0.0-0 | 0 | 0 | 0/0 |
| 11/5/16 | OKLAHOMA ST.* | 1-0-1 | 0.0-0 | 0.0-0 | 0 | 0 | 0/0 |
| 11/19/16 | at Baylor* | 2-1-3 | 2.5-10 | 1.5-3 | 0 | 0 | 1/1 |
| 12/3/16 | at TCU* | 2-2-4 | 2.5-13 | 2.0-11 | 0 | 0 | 0/0 |
| 12/28/16 | vs. Texas A&M* | 2-3-5 | 0.5-2 | 0.0-0 | 0 | 0 | 0/1 |
| 9/2/17 | C. ARKANSAS* | 3-0-3 | 1.0-1 | 0.0-0 | 0 | 0 | 0/0 |
| 9/16/17 | at Vanderbilt* | 0-2-2 | 0.0-0 | 0.0-0 | 0 | 0 | 0/0 |
| 9/30/17 | BAYLOR* | 1-1-2 | 0.0-0 | 0.0-0 | 0 | 0 | 0/0 |
| 10/7/17 | at Texas* | 1-1-2 | 0.0-0 | 0.0-0 | 0 | 0 | 0/0 |
| 10/14/17 | TCU* | 3-1-4 | 0.0-0 | 0.0-0 | 0 | 0 | 1/0 |
| 10/21/17 | OKLAHOMA* | 4-3-7 | 0.0-0 | 0.0-0 | 0 | 0 | 0/0 |
| 10/28/17 | at Kansas* | 4-1-5 | 2.0-10 | 1.0-7 | 0 | 0 | 0/0 |
| 11/4/17 | at Texas Tech* | 5-2-7 | 2.0-5 | 1.0-3 | 0 | 0 | 0/0 |
| 12/26/17 | vs. UCLA* | 4-0-4 | 1.0-1 | 0.0-0 | 0 | 0 | 0/0 |
| 9/1/18 | SOUTH DAKOTA* | 2-1-3 | 1.0-10 | 1.0-10 | 0 | 1 | 0/0 |
| 9/8/18 | MISSISSIPPI ST.* | 4-0-4 | 1.0-4 | 0.0-0 | 0 | 0 | 0/0 |
| 9/15/18 | UTSA* | 1-0-1 | 0.0-0 | 0.0-0 | 0 | 0 | 0/0 |
| 9/22/18 | at West Virginia* | 0-1-1 | 0.0-0 | 0.0-0 | 0 | 0 | 0/0 |
| 9/29/18 | TEXAS* | 4-0-4 | 2.0-10 | 2.0-10 | 0 | 0 | 1/0 |
| 10/6/18 | at Baylor* | 1-2-3 | 1.5-10 | 1.5-10 | 0 | 0 | 1/0 |
| 10/13/18 | OKLAHOMA ST. | 2-0-2 | 2.0-11 | 1.0-9 | 0 | 0 | 0/0 |
| 10/27/18 | at Oklahoma* | 2-0-2 | 0.0-0 | 0.0-0 | 0 | 0 | 0/0 |
| 11/3/18 | at TCU* | 2-1-3 | 1.0-1 | 0.0-0 | 0 | 1 | 0/0 |
| 11/10/18 | KANSAS* | 1-0-1 | 0.0-0 | 0.0-0 | 0 | 0 | 0/0 |
| 11/17/18 | TEXAS TECH* | 5-1-6 | 3.0-12 | 2.0-9 | 0 | 0 | 2/0 |
| 11/24/18 | at Iowa State* | 5-2-7 | 0.0-0 | 0.0-0 | 0 | 0 | 0/0 |
| 8/31/19 | NICHOLLS* | 1-0-1 | 0.0-0 | 0.0-0 | 0 | 0 | 0/0 |

* denotes game started; **Bold Italics** denotes career high

WALKER'S CAREER STATS

| Year | G/S | UA-AT-TT | TFL | SACK | INT | PD | F/R |
|--------------|--------------|------------------|-----------------|----------------|----------|----------|------------|
| 2016 | 13/11 | 29-10-39 | 11.5-57 | 6.5-41 | 0 | 2 | 3/2 |
| 2017 | 12/12 | 25-11-36 | 6.0-17 | 2.0-10 | 0 | 0 | 1/0 |
| 2018 | 12/11 | 26-9-35 | 12.5-59 | 7.5-48 | 0 | 2 | 4/0 |
| 2019 | 2/2 | 1-0-1 | 0.0-0 | 0.0-0 | 0 | 0 | 0/0 |
| TOTAL | 39/36 | 81-30-111 | 30.0-133 | 16.0-99 | 0 | 4 | 8/2 |



Cody FLETCHER
LB • 6-2 • 219 • Jr.-1L
Henrietta, Texas
(Tyler JC)

55

- A backup LB who shined on special teams last year but looks for more playing time on defense in 2019.
- Finished 3rd on the team with 5 special teams tackles, all coming on kickoff coverage.
- Saw significant time at LB vs. Baylor in a game he set his career high with 6 tackles.

FLETCHER'S GAME-BY-GAME STATS

| Date | Opponent | UA-AT-TT | TFL | SACK | INT | PD | F/R |
|----------|------------------|----------|-------|-------|-----|----|-----|
| 9/15/18 | UTSA | 2-0-2 | 0.0-0 | 0.0-0 | 0 | 0 | 0/0 |
| 9/22/18 | at West Virginia | 1-0-1 | 0.0-0 | 0.0-0 | 0 | 0 | 0/0 |
| 10/6/18 | at Baylor | 3-3-6 | 0.0-0 | 0.0-0 | 0 | 0 | 0/0 |
| 11/17/18 | TEXAS TECH | 2-0-2 | 0.0-0 | 0.0-0 | 0 | 0 | 0/0 |
| 11/24/18 | at Iowa State | 0-1-1 | 0.0-0 | 0.0-0 | 0 | 0 | 0/0 |

Bold Italics denotes career high

FLETCHER'S CAREER STATS

| Year | G/S | UA-AT-TT | TFL | SACK | INT | PD | F/R |
|--------------|-------------|---------------|--------------|--------------|----------|----------|------------|
| 2018 | 12/0 | 8-4-12 | 0.0-0 | 0.0-0 | 0 | 0 | 0/0 |
| TOTAL | 12/0 | 8-4-12 | 0.0-0 | 0.0-0 | 0 | 0 | 0/0 |



Wyatt HUBERT
DE • 6-3 • 258 • So.-1L
Topeka, Kan.
(Shawnee Heights)

56

- One of the top DEs in the Big 12 who is looking to improve upon a great rookie season in which he was named a Freshman All-American by *USA TODAY Sports*.
- Led all Big 12 FR in TFLs per game (0.71) in 2018, while he was 2nd among FR in sacks per game (0.38), the latter ranking 3rd in the nation.
- Totaled 34 QB pressures last year according to Pro Football Focus, the 2nd most among returning Big 12 edge defenders.
- Recorded an INT vs. Mississippi State last year and returned it 11 yards, which led to a K-State TD.

HUBERT'S GAME-BY-GAME STATS

| Date | Opponent | UA-AT-TT | TFL | SACK | INT | PD | F/R |
|----------|-------------------|----------|--------|--------|-----|----|-----|
| 9/8/18 | MISSISSIPPI ST. | 3-1-4 | 0.0-0 | 0.0-0 | 1 | 1 | 0/0 |
| 9/15/18 | UTSA* | 3-0-3 | 0.0-0 | 0.0-0 | 0 | 1 | 0/0 |
| 9/22/18 | at West Virginia* | 2-0-2 | 0.0-0 | 0.0-0 | 0 | 0 | 0/0 |
| 9/29/18 | TEXAS | 1-0-1 | 0.0-0 | 0.0-0 | 0 | 0 | 0/0 |
| 10/6/18 | at Baylor | 2-2-4 | 1.5-7 | 1.5-7 | 0 | 0 | 0/0 |
| 10/13/18 | OKLAHOMA ST.* | 1-1-2 | 1.0-4 | 0.0-0 | 0 | 0 | 0/0 |
| 10/27/18 | at Oklahoma | 2-1-3 | 0.0-0 | 0.0-0 | 0 | 0 | 0/0 |
| 11/3/18 | at TCU* | 4-0-4 | 2.0-3 | 0.0-0 | 0 | 0 | 0/0 |
| 11/10/18 | KANSAS* | 3-1-4 | 1.0-5 | 1.0-5 | 0 | 0 | 0/0 |
| 11/17/18 | TEXAS TECH* | 5-0-5 | 2.0-18 | 2.0-18 | 0 | 0 | 0/0 |
| 11/24/18 | at Iowa State* | 1-1-2 | 1.0-1 | 0.0-0 | 0 | 0 | 0/0 |
| 8/31/19 | NICHOLLS* | 2-0-2 | 1.0-1 | 0.0-0 | 0 | 0 | 0/0 |
| 9/7/19 | BOWLING GREEN* | 2-0-2 | 1.0-4 | 0.0-0 | 0 | 0 | 0/0 |

* denotes game started; **Bold Italics** denotes career high

HUBERT'S CAREER STATS

| Year | G/S | UA-AT-TT | TFL | SACK | INT | PD | F/R |
|--------------|-------------|----------------|----------------|---------------|----------|----------|------------|
| 2018 | 12/7 | 27-7-34 | 8.5-38 | 4.5-30 | 1 | 2 | 0/0 |
| 2019 | 2/2 | 4-0-4 | 2.0-5 | 0.0-0 | 0 | 0 | 0/0 |
| TOTAL | 14/9 | 31-7-38 | 10.5-43 | 4.5-30 | 1 | 2 | 0/0 |



Tyler MITCHELL
OL • 6-5 • 317 • Sr.-3L
Bucksport, Ala.
(Montgomery Academy)

62

- A tough, physical guard who has been a regular starter the first 3 years of his career.
- Has started 32 games in his career, including 11 last season and all 13 as a sophomore in 2017.
- Surrendered just a 2.1% pressure rate in 2018 according to Pro Football Focus to rank 5th among returning Big 12 interior OL.



Scott FRANTZ
OL • 6-5 • 303 • Sr.-3L
Lawrence, Kan.
(Free State)

74

- One of the top returning tackles in the Big 12 who is entering his 4th year as a starter.
- Has started 40 consecutive games, a mark that is tied for 4th nationally and tops among Power 5 OL.



Nick KALTMAYER
OL • 6-8 • 311 • Sr.-2L
Edwardsville, Ill.
(Western Illinois Univ.)

77

- A 25-game veteran who has begun the season as the starting right tackle.
- Enters the season with one career start, which came in the 2017 Cactus Bowl vs. UCLA when he earned All-Bowl Team honors from ESPN.



Adam HOLTORF
OL • 6-4 • 302 • Sr.-2L
Seward, Neb.
(Seward)

79

- A two-time member of the Rimington Trophy watch list who enters his 3rd year as the starting center.
- Ranks first among Big 12 interior OL in terms of pressure rate allowed (1.1%) according to Pro Football Focus.
- A two-time Academic All-American.



Dalton SCHOEN
WR • 6-1 • 209 • Sr.-2L
Overland Park, Kan.
(Blue Valley Northwest)

83

- A former walk-on who is the team's leading returning at WR.
- Has averaged 18.1 yards per reception to rank 4th in school history.
- His 6 career TDs have gone for an average of 44.5 yards.
- Went over 1,000 career receiving yds vs. Nicholls, the 32nd play in school history to reach the mark.

SCHOEN'S GAME-BY-GAME RECEIVING

| Date | Opponent | No | Yds | TD | LG |
|----------|--------------------|----|-----|----|----|
| 9/2/17 | CENTRAL ARKANSAS* | 1 | 70 | 1 | 70 |
| 9/9/17 | CHARLOTTE | 4 | 61 | 0 | 29 |
| 9/30/17 | BAYLOR | 1 | 10 | 0 | 10 |
| 10/7/17 | at Texas | 5 | 128 | 2 | 82 |
| 10/14/17 | TCU* | 2 | 17 | 0 | 13 |
| 10/21/17 | OKLAHOMA | 1 | 39 | 0 | 39 |
| 10/28/17 | at Kansas | 1 | 12 | 0 | 12 |
| 11/4/17 | at Texas Tech | 5 | 103 | 0 | 54 |
| 11/11/17 | WEST VIRGINIA* | 3 | 30 | 0 | 12 |
| 9/1/18 | SOUTH DAKOTA* | 3 | 54 | 0 | 27 |
| 9/8/18 | MISSISSIPPI STATE* | 2 | 34 | 1 | 23 |
| 9/15/18 | UTSA* | 1 | 42 | 1 | 42 |
| 9/22/18 | at West Virginia* | 3 | 64 | 0 | 35 |
| 9/29/18 | TEXAS* | 5 | 67 | 0 | 19 |
| 10/6/18 | at Baylor* | 2 | 30 | 0 | 26 |
| 10/27/18 | at Oklahoma* | 4 | 47 | 0 | 22 |
| 11/3/18 | at TCU* | 4 | 42 | 0 | 21 |
| 11/10/18 | KANSAS* | 3 | 48 | 0 | 28 |
| 11/17/18 | TEXAS TECH* | 3 | 38 | 0 | 17 |
| 11/24/18 | at Iowa State* | 2 | 54 | 0 | 42 |
| 8/31/19 | NICHOLLS* | 3 | 65 | 1 | 38 |
| 9/7/19 | BOWLING GREEN* | 1 | 12 | 0 | 12 |

* denotes game started; **Bold Italics** denotes career high

SCHOEN'S CAREER RECEIVING STATS

| Year | G/S | No | Yds | Avg | TD | Lg |
|--------------|--------------|-----------|--------------|-------------|----------|-----------|
| 2017 | 10/3 | 23 | 470 | 20.4 | 3 | 82 |
| 2018 | 11/11 | 32 | 520 | 16.2 | 2 | 42 |
| 2019 | 2/2 | 4 | 77 | 19.2 | 1 | 38 |
| TOTAL | 24/16 | 59 | 1,067 | 18.1 | 6 | 82 |



Nick LENNERS


TE • 6-5 • 252 • So.-2L

Lincoln, Neb.
(Lincoln Southwest)

- Started the 2018 season opener but suffered a season-ending injury.
- Received a medical hardship for last season and is classified a sophomore again in 2019.

LENNERS' GAME-BY-GAME RECEIVING

| Date | Opponent | No | Yds | TD | LG |
|---------|----------|----|-----|----|----|
| 8/31/19 | NICHOLLS | 1 | 12 | 0 | 12 |



Phillip BROOKS

WR • 5-7 • 167 • Fr.-RS

Lee's Summit, Mo.
(Lee's Summit West)

- A former walk-on who played in 4 games as a returner in 2018 but preserved his redshirt.

BROOKS' GAME-BY-GAME RECEIVING

| Date | Opponent | No | Yds | TD | LG |
|---------|----------|----|-----|----|----|
| 8/31/19 | NICHOLLS | 3 | 18 | 0 | 8 |

BROOKS' GAME-BY-GAME KOR

| Date | Opponent | No | Yds | TD | LG |
|----------|---------------|----|-----|----|----|
| 11/10/18 | KANSAS | 1 | 12 | 0 | 12 |
| 11/17/18 | TEXAS TECH | 2 | 44 | 0 | 33 |
| 8/31/19 | NICHOLLS | 2 | 43 | 0 | 23 |
| 9/7/19 | BOWLING GREEN | 1 | 44 | 0 | 44 |

Bold Italics denotes career high

BROOKS' GAME-BY-GAME PUNT RETURN

| Date | Opponent | No | Yds | TD | LG |
|----------|---------------|----|-----|----|----|
| 11/17/18 | TEXAS TECH | 1 | 6 | 0 | 6 |
| 8/31/19 | NICHOLLS | 1 | 9 | 0 | 9 |
| 9/7/19 | BOWLING GREEN | 2 | 0 | 0 | 0 |

Bold Italics denotes career high

BROOKS' CAREER KOR STATS

| Year | G | No | Yds | Avg | TD | Lg |
|--------------|----------|----------|------------|-------------|----------|-----------|
| 2018 | 4 | 3 | 56 | 18.7 | 0 | 33 |
| 2019 | 2 | 3 | 87 | 29.0 | 0 | 44 |
| TOTAL | 6 | 6 | 143 | 23.8 | 0 | 44 |

BROOKS' CAREER PUNT RETURN STATS

| Year | G | No | Yds | Avg | TD | Lg |
|--------------|----------|----------|-----------|------------|----------|----------|
| 2018 | 4 | 1 | 6 | 6.0 | 0 | 6 |
| 2019 | 2 | 3 | 9 | 3.0 | 0 | 9 |
| TOTAL | 6 | 4 | 15 | 3.8 | 0 | 9 |



Blaise GAMMON

TE • 6-7 • 250 • Sr.-3L

Overland Park, Kan.
(Blue Valley West)

- Has played in all 40 career games but started each of the final 11 games of 2018.
- Had 8 catches last season, the most by a Wildcat TE since 2014.

GAMMON'S GAME-BY-GAME RECEIVING

| Date | Opponent | No | Yds | TD | LG |
|----------|-------------------|----|-----|----|----|
| 9/15/18 | UTSA* | 1 | 14 | 0 | 14 |
| 9/22/18 | at West Virginia* | 1 | 9 | 0 | 9 |
| 10/13/18 | OKLAHOMA STATE* | 1 | 12 | 0 | 12 |
| 11/3/18 | at TCU* | 1 | 3 | 0 | 3 |
| 11/17/18 | TEXAS TECH* | 2 | 24 | 0 | 15 |
| 11/24/18 | at Iowa State* | 2 | 7 | 0 | 5 |

* denotes game started; *Bold Italics* denotes career high

GAMMON'S CAREER RECEIVING STATS

| Year | G/S | No | Yds | Avg | TD | Lg |
|--------------|--------------|----------|-----------|------------|----------|-----------|
| 2018 | 12/11 | 8 | 69 | 8.6 | 0 | 15 |
| TOTAL | 40/15 | 8 | 69 | 8.6 | 0 | 15 |



Jordan MITTIE

DT • 6-3 • 284 • Sr.-1L

Aledo, Texas
(Texas State Univ.)

- A tough, physical player who made an impact as a junior graduate transfer in 2018.
- Started 7 games last year in addition to the the first 2 games this year.
- Father, **Jeff**, has been the K-State women's basketball coach since the 2014-15 season.

MITTIE'S GAME-BY-GAME STATS

| Date | Opponent | UA-AT-TT | TFL | SACK | INT | PD | F/R |
|----------|----------------------|----------|-------|-------|-----|----|-----|
| 9/3/16 | at Ohio* | 1-0-1 | 0.0-0 | 0.0-0 | 0 | 0 | 1/0 |
| 9/17/16 | at Arkansas* | 0-2-2 | 0.0-0 | 0.0-0 | 0 | 0 | 0/0 |
| 9/24/16 | HOUSTON* | 3-1-4 | 0.0-0 | 0.0-0 | 0 | 0 | 0/0 |
| 10/8/16 | at Georgia State* | 0-0-0 | 0.0-0 | 0.0-0 | 0 | 1 | 0/0 |
| 10/15/16 | at ULM* | 2-7-9 | 2.5-6 | 0.5-2 | 0 | 0 | 0/0 |
| 10/22/16 | LOUISIANA* | 3-0-3 | 0.0-0 | 0.0-0 | 0 | 0 | 0/0 |
| 11/5/16 | at Appalachian St.* | 2-1-3 | 0.0-0 | 0.0-0 | 0 | 0 | 0/0 |
| 11/12/16 | IDAHO* | 2-1-3 | 0.0-0 | 0.0-0 | 0 | 0 | 0/0 |
| 11/19/16 | at New Mexico St.* | 1-4-5 | 0.0-0 | 0.0-0 | 0 | 0 | 0/0 |
| 11/26/16 | TROY* | 0-1-1 | 0.0-0 | 0.0-0 | 0 | 0 | 0/0 |
| 9/2/17 | HOUSTON BAPTIST* | 3-2-5 | 1.0-3 | 1.0-3 | 0 | 1 | 0/0 |
| 9/9/17 | at Colorado* | 2-1-3 | 0.0-0 | 0.0-0 | 0 | 0 | 0/0 |
| 9/16/17 | APPALACHIAN ST.* | 1-2-3 | 0.0-0 | 0.0-0 | 0 | 0 | 0/0 |
| 9/23/17 | UTSA* | 4-1-2 | 1.0-2 | 1.0-3 | 0 | 0 | 0/0 |
| 9/30/17 | at Wyoming* | 1-3-4 | 0.5-1 | 0.0-0 | 0 | 0 | 0/0 |
| 10/7/17 | ULM* | 5-2-7 | 0.0-0 | 0.0-0 | 0 | 0 | 0/0 |
| 10/12/17 | at Louisiana* | 3-0-3 | 1.0-7 | 1.0-3 | 0 | 1 | 0/0 |
| 10/28/17 | at Coastal Carolina* | 1-3-4 | 0.0-0 | 0.0-0 | 0 | 0 | 0/0 |
| 11/4/17 | NEW MEXICO ST.* | 1-2-3 | 0.0-0 | 0.0-0 | 0 | 0 | 0/0 |
| 11/11/17 | GEORGIA STATE* | 5-0-5 | 0.0-0 | 0.0-0 | 0 | 0 | 0/0 |
| 11/18/17 | at Arkansas St.* | 3-4-7 | 2.0-5 | 0.5-3 | 0 | 0 | 0/0 |
| 11/24/17 | at Troy* | 1-2-3 | 0.0-0 | 0.0-0 | 0 | 0 | 0/0 |
| 9/1/18 | SOUTH DAKOTA | 1-1-2 | 0.0-0 | 0.0-0 | 0 | 0 | 0/0 |
| 9/15/18 | UTSA* | 1-1-2 | 0.0-0 | 0.0-0 | 0 | 0 | 0/0 |
| 9/22/18 | at West Virginia* | 4-0-4 | 1.0-4 | 1.0-4 | 0 | 0 | 1/0 |
| 9/29/18 | TEXAS* | 2-0-2 | 0.0-0 | 0.0-0 | 0 | 0 | 0/0 |
| 10/6/18 | at Baylor* | 2-0-2 | 0.0-0 | 0.0-0 | 0 | 0 | 0/0 |
| 10/13/18 | OKLAHOMA ST.* | 2-0-2 | 0.0-0 | 0.0-0 | 0 | 0 | 0/0 |
| 10/27/18 | at Oklahoma* | 1-0-1 | 1.0-1 | 0.0-0 | 0 | 0 | 0/0 |
| 11/24/18 | at Iowa State | 2-0-2 | 0.0-0 | 0.0-0 | 0 | 0 | 0/0 |
| 9/7/19 | BOWLING GREEN* | 1-0-1 | 1.0-1 | 0.0-0 | 0 | 0 | 0/0 |

2016-17 Seasons at Texas State

* denotes game started; *Bold Italics* denotes career high

MITTIE'S CAREER STATS

| Year | G/S | UA-AT-TT | TFL | SACK | INT | PD | F/R |
|--------------|--------------|------------------|----------------|---------------|----------|----------|------------|
| 2016 ^ | 12/12 | 14-17-31 | 2.5-6 | 0.5-2 | 0 | 1 | 1/0 |
| 2017 ^ | 12/12 | 30-22-52 | 5.5-18 | 3.5-15 | 0 | 2 | 0/0 |
| 2018 | 12/7 | 15-2-17 | 2.0-5 | 1.0-4 | 0 | 0 | 0/1 |
| 2019 | 2/2 | 1-0-1 | 1.0-1 | 0.0-0 | 0 | 0 | 0/0 |
| TOTAL | 38/33 | 60-41-101 | 11.0-30 | 5.0-21 | 0 | 3 | 1/1 |

^ at Texas State



Joe DAVIES

DT • 6-3 • 285 • Sr.-2L

Carrollton, Texas
(Coffeyville CC)

- A former CC transfer who split starting duties last season.
- Rated the 3rd-best interior defender in the Big 12 in 2018 with a 77.4 grade by Pro Football Focus.

DAVIES' GAME-BY-GAME STATS

| Date | Opponent | UA-AT-TT | TFL | SACK | INT | PD | F/R |
|----------|------------------|----------|-------|-------|-----|----|-----|
| 9/2/17 | C. ARKANSAS | 1-0-1 | 0.0-0 | 0.0-0 | 0 | 0 | 0/0 |
| 9/9/17 | CHARLOTTE | 1-1-2 | 0.5-1 | 0.0-0 | 0 | 0 | 0/0 |
| 11/4/17 | at Texas Tech | 1-0-1 | 0.0-0 | 0.0-0 | 0 | 0 | 0/0 |
| 11/11/17 | WEST VIRGINIA | 0-0-0 | 0.0-0 | 0.0-0 | 0 | 0 | 0/1 |
| 11/18/17 | at Oklahoma St. | 0-1-1 | 0.0-0 | 0.0-0 | 0 | 0 | 0/0 |
| 11/25/17 | IOWA STATE | 1-0-1 | 1.0-6 | 1.0-6 | 0 | 0 | 0/0 |
| 9/1/18 | SOUTH DAKOTA* | 1-0-1 | 1.0-1 | 0.0-0 | 0 | 0 | 0/0 |
| 9/15/18 | UTSA | 1-0-1 | 0.0-0 | 0.0-0 | 0 | 0 | 1/0 |
| 9/22/18 | at West Virginia | 1-0-1 | 0.0-0 | 0.0-0 | 0 | 0 | 0/0 |
| 11/3/18 | at TCU* | 1-0-1 | 0.0-0 | 0.0-0 | 0 | 0 | 0/0 |
| 11/10/18 | KANSAS* | 3-1-4 | 0.0-0 | 0.0-0 | 0 | 0 | 0/0 |
| 11/24/18 | at Iowa State* | 2-1-3 | 0.0-0 | 0.0-0 | 0 | 0 | 0/0 |

* denotes game started; *Bold Italics* denotes career high

DAVIES' CAREER STATS

| Year | G/S | UA-AT-TT | TFL | SACK | INT | PD | F/R |
|--------------|-------------|----------------|--------------|--------------|----------|----------|------------|
| 2017 | 12/0 | 4-2-6 | 1.5-7 | 1.0-6 | 0 | 0 | 0/1 |
| 2018 | 12/5 | 9-2-11 | 1.0-1 | 0.0-0 | 0 | 0 | 1/0 |
| TOTAL | 26/5 | 13-4-17 | 2.5-8 | 1.0-6 | 0 | 0 | 1/1 |



Trey DISHON

DT • 6-2 • 311 • Sr.-3L

Horton, Kan.
(Horton)

- Has started all 39 career games played, including 37-straight to rank 13th nationally and 2nd among DT.
- Totaled 29 QB pressures last year according to Pro Football Focus to rank first among returning Big 12 interior defenders.

DISHON'S GAME-BY-GAME STATS

| Date | Opponent | UA-AT-TT | TFL | SACK | INT | PD | F/R |
|----------|-------------------|----------|-------|-------|-----|----|-----|
| 9/2/16 | at Stanford* | 1-0-1 | 0.0-0 | 0.0-0 | 0 | 0 | 0/0 |
| 9/17/16 | FAU* | 0-1-1 | 0.0-0 | 0.0-0 | 0 | 0 | 0/0 |
| 10/1/16 | at West Virginia* | 1-0-1 | 0.0-0 | 0.0-0 | 0 | 0 | 0/0 |
| 10/15/16 | at Oklahoma* | 0-3-3 | 0.5-1 | 0.0-0 | 0 | 0 | 0/0 |
| 10/22/16 | TEXAS* | 1-0-1 | 0.0-0 | 0.0-0 | 0 | 1 | 0/0 |
| 10/29/16 | at Iowa State* | 0-2-2 | 0.0-0 | 0.0-0 | 0 | 0 | 0/0 |
| 11/5/16 | OKLAHOMA ST.* | 1-0-1 | 0.0-0 | 0.0-0 | 0 | 0 | 0/0 |
| 11/19/16 | at Baylor* | 1-1-2 | 1.5-5 | 1.0-3 | 0 | 0 | 0/0 |
| 11/26/16 | KANSAS* | 3-0-3 | 2.0-7 | 2.0-7 | 0 | 0 | 1/0 |
| 12/3/16 | at TCU* | 1-0-1 | 0.0-0 | 0.0-0 | 0 | 0 | 0/0 |
| 12/28/16 | vs. Texas A&M* | 0-2-2 | 0.0-0 | 0.0-0 | 0 | 0 | 0/0 |
| 9/2/17 | C. ARKANSAS* | 2-1-3 | 1.0-3 | 0.0-0 | 0 | 0 | 0/0 |
| 9/16/17 | at Vanderbilt* | 1-1-2 | 0.0-0 | 0.0-0 | 0 | 1 | 0/0 |
| 10/7/17 | at Texas* | 2-0-2 | 1.0-2 | 0.0-0 | 0 | 0 | 0/0 |
| 10/14/17 | TCU* | 2-2-4 | 0.0-0 | 0.0-0 | 0 | 0 | 0/0 |
| 10/21/17 | OKLAHOMA* | 1-0-1 | 0.0-0 | 0.0-0 | 0 | 0 | 0/0 |
| 10/28/17 | at Kansas* | 2-0-2 | 0.0-0 | 0.0-0 | 0 | 0 | 0/0 |
| 11/4/17 | at Texas Tech* | 1-0-1 | 0.0-0 | 0.0-0 | 0 | 0 | 0/0 |
| 11/11/17 | WEST VIRGINIA* | 2-0-2 | 0.0-0 | 0.0-0 | 0 | 1 | 0/0 |
| 11/18/17 | at Oklahoma St.* | 2-0-2 | 2.0-6 | 1.0-5 | 0 | 0 | 0/0 |
| 11/25/17 | IOWA STATE* | 1-1-2 | 0.0-0 | 0.0-0 | 0 | 0 | 0/0 |
| 12/2/17 | vs. UCLA* | 0-0-0 | 0.0-0 | 0.0-0 | 0 | 1 | 0/0 |
| 9/1/18 | SOUTH DAKOTA* | 1-1-2 | 0.0-0 | 0.0-0 | 0 | 1 | 0/0 |
| 9/8/18 | MISSISSIPPI ST.* | 1-0-1 | 0.0-0 | 0.0-0 | 0 | 0 | 0/0 |
| 9/15/18 | UTSA* | 3-1-4 | 0.0-0 | 0.0-0 | 0 | 0 | 0/0 |
| 9/29/18 | TEXAS* | 2-1-3 | 0.0-0 | 0.0-0 | 0 | 0 | 0/0 |
| 10/6/18 | at Baylor* | 1-1-2 | 1.0-8 | 1.0-8 | 0 | 0 | 0/0 |
| 10/27/18 | at Oklahoma* | 2-2-4 | 0.0-0 | 0.0-0 | 0 | 0 | 0/0 |
| 11/3/18 | at TCU* | 3-1-4 | 0.0-0 | 0.0-0 | 0 | 0 | 0/0 |
| 11/10/18 | KANSAS* | 2-0-2 | 0.0-0 | 0.0-0 | 0 | 0 | 0/0 |
| 11/17/18 | TEXAS TECH* | 1-1-2 | 1.0-2 | 0.0-0 | 0 | 0 | 0/0 |
| 11/24/18 | at Iowa State* | 1-1-2 | 0.0-0 | 0.0-0 | 0 | 0 | 0/0 |
| 8/31/19 | NICHOLLS* | 1-0-1 | 0.0-0 | 0.0-0 | 0 | 0 | 0/0 |

* denotes game started; *Bold Italics* denotes career high

DISHON'S CAREER STATS

| Year | G/S | UA-AT-TT | TFL | SACK | INT | PD | F/R |
|--------------|--------------|-----------------|----------------|---------------|----------|----------|------------|
| 2016 | 12/12 | 9-9-18 | 4.0-13 | 3.0-10 | 0 | 1 | 1/0 |
| 2017 | 13/13 | 16-5-21 | 4.0-11 | 1.0-5 | 0 | 3 | 0/0 |
| 2018 | 12/12 | 17-9-26 | 2.0-10 | 1.0-8 | 0 | 1 | 0/0 |
| 2019 | 2/2 | 1-0-1 | 0.0-0 | 0.0-0 | 0 | 0 | 0/0 |
| TOTAL | 39/39 | 43-23-66 | 10.0-34 | 5.0-23 | 0 | 5 | 1/0 |

▼ 2019 SCHEDULE AND RESULTS (OVERALL: 2-0 | HOME: 2-0 | ROAD: 0-0 | BIG 12: 0-0)

| DATE | (CFP/AP/C) OPPONENT | RESULT | SCORE | TV | ATTEND | TOP PASSER | TOP RUSHER | TOP RECEIVER | TOP TACKLER |
|----------|---------------------------|--------|-------|--------|--------|----------------------------------|-----------------------|---------------------|------------------------|
| Aug. 31 | Nicholls | W | 49-14 | ESPN + | 51,189 | S. Thompson (16-22-0, 212, TD) | J. Gilbert (18-115-1) | D. Schoen (3-65-1) | D. Patton (5) |
| Sept. 7 | Bowling Green | W | 52-0 | FSN | 46,075 | S. Thompson (10-13-0, 151, 2 TD) | J. Gilbert (8-103-2) | M. Knowles (5-99-2) | D. Green/E. Gallon (4) |
| Sept. 14 | at n/23 Mississippi State | | | ESPN | | | | | |
| Sept. 28 | at n/iv Oklahoma State* | | | | | | | | |
| Oct. 5 | Baylor* | | | | | | | | |
| Oct. 19 | n/iv TCU* | | | | | | | | |
| Oct. 26 | 5/4 Oklahoma* | | | | | | | | |
| Nov. 2 | at 12/13 Texas* | | | | | | | | |
| Nov. 9 | at Kansas* | | | | | | | | |
| Nov. 16 | West Virginia* | | | | | | | | |
| Nov. 23 | at Texas Tech* | | | | | | | | |
| Nov. 24 | n/iv Iowa State* | | | | | | | | |

* Big 12 Conference Game

TEAM STATISTICS

| | KANSAS STATE | OPPONENTS | | | |
|-------------------------|--------------|------------|-----|-----|-------|
| SCORING | 101 | 14 | | | |
| Points Per Game | 50.5 | 7.0 | | | |
| Points Off Turnovers | 14 | 0 | | | |
| FIRST DOWNS | 58 | 16 | | | |
| Rushing | 32 | 7 | | | |
| Passing | 23 | 9 | | | |
| Penalty | 3 | 0 | | | |
| RUSHING YARDAGE | 694 | 211 | | | |
| Yards gained rushing | 716 | 235 | | | |
| Yards lost rushing | 22 | 24 | | | |
| Rushing Attempts | 116 | 43 | | | |
| Average Per Rush | 6.0 | 4.9 | | | |
| Average Per Game | 347.0 | 105.5 | | | |
| TDs Rushing | 10 | 2 | | | |
| PASSING YARDAGE | 400 | 205 | | | |
| Comp-Att-Int | 30-41-0 | 21-42-1 | | | |
| Average Per Pass | 9.8 | 4.9 | | | |
| Average Per Catch | 13.3 | 9.8 | | | |
| Average Per Game | 200.0 | 102.5 | | | |
| TDs Passing | 3 | 0 | | | |
| TOTAL OFFENSE | 1094 | 416 | | | |
| Total Plays | 157 | 85 | | | |
| Average Per Play | 7.0 | 4.9 | | | |
| Average Per Game | 547.0 | 208.0 | | | |
| KICK RETURNS: #-Yards | 4-114 | 7-111 | | | |
| PUNT RETURNS: #-Yards | 4-17 | 0-0 | | | |
| INT RETURNS: #-Yards | 1-20 | 0-0 | | | |
| KICK RETURN AVERAGE | 28.5 | 15.9 | | | |
| PUNT RETURN AVERAGE | 4.2 | 0.0 | | | |
| INT RETURN AVERAGE | 20.0 | 0.0 | | | |
| FUMBLES-LOST | 2-1 | 2-2 | | | |
| PENALTIES-Yards | 6-55 | 8-69 | | | |
| Average Per Game | 27.5 | 34.5 | | | |
| PUNTS-Yards | 3-112 | 13-573 | | | |
| Average Per Punt | 37.3 | 44.1 | | | |
| Net punt average | 30.7 | 41.2 | | | |
| KICKOFFS-Yards | 16-920 | 4-244 | | | |
| Average Per Kick | 57.5 | 61.0 | | | |
| Net kick average | 42.8 | 32.5 | | | |
| TIME OF POSSESSION/Game | 42:01 | 18:00 | | | |
| 3RD-DOWN Conversions | 19/28 | 1/17 | | | |
| 3rd-Down Pct | 68% | 6% | | | |
| 4TH-DOWN Conversions | 2/3 | 0/3 | | | |
| 4th-Down Pct | 67% | 0% | | | |
| SACKS BY-Yards | 1-11 | 2-9 | | | |
| MISC YARDS | 0 | 0 | | | |
| TOUCHDOWNS SCORED | 14 | 2 | | | |
| FIELD GOALS-ATTEMPTS | 1-2 | 0-0 | | | |
| ON-SIDE KICKS | 1-1 | 0-0 | | | |
| RED-ZONE SCORES | (11-12) 92% | (1-1) 100% | | | |
| RED-ZONE TOUCHDOWNS | (10-12) 83% | (1-1) 100% | | | |
| PAT-ATTEMPTS | (14-14) 100% | (2-2) 100% | | | |
| ATTENDANCE | 97264 | 0 | | | |
| Games/Avg Per Game | 2/48632 | 0/0 | | | |
| Neutral Site Games | | 0/0 | | | |
| SCORE BY QUARTERS | 1ST | 2ND | 3RD | 4TH | TOTAL |
| Kansas State | 31 | 35 | 7 | 28 | 101 |
| Opponents | 0 | 0 | 7 | 7 | 14 |

RUSHING

| PLAYER | GP-GS | ATT. | GAIN | LOSS | NET | AVG. | TD | LONG | YPG |
|-----------------|-------|------|------|------|-----|------|----|------|-------|
| Gilbert, James | 2 | 26 | 218 | 0 | 218 | 8.4 | 3 | 51 | 109.0 |
| Brown, Jordan | 2 | 15 | 113 | 0 | 113 | 7.5 | 2 | 50 | 56.5 |
| Trotter, Harry | 2 | 19 | 76 | 4 | 72 | 3.8 | 2 | 15 | 36.0 |
| Burns, Tyler | 2 | 11 | 64 | 0 | 64 | 5.8 | 1 | 19 | 32.0 |
| Holcombe II, J. | 2 | 11 | 73 | 11 | 62 | 5.6 | 0 | 21 | 31.0 |
| Wright, J. | 1 | 14 | 59 | 0 | 59 | 4.2 | 0 | 17 | 59.0 |
| Thompson, S. | 2 | 6 | 58 | 2 | 56 | 9.3 | 1 | 17 | 28.0 |
| Ervin, Joe | 1 | 8 | 28 | 0 | 28 | 3.5 | 1 | 6 | 28.0 |
| Knowles, Malik | 2 | 1 | 12 | 0 | 12 | 12.0 | 0 | 12 | 6.0 |
| Brooks, Phillip | 2 | 1 | 8 | 0 | 8 | 8.0 | 0 | 8 | 4.0 |
| Wentzel, Dylan | 2 | 1 | 7 | 0 | 7 | 7.0 | 0 | 7 | 3.5 |
| Ast, Nick | 2 | 1 | 0 | 1 | -1 | -1.0 | 0 | 0 | -0.5 |
| TEAM | 1 | 2 | 0 | 4 | -4 | -2.0 | 0 | 0 | -4.0 |
| Total..... | 2 | 116 | 716 | 22 | 694 | 6.0 | 10 | 51 | 347.0 |
| Opponents..... | 2 | 43 | 235 | 24 | 211 | 4.9 | 2 | 41 | 105.5 |

PASSING

| PLAYER | GP-GS | EFFIC. | CMP-ATT-INT | PCT. | YARDS | TD | LG | AVG/G |
|-----------------|-------|--------|-------------|-------|-------|----|----|-------|
| Thompson, S. | 2 | 189.69 | 26-35-0 | 74.3 | 363 | 3 | 38 | 181.5 |
| Ast, Nick | 2 | 178.40 | 3-3-0 | 100.0 | 28 | 0 | 12 | 14.0 |
| Holcombe II, J. | 2 | 58.53 | 1-3-0 | 33.3 | 9 | 0 | 9 | 4.5 |
| Total..... | 2 | 179.27 | 30-41-0 | 73.2 | 400 | 3 | 38 | 200.0 |
| Opponents..... | 2 | 86.24 | 21-42-1 | 50.0 | 205 | 0 | 34 | 102.5 |

RECEIVING

| PLAYER | GP-GS | NO | YDS | AVG | TD | LONG | AVG/G |
|-----------------|-------|----|-----|------|----|------|-------|
| Knowles, Malik | 2 | 8 | 125 | 15.6 | 2 | 34 | 62.5 |
| Taylor, C. | 2 | 5 | 55 | 11.0 | 0 | 34 | 27.5 |
| Schoen, Dalton | 2 | 4 | 77 | 19.2 | 1 | 38 | 38.5 |
| Brown, Jordan | 2 | 3 | 38 | 12.7 | 0 | 22 | 19.0 |
| Brooks, Phillip | 2 | 3 | 18 | 6.0 | 0 | 8 | 9.0 |
| Weber, Landry | 2 | 2 | 20 | 10.0 | 0 | 13 | 10.0 |
| Gill, Wykeen | 2 | 1 | 22 | 22.0 | 0 | 22 | 11.0 |
| Youngblood, J. | 2 | 1 | 12 | 12.0 | 0 | 12 | 6.0 |
| Lenners, Nick | 2 | 1 | 12 | 12.0 | 0 | 12 | 6.0 |
| Porter, Seth | 2 | 1 | 12 | 12.0 | 0 | 12 | 6.0 |
| Dineen, Jax | 2 | 1 | 9 | 9.0 | 0 | 9 | 4.5 |
| Total..... | 2 | 30 | 400 | 13.3 | 3 | 38 | 200.0 |
| Opponents..... | 2 | 21 | 205 | 9.8 | 0 | 34 | 102.5 |

TOTAL OFFENSE

| PLAYER | GP | PLAYS | RUSH | PASS | TOTAL | AVG/G |
|-----------------|----|-------|------|------|-------|-------|
| Thompson, S. | 2 | 41 | 56 | 363 | 419 | 209.5 |
| Gilbert, James | 2 | 26 | 218 | 0 | 218 | 109.0 |
| Brown, Jordan | 2 | 15 | 113 | 0 | 113 | 56.5 |
| Trotter, Harry | 2 | 19 | 72 | 0 | 72 | 36.0 |
| Holcombe II, J. | 2 | 14 | 62 | 9 | 71 | 35.5 |
| Burns, Tyler | 2 | 11 | 64 | 0 | 64 | 32.0 |
| Wright, J. | 1 | 14 | 59 | 0 | 59 | 59.0 |
| Ervin, Joe | 1 | 8 | 28 | 0 | 28 | 28.0 |
| Ast, Nick | 2 | 4 | -1 | 28 | 27 | 13.5 |
| Knowles, Malik | 2 | 1 | 12 | 0 | 12 | 6.0 |
| Brooks, Phillip | 2 | 1 | 8 | 0 | 8 | 4.0 |
| Wentzel, Dylan | 2 | 1 | 7 | 0 | 7 | 3.5 |
| TEAM | 1 | 2 | -4 | 0 | -4 | -4.0 |
| Total..... | 2 | 157 | 694 | 400 | 1094 | 547.0 |
| Opponents..... | 2 | 85 | 211 | 205 | 416 | 208.0 |

SCORING

| PLAYER | TD | PATs | | | | | | SAF | PTS |
|----------------|----|------|-------|------|-----|------|-----|-----|-----|
| | | FGS | KICK | RUSH | RCV | PASS | DXP | | |
| Gilbert, James | 3 | 0-0 | 0-0 | 0-0 | 0 | 0-0 | 0 | 0 | 18 |
| Lynch, Blake | 0 | 1-2 | 14-14 | 0-0 | 0 | 0-0 | 0 | 0 | 17 |
| Trotter, Harry | 2 | 0-0 | 0-0 | 0-0 | 0 | 0-0 | 0 | 0 | 12 |
| Knowles, Malik | 2 | 0-0 | 0-0 | 0-0 | 0 | 0-0 | 0 | 0 | 12 |
| Brown, Jordon | 2 | 0-0 | 0-0 | 0-0 | 0 | 0-0 | 0 | 0 | 12 |
| Burns, Tyler | 1 | 0-0 | 0-0 | 0-0 | 0 | 0-0 | 0 | 0 | 6 |
| Schoen, Dalton | 1 | 0-0 | 0-0 | 0-0 | 0 | 0-0 | 0 | 0 | 6 |
| Thompson, S. | 1 | 0-0 | 0-0 | 0-0 | 0 | 0-0 | 0 | 0 | 6 |
| Ervin, Joe | 1 | 0-0 | 0-0 | 0-0 | 0 | 0-0 | 0 | 0 | 6 |
| Alexander, J. | 1 | 0-0 | 0-0 | 0-0 | 0 | 0-0 | 0 | 0 | 6 |
| Total..... | 14 | 1-2 | 14-14 | 0-0 | 0 | 0-0 | 0 | 0 | 101 |
| Opponents..... | 2 | 0-0 | 2-2 | 0-0 | 0 | 0-0 | 0 | 0 | 14 |

PUNT RETURNS

| PLAYER | NO | YDS | AVG | TD | LONG |
|-----------------|----|-----|-----|----|------|
| Brooks, Phillip | 3 | 9 | 3.0 | 0 | 52 |
| Porter, Seth | 1 | 8 | 8.0 | 0 | 8 |
| Total..... | 4 | 17 | 4.2 | 0 | 52 |
| Opponents..... | 0 | 0 | 0.0 | 0 | 0 |

KICKOFF RETURNS

| PLAYER | NO | YDS | AVG | TD | LONG |
|-----------------|----|-----|------|----|------|
| Brooks, Phillip | 3 | 87 | 29.0 | 0 | 44 |
| Knowles, Malik | 1 | 27 | 27.0 | 0 | 27 |
| Total..... | 4 | 114 | 28.5 | 0 | 44 |
| Opponents..... | 7 | 111 | 15.9 | 0 | 26 |

INTERCEPTIONS

| PLAYER | NO | YDS | AVG | TD | LONG |
|----------------|----|-----|------|----|------|
| Parker, AJ | 1 | 20 | 20.0 | 0 | 20 |
| Total..... | 1 | 20 | 20.0 | 0 | 20 |
| Opponents..... | 0 | 0 | 0.0 | 0 | 0 |

FUMBLE RETURNS

| PLAYER | NO | YDS | AVG | TD | LONG |
|----------------|----|-----|------|----|------|
| Alexander, J. | 1 | 25 | 25.0 | 1 | 25 |
| Duke, Khalid | 1 | 5 | 5.0 | 0 | 5 |
| Total..... | 2 | 30 | 15.0 | 1 | 25 |
| Opponents..... | 0 | 0 | 0.0 | 0 | 0 |

ALL-PURPOSE YARDAGE

| PLAYER | G | RUSH | REC | PR | KOR | IR | TOT | AVG/G |
|-----------------|---|------|-----|----|-----|----|------|-------|
| Gilbert, James | 2 | 218 | 0 | 0 | 0 | 0 | 218 | 109.0 |
| Knowles, Malik | 2 | 12 | 125 | 0 | 27 | 0 | 164 | 82.0 |
| Brown, Jordon | 2 | 113 | 38 | 0 | 0 | 0 | 151 | 75.5 |
| Brooks, Phillip | 2 | 8 | 18 | 9 | 87 | 0 | 122 | 61.0 |
| Schoen, Dalton | 2 | 0 | 77 | 0 | 0 | 0 | 77 | 38.5 |
| Trotter, Harry | 2 | 72 | 0 | 0 | 0 | 0 | 72 | 36.0 |
| Burns, Tyler | 2 | 64 | 0 | 0 | 0 | 0 | 64 | 32.0 |
| Holcombe II, J. | 2 | 62 | 0 | 0 | 0 | 0 | 62 | 31.0 |
| Wright, J. | 1 | 59 | 0 | 0 | 0 | 0 | 59 | 59.0 |
| Thompson, S. | 2 | 56 | 0 | 0 | 0 | 0 | 56 | 28.0 |
| Taylor, C. | 2 | 0 | 55 | 0 | 0 | 0 | 55 | 27.5 |
| Ervin, Joe | 1 | 28 | 0 | 0 | 0 | 0 | 28 | 28.0 |
| Gill, Wykeen | 2 | 0 | 22 | 0 | 0 | 0 | 22 | 11.0 |
| Weber, Landry | 2 | 0 | 20 | 0 | 0 | 0 | 20 | 10.0 |
| Parker, AJ | 2 | 0 | 0 | 0 | 0 | 20 | 20 | 10.0 |
| Porter, Seth | 2 | 0 | 12 | 8 | 0 | 0 | 20 | 10.0 |
| Lenners, Nick | 2 | 0 | 12 | 0 | 0 | 0 | 12 | 6.0 |
| Youngblood, J. | 2 | 0 | 12 | 0 | 0 | 0 | 12 | 6.0 |
| Dineen, Jax | 2 | 0 | 9 | 0 | 0 | 0 | 9 | 4.5 |
| Wentzel, Dylan | 2 | 7 | 0 | 0 | 0 | 0 | 7 | 3.5 |
| Ast, Nick | 2 | -1 | 0 | 0 | 0 | 0 | -1 | -0.5 |
| TEAM | 1 | -4 | 0 | 0 | 0 | 0 | -4 | -4.0 |
| Total..... | 2 | 694 | 400 | 17 | 114 | 20 | 1245 | 622.5 |
| Opponents..... | 2 | 211 | 205 | 0 | 111 | 0 | 527 | 263.5 |

PUNTING

| PLAYER | NO | YDS | AVG | LONG | TB | FC | I20 | 50+ | BLKD |
|----------------|----|-----|------|------|----|----|-----|-----|------|
| Anctil, Devin | 3 | 112 | 37.3 | 51 | 1 | 0 | 0 | 1 | 0 |
| Total..... | 3 | 112 | 37.3 | 51 | 1 | 0 | 0 | 1 | 0 |
| Opponents..... | 13 | 573 | 44.1 | 72 | 1 | 3 | 4 | 3 | 0 |

FIELD GOAL SEQUENCE

| GAME | KANSAS STATE | OPPONENTS |
|---------------|--------------|-----------|
| Nicholls | 37 | - |
| Bowling Green | (24) | - |
| () - Made | | |

KICKOFFS

| PLAYER | NO | YDS | AVG | TB | OB | RETN | NET | YDLN |
|----------------|----|-----|------|----|----|------|------|------|
| Anctil, Devin | 6 | 344 | 57.3 | 1 | 1 | | | |
| Lynch, Blake | 5 | 281 | 56.2 | 1 | 0 | | | |
| Zentner, Ty | 4 | 235 | 58.8 | 3 | 0 | | | |
| McLellan, Nick | 1 | 60 | 60.0 | 0 | 1 | | | |
| Total..... | 16 | 920 | 57.5 | 5 | 2 | 111 | 42.8 | 22 |
| Opponents..... | 4 | 244 | 61.0 | 0 | 0 | 114 | 32.5 | 32 |

▼ GAME-BY-GAME PASSING

| SKYLAR THOMPSON | Comp | Att | Int | Pct | Yards | TD | Long | Sack | Yds | Effic. |
|-------------------|-----------|-----------|----------|-------------|------------|----------|-----------|----------|----------|---------------|
| Nicholls | 16 | 22 | 0 | 72.7 | 212 | 1 | 38 | 0 | 0 | 168.67 |
| Bowling Green | 10 | 13 | 0 | 76.9 | 151 | 2 | 34 | 1 | 2 | 225.26 |
| Mississippi State | | | | | | | | | | |
| Oklahoma State | | | | | | | | | | |
| Baylor | | | | | | | | | | |
| TCU | | | | | | | | | | |
| Oklahoma | | | | | | | | | | |
| Kansas | | | | | | | | | | |
| Texas | | | | | | | | | | |
| West Virginia | | | | | | | | | | |
| Texas Tech | | | | | | | | | | |
| Iowa State | | | | | | | | | | |
| TOTALS | 26 | 35 | 0 | 74.3 | 363 | 3 | 38 | 1 | 2 | 189.69 |



▼ GAME-BY-GAME RUSHING (NO-YDS/TDs)

| PLAYER | NO-YDS/TDs | NICH | BG | MSU | OSU | BU | TCU | OU | KU | UT | WVU | TTU | ISU |
|-------------------|-------------------|-----------------|-----------------|-----|-----|----|-----|----|----|----|-----|-----|-----|
| Gilbert, James | 26-218/3 | 18-115/1 | 8-103/2 | | | | | | | | | | |
| Brown, Jordan | 15-113/2 | 11-49/1 | 4-64/1 | | | | | | | | | | |
| Trotter, Harry | 19-72/2 | 10-50/1 | 9-22/1 | | | | | | | | | | |
| Burns, Tyler | 11-64/1 | 10-64/1 | 1-0/0 | | | | | | | | | | |
| Holcombe II, John | 11-62/0 | 3-39/0 | 8-23/0 | | | | | | | | | | |
| Wright, Jacardia | 14-59/0 | DNP | 14-59/0 | | | | | | | | | | |
| Thompson, Skylar | 6-56/1 | 3-30/1 | 3-26/0 | | | | | | | | | | |
| Ervin, Joe | 8-28/1 | DNP | 8-28/1 | | | | | | | | | | |
| Knowles, Malik | 1-12/0 | — | 1-12/0 | | | | | | | | | | |
| Brooks, Phillip | 1-8/0 | 1-8/0 | — | | | | | | | | | | |
| Wentzel, Dylan | 1-7/0 | 1-7/0 | — | | | | | | | | | | |
| Ast, Nick | 1--1/0 | 1--1/0 | — | | | | | | | | | | |
| TOTALS | 116-694/10 | 58-361/5 | 58-333/5 | | | | | | | | | | |

▼ GAME-BY-GAME RECEIVING (NO-YDS/TDs)

| PLAYER | NO-YDS/TDs | NICH | BG | MSU | OSU | BU | TCU | OU | KU | UT | WVU | TTU | ISU |
|--------------------|-----------------|-----------------|-----------------|-----|-----|----|-----|----|----|----|-----|-----|-----|
| Knowles, Malik | 8-125/2 | 3-26/0 | 5-99/2 | | | | | | | | | | |
| Schoen, Dalton | 4-77/1 | 3-65/1 | 1-12/0 | | | | | | | | | | |
| Taylor, Chabastin | 5-55/0 | 1-34/0 | 4-21/0 | | | | | | | | | | |
| Brown, Jordan | 3-38/0 | 2-28/0 | 1-10/0 | | | | | | | | | | |
| Gill, Wykeen | 1-22/0 | — | 1-22/0 | | | | | | | | | | |
| Weber, Landry | 2-20/0 | 2-20/0 | — | | | | | | | | | | |
| Brooks, Phillip | 3-18/0 | 3-18/0 | — | | | | | | | | | | |
| Porter, Seth | 1-12/0 | — | 1-12/0 | | | | | | | | | | |
| Youngblood, Joshua | 1-12/0 | — | 1-12/0 | | | | | | | | | | |
| Lenner, Nick | 1-12/0 | 1-12/0 | — | | | | | | | | | | |
| Dineen, Jax | 1-9/0 | 1-9/0 | — | | | | | | | | | | |
| TOTALS | 30-400/3 | 16-212/1 | 14-188/2 | | | | | | | | | | |

▼ DEFENSIVE STATISTICS

| PLAYER | GP-GS | TACKLES | | | TFLS NO-YDS | SACKS NO-YDS | PASS DEFENSE | | | FUMBLES | | BLKD KICK | SA |
|-----------------------|------------|------------|-----------|------------|----------------|-----------------|--------------|----------|----------|-------------|----------|--------------|----------|
| | | SOLO | AST | TOTAL | | | INT-YDS | PBU | QBH | RCV-YDS | FF | | |
| Patton, Da'Quan | 2-2 | 7 | . | 7 | . | . | . | . | . | . | . | . | . |
| McPherson, J. | 2-2 | 4 | 1 | 5 | . | . | . | . | . | . | . | . | . |
| Sullivan, E. | 2-2 | 5 | . | 5 | 1.0-1 | . | . | . | . | . | . | . | . |
| Alexander, J. | 2-0 | 3 | 1 | 4 | . | . | . | . | . | 1-25 | 1 | . | . |
| Hubert, Wyatt | 2-2 | 4 | . | 4 | 2.0-5 | . | . | . | . | . | . | . | . |
| Goolsby, Denzel | 2-2 | 4 | . | 4 | 1.0-2 | . | . | . | . | . | . | . | . |
| Robinson, Lance | 2-0 | 4 | . | 4 | . | . | . | . | . | . | . | . | . |
| Green, Daniel | 2-0 | 4 | . | 4 | 1.0-11 | 1.0-11 | . | 2 | . | . | 1 | . | . |
| Gallon II, Eric | 2-0 | 3 | 1 | 4 | . | . | . | . | . | . | . | . | . |
| Patterson, D. | 2-0 | 2 | . | 2 | . | . | . | 1 | . | . | . | . | . |
| Jones, Wayne | 2-2 | 2 | . | 2 | . | . | . | . | . | . | . | . | . |
| Monty, Brock | 2-0 | 2 | . | 2 | . | . | . | . | . | . | . | . | . |
| Neil Jr., W. | 2-2 | 2 | . | 2 | . | . | . | 1 | . | . | . | . | . |
| Huggins, Eli | 2-0 | 2 | . | 2 | 1.0-4 | . | . | . | . | . | . | . | . |
| Parker, AJ | 2-2 | 2 | . | 2 | . | . | 1-20 | 1 | . | . | . | . | . |
| Wiley, Drew | 2-0 | 1 | . | 1 | . | . | . | 1 | . | . | . | . | . |
| Richmeier, B. | 2-0 | 1 | . | 1 | . | . | . | . | . | . | . | . | . |
| Lewis, Tyrone | 1-0 | . | 1 | 1 | . | . | . | . | . | . | . | . | . |
| Trussell, S. | 2-0 | 1 | . | 1 | . | . | . | . | . | . | . | . | . |
| Dishon, Trey | 2-2 | 1 | . | 1 | . | . | . | . | . | . | . | . | . |
| McGee, Kevion | 2-0 | 1 | . | 1 | . | . | . | 1 | . | . | . | . | . |
| Bowles, Daron | 2-0 | 1 | . | 1 | . | . | . | . | . | . | . | . | . |
| Walker, Reggie | 2-2 | 1 | . | 1 | . | . | . | . | . | . | . | . | . |
| Render, D.J. | 1-0 | 1 | . | 1 | . | . | . | . | . | . | . | . | . |
| Durham, J. | 1-0 | 1 | . | 1 | . | . | . | . | . | . | . | . | . |
| Duke, Khalid | 1-0 | 1 | . | 1 | . | . | . | . | . | 1-5 | . | . | . |
| Jones II, Will | 1-0 | 1 | . | 1 | 1.0-3 | . | . | . | . | . | . | . | . |
| Mittie, Jordan | 2-2 | 1 | . | 1 | 1.0-1 | . | . | . | . | . | . | . | . |
| Boye-Doe, Ekow | 2-0 | 1 | . | 1 | . | . | . | . | . | . | . | . | . |
| Massie, Bronson | 2-0 | . | . | . | . | . | . | . | . | . | . | . | . |
| Allen, Nick | 2-0 | . | . | . | . | . | . | 1 | . | . | . | . | . |
| Total..... | 2-0 | 63 | 4 | 67 | 8-27 | 1-11 | 1-20 | 8 | . | 2-30 | 2 | . | . |
| Opponents..... | 2-0 | 125 | 18 | 143 | 6.0-18 | 2-9 | . | 2 | . | 1-0 | . | . | . |

▼ SPECIAL TEAMS TACKLES

| PLAYER | TOTAL | KO | PUNT |
|-----------------|----------|----------|----------|
| Robinson, Lance | 3 | 0 | 3 |
| Gallon II, Eric | 2 | 2 | 0 |
| Render, D.J. | 1 | 1 | 0 |
| Monty, Brock | 1 | 1 | 0 |
| Lewis, Tyrone | 1 | 1 | 0 |
| TOTALS | 8 | 8 | 0 |

▼ GAME-BY-GAME TACKLES

| PLAYER | UT-AT-TT | NICH | BG | MSU | OSU | BU | TCU | OU | KU | UT | WVU | TTU | ISU |
|---------------------|----------|-------|-------|-----|-----|----|-----|----|----|----|-----|-----|-----|
| Patton, Da'Quan | 7-0-7 | 5-0-5 | 2-0-2 | | | | | | | | | | |
| McPherson, Jahron | 4-1-5 | 3-1-4 | 1-0-1 | | | | | | | | | | |
| Sullivan, Elijah | 5-0-5 | 3-0-3 | 2-0-2 | | | | | | | | | | |
| Gallon II, Eric | 3-1-4 | — | 3-1-4 | | | | | | | | | | |
| Green, Daniel | 4-0-4 | — | 4-0-4 | | | | | | | | | | |
| Goosby, Denzel | 4-0-4 | 1-0-1 | 3-0-3 | | | | | | | | | | |
| Robinson, Lance | 4-0-4 | 4-0-4 | — | | | | | | | | | | |
| Hubert, Wyatt | 4-0-4 | 2-0-2 | 2-0-2 | | | | | | | | | | |
| Alexander, Jonathan | 3-1-4 | 2-1-3 | 1-0-1 | | | | | | | | | | |
| Huggins, Eli | 2-0-2 | — | 2-0-2 | | | | | | | | | | |
| Jones, Wayne | 2-0-2 | 2-0-2 | — | | | | | | | | | | |
| Patterson, Darreyl | 2-0-2 | — | 2-0-2 | | | | | | | | | | |
| Parker, AJ | 2-0-2 | 1-0-1 | 1-0-1 | | | | | | | | | | |
| Monty, Brock | 2-0-2 | — | 2-0-2 | | | | | | | | | | |
| Neil Jr., Walter | 2-0-2 | 2-0-2 | — | | | | | | | | | | |
| Bowles, Daron | 1-0-1 | — | 1-0-1 | | | | | | | | | | |
| Boye-Doe, Ekow | 1-0-1 | 1-0-1 | — | | | | | | | | | | |
| Dishon, Trey | 1-0-1 | 1-0-1 | — | | | | | | | | | | |
| Duke, Khalid | 1-0-1 | DNP | 1-0-1 | | | | | | | | | | |
| Durham, Johnathan | 1-0-1 | 1-0-1 | DNP | | | | | | | | | | |
| Jones II, Will | 1-0-1 | DNP | 1-0-1 | | | | | | | | | | |
| Lewis, Tyrone | 0-1-1 | DNP | 0-1-1 | | | | | | | | | | |
| McGee, Kevion | 1-0-1 | 1-0-1 | — | | | | | | | | | | |
| Mittie, Jordan | 1-0-1 | — | 1-0-1 | | | | | | | | | | |
| Render, D.J. | 1-0-1 | DNP | 1-0-1 | | | | | | | | | | |
| Richmeier, Blake | 1-0-1 | — | 1-0-1 | | | | | | | | | | |
| Trussell, Spencer | 1-0-1 | 1-0-1 | — | | | | | | | | | | |
| Walker, Reggie | 1-0-1 | 1-0-1 | — | | | | | | | | | | |
| Wiley, Drew | 1-0-1 | 1-0-1 | — | | | | | | | | | | |

▼ GAME-BY-GAME TACKLES FOR LOSS

| PLAYER | TFL-Yds | NICH | BG | MSU | OSU | BU | TCU | OU | KU | UT | WVU | TTU | ISU |
|------------------|---------------|--------------|---------------|-----|-----|----|-----|----|----|----|-----|-----|-----|
| Hubert, Wyatt | 2.0-5 | 1.0-1 | 1.0-4 | | | | | | | | | | |
| Green, Daniel | 1.0-11 | — | 1.0-11 | | | | | | | | | | |
| Huggins, Eli | 1.0-4 | — | 1.0-4 | | | | | | | | | | |
| Jones II, Will | 1.0-3 | DNP | 1.0-3 | | | | | | | | | | |
| Goosby, Denzel | 1.0-2 | — | 1.0-2 | | | | | | | | | | |
| Mittie, Jordan | 1.0-1 | — | 1.0-1 | | | | | | | | | | |
| Sullivan, Elijah | 1.0-1 | 1.0-1 | — | | | | | | | | | | |
| TOTAL | 8.0-27 | 2.0-2 | 6.0-25 | | | | | | | | | | |

▼ GAME-BY-GAME SACKS

| PLAYER | SACK-Yds | NICH | BGSU | MSU | OSU | BU | TCU | OU | KU | UT | WVU | TTU | ISU |
|---------------|---------------|--------------|---------------|-----|-----|----|-----|----|----|----|-----|-----|-----|
| Green, Daniel | 1.0-11 | — | 1.0-11 | | | | | | | | | | |
| TOTAL | 1.0-11 | 0.0-0 | 1.0-11 | | | | | | | | | | |

▼ GAME-BY-GAME SUMMARIES

| GAME | Final Score | Score By Quarter | | | | First Downs | | | | Rushing | | | Passing | | | Total Offense | | Punting | Fumbles | Penalty | Third Downs | Total ToP |
|-----------------|-------------|------------------|----|---|--------|-------------|----|----|-----|---------|-----|----|---------|-----|----|---------------|-----|---------|---------|---------|-------------|-----------|
| | | 1 | 2 | 3 | 4 (OT) | Ru | Pa | Pn | Tot | Att | Yds | TD | C-A-I | Yds | TD | Att | Yds | No-Avg | No-Lost | No-Yds | | |
| Nicholls | 14 | 0 | 0 | 7 | 7 | 5 | 6 | 0 | 11 | 23 | 150 | 2 | 10-18-1 | 126 | 0 | 41 | 276 | 4-44.2 | 1-1 | 2-19 | 1-6 | 18:51 |
| K-State | 49 | 14 | 14 | 0 | 21 | 21 | 11 | 1 | 33 | 58 | 361 | 5 | 16-22-0 | 212 | 1 | 80 | 573 | 0-0.0 | 0-0 | 2-20 | 10-12 | 41:09 |
| Bowling Green | 0 | 0 | 0 | 0 | 0 | 2 | 3 | 0 | 5 | 20 | 61 | 0 | 11-24-0 | 79 | 0 | 44 | 140 | 9-44.0 | 1-1 | 6-50 | 0-11 | 17:08 |
| K-State | 52 | 17 | 21 | 7 | 7 | 11 | 12 | 2 | 25 | 58 | 333 | 5 | 14-19-0 | 188 | 2 | 77 | 521 | 3-37.3 | 2-1 | 4-35 | 9-16 | 42:52 |
| K-State | | | | | | | | | | | | | | | | | | | | | | |
| Mississippi St. | | | | | | | | | | | | | | | | | | | | | | |
| K-State | | | | | | | | | | | | | | | | | | | | | | |
| Oklahoma State | | | | | | | | | | | | | | | | | | | | | | |
| Baylor | | | | | | | | | | | | | | | | | | | | | | |
| K-State | | | | | | | | | | | | | | | | | | | | | | |
| TCU | | | | | | | | | | | | | | | | | | | | | | |
| K-State | | | | | | | | | | | | | | | | | | | | | | |
| Oklahoma | | | | | | | | | | | | | | | | | | | | | | |
| K-State | | | | | | | | | | | | | | | | | | | | | | |
| K-State | | | | | | | | | | | | | | | | | | | | | | |
| Kansas | | | | | | | | | | | | | | | | | | | | | | |
| K-State | | | | | | | | | | | | | | | | | | | | | | |
| Texas | | | | | | | | | | | | | | | | | | | | | | |
| West Virginia | | | | | | | | | | | | | | | | | | | | | | |
| K-State | | | | | | | | | | | | | | | | | | | | | | |
| K-State | | | | | | | | | | | | | | | | | | | | | | |
| Texas Tech | | | | | | | | | | | | | | | | | | | | | | |
| Iowa State | | | | | | | | | | | | | | | | | | | | | | |
| K-State | | | | | | | | | | | | | | | | | | | | | | |

▼ GAME-BY-GAME STARTERS
OFFENSE

| Opponent | WR | LT | LG | C | RG | RT | TE | QB | FB | RB | WR |
|-------------------|--------|--------|------|---------|----------|-----------|--------|----------|------------|---------|---------|
| Nicholls | Schoen | Frantz | Curl | Holtorf | Mitchell | Kaltmayer | Gammon | Thompson | Weber (wr) | Gilbert | Knowles |
| Bowling Green | Schoen | Frantz | Curl | Holtorf | Mitchell | Kaltmayer | Gammon | Thompson | Gill (wr) | Gilbert | Knowles |
| Mississippi State | | | | | | | | | | | |
| Oklahoma State | | | | | | | | | | | |
| Baylor | | | | | | | | | | | |
| TCU | | | | | | | | | | | |
| Oklahoma | | | | | | | | | | | |
| Kansas | | | | | | | | | | | |
| Texas | | | | | | | | | | | |
| West Virginia | | | | | | | | | | | |
| Texas Tech | | | | | | | | | | | |
| Iowa State | | | | | | | | | | | |

DEFENSE

| OPPONENT | DE | DT | DT | DE | LB | LB | NB | CB | SS | FS | CB |
|-------------------|--------|--------|--------|--------|--------|----------|-----------|--------|-------|---------|------|
| Nicholls | Walker | Dishon | Mittie | Hubert | Patton | Sullivan | McPherson | Parker | Jones | Goolsby | Neil |
| Bowling Green | Walker | Dishon | Mittie | Hubert | Patton | Sullivan | McPherson | Parker | Jones | Goolsby | Neil |
| Mississippi State | | | | | | | | | | | |
| Oklahoma State | | | | | | | | | | | |
| Baylor | | | | | | | | | | | |
| TCU | | | | | | | | | | | |
| Oklahoma | | | | | | | | | | | |
| Kansas | | | | | | | | | | | |
| Texas | | | | | | | | | | | |
| West Virginia | | | | | | | | | | | |
| Texas Tech | | | | | | | | | | | |
| Iowa State | | | | | | | | | | | |

▼ CONSECUTIVE AND TOTAL CAREER STARTS
OFFENSE

| Player, Pos. | Yr. | Consecutive Starts | Total Starts | Starts by Year | | | |
|---------------------|------|--------------------|--------------|----------------|------|------|------|
| | | | | 2019 | 2018 | 2017 | 2016 |
| Scott Frantz, OL | Sr. | 40 | 40 | 2 | 12 | 13 | 13 |
| Adam Holtorf, OL | Sr. | 27 | 27 | 2 | 12 | 13 | 0 |
| Blaise Gammon, TE | Sr. | 13 | 15 | 2 | 11 | 2 | 0 |
| Dalton Schoen, WR | Sr. | 7 | 16 | 2 | 11 | 3 | 0 |
| Skylar Thompson, QB | Jr. | 4 | 16 | 2 | 10 | 4 | — |
| Tyler Mitchell, OL | Sr. | 2 | 32 | 2 | 11 | 13 | 6 |
| Nick Kaltmayer, OL | Sr. | 2 | 3 | 2 | 0 | 1 | — |
| Malik Knowles, WR | RFr. | 2 | 3 | 2 | 1 | — | — |
| Evan Curl, OL | Sr. | 2 | 2 | 2 | 0 | 0 | 0 |
| James Gilbert, RB | Sr. | 2 | 2 | 2 | — | — | — |
| Wykeen Gill, WR | Jr. | 1 | 2 | 1 | 1 | 0 | — |
| Landry Weber, WR | So. | 0 | 1 | 1 | 0 | — | — |
| Josh Rivas, OL | So. | 0 | 2 | 0 | 2 | — | — |
| Adam Harter, FB | Sr. | 0 | 4 | 0 | 4 | — | — |
| Nick Lenners, TE | So. | 0 | 1 | 0 | 1 | 0 | — |

DEFENSE

| Player, Pos. | Yr. | Consecutive Starts | Total Starts | Starts by Year | | | |
|----------------------|------|--------------------|--------------|----------------|------|------|------|
| | | | | 2019 | 2018 | 2017 | 2016 |
| Trey Dishon, DL | Sr. | 37 | 39 | 2 | 12 | 13 | 12 |
| AJ Parker, DB | Jr. | 14 | 18 | 2 | 12 | 4 | — |
| Da'Quan Patton, LB | Sr. | 14 | 14 | 2 | 12 | — | — |
| Reggie Walker, DE | Sr. | 7 | 36 | 2 | 11 | 12 | 11 |
| Wyatt Hubert, DE | So. | 6 | 9 | 2 | 7 | — | — |
| Denzel Goolsby, DB | Sr. | 4 | 22 | 2 | 7 | 13 | 0 |
| Jordan Mittie, DT | Sr. | 2 | 9 | 2 | 7 | — | — |
| Walter Neil, Jr. | Jr. | 2 | 8 | 2 | 6 | 0 | — |
| Elijah Sullivan, LB | Sr. | 2 | 5 | 2 | 1 | 2 | 0 |
| Jahron McPherson, DB | Jr. | 2 | 3 | 2 | 1 | — | — |
| Wayne Jones, DB | RFr. | 2 | 2 | 2 | 0 | — | — |
| Jonathan Durham, DB | Sr. | 0 | 7 | 0 | 6 | 1 | 0 |
| Justin Hughes, LB | Sr. | 0 | 7 | 0 | 7 | 0 | 0 |
| Joe Davies, DT | Sr. | 0 | 5 | 0 | 5 | 0 | — |
| Kyle Ball, DE | Sr. | 0 | 6 | 0 | 6 | 0 | 0 |
| Lance Robinson, DB | RFr. | 0 | 2 | 0 | 2 | — | — |
| Kevin McGee, DB | Sr. | 0 | 1 | 0 | 1 | — | — |
| Bronson Massie, DE | Jr. | 0 | 1 | 0 | 0 | 1 | — |

▼ SCORING DRIVES

KANSAS STATE

| OPPONENT | QTR | TD | FG | PLAYER(S) | PLAY | PL | YDS | TIME |
|---------------|-----|----|----|----------------------------------|-----------------------|----|-----|------|
| Nicholls | 1 | X | | Harry Trotter | 9 yd run | 12 | 72 | 6:15 |
| | 1 | X | | Skylar Thompson | 17 yd run | 5 | 28 | 2:21 |
| | 2 | X | | Jordan Brown | 14 yd run | 10 | 71 | 4:47 |
| | 2 | X | | James Gilbert | 24 yd run | 10 | 73 | 5:20 |
| | 4 | X | | Skylar Thompson to Dalton Schoen | 38 yd pass | 10 | 97 | 5:09 |
| Bowling Green | 4 | X | | Jonathan Alexander | 25 yd fumble recovery | — | — | — |
| | 4 | X | | Tyler Burns | 1 yd run | 10 | 59 | 6:05 |
| | 1 | | X | Blake Lynch | 24 yd field goal | 8 | 50 | 3:14 |
| | 1 | X | | Jordan Brown | 50 yd run | 7 | 84 | 3:56 |
| | 1 | X | | James Gilbert | 17 yd run | 8 | 78 | 3:58 |
| | 2 | X | | Harry Trotter | 1 yd run | 6 | 24 | 3:08 |
| | 2 | X | | James Gilbert | 5 yd run | 6 | 74 | 3:00 |
| | 2 | X | | Skylar Thompson to Malik Knowles | 34 yd pass | 6 | 56 | 3:18 |
| | 3 | X | | Skylar Thompson to Malik Knowles | 20 yd pass | 4 | 38 | 1:58 |
| | 4 | X | | Joe Ervin | 6 yd run | 14 | 68 | 8:22 |

OPPONENTS

| OPPONENT | QTR | TD | FG | PLAYER(S) | PLAY | PL | YDS | TIME |
|----------|-----|----|----|----------------|-----------|----|-----|------|
| Nicholls | 3 | X | | Kendall Bussey | 26 yd run | 5 | 75 | 2:14 |
| | 4 | X | | Julien Gums | 3 yd run | 7 | 75 | 3:40 |

▼ DRIVE SUPERLATIVES

| | KANSAS STATE | OPPONENT |
|-------------------|---------------------------|---|
| Most Plays/Result | 14/TD vs. Bowling Green | 7/TD by Nicholls, Punt by Bowling Green |
| Most Yards/Result | 97/TD vs. Nicholls | 75/TD by Nicholls |
| Most Time/Result | 8:22/TD vs. Bowling Green | 3:40/TD by Nicholls |

▼ AVERAGE STARTING FIELD POSITION

| | Total Drives | Total Yd. Line | Average Field Pos. | Started in Opp. | Total Scores | TD | FG | MFG | Punts | Downs | To | Clock | Total Points |
|-----------|--------------|----------------|--------------------|-----------------|--------------|----|----|-----|-------|-------|----|-------|--------------|
| K-State | 22 | 730 | Own 33 | 3 | 14 | 13 | 1 | 1 | 3 | 1 | 0 | 3 | 94 |
| Opponents | 22 | 587 | Own 27 | 1 | 2 | 2 | 0 | 0 | 13 | 3 | 3 | 1 | 14 |

▼ DRIVE CHART (NO. OF DRIVES/TD/FG)

| Drive Start | 1-9 | 10-19 | 20-29 | 30-39 | 40-49 | 50+ |
|-------------------|----------|----------|----------|----------|----------|----------|
| Result | NO/TD/FG | NO/TD/FG | NO/TD/FG | NO/TD/FG | NO/TD/FG | NO/TD/FG |
| Nicholls | 1/1/0 | 1/0/0 | 4/3/0 | 1/0/0 | 1/1/0 | 1/1/0 |
| Bowling Green | 0/0/0 | 2/1/0 | 4/3/0 | 4/1/0 | 2/1/1 | 2/2/0 |
| Mississippi State | | | | | | |
| Oklahoma State | | | | | | |
| Baylor | | | | | | |
| TCU | | | | | | |
| Oklahoma | | | | | | |
| Kansas | | | | | | |
| Texas | | | | | | |
| West Virginia | | | | | | |
| Texas Tech | | | | | | |
| Iowa State | | | | | | |

▼ 3-AND-OUT

| | Kansas State 3-and-Out/Drives | Opponent 3-and-Out/Drives |
|-------------------|----------------------------------|------------------------------|
| Nicholls | 0/9 | 1/10 |
| Bowling Green | 1/13 | 8/12 |
| Mississippi State | | |
| Oklahoma State | | |
| Baylor | | |
| TCU | | |
| Oklahoma | | |
| Kansas | | |
| Texas | | |
| West Virginia | | |
| Texas Tech | | |
| Iowa State | | |

▼ SCORING DRIVE ANALYSIS

| | KANSAS STATE | | OPPONENTS | |
|------------|--------------|----|-----------|----|
| Yardage | TD | FG | TD | FG |
| No Drive | 1 | 0 | 0 | 0 |
| Minus Yds. | 0 | 0 | 0 | 0 |
| 0-9 | 0 | 0 | 0 | 0 |
| 10-19 | 0 | 0 | 0 | 0 |
| 20-29 | 1 | 0 | 0 | 0 |
| 30-39 | 0 | 0 | 0 | 0 |
| 40-49 | 0 | 0 | 0 | 0 |
| 50-59 | 0 | 0 | 0 | 0 |
| 60-69 | 0 | 0 | 0 | 0 |
| 70-79 | 3 | 0 | 2 | 0 |
| 80-89 | 0 | 0 | 0 | 0 |
| 90-99 | 1 | 0 | 0 | 0 |

▼ GAME-OPENING DRIVES

| | KANSAS STATE | | | OPPONENTS | | |
|-------------------|--------------|----------|------|-----------|----------|------|
| Opponent | Pts. | 1st Dns. | Yds. | Pts. | 1st Dns. | Yds. |
| Nicholls | 7 | 5 | 72 | 0 | 0 | 8 |
| Bowling Green | 7 | 3 | 50 | 0 | 0 | 3 |
| Mississippi State | | | | | | |
| Oklahoma State | | | | | | |
| Baylor | | | | | | |
| TCU | | | | | | |
| Oklahoma | | | | | | |
| Kansas | | | | | | |
| Texas | | | | | | |
| West Virginia | | | | | | |
| Texas Tech | | | | | | |
| Iowa State | | | | | | |

▼ SECOND HALF-OPENING DRIVES

| | KANSAS STATE | | | OPPONENTS | | |
|-------------------|--------------|----------|------|-----------|----------|------|
| Opponent | Pts. | 1st Dns. | Yds. | Pts. | 1st Dns. | Yds. |
| Nicholls | 0 | 3 | 49 | 7 | 3 | 75 |
| Bowling Green | 7 | 2 | 38 | 0 | 0 | -9 |
| Mississippi State | | | | | | |
| Oklahoma State | | | | | | |
| Baylor | | | | | | |
| TCU | | | | | | |
| Oklahoma | | | | | | |
| Kansas | | | | | | |
| Texas | | | | | | |
| West Virginia | | | | | | |
| Texas Tech | | | | | | |
| Iowa State | | | | | | |

▼ LONG PLAYS (20-PLUS YARDS)

KANSAS STATE

| Yards | Opponent | Play/Situation/Result |
|-------|---------------|--|
| 51 | Bowling Green | Gilbert 51 run (1st and Goal at BG 5) |
| 50 | Bowling Green | Brown 50 run (TD) |
| 38 | Nicholls | Schoen 38 pass from Thompson (TD) |
| 34 | Bowling Green | Knowles 34 pass from Thompson (TD) |
| 34 | Nicholls | Taylor 34 pass from Thompson (1st and 10 at NICH 46) |
| 24 | Nicholls | Gilbert 24 run (TD) |
| 22 | Bowling Green | Gill 22 pass from Thompson (1st and 10 at BG 23) |
| 22 | Nicholls | Brown 22 pass from Thompson (1st and 10 at NICH 46) |
| 21 | Bowling Green | Knowles 21 pass from Thompson (1st and 10 at BG 35) |
| 21 | Nicholls | Holcombe II run (1st and 10 at NICH 26) |
| 20 | Bowling Green | Knowles 20 pass from Thompson (TD) |

No. of plays from scrimmage, 20+ yards: 11 (4 run/7 pass)

No. of plays from scrimmage, 40+ yards: 2 (2 run/0 pass)

| Returns | Opponent | Player |
|---|---------------|--------------------|
| Kickoff | Bowling Green | Brooks 44 yards |
| Punt | | |
| Interception | Nicholls | Parker 20 yards |
| Fumble | Nicholls | Alexander 25 yards |
| No. of returns 20+ yards: 5 (3 KR/0 PR/1 Int/1 Fum) | | |
| No. of returns 40+ yards: 1 (1 KR/0 PR/0 Int/0 Fum) | | |

OPPONENTS

| Yards | Opponent | Play/Situation/Result |
|-------|---------------|---|
| 41 | Nicholls | Gums 41 run (1st and Goal at KS 3) |
| 34 | Bowling Green | Rahmaan 34 pass from Wade (1st and 10 at KS 35) |
| 26 | Nicholls | Dixon 26 pass from Fourcade (1st and 10 at KS 26) |
| 26 | Nicholls | Bussey 26 run (TD) |
| 21 | Nicholls | Dixon 21 pass from Fourcade (1st and 10 at KS 47) |

No. of plays from scrimmage, 20+ yards: 5 (2 run/3 pass)

No. of plays from scrimmage, 40+ yards: 1 (1 run/0 pass)

| Returns | Opponent | Player |
|---|---------------|-----------------|
| Kickoff | Bowling Green | Denley 26 yards |
| Punt | | |
| Interception | | |
| Fumble | | |
| No. of returns 20+ yards: 1 (1 KR/0 PR/0 Int/0 Fum) | | |
| No. of returns 40+ yards: 0 (0 KR/0 PR/0 Int/0 Fum) | | |

▼ THIRD-DOWN CONVERSIONS

| BY QUARTER | 1 | 2 | 3 | 4 | TOTAL |
|--------------|------|------|------|------|-------|
| Kansas State | 7-8 | 3-6 | 5-7 | 4-7 | 19-28 |
| PCT. | .875 | .500 | .714 | .571 | .679 |
| Opponents | 0-3 | 0-5 | 0-5 | 1-5 | 1-17 |
| PCT. | .000 | .000 | .000 | .200 | .059 |

| BY YARDAGE | 1-3 | 4-6 | 7-10 | 11+ | TOTAL |
|--------------|------|------|-------|------|-------|
| Kansas State | 9-11 | 6-12 | 4-4 | 0-1 | 19-28 |
| PCT. | .818 | .500 | 1.000 | .000 | .679 |
| Opponents | 1-4 | 0-5 | 0-5 | 0-3 | 1-17 |
| PCT. | .250 | .000 | .000 | .000 | .059 |

WHO CONVERTS FOR K-STATE: Brown 3, Burns 2, Gilbert 2, Knowles 2, Taylor 2, Thompson 2, Brooks 1, Gill 1, Trotter 1, Porter 1, Weber 1, Wright 1.

▼ RED ZONE

| Opponent | Score | Times Inside Opp. 20 | Times Scored | Total Pts | Total TDs | Rush TDs | Pass TDs | FGs Made | <----- Failed to score inside opp. 20 -----> | | | | | | |
|-------------------|--------|----------------------|--------------|-----------|-----------|----------|----------|----------|--|---|---|---|---|---|---|
| Nicholls | 49-14 | 6 | 5 | 35 | 5 | 5 | 0 | 0 | 1 | 0 | 0 | 0 | 0 | 0 | 0 |
| Bowling Green | 52-0 | 6 | 6 | 38 | 5 | 4 | 1 | 1 | 0 | 0 | 0 | 0 | 0 | 0 | 0 |
| Mississippi State | | | | | | | | | | | | | | | |
| Oklahoma State | | | | | | | | | | | | | | | |
| Baylor | | | | | | | | | | | | | | | |
| TCU | | | | | | | | | | | | | | | |
| Oklahoma | | | | | | | | | | | | | | | |
| Kansas | | | | | | | | | | | | | | | |
| Texas | | | | | | | | | | | | | | | |
| West Virginia | | | | | | | | | | | | | | | |
| Texas Tech | | | | | | | | | | | | | | | |
| Iowa State | | | | | | | | | | | | | | | |
| Totals | 101-14 | 12 | 11 | 73 | 10 | 9 | 1 | 1 | 1 | 0 | 0 | 0 | 0 | 0 | 0 |
| Opponents | 14-101 | 1 | 1 | 7 | 1 | 1 | 0 | 0 | 0 | 0 | 0 | 0 | 0 | 0 | 0 |

Season Percentage - Overall: 11 of 12 (91.7%)

Season Percentage - Touchdowns: 10 of 12 (83.3%)

Season Percentage - Field Goals: 1 of 12 (0.8%)

▼ SUPERLATIVES

KANSAS STATE

INDIVIDUAL

Longest Rush: 51, James Gilbert vs. Bowling Green
Longest Touchdown Run: 50, Jordan Brown vs. Bowling Green
Longest Pass: 38, Skylar Thompson vs. Nicholls
Longest TD Pass: 38, Skylar Thompson vs. Nicholls
Longest Punt Return: 9, Phillip Brooks vs. Nicholls
Longest Kickoff Return: 44, Phillip Brooks vs. Bowling Green
Longest Interception Return: 20, AJ Parker vs. Nicholls
Most Punts: 3, Devin Ancil vs. Bowling Green
Longest Punt: 51, Devin Ancil vs. Bowling Green
Highest Punt Average: 37.3, Devin Ancil vs. Bowling Green
Longest Field Goal: 24, Blake Lynch vs. Bowling Green
Most Field Goals: 1, Blake Lynch vs. Bowling Green
Most TDs Rushing: 2, James Gilbert vs. Bowling Green
Most TDs Receiving: 2, Malik Knowles vs. Bowling Green
Most TDs Passing: 2, Skylar Thompson vs. Bowling Green
Most Rushing Attempts: 18, James Gilbert vs. Nicholls
Most Yards Rushing: 115, James Gilbert vs. Nicholls
Most Pass Attempts: 22, Skylar Thompson vs. Nicholls
Most Pass Completions: 16, Skylar Thompson vs. Nicholls
Most Yards Passing: 212, Skylar Thompson vs. Nicholls
Most Receptions: 5, Malik Knowles vs. Bowling Green
Most Yards Receiving: 99, Malik Knowles vs. Bowling Green
Most Total Offense: 242, Skylar Thompson vs. Nicholls
Most All-Purpose Yards: 115, James Gilbert vs. Nicholls
Most Interceptions: 1, AJ Parker vs. Nicholls
Most Tackles: 5, Da'Quan Patton vs. Nicholls
Most Solo Tackles: 5, Da'Quan Patton vs. Nicholls
Most Quarterback Sacks: 1.0, Daniel Green vs. Bowling Green
Most Tackles for Loss: 1.0, eight times
Most Passes Broken Up: 1, eight times

TEAM

| | High | | Low |
|------------------|-----------------------------|---------------------|-----|
| Rushes | 58 (Nicholls/Bowling Green) | — | — |
| Yards Rushing | 361 (Nicholls) | 333 (Bowling Green) | |
| TD Rushes | 5 (Nicholls/Bowling Green) | — | — |
| Pass Attempts | 22 (Nicholls) | 19 (Bowling Green) | |
| Pass Completions | 16 (Nicholls) | 14 (Bowling Green) | |
| Yards Passing | 212 (Nicholls) | 188 (Bowling Green) | |
| TD Passes | 2 (Bowling Green) | 1 (Nicholls) | |
| Total Plays | 80 (Nicholls) | 77 (Bowling Green) | |
| Total Offense | 573 (Nicholls) | 521 (Bowling Green) | |
| Points | 52 (Bowling Green) | 49 (Nicholls) | |
| Sacks By | 1 (Bowling Green) | 0 (Nicholls) | |
| First Downs | 33 (Nicholls) | 25 (Bowling Green) | |
| Penalties | 4 (Bowling Green) | 2 (Nicholls) | |
| Penalty Yards | 35 (Bowling Green) | 20 (Nicholls) | |
| Turnovers | 1 (Bowling Green) | 0 (Nicholls) | |
| Interceptions By | 1 (Nicholls) | 0 (Bowling Green) | |

OPPONENT

INDIVIDUAL

Longest Rush: 41, Julian Gums, Nicholls
Longest Touchdown Run: 26, Kendall Bussey, Nicholls
Longest Pass: 34, Darius Wade, Bowling Green
Longest TD Pass: none
Longest Punt Return: none
Longest Kickoff Return: 26, Bryson Denley, Bowling Green
Longest Interception Return: none
Most Punts: 9, Matt Naranjo, Bowling Green
Longest Punt: 72, Matt Naranjo, Bowling Green
Highest Punt Average: 44.2, Winston Jones, Nicholls
Longest Field Goal: none
Most Field Goals: none
Most TDs Rushing: 1, Julien Gums and Kendall Bussey, Nicholls
Most TDs Receiving: none
Most TDs Passing: none
Most Rushing Attempts: 12, Julien Gums, Nicholls
Most Yards Rushing: 75, Julien Gums, Nicholls
Most Pass Attempts: 19, Darius Wade, Bowling Green
Most Pass Completions: 10, Chase Fourcade, Nicholls
Most Yards Passing: 126, Chase Fourcade, Nicholls
Most Receptions: 5, Dai'Jean Dixon, Nicholls
Most Yards Receiving: 92, Dai'Jean Dixon, Nicholls
Most Total Offense: 130, Chase Fourcade, Nicholls
Most All-Purpose Yards: 92, Dai'Jean Dixon, Nicholls
Most Interceptions: none
Most Tackles: 11, Allen Pittman, Nicholls
Most Solo Tackles: 9, Allen Pittman, Nicholls
Most Quarterback Sacks: 1.0, Karl Brooks and Jevon Henderson, Bowling Green
Most Tackles for Loss: 1.0, six players
Most Passes Broken Up: 1, Jamari Bozeman and Jerry Roberts, Bowling Green

TEAM

| | High | | Low |
|------------------|--------------------|---------------------|-----|
| Rushes | 23 (Nicholls) | 20 (Bowling Green) | |
| Yards Rushing | 150 (Nicholls) | 61 (Bowling Green) | |
| TD Rushes | 2 (Nicholls) | 0 (Bowling Green) | |
| Pass Attempts | 24 (Bowling Green) | 18 (Nicholls) | |
| Pass Completions | 11 (Bowling Green) | 10 (Nicholls) | |
| Yards Passing | 126 (Nicholls) | 79 (Bowling Green) | |
| TD Passes | — | — | |
| Total Plays | 44 (Bowling Green) | 41 (Nicholls) | |
| Total Offense | 276 (Nicholls) | 140 (Bowling Green) | |
| Points | 14 (Nicholls) | 0 (Bowling Green) | |
| Sacks By | 2 (Bowling Green) | 0 (Nicholls) | |
| First Downs | 11 (Nicholls) | 5 (Bowling Green) | |
| Penalties | 6 (Bowling Green) | 2 (Nicholls) | |
| Penalty Yards | 50 (Bowling Green) | 19 (Nicholls) | |
| Turnovers | 2 (Nicholls) | 1 (Bowling Green) | |
| Interceptions By | — | — | |

TURNOVER CHART

| GAME | TAKEAWAYS | | | GIVEAWAYS | | | DIFF. | K-STATE PTS OFF | OPP PTS OFF |
|-------------------|-----------|------|------|-----------|------|------|-------|--------------------|----------------|
| | FUM | INT | TOT | FUM | INT | TOT | | | |
| Nicholls | 1 | 1 | 2 | 0 | 0 | 0 | +2 | 14 | 0 |
| Bowling Green | 1 | 0 | 1 | 1 | 0 | 1 | E | 0 | 0 |
| Mississippi State | | | | | | | | | |
| Oklahoma State | | | | | | | | | |
| Baylor | | | | | | | | | |
| TCU | | | | | | | | | |
| Oklahoma | | | | | | | | | |
| Kansas | | | | | | | | | |
| Texas | | | | | | | | | |
| West Virginia | | | | | | | | | |
| Texas Tech | | | | | | | | | |
| Iowa State | | | | | | | | | |
| TOTAL | 2 | 1 | 3 | 1 | 0 | 1 | +2 | 14 | 0 |
| AVG. PER GAME | 1.00 | 0.50 | 1.50 | 0.50 | 0.00 | 0.50 | +1.00 | 7.00 | 0.00 |

KICKOFFS

Kickoffs: 16
Touchbacks (pct.): 5 (31.3)
Fair Catches: 2
Downed Kicks: 0
Out of Bounds: 2
On-Side Kicks (No./Recovered by KS): 0/0
Opponent Returns (No.-Yds./Avg): 7-111/15.9
Opponent Touchdowns: 0

KICKOFF RETURNS

Kickoffs: 4
Touchbacks (pct.): 0 (0.0)
Fair Catches: 0
Downed Kicks: 0
Out of Bounds: 0
On-Side Kicks (No./Recovered by Opp): 0/0
Returns (No.-Yds./Avg): 4-114/28.5
Touchdowns: 0

GAME ONE

| | | | | | | |
|----------|----|----|---|----|---|----|
| NICHOLLS | 0 | 0 | 7 | 7 | - | 14 |
| K-STATE | 14 | 14 | 0 | 21 | - | 49 |

Aug. 31 | Bill Snyder Family Stadium | Manhattan, Kan. | 6:05 p.m. | Att: 51,189



JAMES GILBERT

TEAM STATISTICS

| | NICH | K-STATE |
|---------------------------------------|---------------|-----------------|
| FIRST DOWNS | 11 | 33 |
| Rushing | 5 | 21 |
| Passing | 6 | 11 |
| Penalty | 0 | 1 |
| NET YARDS RUSHING | 150 | 361 |
| Rushing Attempts | 23 | 58 |
| Average Per Rush | 6.5 | 6.2 |
| Rushing Touchdowns | 2 | 5 |
| Yards Gained Rushing | 152 | 364 |
| Yards Lost Rushing | 2 | 3 |
| NET YARDS PASSING | 126 | 212 |
| Completions-Attempts-Int | 10-18-1 | 16-22-0 |
| Average Per Attempt | 7.0 | 9.6 |
| Average Per Completion | 12.6 | 13.2 |
| Passing Touchdowns | 0 | 1 |
| TOTAL OFFENSE YARDS | 276 | 573 |
| Total offense plays | 41 | 80 |
| Average Gain Per Play | 6.7 | 7.2 |
| Fumbles: Number-Lost | 1-1 | 0-0 |
| Penalties: Number-Yards | 2-19 | 2-20 |
| PUNTS-YARDS | 4-177 | 0-0 |
| Average Yards Per Punt | 44.2 | 0.0 |
| Net Yards Per Punt | 42.0 | 0.0 |
| Inside 20 | 2 | 0 |
| 50+ Yards | 1 | 0 |
| Touchbacks | 0 | 0 |
| Fair catch | 1 | 0 |
| KICKOFFS-YARDS | 3-179 | 8-453 |
| Average Yards Per Kickoff | 59.7 | 56.6 |
| Net Yards Per Kickoff | 36.3 | 41.4 |
| Touchbacks | 0 | 3 |
| Punt returns: Number-Yards-TD | 0-0-0 | 1-9-0 |
| Average Per Return | 0.0 | 9.0 |
| Kickoff returns: Number-Yds-TD | 3-47-0 | 3-70-0 |
| Average Per Return | 15.7 | 23.3 |
| Interceptions: Number-Yds-TD | 0-0-0 | 1-20-0 |
| Fumble Returns: Number-Yds-TD | 0-0-0 | 1-25-1 |
| Possession Time | 18:51 | 41:09 |
| 1st Quarter | 3:02 | 11:58 |
| 2nd Quarter | 5:16 | 9:44 |
| 3rd Quarter | 4:47 | 10:13 |
| 4th Quarter | 5:46 | 9:14 |
| Third-Down Conversions | 1 of 6 | 10 of 12 |
| Fourth-Down Conversions | 0 of 1 | 0 of 1 |
| Red-Zone Scores-Chances | 1-1 | 5-6 |
| Touchdowns | 1-1 | 5-6 |
| Field goals | 0-1 | 0-6 |
| Sacks By: Number-Yards | 0-0 | 0-0 |
| PAT Kicks | 2-2 | 7-7 |
| Field Goals | 0-0 | 0-1 |

► Game Notes

• Head coach **Chris Klieman** earned a win in his first game leading the Wildcats... The 35-point victory by the Klieman-led Wildcats was the biggest margin of victory by a K-State head coach in their debut... The previous high was 31 points as the **Ward Haylett**-led Wildcats defeated Kansas Wesleyan, 37-6, in 1942.

• K-State finished the game with 573 yards of total offense, which tied for the seventh most for a game in school history and the most ever in a season opener.

• Kansas State finished the game with 361 rushing yards on 58 carries... It was the most rushing yards by any Wildcat team in a season opener since 1981, when the Wildcats rushed for 368 yards in a 31-10 home-opening win over South Dakota (9/12/81).

• Junior quarterback **Skylar Thompson** made his second-straight start in a season opener... He became the first Wildcat quarterback since Collin Klein (2011, 2012) to win two-consecutive season openers.

• Senior running back **James Gilbert** tallied a 100-yard game as he went for 115 yards and one touchdown on 18 carries... It was his ninth-career 100-yard game and first since the 2018 season opener against Central Connecticut when he was playing for Ball State... He was the first Wildcat to reach the 100-yard mark in their Wildcat debut since **Daniel Thomas** went for 104 yards against UMass on 2009.

• A total of 51,189 fans witnessed Saturday's game, marking the 11th-straight sellout of the Wildcats' season opener.

CATS RUN WILD, OPEN KLIEMAN ERA WITH WIN

MANHATTAN, Kan. — Chris Klieman wasn't the only one making his K-State debut on Saturday night. Almost all of K-State's running backs were as well.

All left positive first impressions.

K-State won, 49-14, against Nicholls in front of a sold-out crowd. The Wildcats, who returned zero rushing yards from running backs from last season, amassed 361 rushing yards to open the Klieman era. It marked the most in a K-State season opener since at least 1981.

The Wildcats accomplished this behind, mostly, a trio of K-State newcomers: James Gilbert, Jordan Brown and Harry Trotter. Those three combined for 214 rushing yards, led by Gilbert's 115 yards on 18 carries. Each of them had one touchdown, all coming in a first half that K-State dominated by a 28-0 margin.

Tyler Burns, who returned to K-State's program after a season away, joined the rushing fray late on Saturday. He rushed for 60 yards on 10 attempts, including 56 yards on nine carries on K-State's final scoring drive about midway through the fourth quarter. He finished it with a 1-yard touchdown plunge.

For a position group that started all but empty when Klieman and his staff took over, depth did not look to be an issue after nine months of work.

Gilbert, a graduate transfer from Ball State, became the first Wildcat to eclipse 100 yards rushing in his first K-State game since Daniel Thomas in 2009. Gilbert's longest run, a 24-yard scamper in the second quarter, finished one of K-State's five scoring drives of at least 10 plays.

Trotter, a junior who sat out last season after transferring from Louisville, collected 50 yards on 10 carries. The Atchison native ran through multiple tackles on a 9-yard touchdown run that capped a 12-play, 72-yard drive to open the game. K-State followed with three straight scoring drives.

Brown, a graduate transfer from North Carolina who joined the team in July, added in 49 yards on 11 carries. He scored on a 14-yard run early in the second quarter, but he also snagged a pair of passes for 28 yards from redshirt junior quarterback Skylar Thompson, who finished 16-of-22 through the air for 212 yards and a touchdown.

The run game set the tone, helping K-State eat up more than 41 minutes of clock. But the defense factored into that as well.

K-State allowed only 17 yards in the first quarter and 64 in the first half. AJ Parker jumped a pass for an interception on Nicholls' second offensive play of the day, setting up K-State's second touchdown. The Colonels did not get a first down until the second quarter and finished with only two in the opening half.

Early in the fourth quarter, Jonathan Alexander forced a fumble and scooped it for a 25-yard touchdown. He celebrated with a sledgehammer on the sideline, part of K-State's "Pound the Stone" mantra that Klieman said the team fully bought into coming into this season.

SCORING SUMMARY

| Team | Qtr/Time | Scoring Play | Conversion | Plays-Yds-TOP | Score |
|------|-----------|---------------------------------|------------|---------------|-------|
| KS | 1st/8:45 | Trotter 9 yd run | Lynch kick | 12-72-6:15 | 0-7 |
| KS | 1st/5:45 | Thompson 17 yd run | Lynch kick | 5-28-2:21 | 0-14 |
| KS | 2nd/13:35 | Brown 14 yd run | Lynch kick | 10-71-4:47 | 0-21 |
| KS | 2nd/6:21 | Gilbert 24 yd run | Lynch kick | 10-73-5:20 | 0-28 |
| NICH | 3rd/12:46 | Bussey 26 yd run | Jones kick | 5-75-2:14 | 7-28 |
| KS | 4th/14:52 | Schoen 38 yd pass from Thompson | Lynch kick | 10-97-5:09 | 7-35 |
| KS | 4th/14:36 | Alexander 25 yd fumble recovery | Lynch kick | | 7-42 |
| KS | 4th/6:41 | Burns 1 yd run | Lynch kick | 10-59-6:05 | 7-49 |
| NICH | 4th/3:01 | Gums 3 yd run | Jones kick | 7-75-3:40 | 14-49 |

STATISTICAL LEADERS

► Nicholls

| Rushing | Att | Yds | TD | Lg | Avg |
|-----------|---------|-----|----|----|------|
| Gums | 12 | 75 | 1 | 41 | 6.2 |
| Bussey | 7 | 54 | 1 | 26 | 7.7 |
| Granier | 1 | 10 | 0 | 10 | 10.0 |
| Smith | 1 | 7 | 0 | 7 | 7.0 |
| Fourcade | 2 | 4 | 0 | 2 | 2.0 |
| Passing | C-A-I | Yds | TD | Lg | Sack |
| Fourcade | 10-18-1 | 126 | 0 | 26 | 0 |
| Receiving | Rec | Yds | TD | Lg | |
| Dixon | 5 | 92 | 0 | 26 | |
| Bussey | 3 | 11 | 0 | 6 | |
| Guarisco | 1 | 19 | 0 | 19 | |
| Talley | 1 | 4 | 0 | 4 | |

► Kansas State

| Rushing | Att | Yds | TD | Lg | Avg |
|-------------|---------|-----|----|----|------|
| Gilbert | 18 | 115 | 1 | 24 | 6.4 |
| Burns | 10 | 64 | 1 | 19 | 6.4 |
| Trotter | 10 | 50 | 1 | 15 | 5.0 |
| Brown | 11 | 49 | 1 | 14 | 4.5 |
| Holcombe II | 3 | 39 | 0 | 21 | 13.0 |
| Thompson | 3 | 30 | 1 | 17 | 10.0 |
| Brooks | 1 | 8 | 0 | 8 | 8.0 |
| Passing | C-A-I | Yds | TD | Lg | Sack |
| Thompson | 16-22-0 | 212 | 1 | 38 | 0 |
| Receiving | Rec | Yds | TD | Lg | |
| Schoen | 3 | 65 | 1 | 38 | |
| Knowles | 3 | 26 | 0 | 10 | |
| Brooks | 3 | 18 | 0 | 8 | |
| Brown | 2 | 28 | 0 | 22 | |
| Weber | 2 | 20 | 0 | 13 | |
| Taylor | 1 | 34 | 0 | 34 | |

GAME TWO

| | | | | | | |
|----------------------|-----------|-----------|----------|----------|----------|-----------|
| BOWLING GREEN | 0 | 0 | 0 | 0 | - | 0 |
| K-STATE | 14 | 21 | 7 | 7 | - | 52 |

Sept. 7 | Bill Snyder Family Stadium | Manhattan, Kan. | 11:05 a.m. | Att: 46,075



TEAM STATISTICS

| | BGSU | K-STATE |
|---------------------------------------|----------------|----------------|
| FIRST DOWNS | 5 | 25 |
| Rushing | 2 | 11 |
| Passing | 3 | 12 |
| Penalty | 0 | 2 |
| NET YARDS RUSHING | 61 | 333 |
| Rushing Attempts | 20 | 58 |
| Average Per Rush | 3.0 | 5.7 |
| Rushing Touchdowns | 0 | 5 |
| Yards Gained Rushing | 83 | 352 |
| Yards Lost Rushing | 22 | 19 |
| NET YARDS PASSING | 79 | 188 |
| Completions-Attempts-Int | 11-24-0 | 14-19-0 |
| Average Per Attempt | 3.3 | 9.9 |
| Average Per Completion | 7.2 | 13.4 |
| Passing Touchdowns | 0 | 2 |
| TOTAL OFFENSE YARDS | 140 | 521 |
| Total offense plays | 44 | 77 |
| Average Gain Per Play | 3.2 | 6.8 |
| Fumbles: Number-Lost | 1-1 | 2-1 |
| Penalties: Number-Yards | 6-50 | 4-35 |
| PUNTS-YARDS | 9-396 | 3-112 |
| Average Yards Per Punt | 44.0 | 37.3 |
| Net Yards Per Punt | 40.9 | 30.7 |
| Inside 20 | 2 | 0 |
| 50+ Yards | 2 | 1 |
| Touchbacks | 1 | 1 |
| Fair catch | 2 | 0 |
| KICKOFFS-YARDS | 1-65 | 8-467 |
| Average Yards Per Kickoff | 65.0 | 58.4 |
| Net Yards Per Kickoff | 21.0 | 44.1 |
| Touchbacks | 0 | 2 |
| Punt returns: Number-Yards-TD | 0-0-0 | 3-8-0 |
| Average Per Return | 0.0 | 2.7 |
| Kickoff returns: Number-Yds-TD | 4-64-0 | 1-44-0 |
| Average Per Return | 16.0 | 44.0 |
| Interceptions: Number-Yds-TD | 0-0-0 | 0-0-0 |
| Fumble Returns: Number-Yds-TD | 0-0-0 | 1-5-0 |
| Possession Time | 17:08 | 42:52 |
| 1st Quarter | 3:12 | 11:48 |
| 2nd Quarter | 4:00 | 11:00 |
| 3rd Quarter | 5:33 | 9:27 |
| 4th Quarter | 4:23 | 10:37 |
| Third-Down Conversions | 0 of 11 | 9 of 16 |
| Fourth-Down Conversions | 0 of 2 | 2 of 2 |
| Red-Zone Scores-Chances | 0-0 | 6-6 |
| Touchdowns | 0-0 | 5-6 |
| Field goals | 0-0 | 1-6 |
| Sacks By: Number-Yards | 2-9 | 1-11 |
| PAT Kicks | 0-0 | 7-7 |
| Field Goals | 0-0 | 1-1 |

► Game Notes

• Kansas State started 2-0 for the second time in the last three seasons and the eighth time in the last 12 years... Head coach Chris Klieman became the seventh coach in school history to win their first two games... Saturday's victory marked the 23rd-straight victory by a Klieman-led team dating back to 2017 at North Dakota State.

• Kansas State broke the 500-yard mark of total offense for a second-straight game as the Wildcats racked up 521 yards on Saturday and 573 yards last week against Nicholls... It was the first time in school history that K-State began the season with two-straight games of 500 yards total offense, while it was the first overall since 2003... That season, the Wildcats had 502 yards at Iowa State followed by 561 yards at Nebraska.

• Kansas State finished the game with 333 rushing yards on 58 carries... Paired with last week's 361 rushing yards against Nicholls, it was the first time since at least 1965 that the Wildcats started with two-consecutive outings of 300 rushing yards... It was the first time overall with consecutive 300-yard games since playing Kansas (342) and TCU (336) in 2016.

• Following five rushing scores last week, Kansas State added five more on Saturday to bring the season total to 10... It was the most rushing touchdowns by K-State in the first two games of the season since the 2002 team had 10 (5 vs. Western Kentucky, 5 vs. Louisiana Monroe)... Of the 10 rushing touchdowns this season, 9 have been by running backs... Last season, the Wildcats had 13 rushing touchdowns by running backs in 12 games.

CATS DOMINATE BOTH SIDES OF BALL IN 52-0 WIN

MANHATTAN, Kan. — Different opponent, same dominance.

K-State totaled 521 yards of offense, allowed less than 150 yards on defense and rolled to a 52-0 win against Bowling Green.

Like last week, the Wildcats' extreme command of the game could be seen early and all over the field, including the sideline. That's where K-State's defense spent more than 22 minutes in the first half and 42 minutes for the game.

K-State's defense barely played half that on Saturday, with Bowling Green only getting 44 plays of offense.

The Falcons also went 0-for-11 on third down conversions and 0-for-2 on fourth, but the tone was set early. In Bowling Green's first four drives, the Wildcats forced three three-and-outs. They finished with eight such series en route to their first shutout since blanking South Dakota in 2015.

K-State allowed only three first downs and 81 yards of offense in the first half, which ended with the Wildcats up 38-0 — their largest halftime lead since a 42-0 advantage over Florida Atlantic in 2016. Bowling Green finished with a meager 140 yards of total offense against K-State's swarming defense — the first time the Wildcats have limited an opponent to less than 150 since 2011 against Eastern Kentucky.

K-State's offense returned the favor.

The Wildcats scored on their first seven drives in the game. After settling for a 24-yard field goal from Blake Lynch on the first drive of the game, the Wildcats finished their next six drives in the end zone.

K-State's 333 rushing yards helped push the team over 500 yards of total offense. It marked the first time in program history that K-State eclipsed 500 yards of total offense in its first two games of the season and the first time since 2003 for any two-game stretch.

Explosive plays and players were a big part of this.

Jordan Brown broke off a 50-yard touchdown run in the first quarter for K-State's first touchdown. James Gilbert, who recorded 103 yards for his second consecutive game over the century mark, picked up nearly half on a 51-yard scamper in the second quarter. Gilbert scored on the next play, his second touchdown of the day.

Quarterback Skylar Thompson continued to display his trust in redshirt freshman receiver Malik Knowles. Thompson, who finished 10-of-13 for 151 yards, targeted Knowles six times. They connected on five of them for 99 yards, including touchdown grabs of 34 and 20 yards.

K-State's early and continuous success allowed several younger players on the field for the second week in a row. In total, 88 different Wildcats and 11 true freshmen saw game time.

Quarterbacks Nick Ast and John Holcombe II traded off series for most of the second half. Freshman running back Jacardia Wright led the team with 14 carries, all in the second half, while fellow freshman Joe Ervin carried the ball eight times and scored his first touchdown from 6 yards out in the third quarter. Seth Porter and Joshua Youngblood each recorded their first catches in a K-State uniform.

SCORING SUMMARY

| Team | Qtr/Time | Scoring Play | Conversion | Plays-Yds-TOP | Score |
|------|-----------|----------------------------------|------------|---------------|-------|
| KS | 1st/11:46 | Lynch 24 yd field goal | | 8-50-3:14 | 0-3 |
| KS | 1st/5:57 | Brown 50 yd run | Lynch kick | 7-84-3:56 | 0-10 |
| KS | 1st/0:40 | Gilbert 17 yd run | Lynch kick | 8-78-3:58 | 0-17 |
| KS | 2nd/12:26 | Trotter 1 yd run | Lynch kick | 6-24-3:08 | 0-24 |
| KS | 2nd/7:42 | Gilbert 5 yd run | Lynch kick | 6-74-3:00 | 0-31 |
| KS | 2nd/4:02 | Knowles 34 yd pass from Thompson | Lynch kick | 6-56-3:18 | 0-38 |
| KS | 3rd/11:37 | Knowles 20 yd pass from Thompson | Lynch kick | 4-38-1:58 | 0-45 |
| KS | 4th/9:45 | Ervin 6 yd run | Lynch kick | 14-68-8:22 | 0-52 |

STATISTICAL LEADERS

► Bowling Green

| Rushing | Att | Yds | TD | Lg | Avg |
|---------|--------|-----|----|----|------|
| Jones | 8 | 47 | 0 | 19 | 5.9 |
| Sealey | 4 | 10 | 0 | 8 | 2.5 |
| Denley | 5 | 4 | 0 | 5 | 0.8 |
| Wade | 3 | 0 | 0 | 9 | 0.0 |
| Passing | C-A-I | Yds | TD | Lg | Sack |
| Wade | 8-19-0 | 79 | 0 | 34 | 1 |
| Loy | 3-5-0 | 0 | 0 | 2 | 0 |

| Receiving | Rec | Yds | TD | Lg |
|-----------|-----|-----|----|----|
| Denley | 3 | 23 | 0 | 10 |
| Sims | 2 | 4 | 0 | 3 |
| Rahmaan | 1 | 34 | 0 | 34 |
| Morris | 1 | 16 | 0 | 16 |
| Dorris | 1 | 2 | 0 | 2 |
| Motes | 1 | 2 | 0 | 2 |
| Marlow | 1 | 1 | 0 | 1 |
| Sealey | 1 | -3 | 0 | 0 |

► Kansas State

| Rushing | Att | Yds | TD | Lg | Avg |
|-------------|-----|-----|----|----|------|
| Gilbert | 8 | 103 | 2 | 51 | 12.9 |
| Brown | 4 | 64 | 1 | 50 | 16.0 |
| Wright | 14 | 59 | 0 | 17 | 4.2 |
| Ervin | 8 | 28 | 1 | 6 | 3.5 |
| Thompson | 3 | 26 | 0 | 14 | 8.7 |
| Holcombe II | 8 | 23 | 0 | 13 | 2.9 |
| Trotter | 9 | 22 | 1 | 7 | 2.4 |

| Passing | C-A-I | Yds | TD | Lg | Sack |
|-------------|---------|-----|----|----|------|
| Thompson | 10-13-0 | 151 | 2 | 34 | 1 |
| Ast | 3-3-0 | 28 | 0 | 12 | 0 |
| Holcombe II | 1-3-0 | 9 | 0 | 9 | 1 |

| Receiving | Rec | Yds | TD | Lg |
|------------|-----|-----|----|----|
| Knowles | 5 | 99 | 2 | 34 |
| Taylor | 4 | 21 | 0 | 9 |
| Gill | 1 | 22 | 0 | 22 |
| Schoen | 1 | 12 | 0 | 12 |
| Youngblood | 1 | 12 | 0 | 12 |
| Porter | 1 | 12 | 0 | 12 |

THE LAST TIME...

▼ SCORING

All Games

| | |
|--------------------------------|--------------------------------------|
| Scored 40 or more points | 52, vs. Bowling Green (9/7/2019) |
| Scored 50 or more points | 52, vs. Bowling Green (9/7/2019) |
| Scored 60 or more points | 63, vs. Florida Atlantic (9/17/2016) |
| Scored 70 or more points | 76, vs. Ball State (9/16/2000) |

| | |
|--|---|
| Was held to 10 or fewer points | 6, at West Virginia (9/22/2018) |
| Was held to 7 or fewer points | 6, at West Virginia (9/22/2018) |
| Was shut out | vs. Oklahoma (10/17/2015) |
| Was shut out in a half | 1st half, vs. Kansas (11/10/2018) |
| Was shut out in back-to-back games | at Kansas, 0-28 and vs. Nebraska, 0-12 (1975) |

| | |
|--------------------------------------|--|
| Allowed 40 or more points | 42, at Iowa State (11/24/2018) |
| Allowed 50 or more points | 51, at Oklahoma (10/27/2018) |
| Allowed 60 or more points | 66, at Texas Tech (10/10/2009) |
| Allowed 70 or more points | 73, at Nebraska (11/10/2007) |
| Allowed a safety | at Iowa State (10/29/2016) |
| Allowed a two-point conversion | Baker Mayfield to Dimitri Flowers, vs. OU (10/21/2017) |

| | |
|--|---|
| Held an opponent to 10 or fewer points | 0, vs. Bowling Green (9/7/2019) |
| Held an opponent to 7 or fewer points | 0, vs. Bowling Green (9/7/2019) |
| Shut out an opponent | 0, vs. Bowling Green (9/7/2019) |
| Shut out an opponent in a half | Both Halves, vs. Bowling Green (9/7/2019) |
| Back-to-back shutouts | vs. Akron, 67-0; vs. N. Illinois, 44-0; vs. Missouri, 30-0 (1995) |

| | |
|--|--|
| Largest deficit overcome for a win | 21 points |
| | vs. Iowa State, 14-35 in 3rd quarter (11/21/2015) |
| | at Missouri, 0-21 in 2nd quarter (11/6/2004) |
| | vs. Oklahoma State, 0-21 in 2nd quarter (10/23/1999) |
| | vs. Iowa State, 7-28 in 3rd quarter (9/25/1999) |
| Overtime game | at Texas Tech; W, 42-35 (11/4/2017) |
| Come-from-behind win (trailing in 4th Q) | vs. S. Dakota, [24-12], won 27-24 (9/1/2018) |

Home Games

| | |
|--------------------------------|--------------------------------------|
| Scored 40 or more points | 52, vs. Bowling Green (9/7/2019) |
| Scored 50 or more points | 52, vs. Bowling Green (9/7/2019) |
| Scored 60 or more points | 63, vs. Florida Atlantic (9/17/2016) |
| Scored 70 or more points | 76, vs. Ball State (9/16/2000) |

| | |
|---|--|
| Was held to 10 or fewer points | 10, vs. Mississippi State (9/8/2017) |
| Was held to 7 or fewer points | 6, vs. TCU (10/14/2017) |
| Was shutout | vs. Oklahoma (10/17/2015) |
| Was shut out in a half | 1st half, vs. Kansas (11/10/2018) |
| Was shutout in back-to-back games | vs. Nebraska, 0-41 and vs. Oklahoma, 0-27 (1965) |

| | |
|---------------------------------|-------------------------------|
| Allowed 40 or more points | 42, vs. Oklahoma (10/21/2017) |
| Allowed 50 or more points | 55, vs. Oklahoma (10/17/2015) |
| Allowed 60 or more points | 61, vs. Missouri (10/20/1984) |
| Allowed 70 or more points | 75, vs. Oklahoma (10/23/1971) |

| | |
|--|---|
| Held an opponent to 10 or fewer points | 0, vs. Bowling Green (9/7/2019) |
| Held an opponent to 7 or fewer points | 0, vs. Bowling Green (9/7/2019) |
| Shut out an opponent | 0, vs. Bowling Green (9/7/2019) |
| Shut out an opponent in a half | Both Halves, vs. Bowling Green (9/7/2019) |
| Back-to-back shutouts | vs. Akron, 67-0; vs. N. Illinois, 44-0; vs. Missouri, 30-0 (1995) |

Away/Neutral Games

| | |
|--------------------------------|------------------------------------|
| Scored 40 or more points | 45, at Oklahoma State (11/18/2017) |
| Scored 50 or more points | 55, at West Virginia (10/20/2012) |
| Scored 60 or more points | 64, at Kansas (11/2/2002) |
| Scored 70 or more points | 75, at Drury (10/17/1910) |

| | |
|--|--|
| Was held to 10 or fewer points | 6, at West Virginia (9/22/2018) |
| Was held to 7 or fewer points | 6, at West Virginia (9/22/2018) |
| Was shut out | at Colorado (11/16/1996) |
| Was shut out in a half | 1st half, at West Virginia (9/22/2018) |
| Was shut out in back-to-back games | at LSU, 0-21 and at Tulsa, 0-3 (1980) |

| | |
|---------------------------------|--------------------------------|
| Allowed 40 or more points | 42, at Iowa State (11/24/2018) |
| Allowed 50 or more points | 51, at Oklahoma (10/27/2018) |
| Allowed 60 or more points | 66, at Texas Tech (10/10/2009) |
| Allowed 70 or more points | 73, at Nebraska (11/10/2007) |

| | |
|--|--|
| Held an opponent to 10 or fewer points | 6, at TCU (12/3/2016) |
| Held an opponent to 7 or fewer points | 6, at TCU (12/3/2016) |
| Shut out an opponent | at Iowa State (11/8/2003) |
| Shut out an opponent in a half | 2nd half, vs. UCLA (12/26/2017) |
| Back-to-back shutouts | at Kansas, 64-0 and at Missouri, 38-0 (2002) |

▼ VS. NATIONALLY RANKED OPPONENTS

vs. AP Top 25

| | |
|---|--|
| Defeated a ranked opponent | at #10 Oklahoma State, 45-40 (11/18/2017) |
| Defeated a ranked opponent at home | vs. #23 Texas, 42-24 (12/1/2012) |
| Defeated a ranked opponent on the road/neutral site | at #10 OSU, 45-40 (11/18/2017) |
| Defeated a ranked opponent in consec. chances | vs. #24 OSU and vs. #23 UT (2012) |
| Defeated a ranked opponent in 3 consec. chances | at #6 Oklahoma; at #13 West Virginia; vs. #15 Texas Tech; vs. #24 Oklahoma; vs. #23 Texas (2012) |

| | |
|--|---------------------------------------|
| Lost to a ranked opponent | at #25 Iowa State, 42-38 (11/24/2018) |
| Lost to a ranked opponent at home | vs. #18 Texas, 19-14 (9/29/2018) |
| Lost to a ranked opponent on the road/neutral site | at #25 Iowa State, 42-38 (11/24/2018) |

▼ K-STATE TEAM OFFENSE

Total Offense

| | |
|---|---|
| Had 400 yards or more total offense | 521 (333 rush/188 pass), vs. Bowling Green (9/7/2019) |
| Had 500 yards or more total offense | 521 (333 rush/188 pass), vs. Bowling Green (9/7/2019) |
| Had 600 yards or more total offense | 658 (305 rush/353 pass), vs. North Texas (9/24/2005) |

| | |
|---|---|
| Consec. gms. with 500-plus yards of offense | 573, vs. Nicholls and 521, vs. Bowling Green (2019) |
| Four consec. gms with 500-plus yards of offense | 573 vs. Iowa State; 566 at Kansas; 518 at Baylor; 512 vs. Nebraska (1998) |

| | |
|--|---|
| Was held to 300 or fewer yards total offense | 245 (137 rush/108 pass), at Oklahoma (10/27/2018) |
| Was held to 200 or fewer yards total offense | 110 (65 rush/45 pass), vs. OU (10/17/2015) |
| Was held to 100 or fewer yards total offense | 86 (25 rush/61 pass), vs. NU (10/5/1996) |

Rushing Yards

| | |
|-------------------------------------|-----------------------------------|
| Had 250 or more rushing yards | 333, vs. Bowling Green (9/7/2019) |
| Had 300 or more rushing yards | 333, vs. Bowling Green (9/7/2019) |
| Had 400 or more rushing yards | 415, vs. Nebraska (11/16/2002) |

| | |
|--|----------------------------------|
| Was held to 100 or fewer rushing yards | 91, at West Virginia (9/22/2018) |
| Was held to 50 or fewer rushing yards | 31, vs. UCLA (1/2/2015) |
| Was held to negative rushing yards | -12, vs. Texas Tech (8/31/1996) |

Rushing Touchdowns

| | |
|--|---------------------------------|
| Had 3 or more rushing touchdowns | 5, vs. Bowling Green (9/7/2019) |
| Had 4 or more rushing touchdowns | 5, vs. Bowling Green (9/7/2019) |
| Had 5 or more rushing touchdowns | 5, vs. Bowling Green (9/7/2019) |

| | |
|---|---|
| Was held without a rushing touchdown | vs. Texas Tech (11/17/2018) |
| Was held without a rushing touchdown in consec. games | vs. South Dakota and Mississippi State (2018) |

Passing Yards

| | |
|-------------------------------------|------------------------------------|
| Had 350 or more passing yards | 400, at West Virginia (11/20/2014) |
| Had 400 or more passing yards | 400, at West Virginia (11/20/2014) |
| Had 450 or more passing yards | 486, vs. Oklahoma (10/25/2008) |

| | |
|--|---------------------------------------|
| Was held to 200 or fewer passing yards | 188, vs. Bowling Green (9/7/2019) |
| Was held to 150 or fewer passing yards | 126, vs. Kansas (11/10/2018) |
| Was held to 100 or fewer passing yards | 100, vs. Mississippi State (9/8/2018) |

THE LAST TIME...

Passing Touchdowns

| | |
|--|------------------------------------|
| Had 3 or more passing touchdowns | 3, at Iowa State (11/24/2018) |
| Had 4 or more passing touchdowns | 4, vs. Central Arkansas (9/2/2017) |

| | |
|---|---------------------------------|
| Was held without a passing touchdown | vs. Bowling Green (9/7/2019) |
| Was held without a passing touchdown in consec. games | at Baylor and vs. Kansas (2016) |

First Downs

| | |
|----------------------------------|----------------------------------|
| Had 25 or more first downs | 25, vs. Bowling Green (9/7/2019) |
| Had 30 or more first downs | 33, vs. Nicholls (8/31/2019) |
| Had 35 or more first downs | 37, vs. Iowa State (10/24/1998) |

| | |
|-----------------------------------|------------------------------|
| Had 15 or fewer first downs | 13, at Oklahoma (10/27/2018) |
| Had 10 or fewer first downs | 10, vs. TCU (10/14/2017) |
| Had 5 or fewer first downs | 3, at Colorado (10/24/1992) |

Turnovers

| | |
|------------------------------|------------------------------------|
| Lost 3 or more fumbles | 3, at Texas (9/21/2013) |
| Lost 4 or more fumbles | 4, vs. Eastern Kentucky (9/3/2011) |
| Lost 5 or more fumbles | 5, vs. USC (9/21/2002) |

| | |
|-------------------------------------|------------------------------|
| Threw 3 or more interceptions | 3, vs. Oklahoma (10/17/2015) |
| Threw 4 or more interceptions | 4, vs. Purdue (12/29/1998) |
| Threw 5 or more interceptions | 5, vs. Iowa (9/10/1988) |

| | |
|---|---|
| Did not throw an interception | vs. Bowling Green (9/7/2019) |
| Did not throw an INT in consec. games | vs. Nicholls (8/31/2019) and vs. Bowling Green (9/7/19) |

| | |
|--|---|
| Committed 5 or more turnovers | 5, at Oklahoma State (10/5/2013) |
| Committed 6 or more turnovers | 6, at Kansas (11/18/2006) |
| Did not commit a turnover | vs. Nicholls (8/31/2019) |
| Did not commit a turnover in consec. games | vs. Texas A&M (12/28/2016), vs. Central Arkansas (9/2/2017), vs. Charlotte (9/9/2017) |

Time of Possession

| | |
|--|-------------------------------------|
| Had 35:00 or more time of possession | 42:52, vs. Bowling Green (9/7/2019) |
| Had 36:00 or more time of possession | 42:52, vs. Bowling Green (9/7/2019) |
| Had 37:00 or more time of possession | 42:52, vs. Bowling Green (9/7/2019) |
| Had 38:00 or more time of possession | 42:52, vs. Bowling Green (9/7/2019) |
| Had 39:00 or more time of possession | 42:52, vs. Bowling Green (9/7/2019) |
| Had 40:00 or more time of possession | 42:52, vs. Bowling Green (9/7/2019) |

| | |
|---|--|
| Had 23:00 or less of time of possession | 22:47, vs. Central Arkansas (9/2/2017) |
| Had 22:00 or less of time of possession | 18:34, at Louisville (9/17/2008) |
| Had 21:00 or less of time of possession | 18:34, at Louisville (9/17/2008) |
| Had 20:00 or less of time of possession | 18:34, at Louisville (9/17/2008) |

Penalties

| | |
|--------------------------------|------------------------------------|
| Had 8 or more penalties | 83, at West Virginia (9/22/2018) |
| Had 10 or more penalties | 13, vs. South Dakota (9/1/2018) |
| Had 12 or more penalties | 13, vs. South Dakota (9/1/2018) |
| Had 15 or more penalties | 16, vs. Missouri State (9/15/2007) |

| | |
|--------------------------------|---------------------------------|
| Had 5 or less penalties | 4, vs. Bowling Green (9/7/2019) |
| Had 3 or less penalties | 2, vs. Nicholls (8/31/2019) |
| Did not commit a penalty | 0, vs. Texas (9/29/2018) |

Penalty Yards

| | |
|-------------------------------------|--|
| Had 75 or more penalty yards | 129 (13 pen.) vs. South Dakota (9/1/2018) |
| Had 100 or more penalty yards | 129 (13 pen.) vs. South Dakota (9/1/2018) |
| Had 125 or more penalty yards | 129 (13 pen.) vs. South Dakota (9/1/2018) |
| Had 150 or more penalty yards | 162 (16 pen.) vs. Missouri State (9/15/2007) |

| | |
|--------------------------------------|----------------------------------|
| Had 40 or less penalty yards | 35, vs. Bowling Green (9/7/2019) |
| Had 20 or less penalty yards | 20, vs. Nicholls (8/31/2019) |
| Had 10 or less penalty yards | 3, at TCU (11/3/2018) |
| Did not have any penalty yards | 0, vs. Texas (9/29/2018) |

▼ K-STATE INDIVIDUAL RUSHING

Attempts

| | |
|---------------------------------------|--|
| Had 25 or more rushing attempts | 28, Alex Barnes at Iowa State (11/24/2017) |
| Had 30 or more rushing attempts | 32, Alex Barnes vs. Texas Tech (11/17/2017) |
| Had 35 or more rushing attempts | 35, Collin Klein vs. Texas A&M (11/12/2011) |
| Had 40 or more rushing attempts | 42, Darren Sproles vs. Western Kentucky (9/4/2004) |

Yards

| | |
|---|---|
| Rushed for 100 or more yards | 103, James Gilbert vs. Bowling Green (9/7/2019) |
| Rushed for 150 or more yards | 184, Alex Barnes at Iowa State (11/24/2018) |
| Rushed for 200 or more yards | 250, Alex Barnes at Baylor (10/6/2018) |
| Rushed for 100 or more yards (QB) | 170, Jesse Ertz at TCU (12/3/2016) |
| Rushed for 150 or more yards (QB) | 170, Jesse Ertz at TCU (12/3/2016) |
| Had two 100-yard rushers | 158, Alex Delton and 117, Alex Barnes vs. UCLA (12/26/2017) |

| | |
|--------------------------------------|--|
| Consec. 100-yard rushing games | 2, James Gilbert 115 vs. Nicholls (8/31/2019) and 103 vs. Bowling Green (9/7/2019) |
|--------------------------------------|--|

| | |
|--------------------------------------|--|
| Consec. 150-yard rushing games | 2, Alex Barnes 250 at Baylor (10/6/2018) and 181 vs. Oklahoma State (10/13/2018) |
|--------------------------------------|--|

| | |
|--------------------------------------|--|
| Consec. 175-yard rushing games | 2, Alex Barnes 250 at Baylor (10/6/2018) and 181 vs. Oklahoma State (10/13/2018) |
|--------------------------------------|--|

| | |
|--------------------------------------|--|
| Consec. 200-yard rushing games | 2, Darren Sproles 273 vs. Missouri (11/22/2003) and 235 vs. Oklahoma (12/6/2003) |
|--------------------------------------|--|

| | |
|-----------------------------------|---|
| Had a run of 50 or more yards ... | 51, James Gilbert; 50 (TD), Jordon Brown vs. Bowling Green (9/7/2019) |
|-----------------------------------|---|

| | |
|-------------------------------------|--|
| Had a run of 60 or more yards | 68 (TD), Alex Delton vs. UCLA (12/26/2017) |
| Had a run of 70 or more yards | 75 (TD), Alex Barnes vs. Oklahoma (10/21/2017) |
| Had a run of 80 or more yards | 95 (TD), John Hubert vs. Missouri State (9/1/2012) |
| Had a run of 90 or more yards | 95 (TD), John Hubert vs. Missouri State (9/1/2012) |

Touchdowns

| | |
|---|--|
| Rushed for 3 or more touchdowns | 4, Alex Barnes vs. Oklahoma State (10/13/2018) |
| Rushed for 4 or more touchdowns | 4, Alex Barnes vs. Oklahoma State (10/13/2018) |
| Rushed for 5 or more touchdowns | 5, Collin Klein vs. Texas A&M (11/12/2011) |
| Had two players rush for two or more touchdowns | 4, Alex Barnes and 2, Winston Dimel at Baylor (11/19/2016) |

▼ K-STATE INDIVIDUAL PASSING

Attempts

| | |
|------------------------------------|---|
| Had 30 or more pass attempts | 30, Jesse Ertz at West Virginia (10/1/2016) |
| Had 35 or more pass attempts | 41, Joe Hubener at Texas Tech (11/14/2015) |
| Had 40 or more pass attempts | 41, Joe Hubener at Texas Tech (11/14/2015) |
| Had 45 or more pass attempts | 48, Jake Waters vs. UCLA (1/2/2015) |
| Had 50 or more pass attempts | 50, Collin Klein at Baylor (11/17/2012) |

Completions

| | |
|---------------------------------------|---|
| Had 20 or more pass completions | 26, Skylar Thompson vs. Texas Tech (11/17/2018) |
| Had 25 or more pass completions | 26, Skylar Thompson vs. Texas Tech (11/17/2018) |
| Had 30 or more pass completions | 31, Jake Waters vs. UCLA (1/2/2015) |
| Had 35 or more pass completions | 36, Josh Freeman at Oklahoma State (10/20/2007) |

Yards

| | |
|-----------------------------------|---|
| Threw for 250 or more yards | 333, Jesse Ertz vs. Central Arkansas (9/2/2017) |
| Threw for 300 or more yards | 333, Jesse Ertz vs. Central Arkansas (9/2/2017) |
| Threw for 350 or more yards | 400, Jake Waters at West Virginia (11/20/2014) |
| Threw for 400 or more yards | 400, Jake Waters at West Virginia (11/20/2014) |

| | |
|--------------------------------------|---|
| Consec. 200-yard passing games | 2, Joe Hubener 289 at Texas Tech (11/14/2015) and 216 vs. Iowa State (11/21/2015) |
|--------------------------------------|---|

| | |
|--------------------------------------|---|
| Consec. 250-yard passing games | 5, Jake Waters 291 at TCU (11/8/2014); 400 at West Virginia (11/20/2014); 294 vs. Kansas (11/29/2014); 300 at Baylor (12/6/2014); 338 vs. UCLA (1/2/2015) |
|--------------------------------------|---|

| | |
|--------------------------------------|--|
| Consec. 300-yard passing games | 2, Jake Waters 300 at Baylor (12/6/2014) and 338 vs. UCLA (1/2/2015) |
|--------------------------------------|--|

THE LAST TIME...

| | |
|-------------------------------------|--|
| Had a pass of 50 or more yards..... | 72 (TD), Alex Delton vs. UTSA (9/15/2018) |
| Had a pass of 60 or more yards..... | 72 (TD), Alex Delton vs. UTSA (9/15/2018) |
| Had a pass of 70 or more yards..... | 72 (TD), Alex Delton vs. UTSA (9/15/2018) |
| Had a pass of 80 or more yards..... | 82 (TD), Jesse Ertz at Texas (10/7/2017) |
| Had a pass of 90 or more yards..... | 90 (TD), Jake Waters vs. Oklahoma (11/23/2013) |

Touchdowns

| | |
|------------------------------------|---|
| Threw 2 or more touchdowns..... | 3, Skylar Thompson at Iowa State (11/24/2018) |
| Threw 3 or more touchdowns..... | 3, Skylar Thompson at Iowa State (11/24/2018) |
| Threw 4 or more touchdowns..... | 4, Jesse Ertz vs. Central Arkansas (9/2/2017) |
| Non-QB threw a touchdown pass..... | Alex Barnes (RB) vs. Iowa State (11/25/2017) |

Interceptions

| | |
|------------------------------------|---|
| Threw 3 or more interceptions..... | 3, Collin Klein at Baylor (11/17/2012) |
| Threw 4 or more interceptions..... | 4, Michael Bishop vs. Purdue (12/29/1998) |
| Threw 5 or more interceptions..... | 5, Carl Straw vs. Iowa (9/10/1988) |

▼ K-STATE INDIVIDUAL RECEIVING

Receptions

| | |
|--------------------------------|---|
| Had 8 or more receptions..... | 10, Isaiah Zuber at West Virginia (9/22/2018) |
| Had 10 or more receptions..... | 10, Isaiah Zuber at West Virginia (9/22/2018) |
| Had 12 or more receptions..... | 13, Tyler Lockett vs. UCLA (1/2/2015) |
| Had 14 or more receptions..... | 14, Tyler Lockett at Baylor (12/6/2014) |

Yards

| | |
|--------------------------------------|--|
| Had 100 or more receiving yards..... | 133, Isaiah Zuber at West Virginia (9/22/2018) |
| Had 125 or more receiving yards..... | 133, Isaiah Zuber at West Virginia (9/22/2018) |
| Had 150 or more receiving yards..... | 166, Byron Pringle at Oklahoma State (11/18/2017) |
| Had 175 or more receiving yards..... | 196, Tyler Lockett at West Virginia (11/20/2014) |
| Had 200 or more receiving yards..... | 278, Tyler Lockett vs. Oklahoma (11/23/2013) |
| Had two 100-yard receivers..... | 121, Byron Pringle and 118, Isaiah Harris vs. UCA (9/2/2017) |

| | |
|---------------------------------------|--|
| Consec. 100-yard receiving games..... | 2, Isaiah Zuber 144 vs. UTSA (9/15/2018) and 133 at West Virginia (9/22/2018) |
| Consec. 125-yard receiving games..... | 2, Isaiah Zuber 144 vs. UTSA (9/15/2018) and 133 at West Virginia (9/22/2018) |
| Consec. 150-yard receiving games..... | 2, Tyler Lockett 158 at Baylor (12/6/2014) and 164 vs. UCLA (1/2/2015) |
| Consec. 175-yard rushing games..... | 2, Tyler Lockett 196 at TCU (11/8/2014) and 196 at West Virginia (11/20/2014) |

| | |
|--|--|
| Had a reception of 50 or more yards..... | 72 (TD), Isaiah Zuber vs. UTSA (9/15/2018) |
| Had a reception of 60 or more yards..... | 72 (TD), Isaiah Zuber vs. UTSA (9/15/2018) |
| Had a reception of 70 or more yards..... | 72 (TD), Isaiah Zuber vs. UTSA (9/15/2018) |
| Had a reception of 80 or more yards..... | 82 (TD), Dalton Schoen at Texas (10/7/2017) |
| Had a reception of 90 or more yards..... | 90 (TD), Tyler Lockett vs. Oklahoma (11/23/2013) |

Touchdowns

| | |
|--|---|
| Had 2 or more touchdown receptions..... | 2, Malik Knowles vs. Bowling Green (9/7/2019) |
| Had 3 or more touchdown receptions..... | 3, Byron Pringle at Oklahoma State (11/18/2017) |
| Had two players with 2 or more touchdown receptions..... | 2, Tyler Lockett and 2, Curry Sexton vs. Texas Tech (10/4/2014) |

▼ K-STATE MISCELLANEOUS OFFENSE

| | |
|--|---|
| Have two 100-yard rushers and a 100-yard receiver..... | Jesse Ertz (170 rush), Justin Silmon (133 rush) and Byron Pringle (126 rec) at TCU (12/3/2016) |
| Have a 100-yard rusher and two 100-yard receivers..... | Jake Waters (105 rush), Curry Sexton (128 rec) and Tyler Lockett (125 rec) vs. Texas Tech (10/4/2014) |
| Have a 100-yard rusher, 100-yard receiver and 300-yard passer..... | James Johnson (129 rush) Jordy Nelson (125 rec), Deon Murphy (106 rec) and Josh Freeman (320 pass) at NU (11/10/2007) |
| Have a player with 300 yards passing and 100 yards rushing..... | Michael Bishop (341 pass/101 rush) vs. Texas A&M (12/5/1998) |
| Have a player with 100 yards passing and rushing..... | Alex Delton (142 rush/144 pass) vs. Oklahoma (10/21/2017) |
| Have a player with 300 or more yards of total offense..... | 368, Jesse Ertz (333 pass/35 rush) vs. Central Arkansas (9/2/2017) |
| Have a player with 400 or more yards of total offense..... | 413, Jake Waters (400 pass/13 rush) at West Virginia (11/20/2014) |

| | |
|--|--|
| Have a player with 300 or more all-purpose yards..... | 321, Tyler Lockett (196 rec/66 pr/59 kr) at West Virginia (11/20/2014) |
| Have a player with 6 or more touchdowns responsible for..... | 7, Collin Klein (3 pass/4 rush) at West Virginia (10/20/2012) |
| Have a player with 4 or more touchdowns scored..... | 4, Alex Barnes (4 rush) vs. Oklahoma State (10/13/2018) |

| | |
|--|---|
| Game-winning TD with less than 1:00..... | 0:00, S. Thompson to I. Zuber vs. Iowa St. (11/25/2017) |
| Game-winning TD in overtime..... | Byron Pringle at Texas Tech (11/4/2017) |
| Walk-off TD in overtime..... | Collin Klein vs. Texas A&M (11/12/2011) |
| Two-point Conversion..... | Alex Barnes vs. South Dakota (9/1/2018) |
| TD on an offensive fumble recovery..... | Tramaine Thompson (0 yds) vs. Texas A&M (11/12/2011) |

▼ K-STATE TEAM DEFENSE

Total Defense

| | |
|-------------------------------------|---|
| Allow 250 or fewer total yards..... | 140 (61 rush/79 pass), vs. Bowling Green (9/7/2019) |
| Allow 200 or fewer total yards..... | 140 (61 rush/79 pass), vs. Bowling Green (9/7/2019) |
| Allow 150 or fewer total yards..... | 140 (61 rush/79 pass), vs. Bowling Green (9/7/2019) |
| Allow 100 or fewer total yards..... | 53 (46 rush/5 pass), vs. Ball State (9/16/2000) |

| | |
|------------------------------------|---|
| Allow 450 or more total yards..... | 493 (156 rush/337 pass), at Iowa State (11/24/2018) |
| Allow 500 or more total yards..... | 702 (322 rush/380 pass), at Oklahoma (10/27/2018) |
| Allow 550 or more total yards..... | 702 (322 rush/380 pass), at Oklahoma (10/27/2018) |
| Allow 600 or more total yards..... | 702 (322 rush/380 pass), at Oklahoma (10/27/2018) |

Rushing Defense

| | |
|---|-------------------------------------|
| Allowed 100 or fewer rushing yards..... | 61, vs. Bowling Green (9/7/2019) |
| Allowed 50 or fewer rushing yards..... | 31, vs. Texas Tech (11/17/2018) |
| Allowed 10 or fewer rushing yards..... | 10, vs. Eastern Kentucky (9/3/2011) |
| Allowed negative rushing yards..... | -13, vs. Texas A&M (10/17/2009) |

| | |
|--|---------------------------------------|
| Allowed 250 or more rushing yards..... | 322, at Oklahoma (10/27/2018) |
| Allowed 300 or more rushing yards..... | 322, at Oklahoma (10/27/2018) |
| Allowed 350 or more rushing yards..... | 384, vs. Mississippi State (9/8/2018) |
| Allowed 400 or more rushing yards..... | 451 vs. Nebraska (10/7/2010) |

Rushing Touchdown Defense

| | |
|---|----------------------------------|
| Did not allow a rushing touchdown..... | vs. Bowling Green (9/7/2019) |
| Did not allow a rushing touchdown in consec. games..... | vs. Kansas and Texas Tech (2018) |

| | |
|---|-----------------------------|
| Allowed 3 or more rushing touchdowns..... | 3, at Oklahoma (10/27/2018) |
| Allowed 4 or more rushing touchdowns..... | 5, vs. Arkansas (1/2/2015) |
| Allowed 5 or more rushing touchdowns..... | 5, vs. Arkansas (1/2/2015) |

Passing Defense

| | |
|---|----------------------------------|
| Allowed 200 or fewer passing yards..... | 79, vs. Bowling Green (9/7/2019) |
| Allowed 100 or fewer passing yards..... | 79, vs. Bowling Green (9/7/2019) |
| Allowed 50 or fewer passing yards..... | 5, vs. Ball State (9/16/2000) |

| | |
|--|-------------------------------------|
| Allowed 350 or more passing yards..... | 380, at Oklahoma (10/27/2018) |
| Allowed 400 or more passing yards..... | 425, at Oklahoma State (11/18/2017) |
| Allowed 450 or more passing yards..... | 457, vs. Oklahoma State (11/5/2016) |

Passing Touchdown Defense

| | |
|---|--|
| Did not allow a passing touchdown..... | vs. Bowling Green (9/7/2019) |
| Did not allow a passing touchdown in consec. games..... | vs. Nicholls; vs. Bowling Green (2019) |

| | |
|---|---------------------------------|
| Allowed 3 or more passing touchdowns..... | 3, at Oklahoma (10/27/2018) |
| Allowed 4 or more passing touchdowns..... | 5, at West Virginia (9/22/2018) |
| Allowed 5 or more passing touchdowns..... | 5, at West Virginia (9/22/2018) |

THE LAST TIME...

Tackles for Loss

| | |
|--------------------------------|----------------------------------|
| Recorded 8 or more TFLs | 8.0, vs. Texas Tech (11/17/2018) |
| Recorded 10 or more TFLs | 11.0, at TCU (12/3/2016) |
| Recorded 11 or more TFLs | 11.0, at TCU (12/3/2016) |
| Recorded 12 or more TFLs | 12.0, vs. Texas A&M (10/17/2009) |
| Recorded 13 or more TFLs | 13.0, vs. Baylor (10/27/2007) |
| Recorded 14 or more TFLs | 14.0, vs. Baylor (11/1/2003) |
| Did not have a TFL | at Iowa State (10/13/2012) |

Sacks

| | |
|--------------------------------|-------------------------------------|
| Recorded 4 or more sacks | 4.0, vs. Texas Tech (11/17/2018) |
| Recorded 6 or more sacks | 6.0, vs. Louisiana Tech (9/19/2015) |
| Recorded 7 or more sacks | 8.0, vs. Baylor (11/1/2003) |
| Recorded 8 or more sacks | 8.0, vs. Baylor (11/1/2003) |
| Recorded 9 or more sacks | 9.0, at Kansas (10/7/2000) |
| Did not have a sack | vs. Nicholls (8/31/2019) |

Forced Turnovers

| | |
|-----------------------------------|--------------------------------|
| Recovered 3 or more fumbles | 3, vs. Iowa State (11/21/2015) |
| Recovered 4 or more fumbles | 4, vs. Iowa State (11/21/2015) |
| Recovered 5 or more fumbles | 5, at Kansas (11/2/2002) |

| | |
|---|---------------------------------|
| Intercepted 3 or more interceptions | 3, at West Virginia (9/22/2018) |
| Intercepted 4 or more interceptions | 4, vs. Texas Tech (10/4/2014) |
| Intercepted 5 or more interceptions | 5, vs. Texas (11/6/2010) |

| | |
|----------------------------------|---------------------------|
| Forced 5 or more turnovers | 6, at Kansas (11/30/2013) |
| Forced 6 or more turnovers | 6, at Kansas (11/30/2013) |

First Downs Allowed

| | |
|---------------------------------------|---------------------------------|
| Allowed 15 or fewer first downs | 5, vs. Bowling Green (9/7/2019) |
| Allowed 10 or fewer first downs | 5, vs. Bowling Green (9/7/2019) |
| Allowed 5 or fewer first downs | 5, vs. Bowling Green (9/7/2019) |

| | |
|--------------------------------------|--|
| Allowed 25 or more first downs | 32 (15r/15p/2pn), at Oklahoma (10/27/2018) |
| Allowed 30 or more first downs | 32 (15r/15p/2pn), at Oklahoma (10/27/2018) |
| Allowed 35 or more first downs | 38 (17r/19p/2pn), at Baylor (10/6/2018) |

Team Defensive Miscellaneous

| | |
|--|---------------------------------------|
| Scored a safety | vs. Texas Tech (11/17/2018) |
| Scored two safeties | at Nebraska (11/12/2005) |
| Scored two safeties in one quarter | at Nebraska; 3rd quarter (11/12/2005) |

▼ K-STATE INDIVIDUAL DEFENSE

Tackles

| | |
|------------------------------|--|
| Had 10 or more tackles | 12, Eli Walker and 11, Justin Hughes at Baylor (10/6/2018) |
| Had 12 or more tackles | 12, Eli Walker at Baylor (10/6/2018) |
| Had 13 or more tackles | 13, Jayd Kirby vs. Oklahoma (10/21/2017) |
| Had 14 or more tackles | 14, D.J. Reed at Iowa State (10/29/2016) |
| Had 15 or more tackles | 17, Charmeachealle Moore vs. West Virginia (12/5/2015) |

Tackles for Loss

| | |
|--------------------------------------|---|
| Had 3 or more tackles for loss | 3.0, Reggie Walker vs. Texas Tech (11/17/2018) |
| Had 4 or more tackles for loss | 4.0, Jayd Kirby at Kansas (10/28/2017) |
| Had 5 or more tackles for loss | 5.0, Ian Campbell vs. Illinois State (9/2/2006) |

Sacks

| | |
|----------------------|---|
| Had 2 or sacks | 2.0, Reggie Walker and Wyatt Hubert vs. Texas Tech (11/17/2018) |
| Had 3 or sacks | 3.5, Jordan Willis vs. Louisiana Tech (9/19/2015) |
| Had 4 or sacks | 4.0, Chris Johnson at Missouri (11/18/2000) |

Interceptions

| | |
|------------------------------------|---|
| Intercepted 2 or more passes | 2, Kevion McGee at Iowa State (11/24/2018) |
| Intercepted 3 or more passes | 3, Allen Chapman vs. Oklahoma State (11/3/2012) |
| Intercepted 4 or more passes | 4, Jaime Mendez vs. Temple (9/26/1992) |

Pass Breakups

| | |
|-----------------------------------|---|
| Had 3 or more pass breakups | 4, Kevion McGee vs. South Dakota (9/1/2018) |
| Had 4 or more pass breakups | 4, Kevion McGee vs. South Dakota (9/1/2018) |
| Had 5 or more pass breakups | 6, Terence Newman at Oklahoma (9/29/2001) |

Fumbles

| | |
|-----------------------------------|--|
| Forced 2 or more fumbles | 2, Reggie Walker vs. Texas Tech (11/17/2018) |
| Recovered 2 or more fumbles | 2, Ian Campbell vs. Baylor (10/27/2007) |

Scoring

| | |
|-------------------------------------|---|
| TD on an interception return | Duke Shelley (25 yards) at Texas Tech (11/4/2017) |
| TD on a fumble return | Jonathan Alexander (25 yards) vs. Nicholls (8/31/2019) |
| Safety via tackle in end zone | Steven Cline vs. Missouri (11/19/2005) |

▼ K-STATE INDIVIDUAL SPECIAL TEAMS

Kickoff Returns

| | |
|---------------------------------|---|
| Had 150 or more KOR yards | 152, D.J. Reed at Kansas (10/28/2017) |
| Had 200 or more KOR yards | 201, Morgan Burns vs. West Virginia (12/5/2015) |

| | |
|---|--|
| TD on a kickoff return | Byron Pringle (89 yds) at Oklahoma State (11/18/2017) |
| Had 2 or more KOR touchdowns | 2, Brandon Banks (91 and 92 yds) vs. Tenn. Tech (9/26/2009) |
| Had KOR touchdowns in consec. games | 2, Morgan Burns (93 yds) at Texas Tech and (100 yds) vs. Iowa State (2015) |
| Had a KOR touchdown to open a game | Morgan Burns (100 yds) vs. South Dakota (9/5/2015) |

Punt Returns

| | |
|---|---|
| Had 75 or more punt return yards | 97, Isaiah Zuber vs. South Dakota (9/1/2018) |
| Had 100 or more punt return yards | 103, D.J. Reed vs. West Virginia (11/11/2017) |
| Had 125 or more punt return yards | 143, Tyler Lockett vs. UTEP (9/27/2014) |
| Had 150 or more punt return yards | 172, David Allen vs. Texas (9/18/1998) |

| | |
|--|--|
| TD on a punt return | Isaiah Zuber (85 yds) vs. South Dakota (9/1/2018) |
| Had punt return TDs in consec. games | 2, Aaron Lockett (69 yds) vs. Louisiana Tech and (84 yds) vs. Ball State (2000) |
| Had punt return TDs in 3 consec. games | 3, David Allen (63 yds) vs. Indiana State; (69 yds) vs. Northern Illinois; (93 yds) vs. Texas (1998) |

Field Goals/PATs

| | |
|---|--|
| Had 3 or more field goals | 4, Blake Lynch vs. Texas Tech (11/17/2018) |
| Had 4 or more field goals | 4, Blake Lynch vs. Texas Tech (11/17/2018) |
| Had 5 or more field goals | 5, Jamie Rheem at Texas (10/2/1999) |
| Game-winning FG with less than one minute | 0:03 (42 yds), Jack Cantele vs. ISU (11/21/2015) |

| | |
|---------------------------------|--|
| Made a 47-yd FG or longer | 51, Matthew McCrane vs. TCU (10/14/2017) |
| Made a 48-yd FG or longer | 51, Matthew McCrane vs. TCU (10/14/2017) |
| Made a 49-yd FG or longer | 51, Matthew McCrane vs. TCU (10/14/2017) |
| Made a 50-yd FG or longer | 51, Matthew McCrane vs. TCU (10/14/2017) |
| Made a 51-yd FG or longer | 51, Matthew McCrane vs. TCU (10/14/2017) |
| Made a 52-yd FG or longer | 54, Matthew McCrane at Texas (10/7/2017) |
| Made a 53-yd FG or longer | 54, Matthew McCrane at Texas (10/7/2017) |
| Made a 54-yd FG or longer | 54, Matthew McCrane at Texas (10/7/2017) |
| Made a 55-yd FG or longer | 55, Jeff Snodgrass vs. North Texas (9/24/2005) |

Made 5 or more PATs7, Blake Lynch vs. Bowling Green (9/7/2019)

Made 6 or more PATs7, Blake Lynch vs. Bowling Green (9/7/2019)

Made 7 or more PATs7, Blake Lynch vs. Bowling Green (9/7/2019)

Made 8 or more PATs

Blocked Kicks/Onside Kick

| | |
|-----------------------------------|--|
| Blocked an extra point | Jordan Willis at Oklahoma State (10/3/2015) |
| Blocked a field goal | Reggie Walker vs. Baylor (9/30/2017) |
| Blocked a punt | Brock Monty vs. Texas Tech (11/17/2018) |
| Had 2 or more blocked kicks | 2, Raphael Guidry (2 FGs) at Texas Tech (10/15/2011) |
| TD on blocked field goal | Kip Daily (65 yds) at Oklahoma State (10/5/2013) |
| TD on blocked punt return | Morgan Burns (0 yds) at Kansas (11/28/2015) |
| Defensive extra point | Nigel Malone (68-yd blocked XP return) vs. Arkansas (1/6/2012) |
| Recovered an onside kick | Jayd Kirby at Stanford (9/2/2016) |

THE LAST TIME...

▼ OPPONENT INDIVIDUAL RUSHING

Attempts

Had 25 or more rushing attempts 25, Wendell Smallwood, West Virginia (12/5/2015)
 Had 30 or more rushing attempts 31, Brennan Clay, Oklahoma (11/23/2013)

Yards

Rushed for 100 or more yards 149, David Montgomery, Iowa State (11/24/2018)
 Rushed for 150 or more yards 211, Kylin Hill/159, Nick Fitzgerald, Miss. State (9/8/2018)
 Rushed for 200 or more yards 221, Kyline Hill, Mississippi State (9/8/2018)
 Had two 100-yard rushers 221, Kylin Hill and 159, Nick Fitzgerald, Miss. State (9/8/2018)

Had a run of 60 or more yards 86 (TD), Kennedy Brooks, Oklahoma (10/27/2018)
 Had a run of 70 or more yards 86 (TD), Kennedy Brooks, Oklahoma (10/27/2018)
 Had a run of 80 or more yards 86 (TD), Kennedy Brooks, Oklahoma (10/27/2018)
 Had a run of 90 or more yards 91 (TD), David Thompson, Oklahoma State (11/18/1995)

Touchdowns

Rushed for 3 or more touchdowns 3, David Montgomery, Iowa State (11/24/2018)
 Rushed for 4 or more touchdowns 4, Taylor Martinez, Nebraska (10/7/2010)
 Had two players rush for 2 or more TDs ... 2, Trevone Boykin and 2, Aaron Green, TCU (10/10/2015)

▼ OPPONENT INDIVIDUAL PASSING

Attempts

Had 30 or more pass attempts 34, Peyton Bender, Kansas (11/10/2018)
 Had 40 or more pass attempts 56, Austin Simmons, South Dakota (9/1/2018)
 Had 45 or more pass attempts 56, Austin Simmons, South Dakota (9/1/2018)
 Had 50 or more pass attempts 56, Austin Simmons, South Dakota (9/1/2018)

Completions

Had 20 or more pass completions 20, Brock Purdy, Iowa State (11/24/2018)
 Had 25 or more pass completions 29, Sam Ehlinger, Texas (9/29/2018)
 Had 30 or more pass completions 32, Mason Rudolph, Oklahoma State (11/18/2017)
 Had 40 or more pass completions 45, Patrick Mahomes, Texas Tech (10/8/2016)

Yards

Threw for 250 or more yards 337, Brock Purdy, Iowa State (11/24/2018)
 Threw for 300 or more yards 337, Brock Purdy, Iowa State (11/24/2018)
 Threw for 350 or more yards 352, Kyler Murray, Oklahoma (10/27/2018)
 Threw for 400 or more yards 425, Mason Rudolph, Oklahoma State (11/18/2017)

Had a pass of 50 or more yards 65 (TD), Brock Purdy, Iowa State (11/24/2018)
 Had a pass of 60 or more yards 65 (TD), Brock Purdy, Iowa State (11/24/2018)
 Had a pass of 70 or more yards 82 (TD), Kyler Murray, Oklahoma (10/27/2018)
 Had a pass of 80 or more yards 82 (TD), Kyler Murray, Oklahoma (10/27/2018)
 Had a pass of 90 or more yards 95 (TD), Carter Stanley, Kansas (11/26/2016)

Touchdowns

Threw 3 or more touchdowns 3, Kyler Murray, Oklahoma (10/27/2018)
 Threw 4 or more touchdowns 5, Will Grier, West Virginia (9/22/2018)

▼ OPPONENT INDIVIDUAL RECEIVING

Receptions

Had 8 or more receptions 10, David Sills V, West Virginia (9/22/2018)
 Had 10 or more receptions 10, David Sills V, West Virginia (9/22/2018)
 Had 12 or more receptions 13, Gary Jennings Jr., West Virginia (11/11/2017)
 Had 14 or more receptions 15, Sterling Shepard, Oklahoma (10/18/2014)

Yards

Had 100 or more receiving yards 144, Hakeem Butler, Iowa State (11/24/2018)
 Had 150 or more receiving yards 160, CeeDee Lamb, Oklahoma (10/27/2018)
 Had 200 or more receiving yards 233, Steven Sims, Kansas (10/28/2017)
 Had two 100-yard receivers 128, Jordan Lasley/119, Theo Howard, UCLA (12/26/2017)

Touchdowns

Had 2 or more touchdown receptions 2, CeeDee Lamb, Oklahoma (10/27/2018)
 Had 3 or more touchdown receptions 3, David Sills V, West Virginia (9/22/2018)
 Had 2 players with 2 or more TD catches Ka'Raun White (2) and David Sills V (2), WVU (11/11/2017)

▼ OPPONENT INDIVIDUAL DEFENSE

Tackles

Had 10 or more tackles 11, Allen Pittman, Nicholls (8/31/2019)
 Had 12 or more tackles 12, LaDarius Wiley, Vanderbilt (9/16/2017)
 Had 13 or more tackles 13, J.J. Gaines, Texas Tech (11/14/2015)
 Had 14 or more tackles 18, Bryce Hager, Baylor (10/12/2013)
 Had 15 or more tackles 18, Bryce Hager, Baylor (10/12/2013)

Tackles for Loss

Had 3 or more tackles for loss 4.0, L.J. Collier, TCU (11/3/2018)
 Had 4 or more tackles for loss 4.0, L.J. Collier, TCU (11/3/2018)

Sacks

Had 2 or sacks 2.0, Willie Harvey, Iowa State (11/24/2018)
 Had 3 or sacks 3.0, Deon Hollins, UCLA (1/2/2015)
 Had 4 or sacks 4.0, Mike Mamula, Boston College (12/25/1994)

Interceptions/Pass Breakups

Intercepted 2 or more passes 2, Zack Sanchez, Oklahoma (10/17/2015)
 Had 3 or more pass breakups 3, Joejuan Williams, Vanderbilt (9/16/2017)
 Had 4 or more pass breakups 4, Michael Thompson, Oklahoma (12/2/2000)

Fumbles

Forced 2 or more fumbles 2, Phillip Powell, South Dakota (9/1/2018)
 Recovered 2 or more fumbles 2, Jacques Smith, Missouri (11/13/2010)

Scoring

TD on an interception return Alex Gray (25 yds), South Dakota (9/1/2018)
 TD on a fumble return Mike Rose (21 yds), Iowa State (11/24/2018)
 Safety via tackle in end zone Charles Omenihu, Texas (9/29/2018)

▼ OPPONENT INDIVIDUAL SPECIAL TEAMS

Kickoff Returns

Had 125 or more KOR yards 125, Kene Nwangwu, Iowa State (11/24/2018)
 Had 150 or more KOR yards 199, Tavon Austin, West Virginia (10/20/2012)
 TD on a kickoff return Darryl Surgent (100 yds), Louisiana (9/7/2013)

Punt Returns

Had 75 or more punt return yards 90, D'Shawn Jamison, Texas (9/29/2018)
 Had 100 or more punt return yards 103, Danny Amendola, Texas Tech (10/30/2004)
 TD on a punt return D'Shawn Jamison (90 yds), Texas (9/29/2018)

Field Goals

Had 3 or more field goals 3, Austin Seibert, Oklahoma (10/27/2018)
 Had 4 or more field goals 4, Jonathan Barnes, Louisiana Tech (9/19/2015)
 Game-winning FG with less than one minute 0:32 (37 yds), Ben Grogan, OSU (10/3/2015)

Blocked Kicks/Onside Kick

Blocked an extra point Myles Garrett, Texas A&M (12/28/2016)
 Blocked a field goal Kyle Rose, West Virginia (11/20/2014)
 Blocked a punt Jordan Sterns, Oklahoma State (11/1/2014)
 TD on blocked punt return D.J. Adeoba (26 yds), Massachusetts (9/5/2009)
 Defensive extra point Darrent Williams (85-yd blocked XP return), Oklahoma St. (10/12/2002)
 Recovered an onside kick Kansas (11/26/2016)

▼ RECORDS WATCH

▼ TEAM

TOTAL OFFENSIVE YARDS [GAME]

| Rk | Opponent, Date | Yards |
|----|-------------------------------|-------|
| 1. | vs. North Texas, 9/24/2005 | 658 |
| 2. | vs. Bowling Green, 9/27/97 | 638 |
| 3. | vs. Louisiana-Monroe, 9/26/98 | 607 |
| 4. | vs. Akron, 9/23/95 | 590 |
| 5. | vs. Iowa State, 11/4/2000 | 583 |
| 6. | vs. South Dakota, 9/18/82 | 574 |
| 7. | vs. Nicholls, 8/31/2019 | 573 |
| | vs. Iowa State, 10/24/98 | 573 |

FOURTH QUARTER POINTS

| Rk | Opponent, Date | Yards |
|----|--|-------|
| 1. | vs. Missouri State, 9/1/2012 | 35 |
| 2. | vs. Colorado, 11/17/84 | 24 |
| 3. | Many Times (Last: vs. Nicholls, 8/31/2019) | 21 |

▼ INDIVIDUAL

CAREER COMPLETION PERCENTAGE [MIN. 200 ATT]

| Rk | Player, Years | Cpl | Att | Pct |
|----|--------------------------|-----|-----|-------|
| 1. | Jake Waters, 2013-14 | 421 | 657 | 64.08 |
| 2. | Carson Coffman, 2007-10 | 270 | 426 | 63.38 |
| 3. | Matt Miller, 1994-95 | 158 | 252 | 62.70 |
| 4. | Collin Klein, 2009-12 | 370 | 604 | 61.26 |
| 5. | Skylar Thompson, 2017-19 | 199 | 326 | 61.04 |

CAREER COMPLETION PERCENTAGE [MIN. 300 ATT]

| Rk | Player, Years | Cpl | Att | Pct |
|----|--------------------------|-----|-------|-------|
| 1. | Jake Waters, 2013-14 | 421 | 657 | 64.08 |
| 2. | Carson Coffman, 2007-10 | 270 | 426 | 63.38 |
| 3. | Collin Klein, 2009-12 | 370 | 604 | 61.26 |
| 4. | Skylar Thompson, 2017-19 | 199 | 326 | 61.04 |
| 5. | Josh Freeman, 2006-08 | 680 | 1,151 | 59.08 |
| | Brian Kavanagh, 1993-96 | 205 | 348 | 58.91 |

CAREER PASSING YARDS

| Rk | Player, Years | Yds |
|-----|--------------------------|-------|
| 1. | Josh Freeman, 2006-08 | 8,078 |
| 2. | Lynn Dickey, 1968-70 | 6,208 |
| 3. | Jake Waters, 2013-14 | 5,970 |
| 4. | Chad May, 1993-94 | 5,253 |
| 5. | Carl Straw, 1987-90 | 5,223 |
| 13. | Carson Coffman, 2007-10 | 3,224 |
| 14. | Jesse Ertz, 2014-17 | 2,685 |
| 15. | Dan Manucci, 1977-78 | 2,505 |
| 16. | Skylar Thompson, 2017-19 | 2,443 |

CAREER PASSING EFFICIENCY

| Rk | Player, Years | Rating (C-A, Yds, TDs, INTs) |
|-----|------------------------------------|----------------------------------|
| 1. | Jake Waters, 2013-14 | 155.6 (421-657, 5,970, 40, 16) # |
| 2. | Matt Miller, 1994-95 | 152.6 (158-252, 2,096, 22, 11) |
| 3. | Michael Bishop, 1997-98 | 147.6 (244-480, 4,401, 36, 12) |
| 4. | Collin Klein, 2009-12 | 138.4 (370-604, 4,724, 30, 15) |
| 5. | Skylar Thompson, 2017-18 | 136.91 (199-326, 2,443, 17, 7) |
| 6. | Brian Kavanagh, 1993-96 | 135.4 (205-348, 2,352, 25, 7) |
| 7. | Carson Coffman, 2007-10 | 134.0 (270-426, 3,224, 17, 13) |
| 8. | Jonathan Beasley, 1996-97, 99-2000 | 132.7 (259-544, 4,642, 33, 18) |
| 9. | Chad May, 1993-94 | 131.9 (385-687, 5,253, 34, 16) |
| 10. | Jesse Ertz, 2014-17 | 129.5 (207-364, 2,685, 16, 7) |

CAREER YARDS PER RECEPTION

| Rk | Player, Years | Rec | Yds | Avg. |
|-----|------------------------------|-----|-------|-------|
| 1. | Quincy Morgan, 1999-2000 | 106 | 2,173 | 20.50 |
| 2. | Byron Pringle, 2016-17 | 69 | 1,355 | 19.64 |
| 3. | James Terry, 2002-03 | 92 | 1,793 | 19.49 |
| 4. | Dalton Schoen, 2016-19 | 59 | 1,067 | 18.08 |
| 5. | Charlie Green, 1976-78 | 81 | 1,441 | 17.79 |
| 6. | Aaron Lockett, 1998-2001 | 137 | 2,400 | 17.52 |
| 7. | Russ Campbell, 1989-91 | 67 | 1,150 | 17.16 |
| 8. | Mike Wallace, 1981-84 | 92 | 1,549 | 16.84 |
| 9. | John Liebe, 1976-77, 1979-80 | 69 | 1,149 | 16.65 |
| 10. | Andre Coleman, 1990-93 | 95 | 1,556 | 16.38 |

CAREER 1,000-YARD RECEIVERS

| Rk | Player, Years | Yds |
|-----|------------------------------|-------|
| 1. | Tyler Lockett, 2011-14 | 3,710 |
| 2. | Kevin Lockett, 1993-96 | 3,032 |
| 3. | Jordy Nelson, 2005-07 | 2,822 |
| 4. | Michael Smith, 1988-91 | 2,457 |
| 5. | Aaron Lockett, 1998-2001 | 2,400 |
| 22. | Isaiah Zuber, 2016-18 | 1,321 |
| 23. | Mack Herron, 1968-69 | 1,244 |
| 24. | Jeron Mastrud, 2006-09 | 1,219 |
| 25. | Deon Murphy, 2007-08 | 1,160 |
| 26. | Russ Campbell, 1988-91 | 1,150 |
| 27. | John Liebe, 1976-77, 1979-80 | 1,149 |
| 28. | Yamon Figurs, 2004-06 | 1,144 |
| 29. | Tyson Schwieger, 1992-95 | 1,122 |
| 30. | Deante Burton, 2013-16 | 1,085 |
| 31. | Dalton Schoen, 2017-18 | 1,067 |

CAREER FIELD GOAL PERCENTAGE [MIN. 20 ATT]

| Rk | Player, Years | FG | FGA | Pct |
|----|----------------------------------|----|-----|------|
| 1. | Matthew McCrane, 2014-17 | 57 | 66 | 86.4 |
| 2. | Jamie Rheem, 1996-97, 99-2000 | 39 | 49 | 79.6 |
| 3. | Jack Cantele, 2013-15 | 28 | 36 | 77.8 |
| 4. | Brooks Rossman, 2007-08 | 31 | 40 | 77.5 |
| 5. | Martin Gramatica, 1994-95, 97-98 | 54 | 70 | 77.1 |
| | Blake Lynch, 2018 | 15 | 18 | 83.3 |

CAREER TACKLES FOR LOSS

| Rk | Player, Years | TFL | Yds |
|-----|----------------------------|------|-----|
| 1. | Reggie Singletary, 1981-83 | 60.0 | 298 |
| 2. | Darren Howard, 1996-99 | 54.0 | 255 |
| 3. | Mark Simoneau, 1996-99 | 52.0 | 200 |
| 4. | Jeff Kelly, 1997-98 | 47.0 | 192 |
| 5. | Ben Leber, 1998-2001 | 46.0 | 166 |
| | Nyle Wiren, 1993-96 | 46.0 | 197 |
| 7. | Monty Beisel, 1997-2000 | 45.0 | 224 |
| 8. | James Walker, 1978-80 | 41.0 | 198 |
| 9. | Jordan Willis, 2013-16 | 40.5 | 202 |
| 10. | Chris Johnson, 1997-2000 | 39.0 | 176 |
| | Tim Colston, 1992-95 | 39.0 | 146 |
| | Reggie Walker, 2016-18 | 30.0 | 133 |

CAREER SACKS

| Rk | Player, Years | Sacks | Yds |
|-----|--------------------------|-------|-----|
| 1. | Darren Howard, 1996-99 | 29.5 | 203 |
| 2. | Nyle Wiren, 1993-96 | 27.5 | 148 |
| 3. | Jordan Willis, 2013-16 | 26.0 | 164 |
| 4. | Dirk Ochs, 1993-95 | 24.0 | 139 |
| 5. | Monty Beisel, 1997-2000 | 22.0 | 182 |
| 6. | Ian Campbell, 2005-08 | 20.5 | 126 |
| | Ryan Mueller, 2011-14 | 20.5 | 123 |
| 8. | Andrew Shull, 2000-03 | 20.0 | 141 |
| 9. | Chris Johnson, 1997-2000 | 18.5 | 126 |
| 10. | Tim Colston, 1992-95 | 18.0 | 91 |
| | Reggie Walker, 2016-18 | 16.0 | 99 |

CAREER FORCED FUMBLES

| Rk | Player, Years | FF |
|----|----------------------------|----|
| 1. | Darren Howard, 1996-99 | 9 |
| | Grady Newton, 1983-87 | 9 |
| 3. | Reggie Walker, 2016-18 | 8 |
| | Mark Simoneau, 1996-99 | 8 |
| | Reggie Singletary, 1981-83 | 8 |

CAREER BLOCKED KICKS

| Rk | Player, Years | Blks |
|----|----------------------------|------|
| 1. | Travis Britz, 2013-15 | 5 |
| | Raphael Guidry, 2011 | 5 |
| 3. | Rashad Washington, 2000-03 | 4 |
| | Brice Libel, 1997-2000 | 4 |
| | Chuck Marlowe, 1993-95 | 4 |
| | Jaime Mendez, 1990-93 | 4 |
| | Michael Kuhn, 1969-70 | 4 |
| | Brock Monty, 2017-18 | 2 |