

# GAME 2

# K-STATE FOOTBALL

/// 18/18 MISSISSIPPI STATE at RV/RV K-STATE ///

Sept. 8, 2018 • Bill Snyder Family Stadium • Manhattan, Kan.

## KANSAS STATE WILDCATS



1-0, 0-0 Big 12

## MISSISSIPPI STATE BULLDOGS



1-0, 0-0 SEC

### /// THE BASICS ///

**Record**.....1-0 (0-0 Big 12)  
**Ranking (AP/Coaches)**.....rv/rv  
**Last Game**.....Sept. 1, 2018  
Defeated South Dakota, 27-24  
**Coach**.....Bill Snyder  
**Career Record**...211-110-1 (27th)  
**Career Conf. Record**...123-84-1

**Record**.....1-0 (0-0 SEC)  
**Ranking (AP/Coaches)**.....18/18  
**Last Game**.....Sept. 1, 2018  
Defeated Stephen F. Austin, 63-6  
**Coach**.....Joe Moorhead  
**Career Record**.....39-13 (5th)  
**Record at MSU**.....1-0 (1st)

### /// STATISTICAL LEADERS ///

**Rushing**.....Alex Barnes  
21 att, 103 yds, 0 TD  
**Passing**.....Skylar Thompson  
8-14, 61 yds, 1 TD, 1 INT  
**Receiving**.....Isaiah Zuber  
5 rec, 68 yds, 1 TD  
**Tackling**.....Duke Shelley  
8 tackles  
**Sacks**.....Reggie Walker  
1.0 sacks  
**Interceptions**.....None

**Rushing**.....Keytaon Thompson  
10 att, 109 yds, 2 TD  
**Passing**.....Keytaon Thompson  
13-31, 364 yds, 5 TD, 0 INT  
**Receiving**.....Osirus Mitchell  
2 rec, 114 yds, 2 TD  
**Tackling**.....Johnathan Abram  
8 tackles  
**Sacks**.....Montez Sweat  
2.0 sacks  
**Interceptions**.....C.J. Morgan  
1 interception

### /// INSIDE THE SERIES ///

**Overall**.....1-1  
**In Manhattan**.....1-0  
**In Starkville**.....0-1  
**Current Streak**.....Won 1  
**Longest Win Streak**.....1

**Most K-State Pts**.....21 (1977)  
**Most MSU Pts**.....24 (1977)  
**3 Points or Less**.....0-0  
**7 Points or Less**.....1-1  
**Biggest Win**...21-24 (1977 (MSU forfeit))

### /// ON THE AIR ///

## TELEVISION

**ESPN**  
Mark Jones (Play-by-Play)  
Dusty Dvoracek (Analyst)  
Molly McGrath (Analyst)



## RADIO

**K-State Sports Network**  
Wyatt Thompson (Play-by-Play)  
Stan Weber (Analyst)  
Matt Walters (Sidelines)



## SATELLITE RADIO

Sirius Channel 134  
XM Channel 199



## WILDCATS WELCOME NO. 18 BULLDOGS TO MANHATTAN

Following a come-from-behind win over South Dakota in the season opener, K-State hosts 18th-ranked Mississippi State at 11 a.m., Saturday morning in a Big 12/SEC battle at Bill Snyder Family Stadium. The contest will be shown nationally on ESPN with **mark Jones** (play-by-play), **Dusty Dvoracek** (analyst) and **Molly McGrath** (sideline) on the call.

The game can be heard across the 39-station K-State Sports Network with **Wyatt Thompson** (play-by-play), former K-State quarterback **Stan Weber** (analyst) and **Matt Walters** (sidelines) calling the action. The game will also be on Sirius channel 134, XM Channel 199 and in addition to the TuneIn app. Live stats are available at k-statesports.com, and Twitter updates (@KStateFB) will also be a part of the coverage.

## A LOOK AT K-STATE

- K-State boasts 35 returning letterwinners – including 14 starters – from a team that went 8-5 in 2017 and has won its last four games dating back to last season.
- Although **Bill Snyder** is back for a 27th year, he is flanked by two new coordinators in **Andre Coleman** (offense) and **Blake Seiler** (defense), two of the seven assistants on staff that played and graduated from Kansas State.
- K-State played both **Skylar Thompson** (started) and **Alex Delton** last week against South Dakota with Thompson leading the Cats to his third fourth-quarter comeback win in the Wildcats' last six total games.
- The running game is solidified by the Wildcats' leading rusher a year ago, **Alex Barnes**, as well as **Justin Silmon** and **Dalvin Warmack**. Barnes topped 100 yards in the season opener with 103 on 21 carries.
- The Wildcats have the benefit of having all five returning starters along the offensive line back for another year, one of just five FBS teams to return 65-of-65 starts along the offensive line from 2017.
- Wide receiver **Isaiah Zuber** not only caught the game-winning touchdown pass late in the game against USD, but he also returned a punt 85 yards for a score to earn Big 12 Special Teams Player of the Week honors.
- Defensively, K-State held USD to just 77 yards on the ground, while defensive back **Keivon McGee** had four passes defended in the game, the most by a Big 12 defender in week one.
- The Wildcats had to replace their punter and kicker from a year ago, and **Blake Lynch** stepped right in to connect on 4-of-4 field goals in his first action as a Wildcat – which were the most by any kicker in the Big 12 this past week – while punter **Andrew Hicks** averaged 42.7 yards per punt, which included one of 63 yards and another downed inside the 20 yard line.

### /// 2018 SCHEDULE ///

DATE	AP/C OPPONENT (TV)	TIME (CT)
Sept. 1	<b>SOUTH DAKOTA</b> (ESPN3)	W, 27-24
Sept. 8	18/18 <b>MISSISSIPPI STATE</b> (ESPN)	11 a.m.
Sept. 15	<b>UTSA</b> (FSN)	3 p.m.
Sept. 22	at 17/20 <b>West Virginia*</b>	TBA
Sept. 29	23/21 <b>TEXAS*</b>	TBA
Oct. 6	at Baylor*	TBA
Oct. 13	RV/25 <b>OKLAHOMA STATE*</b>	TBA
Oct. 27	at 7/5 <b>Oklahoma*</b>	TBA
Nov. 3	at 16/16 <b>TCU*</b>	TBA
Nov. 10	<b>KANSAS*</b>	TBA
Nov. 17	<b>TEXAS TECH*</b>	TBA
Nov. 24	at RV/RV <b>Iowa State*</b>	TBA

### /// A K-STATE WIN WOULD... ///

- Give the Wildcats a 2-1 edge in the series against Mississippi State.
- Give the Wildcats a victory over a ranked non-conference opponent for the first time since 2002 (USC).
- Give K-State a 56-3 record in September home games under Snyder since 1992.
- Make K-State 68-4 in regular season non-conference home games under Snyder since 1990.
- Make the Wildcats 8-16 against current members of the SEC (minus long-time conference foes Missouri and A&M).
- Give the Wildcats their first regular season win against an SEC team since 1982 (Kentucky).

### /// WHERE TO FIND... ///

Team Notes.....	1-4
Offensive Notes.....	4-5
Defensive Notes.....	6
Special Teams Notes.....	7
Last Time vs. Mississippi State.....	8
Head Coach Bill Snyder.....	9-10
Assistant Coaches.....	11
Roster/Pronunciation Guide.....	12-13
Depth Chart.....	14
Depth Chart Notes.....	15-17
Select Player Bios.....	18-23
Team Statistics.....	24-25
Game-by-Game Offensive Statistics.....	26
Defensive Statistics.....	27
Game-by-Game Defensive Statistics.....	28
Game-by-Game Summaries/Starters.....	29
Scoring Drives/Drive Summaries.....	30
Long Plays/Third Downs/Red Zone.....	31
Superlatives.....	32
Game Recaps.....	33
Last Time.....	34-38
Bill Snyder Family Stadium.....	39

### /// K-STATE ATHLETICS COMMUNICATIONS ///

Ryan Lackey Director of Football and Golf Communications O: 785-532-7708 C: 785-587-7865 E: rlackey@kstatesports.com  
Kenny Lannou Senior Assoc. A.D. for Communications/PR O: 785-532-7977 C: 785-587-7867 E: klannou@kstatesports.com

### /// FOLLOW K-STATE ATHLETICS ///

f **K-STATESPORTS** t **@KSTATESPORTS**  
i **K-STATESPORTS** y **@KSTATESPORTS**

## /// BIG 12 STANDINGS ///

	Big 12	Overall
<b>Kansas State</b>	<b>0-0</b>	<b>1-0</b>
Baylor	0-0	1-0
Oklahoma	0-0	1-0
Oklahoma State	0-0	1-0
TCU	0-0	1-0
West Virginia	0-0	1-0
Iowa State	0-0	0-0
Kansas	0-0	0-1
Texas	0-0	0-1
Texas Tech	0-0	0-1

## /// UPCOMING BIG 12 SCHEDULE ///

## FRIDAY, SEPTEMBER 7

TCU at SMU, 7 p.m. (ESPN2)

## SATURDAY, SEPTEMBER 8

Mississippi State at K-State, 11 a.m. (ESPN)

UCLA at Oklahoma, 12 p.m. (FOX)

Kansas at Central Michigan, 2 p.m. (ESPN+)

Lamar at Texas Tech, 3 p.m. (FSN)

Iowa State at Iowa, 4 p.m. (FOX)

Youngstown State at West Virginia, 5 p.m. (AT&amp;T SportsNet)

Baylor at UTSA, 6 p.m. (CBSN on Facebook)

South Alabama at Oklahoma State, 7 p.m. (FSN)

Tulsa at Texas, 7 p.m., LHN

## /// WEEKLY BIG 12 TELECONFERENCE ///

If you wish to participate in the weekly Big 12 Coaches Teleconference, please email [joni@big12sports.com](mailto:joni@big12sports.com) with your name, affiliation and phone number to obtain the media dial-in number. The number will not be distributed over the phone.

10:00 a.m. – David Beaty, Kansas  
 10:10 a.m. – Lincoln Riley, Oklahoma  
 10:20 a.m. – Mike Gundy, Oklahoma State  
**10:30 a.m. – Bill Snyder, Kansas State**  
 10:40 a.m. – Dana Holgerson, West Virginia  
 10:50 a.m. – Kliff Kingsbury, Texas Tech  
 11:00 a.m. – Matt Rhule, Baylor  
 11:10 a.m. – Matt Campbell, Iowa State  
 11:20 a.m. – Gary Paterson, TCU  
 11:30 a.m. – Tom Herman, Texas

## /// ATHLETICS COMMUNICATIONS ///

## Press Conference

Head coach Bill Snyder hosts a weekly news conference each Tuesday at the Vanier Family Football Complex. Snyder will address the media at 12:30 p.m., while requested players are available from 1 p.m., to 2 p.m.

## Press Conference Video

Broadcast-quality video files for television newscasts of each weekly news conference is available for download on Tuesday afternoons. Please contact the K-State Athletics Communications office for FTP access instructions.

## Working Credentials

Media outlets interested in covering K-State football either on a season or individual-game basis are asked to submit all application requests through the following website: [www.k-statesports.com/media](http://www.k-statesports.com/media).

## Postgame Interviews

K-State's locker room is closed. Media will be asked to submit a list of player requests to either **Ryan Lackey** or **Kenny Lannou** at the start of the fourth quarter. During home games, Coach Snyder will address the media in the Steel & Pipe Team Theatre on the third floor of the Vanier Family Football Complex following a cooling off period, followed by the requested players. To get to the theater, proceed to the concourse and walk toward the Vanier Family Football Complex. Enter the first set of double doors and take an immediate left into the theater. On the road, these interviews will take place either in the designated visiting interview area or outside the visiting locker room.

## /// WE ARE K-STATE ///

When referring to Kansas State University, please only use the terms **Kansas State** or **K-State**. Please refrain from using KSU, Kansas St., Kan. St., or any other variation. The only acceptable nicknames include **Wildcats** or **Cats**. In addition, K-State plays in the **Big 12 Conference** or **Big 12**. Please do not use roman numerals (Big XII) when referring to the Conference. Your cooperation is appreciated.

## Ryan Lackey

[rlackey@kstatesports.com](mailto:rlackey@kstatesports.com)

## WEEK 2 vs MISS ST.

## Kenny Lannou

[klannou@kstatesports.com](mailto:klannou@kstatesports.com)

Monday 3	Tuesday 4	Wednesday 5	Thursday 6	Friday 7	Saturday 8	Sunday 9
Big 12 Teleconference 10:30 a.m. - Bill Snyder	Media Luncheon 12:00 p.m. - Lunch 12:30 p.m. - Bill Snyder 1 p.m. - Players  FTP Information Coach Snyder's press conference will be loaded to the K-State FTP site. Contact Ryan Lackey or Kenny Lannou for access.	Out-of-town Interviews (via telephone) Bill Snyder	No Media Availability	No Media Availability	Game 2 Mississippi St. at K-State 11 a.m. ESPN Snyder Family Stadium Manhattan, Kan.  Postgame Coach Snyder and players in team theatre	No Media Availability  K-State game notes for the UTSA game will be available on Monday, September 10.

## A LOOK AT MISSISSIPPI STATE

- The Bulldogs kicked off the Joe Moorhead era with a convincing 63-6 win over Stephen F. Austin last week.
- State totaled 618 yards of offense while holding SFA to just 254 and collecting 17 tackles for loss in the game.
- Keytaon Thompson threw for 364 yards and five scores while running for another 109 yards and two scores. Returning quarterback Nick Fitzgerald is expected to be back under center this weekend.

## A LOOK AT THE SERIES

- K-State and Mississippi State will be meeting for the third time overall on Saturday as the series is tied, 1-1.
- The Bulldogs won, 21-16, back in 1974 before forfeiting a 24-21 win in 1977.
- K-State will travel to Starkville next season in the second game of the current two-game series.

## CATS AGAINST THE SEC

- The Wildcats hold an all-time record of 45-85-5 against current members of the SEC, while they are 7-16 when taking out K-State's games against former Big 8/12 members Missouri and Texas A&M.
- Recent Power 5 games against SEC opponents have included Auburn (2007 and 2014) and Vanderbilt (2017 and 2020) with the 2014 Auburn game (a 20-14 loss to the fifth-ranked Tigers) being the last time K-State has hosted an SEC program.
- K-State's last two wins against SEC teams has come in bowl games with the 2016 Texas Bowl (Texas A&M) and 2001 Cotton Bowl (Tennessee).

## NON-CONFERENCE NOTABLES

- Since 1990, K-State has won 77 of its 88 (.875) regular-season non-conference games under **Bill Snyder**, including 67-of-70 (.947) at home.
- K-State has had perfect regular season non-conference ledgers in 15 of the last 25 years.

## SNYDER IN SEPTEMBER

- Fast starts have propelled the Wildcats to winning seasons under **Bill Snyder**. Since 1992 under Snyder, K-State is a combined 68-9 (.883) in September.
- Of the losses, six came on the road, as the Cats are 55-3 (.948) in September home games during that stretch.
- K-State is riding a nine-game winning streak in September home games (Last loss: 20-14 loss to Auburn in 2014).
- Since Snyder's return to the sidelines in 2009, K-State is 26-6 (.813) in the month of September.

## CATS NEED A QUICK START

- K-State will be looking to break a trend of slow starts it has developed the last three years. The 2015 Wildcats started out 3-6 before winning their final three to make a bowl. In 2016, K-State started 3-3 before winning six of its final seven, including a Texas Bowl win. Last year, the Cats started 3-4 but won five of their final six with a Cactus Bowl victory.
- It is especially important this year as the Wildcats will play five of their 12 games – and four of their seven home games – prior to October 1 for the first time since the 2006 season.

## /// MISSISSIPPI STATE at KANSAS STATE • TEAM COMPARISONS ///

## K-STATE (1-0/0-0 Big 12)

TEAM STATISTICS	KS	OPP
Points/Game	27.0	24.0
First Downs	19	21
Rushing/Game	256.0	77.0
Passing/Game	152.0	257.0
Total Offense/Game	408.0	334.0
Fumbles-Lost	3-2	0-0
Pen.-Yds/Game	13-129	5-35
Time of Possession	37:39	22:21

## INDIVIDUAL LEADERS

Rushing	Att	Net	Avg	TD	YPG
Barnes	21	103	4.9	0	103.0
Delton	12	78	6.5	0	78.0

Passing	C-A-I	Pct.	TD	YPG
Thompson	8-14-1	57.1	1	61.0

Receiving	Rec	Yds	Avg	TD	YPG
Zuber	5	68	13.6	1	68.0
Schoen	3	54	18.0	0	54.0

Defense	U-A-T	TFL	Int.	FF-FR
Shelley	8-0-8	0.0	0	0-0
Goolsby	3-1-4	0.0	0	0-0

## MISS. ST. (1-0/0-0 SEC)

TEAM STATISTICS	MSU	OPP
Points/Game	63.0	6.0
First Downs	25	16
Rushing/Game	220.0	77.0
Passing/Game	398.0	177.0
Total Offense/Game	618.0	254.0
Fumbles-Lost	2-0	1-0
Pen.-Yds/Game	7-80	9-56
Time of Possession	28:44	31:16

## INDIVIDUAL LEADERS

Rushing	Att	Net	Avg	TD	YPG
Thompson	10	109	10.9	2	109.0
Hill	9	50	5.6	1	50.0

Passing	C-A-I	Pct.	TD	YPG
Thompson	13-31-0	41.9	5	364.0

Receiving	Rec	Yds	Avg	TD	YPG
Mitchell	2	114	57.0	2	114.0
Williams	2	30	15.0	0	30.0

Defense	U-A-T	TFL	Int.	FF-FR
Abram	5-3-8	0.5	0	0-0
Sweat	2-4-6	3.5	0	0-0



## NCAA TEAM RANKINGS

Category	KS	MSU
Rushing Offense	30	42
Passing Offense	105	7
Total Offense	72	12
Scoring Offense	81	6
Rushing Defense	21	21
Pass Efficiency Defense	23	14
Total Defense	57	22
Scoring Defense	61	7
Net Punting	25	34
Punt Returns	12	36
Kickoff Returns	80	20
Turnover Margin	120	24
Passing Efficiency	115	24
Time of Possession	9	81



## ONE OF THE BIG 12'S BEST

- K-State is one of only three teams in the Big 12 to reach 100 league wins since the league's inception in 1996.
- The Wildcats also rank third in the conference in winning percentage since round-robin play began in 2011. They sit at .651 (41-22), trailing only Oklahoma (.810; 51-12) and Oklahoma State (.698; 44-19).
- During that stretch, the Wildcats are 22-10 (.688) at home in Big 12 play and 19-12 (.613) on the road.
- K-State, picked sixth by the league's media in the Big 12 preseason poll, has finished in the top four of the conference in five of the last seven years.

### /// ALL-TIME BIG 12 WINS ///

Rk.	School	Wins
1.	Oklahoma	137
2.	Texas	123
3.	<b>K-State</b>	<b>110</b>
4.	Oklahoma State	99
5.	Texas Tech	92

## HOME SWEET HOME

- Since 1990, K-State holds a 149-38-1 (.794) record when playing at Bill Snyder Family Stadium, including a 73-5 (.938) mark in non-conference games.
- The Wildcats will be looking to bounce back from a 4-3 home record in 2017.
- Last year was just the third time since head coach **Bill Snyder** returned to the sidelines in 2009 that the Wildcats have won fewer than five home games.

## THE HALL OF FAMER

- The architect of the "greatest turnaround in the history of college football," **Bill Snyder** is in his 27th season at K-State.
- Snyder is just the fourth person in the history of college football to be inducted into the Hall of Fame as an active coach when he was enshrined in 2015.
- Snyder, who has 211 wins, is one of just six coaches to reach the 200-win mark and coach at only one school.
- Holding 172 more victories than any other coach in K-State history, Snyder ranks first in the FBS in wins among coaches at their current schools and second in total wins among active coaches (FBS schools only).
- Snyder has 123 conference wins to stand as one of four coaches with 100 Big 8/12 victories (**Tom Osborne** [153], **Bob Stoops** [121], **Barry Switzer** [100]).

### /// MOST WINS AT CURRENT SCHOOL ///

Rk.	Coach	School	Wins
1.	<b>Bill Snyder</b>	<b>Kansas State</b>	<b>211</b>
2.	Gary Paterson	TCU	160
3.	Kirk Ferentz	Iowa	156
4.	Mike Gundy	Oklahoma State	115
5.	Kyle Whittingham	Utah	113

## TWICE AS NICE

- **Bill Snyder** is one of two FBS coaches all time to have two different tenures at one school and record at least 70 wins each time after winning 136 games from 1989-2005 and 74 games since 2009.
- Snyder joins Vanderbilt's **Dan McGugin**, who had 95 wins from 1904-17 and 102 wins from 1919-34.
- There are only 11 teams in the FBS that have had the same head coach since 2009. Of those, only **Nick Saban**, **Dabo Swinney**, **Mike Gundy** and Snyder have won at least six games every year over the nine-year span.

## CHANGE IS IN THE AIR

- Although consistency has been seen at the top in head coach **Bill Snyder**, this year marks the first time in quite a while that there were significant changes on the coaching staff.
- The Wildcats have two new coordinators as wide receivers coach **Andre Coleman** takes over the reins on offensive, while linebackers coach **Blake Seiler** will man the defensive coordinator position.
- It marks the first time in the middle of a Snyder tenure that the Wildcats will replace both coordinators in the same season since 1997 (1996 OC – Dana Dimel; 1997 OC – Ron Hudson; 1996 DC – Bob Cope; 1997 DC – Mike Stoops).
- Additionally, the Wildcats hired three new assistant coaches in **Brian Norwood** (Co-Defensive Coordinator/Secondary), **Zach Hanson** (Tight Ends) and **Eric Hickson** (Running Backs).

## SUSTAINABLE SUCCESS

- Kansas State is in rare company in college football as the Wildcats rank in the top 20 in wins among FBS programs over the last 23 seasons.
- Since 1995, K-State has picked up 192 victories, which ranks 19th in the nation.
- Among current Big 12 teams, only Oklahoma (3rd; 220), Texas (13th; 203) and TCU (14th; 197) rank higher.

## BOWL STREAK CONTINUES

- In an era of college football where nearly 80 teams play in bowl games each year, K-State is one of just 16 FBS schools nationally to ride of streak of at least eight-consecutive bowl berths.
- The eight-year bowl streak is tied for 13th nationally with only Oklahoma (4th; 19) and Oklahoma State (10th; 12) ranking higher in the Big 12.

## DRAWING FIRST BLOOD

- Since 1990, K-State is 165-34 (.829) when scoring first.
- K-State is 19-5 in that department over the last four seasons, including a 5-3 mark in 2017.
- Under **Bill Snyder**, K-State is 152-27 (.849) when scoring first.

## QUICK OUT OF THE GATE

- Kansas State has started out games strong over the last two seasons with an average halftime advantage of 18.5 to 11.5.
- The biggest disparity in that has been the second quarter with the Wildcats totaling 301 second-quarter points over the 2016 and 2017 seasons (11.6 ppg) to opponents' 171 (6.6 ppg).

## LEADING AT THE HALF

- Under **Bill Snyder**, the Wildcats are 179-11 (.942) when leading at halftime, including a 60-4 (.938) mark in Snyder's second tenure, which began in 2009.
- The Wildcats finished the 2017 campaign with a 7-1 record when leading at the half.
- The lone blemish last season was against No. 9 Oklahoma when the Wildcats led, 21-10, at halftime before the Sooners scored a touchdown with seven seconds left in the game to win, 42-35.

### /// WILDCATS WHEN... ///

Overall .....	1-0
Big 12 .....	0-0
Non-conference record .....	1-0
Home .....	1-0
Away .....	0-0
Neutral .....	0-0
Current streak .....	Won 4
Current home streak .....	Won 2
Current road streak .....	Won 3
Last win .....	27-24 vs. USD (9/1/18)
Last loss .....	28-23 vs. West Virginia (11/11/17)

Day game .....	0-0
Night game .....	1-0
TV game .....	1-0
ESPN .....	0-0
ESPN2 .....	0-0
ESPN3 .....	1-0
ESPNU .....	0-0
FOX .....	0-0
FS1 .....	0-0
FSN .....	0-0

September .....	1-0
October .....	0-0
November .....	0-0
December .....	0-0
vs. top-25 teams .....	0-0
vs. non-ranked teams .....	0-0
vs. FCS .....	1-0
On artificial surface .....	1-0
On natural grass .....	0-0

Scoring first .....	0-0
Coming-from-behind .....	1-0
Leading after 1st quarter .....	0-0
Behind after 1st quarter .....	1-0
Tied after 1st quarter .....	0-0
Leading at halftime .....	0-0
Behind at halftime .....	1-0
Tied at halftime .....	0-0
Leading after 3rd quarter .....	0-0
Behind after 3rd quarter .....	1-0
Tied after 3rd quarter .....	0-0
Overtime .....	0-0

Scoring 20 points or less .....	0-0
Scoring 20+ points .....	1-0
Scoring 30+ points .....	0-0
Allowing 21 points or less .....	0-0
Allowing 10 points or less .....	0-0

With 100-yard rusher .....	1-0
Allow 100-yard rusher .....	0-0
With 300-yard passer .....	0-0
Allow 300-yard passer .....	0-0
Outgain opponent .....	1-0
Total offense + 400 yards .....	1-0
Allow + 400 yards total offense .....	0-0

No turnovers .....	0-0
Less than three turnovers .....	0-0
Three or more turnovers .....	1-0
No takeaways .....	1-0
Three or more takeaways .....	0-0
Fewer turnovers gained .....	1-0
Equal turnovers gained .....	0-0
More turnovers gained .....	0-0
Control time of possession .....	1-0
Opponent controls time of possession .....	0-0
Possession time equal .....	0-0



## /// SINCE 1990, K-STATE IS... ///

With a 100-yard rusher.....	125-29
With 200 yards rushing.....	124-12
With 350+ yards of total offense.....	169-51
When leading at the half.....	191-9
When scoring first.....	165-34
Opponents score 10 points or less.....	100-0
Opponents score 15 points or less.....	129-5
Opponents scores < 25 points.....	192-27-1
When scoring a defensive TD or safety.....	56-16
When scoring on special teams.....	62-17
When scoring on special teams and defense.....	20-1

## /// K-STATE PLAYERS OF THE WEEK ///

## South Dakota

Offense.....	Isaiah Zuber
Defense.....	Reggie Walker
Special Teams.....	Isaiah Zuber and Blake Lynch
Scout.....	Seth Porter (O), Nick Allen (D), Seth Porter (ST)

## FILLING THE BILL

- Attendance at K-State games has been at an all-time high over the last five years as K-State is one of just three teams – joining Oklahoma and Nebraska – to rank in the top seven in percentage of capacity filled each of the last five seasons.
- Each of the last 10 home openers since **Bill Snyder's** return – dubbed the “K-State Family Reunion” – have been sellouts with an average of 51,356 fans in attendance.

## /// OPENING CROWDS SINCE 2009 ///

Year	Opponent	Crowd
2009	UMass	50,750
2010	UCLA	51,059
2011	Eastern Kentucky	50,292
2012	Missouri State	50,007
2013	North Dakota State	53,351
2014	Stephen F. Austin	52,830
2015	South Dakota	53,297
2016	Florida Atlantic	50,871
2017	Central Arkansas	51,043
2018	South Dakota	50,073

## CARDIAC CATS

- Four of Kansas State's last five wins dating back to last season have been double-digit comeback victories with three of those being overcome in the fourth quarter alone.
- The 2017 Wildcats had three wins after trailing by at least 10 points, the most comeback wins in a season when overcoming a double-digit deficit.
- Additionally, it was just the third time a Big 12 team won three games in a season in which they were trailing by 10-plus points in the round-robin era (2011). The other teams were Baylor (2012) and Oklahoma State (2015).
- At Texas Tech, K-State trailed, 35-24, with less than 10 minutes left but scored the final 18 points for a 42-35 win.
- In the regular-season finale vs. Iowa State, K-State trailed, 19-7, with less than seven minutes remaining but won, 20-19.
- K-State trailed UCLA, 17-7, at halftime of the Cactus Bowl before outscoring the Bruins, 28-0, in the second half.
- K-State's victories against Texas Tech and Iowa State marked the first time in school history it had two wins in a season when trailing by double digits in the fourth quarter.
- The 11-point comeback at Texas Tech was the largest road deficit overcome for a win in school history.
- Fueled by an 85-yard punt return from **Isaiah Zuber** and a 10-yard pass from **Skylar Thompson** to Zuber, the Cats erased a 24-12, fourth-quarter deficit last week to defeat South Dakota.

## /// DOUBLE-DIGIT COMEBACKS ///

Opponent	Deficit	Time/Q	Final
Texas Tech	35-24 (11)	9:11/4th	42-35 (OT)
Iowa State	19-7 (12)	6:08/4th	20-19
UCLA	17-7 (10)	11:35/3rd	35-17
South Dakota	24-12 (12)	12:11/4th	27-24

CATS TOPS IN  
NON-OFFENSIVE TDs

- K-State is the nation's best in non-offensive touchdowns over the last 19 seasons as it has 112 since 1999, nine more than the next closest team and one of only two to top 100.
- The Wildcats are averaging 5.8 non-offensive touchdowns per year since 1999, while the yearly average for the other 105 teams to play FBS football since 1999 is 3.3.
- Kansas State has at least five non-offensive touchdowns in six of the last seven years, which includes three

last year by 2018 returners. Two of them came from **Ken-dall Adams**, who had both a pick-six and a fumble-return touchdown against Charlotte, while **Duke Shelley** returned an interception for a score at Texas Tech.

- Since 1990, the Wildcats are 62-17 when scoring on special teams and 20-1 when scoring on special teams and defense, including an 18-0 mark under **Bill Snyder**.

## /// NON-OFFENSIVE TDs SINCE 1999 ///

Rk.	School	Non-Offensive Touchdowns
1.	K-State	112
2.	Virginia Tech	103
3.	Texas	98
4.	Miami	92
5.	USC	91

*Of the 112 non-offensive TDs since 1999, 38 have been punt returns, 37 interception returns, 27 kickoff returns, 8 fumble returns and 2 missed/blocked field goal returns.*

## NON-OFFENSIVE TD RECORDS

- Under head coach **Bill Snyder**, K-State is 76-21 (.784) when scoring a non-offensive touchdown, while the Cats are 57-14 (.803) since 1999 in that department.
- Since Snyder returned to the sideline in 2009, K-State is 32-7 (.821) in this same category.

## FLAGGED

- Despite rallying for a 27-24 win last week, the Wildcats were flagged 13 times for 129 yards, most of which came on key plays.
- The 13 penalties were the most for a **Bill Snyder** team since the 2005 Nebraska game (14) and the 129 yards were the most since having 136 vs. Kent State in 2011.

## THESE CATS ARE SMART

- Not only does K-State have a reputation of being one of the best in the Big 12 on the field under **Bill Snyder**, but the same mentality applies in the classroom.
- K-State leads the conference with 111 Academic All-Big 12 selections over the last four years, which is 31 more than the team in second place (Oklahoma State: 80).
- K-State tallied a school record 29 selections in both 2014 and 2016, while they had 25 in 2015 and 28 a year ago.

OFFENSIVE NOTES  
GROUND ATTACK

- K-State has leaned on its rushing game the past two years, including the 2017 season when the Wildcats tied for third in school history in rushing yards per carry (4.98) and finished seventh with 2,584 total rushing yards.
- The Wildcats were especially tough to stop the final three games of the year – all wins – as K-State averaged 223.3 rushing yards per game.
- The stretch was capped by a 344-yard rushing output in the Cactus Bowl victory over UCLA, the most rushing yards ever by K-State in a bowl game.
- Dating back to the 2016, K-State has hit the 200-yard mark on the ground in 16 of its last 23 games, including running for 256 last week against South Dakota.

## PROTECTING THE FOOTBALL

- K-State has been one of the nation's best in limiting turnovers the last two years as the Wildcats are the only team to rank in the top 10 nationally in fewest turnovers lost in both 2016 and 2017.
- The Wildcats tied for fifth in 2016 with 12 turnovers lost, while they tied for eighth a year ago with 13.

- K-State's 25 total turnovers in 2016 and 2017 is its fewest in a two-year stretch since at least 1955-56.
- Ironically, the Cats were minus-4 in the turnover battle last week but still won, marking the first time since 2011 to win a game with four-plus more turnovers than its opponent (10-7 win over Eastern Kentucky).

## LONG DRIVES

- In the era of quick-strike offenses in college football, K-State was a team that liked to possess the ball as, in 2016, 39 of the Wildcats' 64 scoring drives were seven plays or longer.
- That figure included 19 scoring drives of 10 or more plays, and 19 scoring drives that lasted at least five minutes.
- The Wildcats became more of a quick-strike offense in 2017 as 21 of their 45 touchdown drives were four plays or less (46.7-percent), while 36 drives (80.0-percent) were four minutes or shorter.
- Last week, K-State had four scoring drives that were seven or more plays – two of which were 10-plus.

## GOIN' DEEP

- The Wildcats ranked 13th in the nation last year in passing yards per completion (14.48), their highest ranking in that department since the 2013 squad ranked eighth (14.83).
- Last year's figure was impressive considering K-State started three quarterbacks and had multiple QBs take snaps in seven of its 13 games.
- Among the returning signal callers, **Skylar Thompson** averaged 13.5 yards per completion, while **Alex Delton** averaged 13.0.

## QUARTERBACK BATTLE

- One of the biggest storylines for Kansas State this past offseason was the quarterback battle between **Alex Delton** and **Skylar Thompson**, both of whom started four games last year.
- It is one of the fiercest QB battles K-State has had since **Jake Waters** and **Daniel Sams** were competing for the No. 1 spot in 2013.
- With Thompson taking the first snap of 2018, it marked the fifth time under Snyder a sophomore started the season opener (**Jesse Ertz** in 2015; **Dylan Meier** in 2004; **Ell Roberson** in 2001; **Paul Watson** in 1989).

## FAST TO 1,000

- Running back **Alex Barnes** became the 29th player in school history with 1,000 career rushing yards, a mark he eclipsed during the Texas Tech game last season.
- In doing so, he was just the fourth player in school history to reach the 1,000-yard barrier prior to the end of his sophomore season, while he was the second fastest player to reach 1,000 career yards in terms of carries (152), just five behind **Darren Sproles** (147).

## FASTEST TO 1,000 CAREER RUSH YARDS

Rk.	Player	Carries	Games
1.	Darren Sproles	147	14
2.	Alex Barnes	152	20
3.	Daniel Sams*	170	17

\* Quarterback

## MOVIN' ON UP

- **Alex Barnes** moved into the top 20 in school history in career rushing yards with his 103-yard effort in the 2018 season opener against South Dakota.
- Barnes now has 1,364 career rushing yards to rank 20th as he passed **Michael Bishop** (1,314; 1997-98).
- A product of Pittsburg, Kansas, who carded the sixth 100-yard rushing game of his career against the Coyotes, Barnes has averaged 6.12 yards per rush in his career to rank first in school history.

## DOUBLE 1,000-YARD RUSHERS

- **Alex Barnes** and **Justin Silmon** each joined the career 1,000-yard club during the 2017 season.
- Last year marked the fifth time in school history that two running backs with 1,000 career rushing yards were on the same team.
- However, the duo of Barnes and Silmon are the first set of Wildcat running backs ever to enter a season with 1,000 rushing yards in a career.

## RETURN OF THE O-LINE

- K-State returned all 65 total starts along the offensive line from 2017 to 2018, the first time under **Bill Snyder** all available starts from the previous year return for the next.
- The Wildcats are one of just five FBS teams – joining Northern Illinois, Utah State, Wake Forest and Wisconsin – to return 65-of-65 starts along the offensive line from 2017.
- Additionally, K-State is the only Power 5 team with five returners on the offensive line all grading out better than 80.0 by Pro Football Focus heading into 2018.

## RISNER LEADS THE CHARGE

- The top returning offensive lineman is senior right tackle **Dalton Risner**, a Preseason All-American by multiple outlets entering this season.
- A product of Wiggins, Colorado, Risner ended the 2017 regular season grading out at a 90.7 mark according to Pro Football Focus (PFF), the highest-graded returning offensive tackle in 2018.
- His rating included a 98.9 mark on pass blocking efficiency to tie for the fourth-highest among FBS tackles in 2017.
- Risner, who is ranked as the 10th-best overall player – and the top offensive lineman – entering 2018 by PFF, has given up only 24 quarterback pressures over his 1,116 career pass blocking snaps (2.15-percent) entering his senior year. According to PFF, 69 FBS offensive tackles gave up more than that figure last year alone.

## LEADER ON THE FIELD, IN THE COMMUNITY

- **Dalton Risner** has been a leader on the field for the Wildcats, being named a captain each of the last three years.
- Risner is just the fifth player in program history to be named a captain three times, joined by **Brooks Barta** (1990-92), **Mark Simoneau** (1997-99), **Collin Klein** (2010-12) and **B.J. Finney** (2012-14).
- The leadership by Risner does end on the field as he two-time candidate for the Wuerffel Trophy and AFCA Good Works team, both of which honor players' charitable work.

## NATIONAL RANKINGS

### Associated Press Top 25 (Preseason)

1.	Alabama (42)	0-0	1505
2.	Clemson (18)	0-0	1476
3.	Georgia	0-0	1350
4.	Wisconsin (1)	0-0	1271
5.	Ohio State	0-0	1256
6.	Washington	0-0	1215
7.	Oklahoma	0-0	1173
8.	Miami	0-0	1027
9.	Auburn	0-0	1013
10.	Penn State	0-0	1012
11.	Michigan State	0-0	877
12.	Notre Dame	0-0	804
13.	Stanford	0-0	778
14.	Michigan	0-0	773
15.	USC	0-0	543
16.	TCU	0-0	533
17.	West Virginia	0-0	511
18.	Mississippi State	0-0	450
19.	Florida State	0-0	384
20.	Virginia Tech	0-0	351
21.	UCF	0-0	312
22.	Boise State	0-0	292
23.	Texas	0-0	216
24.	Oregon	0-0	148
25.	LSU	0-0	106

### OTHER BIG 12 RECEIVING VOTES:

Oklahoma State 51, Kansas State 10, Iowa State 8.

### Amway Coaches' Poll (Preseason)

1.	Alabama (61)	0-0	1621
2.	Clemson (3)	0-0	1547
3.	Ohio State (1)	0-0	1458
4.	Georgia	0-0	1452
5.	Oklahoma	0-0	1288
6.	Washington	0-0	1245
7.	Wisconsin	0-0	1243
8.	Miami	0-0	1091
9.	Penn State	0-0	1050
10.	Auburn	0-0	1004
11.	Notre Dame	0-0	892
12.	Michigan State	0-0	870
13.	Stanford	0-0	768
14.	Michigan	0-0	752
15.	USC	0-0	691
16.	TCU	0-0	530
17.	Virginia Tech	0-0	524
18.	Mississippi State	0-0	407
19.	Florida State	0-0	328
20.	West Virginia	0-0	310
21.	Texas	0-0	265
22.	Boise State	0-0	261
23.	UCF	0-0	259
24.	LSU	0-0	254
25.	Oklahoma State	0-0	

### OTHER BIG 12 RECEIVING VOTES:

Kansas State 35, Iowa State 8.

### THE LAST TIME KANSAS STATE WAS...

Ranked: 9/10/2017 (18th, AP; 18th, Coaches)

Not Ranked but Received Votes in AP Poll: 2018 Preseason

Not Ranked but Received Votes in Coaches' Poll: 2018 Preseason

## /// WILDCATS IN THE NFL ///

With the NFL season set to begin this weekend, K-State currently has 11 players on either active rosters or practice squads as organizations trimmed their preseason rosters last Saturday. Of the 11 players, six are on offense and five are on defense. The longest-tenured former Wildcats include **Darren Sproles** (14th year; Philadelphia) and **Jordy Nelson** (11th year; Oakland). **Terence Newman** was set to enter his 16th NFL season this year with Minnesota but retired last weekend and immediately joined the Vikings' coaching staff.



K-State currently has two players from last year's squad on NFL rosters, including fifth-round draft pick **D.J. Reed** (San Francisco), whose selection extended K-State's Big 12-leading streak with at least one player selected in the NFL Draft to 25 years. **Byron Pringle** (Kansas City) signed as rookie free agent following the draft and was placed on injured reserve after sustaining an injury in the final preseason game.

Name	Team	Pos.	Exp.
Deante Burton <sup>^</sup>	Atlanta	CB	1st
B.J. Finney	Pittsburgh	OL	3rd
Emmanuel Lamur	Oakland	LB	7th
Elijah Lee	San Francisco	LB	2nd
Tyler Lockett	Seattle	WR	4th
Jordy Nelson	Oakland	WR	11th
Byron Pringle*	Kansas City	WR	R
D.J. Reed	San Francisco	DB	R
Darren Sproles	Philadelphia	RB	14th
Cody Whitehair	Chicago	OL	3rd
Jordan Willis	Cincinnati	DE	2nd

<sup>^</sup> Practice Squad

\* Injured Reserve

**K-STATEHD.TV**

A WORLD-WIDE CONNECTION TO  
KANSAS STATE UNIVERSITY AND  
K-STATE ATHLETICS

The nation's No. 1 digital institutional network since its inception in 2011, K-StateHD.TV is in the second year of a new look for all football-related content.

K-State Athletics partnered with SIDEARM Sports prior to the 2017 season on an improved full digital platform, including a new k-statesports.com, in addition to collaborating with ESPN3 to add exposure and accessibility of live Wildcat sporting events to K-State fans across the country.

Highlighting the ESPN3 agreement is one home football game per year, which as last weekend's season-opener against South Dakota. The game was streamed live exclusively on ESPN3 and available through the WatchESPN app with the game produced by K-StateHD.TV. **Brian Smoller** and former Wildcat tight end **Travis Tannahill** called the action.

Additionally, weekly football press conference and home post-game press conferences will be streamed on K-StateHD.TV for FREE. And, prior to every home game, K-State Gameday gets you ready for the action as Smoller is joined by former K-State greats **Ian Campbell** and **Reggie Walker** beginning one hour prior to kickoff.

## DEFENSIVE NOTES

## UNDER AVERAGE

- Although it plays in a high-powered offensive league, K-State was outstanding in terms of keeping opposing teams well below their season scoring average in 2017.
- The Wildcats held eight of their final 10 opponents to score less than their season averages entering the game.
- The only two foes to not score less were Oklahoma — which scored 42 points when averaging exactly 42.0 — and Texas — which was averaging 34.5 points and needed two overtimes to top that mark.

## /// SCORING AVERAGE DIFFERENCE ///

Team	PPG Entering Game	Points Scored	Difference
Baylor	29.0	20	-9.0
Texas (2 OT)	34.5	40	+5.5
TCU	44.4	26	-18.4
Oklahoma	42.0	42	0.0
Kansas	21.1	20	-1.1
Texas Tech (OT)	38.6	35	-3.6
West Virginia	40.2	28	-12.2
Oklahoma State	45.7	40	-5.7
Iowa State	30.9	19	-11.9
UCLA	33.8	17	-16.8

## TOUGH AGAINST THE RUN

- The Wildcats, who ranked 13th nationally in 2017 by allowing only 117.7 yards per game on the ground, are one of only four teams to rank in the top 15 nationally in run defense each of the last two years, joining Alabama, Wisconsin and Ohio.
- K-State surrendered less than 100 rushing yards six times last year, including two against ranked foes (No. 6 TCU — 98 yards; No. 10 Oklahoma State — 85 yards).
- The Wildcats topped the season by surrendering only 69 yards on 25 carries (2.8 yds/rush) in the Cactus Bowl win over UCLA, and then started 2018 on the right foot by allowing only 77 yards on 21 carries (3.7 yds/rush) last week against USD.

## PICKING THEM APART

- The Wildcats have notched at least one interception in 37 of the last 51 games, with a majority of those coming from returners in 2018.
- K-State returns 12 interceptions from a year ago, its most returning picks since the 2012 squad brought back 16. Seniors **Kendall Adams** and **Duke Shelley** each have five picks, while **Denzel Goolsby** recorded a pair in his first season as a starting safety last year.
- Adams (Charlotte) and Shelley (Texas Tech) had both of K-State's interception-return touchdowns a year ago.

## FEW STARTS IN THE SECOND LEVEL

- For the second-straight year, K-State returned limited career starts at linebacker as **Elijah Sullivan** was the only one with starts under his belt (two).
- Last season, the Wildcats were the only Power 5 school to not bring back a single start at the second level of the defense from 2016.
- The Wildcats are not void of game experience, however, as senior **Sam Sizelove** (40 career games played) and junior **Justin Hughes** (six games) each have game action at K-State, while **Eric Gallon II** played in 15 games with one start at Virginia before transferring to K-State prior to the 2017 season.

- K-State is also looking forward to seeing the contributions from **Da'Quan Patton**, a community-college All-American two years ago at Trinity Valley CC.
- In the season opener against South Dakota, Sizelove and Patton made their first-career starts and combined for eight tackles and a TFL.

## SHELLEY LOOKS FOR BIG SENIOR YEAR

- Senior **Duke Shelley** is back for his final campaign as he leads an experienced defensive backfield.
- Shelley, who burned his redshirt five games into his true freshman season, has 30 career passes defended, which includes five interceptions.
- His 30 passes defended are the fourth most among active players through play on Sunday and rank 16th in school history.
- Of Shelley's five career picks, two have been returned for touchdowns to tie for fourth in K-State history.

## WALK THIS WAY

- Junior **Reggie Walker** already has multiple accolades through the first part of his career, but he is looking to take his game to another level.
- A 2017 Honorable Mention All-Big 12 pick, Walker recorded 6.0 tackles for loss and 2.0 sacks last year, which was a dip in production from his freshman season.
- As a freshman in 2016, Walker was named the Big 12 Defensive Freshman of the Year after totaling 11.5 tackles for loss and 6.5 sacks.
- Walker started his junior campaign on a high note as he tallied three tackles, including a 10-yard sack, and also broke up a pass.

## DISHON DIGS IN

- Junior defensive tackle **Trey Dishon** will be taking on a bigger role this year with the loss of fellow interior lineman and three-time First Team All-Big 12 performer **Will Geary**.
- Dishon does have the benefit of experience, however, starting all 26 of his career games played, including all 13 a year ago en route to Honorable Mention All-Big 12 accolades.
- The Wildcats also have returning options for the spot beside Dishon in junior **Joe Davies**, who played in 12 games last year after transferring from community college, and **Drew Wiley**, a true freshman last year who played in every game.
- K-State also added **Jordan Mittie**, a graduate transfer from Texas State who has two years of eligibility remaining. Mittie, who was an All-Sun Belt player a year ago, is the son of K-State women's basketball head coach **Jeff Mittie**.

## MCGEE MAKES IMPACT

- Community-college transfer **Keveon McGee** may not have started the season opener against South Dakota, but he certainly made an impact with four pass breakups.
- His four breakups tied for second in the nation through play on Sunday, while it was the most by a Wildcat since **D.J. Reed** also had four against Baylor in 2016.
- It was the most pass breakups in a season opener by a Wildcat since at least 1989.



## SPECIAL TEAMS NOTES

### SOLID SPECIAL TEAMS

- Kansas State has annually had one of the best special teams units in the nation, and 2017 was no different.
- K-State ranked in the top 25 nationally in kickoff-return defense (2nd), punt returns (10th) and kickoff returns (14th).
- For the collective special teams efforts, coordinator **Sean Snyder** was named the 2017 Special Teams Coach of the Year by Phil Steele.
- The Wildcats boasted four All-Big 12 players on special teams in place kicker **Matthew McCrane** (first team), returner **D.J. Reed** (first team), punter **Nick Walsh** (second team) and **Byron Pringle** (honorable mention) picking up honors.
- Additionally, Reed was a Second Team All-American as he became Snyder's fifth All-American in just seven years coordinating the special teams.

### SCORING IN THE THIRD PHASE

- Kansas State has been far and away the best team among FBS programs over the last decade when it comes to scoring via a kickoff or punt return.
- The Wildcats have a combined 48 kickoff- and punt-return touchdowns since 2005, 20 more than any other FBS school over the last 13 seasons.
- K-State averages 3.6 return touchdowns per year. The yearly average for the other 116 teams to play FBS football since 2005 is 1.1.

### /// KICK/PUNT RETURN TDs SINCE 2005 ///

Rk.	School	Kickoff/Punt Return TDs
1.	<b>K-State</b>	<b>48</b>
2.	Oklahoma State	28
	Oregon	28
4.	Alabama	27
	North Carolina	27

### DEFENSE IN THE THIRD PHASE

- On the flip side, K-State has been just as consistent in terms of kickoff and punt coverage.
- The Cats have not allowed a kickoff-return touchdown in the last 64 games as the last was against Louisiana on Sept. 7, 2013. During that stretch, K-State has defended against 251 kickoff returns.
- K-State surrendered only 16.6 yards on kickoff returns in 2017, its best mark since 2000.
- The Wildcats have also not allowed a punt-return score in the last 51 games, the last being at Iowa State on Sept. 6, 2014. The Wildcats have successfully defended against 67 punt returns during that stretch.

### KICKOFF-RETURN STREAKS

- Kansas State is currently riding a pair of streaks in terms of kickoff returns as the Wildcats have returned a kick for a touchdown in each of the last 13 seasons – the longest streak in the nation by five years.
- Since head coach **Bill Snyder**'s return in 2009, K-State has returned 19 kickoffs for touchdowns as opposed to only four in his first tenure, which lasted 17 years.
- Kansas State also is the only Power 5 team in the country to finish in the top 15 in kickoff-return average each of the last three seasons.
- Additionally, **D.J. Reed** earned First Team All-Big 12 honors, marking the 12th-straight year a Wildcat received all-conference honors for the discipline.

- Of the 29 First Team All-Big 12 returners in conference history, 12 (41.3-percent) have come from K-State to lead the league. The next closest team is Colorado, which had four.
- The Wildcats are currently riding a streak of five-straight First Team All-Big 12 returners, which is the longest streak in conference history.

### /// CONSECUTIVE YEARS WITH A KOR TD ///

Rk.	School	Years
1.	<b>K-State</b>	<b>13</b>
2.	New Mexico	8
3.	Marshall	4
	Western Michigan	4

### ZUBER TO THE HOUSE

- Junior **Isaiah Zuber** took the first punt-return attempt of his career 85-yards for a touchdown against South Dakota.
- It was the 10th-longest punt return in school history and the longest since **Tramaine Thompson** went 89 yards against Missouri State in 2012.
- Additionally, it was the longest punt return in the nation through play on Sunday.
- By going to the house on his first-career attempt, it marked the second time in as many season openers a Wildcat took their first-career punt return the distance as **D.J. Reed** went 62 yards on his first-career attempt against Central Arkansas in 2017.
- Prior to Reed, the last time a Wildcat took their first career punt return for a score was **Thomas Randolph** against New Mexico State in 1993.

### LYNCH WITH A LEG

- Sophomore **Blake Lynch** was true on all four of his field-goal attempts against South Dakota, the most ever by a Wildcat in their debut.
- Through play on Sunday, Lynch was one of five kickers nationally to be true on at least four field-goal attempts.
- Lynch, who connected on distances of 24, 22 38 and 44 yards all in the first half, was the first Wildcat kicker with four field goals in a single half since **Jamie Rheem** also made four in the first half against Utah State on October 16, 1999.

### HICKS, TOO

- Just like Lynch, redshirt freshman **Andrew Hicks** was making his debut as punter in the season opener against South Dakota and booted six punts for an average of 42.7 yards, which included a long of 63.
- His 63-yard punt to end the first half was the longest by a Wildcat in their debut under head coach **Bill Snyder**.

### REPLACING SPECIALISTS

- Kansas State is replacing its place kicker, punter and long snapper as all three from last year – **Matthew McCrane**, **Nick Walsh** and **Drew Scott** – graduated.
- It is the first time since 1999 that K-State did not return its primary player at all three positions. The 1998 squad featured a trio of seniors in place kicker **Martin Gramatica**, punter **James Garcia** and long snapper **Brandon Knowles**.

### /// ON THIS DATE ///

#### SEPTEMBER 8 – 4-1

Year	h/a	Opponent	Score	W/L
1984	a	Vanderbilt	14-26	L
1990	h	Western Illinois	27-6	W
2001	a	USC	10-6	W
2007	h	San Jose State	34-14	W
2012	h	Miami	52-13	W



#### (12) KANSAS STATE 10, USC 6

*LA Memorial Coliseum; Los Angeles, Calif.*

K-State (1-0)	3	7	0	0	–	10
USC (1-1)	0	0	6	0	–	6

**Bill Snyder**'s 100th coaching victory at Kansas State didn't come easy, with the 12th-ranked Wildcats being helped by a lucky bounce in the end zone and breakdowns in Southern California's kicking game.

Snyder played down his milestone win, saying: "The significance is that it is 100 and not 99. There was no celebration. Our players understand that this is only a foundation. We're a team without an identity and we're building one."

But he also said, "A win on the road is a plus, especially against a quality team like USC."

Although Josh Scobey rushed for 165 yards and quarterback Eli Roberson ran for 119, guard Nick Leckey scored Kansas State's touchdown when he recovered Scobey's fumble into the end zone in the second quarter.

Jared Brite's 41-yard field goal in the first quarter provided Kansas State's other score as the Wildcats built a 10-0 halftime lead and barely held on.

Meanwhile, David Davis missed a 42-yard field goal try in the second quarter and had his PAT attempt blocked after Sultan McCullough's 7-yard touchdown run for USC (1-1) in the third quarter.

It was the first college coaching loss for the Trojans' Pete Carroll, the longtime NFL coach who took the USC job last December.

USC was threatening in the final minutes of the game, but Carson Palmer fumbled at the end of the 4-yard scramble. Defensive end Henry Bryant recovered at the Kansas State 24 with 2:33 left to play, and the Wildcats then marched down to the USC 15, running the clock down to a second before turning the ball over on downs.

Scobey carried 27 times, and Roberson, a redshirt sophomore making his first start at quarterback, carried 21 times. He was far less productive passing, completing just 7-of-16 passes for 26 yards with one interception.

#### K-STATE STATISTICAL LEADERS

Rushing	Att.	Yds.	TD
Josh Scobey	27	165	0
Eli Roberson	21	119	0
Passing	C-A-I	Yds.	TD
Eli Roberson	7-16-1	26	0
Receiving	Rec.	Yds.	TD
Aaron Lockett	4	30	0

## 1977 RECAP

<b>MISS. STATE</b>	<b>3</b>	<b>7</b>	<b>3</b>	<b>11</b>	<b>-</b>	<b>24</b>
<b>K-STATE</b>	<b>0</b>	<b>7</b>	<b>0</b>	<b>14</b>	<b>-</b>	<b>21</b>

Oct. 1 | KSU Stadium | Manhattan, Kan. | Att: 33,066



## TEAM STATISTICS

	MSU	K-STATE
<b>FIRST DOWNS</b>	<b>12</b>	<b>27</b>
Rushing	7	15
Passing	5	11
Penalty	0	1
<b>NET YARDS RUSHING</b>	<b>177</b>	<b>273</b>
Rushing Attempts	41	67
Average Per Rush	4.3	4.2
Rushing Touchdowns	1	3
Yards Gained Rushing	194	312
Yards Lost Rushing	17	39
<b>NET YARDS PASSING</b>	<b>99</b>	<b>208</b>
Completions-Attempts-Int	6-11-0	12-25-3
Average Per Attempt	9.0	8.3
Average Per Completion	16.5	17.3
Passing Touchdowns	1	0
<b>TOTAL OFFENSE YARDS</b>	<b>276</b>	<b>481</b>
Total offense plays	52	92
Average Gain Per Play	5.3	5.2
<b>Fumbles: Number-Lost</b>	<b>4-3</b>	<b>4-0</b>
<b>Penalties: Number-Yards</b>	<b>4-51</b>	<b>6-47</b>
<b>PUNTS-YARDS</b>	<b>3-134</b>	<b>4-109</b>
Average Yards Per Punt	44.7	27.3
<b>Punt returns: Number-Yards-TD</b>	<b>1--2</b>	<b>2-5</b>
Average Per Return	-2.0	2.5
<b>Kickoff returns: Number-Yds-TD</b>	<b>3-107</b>	<b>5-53</b>
Average Per Return	35.7	10.6
<b>Interceptions: Number-Yds-TD</b>	<b>3-22-0</b>	<b>0-0-0</b>

## BULLDOGS WIN GAME, LATER FORFEIT

**MANHATTAN, Kan.** — It was a game reminiscent of the glory days of K-State football when Lynn Dickey ruled the air and Purple Pride had reached its deepest hue.

An excited crowd of 30,060 fans watched as the Wildcats displayed a mighty offense that accumulated 481 yards but still lost a heartbreaker to 18th-ranked Mississippi State, 24-21.

However, K-State was later awarded a victory by forfeit as, in 1978, the NCAA ordered Mississippi State to forfeit every game from its 1976 and 1977 seasons for using an ineligible player.

Mack Green rushed for 181 yards on 37 carries and Wendell Henrikson passed for 131 yards while completing nine of 18 passes for one touchdown. But he also had three interceptions, the first which led to a 41-yard field goal by Dave Marler that gave MSU a 3-0 lead.

With 53 seconds remaining in the first half, Mack Green scored from seven yards out to make it 7-3. K-State kicked off following Green's TD and, five plays later, Len Copeland carried the ball two yards for the touchdown, which ended the half with the Bulldogs leading, 10-7.

Marler kicked a 45-yard field goal in the third quarter, and the period ended with the Bulldogs still on top, 13-7.

Then the fireworks began.

K-State mounted a 91-yard drive that interspersed with a fake punt and Ray Butler culminated the drive with a one-yard touchdown. MSU then took the ball and drove to the K-State 11 when Marler kicked his third field goal of the game that gave MSU the lead again at 16-14.

A 51-yard pass to Charlie Green sustained a drive that ended when Tony Brown scored on a 20-yard run that put K-State ahead, 21-16 with 3:19 left in the game. Mississippi State went on to score with 1:16 left to win the game.

## SCORING SUMMARY

Team	Qtr/Time	Scoring Play	Conversion	Score
MSU	1st/12:26	Marler 32 yd field goal		0-3
KS	2nd/0:53	M. Green 7 yd run	Thompson kick	7-3
MSU	2nd/0:09	Copeland 2 yd run	Marler kick	7-10
MSU	3rd/7:15	Marler 45 yd field goal		7-13
KS	4th/8:32	Butler 1 yd run	Thompson kick	14-13
MSU	4th/5:09	Marler 27 yd field goal		14-16
KS	4th/3:19	Brown 20 yd run	Thompson kick	21-16
MSU	4th/1:16	Threadgill 24 yd pass to Johnson	Vitrano run	24-21

## STATISTICAL LEADERS

## ► Mississippi State

Rushing	Att	Yds	TD	Lg	Avg
Johnson	15	68	0	9	4.5
Doss	3	36	0	36	12.0
McGlasker	3	27	0	22	9.0
Threadgill	9	25	0	7	2.8
Copeland	5	16	1	5	3.2

Passing	C-A-I	Yds	TD	Lg
Threadgill	6-11-0	99	1	24

Receiving	Rec	Yds	TD	Lg
Chatman	4	65	0	24
Doss	1	10	0	10
Johnson	1	24	1	24

## ► Kansas State

Rushing	Att	Yds	TD	Lg	Avg
M. Green	37	181	1	50	4.9
Duncan	12	58	0	15	4.8
Brown	3	37	1	20	12.3
Butler	8	14	1	10	1.8

Passing	C-A-I	Yds	TD	Lg
Henrikson	9-18-3	131	0	22

Receiving	Rec	Yds	TD	Lg
C. Green	5	110	0	51
Liebe	3	53	0	22
Miller	1	18	0	18
King	1	10	0	10
Coffman	1	9	0	9
M.Green	1	8	0	8





# BILL SNYDER

Head Coach

27th Year - William Jewell '63

Precise. Intense. Tireless. Accomplished. Dedicated. Caring. 200-Game Winner. Hall of Famer. Kansas State head coach **Bill Snyder** is all of these and much more.

To understand the full picture of Snyder, it is necessary to acknowledge his values, sincerity and warmth, along with the concern he shows for the people around him — all qualities that solidify his reputation as an innovator and mentor in college athletics.

The architect of the “greatest turnaround in college football history” returned to the sidelines in 2009 with hopes of revitalizing a program that he once built, piece by piece, into a national force. And, after eight seasons back in charge, he has done just that — and then some.

Over the past nine years under Snyder, K-State has totaled 73 victories — an average of 8.1 wins per year — advanced to eight-straight bowl games, won a conference championship in 2012 and finished fourth or better in the ultra-competitive Big 12 Conference in five of the last seven seasons. The Wildcats’ eight-year bowl streak is tied for 13th in the nation and third in the Big 12.

Kansas State under Snyder has been a model of consistency, and that hasn’t changed in his second tenure. From 2009-17, only 11 FBS programs had the same head coach but only four — K-State, Alabama, Clemson and Oklahoma State — have totaled at least six wins in all nine seasons.

Furthermore, Snyder became just the 26th coach in the history of college football to reach 200 career wins and only the sixth to do so while coaching at the same school for his entire career as he hit the mark against Kansas in 2016.

However, the recent success should come as no surprise as Snyder took over a program in 1989 that was in the midst of a 27-game winless streak and turned it into a national contender that advanced to 11-straight bowl games and tallied six 11-win seasons over a seven-year stretch.

Turning around a program not only once, but twice, is one of the biggest reasons why Snyder became just the fourth person all-time to be elected to the College Football Hall of Fame as an active coach. The man who said, “No,” to those who said it couldn’t be done in Manhattan, Kansas, was enshrined in the hall in December 2015.

Holding 171 more victories than any other coach in K-State history, Snyder ranks first in the FBS in wins among coaches at their current schools and second in total wins among active coaches. Additionally, his 123 conference wins rank second all-time in Big 8/12 history to Nebraska’s Tom Osborne (153).

The latest in a long string of bowl seasons was 2017, but it may have been one of the unlikeliest. The Wildcats lost to No. 9 Oklahoma by seven in late October when the Sooners scored a touchdown with seven seconds remaining. The defeat left the Wildcats with a 3-4 record as they were in search of three wins in their final five games, including three road tests.

All K-State did was rip off four victories to close out the regular season, which began with its ninth-straight win over in-state rival Kansas before climbing out of an 11-point hole in the fourth quarter at Texas Tech to earn a 42-35 overtime victory.

Two weeks later, the Wildcats secured bowl eligibility with a 45-40 triumph at No. 10 Oklahoma State, its first over a top-10 team on the road since 2012. K-State topped that feat with a one-point victory over Iowa State in the regular-season finale. Trailing by five points with less than two minutes remaining, the Wildcats marched down the field and connected on a one-yard touchdown pass on the final play of regulation, marking the first time K-State scored on the final play for a victory since 1995.

The momentum carried into late December when the comeback Wildcats turned a 10-point deficit to UCLA in the Cactus Bowl to a 35-17 win. It was K-State’s second-straight bowl win, posting consecutive bowl victories for the first time since 1999-2000.

The 2017 Wildcats produced an All-American for the ninth-straight year in the form of first-team offensive lineman Dalton Risner and second-team returner D.J. Reed. The duo led a group of four First Team All-Big 12 performers that also included place kicker Matthew McCrane and defensive tackle Will Geary.

Act Two of the renowned career started in 2009 when the Wildcats went 6-6 prior to a 7-5 campaign in 2010 and a berth in the inaugural Pinstripe Bowl. K-State’s climb back into the nation picture continued in 2011 as the Cats went 10-3, finished No. 8 in the BCS standings and earned their first Cotton Bowl invitation since 2001.

The bar was raised again in 2012 as Snyder led the Cats to their third conference championship in school history. Kansas State, which won its first 10 games of the season and finished the regular season at 11-1 with an 8-1 mark in Big 12 play, tied the school record for overall wins and conference victories while also ascending to No. 1 in the BCS rankings following its 10-0 start. Snyder went on to win the Bobby Dodd Coach of the Year Award as well as top Big 12 coach honors for the second straight season following the Cats’ memorable 2012 season that culminated with a berth in the Tostitos Fiesta Bowl.

Named the 32nd head football coach at K-State on Nov. 30, 1988, and again as the 34th on Nov. 24, 2008, Snyder has amassed a 211-110-1 (.658) record during his tenure with the Wildcats, including a 123-84-1 (.593) mark in Big 8/12 games. His 211 victories are over five times the man in second place on K-State’s all-time coaching victories list and rank 20th in FBS history, including a No. 1 ranking among active coaches at their current schools. Additionally, he is the 14th person in FBS history to be a head coach for at least 25 years at one school and never coach at another.

During his three-year hiatus, Snyder remained involved with the university and is currently a member of several halls of fame, while the long-time mentor is also involved in many organizations, and both of those lists are on page 58 of the 2018 K-State Football Media Guide.

Snyder, 78, received his B.A. from William Jewell in 1963. He earned his M.A. from Eastern New Mexico in 1965. As a player, he was a three-year letterwinner as a defensive back at William Jewell. Snyder and his wife, **Sharon**, have two sons (**Sean** and **Ross**) and three daughters (**Shannon**, **Meredith** and **Whitney**). They also have eight grandchildren, **Sydney**, **Katherine**, **Tate**, **Matthew**, **Alexis**, **Gavin**, **Kadin** and **Tylin**, and one great-grandson, **D.J.**

## SNYDER’S ALL-TIME COACHING AWARDS

1990	.....	Big 8 Coach of the Year
1991	.....	National Coach of the Year (ESPN)
		Big 8 Coach of the Year
1993	.....	Big 8 Coach of the Year
1994	.....	National Coach of the Year (CNN)
1998	.....	Bear Bryant Award
		Walter Camp Foundation National Coach of the Year
		Bobby Dodd Award
		Associated Press National Coach of the Year
		Schutt Sport Group National Coach of the Year
		Big 12 Coach of the Year
2002	.....	Big 12 Coach of the Year
2011	.....	Woody Hayes National Coach of the Year
		Sporting News National Coach of the Year
		Rivals.com National Coach of the Year
		CBS Sports National Coach of the Year
		Big 12 Coach of the Year
2012	.....	Bobby Dodd National Coach of the Year
		Big 12 Coach of the Year

## /// THE SNYDER FILE ///

Date of Birth:	October 7, 1939
Hometown:	St. Joseph, Mo.
Spouse:	Sharon
Children:	Sean, Ross, Shannon, Meredith, Whitney
Grandchildren:	Sydney, Katherine, Tate, Matthew, Alexis, Gavin, Kadin and Tylin
Great Grandchildren:	D.J.

## EDUCATION

Received B.A. from William Jewell in 1963

Received M.A. from Eastern New Mexico in 1965

## PLAYING EXPERIENCE

Three-year letterwinner as a defensive back at William Jewell

## COACHING EXPERIENCE

Year	Position	School
1964	Assistant Coach	Indio HS
1966	Graduate Assistant	USC
1967-68	Head Coach	Indio HS
1969-73	Head Coach	Santa Ana Foothill HS
1974-75	Off. Coordinator	Austin College
1976-78	Assistant Coach	North Texas
1979-88	Off. Coordinator	Iowa
1989-2005, 09-18	Head Coach	Kansas State

## YEAR-BY-YEAR RECORD

Year	Overall	Big 8/12	Finish
1989	1-10-0	0-7-0	8th
1990	5-6-0	2-5-0	T6th
1991	7-4-0	4-3-0	4th
1992	5-6-0	2-5-0	T6th
1993	9-2-1	4-2-1	3rd
	► Copper Bowl Champions		
1994	9-3-0	5-2-0	3rd
	► Aloha Bowl		
1995	10-2-0	5-2-0	T2nd
	► Holiday Bowl Champions		
1996	9-3	6-2	3rd-N
	► Cotton Bowl		
1997	11-1	7-1	2nd-N
	► Fiesta Bowl Champions		
1998	11-2	8-0	1st-N
	► Big 12 North Champions		
	► Alamo Bowl		
1999	11-1	7-1	T1st-N
	► Holiday Bowl Champions		
2000	11-3	6-2	1st-N
	► Big 12 North Champions		
	► Cotton Bowl Champions		
2001	6-6	3-5	T4th-N
	► Insight.com Bowl		
2002	11-2	6-2	2nd-N
	► Holiday Bowl Champions		
2003	11-4	6-2	1st
	► Big 12 North Champions		
	► Big 12 Champions		
	► Fiesta Bowl		
2004	4-7	2-6	T5th-N
2005	5-6	2-6	6th-N
2009	6-6	4-4	T2nd-N
2010	7-6	3-5	T3rd-N
	► New Era Pinstripe Bowl		
2011	10-3	7-2	2nd
	► AT&T Cotton Bowl		
2012	11-2	8-1	1st
	► Big 12 Champions		
	► Tostitos Fiesta Bowl		
2013	8-5	5-4	5th
	► Buffalo Wild Wings Bowl Champions		
2014	9-4	7-2	3rd
	► Alamo Bowl		
2015	6-7	3-6	8th
	► Liberty Bowl		
2016	9-4	6-3	4th
	► Texas Bowl Champions		
2017	8-5	5-4	T4th
	► Cactus Bowl Champions		
2018	1-0		
<b>TOTAL</b>	<b>211-110-1</b>	<b>123-84-1</b>	

## /// RECORDS UNDER SNYDER ///

Overall	211-110-1 (.656)
Overall (second tenure)	75-42 (.640)
Home (overall)	136-36-1 (.788)
Home (second tenure)	47-15 (.754)
Away (overall)	62-61 (.504)
Away (second tenure)	23-22 (.511)
Neutral	13-13 (.500)
Big 8/12	123-84-1 (.594)
Big 12 (second tenure)	48-31 (.608)
Home (overall)	70-30-1 (.698)
Home (second tenure)	25-13 (.658)
Away (overall)	51-53 (.490)
Away (second tenure)	20-18 (.526)
Neutral	2-1 (.667)
Non-conference record	88-26 (.770)
Non-conference record (second tenure)	27-11 (.706)
Home	66-6 (.915)
Away	10-8 (.556)
Neutral	12-12 (.500)
Bowl games	9-10 (.474)
Coming off a loss	50-45-1 (.526)
Second Tenure	21-15 (.583)
Coming off a win	136-62 (.687)
Second Tenure	46-25 (.648)
Coming off a bye	17-10 (.630)
Second Tenure	8-5 (.615)
In August	6-1 (.857)
In September	75-14 (.841)
In October	54-53 (.505)
In November	62-28-1 (.687)
In December	13-8 (.619)
In January	1-6 (.143)
Thursday	4-6 (.400)
Friday	2-5 (.286)
Saturday	200-97-1 (.672)
Sunday	0-1 (.000)
Monday	1-0 (1.000)
Tuesday	1-0 (1.000)
Wednesday	3-1 (.750)
Scoring first	152-27 (.849)
Opponent scoring first	59-83-1 (.412)
Leading at halftime	179-11 (.942)
Behind at halftime	23-91-1 (.197)
Tied at halftime	9-8 (.529)
Overtime	3-2 (.600)
Outgain opponent	160-25 (.864)
Outgained by opponent	51-85-1 (.376)
More turnovers gained	131-23 (.851)
Fewer turnovers gained	49-63-1 (.433)
Equal turnovers gained	31-24 (.563)
With 100-yard rusher	118-27 (.813)
Scoring a defensive touchdown	42-9 (.824)
Scoring a special teams touchdown	53-10 (.839)

## SNYDER ALL-TIME AGAINST OPPONENTS

Akron	1-0	Louisiana	3-1	South Dakota	2-0
Arizona State	1-1	Louisiana-Monroe	2-0	Stanford	0-1
Arkansas	0-2	Louisiana Tech	3-0	Stephen F. Austin	1-0
Auburn	0-1	Marshall	1-1	Syracuse	1-2
Ball State	1-0	Massachusetts	3-0	TCU	3-3
Baylor	7-5	McNeese State	1-0	Temple	3-0
Boston College	0-1	Miami	2-0	Tennessee	1-0
Bowling Green	1-0	Michigan	1-0	Tennessee Tech	1-0
BYU	0-1	Minnesota	2-0	Texas	7-5
California	1-0	Missouri	15-5	Texas A&M	5-5
Central Arkansas	1-0	Missouri State	3-0	Texas Tech	9-5
Charlotte	1-0	Montana	1-0	Troy	1-0
Cincinnati	2-0	Nebraska	5-14	UCF	1-0
Colorado	6-12-1	New Mexico	1-0	UCLA	2-2
Colorado State	1-0	New Mexico State	4-0	UNLV	2-0
Eastern Illinois	1-0	North Dakota State	0-1	USC	2-0
Eastern Kentucky	1-0	North Texas	5-0	UTEP	2-0
Florida Atlantic	1-0	Northern Illinois	4-2	UTSA	1-0
Florida International	1-0	Northern Iowa	0-1	Utah State	1-1
Fresno State	0-1	Ohio	1-0	Vanderbilt	0-1
Idaho State	1-0	Ohio State	0-1	Washington	1-1
Indiana State	3-0	Oklahoma	8-15	West Virginia	4-2
Iowa	1-0	Oklahoma State	12-7	Western Illinois	1-0
Iowa State	22-4	Oregon	0-1	Western Kentucky	3-0
Kansas	22-4	Purdue	0-1	Wyoming	1-0
Kent State	1-0	Rice	2-0		

## MILESTONE VICTORIES

## OVERALL

Win	Date	Opponent	Location	Score
1	September 30, 1989	North Texas	Manhattan, Kan.	20-17
25	November 13, 1993	Missouri	Manhattan, Kan.	31-21
40*	September 30, 1995	Northern Illinois	Manhattan, Kan.	44-0
50	September 21, 1996	Rice	Houston, Texas	34-7
75	November 7, 1998	Baylor	Waco, Texas	49-6
100	September 8, 2001	USC	Los Angeles, Calif.	10-6
125	November 15, 2003	Nebraska	Lincoln, Neb.	38-9
150	September 3, 2001	Eastern Kentucky	Manhattan, Kan.	10-3
175	November 9, 2013	Texas Tech	Lubbock, Texas	49-26
200	November 26, 2016	Kansas	Manhattan, Kan.	34-19

\* Passed Mike Ahearn (1905-10) as all-time winningest coach in school history

## BIG 8/12

Win	Date	Opponent	Location	Score
1	October 13, 1990	Oklahoma State	Manhattan, Kan.	23-17
25	October 19, 1996	Texas A&M	College Station, Texas	23-20
50	November 20, 1999	Missouri	Manhattan, Kan.	66-0
75	November 19, 2005	Missouri	Manhattan, Kan.	36-28
100	November 9, 2013	Texas Tech	Lubbock, Texas	49-29

## MISCELLANEOUS

WINNINGEST ACTIVE  
FBS COACHES

1.	Brian Kelly, Notre Dame*	220
2.	Nick Saban, Alabama	219
3.	<b>Bill Snyder, K-State</b>	<b>211</b>
4.	Paul Johnson, Georgia Tech	183
5.	Urban Meyer, Ohio State	178

MOST GAMES BY AN ACTIVE COACH  
AT FBS SCHOOLS

1.	<b>Bill Snyder, K-State</b>	<b>322</b>
2.	Brian Kelly, Notre Dame	312
3.	Nick Saban, Alabama	282
4.	Terry Bowden, Akron	280
5.	Paul Johnson, Georgia Tech	276

MOST YEARS BY AN  
ACTIVE FBS COACH

1.	Brian Kelly, Notre Dame*	28
2.	<b>Bill Snyder, K-State</b>	<b>26</b>
3.	Terry Bowden, Akron	24
4.	Nick Saban, Alabama	22
	Kirk Ferentz, Iowa	22

\* Includes tenure at Division III Grand Valley State

MOST YEARS AT  
CURRENT SCHOOL

1.	<b>Bill Snyder, K-State</b>	<b>26</b>
2.	Kirk Ferentz, Iowa	19
3.	Gary Patterson, TCU	18
4.	Kyle Whittingham, Utah	14
5.	Mike Gundy, Oklahoma State	13
	Frank Solich, Ohio	13

WINNINGEST COACHES  
ALL-TIME

1.	Joe Paterno	409
16.	Steve Spurrier	228
17.	Brian Kelly	220
18.	Nick Saban	219
19.	Dennis Franchione	213
20.	<b>Bill Snyder</b>	<b>211</b>

COACHES WITH 100 BIG 8/12  
VICTORIES AT ONE SCHOOL

1.	Tom Osborne, Nebraska	153
2.	<b>Bill Snyder, K-State</b>	<b>123</b>
3.	Bob Stoops, Oklahoma	121
4.	Barry Switzer, Oklahoma	100

# ASSISTANT COACHES

Kansas State's staff boasts seven coaches that played and graduated from K-State, *the most among Power 5 programs*. The list includes **Mo Latimore** (1970-71), **Sean Snyder** (1991-92), **Andre Coleman** (1990-93), **Eric Hickson** (1994-98), **Blake Seiler** (2004-06), **Zach Hanson** (2009-11) and **Collin Klein** (2009-12). Additionally, three of the four graduate assistants – **Travis Britz**, **Jake Vang** and **Stanton Weber** – are K-State graduates. More information can be found on pages 24-25 of the 2018 K-State Football Media Guide.



## **SEAN SNYDER [F]**

Associate Head Coach/Special Teams Coord.  
25th Year – Kansas State '94

- The 2015 and 2017 Special Teams Coordinator of the Year by Phil Steele who also won the award in 2015 from FootballScoop.com and has been a finalist four other times.
- Since taking over the special teams in 2011, K-State has set or tied eight team records, while players have etched their names at the top of 20 individual marks.

- K-State has had the First Team All-Big 12 kick returner each of the last five seasons, the longest streak in conference history.



## **ANDRE COLEMAN [PB]**

Offensive Coordinator/Wide Receivers  
Sixth Year – Kansas State '11

- Entering his first year as the program's offensive coordinator after earning a promotion to pass game coordinator prior to the 2017 season.
- Coached **Tyler Lockett** and **Curry Sexton** to become the top receiving duo in the nation in 2014.
- A 1993 All-American at K-State who had 3,443 career all-purpose yards.

- Played five years in the NFL and became the first former Wildcat to score a touchdown in the Super Bowl when he did so in Super Bowl XXIX while playing for the San Diego Chargers.



## **BLAKE SEILER [F]**

Defensive Coordinator/Linebackers  
10th Year – Kansas State '07

- Enters his first season as K-State's defensive coordinator after moving to linebackers coach at assistant defensive coordinator prior to 2017.
- Tutored a pair of All-Big 12 linebackers in 2017 (**Trent Tackett** and **Jayd Kirby**) in just his first season coaching the position.
- Coached 2016 Big 12 Defensive Player of the Year **Jordan Willis**.

- A three-year letterwinner at K-State who spent two years as a structural engineer at Cessna Aircraft Company (2007 and 2008) before getting into coaching.



## **CHARLIE DICKEY [F]**

Co-Offensive Coordinator/Offensive Line  
10th Year – Arizona '87

- Regarded as one of the best offensive line coaches in the country who is in his 31st year of full-time coaching duty in 2017.
- Has coached 22 All-Big 12 OL since his arrival – including 10 first-team accolades – and a pair of All-Americans in **B.J. Finney** and **Dalton Risner**.
- Tutored an offensive line with 17 collective starts entering 2016 that helped

K-State set the school record in yards per carry (5.27).

- Played at Arizona from 1983-84, compiling a streak of 1,230 consecutive offensive plays.



## **COLLIN KLEIN [F]**

Quarterbacks  
Fourth Year – Kansas State '11

- In his second season as a full-time coach at K-State after serving as QB coach at Northern Iowa in 2016... A member of the Wildcat staff in 2014-15.
- Promoted to Co-Offensive Coordinator prior to the 2018 season.
- Worked with three different starting quarterbacks in 2017 due to injury.
- K-State finished the 2017 season ranked 13th in the nation in passing yards

per completion (14.48) and eighth in school history in passing efficiency (141.7).

- The 2012 Johnny Unitas Award Winner and a Heisman Trophy finalist.



## **BRIAN NORWOOD [F]**

Co-Defensive Coordinator/Secondary  
First Year – Hawai'i '88

- A 28-year coaching veteran with previous ties to the Big 12 having coached at Texas Tech (2000) and Baylor (2008-14).
- Working for his second Hall of Fame head coach after serving under **Joe Paterno** at Penn State (2001-07).
- Spent the last three seasons at Tulsa as associate head coach and co-defensive coordinator coaching the safeties.

- Was the defensive coordinator at Baylor from 2008-10 before becoming associate head coach from 2011-14.



## **JON FABRIS [PB]**

Defensive Ends  
Fourth Year – Ole Miss '80

- In the second season of his second stint at K-State (also coached 1997-98).
- Helped the 2017 Wildcats rank fourth in the Big 12 in points allowed per game (25.2) and 10th in school history in rushing yards allowed per game (117.7).
- Tutored **Reggie Walker**, who earned Second Team All-Big 12 honors in 2017.
- Has been vital to K-State's punt-return game in both tours of duty in Manhattan as the 2017 squad ranked 10th in the nation and ninth in school history with a 13.6-yard average.

- Has coached in every Power 5 conference, the NFL and community college.



## **ZACH HANSON [PB]**

Tight Ends  
Fifth Year – Kansas State '10

- Returns to K-State after serving as a special teams graduate assistant at North Carolina the last two seasons.
- Was an offensive graduate assistant at K-State from 2013-15 after serving as an offensive quality control coach during K-State's Big 12 Championship season of 2012.

- Played in 37 games for K-State as an OL from 2009-11, earned 2011 First Team All-Big 12 honors.
- Started at left tackle in 2011, helping K-State earn a 10-3 record and an appearance in the Cotton Bowl.



## **ERIC HICKSON [F]**

Running Backs  
First Year – Kansas State '98

- Enters his first year at K-State after spending the last three seasons at Akron.
- Helped the Zips earn a pair of bowl berths in his first three seasons on an FBS staff, including the 2017 season in which Akron won the MAC East.
- Went to Akron after serving as the interim head coach, running backs coach and outgoing recruiting coordinator at Garden City Community College in 2014.

- Was the head coach at Emmerich Manuel High School in Indiana in 2013.
- Left K-State in 1998 as the program's all-time leading rusher with 2,537 yards and 26 touchdowns.



## **MO LATIMORE [F]**

Interior Defensive Line  
35th Year – Kansas State '76

- Stands as the longest-tenured coach in the country.
- Has coached an All-Big 12 defensive tackle each of the last seven seasons.
- Tutored **Will Geary** to become the first Wildcat interior defensive lineman since 1983 to earn three-straight first team all-conference honors.
- Has helped coach a top-five national defense seven times (1995, 1997-2002).

- Began coaching career as a GA at K-State in 1976 and was on staff for school's first bowl season (1982).
- An All-American offensive lineman for K-State from 1970-71 who played four years in the CFL.

**[F]** – LOCATED ON FIELD // **[PB]** – LOCATED IN PRESS BOX



## ALPHABETICAL

NO	NAME	POS
21	Kendall Adams	DB
63	Ben Adler	OL
52	Nick Allen	LB
21	Devin Anctil	P
17	Nick Ast	QB
44	Kyle Ball	DE
34	Alex Barnes	RB
36	Mason Barta	FB
61	Abdul Beecham	OL
43	Jack Blumer	P
23	Daron Bowles	DB
16	Derek Bowman	DB
25	Ekow Boye-Doe	DB
88	Phillip Brooks	WR
46	Jhet Burkhart	LB
49	Wesley Burris	LS
36	Jeremy Collier	P
37	Kirk Coomes	FB
82	Cameron Cotton	TE
65	Harrison Creed	OL
88	Cartez Crook-Jones	DE
72	Evan Curl	OL
96	Joe Davies	DT
26	Adam Davis	LB
5	Alex Delton	QB
99	Trey Dishon	DT
73	Christian Duffie	OL
42	Chris Dugan	DE
6	Johnathan Durham	DB
58	Justin Eichman	OL
28	Ross Elder	DB
69	Carlos Emanuel	DT
55	Cody Fletcher	LB
74	Scott Frantz	OL
10	Eric Gallon II	LB
89	Blaise Gammon	TE
21	Wykeen Gill	WR
60	Hayden Gillum	OL
20	Denzel Goolsby	DB
22	Daniel Green	LB
14	Hunter Hall	QB
33	Sam Hardin	DB
38	Dalton Harman	LS
2	Isaiah Harris	WR
80	Adam Harter	FB
20	Thomas Helten	WR
8	Ryan Henington	QB
18	Andrew Hicks	PK
3	John Holcombe II	QB
79	Adam Holtorf	OL
18	Eric Hommel	WR
56	Wyatt Hubert	DE
92	Eli Huggins	DT
32	Justin Hughes	LB
53	Jacob Jenkins	DE
13	Chase Johnston	DE
84	Matt Jones	TE
4	Wayne Jones	DB
42	Osvelt Joseph	DE
77	Nick Kaltmayer	OL
78	Marshall Kellner	OL
27	Cameron Key	DB
81	Malik Knowles	WR

NO	NAME	POS	HT	WT	YR-EX	HOMETOWN (LAST SCHOOL)
2	# Isaiah Harris	WR	5-8	166	So.-1L	Fort Worth, Texas (All Saints Episcopal)
2	# Lance Robinson	DB	5-9	184	Fr.-HS	New Orleans, La. (De La Salle)
3	# John Holcombe II	QB	6-4	256	Fr.-HS	Humble, Texas (Summer Creek)
3	# Elijah Sullivan	LB	6-0	219	Jr.-2L	Tucker, Ga. (Tucker)
3	# Dalvin Warmack	RB	5-8	187	Sr.-3L	Blue Springs, Mo. (Blue Springs)
4	# Wayne Jones	DB	5-11	193	Fr.-HS	Owasso, Okla. (Owasso)
4	# JaQuay Lane	WR	5-9	160	Fr.-HS	Loganville, Ga. (Grayson)
5	# Alex Delton	QB	6-0	205	Jr.-2L	Hays, Kan. (Hays)
5	# Da'Quan Patton	LB	6-1	221	Jr.-RS	Cedar Park, Texas (Trinity Valley CC)
6	# Johnathan Durham	DB	6-0	190	Jr.-2L	Aledo, Texas (Aledo)
6	# D.J. Render	WR	5-10	182	So.-SQ	Kennesaw, Ga. (North Cobb)
7	# Eli Walker	DB	6-2	202	Sr.-1L	Long Beach, Calif. (Cerritos College)
7	# Isaiah Zuber	WR	6-0	183	Jr.-2L	Stone Mountain, Ga. (Stephenson)
8	# Ryan Henington	QB	6-1	195	Fr.-RS	Junction City, Kan. (Junction City)
8	# Duke Shelley	DB	5-9	180	Sr.-3L	Tucker, Ga. (Tucker)
9	# Hunter Rison	WR	5-11	205	So.-TR	Ann Arbor, Mich. (Michigan State)
9	# EJ Thomas	DB	5-11	165	Fr.-HS	Atlanta, Ga. (Carver)
10	# Eric Gallon II	LB	6-2	222	Jr.-RS	Lakeland, Fla. (Univ. of Virginia)
10	# Blake Lynch	PK	5-5	145	So.-SQ	Goddard, Kan. (Eisenhower)
10	# Skylar Thompson	QB	6-2	205	So.-1L	Independence, Mo. (Fort Osage)
12	# AJ Parker	DB	5-11	178	So.-1L	Bartlesville, Okla. (Bartlesville)
12	# Landry Weber	WR	5-10	175	Fr.-RS	Lenexa, Kan. (Bishop Miege)
13	# Chase Johnston	DE	6-3	237	Jr.-2L	Carl Junction, Mo. (Carl Junction)
13	# Chabastin Taylor	WR	6-4	229	Fr.-RS	Giddings, Texas (Giddings)
14	# Hunter Hall	QB	6-3	230	Jr.-SQ	Clearwater, Kan. (Clearwater)
14	# Kevion McGee	DB	5-10	185	Jr.-TR	Ardmore, Okla. (Northeastern Oklahoma A&M)
15	# Walter Neil, Jr.	DB	5-9	170	So.-1L	Lawton, Okla. (MacArthur)
15	# Zach Reuter	WR	6-3	197	Sr.-3L	Columbia, Mo. (Rock Bridge)
16	# Derek Bowman	DB	6-1	212	Fr.-HS	Manhattan, Kan. (Homeschooled)
16	# EJ Turner	WR	6-0	185	Fr.-HS	Cartersville, Ga. (Cartersville)
17	# Nick Ast	QB	6-5	203	Fr.-RS	Cimarron, Kan. (Cimarron)
17	# Maxwell Poduska	PK	6-0	176	Fr.-HS	Fort Collins, Colo. (Rocky Mountain)
18	# Andrew Hicks	PK	5-11	182	Fr.-RS	Shawnee, Kan. (Mill Valley)
18	# Eric Hommel	WR	6-2	190	Fr.-RS	Littleton, Colo. (Rock Canyon)
18	# Darreyl Patterson	DB	5-10	170	Jr.-TR	Lawton, Okla. (Northeastern Oklahoma A&M)
19	# Colby Moore	DB	6-1	201	Sr.-3L	Argyle, Texas (Liberty Christian)
19	# Samuel Wheeler	QB	6-4	218	Fr.-HS	Lenexa, Kan. (St. James Academy)
20	# Denzel Goolsby	DB	5-11	200	Jr.-2L	Wichita, Kan. (Bishop Carroll)
20	# Thomas Helten	WR	6-3	194	Fr.-HS	Garden Plain, Kan. (Bishop Carroll)
21	# Kendall Adams	DB	6-1	228	Sr.-3L	Fort Worth, Texas (All Saints Episcopal)
21	# Devin Anctil	P	6-0	227	Jr.-SQ	Lenexa, Kan. (Coffeyville CC)
21	# Wykeen Gill	WR	5-10	178	So.-SQ	Atchison, Kan. (Atchison)
22	# Daniel Green	LB	6-2	218	Fr.-HS	Portland, Ore. (Madison)
22	# Nick McLellan	PK	6-2	182	Jr.-SQ	West Des Moines, Iowa (Dowling Catholic)
23	# Daron Bowles	DB	5-9	185	Jr.-RS	Stone Mountain, Ga. (Diablo Valley College)
23	# Mike McCoy	RB	6-2	236	So.-SQ	Topeka, Kan. (Topeka)
24	# Brock Monty	DB	6-2	202	So.-1L	Wichita, Kan. (Kapaun Mt. Carmel)
24	# Dylan Wentzel	WR	6-0	169	Fr.-RS	Salina, Kan. (Salina Central)
25	# Ekow Boye-Doe	DB	5-11	160	Fr.-HS	Lawrence, Kan. (Lawrence)
25	# Harry Trotter	RB	5-11	190	Jr.-TR	Atchison, Kan. (Louisville)
26	# Adam Davis	LB	6-0	197	Fr.-HS	Overland Park, Kan. (St. Thomas Aquinas)
26	# Elliot Ollenburger	WR	5-10	170	Fr.-HS	Hillsboro, Kan. (Hillsboro)
27	# Cameron Key	DB	5-9	165	Fr.-HS	Overland Park, Kan. (Bishop Miege)
27	# Cornelius Ruff IV	RB	5-10	218	Fr.-RS	Kansas City, Kan. (Schlagle)
28	# Ross Elder	DB	6-0	174	Fr.-RS	Kansas City, Mo. (Rockhurst)
28	# Spencer Misko	TE	6-5	237	Fr.-RS	Keller, Texas (Keller)
29	# Seth Porter	WR	5-7	152	Fr.-HS	Friendswood, Texas (Clear Springs)
29	# Bernardo Rodriguez	P	5-10	188	Fr.-RS	Coppell, Texas (Coppell)
30	# Parker O'Neal	LB	5-11	205	Fr.-HS	Hope, Kan. (Abilene)
31	# Jahron McPherson	DB	6-1	198	So.-RS	Basehor, Kan. (Butler CC)
32	# Justin Hughes	LB	6-1	229	Jr.-SQ	Tucker, Ga. (Tucker)
32	# Justin Silmon	RB	5-10	200	Sr.-3L	Tulsa, Okla. (Union)
33	# Sam Hardin	DB	6-1	190	Fr.-HS	Wichita, Kan. (Trinity Academy)
34	# Alex Barnes	RB	6-1	225	Jr.-2L	Pittsburg, Kan. (Pittsburg)
35	# Blake Richmeier	LB	6-1	233	Jr.-SQ	Holcomb, Kan. (Butler CC)
35	# Michael Warmack	RB	5-5	173	Fr.-HS	Blue Springs, Mo. (Blue Springs)
36	# Mason Barta	FB	6-1	228	Fr.-RS	Holton, Kan. (Holton)
36	# Jeremy Collier	P	5-10	175	Sr.-RS	Overland Park, Kan. (Augustana College)
37	# Kirk Coomes	FB	5-11	229	Fr.-HS	Phillipsburg, Kan. (Phillipsburg)
38	# Dalton Harman	LS	6-2	245	Sr.-SQ	Salina, Kan. (Salina South)

NO	NAME	POS	HT	WT	YR-EX	HOMETOWN (LAST SCHOOL)
40	Spencer Trussell	DE	6-3	222	Fr.-HS	Arlington, Texas (Martin)
41	Sam Sizelove	LB	6-3	236	Sr.-3L	Argyle, Texas (Argyle)
42 #	Chris Dugan	DE	6-1	234	So.-TR	Wichita, Kan. (Butler CC)
42 #	Osvelt Joseph	DE	6-2	232	Sr.-SQ	Miami, Fla. (Garden City CC)
42 #	Randen Plattner	LS	6-2	213	Fr.-HS	Parkville, Mo. (Park Hill)
43	Jack Blumer	P	6-3	180	Fr.-HS	Marysville, Kan. (Marysville)
44	Kyle Ball	DE	6-2	248	Jr.-2L	Prairie Village, Kan. (Shawnee Mission East)
45	David Tullis	LS	5-11	198	Sr.-SQ	Derby, Kan. (Butler CC)
46	Jhet Burkhart	LB	5-11	201	Fr.-HS	Buhler, Kan. (Buhler)
47	Luke Sowa	FB	6-3	234	Jr.-TR	Millstone Township, N.J. (Butler CC)
49	Wesley Burris	LS	5-10	194	So.-SQ	Olathe, Kan. (Olathe East)
50	Jordon Robertson	DT	6-3	270	So.-SQ	Dallas, Texas (Bishop Dunne)
51	Reggie Walker	DE	6-2	246	Jr.-2L	Ponchatoula, La. (Ponchatoula)
52	Nick Allen	LB	5-11	226	Fr.-HS	Overland Park, Kan. (Blue Valley Southwest)
53	Jacob Jenkins	DE	6-3	225	Fr.-RS	Anthony, Kan. (Chaparral)
54	Hayden Perry	OL	6-2	281	Jr.-RS	Emporia, Kan. (Hutchinson CC)
55	Cody Fletcher	LB	6-2	214	So.-TR	Henrietta, Texas (Tyler JC)
56	Wyatt Hubert	DE	6-3	250	Fr.-RS	Topeka, Kan. (Shawnee Heights)
58	Justin Eichman	OL	6-9	348	So.-TR	Topeka, Kan. (Butler CC)
59	Drew Wiley	DT	6-4	293	So.-1L	Vinton, Iowa (Vinton-Shellsburg)
60	Hayden Gillum	OL	6-3	263	Fr.-HS	Plainville, Kan. (Plainville)
61	Abdul Beecham	OL	6-3	321	Sr.-2L	Cibola, Texas (Blinn College)
62	Tyler Mitchell	OL	6-4	307	Jr.-2L	Mathews, Ala. (Montgomery Academy)
63	Ben Adler	OL	6-4	307	Fr.-RS	Wichita, Kan. (Trinity Academy)
65	Harrison Creed	OL	6-5	285	Fr.-RS	Ulysses, Kan. (Ulysses)
66	Aidan Mills	OL	6-5	294	Fr.-HS	Newton, Kan. (Newton)
68	Bill Kuduk	OL	6-5	305	Fr.-RS	Chicago, Ill. (Marist)
69	Carlos Emanuel	DT	6-3	312	Fr.-HS	Hanover, Kan. (Hanover)
70	Kaitori Leveston	OL	6-3	305	Fr.-HS	Waco, Texas (Midway)
71	Dalton Risner	OL	6-5	308	Sr.-3L	Wiggins, Colo. (Wiggins)
72	Evan Curl	OL	6-5	290	Jr.-SQ	Flower Mound, Texas (Flower Mound)
73	Christian Duffie	OL	6-4	310	Fr.-HS	Humble, Texas (Summer Creek)
74	Scott Frantz	OL	6-5	295	Jr.-2L	Lawrence, Kan. (Free State)
76	Josh Rivas	OL	6-6	310	Fr.-RS	Hutchinson, Kan. (Hutchinson)
77	Nick Kaltmayer	OL	6-8	293	Jr.-1L	Edwardsville, Ill. (Western Illinois)
78	Marshall Kellner	OL	6-2	286	Fr.-HS	De Soto, Kan. (De Soto)
79	Adam Holtorf	OL	6-4	295	Jr.-1L	Seward, Neb. (Seward)
80	Adam Harter	FB	6-2	245	Jr.-SQ	Olathe, Kan. (Butler CC)
81	Malik Knowles	WR	6-2	178	Fr.-HS	Mansfield, Texas (Lake Ridge)
82	Cameron Cotton	TE	6-4	231	Fr.-RS	Elk River, Minn. (Elk River)
83	Dalton Schoen	WR	6-1	207	Jr.-1L	Overland Park, Kan. (Blue Valley Northwest)
84	Matt Jones	TE	6-6	250	Sr.-SQ	Melvorn, Kan. (Butler CC)
85	Logan Long	TE	6-4	270	Fr.-RS	Woodward, Okla. (Woodward)
87	Nick Lenners	TE/FB	6-5	250	So.-1L	Lincoln, Neb. (Lincoln Southwest)
88 #	Phillip Brooks	WR	5-7	161	Fr.-HS	Lee's Summit, Mo. (Lee's Summit West)
88 #	Cartez Crook-Jones	DE	6-5	230	Fr.-HS	Grandview, Mo. (Grandview)
89	Blaise Gammon	TE	6-7	255	Jr.-2L	Overland Park, Kan. (Blue Valley West)
90	Bronson Massie	DE	6-4	243	So.-1L	Lufkin, Texas (Lufkin)
91	Jordan Mittie	DT	6-2	287	Jr.-TR	Aledo, Texas (Texas State)
92	Eli Huggins	DT	6-4	278	Fr.-RS	Cumming, Ga. (West Forsyth)
93	Jaylen Pickle	DT	6-4	278	Fr.-HS	Cimarron, Kan. (Cimarron)
94	Anthony Payne	DE	6-1	245	Fr.-RS	Peculiar, Mo. (Raymore-Peculiar)
95	Derick Newton	DT	6-0	262	Fr.-HS	Douglas, Ga. (Coffee)
96	Joe Davies	DT	6-3	285	Jr.-1L	Carrollton, Texas (Coffeyville CC)
97	Logan Stoddard	DT	6-0	260	Sr.-SQ	Wamego, Kan. (Highland CC)
99	Trey Dishon	DT	6-2	305	Jr.-2L	Horton, Kan. (Horton)

# Duplicate Number | Updated August 29, 2018

## PRONUNCIATION GUIDE

### PLAYERS

Devin ANCTIL.....ANK-tul  
 Nick AST.....AUH-st  
 DARON Bowles.....DARREN  
 EKOW BOYE-DOE.....ECK-oh BOY-doe  
 Trey DISHON.....dish-AWN  
 Justin EICHMAN.....IKE-man  
 Scott FRANTZ.....FRANCE  
 OSVELT Joseph.....AHZ-velt  
 Nick KALTMAYER.....KAULT-meyer

MALIK Knowles.....muh-LEEK  
 JAQUAY Lane.....juh-KWAY  
 KAITORI Leveston.....ka-TOR-ee  
 KEVION McGee.....KEY-vee-in  
 JAHIRON McPherson.....juh-RON  
 Spencer MISKO.....MISS-ko  
 DA'QUAN Patton.....DAY-quan  
 Zach REUTER.....ROY-ter  
 Dalton RISNER.....RISE-ner  
 Josh RIVAS.....REE-vahss

Dalton SCHOEN.....SHOWN  
 Luke SOWA.....SO-uh  
 CHABASTIN Taylor.....chuh-BASS-tin  
 David TULLIS.....TULL-is  
 Isaiah ZUBER.....ZOO-bur

### COACHES

Jon FABRIS.....FAB-riss  
 Blake SEILER.....SYE-lur

## ALPHABETICAL

NO	NAME	POS
68	Bill Kuduk	OL
4	JaQuay Lane	WR
87	Nick Lenners	TE/FB
70	Kaitori Leveston	OL
85	Logan Long	TE
10	Blake Lynch	PK
90	Bronson Massie	DE
23	Mike McCoy	RB
14	Kevion McGee	DB
22	Nick McLellan	PK
31	Jahron McPherson	DB
66	Aidan Mills	OL
28	Spencer Misko	TE
62	Tyler Mitchell	OL
91	Jordan Mittie	DT
24	Brock Monty	DB
19	Colby Moore	DB
15	Walter Neil, Jr.	DB
95	Derick Newton	DT
26	Elliot Ollenburger	WR
30	Parker O'Neal	LB
12	AJ Parker	DB
18	Darreyl Patterson	DB
5	Da'Quan Patton	LB
94	Anthony Payne	DE
54	Hayden Perry	OL
93	Jaylen Pickle	DT
42	Randen Plattner	LS
17	Maxwell Poduska	PK
29	Seth Porter	WR
6	D.J. Render	WR
15	Zach Reuter	WR
35	Blake Richmeier	LB
71	Dalton Risner	OL
9	Hunter Rison	WR
76	Josh Rivas	OL
50	Jordon Robertson	DT
2	Lance Robinson	DB
29	Bernardo Rodriguez	P
27	Cornelius Ruff IV	RB
83	Dalton Schoen	WR
8	Duke Shelley	DB
32	Justin Silmon	RB
41	Sam Sizelove	LB
47	Luke Sowa	FB
97	Logan Stoddard	DT
3	Elijah Sullivan	LB
13	Chabastin Taylor	WR
9	EJ Thomas	DB
10	Skylar Thompson	QB
25	Harry Trotter	RB
40	Spencer Trussell	DE
45	David Tullis	LS
16	EJ Turner	WR
7	Eli Walker	DB
51	Reggie Walker	DE
3	Dalvin Warmack	RB
35	Michael Warmack	RB
12	Landry Weber	WR
24	Dylan Wentzel	WR
19	Samuel Wheeler	QB
59	Drew Wiley	DT
7	Isaiah Zuber	WR

# DEPTH CHART

vs MISSISSIPPI STATE

## OFFENSE

<b>WR</b>	7	Isaiah Zuber (6-0, 183, Jr.-2L)
	13	Chabastin Taylor (6-4, 229, Fr.-RS)
<b>LT</b>	74	Scott Frantz (6-5, 295, Jr.-2L)
	68	Bill Kuduk (6-5, 305, Fr.-RS)
<b>LG</b>	62	Tyler Mitchell (6-4, 307, Jr.-2L)
	63	Ben Adler (6-4, 307, Fr.-RS)
<b>C</b>	79	Adam Holtorf (6-4, 295, Jr.-1L)
	72	Evan Curl (6-5, 290, Jr.-SQ)
<b>RG</b>	61	Abdul Beecham (6-3, 321, Sr.-2L)
	76	Josh Rivas (6-6, 310, Fr.-RS)
<b>RT</b>	71	Dalton Risner (6-5, 308, Sr.-3L)
	77	Nick Kaltmayer (6-8, 293, Jr.-1L)
<b>TE</b>	87	Nick Lenner (6-5, 250, So.-1L)
	89	Blaise Gammon (6-7, 255, Jr.-2L)
<b>QB</b>	10	Skylar Thompson (6-2, 205, So.-1L) <b>OR</b>
	5	Alex Delton (6-0, 205, Jr.-2L)
<b>FB</b>	80	Adam Harter (6-2, 245, Jr.-SQ) <b>OR</b>
	36	Mason Barta (6-1, 228, Fr.-RS)
<b>RB</b>	34	Alex Barnes (6-1, 225, Jr.-2L)
	3	Dalvin Warmack (5-8, 187, Sr.-3L)
<b>WR</b>	83	Dalton Schoen (6-1, 207, Jr.-1L)
	2	Isaiah Harris (5-8, 166, So.-1L)
<b>WR</b>	15	Zach Reuter (6-3, 197, Sr.-3L)
	12	Landry Weber (5-10, 175, Fr.-RS)

## DEFENSE



<b>DE</b>	51	Reggie Walker (6-2, 246, Jr.-2L)
	56	Wyatt Hubert (6-3, 250, Fr.-RS)
<b>DT</b>	99	Trey Dishon (6-2, 305, Jr.-2L)
	59	Drew Wiley (6-4, 293, So.-1L)
<b>DT</b>	96	Joe Davies (6-3, 285, Jr.-1L)
	91	Jordan Mittie (6-2, 287, Jr.-TR)
<b>DE</b>	44	Kyle Ball (6-2, 248, Jr.-2L)
	90	Bronson Massie (6-4, 243, So.-1L)
<b>LB</b>	5	Da'Quan Patton (6-1, 221, Jr.-RS)
	10	Eric Gallon II (6-2, 222, Jr.-RS)
<b>LB</b>	41	Sam Sizelove (6-3, 236, Sr.-3L)
	32	Justin Hughes (6-1, 229, Jr.-SQ)
<b>LB</b>	3	Elijah Sullivan (6-0, 219, Jr.-2L)
	10	Eric Gallon II (6-2, 222, Jr.-RS)
<b>NB</b>	15	Walter Neil Jr. (5-9, 170, So.-1L)
	6	Johnathan Durham (6-0, 190, Jr.-2L)
<b>CB</b>	8	Duke Shelley (5-9, 180, Sr.-3L)
	18	Darreyl Patterson (5-10, 170, Jr.-TR)
<b>SS</b>	20	Denzel Goolsby (5-11, 200, Jr.-2L)
	31	Jahron McPherson (6-1, 198, So.-RS)
<b>FS</b>	21	Kendall Adams (6-1, 228, Sr.-3L)
	7	Eli Walker (6-2, 202, Sr.-1L)
<b>CB</b>	12	AJ Parker (5-11, 178, So.-1L)
	14	Kevion McGee (5-10, 185, Jr.-TR)








## SPECIALISTS

<b>PK/KO</b>	10	Blake Lynch (5-5, 145, So.-SQ)
	22	Nick McLellan (6-2, 182, Jr.-SQ) <b>OR</b>
	17	Maxwell Poduska (6-0, 176, Fr.-HS)
<b>HOLD</b>	19	Colby Moore (6-1, 201, Sr.-3L)
	83	Dalton Schoen (6-1, 207, Jr.-1L)
<b>LS</b>	45	David Tullis (5-11, 198, Sr.-SQ)
	38	Dalton Harman (6-2, 245, Sr.-SQ)

<b>SS</b>	38	Dalton Harman (6-2, 245, Sr.-SQ)
	45	David Tullis (5-11, 198, Sr.-SQ)
<b>P</b>	18	Andrew Hicks (5-11, 182, Fr.-RS)
	21	Devin Anctil (6-0, 227, Jr.-SQ) <b>OR</b>
	29	Bernardo Rodriguez (5-10, 188, Fr.-RS)
<b>KOR</b>	8	Duke Shelley (5-9, 180, Sr.-3L)
	7	Isaiah Zuber (6-0, 183, Jr.-2L)
<b>PR</b>	8	Duke Shelley (5-9, 180, Sr.-3L)
	7	Isaiah Zuber (6-0, 183, Jr.-2L)



WR		<b>#7 Isaiah Zuber (ZOO-bur)</b> 6-0, 183, Jr.-2L Stone Mountain, Ga. (Stephenson)	<ul style="list-style-type: none"><li><b>LAST GAME:</b> 5 rec, 68 yds, 1 TD vs. South Dakota (9/1/18)</li><li>First player in school history with a TD catch in 3-straight season openers.</li><li>Had 51 catches and 3 TDs last year to rank 3rd in school history among SOs.</li></ul>	<table><tr><th>Year</th><th>Rec.</th><th>Yds.</th><th>Avg</th><th>TD</th><th>LG</th></tr><tr><td>2018</td><td>5</td><td>68</td><td>13.6</td><td>1</td><td>20</td></tr><tr><td>CAR</td><td>80</td><td>770</td><td>9.6</td><td>7</td><td>29</td></tr><tr><td colspan="6">Car. Highs: Rec: 7; Yds: 79; TD: 1</td></tr></table>	Year	Rec.	Yds.	Avg	TD	LG	2018	5	68	13.6	1	20	CAR	80	770	9.6	7	29	Car. Highs: Rec: 7; Yds: 79; TD: 1					
	Year	Rec.	Yds.	Avg	TD	LG																						
2018	5	68	13.6	1	20																							
CAR	80	770	9.6	7	29																							
Car. Highs: Rec: 7; Yds: 79; TD: 1																												
		<b>#13 Chabastin (chuh-BASS-tin) Taylor</b> 6-4, 229, Fr.-RS Giddings, Texas (Giddings)	<ul style="list-style-type: none"><li><b>LAST GAME:</b> Played vs. South Dakota (9/1/18); No stats</li><li>A big, physical receiver who had a great 2018 spring game, catching 5 passes for 118 yds and 2 TDs.</li><li>Named the 2016 Offensive MVP for Texas District 10-4A.</li></ul>																									
LT		<b>#74 Scott Frantz (FRANCE)</b> 6-5, 295, Jr.-2L Lawrence, Kan. (Free State)	<ul style="list-style-type: none"><li>Has started all 27 career games at LT.</li><li>Helped lead the Wildcats to a tie for 3rd in school history in rushing yds/carry (4.98).</li><li>Picked up All-Bowl Team accolades in 2016 after holding No. 1 NFL Draft pick Myles Garrett to just 1 tackle.</li></ul>	<table><tr><th>Year</th><th>GP/GS</th></tr><tr><td>2018</td><td>1/1</td></tr><tr><td>CAR</td><td>27/27</td></tr></table>	Year	GP/GS	2018	1/1	CAR	27/27																		
	Year	GP/GS																										
2018	1/1																											
CAR	27/27																											
		<b>#68 Bill Kuduk</b> 6-5, 305, Fr.-RS Chicago, Ill. (Marist)	<ul style="list-style-type: none"><li>Rated the 29th-best prospect in the state of Illinois in the Class of 2017 by ESPN.</li><li>Selected to play in the Blue-Grey All-America Bowl in Jacksonville, Florida, following the 2016 season.</li><li>Picked up All-Midwest Regional honors from PrepStar.</li></ul>																									
LG		<b>#62 Tyler Mitchell</b> 6-4, 307, Jr.-2L Mathews, Ala. (Montgomery Academy)	<ul style="list-style-type: none"><li>Started every game at RG a year ago and started the 2018 opener at LG.</li><li>Has totaled 20 career starts, including 6 at LG during his redshirt freshman season of 2016.</li><li>Earned Second Team Big 12 All-Freshman honors from Athlon in 2016.</li></ul>	<table><tr><th>Year</th><th>GP/GS</th></tr><tr><td>2018</td><td>1/1</td></tr><tr><td>CAR</td><td>23/20</td></tr></table>	Year	GP/GS	2018	1/1	CAR	23/20																		
	Year	GP/GS																										
2018	1/1																											
CAR	23/20																											
		<b>#63 Ben Adler</b> 6-4, 307, Fr.-RS Wichita, Kan. (Trinity Academy)	<ul style="list-style-type: none"><li>Rated the nation's 47th-best guard and the 4th-best player in the state of Kansas in the Class of 2017 by Scout.</li><li>Was an All-Midlands Region selection by PrepStar in 2017.</li><li>Selected to play in the Offense-Defense All-American Bowl in Atlanta, Georgia, following the 2016 season.</li></ul>																									
C		<b>#79 Adam Holtorf</b> 6-4, 295, Jr.-1L Seward, Neb. (Seward)	<ul style="list-style-type: none"><li>A 2018 Rimington Trophy watch list member who has started each of the last 14 games at center.</li><li>Anchored a 2017 line that ranked 3rd in school history in rushing yds/carry (4.98) &amp; 7th in total rushing yds.</li><li>A 2017 CoSIDA Second Team Academic All-American.</li></ul>	<table><tr><th>Year</th><th>GP/GS</th></tr><tr><td>2018</td><td>1/1</td></tr><tr><td>CAR</td><td>16/14</td></tr></table>	Year	GP/GS	2018	1/1	CAR	16/14																		
	Year	GP/GS																										
2018	1/1																											
CAR	16/14																											
		<b>#72 Evan Curl</b> 6-5, 290, Jr.-SQ Flower Mound, Texas (Flower Mound)	<ul style="list-style-type: none"><li>A 4th-year member of the program who has seen action in 5 games, including 3 last year.</li><li>Played in the 2017 games vs. Central Arkansas, Charlotte and UCLA.</li><li>A two-time All-District performer in high school.</li></ul>	<table><tr><th>Year</th><th>GP/GS</th></tr><tr><td>2018</td><td>1/0</td></tr><tr><td>CAR</td><td>5/0</td></tr></table>	Year	GP/GS	2018	1/0	CAR	5/0																		
Year	GP/GS																											
2018	1/0																											
CAR	5/0																											
RG		<b>#61 Abdul Beecham</b> 6-3, 321, Sr.-2L Cibola, Texas (Blinn College)	<ul style="list-style-type: none"><li>Started every game in 2017 at LG.</li><li>Started his first career game at RG in the season opener.</li><li>Earned honorable mention all-conference honors as a freshman at Blinn College in 2015.</li></ul>	<table><tr><th>Year</th><th>GP/GS</th></tr><tr><td>2018</td><td>1/1</td></tr><tr><td>CAR</td><td>22/20</td></tr></table>	Year	GP/GS	2018	1/1	CAR	22/20																		
	Year	GP/GS																										
2018	1/1																											
CAR	22/20																											
		<b>#76 Josh Rivas (REE-vahss)</b> 6-6, 310, Fr.-RS Hutchinson, Kan. (Hutchinson)	<ul style="list-style-type: none"><li>Regarded as the 50th-best guard in the Class of 2017 by ESPN.</li><li>Rated the 3rd-best player in the state of Kansas by ESPN and 247Sports.</li><li>Named the Offensive Player of the Year of the Ark Valley-Chisholm Trail League as a senior.</li></ul>	<table><tr><th>Year</th><th>GP/GS</th></tr><tr><td>2018</td><td>1/0</td></tr><tr><td>CAR</td><td>1/0</td></tr></table>	Year	GP/GS	2018	1/0	CAR	1/0																		
Year	GP/GS																											
2018	1/0																											
CAR	1/0																											
RT		<b>#71 Dalton Risner (RISE-ner)</b> 6-5, 308, Sr.-3L Wiggins, Colo. (Wiggins)	<ul style="list-style-type: none"><li>A 2017 First Team All-American who is also a 2018 Preseason All-American by multiple outlets.</li><li>Has started 39 career games, including each of his last 26 at RT.</li><li>On the watch list for the Outland Trophy and Wuerffel Trophy.</li></ul>	<table><tr><th>Year</th><th>GP/GS</th></tr><tr><td>2018</td><td>1/1</td></tr><tr><td>CAR</td><td>39/39</td></tr></table>	Year	GP/GS	2018	1/1	CAR	39/39																		
	Year	GP/GS																										
2018	1/1																											
CAR	39/39																											
		<b>#77 Nick Kaltmayer (KAULT-meyer)</b> 6-8, 293, Jr.-1L Edwardsville, Ill. (Western Illinois)	<ul style="list-style-type: none"><li>Played in every game last year, including a start at RT vs. UCLA in the Cactus Bowl.</li><li>Earned All-Bowl Team honors from ESPN due to his play vs. the Bruins.</li><li>Began his career at Western Illinois before transferring to K-State prior to the 2016 season.</li></ul>	<table><tr><th>Year</th><th>GP/GS</th></tr><tr><td>2018</td><td>1/0</td></tr><tr><td>CAR</td><td>13/1</td></tr></table>	Year	GP/GS	2018	1/0	CAR	13/1																		
Year	GP/GS																											
2018	1/0																											
CAR	13/1																											
TE		<b>#87 Nick Lenners</b> 6-5, 250, So.-1L Lincoln, Neb. (Lincoln Southwest)	<ul style="list-style-type: none"><li><b>LAST GAME:</b> Played vs. South Dakota (9/1/18); No stats</li><li>Played in 12 games a year ago, primarily on special teams and as an extra blocker.</li><li>Rated the 26th-best TE nationally in the Class of 2016.</li></ul>																									
		<b>#89 Blaise Gammon</b> 6-7, 255, Jr.-2L Overland Park, Kan. (Blue Valley West)	<ul style="list-style-type: none"><li><b>LAST GAME:</b> Played vs. South Dakota (9/1/18); No stats</li><li>A big TE who originally walked on to the program before earning a scholarship this past spring.</li><li>Played in two TE sets each of the his first 2 years, while he earned his first-career start last year at Oklahoma State.</li></ul>																									
QB		<b>#10 Skylar Thompson</b> 6-2, 205, So.-1L Independence, Mo. (Fort Osage)	<ul style="list-style-type: none"><li><b>LAST GAME:</b> 8-for-14, 61 yds, TD, INT; 11 att, 58 yds vs. South Dakota (9/1/18)</li><li>Just the 5th sophomore to start a season opener under Bill Snyder.</li><li>Played in 8 games last year with starts in each of the final 4 contests.</li></ul>	<table><tr><th>Year</th><th>Cpl-Att</th><th>Pct.</th><th>Yds</th><th>TD/INT</th></tr><tr><td>2018</td><td>8-14</td><td>57.1</td><td>61</td><td>1/1</td></tr><tr><td>CAR</td><td>59-97</td><td>60.8</td><td>750</td><td>6/4</td></tr><tr><td colspan="5">Car. Highs: Att: 26; Cpl: 15; Yds: 204; TD: 3; INT: 2</td></tr></table>	Year	Cpl-Att	Pct.	Yds	TD/INT	2018	8-14	57.1	61	1/1	CAR	59-97	60.8	750	6/4	Car. Highs: Att: 26; Cpl: 15; Yds: 204; TD: 3; INT: 2								
	Year	Cpl-Att	Pct.	Yds	TD/INT																							
2018	8-14	57.1	61	1/1																								
CAR	59-97	60.8	750	6/4																								
Car. Highs: Att: 26; Cpl: 15; Yds: 204; TD: 3; INT: 2																												
		<b>#5 Alex Delton</b> 6-0, 205, Jr.-2L Hays, Kan. (Hays)	<ul style="list-style-type: none"><li><b>LAST GAME:</b> 5-for-14, 91 yds, INT; 12 att, 78 yds vs. South Dakota (9/1/18)</li><li>Played in 7 games last year, including the UCLA game when he was the Off. MVP.</li><li>Rushed for 158 yds vs. UCLA, the most ever by a Wildcat in a bowl game.</li></ul>	<table><tr><th>Year</th><th>Cpl-Att</th><th>Pct.</th><th>Yds</th><th>TD/INT</th></tr><tr><td>2018</td><td>5-14</td><td>35.7</td><td>91</td><td>0/1</td></tr><tr><td>CAR</td><td>57-105</td><td>54.3</td><td>739</td><td>3/3</td></tr><tr><td colspan="5">Car. Highs: Att: 29; Cpl: 13; Yds: 167; TD: 1; INT: 1</td></tr></table>	Year	Cpl-Att	Pct.	Yds	TD/INT	2018	5-14	35.7	91	0/1	CAR	57-105	54.3	739	3/3	Car. Highs: Att: 29; Cpl: 13; Yds: 167; TD: 1; INT: 1								
Year	Cpl-Att	Pct.	Yds	TD/INT																								
2018	5-14	35.7	91	0/1																								
CAR	57-105	54.3	739	3/3																								
Car. Highs: Att: 29; Cpl: 13; Yds: 167; TD: 1; INT: 1																												
FB		<b>#80 Adam Harter</b> 6-2, 245, Jr.-SQ Olathe, Kan. (Butler CC)	<ul style="list-style-type: none"><li><b>LAST GAME:</b> Played vs. South Dakota (9/1/18); No stats</li><li>A walk-on from the community-college ranks prior to the 2017 season.</li><li>Earned honorable mention all-conference honors following his redshirt freshman season of 2016.</li></ul>																									
		<b>#36 Mason Barta</b> 6-1, 228, Fr.-RS Holton, Kan. (Holton)	<ul style="list-style-type: none"><li><b>LAST GAME:</b> Played vs. South Dakota (9/1/18); No stats</li><li>Earned first team all-state honors as a senior in 2015 from the <i>Wichita Eagle</i> and <i>Topeka Capital-Journal</i>.</li><li>Son of Brooks Barta, a LB for the Wildcats from 1989-92 who earned First Team All-Big 8 honors in 1991.</li></ul>																									
RB		<b>#34 Alex Barnes</b> 6-1, 225, Jr.-1L Pittsburg, Kan. (Pittsburg)	<ul style="list-style-type: none"><li><b>LAST GAME:</b> 21 att, 103 yds; 2 rec, 9 yds vs. South Dakota (9/1/18)</li><li>A 2018 Maxwell Award and Doak Walker Award watch list member.</li><li>Currently ranked first in school history in career yds/carry (6.12)</li></ul>	<table><tr><th>Year</th><th>Att.</th><th>Yds.</th><th>Avg</th><th>TD</th><th>LG</th></tr><tr><td>2018</td><td>21</td><td>103</td><td>4.9</td><td>0</td><td>34</td></tr><tr><td>CAR</td><td>223</td><td>1,364</td><td>6.1</td><td>0</td><td>75</td></tr><tr><td colspan="6">Car. Highs: Att: 23; Yds: 129; TD: 4</td></tr></table>	Year	Att.	Yds.	Avg	TD	LG	2018	21	103	4.9	0	34	CAR	223	1,364	6.1	0	75	Car. Highs: Att: 23; Yds: 129; TD: 4					
	Year	Att.	Yds.	Avg	TD	LG																						
2018	21	103	4.9	0	34																							
CAR	223	1,364	6.1	0	75																							
Car. Highs: Att: 23; Yds: 129; TD: 4																												
		<b>#3 Dalvin Warmack</b> 5-8, 187, Sr.-3L Blue Springs, Mo.	<ul style="list-style-type: none"><li><b>LAST GAME:</b> 3 att, 17 yds vs. South Dakota (9/1/18)</li><li>Played in 9 games as a junior, who also caught 3 passes for 33 yds.</li><li>Totalled 122 yds and a TD over the KU/WVU games, his most yds in a 2-game span.</li></ul>	<table><tr><th>Year</th><th>Att.</th><th>Yds.</th><th>Avg</th><th>TD</th><th>LG</th></tr><tr><td>2018</td><td>3</td><td>17</td><td>5.7</td><td>0</td><td>17</td></tr><tr><td>CAR</td><td>104</td><td>554</td><td>5.2</td><td>3</td><td>43</td></tr><tr><td colspan="6">Car. Highs: Att: 24; Yds: 133; TD: 2</td></tr></table>	Year	Att.	Yds.	Avg	TD	LG	2018	3	17	5.7	0	17	CAR	104	554	5.2	3	43	Car. Highs: Att: 24; Yds: 133; TD: 2					
Year	Att.	Yds.	Avg	TD	LG																							
2018	3	17	5.7	0	17																							
CAR	104	554	5.2	3	43																							
Car. Highs: Att: 24; Yds: 133; TD: 2																												
WR		<b>#83 Dalton Schoen (SHOWN)</b> 6-1, 205, So.-SQ Overland Park, Kan. (Blue Valley Northwest)	<ul style="list-style-type: none"><li><b>LAST GAME:</b> 3 rec, 54 yds vs. South Dakota (9/1/18)</li><li>Ranked 11th nationally last year in yds/catch (20.43).</li><li>Ranks 5th in school history in career yds/catch among players with 25+ catches.</li></ul>	<table><tr><th>Year</th><th>Rec.</th><th>Yds.</th><th>Avg</th><th>TD</th><th>LG</th></tr><tr><td>2018</td><td>3</td><td>54</td><td>18.0</td><td>0</td><td>27</td></tr><tr><td>CAR</td><td>26</td><td>524</td><td>20.2</td><td>3</td><td>82</td></tr><tr><td colspan="6">Car. Highs: Rec: 5; Yds: 128; TD: 2</td></tr></table>	Year	Rec.	Yds.	Avg	TD	LG	2018	3	54	18.0	0	27	CAR	26	524	20.2	3	82	Car. Highs: Rec: 5; Yds: 128; TD: 2					
	Year	Rec.	Yds.	Avg	TD	LG																						
2018	3	54	18.0	0	27																							
CAR	26	524	20.2	3	82																							
Car. Highs: Rec: 5; Yds: 128; TD: 2																												
		<b>#2 Isaiah Harris</b> 5-8, 166, So.-1L Fort Worth, Texas (All Saints Episcopal)	<ul style="list-style-type: none"><li><b>LAST GAME:</b> Played vs. Baylor (9/30/17); No stats</li><li>Played in 4 games last year until an injury cut his season short.</li><li>Earned a medical hardship for the 2017 season and is a sophomore again in 2018.</li></ul>	<table><tr><th>Year</th><th>Rec.</th><th>Yds.</th><th>Avg</th><th>TD</th><th>LG</th></tr><tr><td>2018</td><td>0</td><td>0</td><td>0.0</td><td>0</td><td>0</td></tr><tr><td>CAR</td><td>15</td><td>216</td><td>14.4</td><td>1</td><td>69</td></tr><tr><td colspan="6">Car. Highs: Rec: 6; Yds: 118; TD: 1</td></tr></table>	Year	Rec.	Yds.	Avg	TD	LG	2018	0	0	0.0	0	0	CAR	15	216	14.4	1	69	Car. Highs: Rec: 6; Yds: 118; TD: 1					
Year	Rec.	Yds.	Avg	TD	LG																							
2018	0	0	0.0	0	0																							
CAR	15	216	14.4	1	69																							
Car. Highs: Rec: 6; Yds: 118; TD: 1																												
WR		<b>#15 Zach Reuter (ROY-ter)</b> 6-3, 197, Sr.-3L Columbia, Mo. (Rock Bridge)	<ul style="list-style-type: none"><li><b>LAST GAME:</b> 2 rec, 12 yds vs. South Dakota (9/1/18)</li><li>Caught 2 passes for 38 yds on K-State's game-winning drive vs. ISU last year.</li><li>A two-time First Team Academic All-Big 12 performer.</li></ul>	<table><tr><th>Year</th><th>Rec.</th><th>Yds.</th><th>Avg</th><th>TD</th><th>LG</th></tr><tr><td>2018</td><td>2</td><td>12</td><td>6.0</td><td>0</td><td>7</td></tr><tr><td>CAR</td><td>14</td><td>130</td><td>9.3</td><td>0</td><td>25</td></tr><tr><td colspan="6">Car. Highs: Rec: 3; Yds: 38</td></tr></table>	Year	Rec.	Yds.	Avg	TD	LG	2018	2	12	6.0	0	7	CAR	14	130	9.3	0	25	Car. Highs: Rec: 3; Yds: 38					
	Year	Rec.	Yds.	Avg	TD	LG																						
2018	2	12	6.0	0	7																							
CAR	14	130	9.3	0	25																							
Car. Highs: Rec: 3; Yds: 38																												
		<b>#12 Landry Weber</b> 5-10, 175, Fr.-RS Lenexa, Kan. (Bishop Miege)	<ul style="list-style-type: none"><li>A walk-on who earned first team all-state honors as a high school senior in 2016.</li><li>Older brother, Stanton, lettered at K-State from 2012-15 and is a current Offensive GA for the Wildcats.</li><li>Father, Stan, was a QB for the Wildcats from 1980-84 and is the current analyst for the K-State Sports Network.</li></ul>																									

DE		<b>#51 Reggie Walker</b> 6-2, 246, Jr.-2L Ponchatula, La. (Ponchatoula)	<ul style="list-style-type: none"><li><b>LAST GAME:</b> 3 tackles, 1.0 sack, 1 PD vs. South Dakota (9/1/18)</li><li>A 2017 Second Team All-Big 12 honoree.</li><li>A member of the watch list for the 2018 Ted Hendricks Award.</li></ul>	<table><tr><th>Year</th><th>U-A-T</th><th>TFL-Yds.</th><th>Sk-Yds</th><th>INT</th><th>PD</th><th>F/R</th></tr><tr><td>2018</td><td>2-1-3</td><td>10-10</td><td>10-10</td><td>0</td><td>1</td><td>0/0</td></tr><tr><td>CAR</td><td>56-22-78</td><td>18.5-84</td><td>9.5-61</td><td>0</td><td>3</td><td>4/2</td></tr><tr><td>Car. Highs:</td><td>Tackles: 7;</td><td>TFL: 2.5;</td><td>Sacks: 2.0</td><td></td><td></td><td></td></tr></table>	Year	U-A-T	TFL-Yds.	Sk-Yds	INT	PD	F/R	2018	2-1-3	10-10	10-10	0	1	0/0	CAR	56-22-78	18.5-84	9.5-61	0	3	4/2	Car. Highs:	Tackles: 7;	TFL: 2.5;	Sacks: 2.0			
	Year	U-A-T	TFL-Yds.	Sk-Yds	INT	PD	F/R																									
2018	2-1-3	10-10	10-10	0	1	0/0																										
CAR	56-22-78	18.5-84	9.5-61	0	3	4/2																										
Car. Highs:	Tackles: 7;	TFL: 2.5;	Sacks: 2.0																													
	<b>#56 Wyatt Hubert</b> 6-3, 250, Fr.-RS Topeka, Kan. (Shawnee Heights)	<ul style="list-style-type: none"><li><b>LAST GAME:</b> Played vs. South Dakota (9/1/18); No stats</li><li>An athletic DE who pushed for playing time in 2017 before ultimately redshirting.</li><li>Rated the nation's 29th-best strongside DE in the Class of 2017 by Rivals.</li></ul>																														
DT		<b>#99 Trey Dishon (dish-AWN)</b> 6-2, 305, Jr.-2L Horton, Kan. (Horton)	<ul style="list-style-type: none"><li><b>LAST GAME:</b> 2 tackles, 1 PD vs. South Dakota (9/1/18)</li><li>A 2017 Honorable Mention All-Big 12 pick from the league's coaches.</li><li>Has started all 26 career games played.</li></ul>	<table><tr><th>Year</th><th>U-A-T</th><th>TFL-Yds.</th><th>Sk-Yds</th><th>INT</th><th>PD</th><th>F/R</th></tr><tr><td>2018</td><td>1-1-2</td><td>0.0-0</td><td>0.0-0</td><td>0</td><td>1</td><td>0/0</td></tr><tr><td>CAR</td><td>26-15-41</td><td>8.0-24</td><td>4.0-15</td><td>0</td><td>5</td><td>0/0</td></tr><tr><td>Car. Highs:</td><td>Tackles: 4;</td><td>TFL: 2.0;</td><td>Sacks: 2.0</td><td></td><td></td><td></td></tr></table>	Year	U-A-T	TFL-Yds.	Sk-Yds	INT	PD	F/R	2018	1-1-2	0.0-0	0.0-0	0	1	0/0	CAR	26-15-41	8.0-24	4.0-15	0	5	0/0	Car. Highs:	Tackles: 4;	TFL: 2.0;	Sacks: 2.0			
	Year	U-A-T	TFL-Yds.	Sk-Yds	INT	PD	F/R																									
2018	1-1-2	0.0-0	0.0-0	0	1	0/0																										
CAR	26-15-41	8.0-24	4.0-15	0	5	0/0																										
Car. Highs:	Tackles: 4;	TFL: 2.0;	Sacks: 2.0																													
	<b>#59 Drew Wiley</b> 6-4, 293, So.-1L Vinton, Iowa (Vinton-Shellsburg)	<ul style="list-style-type: none"><li><b>LAST GAME:</b> Played vs. South Dakota (9/1/18); No stats</li><li>Played in all 13 games last year as a true freshman.</li><li>Saw action last year primarily on special teams.</li></ul>	<table><tr><th>Year</th><th>U-A-T</th><th>TFL-Yds.</th><th>Sk-Yds</th><th>INT</th><th>PD</th><th>F/R</th></tr><tr><td>2018</td><td>0-0-0</td><td>0.0-0</td><td>0.0-0</td><td>0</td><td>0</td><td>0/0</td></tr><tr><td>CAR</td><td>1-2-3</td><td>0.0-0</td><td>0.0-0</td><td>0</td><td>0</td><td>0/0</td></tr><tr><td>Car. Highs:</td><td>Tackles: 2</td><td></td><td></td><td></td><td></td><td></td></tr></table>	Year	U-A-T	TFL-Yds.	Sk-Yds	INT	PD	F/R	2018	0-0-0	0.0-0	0.0-0	0	0	0/0	CAR	1-2-3	0.0-0	0.0-0	0	0	0/0	Car. Highs:	Tackles: 2						
Year	U-A-T	TFL-Yds.	Sk-Yds	INT	PD	F/R																										
2018	0-0-0	0.0-0	0.0-0	0	0	0/0																										
CAR	1-2-3	0.0-0	0.0-0	0	0	0/0																										
Car. Highs:	Tackles: 2																															
DT		<b>#96 Joe Davies</b> 6-3, 285, Jr.-1L Carrollton, Texas (Coffeyville CC)	<ul style="list-style-type: none"><li><b>LAST GAME:</b> 1 tackle, 1.0 TFL vs. South Dakota (9/1/18)</li><li>A former CC prospect who played in 12 games last year.</li><li>A CC All-American in track in field in the weight throw, shot put and hammer throw.</li></ul>	<table><tr><th>Year</th><th>U-A-T</th><th>TFL-Yds.</th><th>Sk-Yds</th><th>INT</th><th>PD</th><th>F/R</th></tr><tr><td>2018</td><td>1-0-1</td><td>1.0-1</td><td>0.0-0</td><td>0</td><td>0</td><td>0/0</td></tr><tr><td>CAR</td><td>5-2-7</td><td>2.5-8</td><td>1.0-6</td><td>0</td><td>0</td><td>0/1</td></tr><tr><td>Car. Highs:</td><td>Tackles: 2;</td><td>TFL: 1.0;</td><td>Sacks: 1.0</td><td></td><td></td><td></td></tr></table>	Year	U-A-T	TFL-Yds.	Sk-Yds	INT	PD	F/R	2018	1-0-1	1.0-1	0.0-0	0	0	0/0	CAR	5-2-7	2.5-8	1.0-6	0	0	0/1	Car. Highs:	Tackles: 2;	TFL: 1.0;	Sacks: 1.0			
	Year	U-A-T	TFL-Yds.	Sk-Yds	INT	PD	F/R																									
2018	1-0-1	1.0-1	0.0-0	0	0	0/0																										
CAR	5-2-7	2.5-8	1.0-6	0	0	0/1																										
Car. Highs:	Tackles: 2;	TFL: 1.0;	Sacks: 1.0																													
	<b>#91 Jordan Mittie</b> 6-2, 287, Jr.-TR Aledo, Texas (Texas State)	<ul style="list-style-type: none"><li><b>LAST GAME:</b> 2 tackles vs. South Dakota (9/1/18)</li><li>A graduate transfer from Texas State who earned all-conference honors in 2017.</li><li>Son of K-State women's basketball coach Jeff Mittie.</li></ul>	<table><tr><th>Year</th><th>U-A-T</th><th>TFL-Yds.</th><th>Sk-Yds</th><th>INT</th><th>PD</th><th>F/R</th></tr><tr><td>2018</td><td>1-1-2</td><td>0.0-0</td><td>0.0-0</td><td>0</td><td>0</td><td>0/0</td></tr><tr><td>CAR</td><td>45-40-85</td><td>8.0-24</td><td>4.0-17</td><td>0</td><td>2</td><td>0/0</td></tr><tr><td>Car. Highs:</td><td>Tkls: 9;</td><td>TFL: 2.5;</td><td>Sacks: 1.0 (2 yrs at TXST)</td><td></td><td></td><td></td></tr></table>	Year	U-A-T	TFL-Yds.	Sk-Yds	INT	PD	F/R	2018	1-1-2	0.0-0	0.0-0	0	0	0/0	CAR	45-40-85	8.0-24	4.0-17	0	2	0/0	Car. Highs:	Tkls: 9;	TFL: 2.5;	Sacks: 1.0 (2 yrs at TXST)				
Year	U-A-T	TFL-Yds.	Sk-Yds	INT	PD	F/R																										
2018	1-1-2	0.0-0	0.0-0	0	0	0/0																										
CAR	45-40-85	8.0-24	4.0-17	0	2	0/0																										
Car. Highs:	Tkls: 9;	TFL: 2.5;	Sacks: 1.0 (2 yrs at TXST)																													
DE		<b>#44 Kyle Ball</b> 6-2, 248, Jr.-2L Prairie Village, Kan. (Shawnee Mission East)	<ul style="list-style-type: none"><li><b>LAST GAME:</b> 2 tackles vs. South Dakota (9/1/18)</li><li>Saw action in 11 games in 2017 as a 3rd-down pas rush specialist and a reserve.</li><li>Of his 5.5 career TFLs, 4.5 have been sacks.</li></ul>	<table><tr><th>Year</th><th>U-A-T</th><th>TFL-Yds.</th><th>Sk-Yds</th><th>INT</th><th>PD</th><th>F/R</th></tr><tr><td>2018</td><td>1-1-2</td><td>0.0-0</td><td>0.0-0</td><td>0</td><td>1</td><td>0/0</td></tr><tr><td>CAR</td><td>18-4-22</td><td>5.5-40</td><td>4.5-39</td><td>0</td><td>1</td><td>1/2</td></tr><tr><td>Car. Highs:</td><td>Tackles: 4;</td><td>TFL: 1.5;</td><td>Sacks: 1.5</td><td></td><td></td><td></td></tr></table>	Year	U-A-T	TFL-Yds.	Sk-Yds	INT	PD	F/R	2018	1-1-2	0.0-0	0.0-0	0	1	0/0	CAR	18-4-22	5.5-40	4.5-39	0	1	1/2	Car. Highs:	Tackles: 4;	TFL: 1.5;	Sacks: 1.5			
	Year	U-A-T	TFL-Yds.	Sk-Yds	INT	PD	F/R																									
2018	1-1-2	0.0-0	0.0-0	0	1	0/0																										
CAR	18-4-22	5.5-40	4.5-39	0	1	1/2																										
Car. Highs:	Tackles: 4;	TFL: 1.5;	Sacks: 1.5																													
	<b>#90 Bronson Massie</b> 6-4, 243, So.-1L Lufkin, Texas. (Lufkin)	<ul style="list-style-type: none"><li><b>LAST GAME:</b> Played vs. South Dakota (9/1/18); No stats</li><li>An athletic DE who played in 9 games last year with a start vs. Iowa State.</li><li>Had a career high 6 tackles at Texas Tech.</li></ul>	<table><tr><th>Year</th><th>U-A-T</th><th>TFL-Yds.</th><th>Sk-Yds</th><th>INT</th><th>PD</th><th>F/R</th></tr><tr><td>2018</td><td>0-0-0</td><td>0.0-0</td><td>0.0-0</td><td>0</td><td>0</td><td>0/0</td></tr><tr><td>CAR</td><td>7-3-10</td><td>0.0-0</td><td>0.0-0</td><td>0</td><td>1</td><td>0/0</td></tr><tr><td>Car. Highs:</td><td>Tackles: 6</td><td></td><td></td><td></td><td></td><td></td></tr></table>	Year	U-A-T	TFL-Yds.	Sk-Yds	INT	PD	F/R	2018	0-0-0	0.0-0	0.0-0	0	0	0/0	CAR	7-3-10	0.0-0	0.0-0	0	1	0/0	Car. Highs:	Tackles: 6						
Year	U-A-T	TFL-Yds.	Sk-Yds	INT	PD	F/R																										
2018	0-0-0	0.0-0	0.0-0	0	0	0/0																										
CAR	7-3-10	0.0-0	0.0-0	0	1	0/0																										
Car. Highs:	Tackles: 6																															
LB		<b>#5 Da'Quan Patton (DAY-quan)</b> 6-1, 221, Jr.-RS Cedar Park, Texas (Trinity Valley CC)	<ul style="list-style-type: none"><li><b>LAST GAME:</b> 4 tackles vs. South Dakota (9/1/18)</li><li>Rated the 5th best community-college outside LB in the Class of 2017.</li><li>Earned NJCAA All-America and conference co-defensive player of the year honors.</li></ul>	<table><tr><th>Year</th><th>U-A-T</th><th>TFL-Yds.</th><th>Sk-Yds</th><th>INT</th><th>PD</th><th>F/R</th></tr><tr><td>2018</td><td>2-2-4</td><td>0.0-0</td><td>0.0-0</td><td>0</td><td>0</td><td>0/0</td></tr><tr><td>CAR</td><td>2-2-4</td><td>0.0-0</td><td>0.0-0</td><td>0</td><td>0</td><td>0/0</td></tr><tr><td>Car. Highs:</td><td>Tackles: 4</td><td></td><td></td><td></td><td></td><td></td></tr></table>	Year	U-A-T	TFL-Yds.	Sk-Yds	INT	PD	F/R	2018	2-2-4	0.0-0	0.0-0	0	0	0/0	CAR	2-2-4	0.0-0	0.0-0	0	0	0/0	Car. Highs:	Tackles: 4					
	Year	U-A-T	TFL-Yds.	Sk-Yds	INT	PD	F/R																									
2018	2-2-4	0.0-0	0.0-0	0	0	0/0																										
CAR	2-2-4	0.0-0	0.0-0	0	0	0/0																										
Car. Highs:	Tackles: 4																															
	<b>#10 Eric Gallon II</b> 6-2, 222, Jr.-RS Lakeland, Fla. (Univ. of Virginia)	<ul style="list-style-type: none"><li><b>LAST GAME:</b> Played vs. Georgia Tech (11/19/16); No stats</li><li>Spent 2 seasons at Virginia, playing in 15 career games with one start.</li><li>Father, Eric, was a RB for the Wildcats from 1989 to 1992.</li></ul>	<table><tr><th>Year</th><th>U-A-T</th><th>TFL-Yds.</th><th>Sk-Yds</th><th>INT</th><th>PD</th><th>F/R</th></tr><tr><td>2016*</td><td>1-0-1</td><td>0.0-0</td><td>0.0-0</td><td>0</td><td>0</td><td>0/0</td></tr><tr><td>CAR*</td><td>1-1-2</td><td>0.0-0</td><td>0.0-0</td><td>0</td><td>0</td><td>0/0</td></tr><tr><td>Car. Highs:</td><td>Tackles: 1</td><td></td><td></td><td></td><td></td><td>* at Virginia</td></tr></table>	Year	U-A-T	TFL-Yds.	Sk-Yds	INT	PD	F/R	2016*	1-0-1	0.0-0	0.0-0	0	0	0/0	CAR*	1-1-2	0.0-0	0.0-0	0	0	0/0	Car. Highs:	Tackles: 1					* at Virginia	
Year	U-A-T	TFL-Yds.	Sk-Yds	INT	PD	F/R																										
2016*	1-0-1	0.0-0	0.0-0	0	0	0/0																										
CAR*	1-1-2	0.0-0	0.0-0	0	0	0/0																										
Car. Highs:	Tackles: 1					* at Virginia																										
LB		<b>#41 Sam Sizelove</b> 6-3, 236, Sr.-3L Argyle, Texas (Argyle)	<ul style="list-style-type: none"><li><b>LAST GAME:</b> 4 tackles, 1.0 TFL vs. South Dakota (9/1/18)</li><li>Has played in all 40 games, but made his first career start vs. South Dakota.</li><li>Had a career-high 8 tackles vs. Oklahoma in 2015.</li></ul>	<table><tr><th>Year</th><th>U-A-T</th><th>TFL-Yds.</th><th>Sk-Yds</th><th>INT</th><th>PD</th><th>F/R</th></tr><tr><td>2018</td><td>2-2-4</td><td>1.0-1</td><td>0.0-0</td><td>0</td><td>0</td><td>0/0</td></tr><tr><td>CAR</td><td>21-8-29</td><td>1.5-1</td><td>0.0-0</td><td>0</td><td>0</td><td>1/1</td></tr><tr><td>Car. Highs:</td><td>Tackles: 8;</td><td>TFL: 1.0</td><td></td><td></td><td></td><td></td></tr></table>	Year	U-A-T	TFL-Yds.	Sk-Yds	INT	PD	F/R	2018	2-2-4	1.0-1	0.0-0	0	0	0/0	CAR	21-8-29	1.5-1	0.0-0	0	0	1/1	Car. Highs:	Tackles: 8;	TFL: 1.0				
	Year	U-A-T	TFL-Yds.	Sk-Yds	INT	PD	F/R																									
2018	2-2-4	1.0-1	0.0-0	0	0	0/0																										
CAR	21-8-29	1.5-1	0.0-0	0	0	1/1																										
Car. Highs:	Tackles: 8;	TFL: 1.0																														
	<b>#32 Justin Hughes</b> 6-1, 229, Jr.-SQ Tucker, Ga. (Tucker)	<ul style="list-style-type: none"><li><b>LAST GAME:</b> Played vs. South Dakota (9/1/18); No stats</li><li>Played in 6 games last year as both a reserve LB and on special teams.</li><li>HS teammates with fellow Wildcat defenders Duke Shelley and Elijah Sullivan.</li></ul>	<table><tr><th>Year</th><th>U-A-T</th><th>TFL-Yds.</th><th>Sk-Yds</th><th>INT</th><th>PD</th><th>F/R</th></tr><tr><td>2018</td><td>0-0-0</td><td>0.0-0</td><td>0.0-0</td><td>0</td><td>0</td><td>0/0</td></tr><tr><td>CAR</td><td>4-0-4</td><td>0.0-0</td><td>0.0-0</td><td>0</td><td>0</td><td>0/0</td></tr><tr><td>Car. Highs:</td><td>Tackles: 3</td><td></td><td></td><td></td><td></td><td></td></tr></table>	Year	U-A-T	TFL-Yds.	Sk-Yds	INT	PD	F/R	2018	0-0-0	0.0-0	0.0-0	0	0	0/0	CAR	4-0-4	0.0-0	0.0-0	0	0	0/0	Car. Highs:	Tackles: 3						
Year	U-A-T	TFL-Yds.	Sk-Yds	INT	PD	F/R																										
2018	0-0-0	0.0-0	0.0-0	0	0	0/0																										
CAR	4-0-4	0.0-0	0.0-0	0	0	0/0																										
Car. Highs:	Tackles: 3																															
LB		<b>#3 Elijah Sullivan</b> 6-0, 219, Jr.-2L Tucker, Ga. (Tucker)	<ul style="list-style-type: none"><li><b>LAST GAME:</b> Played vs. South Dakota (9/1/18); No stats</li><li>Played in all 13 games last year with starts vs. Vanderbilt and UCLA.</li><li>Had a team-best 9 special teams stops in 2017 with 6 on kickoff coverage.</li></ul>	<table><tr><th>Year</th><th>U-A-T</th><th>TFL-Yds.</th><th>Sk-Yds</th><th>INT</th><th>PD</th><th>F/R</th></tr><tr><td>2018</td><td>0-0-0</td><td>0.0-0</td><td>0.0-0</td><td>0</td><td>0</td><td>0/0</td></tr><tr><td>CAR</td><td>26-6-32</td><td>1.0-9</td><td>1.0-9</td><td>0</td><td>0</td><td>2/1</td></tr><tr><td>Car. Highs:</td><td>Tackles: 8;</td><td>TFL: 1.0;</td><td>Sacks: 1.0</td><td></td><td></td><td></td></tr></table>	Year	U-A-T	TFL-Yds.	Sk-Yds	INT	PD	F/R	2018	0-0-0	0.0-0	0.0-0	0	0	0/0	CAR	26-6-32	1.0-9	1.0-9	0	0	2/1	Car. Highs:	Tackles: 8;	TFL: 1.0;	Sacks: 1.0			
	Year	U-A-T	TFL-Yds.	Sk-Yds	INT	PD	F/R																									
2018	0-0-0	0.0-0	0.0-0	0	0	0/0																										
CAR	26-6-32	1.0-9	1.0-9	0	0	2/1																										
Car. Highs:	Tackles: 8;	TFL: 1.0;	Sacks: 1.0																													
	<b>#10 Eric Gallon II</b> 6-2, 222, Jr.-RS Lakeland, Fla. (Univ. of Virginia)	<ul style="list-style-type: none"><li><b>LAST GAME:</b> Played vs. Georgia Tech (11/19/16); No stats</li><li>Spent 2 seasons as Virginia, playing in 15 career games with one start.</li><li>Father, Eric, was a RB for the Wildcats from 1989 to 1992.</li></ul>	<table><tr><th>Year</th><th>U-A-T</th><th>TFL-Yds.</th><th>Sk-Yds</th><th>INT</th><th>PD</th><th>F/R</th></tr><tr><td>2016*</td><td>1-0-1</td><td>0.0-0</td><td>0.0-0</td><td>0</td><td>0</td><td>0/0</td></tr><tr><td>CAR*</td><td>1-1-2</td><td>0.0-0</td><td>0.0-0</td><td>0</td><td>0</td><td>0/0</td></tr><tr><td>Car. Highs:</td><td>Tackles: 1</td><td></td><td></td><td></td><td></td><td>* at Virginia</td></tr></table>	Year	U-A-T	TFL-Yds.	Sk-Yds	INT	PD	F/R	2016*	1-0-1	0.0-0	0.0-0	0	0	0/0	CAR*	1-1-2	0.0-0	0.0-0	0	0	0/0	Car. Highs:	Tackles: 1					* at Virginia	
Year	U-A-T	TFL-Yds.	Sk-Yds	INT	PD	F/R																										
2016*	1-0-1	0.0-0	0.0-0	0	0	0/0																										
CAR*	1-1-2	0.0-0	0.0-0	0	0	0/0																										
Car. Highs:	Tackles: 1					* at Virginia																										
NB		<b>#15 Walter Neil, Jr.</b> 5-9, 170, So.-1L Lawton, Okla. (MacArthur)	<ul style="list-style-type: none"><li><b>LAST GAME:</b> 4 tackles vs. South Dakota (9/1/18)</li><li>Played in 11 games last year, primarily on special teams.</li><li>Tied for 5th on the team with 5 special teams tackles, all on kickoff coverage.</li></ul>	<table><tr><th>Year</th><th>U-A-T</th><th>TFL-Yds.</th><th>Sk-Yds</th><th>INT</th><th>PD</th><th>F/R</th></tr><tr><td>2018</td><td>3-1-4</td><td>0.0-0</td><td>0.0-0</td><td>0</td><td>0</td><td>0/0</td></tr><tr><td>CAR</td><td>7-5-12</td><td>1.0-6</td><td>0.0-0</td><td>0</td><td>0</td><td>0/0</td></tr><tr><td>Car. Highs:</td><td>Tackles: 2;</td><td>TFL: 1.0</td><td></td><td></td><td></td><td></td></tr></table>	Year	U-A-T	TFL-Yds.	Sk-Yds	INT	PD	F/R	2018	3-1-4	0.0-0	0.0-0	0	0	0/0	CAR	7-5-12	1.0-6	0.0-0	0	0	0/0	Car. Highs:	Tackles: 2;	TFL: 1.0				
	Year	U-A-T	TFL-Yds.	Sk-Yds	INT	PD	F/R																									
2018	3-1-4	0.0-0	0.0-0	0	0	0/0																										
CAR	7-5-12	1.0-6	0.0-0	0	0	0/0																										
Car. Highs:	Tackles: 2;	TFL: 1.0																														
	<b>#6 Johnathan Durham</b> 6-0, 190, Jr.-2L Aledo, Texas (Aledo)	<ul style="list-style-type: none"><li><b>LAST GAME:</b> Played vs. South Dakota (9/1/18); No stats</li><li>Played in 7 games last year, including a start vs. Iowa State at cornerback.</li><li>Had 9 of his 12 tackles last year vs. Central Arkansas (5) and Texas (4).</li></ul>	<table><tr><th>Year</th><th>U-A-T</th><th>TFL-Yds.</th><th>Sk-Yds</th><th>INT</th><th>PD</th><th>F/R</th></tr><tr><td>2018</td><td>0-0-0</td><td>0.0-0</td><td>0.0-0</td><td>0</td><td>0</td><td>0/0</td></tr><tr><td>CAR</td><td>11-1-12</td><td>0.0-0</td><td>0.0-0</td><td>0</td><td>1</td><td>0/0</td></tr><tr><td>Car. Highs:</td><td>Tackles: 5</td><td></td><td></td><td></td><td></td><td></td></tr></table>	Year	U-A-T	TFL-Yds.	Sk-Yds	INT	PD	F/R	2018	0-0-0	0.0-0	0.0-0	0	0	0/0	CAR	11-1-12	0.0-0	0.0-0	0	1	0/0	Car. Highs:	Tackles: 5						
Year	U-A-T	TFL-Yds.	Sk-Yds	INT	PD	F/R																										
2018	0-0-0	0.0-0	0.0-0	0	0	0/0																										
CAR	11-1-12	0.0-0	0.0-0	0	1	0/0																										
Car. Highs:	Tackles: 5																															
CB		<b>#8 Duke Shelley</b> 5-9, 180, Sr.-3L Tucker, Ga. (Tucker)	<ul style="list-style-type: none"><li><b>LAST GAME:</b> 8 tackles, 3 PD vs. South Dakota (9/1/18)</li><li>A 2017 Honorable Mention All-Big 12 selection.</li><li>Enters 2018 tied for 4th in school history in career INT-return TDs (2).</li></ul>	<table><tr><th>Year</th><th>U-A-T</th><th>TFL-Yds.</th><th>Sk-Yds</th><th>INT</th><th>PD</th><th>F/R</th></tr><tr><td>2018</td><td>8-0-8</td><td>0.0-0</td><td>0.0-0</td><td>0</td><td>3</td><td>0/0</td></tr><tr><td>CAR</td><td>129-11-140</td><td>6.0-18</td><td>1.0-5</td><td>5</td><td>30</td><td>1/1</td></tr><tr><td>Car. Highs:</td><td>Tkls: 9;</td><td>TFL: 1.0;</td><td>Sacks: 1.0;</td><td>PD: 4;</td><td>INT: 1</td><td></td></tr></table>	Year	U-A-T	TFL-Yds.	Sk-Yds	INT	PD	F/R	2018	8-0-8	0.0-0	0.0-0	0	3	0/0	CAR	129-11-140	6.0-18	1.0-5	5	30	1/1	Car. Highs:	Tkls: 9;	TFL: 1.0;	Sacks: 1.0;	PD: 4;	INT: 1	
	Year	U-A-T	TFL-Yds.	Sk-Yds	INT	PD	F/R																									
2018	8-0-8	0.0-0	0.0-0	0	3	0/0																										
CAR	129-11-140	6.0-18	1.0-5	5	30	1/1																										
Car. Highs:	Tkls: 9;	TFL: 1.0;	Sacks: 1.0;	PD: 4;	INT: 1																											
	<b>#18 Darreyl Patterson</b> 5-10, 170, Jr.-TR Lawton, Okla. (Northeastern Oklahoma A&M)	<ul style="list-style-type: none"><li><b>LAST GAME:</b> 1 tackle vs. South Dakota (9/1/18)</li><li>An athletic DB who originally signed with K-State out of high school in 2015.</li><li>Regarded as the 16th-best CC cornerback in the Class of 2018 by ESPN.</li></ul>	<table><tr><th>Year</th><th>U-A-T</th><th>TFL-Yds.</th><th>Sk-Yds</th><th>INT</th><th>PD</th><th>F/R</th></tr><tr><td>2018</td><td>1-0-1</td><td>0.0-0</td><td>0.0-0</td><td>0</td><td>0</td><td>0/0</td></tr><tr><td>CAR</td><td>1-0-1</td><td>0.0-0</td><td>0.0-0</td><td>0</td><td>0</td><td>0/0</td></tr><tr><td>Car. Highs:</td><td>Tackles: 1</td><td></td><td></td><td></td><td></td><td></td></tr></table>	Year	U-A-T	TFL-Yds.	Sk-Yds	INT	PD	F/R	2018	1-0-1	0.0-0	0.0-0	0	0	0/0	CAR	1-0-1	0.0-0	0.0-0	0	0	0/0	Car. Highs:	Tackles: 1						
Year	U-A-T	TFL-Yds.	Sk-Yds	INT	PD	F/R																										
2018	1-0-1	0.0-0	0.0-0	0	0	0/0																										
CAR	1-0-1	0.0-0	0.0-0	0	0	0/0																										
Car. Highs:	Tackles: 1																															
SS		<b>#20 Denzel Goolsby</b> 5-11, 200, Jr.-2L Wichita, Kan. (Bishop Carroll)	<ul style="list-style-type: none"><li><b>LAST GAME:</b> 4 tackles vs. South Dakota (9/1/18)</li><li>A 13-game starter at safety who was named the Cactus Bowl Defensive MVP.</li><li>Originally entered the program as a WR after playing RB in high school.</li></ul>	<table><tr><th>Year</th><th>U-A-T</th><th>TFL-Yds.</th><th>Sk-Yds</th><th>INT</th><th>PD</th><th>F/R</th></tr><tr><td>2018</td><td>3-1-4</td><td>0.0-0</td><td>0.0-0</td><td>0</td><td>0</td><td>0/0</td></tr><tr><td>CAR</td><td>70-23-93</td><td>2.0-9</td><td>1.0-4</td><td>2</td><td>6</td><td>1/2</td></tr><tr><td>Car. Highs:</td><td>Tkls: 12;</td><td>TFL: 1.0;</td><td>Sacks: 1.0;</td><td>PD: 1;</td><td>INT: 1</td><td></td></tr></table>	Year	U-A-T	TFL-Yds.	Sk-Yds	INT	PD	F/R	2018	3-1-4	0.0-0	0.0-0	0	0	0/0	CAR	70-23-93	2.0-9	1.0-4	2	6	1/2	Car. Highs:	Tkls: 12;	TFL: 1.0;	Sacks: 1.0;	PD: 1;	INT: 1	
	Year	U-A-T	TFL-Yds.	Sk-Yds	INT	PD	F/R																									
2018	3-1-4	0.0-0	0.0-0	0	0	0/0																										
CAR	70-23-93	2.0-9	1.0-4	2	6	1/2																										
Car. Highs:	Tkls: 12;	TFL: 1.0;	Sacks: 1.0;	PD: 1;	INT: 1																											
	<b>#31 Jahron (juh-RON) McPherson</b> 6-1, 198, So.-RS Basehor, Kan. (Butler CC)	<ul style="list-style-type: none"><li><b>LAST GAME:</b> 1 tackle vs. South Dakota (9/1/18)</li><li>An athletic player who redshirted the 2017 season after one year at Butler CC.</li><li>Played in 3 games his freshman season at Butler.</li></ul>	<table><tr><th>Year</th><th>U-A-T</th><th>TFL-Yds.</th><th>Sk-Yds</th><th>INT</th><th>PD</th><th>F/R</th></tr><tr><td>2018</td><td>1-0-1</td><td>0.0-0</td><td>0.0-0</td><td>0</td><td>0</td><td>0/0</td></tr><tr><td>CAR</td><td>1-0-1</td><td>0.0-0</td><td>0.0-0</td><td>0</td><td>0</td><td>0/0</td></tr><tr><td>Car. Highs:</td><td>Tackles: 1</td><td></td><td></td><td></td><td></td><td></td></tr></table>	Year	U-A-T	TFL-Yds.	Sk-Yds	INT	PD	F/R	2018	1-0-1	0.0-0	0.0-0	0	0	0/0	CAR	1-0-1	0.0-0	0.0-0	0	0	0/0	Car. Highs:	Tackles: 1						
Year	U-A-T	TFL-Yds.	Sk-Yds	INT	PD	F/R																										
2018	1-0-1	0.0-0	0.0-0	0	0	0/0																										
CAR	1-0-1	0.0-0	0.0-0	0	0	0/0																										
Car. Highs:	Tackles: 1																															
FS		<b>#21 Kendall Adams</b> 6-1, 228, Sr.-3L Fort Worth, Texas (All Saints Episcopal)	<ul style="list-style-type: none"><li><b>LAST GAME:</b> 2 tackles vs. South Dakota (9/1/18)</li><li>A 2018 Preseason All-Big 12 selection.</li><li>Suffered a season-ending injury at Oklahoma State last year.</li></ul>	<table><tr><th>Year</th><th>U-A-T</th><th>TFL-Yds.</th><th>Sk-Yds</th><th>INT</th><th>PD</th><th>F/R</th></tr><tr><td>2018</td><td>2-0-2</td><td>0.0-0</td><td>0.0-0</td><td>0</td><td>0</td><td>0/0</td></tr><tr><td>CAR</td><td>133-35-168</td><td>4.5-29</td><td>1.0-7</td><td>5</td><td>9</td><td>0/2</td></tr><tr><td>Car. Highs:</td><td>Tkls: 12;</td><td>TFL: 1.5;</td><td>Sacks: 1.0;</td><td>INT: 1;</td><td>PD: 2</td><td></td></tr></table>	Year	U-A-T	TFL-Yds.	Sk-Yds	INT	PD	F/R	2018	2-0-2	0.0-0	0.0-0	0	0	0/0	CAR	133-35-168	4.5-29	1.0-7	5	9	0/2	Car. Highs:	Tkls: 12;	TFL: 1.5;	Sacks: 1.0;	INT: 1;	PD: 2	
	Year	U-A-T	TFL-Yds.	Sk-Yds	INT	PD	F/R																									
2018	2-0-2	0.0-0	0.0-0	0	0	0/0																										
CAR	133-35-168	4.5-29	1.0-7	5	9	0/2																										
Car. Highs:	Tkls: 12;	TFL: 1.5;	Sacks: 1.0;	INT: 1;	PD: 2																											
	<b>#7 Eli Walker</b> 6-2, 202, Sr.-1L Long Beach, Calif. (Cerritos College)	<ul style="list-style-type: none"><li><b>LAST GAME:</b> 1 tackle vs. South Dakota (9/1/18)</li><li>A physical DB who showed flashes coming from the community-college ranks.</li><li>Played in 11 games last year with starts vs. Oklahoma, Iowa State and UCLA.</li></ul>	<table><tr><th>Year</th><th>U-A-T</th><th>TFL-Yds.</th><th>Sk-Yds</th><th>INT</th><th>PD</th><th>F/R</th></tr><tr><td>2018</td><td>1-0-1</td><td>0.0-0</td><td>0.0-0</td><td>0</td><td>0</td><td>0/0</td></tr><tr><td>CAR</td><td>19-3-22</td><td>2.0-9</td><td>1.0-8</td><td>0</td><td>0</td><td>0/0</td></tr><tr><td>Car. Highs:</td><td>Tackles: 6;</td><td>TFL: 1.0;</td><td>Sacks: 1.0</td><td></td><td></td><td></td></tr></table>	Year	U-A-T	TFL-Yds.	Sk-Yds	INT	PD	F/R	2018	1-0-1	0.0-0	0.0-0	0	0	0/0	CAR	19-3-22	2.0-9	1.0-8	0	0	0/0	Car. Highs:	Tackles: 6;	TFL: 1.0;	Sacks: 1.0				
Year	U-A-T	TFL-Yds.	Sk-Yds	INT	PD	F/R																										
2018	1-0-1	0.0-0	0.0-0	0	0	0/0																										
CAR	19-3-22	2.0-9	1.0-8	0	0	0/0																										
Car. Highs:	Tackles: 6;	TFL: 1.0;	Sacks: 1.0																													
CB		<b>#12 AJ Parker</b> 5-11, 178, So.-1L Bartlesville, Okla. (Bartlesville)	<ul style="list-style-type: none"><li><b>LAST GAME:</b> 2 tackles, 2 PD vs. South Dakota (9/1/18)</li><li>Saw time in 11 games last year with 2 starts at CB and 2 starts at NB.</li><li>Batted away a career-high 2 passes vs. Charlotte last year and vs. South Dakota.</li></ul>	<table><tr><th>Year</th><th>U-A-T</th><th>TFL-Yds.</th><th>Sk-Yds</th><th>INT</th><th>PD</th><th>F/R</th></tr><tr><td>2018</td><td>2-0-2</td><td>0.0-0</td><td>0.0-0</td><td>0</td><td>2</td><td>0/0</td></tr><tr><td>CAR</td><td>21-5-26</td><td>1.5-2</td><td>0.0-0</td><td>0</td><td>5</td><td>0/0</td></tr><tr><td>Car. Highs:</td><td>Tackles: 8;</td><td>TFL: 1.0;</td><td>PD: 2</td><td></td><td></td><td></td></tr></table>	Year	U-A-T	TFL-Yds.	Sk-Yds	INT	PD	F/R	2018	2-0-2	0.0-0	0.0-0	0	2	0/0	CAR	21-5-26	1.5-2	0.0-0	0	5	0/0	Car. Highs:	Tackles: 8;	TFL: 1.0;	PD: 2			
	Year	U-A-T	TFL-Yds.	Sk-Yds	INT	PD	F/R																									
2018	2-0-2	0.0-0	0.0-0	0	2	0/0																										
CAR	21-5-26	1.5-2	0.0-0	0	5	0/0																										
Car. Highs:	Tackles: 8;	TFL: 1.0;	PD: 2																													
	<b>#14 Kevion (KEY-vee-in) McGee</b> 5-10, 185, Jr.-TR Ardmore, Okla. (Northeastern Oklahoma A&M)	<ul style="list-style-type: none"><li><b>LAST GAME:</b> 1 tackle, 4 PD vs. South Dakota (9/1/18)</li><li>Rated the 14th-best community-college safety in the nation by 247Sports.</li><li>Teammate at NEO of current K-State DB Darreyl Patterson.</li></ul>	<table><tr><th>Year</th><th>U-A-T</th><th>TFL-Yds.</th><th>Sk-Yds</th><th>INT</th><th>PD</th><th>F/R</th></tr><tr><td>2018</td><td>1-0-1</td><td>0.0-0</td><td>0.0-0</td><td>0</td><td>4</td><td>0/0</td></tr><tr><td>CAR</td><td>1-0-1</td><td>0.0-0</td><td>0.0-0</td><td>0</td><td>4</td><td>0/0</td></tr><tr><td>Car. Highs:</td><td>Tackles: 4;</td><td>PD: 4</td><td></td><td></td><td></td><td></td></tr></table>	Year	U-A-T	TFL-Yds.	Sk-Yds	INT	PD	F/R	2018	1-0-1	0.0-0	0.0-0	0	4	0/0	CAR	1-0-1	0.0-0	0.0-0	0	4	0/0	Car. Highs:	Tackles: 4;	PD: 4					
Year	U-A-T	TFL-Yds.	Sk-Yds	INT	PD	F/R																										
2018	1-0-1	0.0-0	0.0-0	0	4	0/0																										
CAR	1-0-1	0.0-0	0.0-0	0	4	0/0																										
Car. Highs:	Tackles: 4;	PD: 4																														

PK		<b>#10 Blake Lynch</b> 5-5, 145, So.-SQ Goddard, Kan. (Goddard)	<ul style="list-style-type: none"><li><b>LAST GAME AT PK:</b> 4-for-4 FG, 1-for-1 XP vs. South Dakota (9/1/18)</li><li>A walk-on who is in his 3rd year with the program.</li><li>Earned all-state honors as a senior in high school.</li></ul>	<table><tr><th>YEAR</th><th>FGM-A</th><th>Pct.</th><th>LG</th><th>XPM-A</th><th>Pct.</th></tr><tr><td>2018</td><td>4-4</td><td>100.0</td><td>44</td><td>1-1</td><td>100.0</td></tr><tr><td><b>CAR</b></td><td><b>4-4</b></td><td><b>100.0</b></td><td><b>44</b></td><td><b>1-1</b></td><td><b>100.0</b></td></tr><tr><td colspan="6"><b>Car. Highs:</b> FG: 1; XP: 1</td></tr></table>	YEAR	FGM-A	Pct.	LG	XPM-A	Pct.	2018	4-4	100.0	44	1-1	100.0	<b>CAR</b>	<b>4-4</b>	<b>100.0</b>	<b>44</b>	<b>1-1</b>	<b>100.0</b>	<b>Car. Highs:</b> FG: 1; XP: 1					
	YEAR	FGM-A	Pct.	LG	XPM-A	Pct.																						
2018	4-4	100.0	44	1-1	100.0																							
<b>CAR</b>	<b>4-4</b>	<b>100.0</b>	<b>44</b>	<b>1-1</b>	<b>100.0</b>																							
<b>Car. Highs:</b> FG: 1; XP: 1																												
		<b>#22 Nick McLellan or #17 Maxwell Poduska</b> 6-2, 182, Jr.-SQ /// 6-0, 176, Fr.-HS West Des Moines, Iowa /// Fort Collins, Colo.	<ul style="list-style-type: none"><li><b>McLELLAN'S LAST GAME AT PK:</b> 1-for-1 XP vs. Charlotte (9/9/17)</li><li><b>McLELLAN:</b> Broke the Iowa state record for points in a career by a kicker (283).</li><li><b>PODUSKA:</b> Named the No. 2 PK in the Class of 2018 by ProKicker.com.</li></ul>	<table><tr><th>McLELLAN</th><th>FGM-A</th><th>Pct.</th><th>LG</th><th>XPM-A</th><th>Pct.</th></tr><tr><td>2018</td><td>0-0</td><td>0.0</td><td>0</td><td>0-0</td><td>0.0</td></tr><tr><td><b>CAR</b></td><td><b>0-0</b></td><td><b>0.0</b></td><td><b>0</b></td><td><b>1-1</b></td><td><b>100.0</b></td></tr><tr><td colspan="6"><b>Car. Highs:</b> XP: 1</td></tr></table>	McLELLAN	FGM-A	Pct.	LG	XPM-A	Pct.	2018	0-0	0.0	0	0-0	0.0	<b>CAR</b>	<b>0-0</b>	<b>0.0</b>	<b>0</b>	<b>1-1</b>	<b>100.0</b>	<b>Car. Highs:</b> XP: 1					
McLELLAN	FGM-A	Pct.	LG	XPM-A	Pct.																							
2018	0-0	0.0	0	0-0	0.0																							
<b>CAR</b>	<b>0-0</b>	<b>0.0</b>	<b>0</b>	<b>1-1</b>	<b>100.0</b>																							
<b>Car. Highs:</b> XP: 1																												
KO		<b>#10 Blake Lynch</b> 5-5, 145, So.-SQ Goddard, Kan. (Goddard)	<ul style="list-style-type: none"><li><b>LAST GAME AT KO:</b> 7 KOs, 60.0 yd avg vs. South Dakota (9/1/18)</li><li>Is kicking off for the first time in his K-State career.</li><li>Played soccer as a freshman and sophomore in high school.</li></ul>	<table><tr><th>Year</th><th>No.</th><th>Yards</th><th>Avg.</th><th>TB</th></tr><tr><td>2018</td><td>7</td><td>420</td><td>60.0</td><td>0</td></tr><tr><td><b>CAR</b></td><td><b>7</b></td><td><b>420</b></td><td><b>60.0</b></td><td><b>0</b></td></tr><tr><td colspan="5"><b>Car. Highs:</b> KO: 7; Avg: 60.0</td></tr></table>	Year	No.	Yards	Avg.	TB	2018	7	420	60.0	0	<b>CAR</b>	<b>7</b>	<b>420</b>	<b>60.0</b>	<b>0</b>	<b>Car. Highs:</b> KO: 7; Avg: 60.0								
	Year	No.	Yards	Avg.	TB																							
2018	7	420	60.0	0																								
<b>CAR</b>	<b>7</b>	<b>420</b>	<b>60.0</b>	<b>0</b>																								
<b>Car. Highs:</b> KO: 7; Avg: 60.0																												
		<b>#22 Nick McLellan or #17 Maxwell Poduska</b> 6-2, 182, Jr.-SQ /// 6-0, 176, Fr.-HS West Des Moines, Iowa /// Fort Collins, Colo.	<ul style="list-style-type: none"><li><b>McLELLAN:</b> Does not have any kickoff attempts in his career at K-State.</li><li><b>PODUSKA:</b> Regarded as the best KO specialist in the Class of 2018 by ProKicker.com.</li></ul>																									
HLD		<b>#19 Colby Moore</b> 6-1, 201, Sr.-3L Argyle, Texas (Liberty Christian)	<ul style="list-style-type: none"><li>An Honorary Special Teams Captain for the 2018 season.</li><li>Holding for the first time in his career.</li></ul>	<table><tr><th>Year</th><th>Games</th></tr><tr><td>2018</td><td>1</td></tr><tr><td><b>CAR</b></td><td><b>36</b></td></tr></table>	Year	Games	2018	1	<b>CAR</b>	<b>36</b>																		
	Year	Games																										
2018	1																											
<b>CAR</b>	<b>36</b>																											
		<b>#83 Dalton Schoen (SHOWN)</b> 6-1, 205, So.-SQ Overland Park, Kan. (Blue Valley Northwest)	<ul style="list-style-type: none"><li>Has not held during his time at K-State.</li></ul>																									
LS OR		<b>#45 David Tullis (TULL-is)</b> 5-11, 198, Sr.-SQ Derby, Kan. (Butler CC)	<ul style="list-style-type: none"><li><b>LAST GAME:</b> Snapped on all punts vs. South Dakota (9/1/18)</li><li>Had one successful snap on an extra point vs. Charlotte in 2017.</li></ul>	<table><tr><th>Year</th><th>Games</th></tr><tr><td>2018</td><td>1</td></tr><tr><td><b>CAR</b></td><td><b>2</b></td></tr></table>	Year	Games	2018	1	<b>CAR</b>	<b>2</b>																		
	Year	Games																										
2018	1																											
<b>CAR</b>	<b>2</b>																											
		<b>#38 Dalton Harman</b> 6-2, 245, Sr.-SQ Salina, Kan. (Salina South)	<ul style="list-style-type: none"><li><b>LAST GAME:</b> Snapped on all field goal and extra-point attempts vs. South Dakota (9/1/18)</li><li>Saw his first-career action against South Dakota.</li></ul>	<table><tr><th>Year</th><th>Games</th></tr><tr><td>2018</td><td>1</td></tr><tr><td><b>CAR</b></td><td><b>1</b></td></tr></table>	Year	Games	2018	1	<b>CAR</b>	<b>1</b>																		
Year	Games																											
2018	1																											
<b>CAR</b>	<b>1</b>																											
P		<b>#18 Andrew Hicks</b> 5-11, 182, Fr.-RS Shawnee, Kan. (Mill Valley)	<ul style="list-style-type: none"><li><b>LAST GAME:</b> 6 punts, 42.7-yd avg, 1 in20 vs. South Dakota (9/1/18)</li><li>His 63-yarder vs. USD was the longest in a debut under Bill Snyder.</li><li>A redshirt freshman who originally came into the program as a place kicker.</li></ul>	<table><tr><th>Year</th><th>Punts</th><th>Yds.</th><th>Avg.</th><th>LG</th><th>I20</th></tr><tr><td>2018</td><td>6</td><td>256</td><td>42.7</td><td>63</td><td>1</td></tr><tr><td><b>CAR</b></td><td><b>6</b></td><td><b>256</b></td><td><b>42.7</b></td><td><b>63</b></td><td><b>1</b></td></tr><tr><td colspan="6"><b>Car. Highs:</b> Punts: 6; Avg: 42.7; I20: 1</td></tr></table>	Year	Punts	Yds.	Avg.	LG	I20	2018	6	256	42.7	63	1	<b>CAR</b>	<b>6</b>	<b>256</b>	<b>42.7</b>	<b>63</b>	<b>1</b>	<b>Car. Highs:</b> Punts: 6; Avg: 42.7; I20: 1					
	Year	Punts	Yds.	Avg.	LG	I20																						
2018	6	256	42.7	63	1																							
<b>CAR</b>	<b>6</b>	<b>256</b>	<b>42.7</b>	<b>63</b>	<b>1</b>																							
<b>Car. Highs:</b> Punts: 6; Avg: 42.7; I20: 1																												
		<b>#21 Devin Ancil or #29 Bernardo Rodriguez</b> 6-0, 227, Jr.-SQ /// 5-10, 188, Fr.-RS Lenexa, Kan. /// Coppell, Texas	<ul style="list-style-type: none"><li><b>ANCIL'S LAST GAME:</b> Served as a holder on an XP vs. Charlotte (9/9/17).</li><li><b>ANCIL:</b> Earned first team all-conference honors at Coffeyville CC in 2015.</li><li><b>RODRIGUEZ:</b> The 2016 Texas District 9-6A Special Teams Player of the Year.</li></ul>																									
KOR		<b>#8 Duke Shelley</b> 5-9, 180, Sr.-3L Tucker, Ga. (Tucker)	<ul style="list-style-type: none"><li><b>LAST GAME RETURNING:</b> 4 ret, 76 yds vs. South Dakota (9/1/18)</li><li>Returning kickoffs for the first time in his K-State career.</li></ul>	<table><tr><th>Year</th><th>Ret.</th><th>Yds.</th><th>Avg.</th><th>TD</th><th>LG</th></tr><tr><td>2018</td><td>4</td><td>76</td><td>19.0</td><td>0</td><td>21</td></tr><tr><td><b>CAR</b></td><td><b>4</b></td><td><b>76</b></td><td><b>19.0</b></td><td><b>0</b></td><td><b>21</b></td></tr><tr><td colspan="6"><b>Car. Highs:</b> Ret: 4; Yds: 76</td></tr></table>	Year	Ret.	Yds.	Avg.	TD	LG	2018	4	76	19.0	0	21	<b>CAR</b>	<b>4</b>	<b>76</b>	<b>19.0</b>	<b>0</b>	<b>21</b>	<b>Car. Highs:</b> Ret: 4; Yds: 76					
	Year	Ret.	Yds.	Avg.	TD	LG																						
2018	4	76	19.0	0	21																							
<b>CAR</b>	<b>4</b>	<b>76</b>	<b>19.0</b>	<b>0</b>	<b>21</b>																							
<b>Car. Highs:</b> Ret: 4; Yds: 76																												
		<b>#7 Isaiah Zuber (ZOO-bur)</b> 6-0, 183, Jr.-2L Stone Mountain, Ga. (Stephenson)	<ul style="list-style-type: none"><li><b>LAST GAME RETURNING:</b> 1 ret, 11 yds vs. South Dakota (9/1/18)</li><li>Serving as a primary kickoff-return man for the first time in his career.</li></ul>	<table><tr><th>Year</th><th>Ret.</th><th>Yds.</th><th>Avg.</th><th>TD</th><th>LG</th></tr><tr><td>2018</td><td>1</td><td>11</td><td>11.0</td><td>0</td><td>11</td></tr><tr><td><b>CAR</b></td><td><b>3</b></td><td><b>26</b></td><td><b>8.7</b></td><td><b>0</b></td><td><b>15</b></td></tr><tr><td colspan="6"><b>Car. Highs:</b> Ret: 2; Yds: 15</td></tr></table>	Year	Ret.	Yds.	Avg.	TD	LG	2018	1	11	11.0	0	11	<b>CAR</b>	<b>3</b>	<b>26</b>	<b>8.7</b>	<b>0</b>	<b>15</b>	<b>Car. Highs:</b> Ret: 2; Yds: 15					
Year	Ret.	Yds.	Avg.	TD	LG																							
2018	1	11	11.0	0	11																							
<b>CAR</b>	<b>3</b>	<b>26</b>	<b>8.7</b>	<b>0</b>	<b>15</b>																							
<b>Car. Highs:</b> Ret: 2; Yds: 15																												
PR		<b>#8 Duke Shelley</b> 5-9, 180, Sr.-3L Tucker, Ga. (Tucker)	<ul style="list-style-type: none"><li><b>LAST GAME RETURNING:</b> 3 ret, 10 yds vs. South Dakota (9/1/18)</li><li>Returning punts for the first time in his K-State career.</li></ul>	<table><tr><th>Year</th><th>Ret.</th><th>Yds.</th><th>Avg.</th><th>TD</th><th>LG</th></tr><tr><td>2018</td><td>3</td><td>10</td><td>3.3</td><td>0</td><td>6</td></tr><tr><td><b>CAR</b></td><td><b>3</b></td><td><b>10</b></td><td><b>3.3</b></td><td><b>0</b></td><td><b>6</b></td></tr><tr><td colspan="6"><b>Car. Highs:</b> Ret: 3; Yds: 10</td></tr></table>	Year	Ret.	Yds.	Avg.	TD	LG	2018	3	10	3.3	0	6	<b>CAR</b>	<b>3</b>	<b>10</b>	<b>3.3</b>	<b>0</b>	<b>6</b>	<b>Car. Highs:</b> Ret: 3; Yds: 10					
	Year	Ret.	Yds.	Avg.	TD	LG																						
2018	3	10	3.3	0	6																							
<b>CAR</b>	<b>3</b>	<b>10</b>	<b>3.3</b>	<b>0</b>	<b>6</b>																							
<b>Car. Highs:</b> Ret: 3; Yds: 10																												
		<b>#7 Isaiah Zuber (ZOO-bur)</b> 6-0, 183, Jr.-2L Stone Mountain, Ga. (Stephenson)	<ul style="list-style-type: none"><li><b>LAST GAME RETURNING:</b> 2 ret, 97 yds, TD vs. South Dakota (9/1/18)</li><li>Had an 85-yd TD return vs. South Dakota, the 10th-longest in school history.</li><li>Earned Big 12 Special Teams Player of the Week honors for his effort vs. USD.</li></ul>	<table><tr><th>Year</th><th>Ret.</th><th>Yds.</th><th>Avg.</th><th>TD</th><th>LG</th></tr><tr><td>2018</td><td>2</td><td>97</td><td>48.5</td><td>1</td><td>85</td></tr><tr><td><b>CAR</b></td><td><b>2</b></td><td><b>97</b></td><td><b>48.5</b></td><td><b>1</b></td><td><b>85</b></td></tr><tr><td colspan="6"><b>Car. Highs:</b> Ret: 2; Yds: 97; TD: 1</td></tr></table>	Year	Ret.	Yds.	Avg.	TD	LG	2018	2	97	48.5	1	85	<b>CAR</b>	<b>2</b>	<b>97</b>	<b>48.5</b>	<b>1</b>	<b>85</b>	<b>Car. Highs:</b> Ret: 2; Yds: 97; TD: 1					
Year	Ret.	Yds.	Avg.	TD	LG																							
2018	2	97	48.5	1	85																							
<b>CAR</b>	<b>2</b>	<b>97</b>	<b>48.5</b>	<b>1</b>	<b>85</b>																							
<b>Car. Highs:</b> Ret: 2; Yds: 97; TD: 1																												

## IN-SEASON BIRTHDAYS

Several Wildcats celebrate their birthdays during the 2018 regular season season. Below is a list of those players and coaches in addition to the game days for reference.

### AUGUST

26 – Cody Fletcher (1997)  
28 – Kendall Adams (1995)  
28 – Devin Ancil (1996)  
28 – Cartez Crook-Jones (1999)

### SEPTEMBER

1 – SOUTH DAKOTA  
3 – Hunter Rison (1998)  
4 – Maxwell Poduska (1999)  
8 – MISSISSIPPI STATE  
10 – Drew Wiley (1998)  
14 – Chabastin Taylor (1998)  
15 – UTSA  
16 – JaQuay Lane (1999)  
18 – Landry Weber (1998)

19 – Andre Coleman  
19 – Collin Klein  
19 – Ryan Henington (1998)  
21 – Sean Snyder  
21 – Marshall Kellner (1999)  
22 – AT WEST VIRGINIA  
29 – TEXAS  
30 – Chase Johnston (1996)

### OCTOBER

6 – AT BAYLOR  
7 – Bill Snyder  
7 – EJ Turner (1999)  
8 – Duke Shelley (1996)  
9 – Blaise Gammon (1996)  
13 – OKLAHOMA STATE

13 – Dalton Schoen (1996)  
13 – Luke Sowa (1995)  
14 – John Holcombe II (1999)  
17 – Ben Adler (1998)  
18 – Spencer Trussell (1998)  
20 – Hayden Gillum (1999)  
20 – Derick Newton (1999)  
21 – Tyquilo Moore (1997)  
23 – Alex Delton (1996)  
23 – Osvelt Joseph (1994)  
25 – Eric Hickson  
27 – AT OKLAHOMA  
27 – Alex Barnes (1996)  
28 – Kaitori Leveston (1999)  
31 – Cornelius Ruff IV (1998)

### NOVEMBER

3 – AT TCU  
4 – Bronson Massie (1997)  
4 – Ekow Boye-Doe (1999)  
5 – Nick Allen (1999)  
10 – KANSAS  
11 – Harrison Creed (1998)  
12 – Anthony Payne (1998)  
14 – Dalvin Warmack (1995)  
17 – TEXAS TECH  
19 – Bill Kuduk (1998)  
19 – Phillip Brooks (1999)  
23 – Eli Walker (1997)  
24 – IOWA STATE





**Isaiah HARRIS**  
WR • 5-8 • 166 • So.-1L  
Fort Worth, Texas  
(All Saints Episcopal)

2

- A small, shifty receiver who has played in each of his first 2 seasons in Manhattan.
- Played in the first 4 games of 2017 before sustaining a season-ending injury.
- Earned a medical hardship for the 2017 season and is classified a sophomore again in 2018.
- Did most of his damage in 2017 vs. Central Arkansas, hauling in 3 passes for 118 yards with a 69-yard TD catch.
- Teamed with Byron Pringle (121 yards) to give K-State its first double 100-yard receiver game since the end of 2014.

## HARRIS' GAME-BY-GAME STATS

Date	Opponent	No	Yds	TD	LG
9/17/16	FAU	6	46	0	10
11/5/16	OKLAHOMA STATE	1	-1	0	0
12/3/16	at TCU	3	33	0	19
9/2/17	CENTRAL ARKANSAS	3	118	1	69
9/9/17	CHARLOTTE	2	20	0	13

*Bold Italics* denotes career high

## HARRIS' CAREER STATS

YEAR	G/S	NO	YDS	AVG	TD	LG
2016	5/0	10	78	7.8	0	19
2017	4/0	5	138	27.6	1	69
<b>TOTAL</b>	<b>9/0</b>	<b>15</b>	<b>216</b>	<b>14.4</b>	<b>1</b>	<b>69</b>



**Elijah SULLIVAN**  
LB • 6-0 • 219 • Jr.-2L  
Tucker, Ga.  
(Tucker)

3

- A hard-working player who has seen action on both special teams and at linebacker during his career.
- Played in all 13 games in 2017, including starts at Vanderbilt and vs. UCLA in the Cactus Bowl.
- Also tallied a team-best 9 special teams stops with 6 of those coming on kickoff coverage.
- HS teammate of current Wildcat defenders Justin Hughes and Duke Shelley.

## SULLIVAN'S GAME-BY-GAME STATS

Date	Opponent	UA-AT-TT	TFL	SACK	INT	PD	F/R
9/24/16	MISSOURI STATE	1-0-1	0.0-0	0.0-0	0	0	0/0
10/8/16	TEXAS TECH	2-0-2	0.0-0	0.0-0	0	0	0/0
11/19/16	at Baylor	1-0-1	0.0-0	0.0-0	0	0	0/0
9/2/17	C. ARKANSAS	3-0-3	0.0-0	0.0-0	0	0	1/0
9/9/17	CHARLOTTE	1-1-2	0.0-0	0.0-0	0	0	0/0
9/16/17	at Vanderbilt*	0-2-2	0.0-0	0.0-0	0	0	0/1
9/30/17	BAYLOR	1-1-2	0.0-0	0.0-0	0	0	0/0
10/7/17	at Texas	1-1-2	0.0-0	0.0-0	0	0	0/0
10/14/17	TCU	1-0-1	0.0-0	0.0-0	0	0	0/0
10/21/17	OKLAHOMA	1-0-1	0.0-0	0.0-0	0	0	0/0
10/28/17	at Kansas	2-0-2	1.0-9	1.0-9	0	0	0/0
11/4/17	at Texas Tech	1-1-2	0.0-0	0.0-0	0	0	0/0
11/11/17	WEST VIRGINIA	3-0-3	0.0-0	0.0-0	0	0	1/0
11/18/17	at Oklahoma St.	1-0-1	0.0-0	0.0-0	0	0	0/0
11/25/17	IOWA STATE	1-0-1	0.0-0	0.0-0	0	0	0/0
12/26/17	vs. UCLA*	6-0-6	0.0-0	0.0-0	0	0	0/0

\* denotes game started; *Bold Italics* denotes career high

## SULLIVAN'S CAREER STATS

Year	G/S	UA-AT-TT	TFL	SACK	INT	PD	F/R
2016	11/0	4-0-4	0.0-0	0.0-0	0	0	0/0
2017	13/2	22-6-28	1.0-9	1.0-9	0	0	2/1
2018	1/0	0-0-0	0.0-0	0.0-0	0	0	0/0
<b>TOTAL</b>	<b>25/2</b>	<b>26-6-32</b>	<b>1.0-9</b>	<b>1.0-9</b>	<b>0</b>	<b>0</b>	<b>2/1</b>



**Dalvin WARMACK**  
RB • 5-8 • 187 • Sr.-3L  
Blue Springs, Mo.  
(Blue Springs)

3

- A shifty and elusive player who has progressed over each season of his career.
- Had a 15-yard TD rush at TTU out of the Wildcat formation.
- Recorded 60 all-purpose yards in the 4th quarter of K-State's comeback win over ISU.
- Younger brother, **Michael**, is a freshman RB for the Wildcats.

## WARMACK'S GAME-BY-GAME RUSHING

Date	Opponent	No	Yds	TD	LG
9/12/15	at UTSA	5	40	0	22
11/28/15	at Kansas	4	16	0	8
12/5/15	WEST VIRGINIA	1	0	0	0
1/2/16	vs. Arkansas	2	8	0	8
9/2/16	at Stanford	1	7	0	7
9/17/16	FAU	8	90	0	43
9/24/16	MISSOURI STATE	2	-1	0	5
10/1/16	at West Virginia	8	35	0	18
10/8/16	TEXAS TECH	8	21	0	8
10/15/16	at Oklahoma	1	4	0	4
10/22/16	TEXAS	1	-2	0	0
11/5/16	OKLAHOMA STATE	3	8	0	6
11/26/16	KANSAS	5	43	0	36
12/3/16	at TCU	3	3	0	2
12/28/16	vs. Texas A&M	1	3	0	3
9/2/17	CENTRAL ARKANSAS	4	33	1	18
9/9/17	CHARLOTTE	4	43	1	13
9/30/17	BAYLOR	3	8	0	4
10/21/17	OKLAHOMA	1	3	0	3
11/4/17	at Texas Tech	7	26	1	15
11/11/17	WEST VIRGINIA	14	96	0	41
11/18/17	at Oklahoma State	1	-2	0	0
11/25/17	IOWA STATE	10	42	0	13
12/26/17	vs. UCLA	1	3	0	3
9/1/18	SOUTH DAKOTA	3	17	0	17

*Bold Italics* denotes career high

## WARMACK'S GAME-BY-GAME RECEIVING

Date	Opponent	No	Yds	TD	LG
1/2/16	vs. Arkansas	2	27	0	16
9/2/16	at Stanford	1	13	0	13
9/24/16	MISSOURI STATE	1	3	0	3
9/30/17	BAYLOR	1	9	0	9
11/25/17	IOWA STATE	1	24	0	24
9/1/18	SOUTH DAKOTA	1	9	0	9

*Bold Italics* denotes career high

## WARMACK'S CAREER RUSHING STATS

YEAR	G/S	NO	YDS	AVG	TD	LG
2015	9/0	12	64	5.3	0	22
2016	11/0	41	211	5.1	0	43
2017	9/0	48	252	5.2	3	41
2018	1/0	3	17	5.7	0	17
<b>TOTAL</b>	<b>30/0</b>	<b>104</b>	<b>544</b>	<b>5.2</b>	<b>3</b>	<b>43</b>

## WARMACK'S CAREER RECEIVING STATS

YEAR	G/S	NO	YDS	AVG	TD	LG
2015	9/0	2	27	13.5	0	16
2016	11/0	2	16	8.0	0	13
2017	9/0	2	33	16.5	0	24
2018	1/0	1	9	9.0	0	9
<b>TOTAL</b>	<b>30/0</b>	<b>7</b>	<b>85</b>	<b>12.1</b>	<b>0</b>	<b>24</b>



**Alex DELTON**  
QB • 6-0 • 205 • Jr.-2L  
Hays, Kan.  
(Hays)

5

- A highly-regarded QB who has shown flashes during his 3 years.
- Entered 2018 ranked 4th among returning Power 5 QBs with at least 100 attempts in averaging 5.6 yds on designed runs according to Pro Football Focus.
- Came off the bench in the 2017 Cactus Bowl to rush for a K-State bowl record 158 yds and 3 TDs en route to Offensive MVP honors, leading the Cats to their most-lopsided bowl victory in 23 years.
- His rushing yardage was also the 6th most by a K-State QB in any game in school history.
- A First Team Academic All-Big 12 pick in 2017.
- Played in 2 games as a true freshman in 2015 before sustaining a season-ending injury, earning a medical hardship.
- Voted a team captain for the 2018 season.

## DELTON'S GAME-BY-GAME PASSING

Date	Opponent	C-A-I	Yds	TD	LG
9/24/16	MISSOURI STATE	3-5-0	11	0	6
11/26/16	KANSAS	0-1-0	0	0	0
10/7/17	at Texas	2-5-0	30	0	23
10/14/17	TCU*	11-29-0	146	0	33
10/21/17	OKLAHOMA*	12-14-1	144	1	40
10/28/17	at Kansas*	4-7-0	98	0	38
11/4/17	at Texas Tech*	13-20-1	167	1	25
12/26/17	vs. UCLA	7-10-0	52	1	11
9/1/18	SOUTH DAKOTA	5-14-1	91	0	27

\* denotes game started; *Bold Italics* denotes career high

## DELTON'S GAME-BY-GAME RUSHING

Date	Opponent	No	Yds	TD	LG
9/5/15	SOUTH DAKOTA	3	10	0	5
9/12/15	at UTSA	1	8	0	8
9/17/16	FAU	7	37	1	19
9/24/16	MISSOURI STATE*	1	15	0	15
10/29/16	at Iowa State	4	11	0	8
11/26/16	KANSAS	12	53	0	11
9/30/17	BAYLOR	3	23	0	13
10/7/17	at Texas	12	79	2	22
10/14/17	TCU*	19	39	0	36
10/21/17	OKLAHOMA*	27	142	3	26
10/28/17	at Kansas*	9	36	0	17
11/4/17	at Texas Tech*	10	23	0	8
12/26/17	vs. UCLA	20	158	3	68
9/1/18	SOUTH DAKOTA	12	78	0	24

\* denotes game started; *Bold Italics* denotes career high

## DELTON'S CAREER PASSING STATS

Year	G/S	C-A-I	Pct.	Yds	TD	Lg	Eff.
2016	4/0	3-6-0	50.0	11	0	6	65.4
2017	7/4	49-85-2	57.6	637	3	40	127.5
2018	1/0	5-14-1	35.7	91	0	27	76.0
<b>TOTAL</b>	<b>14/4</b>	<b>57-105-3</b>	<b>54.3</b>	<b>739</b>	<b>3</b>	<b>40</b>	<b>117.1</b>

## DELTON'S CAREER RUSHING STATS

YEAR	G/S	NO	YDS	AVG	TD	LG
2015	2/0	4	18	4.5	0	8
2016	4/0	24	116	4.8	1	19
2017	7/4	100	500	5.0	8	68
2018	1/0	12	78	6.5	0	24
<b>TOTAL</b>	<b>14/4</b>	<b>140</b>	<b>712</b>	<b>5.1</b>	<b>9</b>	<b>68</b>



**Da'Quan PATTON**  
**LB • 6-1 • 221 • Jr.-RS**  
Cedar Park, Texas  
(Trinity Valley CC)

**5**

- A dynamic LB who redshirted the 2017 season.
- Came to K-State after being rated the 5th-best community-college OLB in the nation in the Class of 2017 by ESPN.
- Capped his CC career by earning Second Team NJCAA All-America honors as a sophomore in 2016.
- Also named the Southwest Junior College Football Conference (SWJCFC) Co-Defensive Player of the Year.
- Recorded 89 tackles, 6.0 TFLs, 2.5 sacks and one interception as a sophomore at Trinity Valley CC.

**PATTON'S GAME-BY-GAME STATS**

Date	Opponent	UA-AT-TT	TFL	SACK	INT	PD	F/R
9/1/18	SOUTH DAKOTA*	2-2-4	0.0-0	0.0-0	0	0	0/0

\* denotes game started



**Eli WALKER**  
**DB • 6-2 • 202 • Sr.-1L**  
Long Beach, Calif.  
(Cerritos)

**7**

- A physical, hard-hitting DB who showed flashes in 2017 after coming from the community-college ranks.
- Started 3 games last year, including the ISU contest when he had a career-best 6 stops.

**WALKER'S GAME-BY-GAME STATS**

Date	Opponent	UA-AT-TT	TFL	SACK	INT	PD	F/R
9/2/17	C. ARKANSAS	2-0-2	<b>1.0-1</b>	0.0-0	0	0	0/0
9/9/17	CHARLOTTE	3-1-4	0.0-0	0.0-0	0	0	0/0
9/30/17	BAYLOR	0-1-1	0.0-0	0.0-0	0	0	0/0
10/7/17	at Texas	1-0-1	0.0-0	0.0-0	0	0	0/0
10/21/17	OKLAHOMA*	4-0-4	<b>1.0-8</b>	<b>1.0-8</b>	0	0	0/0
11/25/17	IOWA STATE*	<b>5-1-6</b>	0.0-0	0.0-0	0	0	0/0
12/26/17	vs. UCLA*	3-0-3	0.0-0	0.0-0	0	0	0/0
9/1/18	SOUTH DAKOTA	1-0-1	0.0-0	0.0-0	0	0	0/0

\* denotes game started; **Bold Italics** denotes career high

**WALKER'S CAREER STATS**

Year	G/S	UA-AT-TT	TFL	SACK	INT	PD	F/R
2017	11/3	18-3-21	2.0-9	1.0-8	0	0	0/0
2018	1/0	1-0-1	0.0-0	0.0-0	0	0	0/0
<b>TOTAL</b>	<b>12/3</b>	<b>19-3-22</b>	<b>2.0-9</b>	<b>1.0-8</b>	<b>0</b>	<b>0</b>	<b>0/0</b>



**Isaiah ZUBER**  
**WR • 6-0 • 183 • Jr.-2L**  
Stone Mountain, Ga.  
(Stephenson)

**7**

- An athletic WR who has added dynamic return abilities to his game as a junior.
- Carded an 85-yd punt return TD in the season opener vs. South Dakota, the 10th-longest punt return in school history and longest since **Tramaine Thompson** went 89 yds in the 2012 season opener.
- It was the 2nd-straight year a Wildcat had a TD on his first-career PR attempt (**D.J. Reed** vs. Central Arkansas).
- Also added a go-ahead 10-yd TD catch in the 4th quarter vs. South Dakota.
- Named the Big 12 Special Teams Player of the Week following his effort vs. South Dakota.
- Is the first player in school history with a TD reception in 3-straight season openers.
- Led the team in catches in 2017 with 51, a mark that ranked 3rd in school history among sophomores.
- Hauled in a one-yard TD pass as time expired to give K-State a one-point win over ISU last year.
- His TD catch represented K-State's first game-winning TD on the final play of regulation since 1995.

**ZUBER'S GAME-BY-GAME RECEIVING**

Date	Opponent	No	Yds	TD	LG
9/2/16	at Stanford	3	34	<b>1</b>	15
10/1/16	at West Virginia	2	29	0	16
10/8/16	TEXAS TECH	3	35	<b>1</b>	16
10/15/16	at Oklahoma	2	14	0	13
10/22/16	TEXAS	2	9	0	7
10/29/16	at Iowa State	1	7	0	7
11/5/16	OKLAHOMA STATE	4	20	0	9
11/19/16	at Baylor	4	32	0	20
12/28/16	vs. Texas A&M	3	12	0	5
9/2/17	CENTRAL ARKANSAS*	2	19	<b>1</b>	11
9/9/17	CHARLOTTE*	<b>7</b>	73	0	15
9/16/17	at Vanderbilt*	4	37	0	10
9/30/17	BAYLOR*	4	<b>79</b>	<b>1</b>	<b>29</b>
10/7/17	at Texas*	3	19	0	7
10/14/17	TCU	4	40	0	14
10/21/17	OKLAHOMA*	<b>7</b>	25	<b>1</b>	8
10/28/17	at Kansas*	3	30	0	15
11/4/17	at Texas Tech*	4	65	0	25
11/11/17	at Oklahoma State*	2	22	0	11
11/25/17	IOWA STATE*	<b>7</b>	56	<b>1</b>	18
9/1/18	SOUTH DAKOTA*	5	68	<b>1</b>	20

\* denotes game started; **Bold Italics** denotes career high

**ZUBER'S GAME-BY-GAME PUNT RETURN**

Date	Opponent	No	Yds	TD	LG
9/1/18	SOUTH DAKOTA	2	97	1	85

**ZUBER'S GAME-BY-GAME KOR**

Date	Opponent	No	Yds	TD	LG
11/18/17	at Oklahoma State	<b>2</b>	<b>15</b>	0	<b>15</b>
9/1/18	SOUTH DAKOTA	1	11	0	11

**Bold Italics** denotes career high

**ZUBER'S CAREER RECEIVING STATS**

Year	G/S	No	Yds	Avg	TD	Lg
2016	13/0	24	192	8.0	2	20
2017	13/11	51	510	10.0	4	29
2018	1/1	5	68	5.0	1	20
<b>TOTAL</b>	<b>27/12</b>	<b>80</b>	<b>770</b>	<b>9.6</b>	<b>7</b>	<b>29</b>

**ZUBER'S CAREER KOR STATS**

Year	G	No	Yds	Avg	TD	Lg
2017	13	2	15	7.5	0	15
2018	1	1	11	11.0	0	11
<b>TOTAL</b>	<b>14</b>	<b>3</b>	<b>26</b>	<b>8.7</b>	<b>0</b>	<b>15</b>



**Duke SHELLEY**  
**DB • 5-9 • 180 • Sr.-3L**  
Tucker, Ga.  
(Tucker)

**8**

- A mainstay at CB – starting 31 games over the past 3-plus seasons – who is on the Bronko Nagurski Trophy watch list.
- Ranks 4th nationally among active players with 30 career PDs.
- Tied for 4th in school history in career INT-return TDs (2).
- Started all 12 of his games played in 2017, ranking 4th in the Big 12 with 13 PD en route to Honorable Mention All-Big 12 honors.
- Tallied the second pick-six of his career and 3 total passes defended at TTU as he earned Big 12 Defensive Player of the Week accolades.
- Registered his first-career sack in last year vs. Central Arkansas.
- Voted a team co-captain for the 2018 season.

**SHELLEY'S GAME-BY-GAME STATS**

Date	Opponent	UA-AT-TT	TFL	SACK	INT	PD	F/R
10/10/15	TCU*	1-0-1	0.0-0	0.0-0	0	0	0/0
10/17/15	OKLAHOMA*	6-0-6	0.0-0	0.0-0	0	2	0/0
10/24/15	at Texas*	2-0-2	<b>1.0-3</b>	0.0-0	0	0	0/0
11/5/15	BAYLOR*	5-0-5	0.0-0	0.0-0	0	1	0/0
11/14/15	at Texas Tech*	7-0-7	0.0-0	0.0-0	0	0	0/0
11/21/15	IOWA STATE*	3-0-3	0.0-0	0.0-0	0	0	0/1
11/28/15	at Kansas*	3-0-3	0.0-0	0.0-0	0	0	0/0
12/5/15	WEST VIRGINIA*	1-0-1	0.0-0	0.0-0	0	<b>4</b>	0/0
9/2/16	at Stanford*	2-3-5	0.0-0	0.0-0	0	0	0/0
9/17/16	FAU*	7-0-7	<b>1.0-1</b>	0.0-0	0	0	0/0
10/1/16	at West Virginia*	3-1-4	0.0-0	0.0-0	0	1	0/0
10/8/16	TEXAS TECH*	<b>9-0-9</b>	0.0-0	0.0-0	0	1	0/0
10/15/16	at Oklahoma*	3-2-5	0.0-0	0.0-0	<b>1</b>	1	0/0
10/22/16	TEXAS*	2-0-2	0.0-0	0.0-0	0	0	0/0
10/29/16	at Iowa State*	3-2-5	0.0-0	0.0-0	<b>1</b>	2	0/0
11/5/16	OKLAHOMA ST.*	3-0-3	0.0-0	0.0-0	<b>1</b>	1	0/0
11/19/16	at Baylor*	8-0-8	0.0-0	0.0-0	0	0	0/0
12/28/16	vs. Texas A&M*	0-0-0	0.0-0	0.0-0	0	1	0/0
9/2/17	C. ARKANSAS*	6-0-6	<b>1.0-5</b>	<b>1.0-5</b>	0	1	0/0
9/16/17	at Vanderbilt*	2-0-2	0.0-0	0.0-0	0	1	0/0
9/30/17	BAYLOR*	5-0-5	<b>1.0-2</b>	0.0-0	0	1	0/0
10/7/17	at Texas*	7-0-7	0.0-0	0.0-0	0	1	1/0
10/14/17	TCU*	4-0-4	0.0-0	0.0-0	0	1	0/0
10/21/17	OKLAHOMA*	3-2-5	<b>1.0-3</b>	0.0-0	0	1	0/0
10/28/17	at Kansas*	7-0-7	0.0-0	0.0-0	0	2	0/0
11/4/17	at Texas Tech*	3-1-4	0.0-0	0.0-0	<b>1</b>	3	0/0
11/11/17	WEST VIRGINIA*	3-0-3	0.0-0	0.0-0	0	0	0/0
11/18/17	at Oklahoma St.*	5-0-5	<b>1.0-4</b>	0.0-0	<b>1</b>	1	0/0
11/25/17	IOWA STATE*	3-0-3	0.0-0	0.0-0	0	1	0/0
12/26/17	vs. UCLA*	5-0-5	0.0-0	0.0-0	0	0	0/0
9/18/18	SOUTH DAKOTA*	8-0-8	0.0-0	0.0-0	0	3	0/0

\* denotes game started; **Bold Italics** denotes career high

**SHELLEY'S GAME-BY-GAME PUNT RETURN**

Date	Opponent	No	Yds	TD	LG
9/1/18	SOUTH DAKOTA	3	10	0	6

**SHELLEY'S GAME-BY-GAME KOR**

Date	Opponent	No	Yds	TD	LG
9/1/18	SOUTH DAKOTA	4	76	0	21

**SHELLEY'S CAREER DEFENSIVE STATS**

Year	G/S	UA-AT-TT	TFL	SACK	INT	PD	F/R
2015	8/8	28-0-28	1.0-3	0.0-0	0	7	0/1
2016	11/10	40-8-48	1.0-1	0.0-0	3	7	0/0
2017	12/12	53-3-56	4.0-14	1.0-5	2	13	1/0
2018	1/1	8-0-8	0.0-0	0.0-0	0	3	0/0
<b>TOTAL</b>	<b>32/31</b>	<b>129-11-140</b>	<b>6.0-18</b>	<b>1.0-5</b>	<b>5</b>	<b>30</b>	<b>1/1</b>



**Skylar THOMPSON**  
**QB • 6-2 • 205 • So.-1L**  
 Independence, Mo.  
 (Fort Osage)

10

- A young QB with a big arm who helped lead K-State to significant wins down the stretch run of 2017.
- Started the 2018 opener vs. South Dakota, the 5th sophomore starting QB in a season opener under Bill Snyder.
- Entered 2018 with the 4th-highest pass efficiency rating in the Big 12 among returning QBs that appeared in at least 7 games.
- Just the 2nd freshman QB to start under Snyder when he did so the final 4 games of 2017.
- Earned votes for the 2017 Big 12 Offensive Freshman of the Year award.
- Tied for 3rd in school history in passing TDs among freshmen, while he had the 4th-most passing yards by a freshman.
- Had his best game of the year to lead K-State to a win at No. 10 OSU when he tallied a passer efficiency rating of 284.9, the 4th-highest mark in school history and the highest ever by a freshman.
- Named the Big 12 Newcomer of the Week and a Manning Award Star of the Week for his effort against the Cowboys.
- Also earned Big 12 Newcomer of the Week after throwing a game-winning TD pass on the final play of regulation vs. ISU.
- Had 124 of his 152 passing yards vs. the Cyclones come in the 4th quarter as K-State trailed by 12 points with 13:46 left in the game.
- Accounted for 2 TDs and threw for a two-point conversion in second half and overtime at TTU, leading the Wildcats to the largest 4th-quarter deficit overcome in a road game in school history.

## THOMPSON'S GAME-BY-GAME PASSING

Date	Opponent	C-A-I	Yds	TD	LG
9/9/17	CHARLOTTE	1-2-0	11	0	11
10/28/17	at Kansas	4-6-0	40	0	20
11/4/17	at Texas Tech	5-8-0	96	1	54
11/11/17	WEST VIRGINIA*	13-26-2	159	0	33
11/18/17	at Oklahoma State*	10-13-0	204	3	60
11/25/17	IOWA STATE*	15-21-0	152	1	25
12/26/17	vs. UCLA*	3-7-1	27	0	18
9/1/18	SOUTH DAKOTA*	8-14-1	61	1	15

\* denotes game started; **Bold Italics** denotes career high

## THOMPSON'S GAME-BY-GAME RUSHING

Date	Opponent	No	Yds	TD	LG
9/2/17	CENTRAL ARKANSAS	3	49	0	30
9/9/17	CHARLOTTE	2	9	0	9
10/28/17	at Kansas	10	39	0	14
11/4/17	at Texas Tech	6	8	1	7
11/11/17	WEST VIRGINIA*	18	53	0	18
11/18/17	at Oklahoma State*	17	93	1	26
11/25/17	IOWA STATE*	8	12	1	6
12/26/17	vs. UCLA*	5	4	0	4
9/1/18	SOUTH DAKOTA*	11	58	0	44

\* denotes game started; **Bold Italics** denotes career high

## THOMPSON'S CAREER PASSING STATS

Year	G/S	C-A-I	Pct.	Yds	TD	Lg	Eff.
2017	8/4	51-83-3	61.4	689	5	60	143.8
2018	1/1	8-14-1	57.1	61	1	15	103.0
<b>TOTAL</b>	<b>9/5</b>	<b>59-97-4</b>	<b>60.8</b>	<b>750</b>	<b>6</b>	<b>60</b>	<b>137.9</b>

## THOMPSON'S CAREER RUSHING STATS

Year	G/S	No	Yds	Avg	TD	LG
2017	8/4	69	267	3.9	3	30
2018	1/1	11	58	5.3	0	44
<b>TOTAL</b>	<b>9/5</b>	<b>80</b>	<b>325</b>	<b>4.1</b>	<b>3</b>	<b>44</b>



**Blake LYNCH**  
**PK • 5-5 • 145 • So.-SQ**  
 Goddard, Kan.  
 (Eisenhower)

10

- A walk-on who kicked for the first time in his career in the season opener vs. USD, making 4-of-4 FGs and an extra point.
- His 4 FGs made were the most ever by a Wildcat in their debut.
- All of his FGs vs. the Coyotes came in the first half, the most by a Wildcat in a single half since **Jamie Rheem** also made 4 in the first half vs. Utah State in 1999.

## LYNCH'S GAME-BY-GAME STATS

Date	Opponent	FGM-A	Sequence	XPM-A
9/1/18	SOUTH DAKOTA	4-4	(24), (22), (38), (44)	1-1

() Indicates made FG



**AJ PARKER**  
**DB • 5-11 • 178 • So.-1L**  
 Bartlesville, Okla.  
 (Bartlesville)

12

- A young DB who saw significant playing time on defense and special teams in 2017 and started the 2018 opener at CB.
- Started 4 games in 2017, including the Charlotte game when he batted away a season-best 2 passes.

## PARKER'S GAME-BY-GAME STATS

Date	Opponent	UA-AT-TT	TFL	SACK	INT	PD	F/R
9/2/17	C. ARKANSAS	1-0-1	0.0-0	0.0-0	0	0	0/0
9/9/17	CHARLOTTE*	2-1-3	0.5-1	0.0-0	0	2	0/0
9/30/17	BAYLOR	1-0-1	0.0-0	0.0-0	0	0	0/0
10/14/17	TCU*	7-1-8	0.0-0	0.0-0	0	0	0/0
10/21/17	OKLAHOMA	1-3-4	0.0-0	0.0-0	0	0	0/0
10/28/17	at Kansas*	2-0-2	0.0-0	0.0-0	0	0	0/0
11/18/17	at Oklahoma St.*	5-0-5	1.0-1	0.0-0	0	1	0/0
9/1/18	SOUTH DAKOTA*	2-0-2	0.0-0	0.0-0	0	2	0/0

\* denotes game started; **Bold Italics** denotes career high

## PARKER'S CAREER STATS

Year	G/S	UA-AT-TT	TFL	SACK	INT	PD	F/R
2017	11/4	19-5-24	1.5-2	0.0-0	0	3	0/0
2018	1/1	2-0-2	0.0-0	0.0-0	0	2	0/0
<b>TOTAL</b>	<b>12/5</b>	<b>21-5-26</b>	<b>1.5-2</b>	<b>0.0-0</b>	<b>0</b>	<b>5</b>	<b>0/0</b>



**Walter NEIL JR.**  
**DB • 5-9 • 170 • So.-1L**  
 Lawton, Okla.  
 (Lawton)

15

- A walk-on who worked his way onto special teams and reserve duty at DB as a redshirt freshman before starting the 2018 season opener at nickelback.
- Tied for 5th on the team with 5 special teams tackles last year, all coming on kickoff coverage.

## NEIL JR.'S GAME-BY-GAME STATS

Date	Opponent	UA-AT-TT	TFL	SACK	INT	PD	F/R
9/2/17	C. ARKANSAS	2-0-2	1.0-6	0.0-0	0	0	0/0
9/9/17	CHARLOTTE	0-1-1	0.0-0	0.0-0	0	0	0/0
9/30/17	BAYLOR	0-2-2	0.0-0	0.0-0	0	0	0/0
10/7/17	at Texas	0-1-1	0.0-0	0.0-0	0	0	0/0
11/11/17	WEST VIRGINIA	2-0-2	0.0-0	0.0-0	0	0	0/0
9/1/18	SOUTH DAKOTA*	3-1-4	0.0-0	0.0-0	0	0	0/0

\* denotes game started; **Bold Italics** denotes career high

## NEIL JR.'S CAREER STATS

Year	G/S	UA-AT-TT	TFL	SACK	INT	PD	F/R
2017	11/0	4-4-8	1.0-6	0.0-0	0	0	0/0
2018	1/1	3-1-4	0.0-0	0.0-0	0	0	0/0
<b>TOTAL</b>	<b>12/1</b>	<b>7-5-12</b>	<b>1.0-6</b>	<b>0.0-0</b>	<b>0</b>	<b>0</b>	<b>0/0</b>



**Zach REUTER**  
**WR • 6-3 • 197 • Sr.-3L**  
 Columbia, Mo.  
 (Rock Bridge)

15

- A talented WR who has contributed on both offense and special teams during his career.
- Came up big on K-State's game-winning TD drive vs. ISU in 2017 as he caught 2 passes for a career-high 38 yards, including a career-long catch of 25 yards.
- A two-time First Team Academic All-Big 12 selection.

## REUTER'S GAME-BY-GAME RECEIVING

Date	Opponent	No	Yds	TD	LG
10/10/15	TCU	1	9	0	9
11/14/15	at Texas Tech	1	10	0	10
11/28/15	at Kansas	1	1	0	1
1/2/16	vs. Arkansas*	3	27	0	12
10/15/16	at Oklahoma	1	12	0	12
11/19/16	at Baylor	1	10	0	10
10/14/17	TCU	1	7	0	7
10/28/17	at Kansas	1	4	0	4
11/25/17	IOWA STATE	2	38	0	25
9/1/18	SOUTH DAKOTA*	2	12	0	7

\* denotes game started; **Bold Italics** denotes career high

## REUTER'S CAREER RECEIVING STATS

Year	G/S	No	Yds	Avg	TD	Lg
2015	11/1	6	47	7.8	0	12
2016	13/0	2	22	11.0	0	12
2017	13/0	4	49	12.2	0	25
2018	1/1	2	12	6.0	0	7
<b>TOTAL</b>	<b>38/2</b>	<b>14</b>	<b>130</b>	<b>9.3</b>	<b>0</b>	<b>25</b>



**Andrew HICKS**  
**P • 5-11 • 182 • Fr.-RS**  
 Shawnee, Kan.  
 (Mill Valley)

18

- A walk-on who originally entered the program as a place kicker.
- Had a 63-yd punt vs. South Dakota, the longest by a Wildcat in their debut under Bill Snyder.

## HICKS' GAME-BY-GAME PUNTING

Date	Opponent	No	Yds	Avg	LG
9/1/18	SOUTH DAKOTA	6	256	42.7	63





**Denzel GOOLSBY**  
**DB • 5-11 • 200 • Jr.-2L**  
Wichita, Kan.  
(Bishop Carroll)

**20**

- An athletic player who made a successful transition from WR to safety at the beginning of his redshirt freshman campaign.
- Finished 3rd on the team in 2017 with 78 tackles.
- Recorded 2 fumble recoveries last year to tie for first in the Big 12 and 26th nationally.
- Named the Cactus Bowl Defensive MVP as he recorded a timely forced fumble and recovery, setting up a short field and K-State's go-ahead TD.
- Recorded his first-career INT vs. OU when he ripped the ball away from the receiver in the end zone.

**GOOLSBY'S GAME-BY-GAME STATS**

Date	Opponent	UA-AT-TT	TFL	SACK	INT	PD	F/R
9/17/16	FAU	0-1-1	0.0-0	0.0-0	0	0	0/0
10/1/16	at West Virginia	1-0-1	0.0-0	0.0-0	0	0	0/0
10/15/16	at Oklahoma	0-1-1	0.0-0	0.0-0	0	0	0/0
10/29/16	at Iowa State	0-2-2	0.0-0	0.0-0	0	0	0/0
11/19/16	at Baylor	0-1-1	0.0-0	0.0-0	0	0	0/0
12/3/16	at TCU	0-4-4	0.0-0	0.0-0	0	0	0/0
12/28/16	vs. Texas A&M	1-0-1	0.0-0	0.0-0	0	0	0/0
9/2/17	C. ARKANSAS*	7-0-7	<b>1.0-4</b>	<b>1.0-4</b>	0	0	0/1
9/9/17	CHARLOTTE*	2-1-3	0.0-0	0.0-0	0	0	0/0
9/16/17	at Vanderbilt*	5-2-7	0.0-0	0.0-0	0	0	0/0
9/30/17	BAYLOR*	3-0-3	0.0-0	0.0-0	0	0	0/0
10/7/17	at Texas*	8-3-11	0.0-0	0.0-0	0	1	0/0
10/14/17	TCU*	4-0-4	0.0-0	0.0-0	0	1	0/0
10/21/17	OKLAHOMA*	<b>10-2-12</b>	0.0-0	0.0-0	1	1	0/0
10/28/17	at Kansas*	7-0-7	0.0-0	0.0-0	0	1	0/0
11/4/17	at Texas Tech*	5-1-6	0.0-0	0.0-0	0	0	0/0
11/11/17	WEST VIRGINIA*	3-0-3	0.0-0	0.0-0	1	1	0/0
11/18/17	at Oklahoma St.*	1-1-2	0.0-0	0.0-0	0	0	0/0
11/25/17	IOWA STATE*	6-2-8	0.0-0	0.0-0	0	1	0/0
12/26/17	vs. UCLA*	4-1-5	<b>1.0-5</b>	0.0-0	0	0	1/1
9/1/18	SOUTH DAKOTA*	3-1-4	0.0-0	0.0-0	0	0	0/0

\* denotes game started; **Bold Italics** denotes career high

**GOOLSBY'S CAREER STATS**

Year	G/S	UA-AT-TT	TFL	SACK	INT	PD	F/R
2016	13/0	2-9-11	0.0-0	0.0-0	0	0	0/0
2017	13/13	65-13-78	2.0-9	1.0-4	2	6	1/2
2018	1/1	3-1-4	0.0-0	0.0-0	0	0	0/0
<b>TOTAL</b>	<b>27/14</b>	<b>70-23-93</b>	<b>2.0-9</b>	<b>1.0-4</b>	<b>2</b>	<b>6</b>	<b>1/2</b>



**Kendall ADAMS**  
**DB • 6-1 • 228 • Sr.-3L**  
Fort Worth, Texas  
(All Saints Episcopal)

**21**

- An athletic, veteran safety who has started 29 career games.
- A 2018 Preseason All-Big 12 selection.
- The 11th-best rated returning safety among Power 5 teams by Pro Football Focus and the highest-graded (83.6) returning safety in the Big 12.
- Finished 4th on the team in tackles in 2017, while he carded 3 picks to rank 5th in the Big 12 in INT/game (0.3).
- Returned an INT 30 yards for a TD and a fumble 46 yards for a score vs. Charlotte in 2017 en route to Big 12 Defensive Player of the Week honors.
- Became the first Wildcat with both a pick-six and a fumble recovery score in the same game since in Dyshod Carter vs. Missouri in 1999, while he was just the 3rd Big 12 player to accomplish the feat.
- Voted a team co-captain for the 2018 season.
- HS teammate of current Wildcat WR Isaiah Harris.

**ADAMS' GAME-BY-GAME STATS**

Date	Opponent	UA-AT-TT	TFL	SACK	INT	PD	F/R
9/5/15	SOUTH DAKOTA	2-0-2	0.0-0	0.0-0	0	0	0/0
10/17/15	OKLAHOMA	1-1-2	0.0-0	0.0-0	0	0	0/0
10/24/15	at Texas*	4-3-7	0.0-0	0.0-0	0	0	0/0
11/21/15	IOWA STATE*	<b>11-1-12</b>	1.0-7	<b>1.0-7</b>	0	0	0/0
11/28/15	at Kansas*	5-1-6	<b>1.5-12</b>	0.0-0	0	0	0/0
12/5/15	WEST VIRGINIA*	6-0-6	0.0-0	0.0-0	0	0	0/0
1/2/16	vs. Arkansas*	5-1-6	1.0-4	0.0-0	0	0	0/0
9/2/16	at Stanford*	3-2-5	0.0-0	0.0-0	0	0	0/0
9/17/16	FAU*	2-0-2	0.0-0	0.0-0	1	1	0/0
10/1/16	at West Virginia*	2-0-2	0.0-0	0.0-0	0	0	0/1
10/8/16	TEXAS TECH*	7-0-7	0.0-0	0.0-0	0	0	0/0
10/15/16	at Oklahoma*	7-4-11	0.0-0	0.0-0	0	0	0/0
10/22/16	TEXAS*	5-0-5	0.0-0	0.0-0	0	0	0/0
10/29/16	at Iowa State*	1-2-3	0.0-0	0.0-0	0	0	0/0
11/5/16	OKLAHOMA ST.*	2-0-2	0.0-0	0.0-0	0	1	0/0
11/19/16	at Baylor*	3-4-7	0.0-0	0.0-0	0	0	0/0
11/26/16	KANSAS*	6-0-6	0.0-0	0.0-0	0	0	0/0
12/3/16	at TCU*	3-2-5	0.0-0	0.0-0	0	0	0/0
12/28/16	vs. Texas A&M*	5-2-7	0.0-0	0.0-0	1	1	0/0
9/2/17	C. ARKANSAS*	8-0-8	0.0-0	0.0-0	0	0	0/0
9/9/17	CHARLOTTE*	4-1-5	0.0-0	0.0-0	1	1	0/1
9/16/17	at Vanderbilt*	2-2-4	0.0-0	0.0-0	0	0	0/0
9/30/17	BAYLOR*	6-2-8	1.0-6	0.0-0	1	2	0/0
10/7/17	at Texas*	7-1-8	0.0-0	0.0-0	0	0	0/0
10/14/17	TCU*	4-3-7	0.0-0	0.0-0	0	0	0/0
10/28/17	at Kansas*	3-0-3	0.0-0	0.0-0	0	0	0/0
11/4/17	at Texas Tech*	4-1-5	0.0-0	0.0-0	0	0	0/0
11/11/17	WEST VIRGINIA*	9-2-11	0.0-0	0.0-0	0	2	0/0
11/18/17	at Oklahoma St.*	4-0-4	0.0-0	0.0-0	1	1	0/0
9/1/18	SOUTH DAKOTA*	2-0-2	0.0-0	0.0-0	0	0	0/0

\* denotes game started; **Bold Italics** denotes career high

**ADAMS' CAREER STATS**

Year	G/S	UA-AT-TT	TFL	SACK	INT	PD	F/R
2015	12/5	34-7-41	3.5-23	1.0-7	0	0	0/0
2016	13/13	46-16-62	0.0-0	0.0-0	2	3	0/1
2017	10/10	51-12-63	1.0-6	0.0-0	3	6	0/1
2018	1/1	2-0-2	0.0-0	0.0-0	0	0	0/0
<b>TOTAL</b>	<b>36/29</b>	<b>133-35-168</b>	<b>4.5-29</b>	<b>1.0-7</b>	<b>5</b>	<b>9</b>	<b>0/2</b>



**Justin SILMON**  
**RB • 5-10 • 200 • Sr.-3L**  
Tulsa, Okla.  
(Union)

**32**

- A tough, physical runner who became the 30th player in school history with 1,000 career rushing yards when he topped the mark as a junior.
- Teamed with **Alex Barnes** as the first set of Wildcat RBs to ever enter a season with 1,000 rushing yards in a career.
- Currently ranks 6th in K-State history in career rushing yards per carry (5.04).
- A former walk-on who earned a scholarship after his redshirt freshman season of 2015.

**SILMON'S GAME-BY-GAME RUSHING**

Date	Opponent	No	Yds	TD	LG
9/5/15	SOUTH DAKOTA	6	51	0	18
9/12/15	at UTSA	6	40	1	14
9/19/15	LOUISIANA TECH	<b>24</b>	119	0	25
10/3/15	at Oklahoma State	15	50	1	8
10/10/15	TCU	6	22	0	10
10/17/15	OKLAHOMA	3	3	0	4
10/24/15	at Texas	2	-2	0	3
11/5/15	BAYLOR	2	28	0	19
11/14/15	at Texas Tech	1	14	0	14
11/21/15	IOWA STATE	3	5	0	3
11/28/15	at Kansas	6	18	0	17
12/5/15	WEST VIRGINIA	3	5	0	3
1/2/16	vs. Arkansas	1	2	0	2
9/2/16	at Stanford	7	26	0	9
9/17/16	FAU	3	18	0	13
9/24/16	MISSOURI STATE	3	19	0	12
10/1/16	at West Virginia*	4	0	0	6
10/15/16	at Oklahoma	6	35	0	15
10/22/16	TEXAS	11	58	0	25
10/29/16	at Iowa State	9	54	1	12
11/5/16	OKLAHOMA STATE	5	29	0	24
11/19/16	at Baylor	4	11	0	5
11/26/16	KANSAS	2	4	0	6
12/3/16	at TCU	22	<b>133</b>	<b>2</b>	35
12/28/16	vs. Texas A&M	10	77	0	36
9/16/17	at Vanderbilt	3	41	0	23
9/30/17	BAYLOR	6	16	0	7
10/7/17	at Texas	3	4	0	2
10/14/17	TCU	5	14	0	6
10/21/17	OKLAHOMA	4	12	0	10
10/28/17	at Kansas	1	-1	0	0
11/4/17	at Texas Tech	2	45	0	<b>42</b>
11/11/17	WEST VIRGINIA	5	15	0	11
11/18/17	at Oklahoma State	7	34	0	15
11/25/17	IOWA STATE	5	32	0	29
12/26/17	vs. UCLA	2	13	0	8

\* denotes game started; **Bold Italics** denotes career high

**SILMON'S GAME-BY-GAME RECEIVING**

Date	Opponent	No	Yds	TD	LG
9/19/15	LOUISIANA TECH	<b>1</b>	3	0	3
11/5/16	OKLAHOMA STATE	<b>1</b>	2	0	2
10/21/17	OKLAHOMA	<b>1</b>	<b>8</b>	0	<b>8</b>
12/26/17	vs. UCLA	<b>1</b>	1	0	1

**Bold Italics** denotes career high

**SILMON'S CAREER RUSHING STATS**

YEAR	G/S	NO	YDS	AVG	TD	LG
2015	13/0	78	355	4.6	2	25
2016	12/1	86	464	5.4	3	36
2017	11/0	43	225	5.2	0	42
<b>TOTAL</b>	<b>37/1</b>	<b>207</b>	<b>1,044</b>	<b>5.0</b>	<b>5</b>	<b>42</b>

**SILMON'S CAREER RECEIVING STATS**

YEAR	G/S	NO	YDS	AVG	TD	LG
2015	13/0	1	3	3.0	0	3
2016	12/1	1	2	2.0	0	2
2017	11/0	2	9	4.5	0	8
<b>TOTAL</b>	<b>37/1</b>	<b>4</b>	<b>14</b>	<b>3.5</b>	<b>0</b>	<b>8</b>



**Alex BARNES**  
RB • 6-1 • 225 • Jr.-2L  
Pittsburg, Kan.  
(Pittsburg)

**34**

- A powerful RB who became the 2nd fastest player in program history to 1,000 career yards (152 attempts).
- Currently ranked first in school history in career rushing yards per carry (6.12).
- Moved into the top 20 in school history in career rushing yds in the 2018 season opener vs. South Dakota when he logged his 6th career 100-yd rushing game.
- Teamed with **Justin Silmon** as the first set of Wildcat RBs to ever enter a season with 1,000 rushing yards in a career.
- Led the Wildcats in rushing yds in 2017 with 819, the 4th most in school history among sophomores.
- Finished 2017 ranked 5th in K-State history in single-season rushing yds/carry (5.61).
- Became the first K-State RB to start at least 13 games in a season since Darren Sproles in 2003.
- One of only 4 players in school history to hit 1,000 career rushing yards prior to the end of his sophomore year.
- Had a 75-yd TD run vs. OU, the 10th-longest run in school history.
- Threw a 3-yard TD pass vs. ISU, the first pass attempt of his career.
- Voted a team co-captain for the 2018 season.

**BARNES' GAME-BY-GAME RUSHING**

Date	Opponent	No	Yds	TD	LG
9/17/16	FAU	8	73	0	22
9/24/16	MISSOURI STATE	1	5	0	5
10/15/16	at Oklahoma	1	6	0	6
10/22/16	TEXAS	4	17	0	6
10/29/16	at Iowa State	5	37	1	13
11/5/16	OKLAHOMA STATE	8	72	0	27
11/19/16	at Baylor	19	<b>129</b>	<b>4</b>	18
11/26/16	KANSAS	10	103	1	31
9/2/17	CENTRAL ARKANSAS*	9	29	1	11
9/9/17	CHARLOTTE*	16	99	1	20
9/16/17	at Vanderbilt*	8	34	0	17
9/30/17	BAYLOR*	13	80	0	38
10/7/17	at Texas*	13	57	0	20
10/14/17	TCU*	4	7	0	3
10/21/17	OKLAHOMA*	6	108	1	<b>75</b>
10/28/17	at Kansas*	<b>23</b>	128	2	22
11/4/17	at Texas Tech*	10	45	0	11
11/11/17	WEST VIRGINIA*	3	6	0	4
11/18/17	at Oklahoma State*	22	86	1	39
11/25/17	IOWA STATE*	7	23	0	6
12/26/17	vs. UCLA*	12	117	1	41
9/1/18	SOUTH DAKOTA*	21	103	0	34

\* denotes game started; **Bold Italics** denotes career high**BARNES' GAME-BY-GAME RECEIVING**

Date	Opponent	No	Yds	TD	LG
9/16/17	at Vanderbilt*	1	3	0	3
10/7/17	at Texas*	1	<b>11</b>	0	<b>11</b>
11/18/17	at Oklahoma State*	1	7	0	7
11/25/17	IOWA STATE*	1	7	0	7
12/26/17	vs. UCLA*	1	1	0	1
9/1/18	SOUTH DAKOTA*	2	9	0	<b>11</b>

\* denotes game started; **Bold Italics** denotes career high**BARNES' CAREER RUSHING STATS**

Year	G/S	No	Yds	Avg	TD	Lg
2016	11/0	56	442	7.9	6	31
2017	13/13	146	819	5.6	7	75
2018	1/1	21	103	4.9	0	34
<b>TOTAL</b>	<b>25/14</b>	<b>223</b>	<b>1,364</b>	<b>6.1</b>	<b>13</b>	<b>75</b>

**BARNES' CAREER RECEIVING STATS**

Year	G/S	No	Yds	Avg	TD	Lg
2017	13/13	5	29	5.8	0	11
2018	1/1	2	9	4.5	0	11
<b>TOTAL</b>	<b>25/14</b>	<b>7</b>	<b>38</b>	<b>5.4</b>	<b>0</b>	<b>11</b>



**Sam SIZELOVE**  
LB • 6-3 • 236 • Sr.-3L  
Argyle, Texas  
(Argyle)

**41**

- A hard-working player who has seen action on both special teams and as a reserve LB during his career.
- Played in his 40th game but earned his first-career start in the season opener vs. South Dakota.

**SIZELOVE'S GAME-BY-GAME STATS**

Date	Opponent	UA-AT-TT	TFL	SACK	INT	PD	F/R
9/12/15	at UTSA	1-0-1	0.0-0	0.0-0	0	0	0/0
9/19/15	LOUISIANA TECH	2-0-2	0.0-0	0.0-0	0	0	1/0
10/3/15	at Oklahoma St.	2-1-3	0.0-0	0.0-0	0	0	0/0
10/10/15	TCU	1-0-1	0.0-0	0.0-0	0	0	0/0
10/17/15	OKLAHOMA	<b>6-2-8</b>	0.5-0	0.0-0	0	0	0/0
11/28/15	at Kansas	0-0-0	0.0-0	0.0-0	0	0	0/1
9/17/16	FAU	1-0-1	0.0-0	0.0-0	0	0	0/0
9/24/16	MISSOURI STATE	1-0-1	0.0-0	0.0-0	0	0	0/0
10/1/16	at West Virginia	1-0-1	0.0-0	0.0-0	0	0	0/0
11/19/16	at Baylor	0-1-1	0.0-0	0.0-0	0	0	0/0
12/3/16	at TCU	2-1-3	0.0-0	0.0-0	0	0	0/0
9/9/17	CHARLOTTE	1-1-2	0.0-0	0.0-0	0	0	0/0
11/18/17	at Oklahoma St.	1-0-1	0.0-0	0.0-0	0	0	0/0
9/1/18	SOUTH DAKOTA*	2-2-4	<b>1.0-1</b>	0.0-0	0	0	0/0

\* denotes game started; **Bold Italics** denotes career high**SIZELOVE'S CAREER STATS**

Year	G/S	UA-AT-TT	TFL	SACK	INT	PD	F/R
2015	13/0	12-3-15	0.5-0	0.0-0	0	0	1/1
2016	13/0	5-2-7	0.0-0	0.0-0	0	0	0/0
2017	13/0	2-1-3	0.0-0	0.0-0	0	0	0/0
2018	1/1	2-2-4	1.0-1	0.0-0	0	0	0/0
<b>TOTAL</b>	<b>40/1</b>	<b>21-8-29</b>	<b>1.5-1</b>	<b>0.0-0</b>	<b>0</b>	<b>0</b>	<b>1/1</b>



**Kyle BALL**  
DE • 6-2 • 248 • Jr.-2L  
Prairie Village, Kan.  
(Shawnee Mission East)

**44**

- A tough-minded player who has been a significant contributor over his first 2 years.
- Played in 11 games in 2017 as both a 3rd-down pass rush specialist and reserve DE but earned his first-career start in the 2018 season opener vs. South Dakota.
- Tied for first in the Big 12 and 26th nationally last year with 2 fumbles recovered.
- Set a career high with 1.5 sacks at OSU, a game in which he set a new career high with 4 tackles and also forced a fumble.
- Returned a fumble 22 yds vs. Central Arkansas.

**BALL'S GAME-BY-GAME STATS**

Date	Opponent	UA-AT-TT	TFL	SACK	INT	PD	F/R
10/22/16	TEXAS	1-0-1	1.0-9	1.0-9	0	0	0/0
10/29/16	at Iowa State	1-1-2	1.0-17	1.0-17	0	0	0/0
9/2/17	C. ARKANSAS	2-0-2	0.0-0	0.0-0	0	0	0/1
9/9/17	CHARLOTTE	0-1-1	0.0-0	0.0-0	0	0	0/0
9/30/17	BAYLOR	2-0-2	0.0-0	0.0-0	0	0	0/1
10/14/17	TCU	1-0-1	0.0-0	0.0-0	0	0	0/0
10/21/17	OKLAHOMA	1-0-1	0.0-0	0.0-0	0	0	0/0
10/28/17	at Kansas	<b>3-0-3</b>	1.0-4	1.0-4	0	0	0/0
11/18/17	at Oklahoma St.	<b>3-1-4</b>	<b>1.5-9</b>	<b>1.5-9</b>	0	0	1/0
11/25/17	IOWA STATE	1-0-1	0.0-0	0.0-0	0	0	0/0
12/26/17	vs. UCLA	2-0-2	1.0-1	0.0-0	0	0	0/0
9/1/18	SOUTH DAKOTA*	1-1-2	0.0-0	0.0-0	0	1	0/0

\* denotes game started; **Bold Italics** denotes career high**BALL'S CAREER STATS**

Year	G/S	UA-AT-TT	TFL	SACK	INT	PD	F/R
2016	5/0	2-1-3	2.0-26	2.0-26	0	0	0/0
2017	11/0	15-2-17	3.5-14	2.5-13	0	0	1/2
2018	1/1	1-1-2	0.0-0	0.0-0	0	1	0/0
<b>TOTAL</b>	<b>17/1</b>	<b>18-4-22</b>	<b>5.5-40</b>	<b>4.5-39</b>	<b>0</b>	<b>1</b>	<b>1/2</b>



**Reggie WALKER**  
DE • 6-2 • 246 • Jr.-2L  
Ponchatoula, La.  
(Ponchatoula)

**51**

- An athletic DE who has logged 24 career starts.
- Carded a 10-yd sack in the season opener vs. South Dakota.
- Earned Second Team All-Big 12 accolades from the league's coaches in 2017.
- Registered 12 tackles, 4.0 TFLs and 2.0 sacks over a 2-game span vs. KU and TTU in 2017.
- Blocked his first-career field goal vs. BU last year.
- Voted a team co-captain for the 2018 season.

**WALKER'S GAME-BY-GAME STATS**

Date	Opponent	UA-AT-TT	TFL	SACK	INT	PD	F/R
9/2/16	at Stanford*	4-1-5	1.0-1	0.0-0	0	0	0/0
9/17/16	FAU*	2-0-2	1.0-6	1.0-6	0	1	1/0
9/24/16	MISSOURI ST.*	1-0-1	0.0-0	0.0-0	0	0	0/0
10/1/16	at West Virginia*	2-0-2	0.0-0	0.0-0	0	0	1/0
10/8/16	TEXAS TECH*	3-0-3	2.0-15	1.0-12	0	1	0/0
10/15/16	at Oklahoma*	4-2-6	0.0-0	0.0-0	0	0	0/0
10/22/16	TEXAS*	3-0-3	1.0-9	1.0-9	0	0	0/0
10/29/16	at Iowa State*	3-1-4	1.0-1	0.0-0	0	0	0/0
11/5/16	OKLAHOMA ST.*	1-0-1	0.0-0	0.0-0	0	0	0/0
11/19/16	at Baylor*	2-1-3	<b>2.5-10</b>	1.5-3	0	0	1/1
12/3/16	at TCU*	2-2-4	<b>2.5-13</b>	<b>2.0-11</b>	0	0	0/0
12/28/16	vs. Texas A&M*	2-3-5	0.5-2	0.0-0	0	0	0/1
9/2/17	C. ARKANSAS*	3-0-3	1.0-1	0.0-0	0	0	0/0
9/16/17	at Vanderbilt*	0-2-2	0.0-0	0.0-0	0	0	0/0
9/30/17	BAYLOR*	1-1-2	0.0-0	0.0-0	0	0	0/0
10/7/17	at Texas*	1-1-2	0.0-0	0.0-0	0	0	0/0
10/14/17	TCU*	3-1-4	0.0-0	0.0-0	0	0	1/0
10/21/17	OKLAHOMA*	4-3-7	0.0-0	0.0-0	0	0	0/0
10/28/17	at Kansas*	4-1-5	2.0-10	1.0-7	0	0	0/0
11/4/17	at Texas Tech*	<b>5-2-7</b>	2.0-5	1.0-3	0	0	0/0
12/26/17	vs. UCLA*	4-0-4	1.0-1	0.0-0	0	0	0/0
9/1/18	SOUTH DAKOTA*	2-1-3	1.0-10	1.0-10	0	1	0/0

\* denotes game started; **Bold Italics** denotes career high**WALKER'S CAREER STATS**

Year	G/S	UA-AT-TT	TFL	SACK	INT	PD	F/R
2016	13/11	29-10-39	11.5-57	6.5-41	0	2	3/2
2017	12/12	25-11-36	6.0-17	2.0-10	0	0	1/0
2018	1/1	2-1-3	1.0-10	1.0-10	0	1	0/0
<b>TOTAL</b>	<b>26/24</b>	<b>56-22-78</b>	<b>18.5-84</b>	<b>9.5-61</b>	<b>0</b>	<b>3</b>	<b>4/2</b>



**Abdul BEECHAM**  
OL • 6-3 • 321 • Sr.-2L  
Cibola, Texas  
(Blinn College)

**61**

- A big OL who has played in 22 career games with 19 starts at guard.
- Started all 13 games at LG in 2017 but started at RG in the 2018 season opener vs. South Dakota.



**Tyler MITCHELL**  
OL • 6-4 • 307 • Jr.-2L  
Mathews, Ala.  
(Montgomery Academy)

**62**

- A physical OL who has been a starter during the course of his first 2 years in Manhattan.
- Has started each of the last 18 games dating back to 2016—including all 13 last year at left guard—and totaling 20 starts overall.



**Dalton RISNER**  
**OL • 6-5 • 308 • Sr.-3L**  
Wiggins, Colo.  
(Wiggins)

**71**

- A 2018 Preseason All-American by ESPN, *USA Today*, CBSSports.com, The Athletic, *Athlon* and *Street & Smith's*.
- Listed No. 50 on *Sports Illustrated's* Top 100 College Football Players of 2018 (6th-highest OL).
- Also picked up Preseason All-Big 12 honors.
- On the watch list for the Outland Trophy, Wuerffel Trophy and is an AFCA Good Works Team candidate.
- One of the top returning OL in the nation who has started 38 career games, including each of his last 25 at right tackle.
- Named a 2017 First Team All-American by Pro Football Focus and earned second team honors from CBSSports.com.
- Graded out at a 90.7 mark during the 2017 regular season according to Pro Football Focus, including a 98.9 mark on pass blocking efficiency to tie for the 4th highest among FBS tackles.
- His overall grading from Pro Football Focus is tops among returning offensive tackles in 2018.
- Allowed only 3 QB pressures according to Pro Football Focus, the fewest among 2018 draft-eligible tackles
- A three-time team captain, one of just 5 players in school history to lay that claim.



**Scott FRANTZ**  
**OL • 6-5 • 295 • Jr.-2L**  
Lawrence, Kan.  
(Free State)

**74**

- A highly-touted OL out of high school who has started every game of his career at LT.
- Started all 26 career games at LT as a FR and SO, the most by a Wildcat underclassman since at least 1989.
- Named to the 2016 All-Bowl team by the Associated Press, *Sports Illustrated* and *USA Today* after helping limit eventual No. 1 NFL Draft pick Myles Garrett to only one tackle.



**Adam HOLTORF**  
**OL • 6-4 • 295 • Jr.-1L**  
Seward, Neb.  
(Seward)

**79**

- A talented OL who was successful in his first year as a full-time starter in 2017.
- A member of the 2018 Rimington Trophy watch list after starting every game at center in 2017.



**Dalton SCHOEN**  
**WR • 6-1 • 207 • Jr.-1L**  
Overland Park, Kan.  
(Blue Valley Northwest)

**83**

- A former walk-on who had a breakout year as a sophomore.
- Has averaged 20.2 yds/catch during his career, the 5th-highest avg in school history among players with 25 or more catches.
- Finished 11th nationally in yds/catch (20.43) in 2017.
- Set career highs in every category at Texas with 5 catches for 128 yards, 2 TDs and a long of 82 yards.
- His 128 yards vs. the Longhorns were the 4th-most by an underclassman in school history, while his 82-yard TD reception was the 9th-longest pass play in school history.
- Recorded his second 100-yard outing at TTU, a game in which he also hauled in a game-tying two-point conversion.
- Logged a 70-yard TD reception on his first career catch vs. Central Arkansas, the longest reception by a Wildcat on their first-career catch since 2001.

**SCHOEN'S GAME-BY-GAME RECEIVING**

Date	Opponent	No	Yds	TD	LG
9/2/17	CENTRAL ARKANSAS*	1	70	1	70
9/9/17	CHARLOTTE	4	61	0	29
9/30/17	BAYLOR	1	10	0	10
10/7/17	at Texas	5	<b>128</b>	2	<b>82</b>
10/14/17	TCU*	2	17	0	13
10/21/17	OKLAHOMA	1	39	0	39
10/28/17	at Kansas	1	12	0	12
11/4/17	at Texas Tech	5	103	0	54
11/11/17	WEST VIRGINIA*	3	30	0	12
9/1/18	SOUTH DAKOTA*	3	54	0	27

\* denotes game started; **Bold Italics** denotes career high

**SCHOEN'S CAREER RECEIVING STATS**

Year	G/S	No	Yds	Avg	TD	Lg
2017	10/3	23	470	20.4	3	82
2018	1/1	3	54	18.0	0	27
<b>TOTAL</b>	<b>12/4</b>	<b>26</b>	<b>524</b>	<b>20.2</b>	<b>3</b>	<b>82</b>



**Nick LENNERS**  
**TE/FB • 6-5 • 250 • So.-1L**  
Lincoln, Neb.  
(Lincoln Southwest)

**87**

- A highly-touted TE prospect out of HS who also lined up at FB as a redshirt freshman.
- Played in 12 games in 2017, primarily on special teams and as a blocker before earning his first-career start in the 2018 season opener against South Dakota.



**Blaise GAMMON**  
**TE • 6-7 • 255 • Jr.-2L**  
Overland Park, Kan.  
(Blue Valley West)

**89**

- A former walk-on TE who has been a key run blocker during his career.
- Earned a scholarship in the spring of 2018.
- A two-time First Team Academic All-Big 12 performer.
- Father, Kendall, was a Pro Bowl long snapper who played 15 seasons in the NFL, including the final 7 in Kansas City... Kendall is an analyst for the Chiefs Radio Network.



**Joe DAVIES**  
**DT • 6-3 • 285 • Jr.-1L**  
Carrollton, Texas  
(Coffeyville CC)

**96**

- An athletic DT who provided depth in 2017 after transferring from the community-college ranks.
- Recorded his first-career sack vs. ISU in 2017.
- A 2016 NCAA All-American in Indoor Track and Field in both the weight throw and shot put, while he also earned All-America status in the 2017 outdoor meet in the hammer throw.

**DAVIES' GAME-BY-GAME STATS**

Date	Opponent	UA-AT-TT	TFL	SACK	INT	PD	F/R
9/2/17	C. ARKANSAS	<b>1-0-1</b>	0.0-0	0.0-0	0	0	0/0
9/9/17	CHARLOTTE	<b>1-1-2</b>	0.5-1	0.0-0	0	0	0/0
11/4/17	at Texas Tech	<b>1-0-1</b>	0.0-0	0.0-0	0	0	0/0
11/11/17	WEST VIRGINIA	0-0-0	0.0-0	0.0-0	0	0	0/1
11/18/17	at Oklahoma St.	0-1-1	0.0-0	0.0-0	0	0	0/0
11/25/17	IOWA STATE	<b>1-0-1</b>	<b>1.0-6</b>	<b>1.0-6</b>	0	0	0/0
9/1/18	SOUTH DAKOTA*	<b>1-0-1</b>	<b>1.0-1</b>	0.0-0	0	0	0/0

\* denotes game started; **Bold Italics** denotes career high

**DAVIES' CAREER STATS**

Year	G/S	UA-AT-TT	TFL	SACK	INT	PD	F/R
2017	12/0	4-2-6	1.5-7	1.0-6	0	0	0/1
2018	1/1	1-0-1	1.0-1	0.0-0	0	0	0/0
<b>TOTAL</b>	<b>13/1</b>	<b>5-2-7</b>	<b>2.5-8</b>	<b>1.0-6</b>	<b>0</b>	<b>0</b>	<b>0/1</b>



**Trey DISHON**  
**DT • 6-2 • 305 • Jr.-2L**  
Horton, Kan.  
(Horton)

**99**

- A powerful DT who has started all 26 career games played over his first 2-plus years.
- A 2017 Honorable Mention All-Big 12 pick by the league's coaches.
- Set a career high with 4 tackles vs. TCU.
- Tied a career high with 2.0 TFLs at OSU, which included a sack.

**DISHON'S GAME-BY-GAME STATS**

Date	Opponent	UA-AT-TT	TFL	SACK	INT	PD	F/R
9/2/16	at Stanford*	1-0-1	0.0-0	0.0-0	0	0	0/0
9/17/16	FAU*	0-1-1	0.0-0	0.0-0	0	0	0/0
10/1/16	at West Virginia*	1-0-1	0.0-0	0.0-0	0	0	0/0
10/15/16	at Oklahoma*	0-3-3	0.5-1	0.0-0	0	0	0/0
10/22/16	TEXAS*	1-0-1	0.0-0	0.0-0	0	<b>1</b>	0/0
10/29/16	at Iowa State*	0-2-2	0.0-0	0.0-0	0	0	0/0
11/5/16	OKLAHOMA ST.*	1-0-1	0.0-0	0.0-0	0	0	0/0
11/19/16	at Baylor*	1-1-2	1.5-5	1.0-3	0	0	0/0
11/26/16	KANSAS*	<b>3-0-3</b>	<b>2.0-7</b>	<b>2.0-7</b>	0	0	<b>1/0</b>
12/3/16	at TCU*	1-0-1	0.0-0	0.0-0	0	0	0/0
12/28/16	vs. Texas A&M*	0-2-2	0.0-0	0.0-0	0	0	0/0
9/2/17	C. ARKANSAS*	2-1-3	1.0-3	0.0-0	0	0	0/0
9/16/17	at Vanderbilt*	1-1-2	0.0-0	0.0-0	0	<b>1</b>	0/0
10/7/17	at Texas*	2-0-2	1.0-2	0.0-0	0	0	0/0
10/14/17	TCU*	<b>2-2-4</b>	0.0-0	0.0-0	0	0	0/0
10/21/17	OKLAHOMA*	1-0-1	0.0-0	0.0-0	0	0	0/0
10/28/17	at Kansas*	2-0-2	0.0-0	0.0-0	0	0	0/0
11/4/17	at Texas Tech*	1-0-1	0.0-0	0.0-0	0	0	0/0
11/11/17	WEST VIRGINIA*	2-0-2	0.0-0	0.0-0	0	<b>1</b>	0/0
11/18/17	at Oklahoma St.*	2-0-2	<b>2.0-6</b>	1.0-5	0	0	0/0
11/25/17	IOWA STATE*	1-1-2	0.0-0	0.0-0	0	0	0/0
12/26/17	vs. UCLA*	0-0-0	0.0-0	0.0-0	0	<b>1</b>	0/0
9/1/18	SOUTH DAKOTA*	1-1-2	0.0-0	0.0-0	0	<b>1</b>	0/0

\* denotes game started; **Bold Italics** denotes career high

**DISHON'S CAREER STATS**

Year	G/S	UA-AT-TT	TFL	SACK	INT	PD	F/R
2016	12/12	9-9-18	4.0-13	3.0-10	0	1	1/0
2017	13/13	16-5-21	4.0-11	1.0-5	0	3	0/0
2018	1/1	1-1-2	0.0-0	0.0-0	0	1	0/0
<b>TOTAL</b>	<b>26/26</b>	<b>26-15-41</b>	<b>8.0-24</b>	<b>4.0-15</b>	<b>0</b>	<b>5</b>	<b>1/0</b>



**2018 SCHEDULE AND RESULTS** (OVERALL: 0-0 | HOME: 0-0 | ROAD: 0-0 | NEUTRAL: 0-0 | BIG 12: 0-0)

DATE	(CFP/AP/C) OPPONENT	RESULT	SCORE	TV	ATTEND	TOP PASSER	TOP RUSHER	TOP RECEIVER	TOP TACKLER
Sept. 1	South Dakota	W	27-24	ESPN3	50,063	S. Thompson (8-14-1, 61 yds, TD)	A. Barnes (21-103-0)	I. Zuber (5-68-1)	D. Shelley (8)
Sept. 8	18/18 Mississippi State								
Sept. 15	UTSA								
Sept. 22	at 13/10 West Virginia*								
Sept. 29	6/7 Texas*								
Oct. 6	at Baylor*								
Oct. 13	9/9 Oklahoma State*								
Oct. 27	at 9/9 Oklahoma*								
Nov. 3	at 9/9 TCU*								
Nov. 10	Kansas*								
Nov. 17	Texas Tech*								
Nov. 25	at 11/11/14 Iowa State*								

\* Big 12 Conference Game

## TEAM STATISTICS

	KANSAS STATE	OPPONENTS
SCORING	27	24
Points Per Game	27.0	24.0
Points Off Turnovers	0	10
FIRST DOWNS	19	21
Rushing	10	3
Passing	8	13
Penalty	1	5
RUSHING YARDAGE	256	77
Yards gained rushing	278	89
Yards lost rushing	22	12
Rushing Attempts	47	21
Average Per Rush	5.4	3.7
Average Per Game	256.0	77.0
TDs Rushing	0	1
PASSING YARDAGE	152	257
Comp-Att-Int	13-28-2	24-56-0
Average Per Pass	5.4	4.6
Average Per Catch	11.7	10.7
Average Per Game	152.0	257.0
TDs Passing	1	1
TOTAL OFFENSE	408	334
Total Plays	75	77
Average Per Play	5.4	4.3
Average Per Game	408.0	334.0
KICK RETURNS: #-Yards	5-87	7-126
PUNT RETURNS: #-Yards	5-107	0-0
INT RETURNS: #-Yards	0-0	2-25
KICK RETURN AVERAGE	17.4	18.0
PUNT RETURN AVERAGE	21.4	0.0
INT RETURN AVERAGE	0.0	12.5
FUMBLES-LOST	3-2	0-0
PENALTIES-Yards	13-129	5-35
Average Per Game	129.0	35.0
PUNTS-Yards	6-256	8-378
Average Per Punt	42.7	47.2
Net punt average	42.7	31.4
KICKOFFS-Yards	7-420	5-296
Average Per Kick	60.0	59.2
Net kick average	42.0	41.8
TIME OF POSSESSION/Game	37:39	22:21
3RD-DOWN Conversions	9/20	4/16
3rd-Down Pct	45%	25%
4TH-DOWN Conversions	1/1	0/2
4th-Down Pct	100%	0%
SACKS BY-Yards	1-10	3-13
MISC YARDS	0	0
TOUCHDOWNS SCORED	2	3
FIELD GOALS-ATTEMPTS	4-4	1-3
ON-SIDE KICKS	0-0	0-0
RED-ZONE SCORES	(3-4) 75%	(3-3) 100%
RED-ZONE TOUCHDOWNS	(1-4) 25%	(2-3) 67%
PAT-ATTEMPTS	(1-1) 100%	(3-3) 100%
ATTENDANCE	50063	0
Games/Avg Per Game	1/50063	0/0
Neutral Site Games		0/0

SCORE BY QUARTERS	1ST	2ND	3RD	4TH (OT)	TOTAL
Kansas State	3	9	0	15	27
Opponents	10	14	0	0	24

## RUSHING

PLAYER	GP	ATT.	GAIN	LOSS	NET	AVG.	TD	LONG	YPG
Barnes, Alex	1	21	109	6	103	4.9	0	34	103.0
Delton, Alex	1	12	83	5	78	6.5	0	24	78.0
Thompson, S.	1	11	69	11	58	5.3	0	44	58.0
Warmack, Dalvin	1	3	17	0	17	5.7	0	17	17.0
Total.....	1	47	278	22	256	5.4	0	44	256.0
Opponents.....	1	21	89	12	77	3.7	1	37	77.0

## PASSING

PLAYER	G	EFFIC.	CMP-ATT-INT	PCT.	YARDS	TD	LG	AVG/G
Delton, Alex	1	76.03	5-14-1	35.7	91	0	27	91.0
Thompson, S.	1	103.03	8-14-1	57.1	61	1	15	61.0
Total.....	1	89.53	13-28-2	46.4	152	1	27	152.0
Opponents.....	1	87.30	24-56-0	42.9	257	1	34	257.0

## RECEIVING

PLAYER	G	NO	YDS	AVG	TD	LONG	AVG/G
Zuber, Isaiah	1	5	68	13.6	1	20	68.0
Schoen, Dalton	1	3	54	18.0	0	27	54.0
Reuter, Zach	1	2	12	6.0	0	7	12.0
Barnes, Alex	1	2	9	4.5	0	11	9.0
Warmack, Dalvin	1	1	9	9.0	0	9	9.0
Total.....	1	13	152	11.7	1	27	152.0
Opponents.....	1	24	257	10.7	1	34	257.0

## TOTAL OFFENSE

PLAYER	G	PLAYS	RUSH	PASS	TOTAL	AVG/G
Delton, Alex	1	26	78	91	169	169.0
Thompson, S.	1	25	58	61	119	119.0
Barnes, Alex	1	21	103	0	103	103.0
Warmack, Dalvin	1	3	17	0	17	17.0
Total.....	1	75	256	152	408	408.0
Opponents.....	1	77	77	257	334	334.0

## SCORING

PLAYER	TD	PATs							
		FGS	KICK	RUSH	RCV	PASS	DXP	SAF	PTS
Lynch, Blake	0	4-4	1-1	0-0	0	0-0	0	0	13
Zuber, Isaiah	2	0-0	0-0	0-0	0	0-0	0	0	12
Barnes, Alex	0	0-0	0-0	1-1	0	0-0	0	0	2
Total.....	2	4-4	1-1	1-1	0	0-0	0	0	27
Opponents.....	3	1-3	3-3	0-0	0	0-0	0	0	24

## PUNT RETURNS

PLAYER	NO	YDS	AVG	TD	LONG
Shelley, Duke	3	10	3.3	0	6
Zuber, Isaiah	2	97	48.5	1	85
Total.....	5	107	21.4	1	85
Opponents.....	0	0	0.0	0	0

## KICKOFF RETURNS

PLAYER	NO	YDS	AVG	TD	LONG
Shelley, Duke	4	76	19.0	0	21
Zuber, Isaiah	1	11	11.0	0	11
Total.....	5	87	17.4	0	21
Opponents.....	7	126	18.0	0	25

## INTERCEPTIONS

PLAYER	NO	YDS	AVG	TD	LONG
Total.....	0	0	0.0	0	0
Opponents.....	2	25	12.5	1	25

## FUMBLE RETURNS

PLAYER	NO	YDS	AVG	TD	LONG
Total.....	0	0	0.0	0	0
Opponents.....	0	0	0.0	0	0

## ALL-PURPOSE YARDAGE

PLAYER	G	RUSH	REC	PR	KOR	IR	TOT	AVG/G
Zuber, Isaiah	1	0	68	97	11	0	176	176.0
Barnes, Alex	1	103	9	0	0	0	112	112.0
Shelley, Duke	1	0	0	10	76	0	86	86.0
Delton, Alex	1	78	0	0	0	0	78	78.0
Thompson, S.	1	58	0	0	0	0	58	58.0
Schoen, Dalton	1	0	54	0	0	0	54	54.0
Warmack, Dalvin	1	17	9	0	0	0	26	26.0
Reuter, Zach	1	0	12	0	0	0	12	12.0
Total.....	1	256	152	107	87	0	602	602.0
Opponents.....	1	77	257	0	126	25	485	485.0

## PUNTING

PLAYER	NO	YDS	AVG	LONG	TB	FC	I20	50+	BLKD
Hicks, Andrew	6	256	42.7	63	0	4	1	1	0
Total.....	6	256	42.7	63	0	4	1	1	0
Opponents.....	8	378	47.2	53	1	1	2	3	0

## FIELD GOAL SEQUENCE

GAME	KANSAS STATE	OPPONENTS
South Dakota	(24), (28), (22), (44)	(27), 47, 51
( ) - Made		

## KICKOFFS

PLAYER	NO	YDS	AVG	TB	OB	RETN	NET	YDLN
Lynch, Blake	7	420	60.0	0	0			
Total.....	7	420	60.0	0	0	126	42.0	23
Opponents.....	5	296	59.2	0	0	87	41.8	23

### GAME-BY-GAME PASSING

SKYLAR THOMPSON	Comp	Att	Int	Pct	Yards	TD	Long	Sack	Yds	Effic.
South Dakota	8	14	1	57.1	61	1	15	2	8	103.03
Mississippi State										
UTSA										
West Virginia										
Texas										
Baylor										
Oklahoma State										
Oklahoma										
TCU										
Kansas										
Texas Tech										
Iowa State										
<b>TOTALS</b>	<b>8</b>	<b>14</b>	<b>1</b>	<b>57.1</b>	<b>61</b>	<b>1</b>	<b>15</b>	<b>2</b>	<b>8</b>	<b>103.03</b>



ALEX DELTON	Comp	Att	Int	Pct	Yards	TD	Long	Sack	Yds	Effic.
South Dakota	5	14	1	35.7	91	0	27	1	5	76.03
Mississippi State										
UTSA										
West Virginia										
Texas										
Baylor										
Oklahoma State										
Oklahoma										
TCU										
Kansas										
Texas Tech										
Iowa State										
<b>TOTALS</b>	<b>5</b>	<b>14</b>	<b>1</b>	<b>35.7</b>	<b>91</b>	<b>0</b>	<b>27</b>	<b>1</b>	<b>5</b>	<b>76.03</b>



### GAME-BY-GAME RUSHING (NO-YDS/TDs)

PLAYER	NO-YDS/TDs	USD	MSU	UTSA	WVU	UT	BU	OSU	TCU	KU	TTU	ISU
Barnes, Alex	21-103/0	21-103/0										
Delton, Alex	12-78/0	12-78/0										
Thompson, S.	11-58/0	11-58/0										
Warmack, D.	3-17/0	3-17/0										
<b>TOTALS</b>	<b>47-256/0</b>	<b>47-256/0</b>										

### GAME-BY-GAME RECEIVING (NO-YDS/TDs)

PLAYER	NO-YDS/TDs	USD	MSU	UTSA	WVU	UT	BU	OSU	TCU	KU	TTU	ISU
Zuber, Isaiah	5-68/1	5-68/1										
Schoen, Dalton	3-54/0	3-54/0										
Reuter, Zach	2-12/0	2-12/0										
Warmack, D.	1-9/0	1-9/0										
Barnes, Alex	2-9/0	2-9/0										
<b>TOTALS</b>	<b>13-152/1</b>	<b>13-152/1</b>										



**DEFENSIVE STATISTICS**

PLAYER	GP	SOLO	AST	TOTAL	TFL-YDS	SACKS-YDS	INT-YDS	PBU	QBH	FR	FF	BLK	SA
Shelley, Duke	1	8	.	8	.	.	.	3	.	.	.	.	.
Neil Jr., W.	1	3	1	4	.	.	.	.	.	.	.	.	.
Patton, Da'Quan	1	2	2	4	.	.	.	.	.	.	.	.	.
Goolsby, Denzel	1	3	1	4	.	.	.	.	.	.	.	.	.
Sizelove, Sam	1	2	2	4	1.0-1	.	.	.	.	.	.	.	.
Walker, Reggie	1	2	1	3	1.0-10	1.0-10	.	1	.	.	.	.	.
Ball, Kyle	1	1	1	2	.	.	.	.	.	.	.	.	.
Parker, AJ	1	2	.	2	.	.	.	2	.	.	.	.	.
Adams, Kendall	1	2	.	2	.	.	.	.	.	.	.	.	.
Dishon, Trey	1	1	1	2	.	.	.	1	.	.	.	.	.
Mittie, Jordan	1	1	1	2	.	.	.	.	.	.	.	.	.
Richmeier, B.	1	1	.	1	.	.	.	.	.	.	.	.	.
Moore, Colby	1	1	.	1	.	.	.	.	.	.	.	.	.
Schoen, Dalton	1	1	.	1	.	.	.	.	.	.	.	.	.
Monty, Brock	1	1	.	1	.	.	.	.	.	.	.	.	.
Walker, Eli	1	1	.	1	.	.	.	.	.	.	.	.	.
Henington, Ryan	1	1	.	1	.	.	.	.	.	.	.	.	.
McGee, Kevion	1	1	.	1	.	.	.	4	.	.	.	.	.
McPherson, J.	1	1	.	1	.	.	.	.	.	.	.	.	.
Patterson, D.	1	1	.	1	.	.	.	.	.	.	.	.	.
Jenkins, Jacob	1	1	.	1	.	.	.	.	.	.	.	.	.
Davies, Joe	1	1	.	1	1.0-1	.	.	.	.	.	.	.	.
Hubert, Wyatt	1	.	.	.	.	.	.	.	.	.	.	.	.
<b>Total.....</b>	<b>1</b>	<b>38</b>	<b>10</b>	<b>48</b>	<b>3-12</b>	<b>1-10</b>	<b>.</b>	<b>11</b>	<b>.</b>	<b>.</b>	<b>.</b>	<b>.</b>	<b>.</b>
<b>Opponents.....</b>	<b>1</b>	<b>50</b>	<b>8</b>	<b>58</b>	<b>8.0-24</b>	<b>3-13</b>	<b>2-25</b>	<b>5</b>	<b>.</b>	<b>2-0</b>	<b>3</b>	<b>.</b>	<b>.</b>

**SPECIAL TEAMS TACKLES**

PLAYER	TOTAL	KO	PUNT
Henington, Ryan	1	1	0
Patterson, Darreyl	1	1	0
Jenkins, Jacob	1	1	0
Moore, Colby	1	1	0
McPherson, Jahron	1	1	0
Monty, Brock	1	1	0
Richmeier, Blake	1	1	0
<b>TOTALS</b>	<b>7</b>	<b>7</b>	<b>0</b>

### GAME-BY-GAME TACKLES

PLAYER	UT-AT-TT	USD	MSU	UTSA	WVU	UT	BU	OSU	OU	TCU	KU	TTU	ISU
Shelley, Duke	8-0-8	8-0-8											
Goolsby, Denzel	3-1-4	3-1-4											
Neil Jr., Walter	3-1-4	3-1-4											
Patton, Da'Quan	2-2-4	2-2-4											
Sizelove, Sam	2-2-4	2-2-4											
Walker, Reggie	2-1-3	2-1-3											
Adams, Kendall	2-0-2	2-0-2											
Parker, AJ	2-0-2	2-0-2											
Ball, Kyle	1-1-2	1-1-2											
Mittie, Jordan	1-1-2	1-1-2											
Dishon, Trey	1-1-2	1-1-2											
Jenkins, Jacob	1-0-1	1-0-1											
Davies, Joe	1-0-1	1-0-1											
Moore, Colby	1-0-1	1-0-1											
Walker, Eli	1-0-1	1-0-1											
Patterson, Darreyl	1-0-1	1-0-1											
McPherson, J.	1-0-1	1-0-1											
Monty, Brock	1-0-1	1-0-1											
Hennington, Ryan	1-0-1	1-0-1											
McGee, Kevion	1-0-1	1-0-1											
Richmeier, Blake	1-0-1	1-0-1											

### GAME-BY-GAME TACKLES FOR LOSS

PLAYER	TFL-Yds	USD	MSU	UTSA	WVU	UT	BU	OSU	OU	TCU	KU	TTU	ISU
Walker, Reggie	1.0-10	1.0-10											
Davies, Joe	1.0-1	1.0-1											
Sizelove, Sam	1.0-1	1.0-1											
<b>TOTAL</b>	<b>3.0-12</b>	<b>3.0-12</b>											

### GAME-BY-GAME SACKS

PLAYER	SACK-Yds	USD	MSU	UTSA	WVU	UT	BU	OSU	OU	TCU	KU	TTU	ISU
Walker, Reggie	1.0-10	1.0-10											
<b>TOTAL</b>	<b>1.0-10</b>	<b>1.0-10</b>											

**GAME-BY-GAME SUMMARIES**

GAME	Final Score	Score By Quarter				First Downs				Rushing			Passing			Total Offense		Punting	Fumbles	Penalty	Third Downs	Total ToP
		1	2	3	4 (OT)	Ru	Pa	Pn	Tot	Att	Yds	TD	C-A-I	Yds	TD	Att	Yds	No-Avg	No-Lost	No-Yds		
South Dakota	24	10	14	0	0	3	13	5	21	21	77	1	24-56-0	257	1	77	334	8-47.2	0-0	5-35	4-16	22:21
K-State	27	3	9	0	15	10	8	1	19	47	256	0	13-28-2	152	1	75	408	6-42.7	3-2	13-129	9-20	37:39
Mississippi St.																						
K-State																						
UTSA																						
K-State																						
K-State																						
West Virginia																						
Texas																						
K-State																						
K-State																						
Baylor																						
Oklahoma State																						
K-State																						
K-State																						
Oklahoma																						
K-State																						
TCU																						
Kansas																						
K-State																						
Texas Tech																						
K-State																						
K-State																						
Iowa State																						

**GAME-BY-GAME STARTERS**
**OFFENSE**

Opponent	WR	LT	LG	C	RG	RT	TE	QB	WR	RB	FB
South Dakota	Zuber	Frantz	Mitchell	Holtorf	Beecham	Risner	Lenners	Thompson	Schoen	Barnes	Reuter (wr)
Mississippi State											
UTSA											
West Virginia											
Texas											
Baylor											
Oklahoma State											
Oklahoma											
TCU											
Kansas											
Texas Tech											
Iowa State											

**DEFENSE**

OPPONENT	DE	DT	DT	DE	LB	LB	LB	CB	SS	FS	CB
South Dakota	Walker, R.	Dishon	Davies	Ball	Sizelove	Patton	Neil Jr. (db)	Shelley	Goolsby	Adams	Parker
Mississippi State											
UTSA											
West Virginia											
Texas											
Baylor											
Oklahoma State											
Oklahoma											
TCU											
Kansas											
Texas Tech											
Iowa State											

**CONSECUTIVE AND TOTAL CAREER STARTS**
**OFFENSE**

Player, Pos.	Yr.	Consecutive Starts	Total Starts	Starts by Year			
				2018	2017	2016	2015
Scott Frantz, OL	Jr.	27	27	1	13	13	—
Tyler Mitchell, OL	Jr.	18	20	1	13	6	—
Abdul Beecham, OL	Sr.	14	19	1	13	5	—
Alex Barnes, RB	Jr.	14	14	1	13	0	—
Adam Holtorf, OL	Jr.	14	14	1	13	0	—
Skylar Thompson, QB	So.	5	5	1	4	—	—
Isaiah Zuber, WR	Jr.	4	12	1	11	0	—
Dalton Risner, OL	Sr.	1	39	1	12	13	13
Dalton Schoen, WR	Jr.	1	4	1	3	0	—
Zach Reuter, WR	Sr.	1	2	1	0	0	1
Nick Lenners, TE	So.	1	1	1	0	—	—
Nick Kaltmayer, OL	Jr.	0	1	0	1	—	—
Alex Delton, QB	Jr.	0	4	0	4	0	0
Blaise Gammon, TE	Jr.	0	2	0	2	0	—
Justin Silmon, RB	Sr.	0	1	0	0	1	0

**DEFENSE**

Player, Pos.	Yr.	Consecutive Starts	Total Starts	Starts by Year			
				2018	2017	2016	2015
Trey Dishon, DL	Jr.	24	26	1	13	12	—
Denzel Goolsby, DB	Jr.	14	14	1	13	0	—
Duke Shelley, DB	Sr.	12	31	1	12	10	8
Reggie Walker, DE	Jr.	2	24	1	12	11	—
Kendall Adams, DB	Sr.	1	29	1	10	13	5
AJ Parker, DB	So.	1	5	1	4	—	—
Kyle Ball, DE	Jr.	1	1	1	0	0	—
Joe Davies, DT	Sr.	1	1	1	0	—	—
Walter Neil, Jr.	So.	1	1	1	0	—	—
Da'Quan Patton, LB	Jr.	1	1	1	—	—	—
Sam Sizelove, LB	Sr.	1	1	1	0	0	0
Eli Walker, DB	Sr.	0	3	0	3	—	—
Elijah Sullivan, LB	Jr.	0	2	0	2	0	—
Jonathan Durham, DB	Jr.	0	1	0	1	0	—
Bronson Massie, DE	So.	0	1	0	1	—	—



### SCORING DRIVES

#### KANSAS STATE

OPPONENT	QTR	TD	FG	PLAYER(S)	PLAY	PL	YDS	TIME
South Dakota	1		X	Blake Lynch	24 yd field goal	10	66	3:56
	2		X	Blake Lynch	22 yd field goal	11	73	4:41
	2		X	Blake Lynch	38 yd field goal	6	45	2:49
	2		X	Blake Lynch	44 yd field goal	7	43	2:40
	4		X	Isaiah Zuber	85 yd punt return			
	4		X	Skylar Thompson to Isaiah Zuber	10 yd pass	7	64	2:50

#### OPPONENTS

OPPONENT	QTR	TD	FG	PLAYER(S)	PLAY	PL	YDS	TIME
South Dakota	1		X	Mason Lorber	27 yd field goal	4	7	1:13
	1		X	Austin Simmons	2 yd run	8	74	1:45
	2		X	Austin Simmons to Dakarai Allen	7 yd pass	4	74	0:41
	2		X	Alex Gray	25 yd interception return			

### DRIVE SUPERLATIVES

	KANSAS STATE	OPPONENT
Most Plays/Result	11/FG vs. South Dakota	9/Missed FG by South Dakota
Most Yards/Result	73/FG vs. South Dakota	74/TD by South Dakota
Most Time/Result	5:33/Fumble vs. South Dakota	2:39/Punt by South Dakota

### AVERAGE STARTING FIELD POSITION

	Total Drives	Total Yd. Line	Average Field Pos.	Started in Opp.	Total Scores	TD	FG	MFG	Punts	Downs	To	Clock	Total Points
K-State	15	368	Own 45	0	5	1	4	0	6	0	3	1	19
Opponents	15	450	Own 30	2	3	2	1	2	8	2	0	1	17

### DRIVE CHART (NO. OF DRIVES/TD/FG)

Drive Start Result	1-9 NO/TD/FG	10-19 NO/TD/FG	20-29 NO/TD/FG	30-39 NO/TD/FG	40-49 NO/TD/FG	50+ NO/TD/FG
South Dakota	1/0/0	2/0/0	6/0/2	6/1/2	0/0/0	0/0/0
Mississippi State						
UTSA						
West Virginia						
Texas						
Baylor						
Oklahoma State						
Oklahoma						
TCU						
Kansas						
Texas Tech						
Iowa State						

### 3-AND-OUT

	Kansas State 3-and-Out/Drives	Opponent 3-and-Out/Drives
South Dakota	5/15	4/15
Mississippi State		
UTSA		
West Virginia		
Texas		
Baylor		
Oklahoma State		
Oklahoma		
TCU		
Kansas		
Texas Tech		
Iowa State		

### SCORING DRIVE ANALYSIS

	KANSAS STATE		OPPONENTS	
Yardage	TD	FG	TD	FG
No Drive	1	0	1	0
Minus Yds.	0	0	0	0
0-9	0	0	0	1
10-19	0	0	0	0
20-29	0	0	0	0
30-39	0	0	0	0
40-49	0	2	0	0
50-59	0	0	0	0
60-69	2	1	0	0
70-79	0	1	2	0
80-89	0	0	0	0
90-99	0	0	0	0

### GAME-OPENING DRIVES

	KANSAS STATE			OPPONENTS		
Opponent	Pts.	1st Dns.	Yds.	Pts.	1st Dns.	Yds.
South Dakota	0	0	2	0	0	9
Mississippi State						
UTSA						
West Virginia						
Texas						
Baylor						
Oklahoma State						
Oklahoma						
TCU						
Kansas						
Texas Tech						
Iowa State						

### SECOND HALF-OPENING DRIVES

	KANSAS STATE			OPPONENTS		
Opponent	Pts.	1st Dns.	Yds.	Pts.	1st Dns.	Yds.
South Dakota	0	1	15	0	2	37
Mississippi State						
UTSA						
West Virginia						
Texas						
Baylor						
Oklahoma State						
Oklahoma						
TCU						
Kansas						
Texas Tech						
Iowa State						

**LONG PLAYS (20-PLUS YARDS)**
**KANSAS STATE**

Yards	Opponent	Play/Situation/Result
44	South Dakota	Thompson 44 run (1st and 10 at USD 20)
34	South Dakota	Barnes 34 run (1st and 10 at USD 30)
27	South Dakota	Schoen 37 pass from Delton (1st and Goal at USD 10)
24	South Dakota	Delton 24 run (1st and 10 at USD 33)
22	South Dakota	Barnes 22 run (1st and 10 at USD 42)
21	South Dakota	Schoen 21 pass from Delton (1st and 10 at KS 43)
20	South Dakota	Zuber 20 pass from Delton (1st and 10 at USD 24)

**No. of plays from scrimmage, 20+ yards:** 1 (1 run/0 pass)

**No. of plays from scrimmage, 40+ yards:** 7 (4 run/3 pass)

Returns	Opponent	Player
Kickoff	South Dakota	Shelley 21 yards
Punt	South Dakota	Zuber 85 yards

Interception

Fumble

**No. of returns 20+ yards:** 3 (2 KR/1 PR/0 Int/0 Fum)

**No. of returns 40+ yards:** 1 (0 KR/1 PR/0 Int/0 Fum)

**OPPONENTS**

Yards	Opponent	Play/Situation/Result
37	South Dakota	Henry 37 run (1st and 10 at KS 44)
34	South Dakota	Falck 34 pass from Simmons (1st and 10 at KS 40)
20	South Dakota	Falck 20 pass from Simmons (1st and 10 at USD 43)
20	South Dakota	Crawford 20 pass from Simmons (1st and Goal at KS 7)

**No. of plays from scrimmage, 20+ yards:** 4 (1 run/3 pass)

**No. of plays from scrimmage, 40+ yards:** 0 (0 run/0 pass)

Returns	Opponent	Player
Kickoff	South Dakota	Baker 25 yards
Punt		
Interception	South Dakota	Gray 25 yards
Fumble		

**No. of returns 20+ yards:** 4 (3 KR/0 PR/1 Int/0 Fum)

**No. of returns 40+ yards:** 0 (0 KR/0 PR/0 Int/0 Fum)

**THIRD-DOWN CONVERSIONS (INCLUDES 3RD-AND-GOAL SITUATIONS)**

BY QUARTER	1	2	3	4	OT	TOTAL
Kansas State	3-5	0-5	1-5	5-5	0-0	9-20
PCT.	.600	.000	.20	100.0	.000	.450
Opponents	2-5	0-3	1-4	1-4	0-0	4-16
PCT.	.400	.000	.250	.250	.000	.250
BY YARDAGE	1-3	4-6	7-10	11+	TOTAL	
Kansas State	2-3	4-8	3-5	0-4	9-20	
PCT.	.667	.500	.600	.000	.450	
Opponents	1-2	1-3	2-10	0-1	4-16	
PCT.	.500	.333	.200	.000	.250	

**WHO CONVERTS FOR K-STATE:** Thompson 3, Barnes 2, Zuber 2, Schoen 2

**RED ZONE (INSIDE THE 20-YARD LINE)**

Opponent	Score	Times Inside Opp. 20	Times Scored	Total Pts	Total TDs	Rush TDs	Pass TDs	FGs Made	<----- Failed to score inside opp. 20 ----->						
South Dakota	27-24	4	3	14	1	0	1	2	0	0	0	1	0	0	0
Mississippi State															
UTSA															
West Virginia															
Texas															
Baylor															
Oklahoma State															
Oklahoma															
TCU															
Kansas															
Texas Tech															
Iowa State															
<b>Totals</b>	<b>27-24</b>	<b>4</b>	<b>3</b>	<b>14</b>	<b>1</b>	<b>0</b>	<b>1</b>	<b>2</b>	<b>0</b>	<b>0</b>	<b>0</b>	<b>1</b>	<b>0</b>	<b>0</b>	<b>0</b>
<b>Opponents</b>	<b>24-27</b>	<b>3</b>	<b>3</b>	<b>17</b>	<b>2</b>	<b>1</b>	<b>1</b>	<b>1</b>	<b>0</b>	<b>0</b>	<b>0</b>	<b>0</b>	<b>0</b>	<b>0</b>	<b>0</b>

**Season Percentage - Overall:** 3 of 4 (75.0%)

**Season Percentage - Touchdowns:** 1 of 4 (25.0%)

**Season Percentage - Field Goals:** 2 of 4 (50.0%)

## SUPERLATIVES

### KANSAS STATE

#### INDIVIDUAL

**Longest Rush:** 44, Skylar Thompson vs. South Dakota  
**Longest Touchdown Run:** none  
**Longest Pass:** 27 Alex Delton vs. South Dakota  
**Longest TD Pass:** 10, Skylar Thompson vs. South Dakota  
**Longest Punt Return:** 85, Isaiah Zuber vs. South Dakota  
**Longest Kickoff Return:** 21, Duke Shelley vs. South Dakota  
**Longest Interception Return:** None  
**Most Punts:** 6, Andrew Hicks vs. South Dakota  
**Longest Punt:** 63, Andrew Hicks vs. South Dakota  
**Highest Punt Average:** 42.7, Andrew Hicks vs. South Dakota  
**Longest Field Goal:** 44, Blake Lynch vs. South Dakota  
**Most Field Goals:** 4, Blake Lynch vs. South Dakota  
**Most TDs Rushing:** None  
**Most TDs Receiving:** 1, Isaiah Zuber vs. South Dakota  
**Most TDs Passing:** 1, Skylar Thompson vs. South Dakota  
**Most Rushing Attempts:** 21, Alex Barnes vs. South Dakota  
**Most Yards Rushing:** 103, Alex Barnes vs. South Dakota  
**Most Pass Attempts:** 14, Skylar Thompson and Alex Delton vs. South Dakota  
**Most Pass Completions:** 8, Skylar Thompson vs. South Dakota  
**Most Yards Passing:** 91, Alex Delton vs. South Dakota  
**Most Receptions:** 5, Isaiah Zuber vs. South Dakota  
**Most Yards Receiving:** 68, Isaiah Zuber vs. South Dakota  
**Most Total Offense:** 169, Alex Delton vs. South Dakota  
**Most All-Purpose Yards:** 176, Isaiah Zuber vs. South Dakota  
**Most Interceptions:** None  
**Most Tackles:** 8, Duke Shelley vs. South Dakota  
**Most Solo Tackles:** 8, Duke Shelley vs. South Dakota  
**Most Quarterback Sacks:** 1.0, Reggie Walker vs. South Dakota  
**Most Tackles for Loss:** 1.0, three players vs. South Dakota  
**Most Passes Broken Up:** 4, Kevion McGee vs. South Dakota  
*\* School Record*

TEAM	High	Low
Rushes	47 (South Dakota)	
Yards Rushing	256 (South Dakota)	
TD Rushes	—	
Pass Attempts	28 (South Dakota)	
Pass Completions	13 (South Dakota)	
Yards Passing	152 (South Dakota)	
TD Passes	1 (South Dakota)	
Total Plays	75 (South Dakota)	
Total Offense	408 (South Dakota)	
Points	27 (South Dakota)	
Sacks By	1 (South Dakota)	
First Downs	19 (South Dakota)	
Penalties	13 (South Dakota)	
Penalty Yards	129 (South Dakota)	
Turnovers	3 (South Dakota)	
Interceptions By	—	

### OPPONENT

#### INDIVIDUAL

**Longest Rush:** 37, Kai Henry, South Dakota  
**Longest Touchdown Run:** 2, Austin Simmons, South Dakota  
**Longest Pass:** 34, Austin Simmons, South Dakota  
**Longest TD Pass:** 7, Austin Simmons, South Dakota  
**Longest Punt Return:** none  
**Longest Kickoff Return:** 25, Randy Baker, South Dakota  
**Longest Interception Return:** 25, Alex Gray, South Dakota  
**Most Punts:** 8, Brady Schutt, South Dakota  
**Longest Punt:** 53, Brady Schutt, South Dakota  
**Highest Punt Average:** 47.2, Brady Schutt, South Dakota  
**Longest Field Goal:** 27, Mason Lorber, South Dakota  
**Most Field Goals:** 1, Mason Lorber, South Dakota  
**Most TDs Rushing:** 1, Austin Simmons, South Dakota  
**Most TDs Receiving:** 1, Dakarai Allen, South Dakota  
**Most TDs Passing:** 1, Austin Simmons, South Dakota  
**Most Rushing Attempts:** 10, Kai Henry, South Dakota  
**Most Yards Rushing:** 58, Kai Henry, South Dakota  
**Most Pass Attempts:** 56, Austin Simmons, South Dakota  
**Most Pass Completions:** 24, Austin Simmons, South Dakota  
**Most Yards Passing:** 257, Austin Simmons, South Dakota  
**Most Receptions:** 11, Levi Falck, South Dakota  
**Most Yards Receiving:** 140, Levi Falck, South Dakota  
**Most Total Offense:** 257, Austin Simmons, South Dakota  
**Most All-Purpose Yards:** 140, Levi Falck, South Dakota  
**Most Interceptions:** 1, Phillip Powell and Alex Gray, South Dakota  
**Most Tackles:** 6, Phillip Powell and Alex Gray, South Dakota  
**Most Solo Tackles:** 6, Phillip Powell, South Dakota  
**Most Quarterback Sacks:** 1.0, three players, South Dakota  
**Most Tackles for Loss:** 2.0, Alex Gray and Luis Peguero, South Dakota  
**Most Passes Broken Up:** 2, Mark Collins and Isaac Armstead, South Dakota  
*\* School Record*

TEAM	High	Low
Rushes	21 (South Dakota)	
Yards Rushing	77 (South Dakota)	
TD Rushes	1 (South Dakota)	
Pass Attempts	56 (South Dakota)	
Pass Completions	24 (South Dakota)	
Yards Passing	257 (South Dakota)	
TD Passes	1 (South Dakota)	
Total Plays	77 (South Dakota)	
Total Offense	334 (South Dakota)	
Points	24 (South Dakota)	
Sacks By	3 (South Dakota)	
First Downs	21 (South Dakota)	
Penalties	5 (South Dakota)	
Penalty Yards	35 (South Dakota)	
Turnovers	—	
Interceptions By	2 (South Dakota)	

### TURNOVER CHART

GAME	TAKEAWAYS			GIVEAWAYS			DIFF.	K-STATE PTS OFF	OPP PTS OFF
	FUM	INT	TOT	FUM	INT	TOT			
South Dakota	0	0	0	2	2	4	-4	0	10
Mississippi State									
UTSA									
West Virginia									
Texas									
Baylor									
Oklahoma State									
Oklahoma									
TCU									
Kansas									
Texas Tech									
Iowa State									
<b>TOTAL</b>	<b>0</b>	<b>0</b>	<b>0</b>	<b>2</b>	<b>2</b>	<b>4</b>	<b>-4</b>	<b>0</b>	<b>10</b>
<b>AVG. PER GAME</b>	<b>0.00</b>	<b>0.00</b>	<b>0.00</b>	<b>2.00</b>	<b>2.00</b>	<b>4.00</b>	<b>-4.00</b>	<b>0.0</b>	<b>10.0</b>

### KICKOFFS

**Kickoffs:** 7  
**Touchbacks (pct.):** 0 (0.0)  
**Fair Catches:** 0  
**Downed Kicks:** 0  
**Out of Bounds:** 0  
**On-Side Kicks (No./Recovered by KS):** 0/0  
**Opponent Returns (No.-Yds./Avg):** 7-126/18.0  
**Opponent Touchdowns:** 0

### KICKOFF RETURNS

**Kickoffs:** 5  
**Touchbacks (pct.):** 0 (0.0)  
**Fair Catches:** 0  
**Downed Kicks:** 0  
**Out of Bounds:** 0  
**On-Side Kicks (No./Recovered by Opp):** 0/0  
**Returns (No.-Yds./Avg):** 5-87/17.4  
**Touchdowns:** 0



GAME ONE

<b>SOUTH DAKOTA</b>	<b>10</b>	<b>14</b>	<b>0</b>	<b>0</b>	<b>-</b>	<b>24</b>
<b>RV/RV K-STATE</b>	<b>3</b>	<b>9</b>	<b>0</b>	<b>15</b>	<b>-</b>	<b>27</b>

Sept. 2 | Bill Snyder Family Stadium | Manhattan, Kan. | 6:10 p.m. | Att: 51,043



ISAIAH ZUBER

TEAM STATISTICS

	USD	K-STATE
<b>FIRST DOWNS</b>	<b>21</b>	<b>19</b>
Rushing	3	10
Passing	13	8
Penalty	5	1
<b>NET YARDS RUSHING</b>	<b>77</b>	<b>256</b>
Rushing Attempts	21	47
Average Per Rush	3.7	5.4
Rushing Touchdowns	1	0
Yards Gained Rushing	89	278
Yards Lost Rushing	12	22
<b>NET YARDS PASSING</b>	<b>257</b>	<b>152</b>
Completions-Attempts-Int	24-56-0	13-28-2
Average Per Attempt	4.6	5.4
Average Per Completion	10.7	11.7
Passing Touchdowns	1	1
<b>TOTAL OFFENSE YARDS</b>	<b>334</b>	<b>408</b>
Total offense plays	77	75
Average Gain Per Play	4.3	5.4
<b>Fumbles: Number-Lost</b>	<b>0-0</b>	<b>3-2</b>
<b>Penalties: Number-Yards</b>	<b>5-35</b>	<b>13-129</b>
<b>PUNTS-YARDS</b>	<b>8-378</b>	<b>6-256</b>
Average Yards Per Punt	47.2	42.7
Net Yards Per Punt	31.4	42.7
Inside 20	2	1
50+ Yards	3	1
Touchbacks	1	0
Fair catch	1	4
<b>KICKOFFS-YARDS</b>	<b>5-296</b>	<b>7-420</b>
Average Yards Per Kickoff	59.2	60.0
Net Yards Per Kickoff	41.8	42.0
Touchbacks	0	0
<b>Punt returns: Number-Yards-TD</b>	<b>0-0-0</b>	<b>5-107-1</b>
Average Per Return	0.0	21.4
<b>Kickoff returns: Number-Yds-TD</b>	<b>7-126-0</b>	<b>5-87-0</b>
Average Per Return	18.0	17.4
<b>Interceptions: Number-Yds-TD</b>	<b>2-25-1</b>	<b>0-0-0</b>
<b>Fumble Returns: Number-Yds-TD</b>	<b>0-0-0</b>	<b>0-0-0</b>
<b>Possession Time</b>	<b>22:21</b>	<b>37:39</b>
1st Quarter	6:27	8:33
2nd Quarter	3:35	11:25
3rd Quarter	5:51	9:09
4th Quarter	6:28	8:32
<b>Third-Down Conversions</b>	<b>4 of 16</b>	<b>9 of 20</b>
<b>Fourth-Down Conversions</b>	<b>0 of 2</b>	<b>1 of 1</b>
<b>Red-Zone Scores-Chances</b>	<b>3-3</b>	<b>3-4</b>
Touchdowns	2-3	1-4
Field goals	1-3	2-4
<b>Sacks By: Number-Yards</b>	<b>3-13</b>	<b>1-10</b>
<b>PAT Kicks</b>	<b>3-3</b>	<b>1-1</b>
<b>Field Goals</b>	<b>1-3</b>	<b>4-4</b>

► Game Notes

• Six Wildcats earned their first-career starts... On defense, linebackers **Sam Sizelove** and **Da'Quan Patton** were joined by defensive tackle **Joe Davies**, defensive end **Kyle Ball** and defensive back **Walter Neil Jr.** Offensively, only tight end **Nick Lenners** was making his first start.

• Sophomore quarterback **Skylar Thompson** opened the game for the Wildcats, making his fifth-career start but first in a season opener... He became just the fifth sophomore to start a season opener under head coach **Bill Snyder**, joining **Jesse Ertz** (2015), **Dylan Meier** (2004), **Ell Roberson** (2001) and **Paul Watson** (1989).

• **Isaiah Zuber** took a fourth-quarter punt 85 yards for a touchdown on his first career punt-return attempt... It was K-State first punt-return touchdown since **DJ. Reed** returned one 62 yards for a score in the 2017 season opener against Central Arkansas... The Wildcats have now returned a punt or kickoff for a touchdown in the first two games of the season in five of the last six seasons.

• The 85-yard punt return touchdown by **Isaiah Zuber** was the 10th-longest in school history... It was the longest by a Wildcat since **Tramaine Thompson** went 89 yards in the 2012 season opener against Missouri State.

• Place kicker **Blake Lynch** was true on 4-of-4 field goals in addition to two extra points... His four field goals were the most in a Wildcat debut... All four of his field goals came in the first half, the most by a Wildcat in a single half since **Jamie Rheem** also made four in the first half against Utah State on October 16, 1999.

FOURTH QUARTER SPARK LIFTS K-STATE

**MANHATTAN, Kan.** — With the help of an 85-yard punt return touchdown and 10-yard receiving touchdown from junior wide receiver **Isaiah Zuber** in the fourth quarter, the Wildcats pulled off a late-game 27-24 victory against South Dakota in front of 50,063 fans at Bill Snyder Stadium.

Trailing by 12 entering the fourth quarter, the Wildcats found a spark behind an 85-yard punt return for a touchdown from Zuber with 12:12 remaining in the game, marking the 10th longest punt return in K-State history. On the subsequent K-State possession, the Wildcats drove down the field before sophomore quarterback **Skylar Thompson** connected with Zuber on the game-winning touchdown with 7:21 to play.

Along with the fourth quarter comeback, sophomore place kicker **Blake Lynch** connected on four field goals in the first half, from 22, 24, 38 and 44 yards, as the Wildcats trailed 24-12 at halftime. After allowing 24 points in the first half, the Wildcat defense flipped the script in the second half, hosting a shutout in the second half, including a decisive final defensive possession that sealed the K-State victory.

HOW IT HAPPENED

After a fumble that resulted in a South Dakota field goal, the Wildcats responded with their first score of the game on a 24-yard field goal from Lynch. The Wildcat's scoring drive moved 66 yards in 10 plays, including a 44-yard scamper from Thompson, as the Wildcats tied the ballgame at 3-3 with 4:16 remaining in the first quarter.

South Dakota would drive down the field to take over the lead with a rushing touchdown by Coyotes quarterback **Austin Simmons**. The Cats trailed at the end of the first quarter, 10-3.

Like they did in the first quarter, the Wildcats responded to the Coyote's score with a field goal. After the Wildcat drive stalled in the red zone, Lynch connected on a 22-yard field goal to bring the score to 10-6, Coyotes.

Lynch continued to put points on the board in the second quarter, connecting on field goals from 38 and 44 yards to give the Wildcats their first lead at 12-10.

Trailing by two with 2:15 remaining in the first half, South Dakota was able to put together two consecutive touchdowns, including an interception returned for a touchdown by Coyotes' senior linebacker **Alex Gray**, to bring the South Dakota lead to 24-12 at the half.

Following a scoreless third quarter for both sides, the Wildcats got a spark from junior wide receiver **Isaiah Zuber** on special teams, where he fielded a punt at the Wildcats' 15-yard line. Zuber was able to find space along with several blocks, leading to an 85-yard punt return touchdown to bring the score to 29-19, South Dakota.

On the subsequent K-State possession, junior running back **Alex Barnes** busted a big run through the South Dakota defense, rushing 34 yards to the South Dakota 30-yard line. Later in the drive, sophomore quarterback **Skylar Thompson** found Zuber in the back of the end zone for the eventual game-winner. The Wildcats converted on the two-point conversion to lead 27-24.

On the final possession of the game, South Dakota place kicker **Mason Lorber** missed a game-tying 51-yard field goal as time expired, as K-State held on for its season-opening victory.

SCORING SUMMARY

Team	Qtr/Time	Scoring Play	Conversion	Plays-Yds-TOP	Score
USD	1st/8:18	Lorber 27 yd field goal		4-7-1:13	3-0
KS	1st/4:16	Lynch 24 yd field goal		10-66-3:56	3-3
USD	1st/2:23	Simmons 2 yd run	Lorber kick	8-74-1:45	10-3
KS	2nd/12:35	Lynch 22 yd field goal		11-73-4:41	10-6
KS	2nd/5:32	Lynch 38 yd field goal		6-45-2:49	10-9
KS	2nd/2:15	Lynch 44 yd field goal		7-43-2:40	10-12
USD	2nd/1:29	Allen 7 yd pass from Simmons	Lorber kick	4-74-0:41	17-12
USD	2nd/1:09	Gray 25 yd interception return	Lorber kick		24-12
KS	4th/12:12	Zuber 85 yd punt return	Lynch kick		24-19
KS	4th/7:21	Zuber 10 yd pass from Thompson	Barnes rush	7-64-2:50	24-27

STATISTICAL LEADERS

► South Dakota

Rushing	Att	Yds	TD	Lg	Avg
Henry	10	58	0	37	5.8
Klett	3	15	0	14	5.0
Brooks	2	4	0	5	2.0
Simmons	6	0	1	3	0.0

Passing	C-A-I	Yds	TD	Lg	Sack
Simmons	24-56-0	257	1	34	1

Receiving	Rec	Yds	TD	Lg
Falck	11	140	0	34
Allen	4	42	1	13
Baker	4	32	0	15
Herrmann	3	18	0	7
Crawford	1	20	0	20
Samson	1	5	0	5

► Kansas State

Rushing	Att	Yds	TD	Lg	Avg
Barnes	21	103	0	34	4.9
Delton	12	78	0	24	6.5
Thompson	11	58	0	44	5.3
Warmack	3	17	0	17	5.7

Passing	C-A-I	Yds	TD	Lg	Sack
Thompson	8-14-1	61	1	15	2

Receiving	Rec	Yds	TD	Lg
Zuber	5	68	1	20
Schoen	3	54	0	27
Reuter	2	12	0	7
Barnes	2	9	0	11
Warmack	1	9	0	9

# THE LAST TIME...

## SCORING

### All Games

Scored 40 or more points.....	45, at Oklahoma State (11/18/2017)
Scored 50 or more points.....	55, vs. Charlotte (9/9/2017)
Scored 60 or more points.....	63, vs. Florida Atlantic (9/17/2016)
Scored 70 or more points.....	76, vs. Ball State (9/16/2000)

Was held to 10 or fewer points.....	6, vs. TCU (10/14/2017)
Was held to 7 or fewer points.....	6, vs. TCU (10/14/2017)
Was shut out.....	vs. Oklahoma (10/17/2015)
Was shut out in a half.....	2nd half, at Vanderbilt (9/16/2017)
Was shut out in back-to-back games.....	at Kansas, 0-28 and vs. Nebraska, 0-12 (1975)

Allowed 40 or more points.....	40, at Oklahoma State (11/18/2017)
Allowed 50 or more points.....	59, at Texas Tech (11/14/2015)
Allowed 60 or more points.....	66, at Texas Tech (10/10/2009)
Allowed 70 or more points.....	73, at Nebraska (11/10/2007)
Allowed a safety.....	at Iowa State (10/29/2016)
Allowed a two-point conversion.....	Baker Mayfield to Dimitri Flowers, vs. OU (10/21/2017)

Held an opponent to 10 or fewer points.....	6, at TCU (12/3/2016)
Held an opponent to 7 or fewer points.....	6, at TCU (12/3/2016)
Shut out an opponent.....	vs. South Dakota (9/5/2015)
<b>Shut out an opponent in a half.....</b>	<b>2nd half, vs. South Dakota (9/1/2018)</b>
Back-to-back shutouts.....	vs. Akron, 67-0; vs. N. Illinois, 44-0; vs. Missouri, 30-0 (1995)

Largest deficit overcome for a win.....	21 points
	vs. Iowa State, 14-35 in 3rd quarter (11/21/2015)
	at Missouri, 0-21 in 2nd quarter (11/6/2004)
	vs. Oklahoma State, 0-21 in 2nd quarter (10/23/1999)
	vs. Iowa State, 7-28 in 3rd quarter (9/25/1999)

Overtime game..... at Texas Tech; W, 42-35 (11/4/2017)

**Come-from-behind win (trailing in 4th Q)..... vs. S. Dakota, [24-12], won 27-24 (9/1/2018)**

### Home Games

Scored 40 or more points.....	55, vs. Charlotte (9/9/2017)
Scored 50 or more points.....	55, vs. Charlotte (9/9/2017)
Scored 60 or more points.....	63, vs. Florida Atlantic (9/17/2016)
Scored 70 or more points.....	76, vs. Ball State (9/16/2000)

Was held to 10 or fewer points.....	6, vs. TCU (10/14/2017)
Was held to 7 or fewer points.....	6, vs. TCU (10/14/2017)
Was shutout.....	vs. Oklahoma (10/17/2015)
Was shutout in a half.....	1st and 2nd halves, vs. Oklahoma (10/17/2015)
Was shutout in back-to-back games.....	vs. Nebraska, 0-41 and vs. Oklahoma, 0-27 (1965)

Allowed 40 or more points.....	42, vs. Oklahoma (10/21/2017)
Allowed 50 or more points.....	55, vs. Oklahoma (10/17/2015)
Allowed 60 or more points.....	61, vs. Missouri (10/20/1984)
Allowed 70 or more points.....	75, vs. Oklahoma (10/23/1971)

Held an opponent to 10 or fewer points.....	7, vs. Florida Atlantic (9/17/2016)
Held an opponent to 7 or fewer points.....	7, vs. Florida Atlantic (9/17/2016)
Shut out an opponent.....	vs. South Dakota (9/5/2015)
<b>Shut out an opponent in a half.....</b>	<b>2nd half, vs. South Dakota (9/1/2018)</b>
Back-to-back shutouts.....	vs. Akron, 67-0; vs. N. Illinois, 44-0; vs. Missouri, 30-0 (1995)

### Away/Neutral Games

Scored 40 or more points.....	45, at Oklahoma State (11/18/2017)
Scored 50 or more points.....	55, at West Virginia (10/20/2012)
Scored 60 or more points.....	64, at Kansas (11/2/2002)
Scored 70 or more points.....	75, at Drury (10/17/1910)

Was held to 10 or fewer points.....	7, at Vanderbilt (9/16/2017)
Was held to 7 or fewer points.....	7, at Vanderbilt (9/16/2017)
Was shut out.....	at Colorado (11/16/1996)
Was shut out in a half.....	2nd half, at Vanderbilt (9/16/2017)
Was shut out in back-to-back games.....	at LSU, 0-21 and at Tulsa, 0-3 (1980)

Allowed 40 or more points.....	40, at Oklahoma State (11/18/2017)
Allowed 50 or more points.....	59, at Texas Tech (11/14/2015)
Allowed 60 or more points.....	66, at Texas Tech (10/10/2009)
Allowed 70 or more points.....	73, at Nebraska (11/10/2007)

Held an opponent to 10 or fewer points.....	6, at TCU (12/3/2016)
Held an opponent to 7 or fewer points.....	6, at TCU (12/3/2016)
Shut out an opponent.....	at Iowa State (11/8/2003)
Shut out an opponent in a half.....	2nd half, vs. UCLA (12/26/2017)
Back-to-back shutouts.....	at Kansas, 64-0 and at Missouri, 38-0 (2002)

## vs. NATIONALLY-RANKED OPPONENTS

### vs. AP Top 25

Defeated a ranked opponent.....	at #10 Oklahoma State, 45-40 (11/18/2017)
Defeated a ranked opponent at home.....	vs. #23 Texas, 42-24 (12/1/2012)
Defeated a ranked opponent on the road/neutral site.....	at #10 OSU, 45-40 (11/18/2017)
Defeated a ranked opponent in consec. chances.....	vs. #24 OSU and vs. #23 UT (2012)
Defeated a ranked opponent in 3 consec. chances.....	at #6 Oklahoma; at #13 West Virginia; vs. #15 Texas Tech; vs. #24 Oklahoma; vs. #23 Texas (2012)

Lost to a ranked opponent.....	vs. #23 West Virginia, 28-23 (11/11/2017)
Lost to a ranked opponent at home.....	vs. #23 West Virginia, 28-23 (11/11/2017)
Lost to a ranked opponent on the road/neutral site.....	at #19 Oklahoma, 38-17 (10/15/2016)

## K-STATE TEAM OFFENSE

### Total Offense

<b>Had 400 yards or more total offense.....</b>	<b>408 (256 rush/152 pass), vs. South Dakota (9/1/2018)</b>
Had 500 yards or more total offense.....	519 (186 rush/333 pass), vs. C. Arkansas (9/2/2017)
Had 600 yards or more total offense.....	658 (305 rush/353 pass), vs. North Texas (9/24/2005)

Consec. gms. with 500-plus yards of offense.....	502, at Iowa State and 561, at Nebraska (2003)
Four consec. gms with 500-plus yards of offense.....	573 vs. Iowa State; 566 at Kansas; 518 at Baylor; 512 vs. Nebraska (1998)

Was held to 300 or fewer yards total offense.....	264 (109 rush/155 pass), vs. Iowa St. (11/25/2017)
Was held to 200 or fewer yards total offense.....	110 (65 rush/45 pass), vs. OU (10/17/2015)
Was held to 100 or fewer yards total offense.....	86 (25 rush/61 pass), vs. NU (10/5/1996)

### Rushing Yards

<b>Had 250 or more rushing yards.....</b>	<b>256, vs. South Dakota (9/1/2018)</b>
Had 300 or more rushing yards.....	344, vs. UCLA (12/26/2017)
Had 400 or more rushing yards.....	415, vs. Nebraska (11/16/2002)

Was held to 100 or fewer rushing yards.....	70, vs. TCU (10/14/2017)
Was held to 50 or fewer rushing yards.....	31, vs. UCLA (1/2/2015)
Was held to negative rushing yards.....	-12, vs. Texas Tech (8/31/1996)

### Rushing Touchdowns

Had 3 or more rushing touchdowns.....	4, vs. UCLA (12/26/2017)
Had 4 or more rushing touchdowns.....	4, vs. UCLA (12/26/2017)
Had 5 or more rushing touchdowns.....	5, vs. Charlotte (9/9/2017)

<b>Was held without a rushing touchdown.....</b>	<b>vs. South Dakota (9/1/2018)</b>
Was held without a rushing touchdown in consec. games.....	vs. Oklahoma and at Texas (2015)

### Passing Yards

Had 350 or more passing yards.....	400, at West Virginia (11/20/2014)
Had 400 or more passing yards.....	400, at West Virginia (11/20/2014)
Had 450 or more passing yards.....	486, vs. Oklahoma (10/25/2008)

<b>Was held to 200 or fewer passing yards.....</b>	<b>152, vs. South Dakota (9/1/2018)</b>
Was held to 150 or fewer passing yards.....	79, vs. UCLA (12/26/2017)
Was held to 100 or fewer passing yards.....	79, vs. UCLA (12/26/2017)

# THE LAST TIME...

## Passing Touchdowns

Had 3 or more passing touchdowns .....	3, at Oklahoma State (11/18/2017)
Had 4 or more passing touchdowns .....	4, vs. Central Arkansas (9/2/2017)

Was held without a passing touchdown .....	vs. West Virginia (11/11/2017)
Was held without a passing touchdown in consec. games.....	at Baylor and vs. Kansas (2016)

## First Downs

Had 25 or more first downs .....	28, vs. Charlotte (9/9/2017)
Had 30 or more first downs .....	30, vs. Texas Tech (10/27/2012)
Had 35 or more first downs .....	37, vs. Iowa State (10/24/1998)

Had 15 or fewer first downs.....	13, vs. Iowa State (11/25/2017)
Had 10 or fewer first downs.....	10, vs. TCU (10/14/2017)
Had 5 or fewer first downs.....	3, at Colorado (10/24/1992)

## Turnovers

Lost 3 or more fumbles.....	3, at Texas (9/21/2013)
Lost 4 or more fumbles.....	4, vs. Eastern Kentucky (9/3/2011)
Lost 5 or more fumbles.....	5, vs. USC (9/21/2002)

Threw 3 or more interceptions .....	3, vs. Oklahoma (10/17/2015)
Threw 4 or more interceptions .....	4, vs. Purdue (12/29/1998)
Threw 5 or more interceptions .....	5, vs. Iowa (9/10/1988)
Did not throw an interception.....	vs. Iowa State (11/25/2017)
Did not throw an INT in consec. games.....	at Oklahoma State (11/18/2017) and vs. Iowa State (11/25/17)

Committed 5 or more turnovers .....	5, at Oklahoma State (10/5/2013)
Committed 6 or more turnovers .....	6, at Kansas (11/18/2006)
Did not commit a turnover .....	vs. Iowa State (11/25/2017)
Did not commit a turnover in consec. games.....	vs. Texas A&M (12/28/2016), vs. Central Arkansas (9/2/2017), vs. Charlotte (9/9/2017)

## Time of Possession

Had 35:00 or more time of possession.....	37:39, vs. South Dakota (9/1/2018)
Had 36:00 or more time of possession.....	37:39, vs. South Dakota (9/1/2018)
Had 37:00 or more time of possession.....	37:39, vs. South Dakota (9/1/2018)
Had 38:00 or more time of possession.....	38:27, vs. Texas (10/22/2016)
Had 39:00 or more time of possession.....	39:45, vs. TCU (10/10/2015)
Had 40:00 or more time of possession.....	40:09, vs. Texas Tech (10/4/2014)

Had 23:00 or less of time of possession .....	22:47, vs. Central Arkansas (9/2/2017)
Had 22:00 or less of time of possession .....	18:34, at Louisville (9/17/2008)
Had 21:00 or less of time of possession .....	18:34, at Louisville (9/17/2008)
Had 20:00 or less of time of possession .....	18:34, at Louisville (9/17/2008)

## Penalties

Had 8 or more penalties .....	13, vs. South Dakota (9/1/2018)
Had 10 or more penalties .....	13, vs. South Dakota (9/1/2018)
Had 12 or more penalties .....	13, vs. South Dakota (9/1/2018)
Had 15 or more penalties.....	16, vs. Missouri State (9/15/2007)

Had 5 or less penalties .....	2, vs. UCLA (12/26/2017)
Had 3 or less penalties .....	2, vs. UCLA (12/26/2017)
Did not commit a penalty.....	0, vs. Auburn (9/18/2014)

## Penalty Yards

Had 75 or more penalty yards .....	129 (13 pen.) vs. South Dakota (9/1/2018)
Had 100 or more penalty yards .....	129 (13 pen.) vs. South Dakota (9/1/2018)
Had 125 or more penalty yards .....	129 (13 pen.) vs. South Dakota (9/1/2018)
Had 150 or more penalty yards .....	162 (16 pen.) vs. Missouri State (9/15/2007)

Had 40 or less penalty yards.....	20, vs. UCLA (12/26/2017)
Had 20 or less penalty yards.....	20, vs. UCLA (12/26/2017)
Had 10 or less penalty yards.....	5, at Kansas (11/28/2015)
Did not have any penalty yards .....	0, vs. Auburn (9/18/2014)

## K-STATE INDIVIDUAL RUSHING

### Attempts

Had 25 or more rushing attempts .....	27, Alex Delton vs. Oklahoma (10/21/2017)
Had 30 or more rushing attempts .....	30, Jesse Ertz vs. Oklahoma State (11/5/2016)
Had 35 or more rushing attempts .....	35, Collin Klein vs. Texas A&M (11/12/2011)
Had 40 or more rushing attempts .....	42, Darren Sproles vs. Western Kentucky (9/4/2004)

### Yards

Rushed for 100 or more yards.....	103, Alex Barnes vs. South Dakota (9/1/2018)
Rushed for 150 or more yards.....	158, Alex Delton vs. UCLA (12/26/2017)
Rushed for 200 or more yards.....	220, John Hubert at Kansas (11/30/2013)
Rushed for 100 or more yards (QB).....	170, Jesse Ertz at TCU (12/3/2016)
Rushed for 150 or more yards (QB).....	170, Jesse Ertz at TCU (12/3/2016)
Had two 100-yard rushers.....	158, Alex Delton and 117, Alex Barnes vs. UCLA (12/26/2017)

Consec. 100-yard rushing games.....	2, Alex Barnes 117 vs. UCLA (12/26/2017) and 103 vs. South Dakota (9/1/2018)
-------------------------------------	--

Consec. 150-yard rushing games .....	2, Thomas Clayton 177 vs. Florida International (9/3/2005) and 152 at Marshall (9/10/2005)
--------------------------------------	--

Consec. 175-yard rushing games .....	2, Darren Sproles 273 vs. Missouri (11/22/2003) and 235 vs. Oklahoma (12/6/2003)
--------------------------------------	--

Consec. 200-yard rushing games .....	2, Darren Sproles 273 vs. Missouri (11/22/2003) and 235 vs. Oklahoma (12/6/2003)
--------------------------------------	--

Had a run of 50 or more yards .....	68 (TD), Alex Delton vs. UCLA (12/26/2017)
Had a run of 60 or more yards .....	68 (TD), Alex Delton vs. UCLA (12/26/2017)
Had a run of 70 or more yards .....	75 (TD), Alex Barnes vs. Oklahoma (10/21/2017)
Had a run of 80 or more yards .....	95 (TD), John Hubert vs. Missouri State (9/1/2012)
Had a run of 90 or more yards .....	95 (TD), John Hubert vs. Missouri State (9/1/2012)

### Touchdowns

Rushed for 3 or more touchdowns.....	3, Alex Delton vs. UCLA (12/26/2017)
Rushed for 4 or more touchdowns.....	4, Alex Barnes at Baylor (11/19/2016)
Rushed for 5 or more touchdowns.....	5, Collin Klein vs. Texas A&M (11/12/2011)
Had two players rush for two or more touchdowns.....	4, Alex Barnes and 2, Winston Dimel at Baylor (11/19/2016)

## K-STATE INDIVIDUAL PASSING

### Attempts

Had 30 or more pass attempts .....	30, Jesse Ertz at West Virginia (10/1/2016)
Had 35 or more pass attempts .....	41, Joe Hubener at Texas Tech (11/14/2015)
Had 40 or more pass attempts .....	41, Joe Hubener at Texas Tech (11/14/2015)
Had 45 or more pass attempts .....	48, Jake Waters vs. UCLA (1/2/2015)
Had 50 or more pass attempts .....	50, Collin Klein at Baylor (11/17/2012)

### Completions

Had 20 or more pass completions.....	20, Jesse Ertz vs. Texas (10/22/2016)
Had 25 or more pass completions.....	31, Jake Waters vs. UCLA (1/2/2015)
Had 30 or more pass completions.....	31, Jake Waters vs. UCLA (1/2/2015)
Had 35 or more pass completions.....	36, Josh Freeman at Oklahoma State (10/20/2007)

### Yards

Threw for 250 or more yards.....	333, Jesse Ertz vs. Central Arkansas (9/2/2017)
Threw for 300 or more yards.....	333, Jesse Ertz vs. Central Arkansas (9/2/2017)
Threw for 350 or more yards.....	400, Jake Waters at West Virginia (11/20/2014)
Threw for 400 or more yards.....	400, Jake Waters at West Virginia (11/20/2014)

Consec. 200-yard passing games.....	2, Joe Hubener 289 at Texas Tech (11/14/2015) and 216 vs. Iowa State (11/21/2015)
-------------------------------------	---

Consec. 250-yard passing games.....	5, Jake Waters 291 at TCU (11/8/2014); 400 at West Virginia (11/20/2014); 294 vs. Kansas (11/29/2014); 300 at Baylor (12/6/2014); 338 vs. UCLA (1/2/2015)
-------------------------------------	---

Consec. 300-yard passing games.....	2, Jake Waters 300 at Baylor (12/6/2014) and 338 vs. UCLA (1/2/2015)
-------------------------------------	--



# THE LAST TIME...

Had a pass of 50 or more yards.....	60 (TD), Skylar Thompson at Oklahoma St. (11/18/2017)
Had a pass of 60 or more yards.....	60 (TD), Skylar Thompson at Oklahoma St. (11/18/2017)
Had a pass of 70 or more yards.....	82 (TD), Jesse Ertz at Texas (10/7/2017)
Had a pass of 80 or more yards.....	82 (TD), Jesse Ertz at Texas (10/7/2017)
Had a pass of 90 or more yards.....	90 (TD), Jake Waters vs. Oklahoma (11/23/2013)

## Touchdowns

Threw 2 or more touchdowns.....	3, Skylar Thompson at Oklahoma State (11/18/2017)
Threw 3 or more touchdowns.....	3, Skylar Thompson at Oklahoma State (11/18/2017)
Threw 4 or more touchdowns.....	4, Jesse Ertz vs. Central Arkansas (9/2/2017)
Non-QB threw a touchdown pass.....	Alex Barnes (RB) vs. Iowa State (11/25/2017)

## Interceptions

Threw 3 or more interceptions.....	3, Collin Klein at Baylor (11/17/2012)
Threw 4 or more interceptions.....	4, Michael Bishop vs. Purdue (12/29/1998)
Threw 5 or more interceptions.....	5, Carl Straw vs. Iowa (9/10/1988)

## K-STATE INDIVIDUAL RECEIVING

### Receptions

Had 8 or more receptions.....	9, Dominique Heath at Iowa State (10/29/2016)
Had 10 or more receptions.....	13, Tyler Lockett and 10, Curry Sexton vs. UCLA (1/2/2015)
Had 12 or more receptions.....	13, Tyler Lockett vs. UCLA (1/2/2015)
Had 14 or more receptions.....	14, Tyler Lockett at Baylor (12/6/2014)

### Yards

Had 100 or more receiving yards.....	166, Byron Pringle at Oklahoma State (11/18/2017)
Had 125 or more receiving yards.....	166, Byron Pringle at Oklahoma State (11/18/2017)
Had 150 or more receiving yards.....	166, Byron Pringle at Oklahoma State (11/18/2017)
Had 175 or more receiving yards.....	196, Tyler Lockett at West Virginia (11/20/2014)
Had 200 or more receiving yards.....	278, Tyler Lockett vs. Oklahoma (11/23/2013)
Had two 100-yard receivers.....	121, Byron Pringle and 118, Isaiah Harris vs. UCA (9/2/2017)

Consec. 100-yard receiving games.....	3, Byron Pringle 126 at TCU (12/3/2016), 107 vs. Texas A&M (12/28/16) and 121 vs. UCA (9/2/2017)
Consec. 125-yard rushing games.....	2, Tyler Lockett 158 at Baylor (12/6/2014) and 164 vs. UCLA (1/2/2015)
Consec. 150-yard rushing games.....	2, Tyler Lockett 158 at Baylor (12/6/2014) and 164 vs. UCLA (1/2/2015)
Consec. 175-yard rushing games.....	2, Tyler Lockett 196 at TCU (11/8/2014) and 196 at West Virginia (11/20/2014)

Had a reception of 50 or more yards.....	60 (TD), Byron Pringle at Oklahoma St. (11/18/2017)
Had a reception of 60 or more yards.....	60 (TD), Byron Pringle at Oklahoma St. (11/18/2017)
Had a reception of 70 or more yards.....	82 (TD), Dalton Schoen at Texas (10/7/2017)
Had a reception of 80 or more yards.....	82 (TD), Dalton Schoen at Texas (10/7/2017)
Had a reception of 90 or more yards.....	90 (TD), Tyler Lockett vs. Oklahoma (11/23/2013)

## Touchdowns

Had 2 or more touchdown receptions.....	3, Byron Pringle at Oklahoma State (11/18/2017)
Had 3 or more touchdown receptions.....	3, Byron Pringle at Oklahoma State (11/18/2017)
Had two players with 2 or more touchdown receptions.....	2, Tyler Lockett and 2, Curry Sexton vs. Texas Tech (10/4/2014)

## K-STATE MISCELLANEOUS OFFENSE

Have two 100-yard rushers and a 100-yard receiver.....	Jesse Ertz (170 rush), Justin Silmon (133 rush) and Byron Pringle (126 rec) at TCU (12/3/2016)
Have a 100-yard rusher and two 100-yard receivers.....	Jake Waters (105 rush), Curry Sexton (128 rec) and Tyler Lockett (125 rec) vs. Texas Tech (10/4/2014)
Have a 100-yard rusher, 100-yard receiver and 300-yard passer.....	James Johnson (129 rush) Jordy Nelson (125 rec), Deon Murphy (106 rec) and Josh Freeman (320 pass) at NU (11/10/2007)
Have a player with 300 yards passing and 100 yards rushing.....	Michael Bishop (341 pass/101 rush) vs. Texas A&M (12/5/1998)
Have a player with 100 yards passing and rushing.....	Alex Delton (142 rush/144 pass) vs. Oklahoma (10/21/2017)
Have a player with 300 or more yards of total offense.....	368, Jesse Ertz (333 pass/35 rush) vs. Central Arkansas (9/2/2017)

Have a player with 400 or more yards of total offense.....	413, Jake Waters (400 pass/13 rush) at West Virginia (11/20/2014)
Have a player with 300 or more all-purpose yards.....	321, Tyler Lockett (196 rec/66 pr/59 kr) at West Virginia (11/20/2014)
Have a player with 6 or more touchdowns responsible for.....	7, Collin Klein (3 pass/4 rush) at West Virginia (10/20/2012)
Have a player with 4 or more touchdowns scored.....	4, Byron Pringle (3 rec, 1 KOR) at Oklahoma State (11/18/2017)

Game-winning TD with less than 1:00.....	0:00, S. Thompson to I. Zuber vs. Iowa St. (11/25/2017)
Game-winning TD in overtime.....	Byron Pringle at Texas Tech (11/4/2017)
Walk-off TD in overtime.....	Collin Klein vs. Texas A&M (11/12/2011)
<b>Two-point Conversion</b> .....	<b>Alex Barnes vs. South Dakota (9/1/2018)</b>
TD on an offensive fumble recovery.....	Tramaine Thompson (0 yds) vs. Texas A&M (11/12/2011)

## K-STATE TEAM DEFENSE

### Total Defense

Allow 250 or fewer total yards.....	168 (110 rush/58 pass), vs. Charlotte (9/9/2017)
Allow 200 or fewer total yards.....	168 (110 rush/58 pass), vs. Charlotte (9/9/2017)
Allow 150 or fewer total yards.....	129 (10 rush/119 pass), vs. Eastern Kentucky (9/3/2011)
Allow 100 or fewer total yards.....	53 (46 rush/5 pass), vs. Ball State (9/16/2000)

Allow 450 or more total yards.....	510 (85 rush/425 pass), at Oklahoma State (11/18/2017)
Allow 500 or more total yards.....	510 (85 rush/425 pass), at Oklahoma State (11/18/2017)
Allow 550 or more total yards.....	619 (209 rush/410 pass), vs. Oklahoma (10/21/2017)
Allow 600 or more total yards.....	619 (209 rush/410 pass), vs. Oklahoma (10/21/2017)

### Rushing Defense

<b>Allowed 100 or fewer rushing yards.....</b>	<b>77, vs. South Dakota (9/1/2018)</b>
Allowed 50 or fewer rushing yards.....	49, at Oklahoma State (10/3/2015)
Allowed 10 or fewer rushing yards.....	10, vs. Eastern Kentucky (9/3/2011)
Allowed negative rushing yards.....	-13, vs. Texas A&M (10/17/2009)

Allowed 250 or more rushing yards.....	254, vs. Arkansas (1/2/2016)
Allowed 300 or more rushing yards.....	331, vs. UCLA (1/2/2015)
Allowed 350 or more rushing yards.....	451 vs. Nebraska (10/7/2010)
Allowed 400 or more rushing yards.....	451 vs. Nebraska (10/7/2010)

### Rushing Touchdown Defense

Did not allow a rushing touchdown.....	vs. UCLA (12/26/2017)
Did not allow a rushing touchdown in consec. games.....	vs. Iowa State and UCLA (2017)

Allowed 3 or more rushing touchdowns.....	3, vs. Oklahoma (10/21/2017)
Allowed 4 or more rushing touchdowns.....	5, vs. Arkansas (1/2/2015)
Allowed 5 or more rushing touchdowns.....	5, vs. Arkansas (1/2/2015)

### Passing Defense

Allowed 200 or fewer passing yards.....	58, vs. Charlotte (9/9/2017)
Allowed 100 or fewer passing yards.....	58, vs. Charlotte (9/9/2017)
Allowed 50 or fewer passing yards.....	5, vs. Ball State (9/16/2000)

Allowed 350 or more passing yards.....	425, at Oklahoma State (11/18/2017)
Allowed 400 or more passing yards.....	425, at Oklahoma State (11/18/2017)
Allowed 450 or more passing yards.....	457, vs. Oklahoma State (11/5/2016)

### Passing Touchdown Defense

Did not allow a passing touchdown.....	vs. TCU (10/14/2017)
Did not allow a passing touchdown in consec. games.....	vs. South Dakota; at UTSA (2015)

Allowed 3 or more passing touchdowns.....	3, at Oklahoma State (11/18/2017)
Allowed 4 or more passing touchdowns.....	4, vs. West Virginia (11/11/2017)
Allowed 5 or more passing touchdowns.....	5, vs. Oklahoma State (11/5/2016)

### Tackles for Loss

Recorded 8 or more TFLs.....	9.0, at Kansas (10/28/2017)
Recorded 10 or more TFLs.....	11.0, at TCU (12/3/2016)
Recorded 11 or more TFLs.....	11.0, at TCU (12/3/2016)



# THE LAST TIME...

Recorded 12 or more TFLs .....	12.0, vs. Texas A&M (10/17/2009)
Recorded 13 or more TFLs .....	13.0, vs. Baylor (10/27/2007)
Recorded 14 or more TFLs .....	14.0, vs. Baylor (11/1/2003)
Did not have a TFL.....	at Iowa State (10/13/2012)

## Sacks

Recorded 4 or more sacks .....	4.0, at Oklahoma State (11/18/2017)
Recorded 6 or more sacks .....	6.0, vs. Louisiana Tech (9/19/2015)
Recorded 7 or more sacks .....	8.0, vs. Baylor (11/1/2003)
Recorded 8 or more sacks .....	8.0, vs. Baylor (11/1/2003)
Recorded 9 or more sacks .....	9.0, at Kansas (10/7/2000)
Did not have a sack .....	vs. UCLA (12/26/2017)

## Forced Turnovers

Recovered 3 or more fumbles .....	3, vs. Iowa State (11/21/2015)
Recovered 4 or more fumbles .....	4, vs. Iowa State (11/21/2015)
Recovered 5 or more fumbles .....	5, at Kansas (11/2/2002)

Intercepted 3 or more interceptions .....	3, at Baylor (11/19/2016)
Intercepted 4 or more interceptions .....	4, vs. Texas Tech (10/4/2014)
Intercepted 5 or more interceptions .....	5, vs. Texas (11/6/2010)

Forced 5 or more turnovers .....	6, at Kansas (11/30/2013)
Forced 6 or more turnovers .....	6, at Kansas (11/30/2013)

## First Downs Allowed

Allowed 15 or fewer first downs .....	14, vs. UCLA (12/26/2017)
Allowed 10 or fewer first downs .....	10, vs. Charlotte (9/9/2017)
Allowed 5 or fewer first downs .....	5, vs. North Texas (9/24/2005)

Allowed 25 or more first downs .....	30 (4r/23p/3pn), at Oklahoma State (11/18/2017)
Allowed 30 or more first downs .....	30 (4r/23p/3pn), at Oklahoma State (11/18/2017)
Allowed 35 or more first downs .....	35 (11r/23p/1pn), at Nebraska (11/10/2007)

## Team Defensive Miscellaneous

Scored a safety .....	at Louisiana (9/12/2009)
Scored two safeties .....	at Nebraska (11/12/2005)
Scored two safeties in one quarter .....	at Nebraska; 3rd quarter (11/12/2005)

## K-STATE INDIVIDUAL DEFENSE

### Tackles

Had 10 or more tackles .....	12, Jayd Kirby at Oklahoma State (11/18/2017)
Had 12 or more tackles .....	12, Jayd Kirby at Oklahoma State (11/18/2017)
Had 13 or more tackles .....	13, Jayd Kirby vs. Oklahoma (10/21/2017)
Had 14 or more tackles .....	14, D.J. Reed at Iowa State (10/29/2016)
Had 15 or more tackles .....	17, Charmeachaelle Moore vs. West Virginia (12/5/2015)

### Tackles for Loss

Had 3 or more tackles for loss .....	4.0, Jayd Kirby at Kansas (10/28/2017)
Had 4 or more tackles for loss .....	4.0, Jayd Kirby at Kansas (10/28/2017)
Had 5 or more tackles for loss .....	5.0, Ian Campbell vs. Illinois State (9/2/2006)

### Sacks

Had 2 or sacks .....	2.0, Will Geary vs. Baylor (9/30/2017)
Had 3 or sacks .....	3.5, Jordan Willis vs. Louisiana Tech (9/19/2015)
Had 4 or sacks .....	4.0, Chris Johnson at Missouri (11/18/2000)

### Interceptions

Intercepted 2 or more passes .....	2, Donnie Starks at Baylor (11/19/2016)
Intercepted 3 or more passes .....	3, Allen Chapman vs. Oklahoma State (11/3/2012)
Intercepted 4 or more passes .....	4, Jaime Mendez vs. Temple (9/26/1992)

### Pass Breakups

Had 3 or more pass breakups .....	4, Kevion McGee vs. South Dakota (9/1/2018)
Had 4 or more pass breakups .....	4, Kevion McGee vs. South Dakota (9/1/2018)
Had 5 or more pass breakups .....	6, Terence Newman at Oklahoma (9/29/2001)

## Fumbles

Forced 2 or more fumbles .....	3, Jayd Kirby at Kansas (10/28/2017)
Recovered 2 or more fumbles .....	2, Ian Campbell vs. Baylor (10/27/2007)

## Scoring

TD on an interception return .....	Duke Shelley (25 yards) at Texas Tech (11/4/2017)
TD on a fumble return .....	Kendall Adams (46 yards) vs. Charlotte (9/9/2017)
Safety via tackle in end zone.....	Steven Cline vs. Missouri (11/19/2005)

## K-STATE INDIVIDUAL SPECIAL TEAMS

### Kickoff Returns

Had 150 or more KOR yards .....	152, D.J. Reed at Kansas (10/28/2017)
Had 200 or more KOR yards .....	201, Morgan Burns vs. West Virginia (12/5/2015)

TD on a kickoff return.....	Byron Pringle (89 yds) at Oklahoma State (11/18/2017)
Had 2 or more KOR touchdowns.....	2, Brandon Banks (91 and 92 yds) vs. Tenn. Tech (9/26/2009)
Had KOR touchdowns in consec. games.....	2, Morgan Burns (93 yds) at Texas Tech and (100 yds) vs. Iowa State (2015)
Had a KOR touchdown to open a game.....	Morgan Burns (100 yds) vs. South Dakota (9/5/2015)

### Punt Returns

Had 75 or more punt return yards .....	97, Isaiah Zuber vs. South Dakota (9/1/2018)
Had 100 or more punt return yards .....	103, D.J. Reed vs. West Virginia (11/11/2017)
Had 125 or more punt return yards .....	143, Tyler Lockett vs. UTEP (9/27/2014)
Had 150 or more punt return yards .....	172, David Allen vs. Texas (9/18/1998)

### TD on a punt return.....

Isaiah Zuber (85 yds) vs. South Dakota (9/1/2018)	
Had punt return TDs in consec. games.....	2, Aaron Lockett (69 yds) vs. Louisiana Tech and (84 yds) vs. Ball State (2000)
Had punt return TDs in 3 consec. games.....	3, David Allen (63 yds) vs. Indiana State; (69 yds) vs. Northern Illinois; (93 yds) vs. Texas (1998)

### Field Goals/PATs

Had 3 or more field goals .....	4, Blake Lynch vs. South Dakota (9/1/2018)
Had 4 or more field goals .....	4, Blake Lynch vs. South Dakota (9/1/2018)
Had 5 or more field goals .....	5, Jamie Rheem at Texas (10/2/1999)
Game-winning FG with less than one minute ....	0:03 (42 yds), Jack Cantele vs. ISU (11/21/2015)

Made a 47-yd FG or longer.....	51, Matthew McCrane vs. TCU (10/14/2017)
Made a 48-yd FG or longer.....	51, Matthew McCrane vs. TCU (10/14/2017)
Made a 49-yd FG or longer.....	51, Matthew McCrane vs. TCU (10/14/2017)
Made a 50-yd FG or longer.....	51, Matthew McCrane vs. TCU (10/14/2017)
Made a 51-yd FG or longer.....	51, Matthew McCrane vs. TCU (10/14/2017)
Made a 52-yd FG or longer.....	54, Matthew McCrane at Texas (10/7/2017)
Made a 53-yd FG or longer.....	54, Matthew McCrane at Texas (10/7/2017)
Made a 54-yd FG or longer.....	54, Matthew McCrane at Texas (10/7/2017)
Made a 55-yd FG or longer.....	55, Jeff Snodgrass vs. North Texas (9/24/2005)

Made 5 or more PATs .....	5, Matthew McCrane vs. UCLA (12/26/2017)
Made 6 or more PATs .....	6, Matthew McCrane at Oklahoma State (11/18/2017)
Made 7 or more PATs .....	7, Matthew McCrane vs. Central Arkansas (9/2/2017)
Made 8 or more PATs .....	9, Matthew McCrane vs. Florida Atlantic (9/17/2016)

### Blocked Kicks/Onside Kick

Blocked an extra point .....	Jordan Willis at Oklahoma State (10/3/2015)
Blocked a field goal.....	Reggie Walker vs. Baylor (9/30/2017)
Blocked a punt.....	Jayd Kirby vs. Oklahoma State (11/5/2016)
Had 2 or more blocked kicks .....	2, Raphael Guidry (2 FGs) at Texas Tech (10/15/2011)
TD on blocked field goal.....	Kip Daily (65 yds) at Oklahoma State (10/5/2013)
TD on blocked punt return .....	Morgan Burns (0 yds) at Kansas (11/28/2015)
Defensive extra point .....	Nigel Malone (68-yd blocked XP return) vs. Arkansas (1/6/2012)
Recovered an onside kick .....	Jayd Kirby at Stanford (9/2/2016)

# THE LAST TIME...

## OPPONENT INDIVIDUAL RUSHING

### Attempts

Had 25 or more rushing attempts ..... 25, Wendell Smallwood, West Virginia (12/5/2015)  
Had 30 or more rushing attempts ..... 31, Brennan Clay, Oklahoma (11/23/2013)

### Yards

Rushed for 100 or more yards ..... 113, Justin Crawford, West Virginia (11/11/2017)  
Rushed for 150 or more yards ..... 185, Alex Collins, Arkansas (1/2/2016)  
Rushed for 200 or more yards ..... 248, DeAndre Washington, Texas Tech (11/14/2015)  
Had two 100-yard rushers ..... 124, Trevone Boykin and 121, Aaron Green, TCU (10/10/2015)

Had a run of 60 or more yards ..... 74 (TD), John Lovett, Baylor (9/30/2017)  
Had a run of 70 or more yards ..... 74 (TD), John Lovett, Baylor (9/30/2017)  
Had a run of 80 or more yards ..... 80 (TD), DeAndre Washington, Texas Tech (11/14/2015)  
Had a run of 90 or more yards ..... 91 (TD), David Thompson, Oklahoma State (11/18/1995)

### Touchdowns

Rushed for 3 or more touchdowns ..... 3, Patrick Mahomes, Texas Tech (10/8/2016)  
Rushed for 4 or more touchdowns ..... 4, Taylor Martinez, Nebraska (10/7/2010)  
Had two players rush for 2 or more TDs ... 2, Trevone Boykin and 2, Aaron Green, TCU (10/10/2015)

## OPPONENT INDIVIDUAL PASSING

### Attempts

Had 30 or more pass attempts ..... 56, Austin Simmons, South Dakota (9/1/2018)  
Had 40 or more pass attempts ..... 56, Austin Simmons, South Dakota (9/1/2018)  
Had 45 or more pass attempts ..... 56, Austin Simmons, South Dakota (9/1/2018)  
Had 50 or more pass attempts ..... 56, Austin Simmons, South Dakota (9/1/2018)

### Completions

Had 20 or more pass completions ..... 24, Austin Simmons, South Dakota (9/1/2018)  
Had 25 or more pass completions ..... 24, Austin Simmons, South Dakota (9/1/2018)  
Had 30 or more pass completions ..... 32, Mason Rudolph, Oklahoma State (11/18/2017)  
Had 40 or more pass completions ..... 45, Patrick Mahomes, Texas Tech (10/8/2016)

### Yards

Threw for 250 or more yards ..... 257, Austin Simmons, South Dakota (9/1/2018)  
Threw for 300 or more yards ..... 425, Mason Rudolph, Oklahoma State (11/18/2017)  
Threw for 350 or more yards ..... 425, Mason Rudolph, Oklahoma State (11/18/2017)  
Threw for 400 or more yards ..... 425, Mason Rudolph, Oklahoma State (11/18/2017)

Had a pass of 50 or more yards ..... 70 (TD), Devon Modster, UCLA (12/26/2017)  
Had a pass of 60 or more yards ..... 70 (TD), Devon Modster, UCLA (12/26/2017)  
Had a pass of 70 or more yards ..... 70 (TD), Devon Modster, UCLA (12/26/2017)  
Had a pass of 80 or more yards ..... 95 (TD), Carter Stanley, Kansas (11/26/2016)  
Had a pass of 90 or more yards ..... 95 (TD), Carter Stanley, Kansas (11/26/2016)

### Touchdowns

Threw 3 or more touchdowns ..... 3, Mason Rudolph, Oklahoma State (11/18/2017)  
Threw 4 or more touchdowns ..... 4, Will Grier, West Virginia (11/11/2017)

## OPPONENT INDIVIDUAL RECEIVING

### Receptions

Had 8 or more receptions ..... 11, Levi Falck, South Dakota (9/1/2018)  
Had 10 or more receptions ..... 11, Levi Falck, South Dakota (9/1/2018)  
Had 12 or more receptions ..... 13, Gary Jennings Jr., West Virginia (11/11/2017)  
Had 14 or more receptions ..... 15, Sterling Shepard, Oklahoma (10/18/2014)

### Yards

Had 100 or more receiving yards ..... 140, Levi Falck, South Dakota (9/1/2018)  
Had 150 or more receiving yards ..... 159, James Washington, Oklahoma State (11/18/2017)  
Had 200 or more receiving yards ..... 233, Steven Sims, Kansas (10/28/2017)  
Had two 100-yard receivers ..... 128, Jordan Lasley/119, Theo Howard, UCLA (12/26/2017)

### Touchdowns

Had 2 or more touchdown receptions ..... 2, James Washington, Oklahoma State (11/18/2017)  
Had 3 or more touchdown receptions ..... 3, Dede Westbrook, Oklahoma (10/15/2016)  
Had 2 players with 2 or more TD catches ..... Ka'Raun White (2) and David Sills V (2), WVU (11/11/2017)

## OPPONENT INDIVIDUAL DEFENSE

### Tackles

Had 10 or more tackles ..... 11, David Long Jr., West Virginia (11/11/2017)  
Had 12 or more tackles ..... 12, LaDarius Wiley, Vanderbilt (9/16/2017)  
Had 13 or more tackles ..... 13, J.J. Gaines, Texas Tech (11/14/2015)  
Had 14 or more tackles ..... 18, Bryce Hager, Baylor (10/12/2013)  
Had 15 or more tackles ..... 18, Bryce Hager, Baylor (10/12/2013)

### Tackles for Loss

Had 3 or more tackles for loss ..... 3.0, Tony Jones, Texas Tech (11/4/2017)  
Had 4 or more tackles for loss ..... 4.0, Bo Ruud, Nebraska (11/12/2005)

### Sacks

Had 2 or sacks ..... 2.0, Jacob Tuoti-Mariner, UCLA (12/26/2017)  
Had 3 or sacks ..... 3.0, Deon Hollins, UCLA (1/2/2015)  
Had 4 or sacks ..... 4.0, Mike Mamula, Boston College (12/25/1994)

### Interceptions/Pass Breakups

Intercepted 2 or more passes ..... 2, Zack Sanchez, Oklahoma (10/17/2015)  
Had 3 or more pass breakups ..... 3, Joejuan Williams, Vanderbilt (9/16/2017)  
Had 4 or more pass breakups ..... 4, Michael Thompson, Oklahoma (12/2/2000)

### Fumbles

Forced 2 or more fumbles ..... 2, Phillip Powell, South Dakota (9/1/2018)  
Recovered 2 or more fumbles ..... 2, Jacques Smith, Missouri (11/13/2010)

### Scoring

TD on an interception return ..... Alex Gray (25 yds), South Dakota (9/1/2018)  
TD on a fumble return ..... Antonio Coleman (34 yds), Auburn (9/1/2007)  
Safety via tackle in end zone ..... Kane Seeley, Iowa State (10/29/2016)

## OPPONENT INDIVIDUAL SPECIAL TEAMS

### Kickoff Returns

Had 125 or more KOR yards ..... 130, Shelton Gibson, West Virginia (11/20/2014)  
Had 150 or more KOR yards ..... 199, Tavon Austin, West Virginia (10/20/2012)  
TD on a kickoff return ..... Darryl Surgent (100 yds), Louisiana (9/7/2013)

### Punt Returns

Had 75 or more punt return yards ..... 93, Jarvis West, Iowa State (9/6/2014)  
Had 100 or more punt return yards ..... 103, Danny Amendola, Texas Tech (10/30/2004)  
TD on a punt return ..... Jarvis West (82 yds), Iowa State (9/6/2014)

### Field Goals

Had 3 or more field goals ..... 3, Josh Lambert, West Virginia (12/5/2015)  
Had 4 or more field goals ..... 4, Jonathan Barnes, Louisiana Tech (9/19/2015)  
Game-winning FG with less than one minute ..... 0:32 (37 yds), Ben Grogan, OSU (10/3/2015)

### Blocked Kicks/Onside Kick

Blocked an extra point ..... Myles Garrett, Texas A&M (12/28/2016)  
Blocked a field goal ..... Kyle Rose, West Virginia (11/20/2014)  
Blocked a punt ..... Jordan Sterns, Oklahoma State (11/1/2014)  
TD on blocked punt return ..... D.J. Adeoba (26 yds), Massachusetts (9/5/2009)  
Defensive extra point ..... Darrent Williams (85-yd blocked XP return), Oklahoma St. (10/12/2002)  
Recovered an onside kick ..... Kansas (11/26/2016)



/// QUICK FACTS ///

Capacity .....	50,000
Surface .....	AstroTurf RootZone Trionic 3D
All-Time Record .....	195-114-3 (.630)
Record as Bill Snyder Family Stadium .....	62-22 (.738)
Longest Winning Streak .....	25
Began .....	Oct. 26, 1996 (42-35 win vs. Oklahoma)
Snapped .....	Oct. 14, 2000 (41-31 loss to Oklahoma)
Winning Seasons .....	34
Undefeated Seasons .....	6 (1992, 1993, 1997, 1998, 1999, 2012)
Most Home Games .....	8 (2002, 2003, 2006, 2013)
Most Home Victories .....	7 (1998, 1999, 2002, 2003, 2012)
First Game .....	Sept. 21, 1968
	21-0 win vs. Colorado State
First Game as Bill Snyder Family Stadium .....	Nov. 19, 2005
	36-28 win vs. Missouri
Record Attendance .....	53,811
	29-28 win vs. Nebraska; Nov. 11, 2000

/// LARGEST CROWDS ///

1. Nebraska – Nov. 11, 2000 .....	53,811
2. Oklahoma State – Nov. 1, 2014 .....	53,746
3. TCU – Oct. 10, 2015 .....	53,671
4. Louisiana Tech – Sept. 19, 2015 .....	53,671
5. Kansas – Nov. 29, 2014 .....	53,439
6. North Dakota State – Aug. 30, 2013 .....	53,351
7. Oklahoma – Oct. 16, 2004 .....	53,310
8. Iowa State – Nov. 21, 2015 .....	53,297
South Dakota – Sept. 5, 2015 .....	53,297
10. Louisiana – Sept. 7, 2013 .....	53,073
11. Auburn – Sept. 18, 2014 .....	53,046
12. Oklahoma – Oct. 14, 2000 .....	53,011
13. Massachusetts – Sept. 14, 2013 .....	52,958
14. West Virginia – Dec. 5, 2015 .....	52,918
15. UTEP – Sept. 27, 2014 .....	52,899
16. West Virginia – Oct. 26, 2013 .....	52,898
17. Texas – Oct. 25, 2014 .....	52,879
18. Oklahoma – Oct. 17, 2015 .....	52,867
19. Stephen F. Austin – Aug. 30, 2014 .....	52,830
20. Baylor – Oct. 12, 2013 .....	52,803
21. Oklahoma – Nov. 23, 2013 .....	52,803
22. Texas Tech – Oct. 4, 2014 .....	52,726
23. TCU – Nov. 16, 2013 .....	52,697
24. Kansas – Nov. 26, 2016 .....	52,637
25. Iowa State – Nov. 2, 2013 .....	52,542

# BILL SNYDER FAMILY STADIUM

51<sup>ST</sup> YEAR – 1968-2018



Renamed in honor of legendary head football coach Bill Snyder by a proclamation of the Kansas Board of Regents on Nov. 16, 2005, Bill Snyder Family Stadium is hosting its 51st season of Wildcat football this fall.

Originally named KSU Stadium, the facility was built at a cost of \$1.6 million and financed from student fees, athletics gate receipts and contributions. The stadium opened its doors Sept. 21, 1968, with a 21-0 shutout of Colorado State. The original seating capacity was set at 35,000, and an expansion in the summer of 1970 added 4,000 permanent bleachers on the east side and 3,000 temporary bleachers on the west side.

Following the 1998 season, the addition of a deck and sky suites on the east side of the stadium increased capacity to more than 50,000. On Nov. 11, 2000, 53,811 fans witnessed Kansas State's 29-28 win over Nebraska. It remains the largest crowd ever to witness a sporting event in the state of Kansas.

Multi-million dollar upgrades to the Vanier Sports Complex were complete in 2006, including the installation of new video and message boards, including a 23' X 61' ProStar VideoPlus display in the south end zone in 2006.

Bill Snyder Family Stadium's most recent changes include a \$75 million project to construct the West Stadium Center in 2013, while the most recent change is the new Vanier Football Complex, with full completion in time for the 2016 season. Prior to the 2018 season, K-State replaced its playing surface as it installed AstroTurf's newest product – RootZone Trionic 3D – becoming the first Division I football program in the country to install the product. Additionally, the east side club was renovated at the cost of \$1.75 million.

