



2019 TEXAS A&M FOOTBALL

GAME 8 | MISSISSIPPI STATE | SATURDAY, OCT. 26, 2019

GAME TIME: 11 a.m. CT | SITE: Kyle Field | TV: SEC Network



TWITTER: @AGGIEFOOTBALL

///

INSTAGRAM: @AGGIEFOOTBALL

///

FACEBOOK: /AGGIEFOOTBALL

///

#GIGEM

2019 SCHEDULE

AUG
29

TEXAS STATE

W, 41-7 | 7:30 p.m. | SEC Network
Kyle Field, College Station, Texas

SEP
7

at No. 1 CLEMSON

L, 10-24 | 2:30 p.m. | ABC
Memorial Stadium, Clemson, S.C.

SEP
14

LAMAR

W, 62-3 | 6:00 p.m. | ESPNU
Kyle Field, College Station, Texas

SEP
21

No. 8 AUBURN

L, 20-28 | 2:30 p.m. | CBS
Kyle Field, College Station, Texas

SEP
28

vs. ARKANSAS

W, 31-27 | 11 a.m. | ESPN
AT&T Stadium, Arlington, Texas

OCT
12

No. 1 ALABAMA

L, 47-28 | 2:30 p.m. | CBS
Kyle Field, College Station, Texas

OCT
19

at OLE MISS

W, 24-17 | 6:30 p.m. | SEC Network
Vaught-Hemingway Stadium, Oxford, Miss.

OCT
26

MISSISSIPPI STATE

11 a.m. | SEC Network
Kyle Field, College Station, Texas

NOV
2

UTSA

TBD | TBD
Kyle Field, College Station, Texas

NOV
16

SOUTH CAROLINA

TBD | TBD
Kyle Field, College Station, Texas

NOV
23

at GEORGIA

TBD | TBD
Sanford Stadium, Athens, Ga.

NOV
30

at LSU

TBD | TBD
Tiger Stadium, Baton Rouge, La.



MISSISSIPPI ST. BULLDOGS

2019 TEAM RECORD: 3-4

2019 CONFERENCE RECORD: 1-3 (SEC)

RANKING: AP: NR / Coaches: NR

LAST GAME: Oct. 19
#2 LSU 36, Mississippi State 13

HEAD COACH: Joe Moorhead (Fordham '96)
Overall Record..... 49-21 (6th Season)
at Mississippi State..... 3-8 (2nd Season)
vs. Texas A&M 1-0



TEXAS A&M AGGIES

2019 TEAM RECORD: 4-3

2019 CONFERENCE RECORD: 2-2 (SEC)

RANKING: AP: RV / Coaches: RV

LAST GAME: Oct. 19
Texas A&M 24, Ole Miss 17

HEAD COACH: Jimbo Fisher (Salem Univ. '90)
Overall Record..... 96-30 (10th Season)
at Texas A&M 13-7 (2nd Season)
vs. Mississippi State 0-1













WHAT TO WATCH FOR #MSUvsTAMU:

- The Aggies look to turn things around in the series with Mississippi State ... A&M has dropped three straight to the Bulldogs, who lead the series 7-5.
- Eleven of the Aggies' 26 touchdowns have been scored by true freshmen: TE Jalen Wydermyer (4), RB Isaiah Spiller (4) and WR Ainias Smith (3).
- Wydermyer and Smith are the highest scoring freshman receiving duo in the nation with seven touchdowns between them.
- Juniors Dan Moore Jr. and Kellen Mond will be making their 21st consecutive starts on Saturday vs. Mississippi State.
- Junior QB Kellen Mond is climbing the all-time winningest QB list at A&M and is currently tied with Stephen McGee for eighth with an 18-9 record.
- Mond needs two passing TDs to be tied for fourth on A&M's career list with Corey Pullig (92-95) ... He enters the Mississippi State game with 45 passing TDs.
- Mond needs seven pass attempts to reach 900 career pass attempts ... He would be the fourth player in school history to reach the milestone.
- Junior WR Quartney Davis needs 31 receiving yards to reach 1,000 for his career ... He needs two receiving TDs to crack A&M's all-time top 10.
- Sophomore PK Seth Small needs one field goal to enter the top 10 all-time at A&M ... He enters the Mississippi State game in 11th with 31 career makes and has sent a FG through the uprights in 13 straight games.
- Texas A&M has scored double-digit points in 47 games.

QUICK HITS

- Junior LB Buddy Johnson's 62-yard fumble return for a touchdown positioned the Aggies for victory and marked A&M's longest fumble return for a TD since the 2004 season.
- Johnson made it back-to-back games with double-digit tackles after making a career-high 11 against Alabama and tallying 10 takedowns at Ole Miss.
- Johnson was named SEC Defensive Player of the Week for his outstanding play against Ole Miss ... He's the first Aggie this season to garner a league weekly honor.
- The Aggies have seen two true freshmen record multi-touchdown games this season after Jalen Wydermyer caught a pair of TD passes against Alabama and Isaiah Spiller rushed for a pair against Lamar.
- Junior QB Kellen Mond became the sixth Aggie QB to reach the 6,000-yard mark in career passing yards ... He currently ranks fifth all-time with 6,251.
- Mond's 16 completions at Ole Miss allowed him to surpass 500 completions for his career, which has been accomplished by only four other Texas A&M signal callers (Jerrod Johnson, Johnny Manziel, Corey Pullig and Kevin Murray).
- Mond has passed and rushed for a touchdown in the same game 11 times in his career, more than any other SEC starting quarterback at their current institution.
- On Aug. 20, junior linebacker Braden White was named the 12th Man, succeeding Cullen Gillaspia, who held the prestigious honor for the last three seasons.

2019 SCHEDULE BREAKDOWN

| | | |
|---|--|---|
|  | TEXAS STATE Thursday, Aug. 29 7:30 p.m. Kyle Field, College Station, Texas W, 41-7 TV: SEC Network | A&M moved to 3-0 against the Bobcats, holding them to just 8 yards rushing while countering with 478 yards of total offense ... Five different players scored a TD ... J. Corbin and I. Spiller each ran for 100+ yds ... A&M defense had four INTs in the game. |
|  | at No. 1 Clemson Saturday, Sept. 7 2:30 p.m. Memorial Stadium, Clemson, S.C. L, 10-24 TV: ABC | The series with Clemson evened to three wins apiece ... Underclassmen D. Richardson and T. Johnson led the A&M defense with career highs in tackles ... A&M again dominated the fourth quarter against the Tigers, but the damage was done in the second. |
|  | LAMAR Saturday, Sept. 14 6:00 p.m. Kyle Field, College Station, Texas W, 62-3 TV: ESPNU | The Aggies rolled to 633 total yards, while limiting Lamar to 197, including just 75 via the air ... Seven different players scored TDs, five by rush and three by pass ... I. Spiller logs 2nd 100-yard rushing game ... J. Ausbon tallies first 100-yard receiving game since 2017 bowl game. |
|  | AUBURN Saturday, Sept. 21 2:30 p.m. Kyle Field, College Station, Texas L, 20-28 TV: CBS | K. Mond threw for over 300-yards for the fifth time in his career with 335 and two TDs ... J. Ausbon made it back-to-back games with triple-digit receiving yards, tallying 111 ... A&M allowed its opponent to score in the first quarter for the first time this season, but outscored the Tigers 17-7 in the fourth quarter. |
|  | vs. Arkansas Saturday, Sept. 28 11 a.m. AT&T Stadium, Arlington, Texas W, 31-27 TV: ESPN | A&M earned its eighth straight victory against Arkansas, the longest win streak in the series for the Aggies ... The defense had 6.0 tackles for 24 yards lost, keeping Arkansas under 100 yards rushing ... K. Mond threw three TD passes, two to Q. Davis ... S. Small made the third 50-yarder of his career seal the win. |
|  | ALABAMA Saturday, Oct. 12 2:30 p.m. Kyle Field, College Station, Texas L, 47-28 TV: CBS | The Aggies saw another top performance from their true freshmen as J. Wydermyer scored a pair of TDs and D. Richardson notched the first double-digit tackle game of his career ... A&M had a strong start, but Alabama took advantage of miscues to pull ahead. |
|  | at Ole Miss Saturday, Oct. 19 6:30 p.m. Vaught-Hemingway Stadium, Oxford, Miss. W, 24-17 TV: SEC Network | A&M used its longest fumble return for a TD since the 2004 season to position itself for its third straight win over Ole Miss. B. Johnson had the scoop and score, leading the defense with 10 tackles. K. Rogers and I. Spiller added a TD through the air and on the ground, respectively. |
|  | MISSISSIPPI STATE Saturday, Oct. 26 11 a.m. Kyle Field, College Station, Texas TV: SEC Network | Series record: Mississippi State leads 7-5 |
|  | UTSA Saturday, Nov. 2 TBA Kyle Field, College Station, Texas TV: TBA | Series record: Texas A&M leads 1-0 |
|  | SOUTH CAROLINA Saturday, Nov. 16 TBA Kyle Field, College Station, Texas TV: TBA | Series record: Texas A&M leads 5-0 |
|  | at Georgia Saturday, Nov. 23 TBA Sanford Stadium, Athens, Ga. TV: TBA | Series record: Texas A&M leads 3-2 |
|  | at LSU Saturday, Nov. 30 TBA Tiger Stadium, Baton Rouge, La. TV: TBA | Series record: LSU leads 33-21-3 |



SETTING THE SCENE:

TEXAS A&M VS. MISSISSIPPI STATE

KICKOFF: 11 a.m. CT

SITE: Kyle Field - College Station, Texas
(capacity: 102,733)

RANKINGS:

Texas A&M: RV (AP) | RV (Coaches)
Mississippi State: NR (AP) | NR (Coaches)

TELEVISION:

SEC Network (National)
Dave Neal, play-by-play
D.J. Shockley, analyst
Dawn Davenport, sideline

RADIO:

Sirius: 137 **XM:** 190 **Internet:** 961

Texas A&M Radio Network (Regional)

The Texas A&M Radio Network provides coverage via nearly 60 stations across the state of Texas. For a complete list of affiliates, please go to 12thMan.com.

Andrew Monaco, play-by-play
Dave Elmendorf, analyst
Will Johnson, sideline

Texas A&M Spanish Network (Regional)

Texas A&M's Spanish broadcast can be heard in College Station on La Jefa 102.7 or a stream of the broadcast can be found on 12thMan.com and the TuneIn app.

Pedro Vela Almaguer, play-by-play
Noel Orellana, analyst

SERIES vs. MISSISSIPPI STATE:

Mississippi State leads 7-5

| | | |
|-------------|-----------------|----------|
| 10//27/2018 | Starkville | L, 13-28 |
| 10/28/2017 | College Station | L, 14-35 |
| 11/5/2016 | Starkville | L, 28-35 |
| 10/3/2015 | College Station | W, 30-17 |
| 10/4/2014 | Starkville | L, 31-48 |
| 11/9/2013 | College Station | W, 51-41 |
| 11/3/2012 | Starkville | W, 38-13 |
| 12/31/2000 | Shreveport, La. | L, 41-43 |
| 10/9/1937 | Tyler, Texas | W, 14-0 |
| 11/25/1915 | College Station | L, 0-7 |
| 11/1/1913 | Dallas | L, 0-6 |
| 11/28/1912 | College Station | W, 41-7 |

TEXAS A&M-MISSISSIPPI STATE CONNECTIONS

- Texas A&M offensive coordinator Darrell Dickey was the QBs and RBs coach at Mississippi State for the 1990 season.
- Texas A&M's cornerbacks coach Maurice Linguist was the safeties coach at Mississippi State in 2016.
- Mississippi State CB coach, Terrell Buckley, was on Jimbo Fisher's staff at Florida State from 2007-11 was OC/HC.

DUAL THREAT MOND

- Junior QB Kellen Mond is one of four Power 5 players with more than 6,000 career passing yards and 1,000 career rushing yards (all games at P5 school). Mond has passed for 6,251 and rushed for 1,090 in 31 career games at Texas A&M.

*POWER 5 6000 PASS / 1000 RUSH QBS

| | | |
|-------------------------------|-------|-------|
| Jalen Hurts, Alabama/Oklahoma | 7,700 | 2,681 |
| Sam Ehlinger, Texas | 7,264 | 1,185 |
| Brian Lewerke, Michigan St. | 6,810 | 1,039 |
| Kellen Mond, Texas A&M | 6,251 | 1,090 |

*All seasons at Power 5 school

WYDERMYER MAKES IMPACT

- After a two-touchdown performance against No. 1 Alabama, true freshman TE Jalen Wydermyer already owns Texas A&M's freshman receiving touchdowns record for tight ends scoring four TDs through just his first six games in the Maroon and White.
- Wydermyer is tied for second nationally in receiving TDs by a freshman with four so far this season ... He and classmate Aini Smith combine to lead all freshmen nationally in receiving touchdowns (7).

SINGLE SEASON TE TOUCHDOWNS LEADERS (TEXAS A&M)

| RK. | PLAYER | TDS | YEAR |
|-----|-------------------|-----|------|
| 1. | Jace Sternberger | 10 | 2018 |
| 2. | Rod Bernstine | 5 | 1986 |
| | Jamie McCoy | 5 | 2008 |
| 3. | Rich Siler | 4 | 1982 |
| | James McKeenan | 4 | 1993 |
| | Derrick Spiller | 4 | 1997 |
| | Greg Porter | 4 | 2002 |
| | Martellus Bennett | 4 | 2007 |
| | Jalen Wydermyer | 4 | 2019 |

TOUGH SCHEDULE

- Texas A&M faces one of the most challenging schedules in the nation in 2019, taking on a pair of No. 1 teams and four opponents that are currently ranked in the AP top 10.
- The Aggies have already travelled to top-ranked and defending national champion Clemson in Week 2, and faced No. 8 Auburn and No. 1 Alabama at home ... They will close out the year at No. 10 Georgia and No. 2 LSU.
- A&M, along with SEC foe South Carolina, are the first schools to see preseason AP Nos. 1-3 on their schedule since Missouri in 1975.
- Entering the season, only three schools in the history of college football have been slated to face the top three teams in the country heading into the season (Northwestern '68, Minnesota '72, Missouri '75) ... Missouri and South Carolina, after a 20-17 win over No. 3 Georgia this season, are the only teams to win in this scenario.
- A&M became the fifth school since the AP poll began in 1936 to face the No. 1 team in the nation twice in a season in two different seasons, after also doing so in 1970 ... The game against No. 1

Alabama marked the 28th time a school has faced the top-ranked team twice in a season.

- The Aggies have a history of putting together a challenging slate as they have had one of the 10 toughest schedules in the country by season's end seven times since 2002.
- The 2018 season marked the fourth time since 2002 that A&M has played the toughest schedule in the country.

SPILLER IMPRESSES EARLY

- Freshman RB Isaiah Spiller had an impactful start to his collegiate campaign, notching a pair of 100-yard rushing games and a multi-touchdown game in his first three games.
- Spiller finished the Lamar game with a career-high 116 rushing yards, out-doing his 106-yard performance against Texas State ... He is the only Aggie true freshman to have two 100-yard rushing performances in the first three games of the season ... Redshirt freshman Greg Hill reached the 100-yard mark in each of the first two games of the '91 campaign.
- Spiller became the first freshman running back with multiple rushing touchdowns in a game since Trayveon Williams on Sept. 24, 2016 against Arkansas.
- His 85-yard breakaway in the season opener marked the longest run by a freshman in their debut and tied for the 10th longest rush in a game all-time at A&M, fourth longest by a freshman.

BIGGEST GOONS EVER

- Known as the Maroon Goons since 2012, the Aggies' 2019 starting offensive line collectively tip the scales at 1,591 pounds, or 318.2 pounds per goon. They are the heaviest starting five in school history, just ahead of last year's group that weighed 318.0 per player.

SEC ERA MAROON GOONS

| | |
|------|--------|
| 2019 | *318.2 |
| 2018 | 313.0 |
| 2017 | 310.0 |
| 2016 | 311.0 |
| 2015 | 308.0 |
| 2014 | 312.0 |
| 2013 | 305.2 |
| 2012 | 308.4 |

*Heaviest starting five in school history

STARTING GOONS BY WEIGHT

| | | |
|-----------------|---------------|-------|
| OG | Kenyon Green | 330 |
| LT | Dan Moore Jr. | 325 |
| OG | Jared Hocker | 323 |
| RT | Carson Green | 315 |
| C | Colton Prater | 298 |
| Combined weight | | 1,591 |

FRESH FACES

- In the season opener against Texas State, 17 Aggies made their collegiate debut ... A&M saw nine true freshmen, three redshirt freshmen and a pair of transfers hit the field.
- So far this season, 15 true freshmen have seen the field ... RG Kenyon Green and S Demani Richardson have started all six games, while TE Jalen Wydermyer has made four starts, RB Isaiah Spiller has made two, and DL DeMarvin Leal and S Brian Williams have each made one.
- A&M has seen two true freshmen notch multi-touchdown games this season after Spiller rushed for a pair against Lamar and Wydermyer caught a pair of TD passes against Alabama.
- Richardson has been a key contributor on defense so far this season for A&M, leading the team in tackles against Clemson (8) and Alabama (11).
- In the season opener, WR Caleb Chapman, LB Anthony Hines III, DT Bobby Brown III, DE Tyree Johnson all joined the starting lineup for the first time in their career ... RB Jacob Kibodi, TE Glenn Beal and DB Elijah Baldes have also made their debut as starters this season.
- A&M has the second fewest seniors on its roster this season with six (five scholarship, one walk-on), trailing only Virginia Tech which has five ... No other SEC school has 10-or-fewer seniors on its roster.

RECORD WATCH

CAREER PASS COMPLETIONS

| | | |
|---|-------------------------|-----|
| 1 | Jerrold Johnson (07-10) | 650 |
| 2 | Johnny Manziel (12-13) | 595 |
| 3 | Corey Pullig (92-95) | 560 |
| 4 | Kevin Murray (83-86) | 534 |
| 5 | Kellen Mond (17-p) | 512 |
| 6 | Stephen McGee (05-08) | 485 |
| 7 | Ryan Tannehill (08-11) | 484 |
| 8 | Reggie McNeal (02-05) | 478 |

CAREER PASS ATTEMPTS

| | | |
|---|-------------------------|-------|
| 1 | Jerrold Johnson (07-10) | 1,109 |
| 2 | Corey Pullig (92-95) | 992 |
| 3 | Kevin Murray (83-86) | 926 |
| 4 | Kellen Mond (17-p) | 893 |
| 5 | Reggie McNeal (02-05) | 875 |
| 6 | Johnny Manziel (12-13) | 863 |

CAREER PASS YARDS

| | | |
|---|-------------------------|-------|
| 1 | Jerrold Johnson (07-10) | 8,011 |
| 2 | Johnny Manziel (12-13) | 7,820 |
| 3 | Reggie McNeal (02-05) | 6,992 |
| 4 | Corey Pullig (92-95) | 6,846 |
| 5 | Kevin Murray (83-86) | 6,506 |
| 6 | Kellen Mond (17-p) | 6,251 |

CAREER PASS TDS

| | | |
|---|-------------------------|----|
| 1 | Jerrold Johnson (07-10) | 67 |
| 2 | Johnny Manziel (12-13) | 63 |
| 3 | Kevin Murray (83-86) | 48 |
| 4 | Corey Pullig (92-95) | 47 |
| 5 | Kellen Mond (17-p) | 45 |
| 6 | Reggie McNeal (02-05) | 44 |
| 7 | Ryan Tannehill (08-11) | 42 |

CAREER RECEPTIONS

| | | |
|---|---------------------------|-----|
| 6 | Uzoma Nwachukwu (09-12) | 152 |
| 7 | Mike Evans (12-13) | 151 |
| 8 | Malcome Kennedy (11-14) | 150 |
| 9 | Jhamon Ausbon (17-p) | 123 |
| | Ricky Seals-Jones (13-16) | 123 |

CAREER RECEIVING YARDS

| | | |
|----|-------------------------|-------|
| 10 | Ryan Tannehill (08-11) | 1,596 |
| 11 | Tony Harris (90-93) | 1,576 |
| 12 | Malcome Kennedy (11-14) | 1,554 |
| 13 | Albert Connell (95-96) | 1,525 |
| 14 | Jhamon Ausbon (17-p) | 1,499 |

CAREER RECEIVING TDS

| | | |
|----|------------------------|----|
| 9 | Tony Harrison (90-93) | 14 |
| 10 | Albert Connell (95-96) | 13 |
| 11 | Chad Schroeder (03-06) | 12 |
| 12 | Quartney Davis (17-p) | 11 |
| | Bethel Johnson (99-02) | 11 |
| | Jeff Nelson (82-85) | 11 |
| | Don Jones (80-83) | 11 |

CAREER FIELD GOALS MADE

| | | |
|----|--------------------------|-------|
| 10 | Alan Smith (80-84) | 32-51 |
| 11 | Seth Small (18-p) | 31-43 |
| 12 | Terence Kitchens (98-00) | 30-41 |

AGGIE GRADS

- Six Aggies on the 2019 roster have already earned their degree.
- Seniors Braden Mann, Larry Pryor and Roney Elam walked across the graduation stage last May, while classmate Colton Prater graduated in August of this year.
- Juniors Braden White and Micheal Clemons earned their degrees in August.

THE 12TH MAN

- Junior LB Braden White was named the 12th Man by head coach Jimbo Fisher on August 20.
- The Florence, Alabama, native appeared in 18 games over the last two years, playing primarily on special teams ... He earned the Top Conditioned Athlete Award following the 2018 season and was named Defensive Scout MVP at the annual team banquet following his redshirt season in 2016.
- White recently graduated in August, earning his degree from the College of Business.
- Texas A&M's famous 12th Man tradition dates back to 1922 when student E. King Gill came out of the stands in the Dixie Classic in Dallas at the request of legendary head coach Dana X. Bible because of injuries to his football team ... Gill never entered the game but "stood ready" in the Aggies' 22-14 win over the powerhouse Centre College Praying Colonels.
- In honor of the tradition, the Texas A&M student body "stands ready" to show their support of their team on the field.
- The 12th Man Kickoff Team tradition was started in 1982 by then-head coach Jackie Sherrill after being inspired by watching students build the famous Aggie Bonfire. "I knew that I could find, out of 40-some-odd thousand students, 11 guys that would cover kickoffs, but have no regard for their body and be tough as nails," Sherrill said. (Source: MyAggieNation.com) Beginning in 1991, a single 12th Man was chosen to represent the study body on the kickoff unit.

12TH MAN STARTS

| NAME | GAMES | SEASONS |
|------------------|-------|---------|
| Sam Moeller | 39 | 2012-15 |
| Cullen Gillaspia | 39 | 2016-18 |
| Nick Lamantia | 30 | 2006-08 |
| John Ray | 23 | 2004-05 |
| C.J. Jones | 21 | 2010-12 |
| Eric Stanford | 17 | 1999-01 |

MANN AMONG BOYS

- Braden Mann became Texas A&M's first winner of the Ray Guy Award after leading the FBS in gross punting and solidifying himself in the NCAA record books in three categories last season.
- A unanimous All-American and the 2018 SEC Special Teams Player of the Year, Mann averaged 50.98 yards per punt, the best mark in college football history by nearly a yard (min. 36 punts).

- Mann owns the NCAA record for the most 60-or-more yard punts in a single season as 14 of his 50 punts in 2018 travelled 60-or-more yards, including a career-long 82-yarder against Kentucky.
- At No. 1 Alabama, Mann broke the NCAA record with the highest gross punt average in a single game at 60.8 on five boots, breaking the record of 60.4 that was originally set by BYU's Lee Johnson vs. Wyoming, in 1983, and matched by Quinn Sharp of Oklahoma State vs. Nebraska in 2010.
- Texas A&M led the FBS with a 44.74 net punting average in 2018 ... No team in the FBS since BYU in 1983 averaged 45.0-or-more net yards per punt for a full season.
- In 2018, only 21 of Mann's boots were returned for a total of 132 yards, with the longest return, a 32-yarder by South Carolina's Bryan Edwards, saw Mann force a fumble that was recovered by the Aggies.
- Texas A&M is #PunterU and counts long-time NFL standouts Shane Lechler (9-time NFL All-Pro), Yale Lary (NFL Hall of Fame) and Steve O'Neal (NFL record 98-yard punt in 1969) among its alumni.

TEXAS A&M SEASON PUNT AVERAGE

| RK. PLAYER | NO.-YDS | AVG. | YEAR |
|------------------|----------|------|------|
| 1. Braden Mann | 50-2,549 | 51.0 | 2018 |
| 2. Drew Kaser | 60-2,848 | 47.5 | 2015 |
| 3. Drew Kaser | 44-2,085 | 47.4 | 2013 |
| 4. Shane Lechler | 56-2,631 | 47.0 | 1997 |

A WINNER

Head coach Jimbo Fisher, one of five active head coaches to win the national championship, and ranks as the fourth-winningest active head coach in FBS.

WINNINGEST FBS HEAD COACHES (BY PCT.)

(Minimum 5 seasons)

| RK HEAD COACH | YR. | REC. | PCT. |
|-------------------------------|------|----------|------|
| 1. Chris Petersen, Washington | 14th | 139-33-0 | .808 |
| 2. Dabo Swinney, Clemson | 12th | 116-30-0 | .795 |
| 3. Nick Saban, Alabama | 24th | 232-63-1 | .784 |
| 4. JIMBO FISHER, TEXAS A&M | 10th | 96-30-0 | .760 |
| 5. David Shaw, Stanford | 9th | 82-26-0 | .759 |

125 YEARS OF AGGIE FOOTBALL

- The 2019 season marks a milestone in Texas A&M Football history. Texas A&M University celebrates 125 years of Aggie Football throughout the upcoming season, recalling great moments and honoring those that have helped the program become what it is today.
- Since the first team in 1894, Texas A&M and its legendary 12th Man have emerged as one of the winningest programs in college football history with three of its teams being recognized as National Champions, earning 18 conference championships, tallying nine undefeated seasons and producing two Heisman Trophy winners.
- Voting to determine the "Greatest Moment" in Texas A&M Football history wrapped on 12thMan.com in mid-August. Thousands of votes were cast in a 32-moment bracket on

the online home of Texas A&M Athletics as the 1999 Bonfire Game was crowned the Greatest Moment by the fans.

- Many of the Aggies involved in the Greatest Moments of Aggie Football bracket will be spotlighted as a part of the pageantry of game day at Kyle Field this season.
- A commemorative 125 Years of Texas A&M Football logo has been developed which will be on the helmet of the 2019 Aggies, featured at the 25-yard lines of Kyle Field throughout the 2019 season and will adorn the entrance to the Aggies' locker room.
- Limited edition souvenir stadium cups will be sold at Kyle Field featuring great moments in Texas A&M Football history, including the first-ever touchdown scored by the 12th Man and the Aggies' epic seven-overtime victory over No. 8 LSU to end the 2018 regular season.

2019 SEC STANDINGS

| EAST | SEC | ALL |
|----------------------|-----------|-----|
| Florida | 4-1 | 7-1 |
| Georgia | 3-1 | 6-1 |
| Missouri | 2-1 | 5-2 |
| South Carolina | 2-3 | 3-4 |
| Tennessee | 1-3 | 2-5 |
| Vanderbilt | 1-3 | 2-5 |
| Kentucky | 1-4 | 3-4 |

| WEST | SEC | ALL |
|----------------------------|------------------|------------|
| Alabama | 4-0 | 7-0 |
| LSU | 3-0 | 7-0 |
| Auburn | 3-1 | 6-1 |
| TEXAS A&M | 2-2 | 4-3 |
| Ole Miss | 2-3 | 3-5 |
| Mississippi State | 1-3 | 3-4 |
| Arkansas | 0-4 | 2-5 |

AROUND THE LEAGUE

SATURDAY, OCT. 19

Mississippi State at Texas A&M (SECN).....11 a.m.
 Auburn at LSU (CBS).....2:30 p.m.
 South Carolina at Tennessee (SECN).....3 p.m.
 Arkansas at Alabama (ESPN) 6 p.m.
 Missouri at Kentucky (SECN).....6:30 p.m.

All times are Central

A&M IN THE POLLS

| | AP | COACHES |
|---------------------|----------|---------|
| Week 1 | 12 | 11 |
| Week 2 | 12 | 11 |
| Week 3 | 16 | 15 |
| Week 4 | 17 | 15 |
| Week 5 | 23 | 21 |
| Week 6 (bye) | 25 | 21 |
| Week 7 | 24 | 21 |
| Week 8 | RV | RV |
| Week 9 | RV | RV |
| Week 10 | | |
| Week 11 (bye) | | |
| Week 12 | | |
| Week 13 | | |
| Week 14 | | |



JIMBO FISHER

TEXAS A&M HEAD FOOTBALL COACH

| | |
|------------------|---|
| Years at TAMU: | 2nd (hired Dec. 4, 2017) |
| Coaching Record: | 13-7 at Texas A&M / 96-30 overall (10th season) |
| Birthdate: | Oct. 9, 1965 |
| Hometown: | Clarksburg, W.V. |
| Children: | Trey and Ethan |
| High School: | Liberty High School, Clarksburg, W.V. |
| College: | Salem College, 1990 |

- Since the start of The Associated Press poll era in 1935, Jimbo Fisher was just the sixth coach to win a national title, then leave for another school. He was the first to do it since Johnny Majors left Pittsburgh for his alma mater, Tennessee, in 1977. (Source: Gridiron Now)
- Fisher was hired at Texas A&M on Dec. 4, 2017 after eight successful seasons at Florida State, which included the 2013 BCS National Championship.
- In his eight seasons in Tallahassee, Fisher established himself as one of the elite coaches in college football. He led the Seminoles to an 83-23 record, winning three Atlantic Coast Conference championships, four Atlantic Division titles and five bowl games.
- Fisher is one of five active coaches to have won a National Championship.
- Fourteen of Fisher's student-athletes have earned consensus All-America honors with quarterback Jameis Winston winning the Heisman Trophy in 2013.
- Fisher has seen 100 of his student-athletes graduate, and NFL teams drafted 58 of his players, including 22 first- or second-round selections.
- The Seminoles set a modern-day NFL draft record with 29 players selected over a three-year period (2013-15), and Fisher had a first-round NFL draft choice every year he was head coach at FSU.
- The 2013 Rawlings College Football Coach of the Year, Fisher has twice been a finalist for the Eddie Robinson Coach of the Year Award (2013, 2014) and was a finalist for the Paul "Bear" Bryant Coach of the Year Award in 2014.
- Fisher has been active in the community through his foundation, Kidz1stFund. The non-profit was founded in 2011 to raise awareness and funds to find a cure for Fanconi anemia, a rare blood disorder that affects thousands, including Fisher's youngest son, Ethan.
- Fisher played quarterback at Salem College for Terry Bowden for three seasons and followed Bowden to Samford for his final season. Fisher became NCAA Division III's national player of the year in 1987 and recently earned induction into Samford's Hall of Fame.



THE FISHER RECORD

2010

FLORIDA STATE

(10-4 • 6-2 ACC/1st in Atlantic)

SEPTEMBER

| | | | |
|----|---|-------|-----------------|
| 4 | W | 59-6 | Samford |
| 11 | L | 17-47 | at #10 Oklahoma |
| 18 | W | 34-10 | BYU |
| 25 | W | 31-0 | * Wake Forest |

OCTOBER

| | | | |
|----|---|-------|---------------------------|
| 2 | W | 34-10 | * at Virginia |
| 9 | W | 45-17 | * at #13 Miami (Fla.) |
| 16 | W | 24-19 | * Boston College |
| 28 | L | 24-28 | * at North Carolina State |

NOVEMBER

| | | | |
|----|---|-------|------------------|
| 6 | L | 35-37 | * North Carolina |
| 13 | W | 16-13 | * Clemson |
| 20 | W | 30-16 | * at Maryland |
| 27 | W | 31-7 | * Florida |

DECEMBER

| | | | |
|---|---|-------|-----------------------|
| 4 | L | 33-44 | vs. #12 Virginia Tech |
|---|---|-------|-----------------------|

ACC Championship Game - Charlotte, N.C.

| | | | |
|----|---|-------|------------------------|
| 31 | W | 26-17 | vs. #19 South Carolina |
|----|---|-------|------------------------|

Chick-fil-A Bowl - Atlanta, Ga.

2011

FLORIDA STATE

(9-4 • 5-3 ACC/2nd in Atlantic)

SEPTEMBER

| | | | |
|----|---|-------|---------------------|
| 3 | W | 34-0 | Louisiana-Monroe |
| 10 | W | 62-10 | Charleston Southern |
| 17 | L | 13-23 | #1 Oklahoma |
| 24 | L | 30-35 | * at #21 Clemson |

OCTOBER

| | | | |
|----|---|-------|------------------------|
| 8 | L | 30-35 | * at Wake Forest |
| 15 | W | 41-16 | * at Duke |
| 22 | W | 41-16 | * Maryland |
| 29 | W | 34-0 | * North Carolina State |

NOVEMBER

| | | | |
|----|---|-------|---------------------|
| 3 | W | 38-7 | * at Boston College |
| 12 | W | 23-19 | * at Miami (Fla.) |
| 19 | L | 13-14 | * Virginia |
| 26 | W | 21-7 | at Florida |

DECEMBER

| | | | |
|----|---|-------|----------------|
| 29 | W | 18-14 | vs. Notre Dame |
|----|---|-------|----------------|

Champs Sports Bowl - Orlando, Fla.

2012

FLORIDA STATE

(12-2 • 7-1 ACC/1st in Atlantic • ACC Champions)

SEPTEMBER

| | | | |
|----|---|-------|------------------|
| 1 | W | 69-3 | Murray State |
| 8 | W | 55-0 | Savannah State |
| 15 | W | 52-0 | * Wake Forest |
| 22 | W | 49-37 | * #10 Clemson |
| 29 | W | 30-17 | at South Florida |

OCTOBER

| | | | |
|----|---|-------|---------------------------|
| 6 | L | 16-17 | * at North Carolina State |
| 13 | W | 51-7 | * Boston College |
| 20 | W | 33-20 | * at Miami (Fla.) |
| 27 | W | 48-7 | * Duke |

NOVEMBER

| | | | |
|----|---|-------|--------------------|
| 8 | W | 28-22 | * at Virginia Tech |
| 17 | W | 41-14 | * at Maryland |
| 24 | L | 26-37 | at #6 Florida |

DECEMBER

| | | | |
|---|---|-------|------------------|
| 1 | W | 21-15 | vs. Georgia Tech |
|---|---|-------|------------------|

ACC Championship Game - Charlotte, N.C.

JANUARY

| | | | |
|---|---|-------|---------------------------|
| 1 | W | 30-10 | vs. #16 Northern Illinois |
|---|---|-------|---------------------------|

Orange Bowl - Miami, Fla.

2013

FLORIDA STATE

(14-0 • 8-0 ACC/1st in West)

ACC Champions • National Champions

SEPTEMBER

| | | | |
|----|---|-------|---------------------|
| 2 | W | 41-13 | * at Pitt |
| 14 | W | 62-7 | Nevada |
| 21 | W | 54-6 | Bethune-Cookman |
| 28 | W | 48-34 | * at Boston College |

OCTOBER

| | | | |
|----|---|-------|------------------------|
| 5 | W | 63-0 | * #25 Maryland |
| 19 | W | 51-14 | * at #3 Clemson |
| 26 | W | 49-17 | * North Carolina State |

NOVEMBER

| | | | |
|----|---|-------|------------------|
| 2 | W | 41-14 | * #7 Miami |
| 9 | W | 59-3 | * at Wake Forest |
| 16 | W | 59-3 | * Syracuse |
| 23 | W | 80-14 | Idaho |
| 30 | W | 37-7 | at Florida |

DECEMBER

| | | | |
|---|---|------|--------------|
| 7 | W | 45-7 | vs. #20 Duke |
|---|---|------|--------------|

ACC Championship Game - Charlotte, N.C.

JANUARY

| | | | |
|---|---|-------|---------------|
| 6 | W | 34-31 | vs. #2 Auburn |
|---|---|-------|---------------|

BCS National Championship Game - Pasadena, Calif.

2014

FLORIDA STATE

(13-1 • 8-0 ACC/1st in Atlantic • ACC Champions)

AUGUST

| | | | |
|----|---|-------|--------------------|
| 30 | W | 37-31 | vs. Oklahoma State |
|----|---|-------|--------------------|

AT&T Stadium, Arlington, Texas

SEPTEMBER

| | | | |
|----|---|-------|------------------------|
| 6 | W | 37-12 | The Citadel |
| 20 | W | 23-17 | * #22 Clemson (OT) |
| 27 | W | 56-41 | * North Carolina State |

OCTOBER

| | | | |
|----|---|-------|---------------|
| 4 | W | 43-3 | * Wake Forest |
| 11 | W | 38-20 | * Syracuse |
| 18 | W | 31-27 | #5 Notre Dame |
| 30 | W | 42-31 | * Louisville |

NOVEMBER

| | | | |
|----|---|-------|------------------|
| 8 | W | 34-20 | * Virginia |
| 15 | W | 30-26 | * Miami (Fla.) |
| 22 | W | 20-17 | * Boston College |
| 29 | W | 24-19 | Florida |

DECEMBER

| | | | |
|---|---|-------|----------------------|
| 6 | W | 37-35 | vs. #12 Georgia Tech |
|---|---|-------|----------------------|

ACC Championship Game - Charlotte, N.C.

JANUARY

| | | | |
|---|---|-------|---------------|
| 1 | L | 20-59 | vs. #3 Oregon |
|---|---|-------|---------------|

Rose Bowl; CFP Semifinal - Pasadena, Calif.

2015

FLORIDA STATE

(10-3 • 6-2 ACC/2nd in Atlantic)

SEPTEMBER

| | | | |
|----|---|-------|---------------------|
| 5 | W | 59-16 | Texas State |
| 12 | W | 34-14 | South Florida |
| 18 | W | 14-0 | * at Boston College |

OCTOBER

| | | | |
|----|---|-------|-------------------|
| 3 | W | 24-16 | * at Wake Forest |
| 10 | W | 29-24 | * Miami (Fla.) |
| 17 | W | 41-21 | * Louisville |
| 24 | L | 16-22 | * at Georgia Tech |
| 31 | W | 45-21 | * Syracuse |

NOVEMBER

| | | | |
|----|---|-------|------------------------|
| 7 | L | 13-23 | * at #3 Clemson |
| 14 | W | 34-17 | * North Carolina State |
| 21 | W | 52-13 | Chattanooga |
| 28 | W | 27-2 | at #10 Florida |

DECEMBER

| | | | |
|----|---|-------|-----------------|
| 31 | L | 24-38 | vs. #14 Houston |
|----|---|-------|-----------------|

Peach Bowl - Atlanta, Ga.



2016

FLORIDA STATE

(10-3 • 5-3 ACC/3rd in Atlantic)

SEPTEMBER

| | | | |
|---|---|-------|------------------|
| 5 | W | 45-34 | vs. #11 Ole Miss |
|---|---|-------|------------------|

Camping World Stadium, Orlando, Fla.

| | | | |
|----|---|-------|---------------------|
| 10 | W | 52-8 | Charleston Southern |
| 17 | L | 20-63 | * at #10 Louisville |
| 24 | W | 55-35 | at South Florida |

OCTOBER

| | | | |
|----|---|-------|------------------|
| 1 | L | 35-37 | * North Carolina |
| 8 | W | 20-19 | * at #10 Miami |
| 15 | W | 17-6 | * Wake Forest |
| 29 | L | 34-37 | * #3 Clemson |

NOVEMBER

| | | | |
|----|---|-------|---------------------------|
| 5 | W | 24-20 | * at North Carolina State |
| 11 | W | 45-7 | * Boston College |
| 19 | W | 45-14 | * at Syracuse |
| 26 | W | 31-13 | #13 Florida |

DECEMBER

| | | | |
|----|---|-------|-----------------|
| 30 | W | 33-32 | vs. #6 Michigan |
|----|---|-------|-----------------|

Orange Bowl - Miami, Fla.

2017

FLORIDA STATE

(*7-6 • 3-5 ACC/6th in Atlantic)

SEPTEMBER

| | | | |
|---|---|------|----------------|
| 2 | L | 24-7 | vs. #1 Alabama |
|---|---|------|----------------|

Mercedes-Benz Stadium, Atlanta, Ga.

| | | | |
|----|---|-------|------------------------|
| 23 | L | 21-27 | * North Carolina State |
| 30 | W | 26-19 | * at Wake Forest |

OCTOBER

| | | | |
|----|---|-------|---------------------|
| 7 | L | 20-24 | * #13 Miami (Fla.) |
| 14 | W | 17-10 | * at Duke |
| 21 | L | 28-31 | * Louisville |
| 27 | L | 3-35 | * at Boston College |

NOVEMBER

| | | | |
|----|---|-------|-----------------|
| 4 | W | 27-24 | * Syracuse |
| 11 | L | 14-31 | * at #4 Clemson |
| 18 | W | 77-6 | Delaware State |
| 25 | W | 38-22 | at Florida |

DECEMBER

| | | | |
|----|----|-------|-------------------|
| 2 | *W | 42-10 | Louisiana-Monroe |
| 27 | *W | 42-13 | vs. Southern Miss |

Independence Bowl - Shreveport, La.

* - Jimbo Fisher resigned as the FSU head coach on Dec. 1, 2017 and did not coach the Seminoles in their final two games. His overall record does not reflect the victories.

AGGIES IN THE NFL

(As of Sept. 30)

| PLAYER (YEARS AT TEXAS A&M) | POS. | NFL TEAM |
|------------------------------|------|----------------------|
| Otaro Alaka (2014-18)* | LB | Baltimore Ravens |
| Michael Bennett (2005-08) | DL | New England Patriots |
| Randy Bullock (2008-11) | PK | Cincinnati Bengals |
| Tra Carson (2013-15) | RB | Detroit Lions |
| Tyrel Dodson (2016-18) | LB | Buffalo Bills |
| Landis Durham (2015-18)~ | DL | Los Angeles Rams |
| Jermaine Eluemunor (2015-16) | OL | New England Patriots |
| Justin Evans (2015-16)* | DB | Tampa Bay Buccaneers |
| Mike Evans (2012-13) | WR | Tampa Bay Buccaneers |
| Deshazor Everett (2011-14) | DB | Washington Redskins |
| Myles Garrett (2014-16) | DL | Cleveland Browns |
| Cullen Gillaspia (2016-18) | RB | Houston Texans |
| Daeshon Hall (2013-16) | DL | Philadelphia Eagles |
| Germain Ifedi (2013-15) | OL | Seattle Seahawks |
| Kingsley Keke (2015-18) | DL | Green Bay Packers |
| Christian Kirk (2015-17) | WR | Arizona Cardinals |
| Josh Lambo (2012-14) | PK | Jacksonville Jaguars |
| Daylon Mack (2015-18) | DL | Baltimore Ravens |
| Jake Matthews (2010-13) | OL | Atlanta Falcons |
| Erik McCoy (2016-18) | OL | New Orleans Saints |
| Von Miller (2007-10) | LB | Denver Broncos |
| Don Muhlbach (2002-03) | DS | Detroit Lions |
| Cedric Ogbuehi (2011-14) | OL | Jacksonville Jaguars |
| Damion Ratley (2015-17) | WR | Cleveland Browns |
| Josh Reynolds (2014-16) | WR | Los Angeles Rams |
| Ricky Seals-Jones (2014-16) | TE | Cleveland Browns |
| Jameill Showers (2011-12)* | DB | Dallas Cowboys |
| Jace Sternberger (2018)* | TE | Green Bay Packers |
| Keaton Sutherland (2015-18) | OL | Miami Dolphins |
| Ryan Tannehill (2008-11) | QB | Tennessee Titans |
| Armani Watts (2014-17) | DB | Kansas City Chiefs |
| Brandon Williams (2013-15)* | CB | Arizona Cardinals |
| Trayveon Williams (2016-18) | RB | Cincinnati Bengals |
| Donovan Wilson (2014-18) | DB | Dallas Cowboys |

* - Injured Reserve

~ - Practice Squad

AGGIES ON NFL COACHING STAFFS

Dennis Allen, New Orleans Saints (Defensive Coordinator), Dan Campbell, New Orleans Saints (Asst. Head Coach/Tight Ends), Kyle Caskey, Detroit Lions (Running Backs), Aaron Glenn, New Orleans Saints (Secondary), Michael Hodges, New Orleans Saints (Defensive Assistant), Johnny Holland, San Francisco 49ers (Run Game Specialist/Outside Linebackers), Jerrod Johnson, Indianapolis Colts (Bill Walsh Diversity Coaching Fellowship), Gary Kubiak, Minnesota Vikings (Asst. Head Coach/Offensive Advisor), Clint Kubiak, Minnesota Vikings (Quarterbacks Coach), Billy Yates, Detroit Lions (WCF Minority Coaching Assistantship/Defense)


Staff: Monty Gibson, Cleveland Browns (Asst. Strength & Conditioning) Larry Jackson, Cleveland Browns (Strength & Conditioning)



VON MILLER
2016 Super Bowl MVP



MYLES GARRETT
Texas A&M's first
No. 1 overall
NFL Draft pick



DON MUHLBACH
16th season in the NFL

TEXAS A&M QUICK FACTS

LOCATION: College Station, Texas 77842**FOUNDED:** 1876 (First classes)**ENROLLMENT:** 69,367 (fall 2018)**PRESIDENT:** Michael K. Young (BYU '73)**CHANCELLOR:** John Sharp (Texas A&M '72)**FACULTY REPRESENTATIVE:**

Dr. Paul Batista (Trinity '73)

DIRECTOR OF ATHLETICS:

Ross Bjork (Emporia State '85)

ATHLETICS DEPT PHONE: (979) 845-5129**CONFERENCE:** Southeastern**AFFILIATION:** NCAA Division I**NICKNAME:** Aggies**MASCOT:** Reveille (American Collie)**COLORS:** Maroon (Pantone 505) and White

FOOTBALL QUICK FACTS

HEAD COACH:

JIMBO FISHER (Salem University '90)

Years at Texas A&M: 2nd (12-6)

Years as head coach: 10th (95-29)

ASSISTANT COACHES:**DARRELL DICKEY**

Offensive Coordinator/Quarterbacks (Kansas State '83)

MIKE ELKO

Defensive Coordinator/Safeties (Penn '99)

DAMEYUNE CRAIG

Wide Receivers (Auburn '02)

JOE JON FINLEY

Tight Ends (Oklahoma '08)

JAY GRAHAM

Co-Offensive Coord./Running Backs (Tennessee '04)

JOSH HENSON

Offensive Line (Oklahoma State '98)

MAURICE LINGUIST

Cornerbacks (Baylor '06)

BRADLEY DALE PEVETO

Linebackers (SMU '87)

TERRY PRICE

Defensive Ends (Texas A&M '92)

ELIJAH ROBINSON

Defensive Line (Penn State '08)

JERRY SCHMIDT

Director of Athletic Performance (Nebraska '86)

KYLE FIELD QUICK FACTS

STADIUM: Kyle Field**CAPACITY:** 102,733**LARGEST CROWD:** 110,633 (vs. Ole Miss, Oct. 11, 2014)**PLAYING SURFACE:** Natural grass**FIRST YEAR OF FOOTBALL:** 1905**STADIUM BUILT:** 1927 and 1929

(Renovations complete for 2015 season)

TEAM INFORMATION


BASIC OFFENSE: Pro**BASIC DEFENSE:** Multiple**2018 OVERALL RECORD:** 9-4**2018 SEC RECORD (FINISH):** 5-3 (2nd in SEC West)**2018 BOWL:** TaxSlayer Gator Bowl (W, 52-13 vs. NC State)**2018 RANKING:** No. 16 (AP) | No. 16 (Coaches)

TEXAS A&M COACHES SPEED CHART

SIDELINE



JIMBO FISHER
HEAD COACH



DAMEYUNE CRAIG
WIDE RECEIVERS



JOE JON FINLEY
TIGHT ENDS



JAY GRAHAM
CO-OFF. COORD/RUNNING BACKS



MAURICE LINGUIST
CORNER BACKS



JOSH HENSON
OFFENSIVE LINE



BRADLEY DALE PEVETO
LINEBACKERS



TERRY PRICE
DEFENSIVE ENDS



ELIJAH ROBINSON
DEFENSIVE LINE

PRESS BOX



DARRELL DICKEY
OFF. COORDINATOR/QBs



MIKE ELKO
DEF. COORDINATOR/SAFETIES



JERRY SCHMIDT
DIRECTOR OF ATHLETIC PERFORMANCE



KYLE FIELD

- Home of the Aggies since 1905. Stadium built in 1927 and the horseshoe enclosed in 1929.
- Capacity: 102,733
- Stadium record crowd is 110,633 (A&M vs. Ole Miss, 10/11/2014).
- Kyle Field is named for former A&M Dean of Agriculture Edwin Jackson Kyle, who donated a 400 x 400-foot area of the southern edge of campus that had been assigned to him for horticultural experiments. It became the home of the Aggies.
- Texas A&M finished a \$485 million redevelopment of Kyle Field in time for the 2015 season that made the Home of the 12th Man the largest football stadium in the SEC and the state of Texas.
- Texas A&M has led the SEC in home attendance three of the last four seasons and ranked No. 5 in FBS in 2017.

Texas A&M ranked No. 6 nationally in home attendance in 2018 with an average of 99,844 per game and drew more than 600,000 fans to Kyle Field for the sixth consecutive year.

KYLE FIELD RECORD CROWDS

| | | |
|---------|--------------------------|-------------------------|
| 110,633 | Ole Miss (2014) | L, 35-20 |
| 106,749 | Alabama (2019) | L, 47-28 |
| 106,248 | Tennessee (2016) | W, 45-38 ^{20T} |
| 105,829 | LSU (2014) | L, 23-17 |
| 105,733 | Alabama (2015) | L, 41-23 |
| 104,892 | Ole Miss (2016) | L, 29-28 |
| 104,794 | Clemson (2018) | L, 28-26 |
| 104,756 | Missouri (2014) | L, 34-27 |
| 104,728 | Lamar (2014) | W, 73-3 |
| 104,625 | Auburn (2015) | L, 26-10 |
| 104,455 | Mississippi State (2015) | W, 30-17 |

KYLE FIELD RECORD SEASON AVERAGES

| | | | |
|-----|---------|------|-------------------|
| 1. | 105,122 | 2014 | 630,735 / 6 games |
| 2. | 103,622 | 2015 | 725,354 / 7 games |
| 3. | 101,917 | 2016 | 713,418 / 7 games |
| 4. | 99,844 | 2018 | 698,908 / 7 games |
| 5. | 98,802 | 2017 | 691,612 / 7 games |
| 6. | 87,183 | 2011 | 610,283 / 7 games |
| 7. | 87,125 | 2013 | 697,003 / 8 games |
| 8. | 87,014 | 2012 | 522,083 / 6 games |
| 9. | 82,711 | 2001 | 496,268 / 6 games |
| 10. | 82,477 | 2010 | 577,338 / 7 games |

MEDIA SCHEDULE/INFORMATION

| SUNDAY | MONDAY | TUESDAY | WEDNESDAY | THURSDAY | FRIDAY | SATURDAY |
|---|---|------------------------|--|---|---|--|
| <u>No availability</u> All player interview requests for Monday's press conference must be submitted to acannon@athletics.tamu.edu by 11 a.m. on Sunday. | <u>Weekly Press Conference</u> (Kyle Field Media Center) 11:30 a.m. - 1 p.m.: Players 1 p.m.: Coach Fisher (Web stream available via 12thMan.com) | <u>No availability</u> | <u>SEC Teleconference</u> Coach Fisher appears from 11:30-39 a.m. 5:30 p.m.: "The Pulse" (AT&T SportsNet) 6:30 p.m.: "The Pulse" (KBTX-TV/Bryan/College Station & CW-8 AggieLand) 7-8 p.m.: <u>Jimbo Fisher Radio Show</u> (Rudy's) on TAMU Radio Network (12thMan.com/listen) | <u>No availability</u> 6 p.m.: "The Pulse" (ESPNU) | <u>No availability</u> 12 midnight: <u>Midnight Yell Practice Location: Kyle Field</u> All media requests for Midnight Yell Practice should be directed to TAMU Marketing and Communication | 6:30 p.m.: Texas A&M vs. Mississippi State - Kyle Field, College Station, Texas (Locker room is closed. Coaches and players will be brought to the media area promptly after game.) |

CREDENTIALS

Media credentials should be requested via www.sportssystem.com/clients/seccredentials at least one week in advance of game and will be mailed if time permits. Otherwise, credentials can be picked up at Media Will Call inside Entry 7 (east side of Kyle Field, near the northeast activation tower). Media Will Call opens four hours prior to game time. The Kyle Field press box seats approximately 120 working media members. Media seating is limited, so credentials will be issued according to Texas A&M and the SEC credential guidelines, which can be found at www.12thMan.com/media.

WEEKLY GAME NOTES

Media members wishing to receive the weekly game notes via E-mail can do so by e-mailing Rachel Perreault (rperreault@athletics.tamu.edu).

PRACTICE

All practices are closed to the public, and only the first 15-20 minutes of selected workouts will be open for members of accredited media outlets. Media members wishing to attend the beginning of practice should contact the athletics communications office for availability, exact start times and location.

WEEKLY PRESS CONFERENCE

Texas A&M conducts a weekly press conference on Monday of all game weeks beginning at 11:30 a.m. at the Kyle Field Media Center. Coach Jimbo Fisher addresses the media promptly at 1 p.m. Player requests should be made to the athletics communications office no later than 11 a.m. on Sunday. Unless class schedules present a conflict, requested student-athletes will be available beginning at 11:30 a.m. This is the preferred time for all interviews to occur.

SEC TELECONFERENCE

The 14 SEC coaches will be featured on a weekly teleconference each Wednesday from 10 a.m. - 12:30 p.m. (CT) beginning August 29 and concluding November 21.

10:00 a.m. Ed Orgeron, LSU
 10:10 a.m. Kirby Smart, Georgia
 10:20 a.m. Dan Mullen, Florida
 10:30 a.m. Derek Mason, Vanderbilt
 10:40 a.m. Nick Saban, Alabama
 10:50 a.m. Jeremy Pruitt, Tennessee
 11:00 a.m. Chad Morris, Arkansas
 11:10 a.m. Will Muschamp, South Carolina
 11:20 a.m. Matt Luke, Ole Miss
11:30 a.m. Jimbo Fisher, Texas A&M
 11:40 a.m. Mark Stoops, Kentucky
 11:50 a.m. Joe Moorhead, Mississippi St.
 12:00 p.m. Barry Odom, Missouri
 12:10 p.m. Gus Malzahn, Auburn



PRESS BOX

The main press box is now located at the 800 level on the east side of Kyle Field, or the side facing Houston Street, and can be accessed through the elevator at Entry 7 or Entry 9. The TV broadcast booths are located west side of the stadium.

POSTGAME

At home games, post-game interviews with Texas A&M players and head coach Jimbo Fisher are conducted in a specially equipped interview room at the southeast corner of Kyle Field. At away games, similar policy is in effect and location of interviews will be determined.

Alan Cannon (with binoculars) has overseen Texas A&M's football publicity since 1989.

MEDIA WILL CALL

Media will call is located at Entry 7, on the east side of the stadium near the northeast activation tower.

TEXAS A&M ATHLETICS COMMUNICATIONS

| ASSOC. AD /MEDIA RELATIONS | ASSISTANT DIRECTOR | ASSISTANT DIRECTOR | SID MAILING ADDRESS |
|--|--|---|---|
| ALAN CANNON (interview requests/credentials) E-MAIL: acannon@athletics.tamu.edu CELL: 979/777-4200 | RACHEL PERREAULT (game notes/game program) E-MAIL: rperreault@athletics.tamu.edu CELL: 603/767-6492 | DAVID WAXMAN (west press box) E-MAIL: dwaxman@athletics.tamu.edu CELL: 832/326-2863 | TEXAS A&M MEDIA RELATIONS 1228 TAMU College Station, TX 77843-1228 |
| ASSISTANT DIRECTOR | DIRECTOR | SENIOR OFFICE ASSOCIATE | SID OVERNIGHT ADDRESS |
| MATT CALLAWAY (game notes/stats/flip card) E-MAIL: mcallaway@athletics.tamu.edu CELL: 713/305-0815 | BRAD MARQUARDT E-MAIL: bmarquardt@athletics.tamu.edu CELL: 979/229-8651 | JACKIE THORNTON E-MAIL: jacket@athletics.tamu.edu OFFICE: 979/845-5725 | TEXAS A&M ATHLETICS Media Relations 756 Houston St. College Station, TX 77843 |

TEXAS A&M DEPTH CHART

| OFFENSE | | |
|---------|---------|---|
| WR | 1 | QUARTNEY DAVIS , 6-2, 200, Jr-2L, Houston, TX |
| | 14 | Camron Buckley, 6-2, 190, Jr-2L, Cedar Hill, TX |
| | 17 | Ainias Smith, 5-10, 193, Fr-HS, Sugar Land, TX |
| LT | 65 | DAN MOORE JR. , 6-5, 325, Jr-2L, Beaumont, TX |
| | 74 | Kellen Diesch, 6-5, 298, Jr-1L, Trophy Club, TX |
| LG | 73 | Jared Hocker, 6-5, 323, Jr-2L, North Richland Hills, TX |
| | 71 | Grayson Reed, 6-5, 305, So-1L, Cypress, TX |
| C | 76 | Colton Prater, 6-4, 298, Sr-3L, Bossier City, LA |
| | 77 | RYAN MCCOLLUM , 6-5, 305, Jr-2L, Spring, TX |
| RG | 55 | Kenyon Green, 6-4, 330, Fr-HS, Humble, TX |
| | 75 | Luke Matthews, 6-4, 315, Fr-RS, Missouri City, TX |
| RT | 54 | CARSON GREEN , 6-6, 315, Jr-2L, Southlake, TX |
| | 53 | Blake Trainor, 6-7, 330, Fr-HS, Hallsville, TX |
| TE<or> | 86 | Glenn Beal, 6-5, 260, So-1L, New Orleans, LA |
| | 85 | Jalen Wydermyer, 6-5, 260, Fr-HS, Dickinson, TX |
| WR | 2 | JHAMON AUSBON , 6-2, 218, Jr-2L, Houston, TX |
| | 5 | Jalen Preston, 6-2, 214, Fr-RS, Manvel, TX |
| WR | 13 | Kendrick Rogers, 6-4, 204, Jr-2L, Frankston, TX |
| | 81 | Caleb Chapman, 6-5, 214, Fr-RS, Friendswood, TX |
| QB | 11 | KELLEN MOND , 6-2, 217, Jr-2L, San Antonio, TX |
| | 8 | Connor Blumrick, 6-5, 210, So-SQ, Pearland, TX |
| | <or> 4 | James Foster, 6-3, 217, Fr-RS, Montgomery, AL |
| | <or> 10 | Zach Calzada, 6-3, 209, Fr-HS, Sugar Hill, GA |
| FB | 43 | Cagan Baldree, 6-4, 260, Jr-SQ, Carthage, TX |
| RB<or> | 23 | Jacob Kibodi, 6-2, 218, So-1L, Baton Rouge, LA |
| | 28 | Isaiah Spiller, 6-1, 220, Fr-HS, Spring, TX |
| | <or> 25 | Cordarrian Richardson, 6-0, 240, So-TR, Memphis, TN |
| PLK | 47 | SETH SMALL , 5-11, 205, So-1L, Katy, TX |
| | 36 | Caden Davis, 6-2, 191, Fr-HS, Coppell, TX |
| P | 34 | BRADEN MANN , 5-11, 195, Sr-3L, Houston, TX |
| | 95 | Nik Constantinou, 6-0, 190, Fr-HS, Melbourne, Australia |
| KO | 34 | BRADEN MANN , 5-11, 195, Sr-3L, Houston, TX |
| SNP | 40 | Connor Choate, 6-1, 203, Fr-RS, Coppell, TX |

BOLD CAPS -- denotes 2018 starter

| DEFENSE | | |
|---------|---------|---|
| DE | 3 | Tyree Johnson, 6-4, 250, So-1L, Washington, DC |
| | 93 | Max Wright, 6-4, 262, So-1L, Katy, TX |
| | <or> 15 | Jeremiah Martin, 6-5, 244, So-1L, San Bernadino, CA |
| DT | 52 | JUSTIN MADUBUIKE , 6-3, 304, Jr-2L, McKinney, TX |
| | 92 | Jayden Peevy, 6-6, 298, Jr-2L, Bellaire, TX |
| DT | 5 | Bobby Brown III, 6-4, 325, So-1L, Arlington, TX |
| | 99 | Josh Rogers, 6-5, 290, So-1L, Houston, TX |
| DE | 91 | Micheal Clemons, 6-5, 272, Jr-1L, Garland, TX |
| | 8 | DeMarvin Leal, 6-4, 290, Fr-HS, San Antonio, TX |
| | <or> 40 | Tyree Wilson, 6-6, 260, Fr-RS, New London, TX |
| WLB | 19 | Anthony Hines III, 6-3, 226, So-1L, Plano, TX |
| | 32 | Andre White, Jr., 6-3, 225, Fr-HS, Harrisburg, PA |
| MLB | 1 | Buddy Johnson, 6-2, 228, Jr-2L, Dallas, TX |
| | 12 | Braden White, 5-11, 224, Jr-2L, Florence, AL |
| | <or> 33 | Aaron Hansford, 6-3, 240, Jr-1L, Washington, D.C. |
| SLB | 20 | Ikenna Okeke, 6-3, 225, So-SQ, Smyrna, TN |
| | 24 | Chris Russell, 6-2, 220, Fr-HS, Dyersburg, TN |
| CB | 10 | Myles Jones, 6-4, 185, Jr-2L, Magnolia, TX |
| | 7 | Devin Morris, 6-1, 192, So-SQ, Caldwell, TX |
| | <or> 27 | Roney Elam, 6-2, 195, Sr-3L, Newton, TX |
| CB | 29 | DEBIONE RENFRO , 6-2, 198, Jr-2L, Pearland, TX |
| | <or> 2 | Elijah Blades, 6-2, 185, Jr-TR, Pasadena, CA |
| | 21 | CHARLES OLIVER , 6-2, 196, Sr-3L, Fairfield, TX |
| SF | 9 | Leon O'Neal Jr., 6-1, 206, So-1L, Cypress, TX |
| | <or> 14 | Keldrick Carper, 6-2, 200, Jr-2L, Plain Dealing, LA |
| | <or> 25 | Brian Williams, 6-1, 218, Fr-HS, Dallas, TX |
| SF | 26 | Demani Richardson, 6-1, 210, Fr-HS, Waxahachie, TX |
| | <or> 11 | Larry Pryor, 6-0, 211, Sr-3L, Sulphur Springs, TX |

| SPECIAL TEAMS | | |
|---------------|----|--|
| | 39 | Jake Pagel, 6-2, 227, So-SQ, Dallas, TX |
| HOLD | 34 | BRADEN MANN , 5-11, 195, Sr-3L, Houston, TX |
| PR | 17 | Ainias Smith, 5-10, 193, Fr-HS, Sugar Land, TX |
| KOR | 17 | Ainias Smith, 5-10, 193, Fr-HS, Sugar Land, TX |
| | 5 | Jalen Preston, 6-2, 214, Fr-RS, Manvel, TX |

PRONUNCIATION GUIDE

Audible pronunciations available on the online roster at 12thMan.com

| | |
|------------------|-----------------------|
| JHAMON AUSBON | JAH-mon OZ-bun |
| KE'UNDRE AZAKYTU | KEY-andre as-a-CU-tee |
| KE'SHUN Brown | key-SHUN |
| JASHAUN Corbin | JAY-shawn |
| QUARTNEY Davis | Courtney |
| Kellen DIESCH | deesh |
| RONNEY Elam | ronnie |
| Camron HORRY | OR-ee |
| Jacob KIBODI | kah-BO-dee |

| | |
|------------------|------------------------|
| DeMarvin LEAL | lee-AL |
| Justin MADUBUIKE | MAD-uh-bee-kay |
| KEEATH Magee II | Keith |
| IKENNA OKEKE | EYE-kay-nah Oh-kay-kay |
| Jake PAGEL | pay-gell |
| DEBIONE Renfro | DEB-ee-on |
| Jalen WYDERMYER | WHY-der-meyer |
| DYLAN Wright | DAY-lin |

TEXAS A&M ALPHABETICAL ROSTER

| NO. | PLAYER | POS. | HT | WT | CL-EXP | HOMETOWN (HIGH SCHOOL/PREVIOUS SCHOOL) |
|-----|------------------------|------|------|-----|--------|--|
| 51 | Anderson, Riley | OL | 6-5 | 304 | Jr-SQ | Mineola, TX (Mineola) |
| 2 | Ausbon, Jhamon | WR | 6-2 | 218 | Jr-2L | Houston, TX (IMG Academy (Fla)) |
| 42 | Azakytu, Ke'Undre | WR | 6-0 | 190 | Jr-SQ | Dallas, TX (Wilmer Hutchins) |
| 43 | Baldree, Cagan | FB | 6-4 | 265 | Jr-SQ | Carthage, TX (Carthage) |
| 34 | Barker, Noah | DB | 6-0 | 181 | So-SQ | Salado, TX (Salado) |
| 86 | Beal, Glenn | TE | 6-5 | 265 | So-1L | New Orleans, LA (John Curtis) |
| 2 | Blades, Elijah | DB | 6-2 | 185 | Jr-TR | Pasadena, CA (Muir/Arizona Western) |
| 45 | Bland, Logan | LB | 6-0 | 230 | Fr-HS | Goliad, TX (Goliad) |
| 72 | Blanton, Colten | OL | 6-7 | 303 | Fr-RS | Cypress, TX (Cy Ranch) |
| 8 | Blumrick, Connor | QB | 6-5 | 210 | So-SQ | Pearland, TX (Pearland) |
| 30 | Boykin, Andrew | WR | 6-1 | 181 | So-SQ | Austin, TX (Westlake) |
| 31 | Britz, Reinard | QB | 6-3 | 192 | Fr-RS | Conroe, TX (Oak Ridge) |
| 37 | Brobby, Nigel | FB | 6-2 | 230 | Fr-HS | Arlington, TX (Mansfield Summit) |
| 5 | Brown III, Bobby | DL | 6-4 | 325 | So-1L | Arlington, TX (Lamar) |
| 18 | Brown, Kam | WR | 6-0 | 180 | Fr-HS | Colleyville, TX (Heritage) |
| 36 | Brown, Ke'Shun | LB | 6-1 | 230 | Fr-HS | Montgomery, AL (Carver) |
| 14 | Buckley, Camron | WR | 6-2 | 194 | Jr-2L | Cedar Hill, TX (Cedar Hill) |
| 29 | Bushland, Daniel | WR | 6-0 | 190 | Fr-RS | Austin, TX (St. Michael's Catholic Academy) |
| 10 | Calzada, Zach | QB | 6-3 | 209 | Fr-HS | Sugar Hill, GA (Lanier) |
| 14 | Carper, Keldrick | DB | 6-2 | 200 | Jr-2L | Plain Dealing, LA (Plain Dealing) |
| 81 | Chapman, Caleb | WR | 6-5 | 214 | Fr-RS | Friendswood, TX (Clear Brook) |
| 22 | Chattman, Clifford | DB | 6-5 | 192 | Jr-1L | New Orleans, LA (McDonogh 35) |
| 40 | Choate, Connor | DS | 6-1 | 203 | Fr-RS | Coppell, TX (Coppell) |
| 60 | Clement, Bart | OL | 6-2 | 319 | Fr-RS | Missouri City, TX (Ft. Bend Marshall) |
| 91 | Clemons, Micheal | DL | 6-5 | 270 | Jr-1L | Garland, TX (Sachse/Cisco (TX) JC) |
| 7 | Corbin, Jashaun | RB | 6-0 | 210 | So-1L | Rockledge, FL (Rockledge) |
| 95 | Constantinou, Nik | P | 6-0 | 190 | Fr-HS | Melbourne, Australia (Penleigh & Essendon Grammar) |
| 35 | Cuellar, Zachary | DB | 5-10 | 175 | Jr-SQ | San Antonio, TX (Churchill) |
| 88 | Cupp, Baylor | TE | 6-6 | 245 | Fr-HS | Brock, TX (Brock) |
| 36 | Davis, Caden | PLK | 6-2 | 196 | Fr-HS | Coppell, TX (Coppell) |
| 1 | Davis, Quartney | WR | 6-2 | 200 | Jr-2L | Houston, TX (Langham Creek) |
| 74 | Diesch, Kellen | OL | 6-6 | 298 | Jr-1L | Trophy Club, TX (Byron Nelson) |
| 27 | Elam, Roney | DB | 6-2 | 195 | Sr-3L | Newton, TX (Newton) |
| 15 | Fernandes, Alex | QB | 6-3 | 209 | So-TR | Austin, TX (Vandegrift/UTEP) |
| 4 | Foster, James | QB | 6-3 | 217 | Fr-RS | Montgomery, AL (Lanier) |
| 28 | Fuller, Travon | DB | 6-1 | 174 | Jr-2L | Athens, TX (Athens) |
| 67 | Gallagher, Galen | OL | 6-4 | 296 | Fr-RS | Orange Grove, TX (Orange Grove) |
| 54 | Green, Carson | OL | 6-6 | 315 | Jr-2L | Southlake, TX (Carroll) |
| 55 | Green, Kenyon | OL | 6-4 | 330 | Fr-HS | Humble, TX (Atascocita) |
| 26 | Groff, Jacob | TE | 6-2 | 200 | So-SQ | San Antonio, TX (Churchill) |
| 48 | Guerrieri, Alan | P/K | 5-10 | 190 | Fr-HS | College Station, TX (College Station) |
| 62 | Hall, Harrison | OL | 6-1 | 266 | Fr-HS | Dallas, TX (Highland Park) |
| 33 | Hansford, Aaron | LB | 6-3 | 240 | Jr-1L | Washington, D.C. (St. John's College) |
| 94 | Higdon, Spencer | LB | 6-2 | 223 | So-SQ | San Antonio, TX (Christian) |
| 19 | Hines III, Anthony | LB | 6-3 | 226 | So-1L | Plano, TX (East) |
| 38 | Hitchcock, Konnor | DB | 5-8 | 174 | So-SQ | Tyler, TX (Chapel Hill) |
| 73 | Hocker, Jared | OL | 6-5 | 323 | Jr-2L | North Richland Hills, TX (Birdville) |
| 42 | Horry, Camron | TE | 6-5 | 275 | So-SQ | Katy, TX (Taylor) |
| 37 | Howard, Mitchell | DL | 6-1 | 254 | Sr-SQ | Cypress, TX (Concordia Lutheran) |
| 6 | Hunter, Derick | DL | 6-4 | 295 | Fr-HS | Ft. Myers, FL (Dunbar) |
| 83 | Jackson, Kenyon | WR | 6-6 | 200 | Fr-HS | Loganville, GA (Grayson) |
| 3 | Jackson, Vernon | RB | 6-3 | 230 | So-1L | Boling, TX (Boling) |
| 79 | Jenkins, Marcus "Tank" | OL | 6-3 | 325 | Fr-RS | Montgomery, AL (Park Crossing) |
| 16 | Johnson, Brian | DB | 6-2 | 190 | So-1L | Marvel, TX (Marvel) |
| 1 | Johnson, Buddy | LB | 6-2 | 228 | Jr-2L | Dallas, TX (Kimball) |
| 31 | Johnson, Marquez | DB | 5-10 | 200 | Jr-SQ | Dallas, TX (Pinkston) |
| 3 | Johnson, Tyree | DL | 6-4 | 250 | Fr-RS | Washington, DC (St. John's College) |
| 55 | Jones, Adarius | DL | 6-4 | 310 | Fr-HS | Virginia Beach, VA (Bishop Sullivan) |
| 9 | Jones, Hezekiah | WR | 5-11 | 189 | Jr-2L | Stafford, TX (Stafford) |
| 10 | Jones, Myles | DB | 6-4 | 185 | Jr-2L | Magnolia, TX (West) |
| 23 | Kibodi, Jacob | RB | 6-2 | 218 | So-1L | Baton Rouge, LA (Christian Life Academy) |
| 63 | Kobza, Braeden | OL | 5-11 | 272 | Fr-HS | Tomball, TX (Rosehill Christian) |
| 16 | Lane, Chase | WR | 6-0 | 194 | Fr-HS | Houston, TX (St. Pius X) |
| 8 | Leal, DeMarvin | DL | 6-4 | 290 | Fr-HS | San Antonio, TX (Judson) |
| 23 | Lee Jr., Tarian | LB | 6-2 | 233 | Fr-HS | Tallahassee, FL (Godby) |
| 53 | Locke, John | LB | 6-2 | 210 | Jr-SQ | Richmond, TX (Ft. Bend Travis) |

| NO. | PLAYER | POS. | HT | WT | CL-EXP | HOMETOWN (HIGH SCHOOL/PREVIOUS SCHOOL) |
|-----|------------------------|------|------|-----|--------|---|
| 52 | Madubuike, Justin | DL | 6-3 | 304 | Jr-2L | McKinney, TX (North) |
| 56 | Magee II, Keeath | LB | 6-0 | 225 | Jr-2L | Houston, TX (Westfield) |
| 41 | Maldonado, Michael | DS | 6-1 | 201 | So-TR | Somerset, TX (Somerset/UTSA) |
| 34 | Mann, Braden | P/KO | 5-11 | 195 | Sr-3L | Houston, TX (Cy-Fair) |
| 39 | Marek, Brady | DB | 6-0 | 165 | So-SQ | Keller, TX (Keller) |
| 15 | Martin, Jeremiah | DL | 6-5 | 244 | So-1L | San Bernadino, CA (Cajon) |
| 20 | Mason, Reese | WR | 6-1 | 204 | Fr-RS | Magnolia, TX (Magnolia) |
| 75 | Matthews, Luke | OL | 6-4 | 315 | Fr-RS | Missouri City, TX (Elkins) |
| 51 | Mawod, Joseph | LB | 6-2 | 238 | So-SQ | Oyster Bay, NY (St. Dominic) |
| 77 | McCollum, Ryan | OL | 6-5 | 305 | Jr-2L | Spring, TX (Klein Oak) |
| 89 | Mellenbruch, Justin | FB | 6-1 | 240 | So-SQ | Austin, TX (Westlake) |
| 95 | Milam, Danny | DL | 5-11 | 257 | Jr-SQ | Douglasville, GA (New Manchester) |
| 11 | Mond, Kellen | QB | 6-3 | 217 | Jr-2L | San Antonio, TX (IMG Academy (Fla.)) |
| 65 | Moore Jr., Dan | OL | 6-5 | 325 | Jr-2L | Beaumont, TX (West Brook) |
| 7 | Morris, Devin | DB | 6-1 | 192 | So-SQ | Caldwell, TX (Caldwell) |
| 20 | Okeke, Ikenna | LB | 6-3 | 225 | So-SQ | Smyrna, TN (Smyrna) |
| 21 | Oliver, Charles | DB | 6-2 | 196 | Sr-3L | Fairfield, TX (Fairfield) |
| 80 | Ondrusek, Tyler | TE | 6-7 | 211 | Fr-RS | Houston, TX (Westbury Christian) |
| 9 | O'Neal Jr., Leon | DB | 6-1 | 210 | So-1L | Cypress, TX (Cypress Springs) |
| 41 | Orebo, R.J. | DL | 6-7 | 265 | Fr-HS | Dayton, TX (Dayton) |
| 39 | Pagel, Jake | DS | 6-2 | 227 | So-SQ | Dallas, TX (Jesuit) |
| 6 | Paul, Roshauud | WR | 6-0 | 180 | Jr-2L | Bremond, TX (Bremond) |
| 92 | Peavy, Jayden | DL | 6-6 | 290 | Jr-2L | Bellaire, TX (Bellaire) |
| 76 | Prater, Colton | OL | 6-4 | 298 | Sr-3L | Bossier City, LA (Airline) |
| 30 | Prendergast, Cade | DB | 6-3 | 190 | So-SQ | Prosper, TX (Prosper) |
| 5 | Preston, Jalen | WR | 6-2 | 214 | Fr-RS | Marvel, TX (Marvel) |
| 21 | Prince, Deneric | RB | 6-1 | 211 | Fr-RS | Marvel, TX (Marvel) |
| 11 | Pryor, Larry | DB | 6-0 | 211 | Sr-3L | Sulphur Springs, TX (Sulphur Springs) |
| 35 | Reaves, Bladen | RB | 5-10 | 196 | Fr-HS | Atlanta, TX (Pleasant Grove) |
| 71 | Reed, Grayson | OL | 6-5 | 305 | So-1L | Cypress, TX (Cypress Creek) |
| 29 | Renfro, Debione | DB | 6-2 | 198 | Jr-2L | Pearland, TX (Pearland) |
| 46 | Renick, Ryan | TE | 6-2 | 231 | Jr-1L | Iola, TX (Iola/Kansas) |
| 84 | Reynolds, Moses | DB | 6-2 | 187 | Jr-SQ | San Antonio, TX (Jay) |
| 25 | Richardson, Cordarrion | RB | 6-0 | 240 | So-TR | Memphis, TN (Trezevant/UCF) |
| 26 | Richardson, Demani | DB | 6-1 | 210 | Fr-HS | Waxahachie, TX (Waxahachie) |
| 38 | Riethman, Drew | PLK | 6-0 | 205 | Jr-SQ | Ft. Worth, TX (Nolan Catholic) |
| 64 | Robinson, Layden | OL | 6-4 | 314 | Fr-HS | Marvel, TX (Marvel) |
| 99 | Rogers, Josh | DL | 6-5 | 290 | So-1L | Houston, TX (Christian) |
| 13 | Rogers, Kendrick | WR | 6-4 | 204 | Jr-2L | Frankston, TX (Frankston) |
| 24 | Russell, Chris | LB | 6-2 | 220 | Fr-HS | Dyersburg, TN (Dyersburg) |
| 57 | Rutledge, McCrae | LB | 5-10 | 211 | Jr-SQ | Uvalde, TX (Uvalde) |
| 27 | Sanders, A.J. | RB | 5-10 | 205 | Jr-SQ | The Woodlands, TX (College Park) |
| 87 | Scoggin, Tyler | TE | 6-4 | 248 | Fr-RS | Weatherford, TX (Weatherford) |
| 47 | Small, Seth | PLK | 5-11 | 205 | So-1L | Katy, TX (Katy) |
| 17 | Smith, Ainius | WR | 5-10 | 193 | Fr-HS | Sugar Land, TX (Ft. Bend Dulles) |
| 32 | Smith, Hunter | WR | 6-3 | 203 | Jr-SQ | Pearland, TX (Pearland) |
| 24 | Smith, Jake | QB | 6-2 | 221 | Fr-HS | Tyler, TX (Bishop Gorman) |
| 61 | Spann, Thomas | OL | 6-5 | 300 | So-TR | Mt. Pleasant, TX (Mt. Pleasant/Trinity Valley CC) |
| 28 | Spiller, Isaiah | RB | 6-1 | 220 | Fr-HS | Spring, TX (Klein Collins) |
| 45 | Stanley, Sam | FB | 6-2 | 245 | Jr-TR | Tomball, TX (Christian/Sam Houston St.) |
| 19 | Taylor, Colton | QB | 6-3 | 205 | Jr-SQ | Houston, TX (Memorial) |
| 33 | Taylor, Dylan | WR | 6-4 | 207 | Jr-TR | Seguin, TX (Seguin/Texas State) |
| 58 | Townsend, Garrett | DS | 5-11 | 215 | Fr-HS | Houston, TX (Cypress Christian) |
| 53 | Trainor, Blake | OL | 6-7 | 330 | Fr-HS | Hallsville, TX (Hallsville) |
| 4 | Tucker, Derrick | DB | 6-1 | 195 | Jr-2L | Marvel, TX (Marvel) |
| 47 | West, Ethan | WR | 5-10 | 170 | Fr-HS | Houston, TX (Stratford) |
| 12 | White, Braden | LB | 5-11 | 225 | Jr-2L | Florence, AL (Florence) |
| 32 | White Jr., Andre | LB | 6-3 | 225 | Fr-HS | Harrisburg, PA (Harrisburg) |
| 25 | Williams, Brian | DB | 6-1 | 218 | Fr-HS | Dallas, TX (Bishop Dunne) |
| 40 | Wilson, Tyree | DL | 6-6 | 260 | Fr-RS | New London, TX (West Rusk) |
| 82 | Wright, Dylan | WR | 6-4 | 215 | Fr-HS | Mesquite, TX (West Mesquite) |
| 93 | Wright, Max | DL | 6-4 | 265 | So-1L | Katy, TX (Katy Taylor) |
| 85 | Wydermyer, Jalen | TE | 6-5 | 260 | Fr-HS | Dickinson, TX (Dickinson) |
| 13 | Young, Erick | DB | 6-1 | 212 | Fr-HS | Richmond, TX (Ft. Bend Bush) |
| 43 | Zettler, Alex | DB | 6-0 | 194 | Fr-RS | West Jordan, UT (Brighton) |

TEXAS A&M NUMERICAL ROSTER

| NO. | PLAYER | POS. | HT | WT | CL-EXP | HOMETOWN (HIGH SCHOOL/PREVIOUS SCHOOL) |
|-----|------------------------|------|------|-----|--------|---|
| 1 | Davis, Quartney | WR | 6-2 | 200 | Jr-2L | Houston, TX (Langham Creek) |
| 1 | Johnson, Buddy | LB | 6-2 | 228 | Jr-2L | Dallas, TX (Kimball) |
| 2 | Ausbon, Jhamon | WR | 6-2 | 218 | Jr-2L | Houston, TX (IMG Academy (Fla)) |
| 2 | Blades, Elijah | DB | 6-2 | 185 | Jr-TR | Pasadena, CA (Muir/Arizona Western) |
| 3 | Jackson, Vernon | RB | 6-3 | 230 | So-1L | Boling, TX (Boling) |
| 3 | Johnson, Tyree | DL | 6-4 | 250 | Fr-RS | Washington, DC (St. John's College) |
| 4 | Foster, James | QB | 6-3 | 217 | Fr-RS | Montgomery, AL (Lanier) |
| 4 | Tucker, Derrick | DB | 6-1 | 195 | Jr-2L | Marvel, TX (Marvel) |
| 5 | Brown III, Bobby | DL | 6-4 | 325 | So-1L | Arlington, TX (Lamar) |
| 5 | Preston, Jalen | WR | 6-2 | 214 | Fr-RS | Marvel, TX (Marvel) |
| 6 | Hunter, Derick | DL | 6-4 | 295 | Fr-HS | Ft. Myers, FL (Dunbar) |
| 6 | Paul, Roshauud | WR | 6-0 | 180 | Jr-2L | Bremond, TX (Bremond) |
| 7 | Corbin, Jashaun | RB | 6-0 | 210 | So-1L | Rockledge, FL (Rockledge) |
| 7 | Morris, Devin | DB | 6-1 | 192 | So-SQ | Caldwell, TX (Caldwell) |
| 8 | Blumrick, Connor | QB | 6-5 | 210 | So-SQ | Pearland, TX (Pearland) |
| 8 | Leal, DeMarvin | DL | 6-4 | 290 | Fr-HS | San Antonio, TX (Judson) |
| 9 | Jones, Hezekiah | WR | 5-11 | 189 | Jr-2L | Stafford, TX (Stafford) |
| 9 | O'Neal Jr., Leon | DB | 6-1 | 210 | So-1L | Cypress, TX (Cypress Springs) |
| 10 | Calzada, Zach | QB | 6-3 | 209 | Fr-HS | Sugar Hill, GA (Lanier) |
| 10 | Jones, Myles | DB | 6-4 | 185 | Jr-2L | Magnolia, TX (West) |
| 11 | Mond, Kellen | QB | 6-3 | 217 | Jr-2L | San Antonio, TX (IMG Academy (Fla.)) |
| 11 | Pryor, Larry | DB | 6-0 | 211 | Sr-3L | Sulphur Springs, TX (Sulphur Springs) |
| 12 | White, Braden | LB | 5-11 | 225 | Jr-2L | Florence, AL (Florence) |
| 13 | Rogers, Kendrick | WR | 6-4 | 204 | Jr-2L | Frankston, TX (Frankston) |
| 13 | Young, Erick | DB | 6-1 | 212 | Fr-HS | Richmond, TX (Ft. Bend Bush) |
| 14 | Buckley, Camron | WR | 6-2 | 194 | Jr-2L | Cedar Hill, TX (Cedar Hill) |
| 14 | Carper, Keldrick | DB | 6-2 | 200 | Jr-2L | Plain Dealing, LA (Plain Dealing) |
| 15 | Fernandes, Alex | QB | 6-3 | 209 | So-TR | Austin, TX (Vandegrift/UTEP) |
| 15 | Martin, Jeremiah | DL | 6-5 | 244 | So-1L | San Bernardino, CA (Cajon) |
| 16 | Johnson, Brian | DB | 6-2 | 190 | So-1L | Marvel, TX (Marvel) |
| 16 | Lane, Chase | WR | 6-0 | 194 | Fr-HS | Houston, TX (St. Pius X) |
| 17 | Smith, Ainiias | WR | 5-10 | 193 | Fr-HS | Sugar Land, TX (Ft. Bend Dulles) |
| 18 | Brown, Kam | WR | 6-0 | 180 | Fr-HS | Colleyville, TX (Heritage) |
| 19 | Hines III, Anthony | LB | 6-3 | 226 | So-1L | Plano, TX (East) |
| 19 | Taylor, Colton | QB | 6-3 | 205 | Jr-SQ | Houston, TX (Memorial) |
| 20 | Mason, Reese | WR | 6-1 | 204 | Fr-RS | Magnolia, TX (Magnolia) |
| 20 | Okeke, Ikenna | LB | 6-3 | 225 | So-SQ | Smyrna, TN (Smyrna) |
| 21 | Oliver, Charles | DB | 6-2 | 196 | Sr-3L | Fairfield, TX (Fairfield) |
| 21 | Prince, Deneric | RB | 6-1 | 211 | Fr-RS | Marvel, TX (Marvel) |
| 22 | Chatman, Clifford | DB | 6-5 | 192 | Jr-1L | New Orleans, LA (McDonogh 35) |
| 23 | Kibodi, Jacob | RB | 6-2 | 218 | So-1L | Baton Rouge, LA (Christian Life Academy) |
| 23 | Lee Jr., Tarian | LB | 6-2 | 233 | Fr-HS | Tallahassee, FL (Godby) |
| 24 | Russell, Chris | LB | 6-2 | 220 | Fr-HS | Dyersburg, TN (Dyersburg) |
| 24 | Smith, Jake | QB | 6-2 | 221 | Fr-HS | Tyler, TX (Bishop Gorman) |
| 25 | Richardson, Cordarrion | RB | 6-0 | 240 | So-TR | Memphis, TN (Trezevant/UCF) |
| 25 | Williams, Brian | DB | 6-1 | 218 | Fr-HS | Dallas, TX (Bishop Dunne) |
| 26 | Groff, Jacob | TE | 6-2 | 200 | So-SQ | San Antonio, TX (Churchill) |
| 26 | Richardson, Demani | DB | 6-1 | 210 | Fr-HS | Waxahachie, TX (Waxahachie) |
| 27 | Elam, Roney | DB | 6-2 | 195 | Sr-3L | Newton, TX (Newton) |
| 27 | Sanders, A.J. | RB | 5-10 | 205 | Jr-SQ | The Woodlands, TX (College Park) |
| 28 | Fuller, Travon | DB | 6-1 | 174 | Jr-2L | Athens, TX (Athens) |
| 28 | Spiller, Isaiah | RB | 6-1 | 220 | Fr-HS | Spring, TX (Klein Collins) |
| 29 | Bushland, Daniel | WR | 6-0 | 190 | Fr-RS | Austin, TX (St. Michael's Catholic Academy) |
| 29 | Renfro, Debione | DB | 6-2 | 198 | Jr-2L | Pearland, TX (Pearland) |
| 30 | Boykin, Andrew | WR | 6-1 | 181 | So-SQ | Austin, TX (Westlake) |
| 30 | Prendergast, Cade | DB | 6-3 | 190 | So-SQ | Prosper, TX (Prosper) |
| 31 | Britz, Reinard | QB | 6-3 | 192 | Fr-RS | Conroe, TX (Oak Ridge) |
| 31 | Johnson, Marquez | DB | 5-10 | 200 | Jr-SQ | Dallas, TX (Pinkston) |
| 32 | Smith, Hunter | WR | 6-3 | 203 | Jr-SQ | Pearland, TX (Pearland) |
| 32 | White Jr., Andre | LB | 6-3 | 225 | Fr-HS | Harrisburg, PA (Harrisburg) |
| 33 | Hansford, Aaron | LB | 6-3 | 240 | Jr-1L | Washington, D.C. (St. John's College) |
| 33 | Taylor, Dylan | WR | 6-4 | 207 | Jr-TR | Seguin, TX (Seguin/Texas State) |
| 34 | Barker, Noah | DB | 6-0 | 181 | So-SQ | Salado, TX (Salado) |
| 34 | Mann, Braden | P/KO | 5-11 | 195 | Sr-3L | Houston, TX (Cy-Fair) |
| 35 | Cuellar, Zachary | DB | 5-10 | 175 | Jr-SQ | San Antonio, TX (Churchill) |
| 35 | Reaves, Bladen | RB | 5-10 | 196 | Fr-HS | Atlanta, TX (Pleasant Grove) |

| NO. | PLAYER | POS. | HT | WT | CL-EXP | HOMETOWN (HIGH SCHOOL/PREVIOUS SCHOOL) |
|-----|------------------------|------|------|-----|--------|--|
| 36 | Brown, Ke'Shun | LB | 6-1 | 230 | Fr-HS | Montgomery, AL (Carver) |
| 36 | Davis, Caden | PLK | 6-2 | 196 | Fr-HS | Coppell, TX (Coppell) |
| 37 | Brobbery, Nigel | FB | 6-2 | 230 | Fr-HS | Arlington, TX (Mansfield Summit) |
| 37 | Howard, Mitchell | DL | 6-1 | 254 | Sr-SQ | Cypress, TX (Concordia Lutheran) |
| 38 | Hitchcock, Konnor | DB | 5-8 | 174 | So-SQ | Tyler, TX (Chapel Hill) |
| 38 | Riethman, Drew | PLK | 6-0 | 205 | Jr-SQ | Ft. Worth, TX (Nolan Catholic) |
| 39 | Marek, Brady | DB | 6-0 | 165 | So-SQ | Keller, TX (Keller) |
| 39 | Pagel, Jake | DS | 6-2 | 227 | So-SQ | Dallas, TX (Jesuit) |
| 40 | Choate, Connor | DS | 6-1 | 203 | Fr-RS | Coppell, TX (Coppell) |
| 40 | Wilson, Tyree | DL | 6-6 | 260 | Fr-RS | New London, TX (West Rusk) |
| 41 | Maldonado, Michael | DS | 6-1 | 201 | So-TR | Somerset, TX (Somerset/UTSA) |
| 41 | Orebo, R.J. | DL | 6-7 | 265 | Fr-HS | Dayton, TX (Dayton) |
| 42 | Azakytu, Ke'Undre | WR | 6-0 | 190 | Jr-SQ | Dallas, TX (Wilmer Hutchins) |
| 42 | Harry, Camron | TE | 6-5 | 275 | So-SQ | Katy, TX (Taylor) |
| 43 | Baldree, Cagan | FB | 6-4 | 265 | Jr-SQ | Carthage, TX (Carthage) |
| 43 | Zettler, Alex | DB | 6-0 | 194 | Fr-RS | West Jordan, UT (Brighton) |
| 45 | Bland, Logan | LB | 6-0 | 230 | Fr-HS | Goliad, TX (Goliad) |
| 45 | Stanley, Sam | FB | 6-2 | 245 | Jr-TR | Tomball, TX (Christian/Sam Houston St.) |
| 46 | Renick, Ryan | TE | 6-2 | 231 | Jr-1L | Iola, TX (Iola/Kansas) |
| 47 | Small, Seth | PLK | 5-11 | 205 | So-1L | Katy, TX (Katy) |
| 47 | West, Ethan | WR | 5-10 | 170 | Fr-HS | Houston, TX (Stratford) |
| 48 | Guerrieri, Alan | P/K | 5-10 | 190 | Fr-HS | College Station, TX (College Station) |
| 51 | Anderson, Riley | OL | 6-5 | 304 | Jr-SQ | Mineola, TX (Mineola) |
| 51 | Mawad, Joseph | LB | 6-2 | 238 | So-SQ | Oyster Bay, NY (St. Dominic) |
| 52 | Madubuike, Justin | DL | 6-3 | 304 | Jr-2L | McKinney, TX (North) |
| 53 | Locke, John | LB | 6-2 | 210 | Jr-SQ | Richmond, TX (Ft. Bend Travis) |
| 53 | Trinor, Blake | OL | 6-7 | 330 | Fr-HS | Hallsville, TX (Hallsville) |
| 54 | Green, Carson | OL | 6-6 | 315 | Jr-2L | Southlake, TX (Carroll) |
| 55 | Green, Kenyon | OL | 6-4 | 330 | Fr-HS | Humble, TX (Atascocita) |
| 55 | Jones, Adarious | DL | 6-4 | 310 | Fr-HS | Virginia Beach, VA (Bishop Sullivan) |
| 56 | Magee II, Keath | LB | 6-0 | 225 | Jr-2L | Houston, TX (Westfield) |
| 57 | Rutledge, McCrae | LB | 5-10 | 211 | Jr-SQ | Uvalde, TX (Uvalde) |
| 58 | Townsend, Garrett | DS | 5-11 | 215 | Fr-HS | Houston, TX (Cypress Christian) |
| 60 | Clement, Bart | OL | 6-2 | 319 | Fr-RS | Missouri City, TX (Ft. Bend Marshall) |
| 61 | Spann, Thomas | OL | 6-5 | 300 | So-TR | Mt. Pleasant, TX (Mt. Pleasant/Trinity Valley CC) |
| 62 | Hall, Harrison | OL | 6-1 | 266 | Fr-HS | Dallas, TX (Highland Park) |
| 63 | Kobza, Braeden | OL | 5-11 | 272 | Fr-HS | Tomball, TX (Rosehill Christian) |
| 64 | Robinson, Layden | OL | 6-4 | 314 | Fr-HS | Marvel, TX (Marvel) |
| 65 | Moore Jr., Dan | OL | 6-5 | 325 | Jr-2L | Beaumont, TX (West Brook) |
| 67 | Gallagher, Galen | OL | 6-4 | 296 | Fr-RS | Orange Grove, TX (Orange Grove) |
| 71 | Reed, Grayson | OL | 6-5 | 305 | So-1L | Cypress, TX (Cypress Creek) |
| 72 | Blanton, Colten | OL | 6-7 | 303 | Fr-RS | Cypress, TX (Cy Ranch) |
| 73 | Hocker, Jared | OL | 6-5 | 323 | Jr-2L | North Richland Hills, TX (Birdville) |
| 74 | Diesch, Kellen | OL | 6-6 | 298 | Jr-1L | Trophy Club, TX (Byron Nelson) |
| 75 | Matthews, Luke | OL | 6-4 | 315 | Fr-RS | Missouri City, TX (Elkins) |
| 76 | Prater, Colton | OL | 6-4 | 298 | Sr-3L | Bossier City, LA (Airlie) |
| 77 | McCollum, Ryan | OL | 6-5 | 305 | Jr-2L | Spring, TX (Klein Oak) |
| 79 | Jenkins, Marcus "Tank" | OL | 6-3 | 325 | Fr-RS | Montgomery, AL (Park Crossing) |
| 80 | Ondrusek, Tyler | TE | 6-7 | 211 | Fr-RS | Houston, TX (Westbury Christian) |
| 81 | Chapman, Caleb | WR | 6-5 | 214 | Fr-RS | Friendswood, TX (Clear Brook) |
| 82 | Wright, Dylan | WR | 6-4 | 215 | Fr-HS | Mesquite, TX (West Mesquite) |
| 83 | Jackson, Kenyon | WR | 6-6 | 200 | Fr-HS | Loganville, GA (Grayson) |
| 84 | Reynolds, Moses | DB | 6-2 | 187 | Jr-SQ | San Antonio, TX (Jay) |
| 85 | Wydermyer, Jalen | TE | 6-5 | 260 | Fr-HS | Dickinson, TX (Dickinson) |
| 86 | Beal, Glenn | TE | 6-5 | 265 | So-1L | New Orleans, LA (John Curtis) |
| 87 | Scoggin, Tyler | TE | 6-4 | 248 | Fr-RS | Weatherford, TX (Weatherford) |
| 88 | Cupp, Baylor | TE | 6-6 | 245 | Fr-HS | Brock, TX (Brock) |
| 89 | Mellenbruch, Justin | FB | 6-1 | 240 | So-SQ | Austin, TX (Westlake) |
| 91 | Clemons, Micheal | DL | 6-5 | 270 | Jr-1L | Garland, TX (Sachse/Cisco (TX) JC) |
| 92 | Peevy, Jayden | DL | 6-6 | 290 | Jr-2L | Bellaire, TX (Bellaire) |
| 93 | Wright, Max | DL | 6-4 | 265 | So-1L | Katy, TX (Katy Taylor) |
| 94 | Higdon, Spencer | LB | 6-2 | 223 | So-SQ | San Antonio, TX (Christian) |
| 95 | Constantinou, Nik | P | 6-0 | 190 | Fr-HS | Melbourne, Australia (Penleigh & Essendon Grammar) |
| 95 | Milam, Danny | DL | 5-11 | 257 | Jr-SQ | Douglasville, GA (New Manchester) |
| 99 | Rogers, Josh | DL | 6-5 | 290 | So-1L | Houston, TX (Christian) |

LAST 10 SINGLE GAME PERFORMANCES

10 OR MORE TACKLES GAME

| PLAYER | DATE | OPP. | TACKLES |
|-------------------|----------------|------------|---------|
| Buddy Johnson | Oct. 19, 2019 | Ole Miss | 10 |
| Buddy Johnson | Oct. 12, 2019 | Alabama | 11 |
| Demani Richardson | Oct. 12, 2019 | Alabama | 11 |
| Clifford Chattman | Oct. 12, 2019 | Alabama | 10 |
| Keldrick Carper | Sept. 28, 2019 | N Arkansas | 10 |
| Donovan Wilson | Nov. 24, 2018 | LSU | 13 |
| Otaro Alaka | Nov. 24, 2018 | LSU | 11 |
| Debione Renfro | Nov. 24, 2018 | LSU | 10 |
| Justin Madubuike | Nov. 24, 2018 | LSU | 10 |
| Otaro Alaka | Nov. 10, 2018 | Ole Miss | 11 |
| Donovan Wilson | Oct. 6, 2018 | Kentucky | 12 |

300-YARD PASSING GAME

| PLAYER | DATE | OPP. | PASS YDS |
|---------------|----------------|------------------|----------|
| Kellen Mond | Sept. 21, 2019 | Auburn | 335 |
| Kellen Mond | Sept. 14, 2019 | Lamar | 317 |
| Kellen Mond | Oct. 13, 2018 | @ South Carolina | 353 |
| Kellen Mond | Sept. 8, 2018 | Clemson | 430 |
| Nick Starkel | Dec. 29, 2017 | N Wake Forest | 499 |
| Nick Starkel | Nov. 11, 2017 | New Mexico | 416 |
| Kellen Mond | Sept. 16, 2017 | Louisiana | 301 |
| Trevor Knight | Dec. 28, 2016 | N Kansas State | 310 |
| Trevor Knight | Sept. 10, 2016 | Prairie View A&M | 344 |
| Jake Hubenak | Dec. 30, 2015 | N Louisville | 307 |
| Kyle Allen | Nov. 21, 2015 | @ Vanderbilt | 336 |

100-YARD RUSHING GAME

| PLAYER | DATE | OPP. | RUSH YDS |
|-------------------|----------------|-------------|----------|
| Isaiah Spiller | Sept. 14, 2019 | Lamar | 116 |
| Isaiah Spiller | Aug. 29, 2019 | Texas State | 106 |
| Jashaun Corbin | Aug. 29, 2019 | Texas State | 103 |
| Trayveon Williams | Dec. 31, 2018 | N NC State | 241 |
| Trayveon Williams | Nov. 24, 2018 | LSU | 198 |
| Trayveon Williams | Nov. 17, 2018 | UAB | 167 |
| Trayveon Williams | Nov. 10, 2018 | Ole Miss | 228 |
| Trayveon Williams | Nov. 3, 2018 | @ Auburn | 107 |
| Trayveon Williams | Oct. 6, 2018 | Kentucky | 138 |
| Trayveon Williams | Sept. 29, 2018 | N Arkansas | 153 |

100-YARD RECEIVING GAME

| PLAYER | DATE | OPP. | REC YDS |
|------------------|----------------|------------------|---------|
| Jhamon Ausbon | Sept. 21, 2019 | Auburn | 111 |
| Jhamon Ausbon | Sept. 14, 2019 | Lamar | 109 |
| Quartney Davis | Nov. 24, 2018 | LSU | 101 |
| Jace Sternberger | Oct. 13, 2018 | @ South Carolina | 145 |
| Quartney Davis | Oct. 13, 2018 | @ South Carolina | 127 |
| Kendrick Rogers | Sept. 8, 2018 | Clemson | 120 |
| Christian Kirk | Dec. 29, 2017 | N Wake Forest | 189 |
| Jhamon Ausbon | Dec. 29, 2017 | N Wake Forest | 112 |
| Damion Ratley | Nov. 18, 2017 | @ Ole Miss | 111 |
| Roshauud Paul | Nov. 11, 2017 | New Mexico | 129 |
| Christian Kirk | Nov. 11, 2017 | New Mexico | 120 |

10 OR MORE RECEPTIONS GAME

| PLAYER | DATE | OPP. | REC |
|-------------------|---------------|---------------------|-----|
| Christian Kirk | Dec. 29, 2017 | N Wake Forest | 13 |
| Jhamon Ausbon | Dec. 29, 2017 | N Wake Forest | 12 |
| Josh Reynolds | Dec. 28, 2016 | N Kansas State | 12 |
| Christian Kirk | Oct. 1, 2016 | @ South Carolina | 12 |
| Christian Kirk | Dec. 30, 2015 | N Louisville | 10 |
| Josh Reynolds | Dec. 30, 2015 | N Louisville | 11 |
| Speedy Noil | Oct. 11, 2014 | Ole Miss | 11 |
| Ricky Seals-Jones | Oct. 4, 2014 | @ Mississippi State | 10 |
| Malcome Kennedy | Aug. 28, 2014 | @ South Carolina | 14 |
| Mike Evans | Oct. 19, 2013 | Auburn | 11 |

200-YARD ALL-PURPOSE GAME

| PLAYER | DATE | OPP. | A-P YDS |
|-------------------|----------------|--------------------|---------|
| Trayveon Williams | Dec. 31, 2018 | N NC State | 241 |
| Trayveon Williams | Nov. 10, 2018 | Ole Miss | 243 |
| Trayveon Williams | Oct. 6, 2018 | Kentucky | 210 |
| Trayveon Williams | Aug. 30, 2018 | Northwestern State | 242 |
| Christian Kirk | Dec. 29, 2017 | N Wake Forest | 219 |
| Christian Kirk | Nov. 11, 2017 | New Mexico | 210 |
| Trayveon Williams | Nov. 4, 2017 | Auburn | 233 |
| Christian Kirk | Sept. 23, 2017 | N Arkansas | 246 |
| Trayveon Williams | Sept. 3, 2017 | UCLA | 203 |
| Christian Kirk | Nov. 24, 2016 | LSU | 212 |

INDIVIDUAL SEASON & CAREER HIGHS

OFFENSE

#2 - Jhamon Ausbon

8 vs. Auburn **Rec.** 12 vs. Wake Forest, 2017
 111 vs. Auburn **Rec. Yds** 112 vs. Wake Forest, 2017
 1, 2x, last vs. Lamar **Rec. TDs** 1, 5x, last vs. Lamar, 2019
 41 vs. Auburn **Long Play** 41 vs. Auburn, 2019

#86 - Glenn Beal

2 vs. Texas State **Rec.** 2 vs. Texas State, 2019
 10 vs. Texas State **Rec. Yds** 10 vs. Texas State, 2019
 5 vs. Texas State **Long Play** 5 vs. Texas State, 2019

#14 - Camron Buckley

4 vs. Lamar **Rec.** 4, 2x, last vs. Lamar, 2019
 60 vs. Lamar **Rec. Yds** 93 vs. Clemson, 2018
 n/a **Rec. TDs** 1 four times
 27 vs. Lamar **Long Play** 70 vs. Mississippi St., 2017

#1 - Quartney Davis

7, 2x, last vs. Alabama **Rec.** 9 at South Carolina, 2018
 85 vs. Texas State **Rec. Yds** 127 at S. Carolina, 2018
 2 vs. Arkansas **Rec. TDs** 2, 3x, last vs. Arkansas, 2019
 29 vs. Texas State **Long Play** 37 vs. UAB, 2018

#13 - Kendrick Rogers

6, 2x, last vs. Lamar **Rec.** 7 vs. Clemson, 2018
 83 vs. Lamar **Rec. Yds** 120 vs. Clemson, 2018
 1 at Ole Miss **Rec. TDs** 2 two times
 22 vs. Lamar **Long Play** 30 vs. Clemson

#17 - Ainias Smith

..... **Rec.** 6 vs. Lamar, 2019
 **Rec. Yds** 80 vs. Arkansas, 2019
 **Rec. TDs** 1, 3x, last vs. Arkansas, 2019
 **Long Play** 20 vs. Lamar, 2019

#85 - Jalen Wydermyer

..... **Rec.** 4 at Ole Miss, 2019
 **Rec. Yds** 67 at Ole Miss, 2019
 **Rec. TDs** 2 vs. Alabama, 2019
 **Long Play** 29 at Ole Miss, 2019

#23 - Jacob Kibodi

11 vs. Lamar **Rushes** 11 vs. Lamar, 2019
 45 vs. Lamar **Rush Yds** 101 vs. Louisiana, 2017
 1 vs. Lamar **Rush TD** 1 vs. Lamar, 2019
 14 vs. Arkansas **Long Rush** 67 vs. Louisiana, 2017

#28 - Isaiah Spiller

..... **Rushes** 16 at Ole Miss, 2019
 **Rush Yds** 106 vs. Texas State, 2019
 **Rush TD** 2 vs. Lamar, 2019
 **Long Play** 85 vs. Texas State, 2019

#11 - Kellen Mond

31 vs. Auburn **Comp** 31 vs. Auburn, 2019
 49 vs. Auburn **Att.** 49, 2x, last vs. Auburn, 2019
 335 vs. Auburn **Pass. Yds** 430 vs. Clemson, 2018
 3, 2x, last vs. Arkansas **Pass. TDs** 6 vs. LSU, 2018
 41 vs. Auburn **Long Pass** 81 vs. Louisiana, 2017
 16 vs. Alabama **Rushes** 20 vs. LSU, 2018
 90 vs. Alabama **Rush Yds** 109 vs. Arkansas, 2017
 36 vs. Alabama **Long Rush** 79 vs. Arkansas, 2017
 1, 3x, last Alabama **Rush TD** 2 vs. ULM, 2018

#10 - Zach Calzada

..... **Comp** 4, 2x, last vs. Lamar, 2019
 **Att.** 9 vs. Texas State, 2019
 **Pass. Yds** 68 vs. Lamar, 2019
 **Long Pass** 25 vs. Lamar, 2019
 **Pass TD** 2 vs. Lamar, 2019

DEFENSE

#2 - Elijah Blades

..... **Tackles** 4 at Clemson, 2019
 **TFL** 1.0, 2x, last at Clemson, 2019
 **Sacks** 1.0 at Clemson, 2019
 **PBU** 1, 2x, last at Ole Miss, 2019

#5 - Bobby Brown III

4 vs. Auburn **Tackles** 4 vs. Auburn, 2019
 0.5 at Ole Miss **TFL** 1.0 at South Carolina, 2018
 n/a **QBH** 1 vs. Arkansas, 2018
 1 vs. Lamar **Block** 1 vs. Lamar, 2019

#14 - Keldrick Carper

10 vs. Arkansas **Tackles** 10 vs. Arkansas, 2019
 1.5 vs. Auburn **TFL** 1.5 vs. Auburn, 2019

#22 - Clifford Chattman

10 vs. Alabama **Tackles** 10 vs. Alabama, 2019
 1 at Ole Miss **INT** 1 at Ole Miss, 2019

#91 - Micheal Clemons

6 vs. Arkansas **Tackles** 6 vs. Arkansas, 2019
 0.5 vs. Texas State **TFL** 1.0 two times
 n/a **Sacks** 0.5 two times
 1 at Clemson **QBH** 1 at Clemson, 2019

#27 - Roney Elam

5 vs. Texas State **Tackles** 7 vs. NC State, 2018
 1.0 vs. Texas State **TFL** 1.0 vs. Texas State, 2019
 1.0 vs. Texas State **Sacks** 1.0 vs. Texas State, 2019
 1, 2x, last at Clemson **INT** 1, 2x, last at Clemson, 2019

#28 - Travon Fuller

2, 2x, last vs. Alabama **Tackles** 3 vs. Northwestern St., 2018
 1.0 vs. Lamar **TFL** 1.0 vs. Lamar, 2019
 1 at Ole Miss **PBU** 1 at Ole Miss, 2019

#33 - Aaron Hansford

2 vs. Arkansas **Tackles** 2 vs. Arkansas, 2019
 0.5 vs. Arkansas **TFL** 0.5 vs. Arkansas, 2019
 1, 2x, last vs. Auburn **QBH** 1, 2x, last vs. Auburn, 2019
 1 vs. Arkansas **PBU** 1 vs. Arkansas, 2019
 1.0 vs. Alabama **Sacks** 1.0 vs. Alabama, 2018

#19 - Anthony Hines III

6, 2x, last vs. Alabama **Tackles** 7 vs. Auburn, 2017
 1.0, 2x, last vs. Alabama **TFL** 2.0 two times
 n/a **Sacks** 1.0 three times
 1, 3x, last at Ole Miss **QBH** 1, 3x, last at Ole Miss, 2019

#1 - Buddy Johnson

11 vs. Alabama **Tackles** 11 vs. Alabama, 2019
 2.5 vs. Arkansas **TFL** 2.5 vs. Arkansas, 2019
 1.0 vs. Arkansas **Sacks** 1.0, 2x, last vs. Arkansas, 2019
 1, 2x, last vs. Arkansas **QBH** 1, 2x, last vs. Arkansas, 2019
 1 at Ole Miss **FR** 1, 2x, last at Ole Miss, 2019

#3 - Tyree Johnson

8 at Ole Miss **Tackles** 8 at Ole Miss, 2019
 2.0, 2x, last at Ole Miss **TFL** 2.0, 2x, last at Ole Miss, 2019
 1.0, 2x, last at Ole Miss **Sacks** 1.0, 3x, last at Ole Miss, 2019
 1, 4x, last at Ole Miss **QBH** 1, 4x, last at Ole Miss, 2019

#10 - Myles Jones

4 vs. Alabama **Tackles** 9, vs. Wake Forest, 2017
 1.0 at Clemson **TFL** 1.0 at Clemson, 2019
 2 vs. Texas State **INT** 2 vs. Texas State, 2019
 2 at Clemson **PBU** 3 vs. New Mexico, 2017

#8 - DeMarvin Leal

..... **Tackles** 5 at Ole Miss, 2019
 **TFL** 0.5 at Ole Miss, 2019
 **QBH** 1, 2x, last vs. Alabama, 2019

#52 - Justin Madubuike

6 vs. Alabama **Tackles** 10 vs. LSU, 2018
 2.0, 2x, last vs. Arkansas **TFL** 2.0, 5x, last vs. Arkansas, 2019
 1.0, 2x, last vs. Arkansas **Sacks** 1.0, 6x, last vs. Arkansas, 2019
 2 vs. Texas State **QBH** 2, 2x, last vs. Texas St., 2019
 1 vs. Arkansas **INT** 1 vs. Arkansas, 2019
 1 at Ole Miss **FF** 1, 5x, last at Ole Miss, 2019
 1 at Ole Miss **Block** 1, 2x, last at Ole Miss, 2019

#15 - Jeremiah Martin

1, 3x, last vs. Arkansas **Tackles** 1, 4x, last vs. Arkansas, 2019
 1.0 vs. Lamar **TFL** 1.0 vs. Lamar, 2019
 2 vs. Lamar **QBH** 2 vs. Lamar, 2019

#7 - Devin Morris

2 at Ole Miss **Tackles** 2 at Ole Miss, 2019
 1.0 at Ole Miss **TFL** 1.0 at Ole Miss, 2019

#21 - Charles Oliver

4 vs. Auburn **Tackles** 6 two times
 1.0 vs. Auburn **TFL** 1.0, 6x, last vs. Auburn
 n/a **Sacks** 1.0 at UCLA, 2017
 2 vs. Arkansas **PBU** 2, 3x, last vs. Arkansas, 2019

#9 - Leon O'Neal, Jr.

5 at Clemson **Tackles** 6 vs. NC State
 1.0 vs. Texas State **TFL** 1.0, 3x, last vs. Texas St., 2019
 n/a **PBU** 1 vs. NC State
 1 vs. Texas State **INT** 1, 2x, last vs. Texas St., 2019
 2 at Ole Miss **QBH** 2 at Ole Miss, 2019

#92 - Jayden Peevy

3, 3x, last at Ole Miss **Tackles** 6 vs. New Mexico, 2017
 1.5 vs. Texas State **TFL** 1.5 vs. Texas State, 2019
 1.0 vs. Texas State **Sacks** 1.0 vs. Texas State, 2019
 1 vs. Alabama **QBH** 1 vs. Alabama, 2019
 1 vs. Alabama **Block** 2 vs. UAB, 2018

#11 - Larry Pryor

6 vs. Auburn **Tackles** 9 twice
 1.0 vs. Auburn **TFL** 1.0, 3x, last vs. Auburn, 2019
 n/a **Sacks** 1.0 at Auburn, 2018
 1 vs. Texas State **PBU** 1 vs. Texas State, 2019

#29 - Debione Renfro

5 vs. Lamar **Tackles** 11, vs. Wake Forest 2017
 2.0 vs. Lamar **TFL** 2.0 vs. Lamar, 2019
 n/a **Sacks** 1.0 vs. LSU, 2018
 1, 2x, last at Ole Miss **PBU** 1, 12x, last at Ole Miss, 2019

#26 - Demani Richardson

..... **Tackles** 11 vs. Alabama, 2019
 **PBU** 1 vs. Alabama, 2019
 **INT** 1 vs. Alabama, 2019

#99 - Josh Rogers

3 vs. Lamar **Tackles** 3 vs. Lamar, 2019
 1.0 vs. Lamar **TFL** 1.0 vs. Lamar, 2019

#58 - Braden White

1, 2x, last vs. Lamar **Tackles** 4 vs. New Mexico, 2017
 1 vs. Lamar **QBH** 1 vs. Lamar, 2019

#40 - Tyree Wilson

..... **Tackles** 4 vs. Texas State, 2019
 **TFL** 1.0, 2x, last vs. Lamar, 2019
 **Sacks** 1.0 vs. Texas State, 2019

SPECIAL TEAMS

#34 - Braden Mann

4 vs. Arkansas **KO Touchbacks** 8 vs. New Mexico St., 2016
 56.0 vs. Auburn **Punt Avg.** 60.80 at Alabama, 2018
 68 vs. Auburn **Long Punt** 82 vs. Kentucky, 2018

#47 - Seth Small

2, 2x, last vs. Alabama **FG Made** 4 at S. Carolina, 2018
 50 vs. Arkansas **Long FG** 52 at S. Carolina, 2018

#17 - Ainias Smith

..... **Punt Returns** 4 at Ole Miss, 2019
 **Return Yds** 65 at Ole Miss, 2019
 **Long Return** 34 at Ole Miss, 2019
 **KO Returns** 2 at Ole Miss 2019
 **Return Yds** 40 at Ole Miss, 2019
 **Long Return** 31 vs. Arkansas, 2019



11 KELLEN MOND

QB | JR-2L | SAN ANTONIO, TEXAS [IMG ACADEMY (FLA.)]

- Junior QB Kellen Mond ranks among the top six all-time at Texas A&M in career attempts, completions, passing yards and passing touchdowns.
- Currently ranks third in the SEC in passing yards (1,769) and fourth in passing touchdowns (13) ... Has the third most rushing yards by a QB in the SEC (276) and is tied for second among league QBs with three rushing touchdowns.
- Mond is among the winningest quarterbacks in Texas A&M history, boasting a 18-6 career record, which ties him for eighth all-time with Stephen McGee (2005-08).
- Mond's 90 rushing yards against Alabama allowed him to join Johnny Manziel, Reggie McNeal and Stephen McGee as the only players in school history to pass for 5,000+ yards and rush for 1,000+ yards in a career.
- Against Lamar this season, Mond went 20-for-28, good for a career-best 71.4 completion percentage.
- Mond made it back-to-back 300-yard passing games as he threw for 317 yards against Lamar and 335 yards against Auburn ... He has surpassed the 300-yard mark five times in his career ... Only three other Aggies have tallied more 300-yard games.
- Mond has rushed and passed for a touchdown in the same game 11 times in his career, which leads all SEC quarterbacks at their current institutions.
- As a high schooler, Mond set the IMG Academy season records in 2016 for passing touchdowns and rushing touchdowns as a senior ... He passed for 1,936 yards and 20 TDs and rushed for 775 yards and 18 scores.
- Met current teammate Jhamon Ausbon through camps in high school and eventually became teammates with him at IMG Academy after Ausbon called Mond about the opportunity.
- Earned varsity letters as a sophomore and junior at Reagan High School in San Antonio before transferring to IMG.

CAREER BESTS

COMPLETIONS31 vs. Auburn, 2019
 ATTEMPTS 49, 2x, last vs. Auburn, 2019
 PASSING YARDS..... 430 vs. Clemson, 2018
 PASSING TDs 6 vs. LSU, 2018
 RUSHES 20 vs. LSU, 2018
 RUSH YARDS 109 vs. Arkansas, 2017
 RUSH TDs 2 vs. ULM 2018



2 JHAMON AUSBON

WR | JR-2L | HOUSTON, TEXAS [IMG ACADEMY (FLA.)]

- Junior WR Jhamon Ausbon is among the top 20 receivers all-time at Texas A&M on the career receptions and receiving yards lists.
- Has served as a team captain in all seven games this season.
- Ausbon leads all A&M receivers in receptions and receiving yards through the first seven games of the season.
- Ausbon has recorded two 100-yard receiving games so far this season and four in his career ... He tallied 109 yards against Lamar and followed that performance up with a near-career-best 111 against Auburn.
- Has not missed a start this season, and started every game he played in as a sophomore ... Missed four games of the 2018 season with a foot injury.
- After meeting current A&M QB Kellen Mond through high school camps and the pair became teammates as seniors at IMG Academy in Florida after Ausbon suggested the idea to Mond.
- Played his junior season at Houston St. Thomas and his sophomore campaign at Episcopal.

CAREER BESTS

RECEPTIONS 12 vs. Wake Forest, 2017
 REC. YARDS 112 vs. Wake Forest, 2017
 REC. TDS.....1, 5x, las vs. Lamar, 2019
 LONG PLAY 41 vs. Auburn, 2019




1 QUARTNEY DAVIS

WR | JR-2L | HOUSTON, TEXAS [LANGHAM CREEK]

- Junior WR Quartney Davis leads all receivers and rushers with 11 career touchdowns ... Has a team-best four touchdowns on the year.
- Ranks second on the team in receptions and receiving yards this season.
- Scored a pair of receiving touchdowns in the Arkansas game for his first multi-touchdown game of the season and third of his career.
- After making eighth appearances as a freshman, earned a starting spot as a sophomore as he started 12 of the team's 13 games.
- Forced the 2018 LSU game to go to overtime when he caught a 19-yard pass from Kellen Mond at the end of the fourth quarter ... Scored the final touchdown of the game on a 17-yard grab in the end zone in the seventh overtime.

CAREER BESTS

RECEPTIONS9 vs. South Carolina, 2018
 REC. YARDS127 vs. South Carolina, 2018
 REC. TDS..... 2, three times, last vs. Arkansas, 2019
 LONG PLAY37 vs. UAB, 2018



34 BRADEN MANN

P | SR-3L | HOUSTON, TEXAS [CY-FAIR]

- Senior P Braden Mann became Texas A&M's first winner of the Ray Guy Award after leading the FBS in gross punting and solidifying himself in the NCAA record books in three categories last season.
- Prior to his senior season, Mann was named a Preseason All-American by the Associated Press, ESPN and Sporting News, while also earning Preseason Coaches All-SEC First Team honors ... He was named to the Ray Guy Award Watch List.
- For his career, Mann is averaging 50.2 yards-per-punt.
- A unanimous All-American and the 2018 SEC Special Teams Player of the Year, Mann averaged 50.98 yards per punt, the best mark in college football history by nearly a yard (min. 36 punts).
- Mann owns the NCAA record for the most 60-or-more yard punts in a single season as 14 of his 50 punts in 2018 travelled 60-or-more yards, including a career-long 82-yarder against Kentucky ... He has booted 16 60-yarders in his career.
- At No. 1 Alabama in 2018, Mann broke the NCAA record with the highest gross punt average in a single game at 60.8 on five boots, breaking the record of 60.4 that was originally set by BYU's Lee Johnson vs. Wyoming, in 1983, and matched by Quinn Sharp of Oklahoma State vs. Nebraska in 2010.

CAREER BESTS

KICKOFF TOUCHBACKS.....8 vs. New Mexico, 2016
 PUNT AVG.....60.80 at Alabama, 2018
 LONG PUNT82 vs. Kentucky, 2018



52 JUSTIN MADUBUIKE

DL | JR-2L | MCKINNEY, TEXAS [NORTH]

- Junior DL Justin Madubuike has been a staple on the Aggie defensive line for last two seasons ... Earned a starting job as a sophomore and remains an energetic pass rushing threat.
- Prior to his third season, Madubuike was named to the Nagurski Trophy, Outland Trophy and Bednarik Award Watch Lists ... While also earning Preseason Coaches All-SEC First Team honors.
- Madubuike helped give the Aggies a lead they wouldn't relinquish, forcing a fumble in the third quarter at Ole Miss, which was picked up by classmate LB Buddy Johnson and returned for touchdown.
- Madubuike also recorded the second blocked kick of his career in the third quarter of the Ole Miss game, getting a hand on a 35-yard attempt.
- Has had at least 1.0 tackle for loss in four of the seven games this season.
- Madubuike recorded the first interception of his career, picking off a pass in the redzone against Arkansas and returning it 18 yards.
- Madubuike helps lead the Aggies with 7.5 tackles for loss on the season, including a team-best 2.5 sacks.
- Has played in every game over the last three seasons, starting 11 of the 12 games in 2018.
- Madubuike lives with his sister, Julia Madubuike, who is a junior sprinter for the A&M track & field team.

CAREER BESTS

TACKLES.....10 vs. LSU, 2018
 TFL2.0, five times, last vs. Arkansas, 2019
 SACKS1.0, six times, last vs. Arkansas, 2019
 QBH..... 2, two times, last vs. Texas State, 2019
 INTERCEPTION 1 vs. Arkansas, 2019



1 BUDDY JOHNSON

LB | JR-2L | DALLAS, TEXAS [KIMBALL]

- Junior LB Buddy Johnson has been one of the most consistent performers on the A&M defense in 2019 ... Has served as a team captain for all seven games this season.
- Leads the A&M defense with 48 tackles on the year, and is tied with classmate Justin Madubuike for team lead with 6.5 tackles for loss.
- Has made at least five tackles in six of the Aggies' seven games this season.
- Recorded his first double-digit tackle game of the season as he tallied a career-high 11 takedowns to lead the defense against Alabama.
- Johnson made it back-to-back games with double-figure tackles for the first time in his career with 10 takedowns at Ole Miss.
- Johnson picked up a fumble forced by Madubuike in the third quarter of the Ole Miss game and returned it 62 yards for a touchdown, marking A&M's longest fumble returned for a TD since the 2004 season.
- Was named SEC Defensive Player of the week for his outstanding play at Ole Miss ... He's the first Aggie to earn a conference weekly honor this season.
- Had a career-best 2.5 tackles for loss against Arkansas, including a sack for a 10-yard loss.
- Played in 11 games as a sophomore, making three starts.

CAREER BESTS

TACKLES.....11 vs. Alabama
 TFL2.5 vs. Arkansas, 2019
 SACKS1.0, two times, last vs. Arkansas, 2019
 QBH..... 1, two times, last vs. Arkansas, 2019

2019 TEXAS A&M FOOTBALL STATISTICS

SCHEDULE / RESULTS / RECORD BREAKDOWN

| Date | Opponent | Score | Overall | SEC | Start | Time | Temp | Attend |
|--------------|-------------------|---------|---------|-----|----------|------|------|---------|
| Thu Aug 29 | TEXAS STATE | W 41-7 | 1-0 | 0-0 | 7:30 PM | 3:13 | 93° | 98,016 |
| Sat Sep 7 | #1 Clemson | L 10-24 | 1-1 | 0-0 | 2:30 PM | 3:36 | 94° | 81,500 |
| Sat Sep 14 | LAMAR | W 62-3 | 2-1 | 0-0 | 6:00 PM | 3:19 | 94° | 97,195 |
| Sat Sep 21 * | #8 AUBURN | L 20-28 | 2-2 | 0-1 | 2:30 PM | 3:27 | 91° | 101,681 |
| Sat Sep 28 * | vs Arkansas / | W 31-27 | 3-2 | 1-1 | 11:00 AM | 3:22 | 72° | 51,441 |
| Sat Oct 12 * | ALABAMA | L 28-47 | 3-3 | 1-2 | 2:30 PM | 3:29 | 64° | 106,749 |
| Sat Oct 19 * | at Ole Miss | W 24-17 | 4-3 | 2-2 | 6:30 PM | 3:38 | 65° | 50,257 |
| Sat Oct 26 * | MISSISSIPPI STATE | | | | | | | |
| Sat Nov 2 * | UTSA | | | | | | | |
| Sat Nov 16 * | SOUTH CAROLINA | | | | | | | |
| Sat Nov 23 | at Georgia | | | | | | | |
| Sat Nov 30 * | at LSU | | | | | | | |

* - SEC Game / / - at AT&T Stadium (Arlington, Texas)
Rankings reflected as AP/USA Today ranking at time of the game

TEAM STATISTICS

| | A&M | OPPONENT |
|-------------------------------|---------------|---------------|
| SCORING | 216 | 153 |
| Points Per Game | 30.9 | 21.9 |
| FIRST DOWNS..... | 166 | 139 |
| Rushing | 58 | 53 |
| Passing..... | 96 | 71 |
| Penalty | 12 | 15 |
| RUSHING YARDAGE..... | 957 | 947 |
| Yards gained rushing..... | 1129 | 1131 |
| Yards lost rushing..... | 172 | 184 |
| Rushing Attempts | 217 | 220 |
| Average Per Rush..... | 4.4 | 4.3 |
| Average Per Game..... | 136.7 | 135.3 |
| TDs Rushing..... | 10 | 8 |
| PASSING YARDAGE..... | 1900 | 1405 |
| Comp-Att-Int | 167-273-6 | 138-237-8 |
| Average Per Pass | 7.0 | 5.9 |
| Average Per Catch..... | 11.4 | 10.2 |
| Average Per Game..... | 271.4 | 200.7 |
| TDs Passing | 15 | 9 |
| TOTAL OFFENSE | 2857 | 2352 |
| Total Plays | 490 | 457 |
| Average Per Play | 5.8 | 5.1 |
| Average Per Game..... | 408.1 | 336.0 |
| KICK RETURNS: #-Yards..... | 7-140 (20.0) | 12-300 (25.0) |
| PUNT RETURNS: #-Yards..... | 15-204 (13.6) | 13-258 (19.8) |
| INT RETURNS: #-Yards | 8-91 | 6-36 |
| FUMBLES-LOST..... | 12-6 | 3-2 |
| PENALTIES-Yards..... | 45-396 | 50-374 |
| Average Per Game..... | 56.6 | 53.4 |
| PUNTS-Yards | 30-1428 | 40-1614 |
| Average Per Punt | 47.6 | 40.3 |
| TIME OF POSSESSION/Game | 32:52 | 27:08 |
| 3RD-DOWN Conversions..... | 34-85 (40%) | 31-94 (33%) |
| 4TH-DOWN Conversions | 4-5 (80%) | 4-5 (80%) |
| SACKS BY-Yards | 12-105 | 19-102 |
| FIELD GOALS-ATTEMPTS | 11-15 | 7-12 |
| ON-SIDE KICKS | 0-1 | 0-1 |
| RED-ZONE SCORES..... | (28-33) 85% | (15-20) 75% |
| RED-ZONE TOUCHDOWNS..... | (18-33) 55% | (10-20) 50% |
| PAT-ATTEMPTS..... | (25-25) 100% | (18-19) 95% |
| ATTENDANCE AVG | 100,910 | 65,878 |

2019 UNDER FISHER SEASON

| | | |
|------------------------------|-----------|------|
| Overall..... | 4-3..... | 13-7 |
| Home | 2-2..... | 8-3 |
| Away | 1-1..... | 2-4 |
| Neutral..... | 1-0..... | 3-0 |
| SEC..... | 2-2..... | 7-5 |
| Non-Conference | 2-1..... | 6-2 |
| Overtime..... | 0-0 | 0-0 |
| Day | 1-3..... | 4-5 |
| Night | 3-0 | 9-2 |
| Televised | 4-3..... | 13-7 |
| Non-Televised..... | 0-0 | 0-0 |
| vs Top 25 | 0-3 | 3-5 |
| vs Top 15..... | 0-3 | 2-5 |
| vs Top 10 | 0-3 | 1-5 |
| vs Top 5 | 0-2 | 0-4 |
| Scores First..... | 4-2..... | 12-4 |
| Opponent Scores First | 0-1..... | 1-3 |
| Leading after 1st Qtr..... | 3-0 | 10-0 |
| Trailing after 1st Qtr | 1-2..... | 2-6 |
| Tied after 1st Qtr | 0-1..... | 1-1 |
| Leading at Half | 4-0 | 11-2 |
| Trailing at Half | 0-3 | 0-5 |
| Tied at Half | 0-0 | 2-0 |
| Leading after 3rd Qtr..... | 3-0 | 9-1 |
| Trailing after 3rd Qtr..... | 1-3..... | 1-6 |
| Tied after 3rd Qtr | 0-0 | 3-0 |
| Wins Coin Toss..... | 0-1..... | 4-2 |
| Loses Coin Toss..... | 3-3..... | 8-6 |
| Natural Grass..... | 3-3..... | 11-7 |
| Artificial Surface..... | 1-0..... | 2-0 |

SCORE BY QUARTERS

| | 1st | 2nd | 3rd | 4th | OT | Total |
|-----------|-----|-----|-----|-----|----|-------|
| Texas A&M | 44 | 61 | 38 | 73 | - | 216 |
| Opponents | 35 | 44 | 41 | 33 | - | 153 |

TEXAS A&M GAME-BY-GAME STATISTICS

OFFENSE

| | Date | Opponent | RUSHING | | | | RECEIVING | | | | PASSING | | | | KICK RETURNS | | | | PUNT RETURNS | | | | tot off |
|------|------|-------------------|---------|-----|----|----|-----------|------|----|----|-----------------|-----|----|----|--------------|-----|----|----|--------------|-----|----|------|---------|
| | | | No. | Yds | TD | Lg | No. | Yds | TD | Lg | C-A-I | Yds | TD | Lg | No | Yds | TD | Lg | No | Yds | TD | Lg | |
| AUG | 29 | TEXAS STATE | 36 | 246 | 2 | 85 | 23 | 232 | 3 | 40 | 23-36-1 | 232 | 3 | 40 | 1 | 19 | 0 | 19 | 2 | 13 | 0 | 12 | 478 |
| SEPT | 7 | at Clemson | 27 | 53 | 0 | 11 | 24 | 236 | 1 | 20 | 24-42-1 | 236 | 1 | 20 | 0 | 0 | 0 | 0 | 0 | 0 | 0 | 0 | 289 |
| | 14 | LAMAR | 34 | 223 | 5 | 38 | 26 | 410 | 3 | 37 | 26-41-1 | 410 | 3 | 37 | 1 | 16 | 0 | 16 | 4 | 107 | 0 | 41 | 633 |
| | 21 | AUBURN | 21 | 56 | 0 | 22 | 31 | 335 | 2 | 41 | 31-49-0 | 335 | 2 | 41 | 1 | 20 | 0 | 20 | 3 | 0 | 0 | 7 | 391 |
| | 28 | vs Arkansas | 33 | 89 | 1 | 18 | 23 | 251 | 3 | 30 | 23-35-1 | 251 | 3 | 30 | 1 | 31 | 0 | 31 | 1 | 9 | 0 | 9 | 340 |
| OCT | 12 | ALABAMA | 28 | 125 | 1 | 36 | 24 | 264 | 2 | 31 | 24-42-0 | 264 | 2 | 31 | 1 | 14 | 0 | 14 | 1 | 10 | 0 | 10 | 389 |
| | 19 | at Ole Miss | 38 | 165 | 1 | 22 | 16 | 172 | 1 | 29 | 16-28-2 | 172 | 1 | 29 | 2 | 40 | 0 | 23 | 4 | 65 | 0 | 34 | 337 |
| | 26 | MISSISSIPPI STATE | | | | | | | | | | | | | | | | | | | | | |
| NOV | 2 | UTSA | | | | | | | | | | | | | | | | | | | | | |
| | 16 | SOUTH CAROLINA | | | | | | | | | | | | | | | | | | | | | |
| | 23 | at Georgia | | | | | | | | | | | | | | | | | | | | | |
| | 30 | at LSU | | | | | | | | | | | | | | | | | | | | | |
| | | TEXAS A&M | 217 | 957 | 10 | 85 | 167 | 1900 | 15 | | 41167-273-61900 | 15 | 41 | 7 | 140 | 0 | 31 | 15 | 204 | 0 | 41 | 2857 | |
| | | OPPONENTS | 220 | 947 | 8 | 69 | 138 | 1405 | 9 | | 47138-237-81405 | 9 | 47 | 12 | 300 | 0 | 40 | 13 | 258 | 1 | 43 | 2352 | |

DEFENSE

| | | | TACKLES | | | SACKS | | FUMBLES | | | | Pass Brk | Blkd Kick | Kicks | 2-Pt Conv | | | Pts |
|------|------|-------------------|---------|-----|-------|----------|----------|---------|--------|---------|-----|----------|-----------|---------|-----------|-----|-----|-----|
| | Date | Opponent | Solo | Ast | Total | TFL-Yds | No-Yds | FF | FR-Yds | Int-Yds | QBH | | | Att-Mad | Run | Rcv | Saf | |
| AUG | 29 | TEXAS STATE | 27 | 28 | 55 | 9.0-33 | 3.0-22 | 0 | 0-0 | 4-57 | 2 | 3 | 0 | 5-5 | 0 | 0 | 0 | 41 |
| SEPT | 7 | at Clemson | 47 | 14 | 61 | 6.0-32 | 2.0-22 | 0 | 0-0 | 1-0 | 1 | 2 | 0 | 1-1 | 0 | 0 | 0 | 10 |
| | 14 | LAMAR | 28 | 10 | 38 | 6.0-15 | 0.0-0 | 1 | 1-8 | 0-0 | 8 | 2 | 1 | 8-8 | 0 | 0 | 0 | 62 |
| | 21 | AUBURN | 30 | 34 | 64 | 8.0-28 | 1.0-5 | 0 | 0-0 | 0-0 | 4 | 2 | 0 | 2-2 | 0 | 0 | 0 | 20 |
| | 28 | vs Arkansas | 32 | 32 | 64 | 6.0-24 | 2.0-17 | 0 | 0-0 | 1-18 | 3 | 8 | 0 | 4-4 | 0 | 0 | 0 | 31 |
| OCT | 12 | ALABAMA | 37 | 38 | 75 | 4.0-17 | 1.0-10 | 0 | 0-0 | 1-16 | 2 | 2 | 1 | 2-2 | 1 | 0 | 0 | 28 |
| | 19 | at Ole Miss | 36 | 34 | 70 | 9.0-47 | 3.0-29 | 1 | 1-62 | 1-0 | 5 | 3 | 1 | 3-3 | 0 | 0 | 0 | 24 |
| | 26 | MISSISSIPPI STATE | | | | | | | | | | | | | | | | |
| NOV | 2 | UTSA | | | | | | | | | | | | | | | | |
| | 16 | SOUTH CAROLINA | | | | | | | | | | | | | | | | |
| | 23 | at Georgia | | | | | | | | | | | | | | | | |
| | 30 | at LSU | | | | | | | | | | | | | | | | |
| | | TEXAS A&M | 237 | 190 | 427 | 48.0-196 | 12.0-105 | 2 | 2-70 | 8-91 | 25 | 22 | 3 | 25-25 | 1 | 0 | 0 | 216 |
| | | OPPONENTS | 241 | 230 | 471 | 36.0-156 | 19.0-102 | 8 | 6-6 | 6-36 | 25 | 31 | 1 | 19-18 | 0 | 0 | 0 | 153 |

SPECIAL TEAMS

| | Date | Opponent | No | Yds | Avg | PUNTING | | | | | FIELD GOALS | | | | KICKOFFS | | | | |
|------|------|-------------------|----|------|------|---------|------|----|----|-----|-------------|----------|----|------|----------|------|------|----|----|
| | | | | | | Long | Blkd | TB | FC | 50+ | I20 | Att-Made | Lg | Blkd | No | Yds | Avg | TB | OB |
| AUG | 29 | TEXAS STATE | 3 | 130 | 43.3 | 55 | 0 | 0 | 1 | 1 | 3 | 2-2 | 26 | 0 | 8 | 516 | 64.5 | 5 | 0 |
| SEPT | 7 | at Clemson | 6 | 269 | 44.8 | 60 | 0 | 0 | 2 | 2 | 2 | 1-1 | 32 | 0 | 3 | 195 | 65.0 | 2 | 0 |
| | 14 | LAMAR | 1 | 35 | 35.0 | 35 | 0 | 0 | 0 | 0 | 1 | 2-2 | 31 | 0 | 11 | 701 | 63.7 | 9 | 0 |
| | 21 | AUBURN | 6 | 336 | 56.0 | 68 | 0 | 2 | 0 | 5 | 2 | 4-2 | 33 | 0 | 4 | 260 | 65.0 | 3 | 0 |
| | 28 | vs Arkansas | 4 | 198 | 49.5 | 59 | 0 | 0 | 1 | 3 | 3 | 1-1 | 50 | 0 | 6 | 390 | 65.0 | 6 | 0 |
| OCT | 12 | ALABAMA | 5 | 199 | 39.8 | 57 | 1 | 0 | 0 | 2 | 0 | 2-2 | 32 | 0 | 5 | 320 | 64.0 | 0 | 0 |
| | 19 | at Ole Miss | 5 | 261 | 52.2 | 55 | 0 | 0 | 0 | 4 | 1 | 3-1 | 24 | 0 | 5 | 297 | 59.4 | 2 | 1 |
| | 26 | MISSISSIPPI STATE | | | | | | | | | | | | | | | | | |
| NOV | 2 | UTSA | | | | | | | | | | | | | | | | | |
| | 16 | SOUTH CAROLINA | | | | | | | | | | | | | | | | | |
| | 23 | at Georgia | | | | | | | | | | | | | | | | | |
| | 30 | at LSU | | | | | | | | | | | | | | | | | |
| | | TEXAS A&M | 30 | 1428 | 47.6 | 68 | 1 | 2 | 4 | 17 | 12 | 15-11 | 50 | 0 | 42 | 2679 | 63.8 | 27 | 1 |
| | | OPPONENTS | 40 | 1614 | 40.3 | 65 | 0 | 1 | 14 | 5 | 7 | 12-7 | 46 | 2 | 32 | 2012 | 62.9 | 17 | 2 |

RED ZONE

| | Date | Opponent | Score | Times In RZ | Times Scored | Pts | Total TDs | Rush TDs | Pass TDs | FGs Made | FGA | Failed to score inside Red Zone | | | | |
|------|------|------------------------------|---------|-------------|--------------|-----|-----------|----------|----------|----------|-----|---------------------------------|-----|------|------|------|
| | | | | | | | | | | | | Downs | Int | Fumb | Half | Game |
| AUG | 29 | TEXAS STATE | W 41-7 | 8 | 6 | 34 | 4 | 2 | 2 | 2 | 0 | 0 | 1 | 1 | 0 | 0 |
| SEPT | 7 | at Clemson | L 10-24 | 3 | 2 | 10 | 1 | 0 | 1 | 1 | 0 | 0 | 1 | 0 | 0 | 0 |
| | 14 | LAMAR | W 62-3 | 8 | 8 | 48 | 6 | 4 | 2 | 2 | 0 | 0 | 0 | 0 | 0 | 0 |
| | 21 | AUBURN | L 20-28 | 3 | 3 | 13 | 1 | 0 | 1 | 2 | 0 | 0 | 0 | 0 | 0 | 0 |
| | 28 | vs Arkansas | W 31-27 | 4 | 3 | 21 | 3 | 1 | 2 | 0 | 0 | 0 | 1 | 0 | 0 | 0 |
| OCT | 12 | ALABAMA | L 28-47 | 4 | 4 | 21 | 2 | 1 | 1 | 2 | 0 | 0 | 0 | 0 | 0 | 0 |
| | 19 | at Ole Miss | W 24-17 | 3 | 2 | 10 | 1 | 0 | 1 | 1 | 1 | 0 | 0 | 0 | 0 | 0 |
| | 26 | MISSISSIPPI STATE | | | | | | | | | | | | | | |
| NOV | 2 | UTSA | | | | | | | | | | | | | | |
| | 16 | SOUTH CAROLINA | | | | | | | | | | | | | | |
| | 23 | at Georgia | | | | | | | | | | | | | | |
| | 30 | at LSU | | | | | | | | | | | | | | |
| | | TEXAS A&M – 28 OF 33 (84.8%) | | 33 | 28 | 157 | 18 | 8 | 10 | 10 | 1 | 0 | 3 | 1 | 0 | 0 |
| | | OPPONENTS – 15 OF 20 (75.0%) | | 20 | 15 | 84 | 10 | 6 | 4 | 5 | 2 | 1 | 2 | 0 | 0 | 0 |

OPPONENT GAME-BY-GAME STATISTICS

OFFENSE

| | Date | Opponent | RUSHING | | | | RECEIVING | | | | PASSING | | | | KICK RETURNS | | | | PUNT RETURNS | | | | tot off |
|------|------|-------------------|---------|-----|----|----|-----------|------|----|----|-----------------|-----|----|----|--------------|-----|----|----|--------------|-----|----|------|---------|
| | | | No. | Yds | TD | Lg | No. | Yds | TD | Lg | C-A-I | Yds | TD | Lg | No | Yds | TD | Lg | No | Yds | TD | Lg | |
| AUG | 29 | TEXAS STATE | 15 | 8 | 0 | 12 | 29 | 211 | 1 | 27 | 29-46-4 | 211 | 1 | 27 | 3 | 61 | 0 | 25 | 1 | 5 | 0 | 5 | 219 |
| SEPT | 7 | at Clemson | 33 | 121 | 2 | 19 | 24 | 268 | 1 | 30 | 24-35-1 | 268 | 1 | 30 | 1 | 18 | 0 | 18 | 2 | 8 | 0 | 9 | 389 |
| | 14 | LAMAR | 29 | 122 | 0 | 44 | 10 | 75 | 0 | 16 | 10-26-0 | 75 | 0 | 16 | 1 | 15 | 0 | 15 | 0 | 0 | 0 | 0 | 197 |
| | 21 | AUBURN | 42 | 193 | 2 | 57 | 13 | 106 | 2 | 19 | 13-21-0 | 106 | 2 | 19 | 1 | 31 | 0 | 31 | 2 | 52 | 0 | 30 | 299 |
| | 28 | vs Arkansas | 26 | 98 | 1 | 24 | 27 | 297 | 1 | 31 | 27-44-1 | 297 | 1 | 31 | 0 | 0 | 0 | 0 | 2 | 35 | 0 | 32 | 395 |
| OCT | 12 | ALABAMA | 31 | 155 | 1 | 25 | 21 | 293 | 4 | 47 | 21-34-1 | 293 | 4 | 47 | 5 | 159 | 0 | 40 | 5 | 152 | 1 | 43 | 448 |
| | 19 | at Ole Miss | 44 | 250 | 2 | 69 | 14 | 155 | 0 | 22 | 14-31-1 | 155 | 0 | 22 | 1 | 16 | 0 | 16 | 1 | 6 | 0 | 6 | 405 |
| | 26 | MISSISSIPPI STATE | | | | | | | | | | | | | | | | | | | | | |
| NOV | 2 | UTSA | | | | | | | | | | | | | | | | | | | | | |
| | 16 | SOUTH CAROLINA | | | | | | | | | | | | | | | | | | | | | |
| | 23 | at Georgia | | | | | | | | | | | | | | | | | | | | | |
| | 30 | at LSU | | | | | | | | | | | | | | | | | | | | | |
| | | OPPONENTS | 220 | 947 | 8 | 69 | 138 | 1405 | 9 | 47 | 47138-237-81405 | 9 | 47 | 12 | 300 | 0 | 40 | 13 | 258 | 1 | 43 | 2352 | |
| | | TEXAS A&M | 217 | 957 | 10 | 85 | 167 | 1900 | 15 | 41 | 41167-273-61900 | 15 | 41 | 7 | 140 | 0 | 31 | 15 | 204 | 0 | 41 | 2857 | |

DEFENSE

| | Date | Opponent | Solo | TACKLES | | TFL-Yds | SACKS | | FUMBLES | | QBH | Pass Brk | Blkd Kick | Kicks Att-Mad | 2-Pt Conv | | Saf | Pts |
|------|------|-------------------|------|---------|-------|----------|----------|----|---------|---------|-----|----------|-----------|---------------|-----------|-----|-----|-----|
| | | | | Ast | Total | | No-Yds | FF | FR-Yds | Int-Yds | | | | | Run | Rcv | | |
| AUG | 29 | TEXAS STATE | 40 | 36 | 76 | 0.0-0 | 0.0-0 | 1 | 1-0 | 1-13 | 4 | 5 | 0 | 1-1 | 0 | 0 | 0 | 7 |
| SEPT | 7 | at Clemson | 26 | 34 | 60 | 3.0-25 | 2.0-18 | 1 | 1-0 | 1-0 | 4 | 6 | 0 | 3-3 | 0 | 0 | 0 | 24 |
| | 14 | LAMAR | 24 | 56 | 80 | 6.0-10 | 1.0-2 | 1 | 1-0 | 1-11 | 2 | 2 | 0 | 0-0 | 0 | 0 | 0 | 3 |
| | 21 | AUBURN | 40 | 20 | 60 | 7.0-27 | 3.0-16 | 2 | 1-0 | 0-0 | 7 | 4 | 0 | 4-4 | 0 | 0 | 0 | 28 |
| | 28 | vs Arkansas | 35 | 32 | 67 | 8.0-41 | 4.0-26 | 2 | 1-6 | 1-12 | 1 | 2 | 0 | 3-3 | 0 | 0 | 0 | 27 |
| OCT | 12 | ALABAMA | 38 | 20 | 58 | 7.0-23 | 5.0-16 | 1 | 1-0 | 0-0 | 4 | 10 | 1 | 6-5 | 0 | 0 | 0 | 47 |
| | 19 | at Ole Miss | 38 | 32 | 70 | 5.0-30 | 4.0-24 | 0 | 0-0 | 2-0 | 3 | 2 | 0 | 2-2 | 0 | 0 | 0 | 17 |
| | 26 | MISSISSIPPI STATE | | | | | | | | | | | | | | | | |
| NOV | 2 | UTSA | | | | | | | | | | | | | | | | |
| | 16 | SOUTH CAROLINA | | | | | | | | | | | | | | | | |
| | 23 | at Georgia | | | | | | | | | | | | | | | | |
| | 30 | at LSU | | | | | | | | | | | | | | | | |
| | | OPPONENTS | 241 | 230 | 471 | 36.0-156 | 19.0-102 | 8 | 6-6 | 6-36 | 25 | 31 | 1 | 19-18 | 0 | 0 | 0 | 153 |
| | | TEXAS A&M | 237 | 190 | 427 | 48.0-196 | 12.0-105 | 2 | 2-70 | 8-91 | 25 | 22 | 3 | 25-25 | 1 | 0 | 0 | 216 |

SPECIAL TEAMS

| | | | PUNTING | | | | | | | FIELD GOALS | | | | | KICKOFFS | | | | |
|------|------|-------------------|---------|------|------|------|------|----|----|-------------|-----|----------|----|------|----------|------|------|----|----|
| | Date | Opponent | No | Yds | Avg | Long | Blkd | TB | FC | 50+ | I20 | Att-Made | Lg | Blkd | No | Yds | Avg | TB | OB |
| AUG | 29 | TEXAS STATE | 7 | 249 | 35.6 | 48 | 0 | 0 | 4 | 0 | 1 | 0-0 | 0 | 0 | 2 | 127 | 63.5 | 0 | 1 |
| SEPT | 7 | at Clemson | 4 | 169 | 42.2 | 44 | 0 | 1 | 3 | 0 | 0 | 2-1 | 29 | 0 | 5 | 325 | 65.0 | 5 | 0 |
| | 14 | LAMAR | 10 | 402 | 40.2 | 65 | 0 | 0 | 2 | 1 | 2 | 2-1 | 32 | 1 | 2 | 130 | 65.0 | 1 | 0 |
| | 21 | AUBURN | 8 | 350 | 43.8 | 54 | 0 | 0 | 3 | 3 | 1 | 0-0 | 0 | 0 | 5 | 322 | 64.4 | 3 | 1 |
| | 28 | vs Arkansas | 3 | 116 | 38.7 | 45 | 0 | 0 | 1 | 0 | 0 | 3-2 | 46 | 0 | 6 | 389 | 64.8 | 5 | 0 |
| OCT | 12 | ALABAMA | 2 | 59 | 29.5 | 36 | 0 | 0 | 0 | 0 | 1 | 2-2 | 35 | 0 | 9 | 431 | 47.9 | 2 | 0 |
| | 19 | at Ole Miss | 6 | 269 | 44.8 | 56 | 0 | 0 | 1 | 1 | 2 | 3-1 | 35 | 1 | 3 | 193 | 64.3 | 1 | 0 |
| | 26 | MISSISSIPPI STATE | | | | | | | | | | | | | | | | | |
| NOV | 2 | UTSA | | | | | | | | | | | | | | | | | |
| | 16 | SOUTH CAROLINA | | | | | | | | | | | | | | | | | |
| | 23 | at Georgia | | | | | | | | | | | | | | | | | |
| | 30 | at LSU | | | | | | | | | | | | | | | | | |
| | | OPPONENTS | 40 | 1614 | 40.3 | 65 | 0 | 1 | 14 | 5 | 7 | 12-7 | 46 | 2 | 32 | 2012 | 62.9 | 17 | 2 |
| | | TEXAS A&M | 30 | 1428 | 47.6 | 68 | 1 | 2 | 4 | 17 | 12 | 15-11 | 50 | 0 | 42 | 2679 | 63.8 | 27 | 1 |

RED ZONE

| | Date | Opponent | Score | Times In RZ | Times Scored | Pts | Total TDs | Rush TDs | Pass TDs | FGs Made | Failed to score inside Red Zone | | | | | |
|------|------|------------------------------|---------|-------------|--------------|-----|-----------|----------|----------|----------|---------------------------------|-------|-----|------|------|------|
| | | | | | | | | | | | FGA | Downs | Int | Fumb | Half | Game |
| AUG | 29 | TEXAS STATE | W 41-7 | 0 | 0 | 0 | 0 | 0 | 0 | 0 | 0 | 0 | 0 | 0 | 0 | 0 |
| SEPT | 7 | at Clemson | L 10-24 | 3 | 3 | 17 | 2 | 2 | 0 | 1 | 0 | 0 | 0 | 0 | 0 | 0 |
| | 14 | LAMAR | W 62-3 | 2 | 1 | 3 | 0 | 0 | 0 | 1 | 1 | 0 | 0 | 0 | 0 | 0 |
| | 21 | AUBURN | L 20-28 | 3 | 3 | 21 | 3 | 1 | 2 | 0 | 0 | 0 | 0 | 0 | 0 | 0 |
| | 28 | vs Arkansas | W 31-27 | 4 | 2 | 14 | 2 | 1 | 1 | 0 | 0 | 1 | 1 | 0 | 0 | 0 |
| OCT | 12 | ALABAMA | L 28-47 | 5 | 4 | 19 | 2 | 1 | 1 | 2 | 0 | 0 | 1 | 0 | 0 | 0 |
| | 19 | at Ole Miss | W 24-17 | 3 | 2 | 10 | 1 | 1 | 0 | 1 | 1 | 0 | 0 | 0 | 0 | 0 |
| | 26 | MISSISSIPPI STATE | | | | | | | | | | | | | | |
| NOV | 2 | UTSA | | | | | | | | | | | | | | |
| | 16 | SOUTH CAROLINA | | | | | | | | | | | | | | |
| | 23 | at Georgia | | | | | | | | | | | | | | |
| | 30 | at LSU | | | | | | | | | | | | | | |
| | | OPPONENTS – 15 OF 20 (75.0%) | | 20 | 15 | 84 | 10 | 6 | 4 | 5 | 2 | 1 | 2 | 0 | 0 | 0 |
| | | TEXAS A&M – 28 OF 33 (84.8%) | | 33 | 28 | 157 | 18 | 8 | 10 | 10 | 1 | 0 | 3 | 1 | 0 | 0 |

TEAM COMPARISON GAME-BY-GAME

| | | Date | Opponent | Score | FIRST DOWNS | | | | Pen | RUSHING | | PASSING | | TOTAL OFFENSE | | Return Yds | Turnovers |
|--------|----|------|-------------------|---------|-------------|-------|-------------|-------|--------------------|-----------------|--------------|------------------------------|-------------------|-----------------|--|--------------|-----------|
| | | | | | Total | Rush | Pass | | | Number-Yards | | Comp-Att-Int | Yards | Plays-Yards | | | |
| AUG | 29 | | TEXAS STATE | 41-7 | 22/15 | 10/2 | 11/12 | 1/1 | | 36-246/15-8 | | 23-36-1/29-46-4 | 232/211 | 72-478/61-219 | | 89/79 | 2/4 |
| SEPT | 7 | | at Clemson | 10-24 | 18/26 | 6/11 | 11/11 | 1/4 | | 27-53/33-121 | | 24-42-1/24-35-1 | 236/268 | 69-289/68-389 | | 0/26 | 2/1 |
| | 14 | | LAMAR | 62-3 | 35/9 | 13/4 | 20/3 | 2/2 | | 34-223/29-122 | | 26-41-1/10-26-0 | 410/75 | 75-633/55-197 | | 131/26 | 2/1 |
| | 21 | | AUBURN | 20-28 | 23/16 | 3/10 | 18/6 | 2/0 | | 21-56/42-193 | | 31-49-0/13-21-0 | 335/106 | 70-391/63-299 | | 20/83 | 1/0 |
| | 28 | | vs Arkansas | 31-27 | 24/26 | 8/5 | 14/18 | 2/3 | | 33-89/26-98 | | 23-35-1/27-44-1 | 251/297 | 68-340/70-395 | | 58/53 | 2/1 |
| OCT | 12 | | ALABAMA | 28-47 | 24/25 | 8/11 | 13/13 | 3/1 | | 28-125/31-155 | | 24-42-0/21-34-1 | 264/293 | 70-389/65-448 | | 40/311 | 1/1 |
| | 19 | | at Ole Miss | 24-17 | 20/22 | 10/10 | 9/8 | 1/4 | | 38-165/44-250 | | 16-28-2/14-31-1 | 172/155 | 66-337/75-405 | | 167/22 | 2/2 |
| | 26 | | MISSISSIPPI STATE | | | | | | | | | | | | | | |
| NOV | 2 | | UTSA | | | | | | | | | | | | | | |
| | 16 | | SOUTH CAROLINA | | | | | | | | | | | | | | |
| | 23 | | at Georgia | | | | | | | | | | | | | | |
| | 30 | | at LSU | | | | | | | | | | | | | | |
| TOTALS | | | | 216-153 | 166/139 | 58/53 | 96/71 | 12/15 | | 217-957/220-947 | | 167-273-6/138-237-81900/1405 | 490-2857/457-2352 | 505/600 | | 12/10 | |
| | | Date | Opponent | | 3rd Down | | 4th Down | | Time of Possession | TOP Margin | Avg Yds/Rush | Avg Yds/Pass | Avg Yds/Play | Punting | | Penalties | |
| | | | | | Conversions | | Conversions | | | | | | | Number-Avg | | Number-Yards | |
| AUG | 29 | | TEXAS STATE | | 6-11/6-15 | | 0-0/0-0 | | 35:46/24:14 | 11:32 | 6.8/0.5 | 6.4/4.6 | 6.6/3.6 | 3-43.3/7-35.6 | | 3-30/4-24 | |
| SEPT | 7 | | at Clemson | | 6-16/3-9 | | 2-2/0-0 | | 32:36/27:24 | 5:12 | 2.0/3.7 | 5.6/7.7 | 4.2/5.7 | 6-44.8/4-42.2 | | 9-85/4-30 | |
| | 14 | | LAMAR | | 4-9/1-16 | | 2-2/0-0 | | 34:19/25:41 | 8:38 | 6.6/4.2 | 10.0/2.9 | 8.4/3.6 | 1-35.0/10-40.2 | | 7-53/4-42 | |
| | 21 | | AUBURN | | 5-14/4-12 | | 0-0/0-0 | | 31:38/28:22 | 3:16 | 2.7/4.6 | 6.8/5.0 | 5.6/4.7 | 6-56.0/8-43.8 | | 8-50/12-74 | |
| | 28 | | vs Arkansas | | 5-10/5-13 | | 0-0/1-2 | | 32:37/27:23 | 5:14 | 2.7/3.8 | 7.2/6.8 | 5.0/5.6 | 4-49.5/3-38.7 | | 6-55/8-48 | |
| OCT | 12 | | ALABAMA | | 5-12/8-13 | | 0-1/0-0 | | 29:04/30:56 | -1:52 | 4.5/5.0 | 6.3/8.6 | 5.6/6.9 | 5-39.8/2-29.5 | | 5-55/11-91 | |
| | 19 | | at Ole Miss | | 3-13/4-16 | | 0-0/3-3 | | 34:07/25:53 | 8:14 | 4.3/5.7 | 6.1/5.0 | 5.1/5.4 | 5-52.2/6-44.8 | | 7-68/7-65 | |
| | 26 | | MISSISSIPPI STATE | | | | | | | | | | | | | | |
| NOV | 2 | | UTSA | | | | | | | | | | | | | | |
| | 16 | | SOUTH CAROLINA | | | | | | | | | | | | | | |
| | 23 | | at Georgia | | | | | | | | | | | | | | |
| | 30 | | at LSU | | | | | | | | | | | | | | |
| TOTALS | | | | | 34-85/31-94 | | 4-5/4-5 | | 230:07/189:53 | 40:14 | 4.4/4.3 | 7.0/5.9 | 5.8/5.1 | 30-47.6/40-40.3 | | 396/374 | |

numbers formatted in team/opponent format

TEXAS A&M INDIVIDUAL STATISTICS

RUSHING

| | GP | Att | Gain | Loss | Net | Avg | TD | Long | Avg/G |
|-------------------|----|-----|------|------|-----|------|----|------|-------|
| 28 Isaiah Spiller | 7 | 67 | 393 | 33 | 360 | 5.4 | 4 | 85 | 51.4 |
| 11 Kellen Mond | 7 | 68 | 388 | 112 | 276 | 4.1 | 3 | 36 | 39.4 |
| 7 Jashaun Corbin | 2 | 35 | 137 | 0 | 137 | 3.9 | 1 | 20 | 68.5 |
| 23 Jacob Kibodi | 6 | 28 | 121 | 9 | 112 | 4.0 | 1 | 22 | 18.7 |
| 25 C Richardson | 5 | 6 | 39 | 0 | 39 | 6.5 | 1 | 13 | 7.8 |
| 1 Quartney Davis | 6 | 4 | 34 | 6 | 28 | 7.0 | 0 | 18 | 4.7 |
| 4 James Foster | 1 | 2 | 17 | 0 | 17 | 8.5 | 0 | 11 | 17.0 |
| 10 Zach Calzada | 2 | 1 | 0 | 2 | -2 | -2.0 | 0 | 0 | -1.0 |
| TOTAL | 7 | 217 | 1129 | 172 | 957 | 4.4 | 10 | 85 | 136.7 |
| OPPONENTS | 7 | 220 | 1131 | 184 | 947 | 4.3 | 8 | 69 | 135.3 |

PASSING

| | GP | Effic | Comp-Att-Int | Pct | Yds | TD | Lng | Avg/G |
|-----------------|----|--------|--------------|------|------|----|-----|-------|
| 11 Kellen Mond | 7 | 134.06 | 157-251-6 | 62.5 | 1769 | 13 | 41 | 252.7 |
| 10 Zach Calzada | 2 | 138.26 | 8-17-0 | 47.1 | 106 | 2 | 25 | 53.0 |
| 4 James Foster | 1 | 82.00 | 2-5-0 | 40.0 | 25 | 0 | 19 | 25.0 |
| TOTAL | 7 | 133.37 | 167-273-6 | 61.2 | 1900 | 15 | 41 | 271.4 |
| OPPONENTS | 7 | 113.81 | 138-237-8 | 58.2 | 1405 | 9 | 47 | 200.7 |

RECEIVING

| | GP | No. | Yds | Avg | TD | Long | Avg/G |
|--------------------|----|-----|------|------|----|------|-------|
| 2 Jhamon Ausbon | 7 | 42 | 553 | 13.2 | 2 | 41 | 79.0 |
| 1 Quartney Davis | 6 | 31 | 384 | 12.4 | 4 | 29 | 64.0 |
| 13 Kendrick Rogers | 7 | 20 | 228 | 11.4 | 1 | 22 | 32.6 |
| 28 Isaiah Spiller | 7 | 17 | 124 | 7.3 | 0 | 16 | 17.7 |
| 17 Ainas Smith | 6 | 14 | 182 | 13.0 | 3 | 30 | 30.3 |
| 85 Jalen Wydermyer | 7 | 13 | 172 | 13.2 | 4 | 29 | 24.6 |
| 14 Camron Buckley | 7 | 9 | 119 | 13.2 | 0 | 27 | 17.0 |
| 23 Jacob Kibodi | 6 | 6 | 37 | 6.2 | 0 | 11 | 6.2 |
| 7 Jashaun Corbin | 2 | 6 | 16 | 2.7 | 1 | 5 | 8.0 |
| 86 Glenn Beal | 6 | 4 | 19 | 4.8 | 0 | 9 | 3.2 |
| 5 Jalen Preston | 7 | 3 | 36 | 12.0 | 0 | 18 | 5.1 |
| 46 Ryan Renick | 5 | 1 | 19 | 19.0 | 0 | 19 | 3.8 |
| 6 Roshaud Paul | 4 | 1 | 11 | 11.0 | 0 | 11 | 2.8 |
| TOTAL | 7 | 167 | 1900 | 11.4 | 15 | 41 | 271.4 |
| OPPONENTS | 7 | 138 | 1405 | 10.2 | 9 | 47 | 200.7 |

TOTAL OFFENSE

| | GP | Plays | Rush | Pass | Total | Avg/G |
|-------------------|----|-------|------|------|-------|-------|
| 11 Kellen Mond | 7 | 319 | 276 | 1769 | 2045 | 292.1 |
| 28 Isaiah Spiller | 7 | 67 | 360 | 0 | 360 | 51.4 |
| 7 Jashaun Corbin | 2 | 35 | 137 | 0 | 137 | 68.5 |
| 23 Jacob Kibodi | 6 | 28 | 112 | 0 | 112 | 18.7 |
| 10 Zach Calzada | 2 | 18 | -2 | 106 | 104 | 52.0 |
| 4 James Foster | 1 | 7 | 17 | 25 | 42 | 42.0 |
| 25 C Richardson | 5 | 6 | 39 | 0 | 39 | 7.8 |
| 1 Quartney Davis | 6 | 4 | 28 | 0 | 28 | 4.7 |
| TOTAL | 7 | 490 | 957 | 1900 | 2857 | 408.1 |
| OPPONENTS | 7 | 457 | 947 | 1405 | 2352 | 336.0 |

TEXAS A&M INDIVIDUAL STATISTICS

ALL-PURPOSE

| | | G | Rush | Rec | PR | KOR | IR | Tot | Avg/G |
|------------------|-------------------|----------|------------|-------------|------------|------------|-----------|-------------|--------------|
| 2 | Jhamon Ausbon | 7 | 0 | 553 | 0 | 0 | 0 | 553 | 79.0 |
| 28 | Isaiah Spiller | 7 | 360 | 124 | 0 | 0 | 0 | 484 | 69.1 |
| 1 | Quartney Davis | 6 | 28 | 384 | 0 | 0 | 0 | 412 | 68.7 |
| 17 | Ainias Smith | 6 | 0 | 182 | 84 | 107 | 0 | 373 | 62.2 |
| 11 | Kellen Mond | 7 | 276 | 0 | 0 | 0 | 0 | 276 | 39.4 |
| 13 | Kendrick Rogers | 7 | 0 | 228 | 0 | 0 | 0 | 228 | 32.6 |
| 85 | Jalen Wydermyer | 7 | 0 | 172 | 0 | 0 | 0 | 172 | 24.6 |
| 7 | Jashaun Corbin | 2 | 137 | 16 | 0 | 19 | 0 | 172 | 86.0 |
| 23 | Jacob Kibodi | 6 | 112 | 37 | 0 | 0 | 0 | 149 | 24.8 |
| 6 | Roshauud Paul | 4 | 0 | 11 | 120 | 0 | 0 | 131 | 32.8 |
| 14 | Camron Buckley | 7 | 0 | 119 | 0 | 0 | 0 | 119 | 17.0 |
| 5 | Jalen Preston | 7 | 0 | 36 | 0 | 14 | 0 | 50 | 7.1 |
| 25 | C Richardson | 5 | 39 | 0 | 0 | 0 | 0 | 39 | 7.8 |
| 10 | Myles Jones | 7 | 0 | 0 | 0 | 0 | 33 | 33 | 4.7 |
| 27 | Roney Elam | 3 | 0 | 0 | 0 | 0 | 24 | 24 | 8.0 |
| 46 | Ryan Renick | 5 | 0 | 19 | 0 | 0 | 0 | 19 | 3.8 |
| 86 | Glenn Beal | 6 | 0 | 19 | 0 | 0 | 0 | 19 | 3.2 |
| 52 | J. Madubuike | 7 | 0 | 0 | 0 | 0 | 18 | 18 | 2.6 |
| 4 | James Foster | 1 | 17 | 0 | 0 | 0 | 0 | 17 | 17.0 |
| 26 | Demani Richardson | 7 | 0 | 0 | 0 | 0 | 16 | 16 | 2.3 |
| 10 | Zach Calzada | 2 | -2 | 0 | 0 | 0 | 0 | -2 | -1.0 |
| TOTAL | | 7 | 957 | 1900 | 204 | 140 | 91 | 3292 | 470.3 |
| OPPONENTS | | 7 | 947 | 1405 | 258 | 300 | 36 | 2946 | 420.9 |

FIELD GOALS

| | | FGM-FGA | Pct | 01-19 | 20-29 | 30-39 | 40-49 | 50-99 | Lg | Blk |
|--------------|------------|--------------|-------------|------------|------------|------------|------------|------------|-----------|----------|
| 47 | Seth Small | 11-15 | 73.3 | 0-0 | 5-6 | 5-5 | 0-1 | 1-3 | 50 | 0 |
| TOTAL | | 11-15 | 73.3 | 0-0 | 5-6 | 5-5 | 0-1 | 1-3 | 50 | 0 |

FG SEQUENCE

| TEXAS A&M | OPPONENTS |
|------------------------|--------------|
| TEXAS STATE (22),(26) | - |
| at Clemson (32) | 47,(29) |
| LAMAR (21),(31) | *22,(32) |
| AUBURN 47,(33),52,(23) | - |
| vs Arkansas (50) | 51,(46),(40) |
| ALABAMA (31),(32) | (35),(27) |
| at Ole Miss (24),51,28 | 50,35,(35) |
| MISSISSIPPI STATE | |
| UTSA | |
| SOUTH CAROLINA | |
| at Georgia | |
| at LSU | |

Numbers in (parentheses) indicate field goal was made. * blocked

PUNTING

| | | No. | Yds | Avg | Long | TB | FC | I20 | 50+ | Blkd |
|-----------|-------------|-----|------|------|------|----|----|-----|-----|------|
| 34 | Braden Mann | 29 | 1428 | 49.2 | 68 | 2 | 4 | 12 | 17 | 1 |
| | Team | 1 | 0 | 0.0 | 0 | 0 | 0 | 0 | 0 | 0 |
| TOTAL | | 30 | 1428 | 47.6 | 68 | 2 | 4 | 12 | 17 | 1 |
| OPPONENTS | | 40 | 1614 | 40.3 | 65 | 1 | 14 | 7 | 5 | 0 |

KICKOFFS

| | No. | Yds | Avg | TB | OB | Retn | Net | YdLn |
|------------------|---------------|-----------|-------------|-------------|-----------|----------|------------|-------------|
| 34 | Braden Mann | 37 | 2359 | 63.8 | 25 | 1 | | |
| 38 | Drew Riethman | 5 | 320 | 64.0 | 2 | 0 | | |
| TOTAL | | 42 | 2679 | 63.8 | 27 | 1 | 300 | 40.6 |
| OPPONENTS | | 32 | 2012 | 62.9 | 17 | 2 | 140 | 45.2 |

SCORING

| | | | | PATs | | | | | | |
|------------------|-----------------|-----------|--------------|--------------|------------|----------|------------|----------|----------|------------|
| | | TD | FGs | Kick | Rush | Rcv | Pass | DXP | Saf | Points |
| 47 | Seth Small | 0 | 11-15 | 25-25 | 0-0 | 0 | 0-0 | 0 | 0 | 58 |
| 1 | Quartney Davis | 4 | 0-0 | 0-0 | 0-0 | 0 | 0-0 | 0 | 0 | 24 |
| 28 | Isaiah Spiller | 4 | 0-0 | 0-0 | 0-0 | 0 | 0-0 | 0 | 0 | 24 |
| 85 | Jalen Wydermyer | 4 | 0-0 | 0-0 | 0-0 | 0 | 0-0 | 0 | 0 | 24 |
| 11 | Kellen Mond | 3 | 0-0 | 0-0 | 1-1 | 0 | 0-0 | 0 | 0 | 20 |
| 17 | Ainias Smith | 3 | 0-0 | 0-0 | 0-0 | 0 | 0-0 | 0 | 0 | 18 |
| 2 | Jhamon Ausbon | 2 | 0-0 | 0-0 | 0-0 | 0 | 0-0 | 0 | 0 | 12 |
| 7 | Jashaun Corbin | 2 | 0-0 | 0-0 | 0-0 | 0 | 0-0 | 0 | 0 | 12 |
| 25 | C Richardson | 1 | 0-0 | 0-0 | 0-0 | 0 | 0-0 | 0 | 0 | 6 |
| 23 | Jacob Kibodi | 1 | 0-0 | 0-0 | 0-0 | 0 | 0-0 | 0 | 0 | 6 |
| 13 | Kendrick Rogers | 1 | 0-0 | 0-0 | 0-0 | 0 | 0-0 | 0 | 0 | 6 |
| 1 | Buddy Johnson | 1 | 0-0 | 0-0 | 0-0 | 0 | 0-0 | 0 | 0 | 6 |
| TOTAL | | 26 | 11-15 | 25-25 | 1-1 | 0 | 0-0 | 0 | 0 | 216 |
| OPPONENTS | | 19 | 7-12 | 18-19 | 0-0 | 0 | 0-0 | 0 | 0 | 153 |

INTERCEPTIONS

| | No. | Yds | Avg | TD | Long | |
|-----------|-------------------|-----|-----|------|------|----|
| 27 | Roney Elam | 2 | 24 | 12.0 | 0 | 24 |
| 10 | Myles Jones | 2 | 33 | 16.5 | 0 | 19 |
| 22 | Clifford Chattman | 1 | 0 | 0.0 | 0 | 0 |
| 9 | Leon O'Neal Jr. | 1 | 0 | 0.0 | 0 | 0 |
| 26 | Demani Richardson | 1 | 16 | 16.0 | 0 | 16 |
| 52 | J. Madubuike | 1 | 18 | 18.0 | 0 | 18 |
| TOTAL | | 8 | 91 | 11.4 | 0 | 24 |
| OPPONENTS | | 6 | 36 | 6.0 | 0 | 13 |

PUNT RETURNS

| | | No. | Yds | Avg | TD | Long |
|-----------|---------------|-----|-----|------|----|------|
| 6 | Roshauud Paul | 9 | 120 | 13.3 | 0 | 41 |
| 17 | Ainias Smith | 6 | 84 | 14.0 | 0 | 34 |
| TOTAL | | 15 | 204 | 13.6 | 0 | 41 |
| OPPONENTS | | 13 | 258 | 19.8 | 1 | 43 |

KICK RETURNS

| | No. | Yds | Avg | TD | Long | |
|-----------|----------------|-----|-----|------|------|----|
| 17 | Ainias Smith | 5 | 107 | 21.4 | 0 | 31 |
| 5 | Jalen Preston | 1 | 14 | 14.0 | 0 | 14 |
| 7 | Jashaun Corbin | 1 | 19 | 19.0 | 0 | 19 |
| TOTAL | | 7 | 140 | 20.0 | 0 | 31 |
| OPPONENTS | | 12 | 300 | 25.0 | 0 | 40 |

FUMBLE RETURNS

| | | No. | Yds | Avg | TD | Long |
|-----------|----------------|-----|-----|------|----|------|
| 1 | Buddy Johnson | 1 | 62 | 62.0 | 1 | 62 |
| 21 | Charles Oliver | 1 | 8 | 8.0 | 0 | 8 |
| TOTAL | | 2 | 70 | 35.0 | 1 | 62 |
| OPPONENTS | | 1 | 6 | 6.0 | 1 | 6 |

TEXAS A&M DEFENSIVE STATISTICS

| | GP | Tackles | | | Sacks | | Pass Def | | | Fumbles | | Blkd Kick | Saf |
|----------------------|----------|------------|------------|------------|-----------------|---------------|-------------|-----------|-----------|-------------|----------|-----------|----------|
| | | Solo | Ast | Total | TFL/Yds | No-Yds | Int-Yds | BrUp | QBH | Rcv-Yds | FF | | |
| 1 Buddy Johnson | 7 | 22 | 26 | 48 | 7.5-23 | 1.0-10 | . | 1 | 2 | 1-62 | . | . | . |
| 26 Demani Richardson | 7 | 21 | 19 | 40 | . | . | 1-16 | 1 | . | . | . | . | . |
| 19 Anthony Hines III | 7 | 20 | 13 | 33 | 3.0-7 | . | . | . | 3 | . | . | . | . |
| 14 Keldrick Carper | 6 | 15 | 12 | 27 | 1.5-4 | . | . | . | . | . | . | . | . |
| 52 J. Madubuike | 7 | 9 | 17 | 26 | 7.5-32 | 2.5-18 | 1-18 | 2 | 4 | . | 1 | 1 | . |
| 3 Tyree Johnson | 7 | 15 | 9 | 24 | 4.5-19 | 2.0-13 | . | 1 | 4 | . | . | . | . |
| 22 Clifford Chattman | 7 | 11 | 10 | 21 | . | . | 1-0 | . | . | . | . | . | . |
| 9 Leon O'Neal Jr. | 7 | 12 | 5 | 17 | 1.0-2 | . | 1-0 | . | 2 | . | . | . | . |
| 10 Myles Jones | 7 | 12 | 4 | 16 | 1.0-1 | . | 2-33 | 2 | . | . | . | . | . |
| 91 Micheal Clemons | 6 | 7 | 9 | 16 | 0.5-0 | . | . | . | 1 | . | . | . | . |
| 92 Jayden Peevy | 6 | 5 | 10 | 15 | 2.5-10 | 1.0-7 | . | 1 | 1 | . | . | 1 | . |
| 29 DeBione Renfro | 5 | 12 | 3 | 15 | 2.0-4 | . | . | 2 | . | . | . | . | . |
| 2 Elijah Blades | 5 | 11 | 3 | 14 | 2.5-24 | 1.5-21 | . | 2 | . | . | . | . | . |
| 21 Charles Oliver | 6 | 10 | 4 | 14 | 1.0-1 | . | . | 4 | . | 1-8 | . | . | . |
| 11 Larry Pryor | 6 | 7 | 5 | 12 | 1.0-5 | . | . | 1 | . | . | 1 | . | . |
| 5 Bobby Brown III | 7 | 4 | 8 | 12 | 0.5-0 | . | . | 1 | . | . | . | 1 | . |
| 8 DeMarvin Leal | 7 | 1 | 10 | 11 | 0.5-1 | . | . | . | 2 | . | . | . | . |
| 40 Tyree Wilson | 6 | 7 | 3 | 10 | 2.5-14 | 1.0-10 | . | . | . | . | . | . | . |
| 27 Roney Elam | 3 | 7 | 1 | 8 | 1.0-5 | 1.0-5 | 2-24 | 2 | . | . | . | . | . |
| 32 Andre White Jr. | 5 | 3 | 4 | 7 | 1.0-11 | 1.0-11 | . | . | . | . | . | . | . |
| 28 Travon Fuller | 7 | 4 | 2 | 6 | 1.0-4 | . | . | 1 | . | . | . | . | . |
| 15 Jeremiah Martin | 7 | 3 | 2 | 5 | 2.0-7 | . | . | . | 2 | . | . | . | . |
| 33 Aaron Hansford | 7 | 3 | 2 | 5 | 1.5-11 | 1.0-10 | . | 1 | 2 | . | . | . | . |
| 99 Josh Rogers | 6 | 2 | 2 | 4 | 1.5-3 | . | . | . | . | . | . | . | . |
| 34 Braden Mann | 7 | 4 | . | 4 | . | . | . | . | . | . | . | . | . |
| 56 Keeath Magee II | 1 | 1 | 1 | 2 | . | . | . | . | . | . | . | . | . |
| 12 Braden White | 7 | 1 | 1 | 2 | . | . | . | . | 1 | . | . | . | . |
| 7 Devin Morris | 5 | 2 | . | 2 | 1.0-8 | . | . | . | . | . | . | . | . |
| 4 Derrick Tucker | 4 | 1 | 1 | 2 | . | . | . | . | . | . | . | . | . |
| 5 Jalen Preston | 7 | 1 | . | 1 | . | . | . | . | . | . | . | . | . |
| 7 Jashaun Corbin | 2 | 1 | . | 1 | . | . | . | . | . | . | . | . | . |
| 46 Ryan Renick | 5 | . | 1 | 1 | . | . | . | . | . | . | . | . | . |
| 20 Ikenna Okeke | 7 | . | 1 | 1 | . | . | . | . | . | . | . | . | . |
| 16 Brian Johnson | 4 | 1 | . | 1 | . | . | . | . | . | . | . | . | . |
| 93 Max Wright | 3 | 1 | . | 1 | . | . | . | . | . | . | . | . | . |
| 13 Kendrick Rogers | 7 | 1 | . | 1 | . | . | . | . | . | . | . | . | . |
| 84 Moses Reynolds | 3 | . | 1 | 1 | . | . | . | . | . | . | . | . | . |
| 55 Adarious Jones | 3 | . | 1 | 1 | . | . | . | . | 1 | . | . | . | . |
| TOTAL | 7 | 237 | 190 | 427 | 48-196 | 12-105 | 8-91 | 22 | 25 | 2-70 | 2 | 3 | . |
| OPPONENTS | 7 | 241 | 230 | 471 | 36.0-156 | 19-102 | 6-36 | 31 | 25 | 6-6 | 8 | 1 | . |

LEADERS

SOLO TACKLES

| | | |
|----|--------------|----|
| 1 | B Johnson | 22 |
| 26 | D Richardson | 21 |
| 19 | A Hines III | 20 |
| 14 | K Carper | 15 |
| 3 | T Johnson | 15 |

ASSISTED TACKLES

| | | |
|----|--------------|----|
| 1 | B Johnson | 26 |
| 23 | D Richardson | 19 |
| 52 | J Madubuike | 17 |
| 19 | A Hines III | 13 |
| 14 | K Carper | 12 |

TACKLES FOR LOSS/YDS

| | | |
|----------|-------------|--------|
| 52 | J Madubuike | 7.5/32 |
| 1 | B Johnson | 7.5/23 |
| 3 | T Johnson | 4.5/19 |
| 19 | A Hines III | 3.0/7 |
| (3 tied) | | 2.5 |

QB SACKS/YDS

| | | |
|----------|-------------|--------|
| 52 | J Madubuike | 2.5/18 |
| 3 | T Johnson | 2.0/13 |
| 2 | E Blades | 1.5/21 |
| (6 tied) | | 1.0 |

SPECIAL TEAMS TACKLES

| | | |
|----|------------|---|
| 22 | C Chattman | 6 |
| 34 | B Mann | 4 |
| 28 | T Fuller | 4 |
| 40 | T Wilson | 2 |
| 14 | K Carper | 2 |

PARTICIPATION CHART

| | Name | GP/GS | TXST | CLEM | LAMAR | AUB | ARK | BAMA | OM | MSU | UTSA | SC | UGA | LSU |
|----|-----------------|-------|-------|-------|-------|-------|-------|-------|-------|-----|------|----|-----|-----|
| 51 | Riley Anderson | 2/- | XXX | ... | XXX | ... | ... | ... | ... | | | | | |
| 2 | Jhamon Ausbon | 7/7 | START | START | START | START | START | START | START | | | | | |
| 43 | Cagan Baldree | 7/1 | XXX | XXX | START | XXX | XXX | XXX | XXX | | | | | |
| 86 | Glenn Beal | 6/3 | XXX | START | START | START | XXX | XXX | ... | | | | | |
| 2 | Elijah Blades | 5/4 | XXX | START | ... | ... | START | START | START | | | | | |
| 8 | Connor Blumrick | 3/- | ... | ... | ... | ... | XXX | XXX | XXX | | | | | |
| 18 | Kam Brown | 1/- | ... | ... | XXX | ... | ... | ... | ... | | | | | |
| 14 | Camron Buckley | 7/1 | START | XXX | XXX | XXX | XXX | XXX | XXX | | | | | |
| 10 | Zach Calzada | 2/- | XXX | ... | XXX | ... | ... | ... | ... | | | | | |
| 14 | Keldrick Carper | 6/2 | XXX | XXX | XXX | XXX | START | START | ... | | | | | |
| 81 | Caleb Chapman | 5/1 | START | XXX | XXX | XXX | ... | ... | XXX | | | | | |
| 22 | C. Chattman | 7/1 | XXX | XXX | XXX | XXX | XXX | XXX | START | | | | | |
| 40 | Connor Choate | 7/- | XXX | XXX | XXX | XXX | XXX | XXX | XXX | | | | | |
| 60 | Barton Clement | 2/- | XXX | ... | XXX | ... | ... | ... | ... | | | | | |
| 91 | Micheal Clemons | 6/6 | START | START | START | START | START | START | ... | | | | | |
| 7 | Jashaun Corbin | 2/2 | START | START | ... | ... | ... | ... | ... | | | | | |
| 1 | Quartney Davis | 6/4 | START | START | ... | XXX | START | START | XXX | | | | | |
| 74 | Kellen Diesch | 7/- | XXX | XXX | XXX | XXX | XXX | XXX | XXX | | | | | |
| 27 | Roney Elam | 3/3 | START | START | START | ... | ... | ... | ... | | | | | |
| 4 | James Foster | 1/- | ... | ... | XXX | ... | ... | ... | ... | | | | | |
| 28 | Travon Fuller | 7/- | XXX | XXX | XXX | XXX | XXX | XXX | XXX | | | | | |
| 67 | Galen Gallagher | 1/- | ... | ... | XXX | ... | ... | ... | ... | | | | | |
| 54 | Carson Green | 7/7 | START | START | START | START | START | START | START | | | | | |
| 55 | Kenyon Green | 7/7 | START | START | START | START | START | START | START | | | | | |
| 33 | Aaron Hansford | 7/- | XXX | XXX | XXX | XXX | XXX | XXX | XXX | | | | | |
| 73 | Jared Hocker | 7/7 | START | START | START | START | START | START | START | | | | | |
| 42 | Camron Horry | 5/- | XXX | XXX | XXX | XXX | XXX | ... | ... | | | | | |
| 37 | Mitchell Howard | 1/- | ... | ... | XXX | ... | ... | ... | ... | | | | | |
| 6 | Derick Hunter | 2/- | XXX | ... | XXX | ... | ... | ... | ... | | | | | |
| 56 | Keeath Magee II | 1/- | XXX | ... | ... | ... | ... | ... | ... | | | | | |
| 19 | A. Hines III | 7/7 | START | START | START | START | START | START | START | | | | | |
| 5 | Bobby Brown III | 7/7 | START | START | START | START | START | START | START | | | | | |
| 16 | Brian Johnson | 4/- | XXX | XXX | XXX | XXX | ... | ... | ... | | | | | |
| 1 | Buddy Johnson | 7/7 | START | START | START | START | START | START | START | | | | | |
| 3 | Tyree Johnson | 7/7 | START | START | START | START | START | START | START | | | | | |
| 55 | Adarious Jones | 3/- | XXX | XXX | XXX | ... | ... | ... | ... | | | | | |
| 10 | Myles Jones | 7/7 | START | START | START | START | START | START | START | | | | | |
| 23 | Jacob Kibodi | 6/2 | XXX | ... | START | START | XXX | XXX | XXX | | | | | |
| 8 | DeMarvin Leal | 7/1 | XXX | XXX | XXX | XXX | XXX | XXX | START | | | | | |
| 52 | J. Madubuike | 7/5 | START | START | XXX | START | START | START | XXX | | | | | |
| 34 | Braden Mann | 7/- | XXX | XXX | XXX | XXX | XXX | XXX | XXX | | | | | |
| 15 | Jeremiah Martin | 7/- | XXX | XXX | XXX | XXX | XXX | XXX | XXX | | | | | |
| 20 | Reese Mason | 1/- | ... | ... | XXX | ... | ... | ... | ... | | | | | |
| 75 | Luke Matthews | 4/- | XXX | ... | XXX | XXX | XXX | ... | ... | | | | | |
| 77 | Ryan McCollum | 5/- | XXX | XXX | ... | ... | XXX | XXX | XXX | | | | | |
| 11 | Kellen Mond | 7/7 | START | START | START | START | START | START | START | | | | | |
| 65 | Dan Moore Jr. | 7/7 | START | START | START | START | START | START | START | | | | | |
| 17 | Devin Morris | 5/- | XXX | ... | XXX | ... | XXX | XXX | XXX | | | | | |
| 9 | Leon O'Neal Jr. | 7/4 | START | START | START | START | XXX | XXX | XXX | | | | | |
| 20 | Ikenna Okeke | 7/- | XXX | XXX | XXX | XXX | XXX | XXX | XXX | | | | | |
| 21 | Charles Oliver | 6/4 | START | XXX | XXX | START | START | START | ... | | | | | |
| 6 | Roshaud Paul | 4/- | XXX | XXX | XXX | XXX | ... | ... | ... | | | | | |
| 92 | Jayden Peevy | 6/1 | XXX | XXX | ... | XXX | XXX | XXX | START | | | | | |
| 76 | Colton Prater | 7/7 | START | START | START | START | START | START | START | | | | | |
| 5 | Jalen Preston | 7/- | XXX | XXX | XXX | XXX | XXX | XXX | XXX | | | | | |
| 11 | Larry Pryor | 6/- | XXX | XXX | XXX | XXX | XXX | XXX | ... | | | | | |
| 29 | Debione Renfro | 5/2 | ... | ... | START | START | XXX | XXX | XXX | | | | | |
| 46 | Ryan Renick | 5/- | ... | ... | XXX | XXX | XXX | XXX | XXX | | | | | |
| 84 | Moses Reynolds | 3/- | XXX | ... | XXX | XXX | ... | ... | ... | | | | | |
| 25 | C Richardson | 5/1 | XXX | ... | XXX | XXX | XXX | ... | START | | | | | |
| 26 | D Richardson | 7/7 | START | START | START | START | START | START | START | | | | | |
| 38 | Drew Riethman | 3/- | XXX | ... | XXX | ... | ... | XXX | ... | | | | | |
| 64 | Layden Robinson | 1/- | ... | ... | XXX | ... | ... | ... | ... | | | | | |
| 99 | Josh Rogers | 6/1 | XXX | XXX | START | ... | XXX | XXX | XXX | | | | | |
| 13 | Kendrick Rogers | 7/4 | XXX | XXX | START | START | START | XXX | START | | | | | |
| 24 | Chris Russell | 6/- | ... | XXX | XXX | XXX | XXX | XXX | XXX | | | | | |
| 47 | Seth Small | 7/- | XXX | XXX | XXX | XXX | XXX | XXX | XXX | | | | | |
| 22 | Ainias Smith | 6/1 | ... | XXX | XXX | XXX | XXX | START | XXX | | | | | |
| 61 | Thomas Spann | 1/- | ... | ... | XXX | ... | ... | ... | ... | | | | | |
| 28 | Isaiah Spiller | 7/3 | XXX | XXX | XXX | XXX | START | START | START | | | | | |
| 4 | Derrick Tucker | 4/- | XXX | XXX | XXX | XXX | ... | ... | ... | | | | | |
| 32 | Andre White Jr. | 5/- | XXX | XXX | XXX | ... | ... | XXX | XXX | | | | | |
| 12 | Braden White | 7/- | XXX | XXX | XXX | XXX | XXX | XXX | XXX | | | | | |
| 25 | Brian Williams | 4/1 | XXX | ... | XXX | ... | ... | XXX | START | | | | | |
| 40 | Tyree Wilson | 6/- | XXX | ... | XXX | XXX | XXX | XXX | XXX | | | | | |
| 82 | Dylan Wright | 1/- | ... | ... | XXX | ... | ... | ... | ... | | | | | |
| 93 | Max Wright | 3/- | XXX | XXX | ... | ... | XXX | ... | ... | | | | | |
| 85 | J Wydermyer | 7/5 | XXX | START | XXX | START | START | START | START | | | | | |

RUSHING/RECEIVING/PASSING GAME-BY-GAME

RUSHING

| Name | No-Yds/TD | TXST | CLEM | LAMAR | AUB | ARK | BAMA | OM | MSU | UTSA | SC | UGA | LSU |
|-------------------|-----------|----------|---------|----------|--------|---------|---------|---------|-----|------|----|-----|-----|
| 28 Isaiah Spiller | 67-360/4 | 7-106/0 | 7-24/0 | 14-116/2 | 6-9/0 | 7-0/1 | 10-27/0 | 16-78/1 | | | | | |
| 11 Kellen Mond | 68-276/3 | 5-25/1 | 5-1/0 | 4-25/1 | 9-26/0 | 14-33/0 | 16-90/1 | 15-76/0 | | | | | |
| 7 Jashaun Corbin | 35-137/1 | 22-103/1 | 13-34/0 | DNP | DNP | DNP | DNP | DNP | | | | | |
| 23 Jacob Kibodi | 28-112/1 | - | DNP | 11-45/1 | 6-21/0 | 9-38/0 | 2-8/0 | - | | | | | |
| 25 C Richardson | 6-39/1 | 2-12/0 | DNP | 2-22/1 | - | - | DNP | 2-5/0 | | | | | |
| 1 Quartney Davis | 4-28/0 | - | - | DNP | - | 2-19/0 | - | 2-9/0 | | | | | |
| 4 James Foster | 2-17/0 | DNP | DNP | 2-17/0 | DNP | DNP | DNP | DNP | | | | | |
| 10 Zach Calzada | 1--2/0 | - | DNP | 1--2/0 | DNP | DNP | DNP | DNP | | | | | |

RECEIVING

| Name | No-Yds/TD | TXST | CLEM | LAMAR | AUB | ARK | BAMA | OM | MSU | UTSA | SC | UGA | LSU |
|--------------------|-----------|--------|--------|---------|---------|--------|--------|--------|-----|------|----|-----|-----|
| 2 Jhamon Ausbon | 42-553/2 | 6-75/1 | 7-69/0 | 4-109/1 | 8-111/0 | 7-82/0 | 5-60/0 | 5-47/0 | | | | | |
| 1 Quartney Davis | 31-384/4 | 6-85/1 | 5-59/0 | DNP | 5-82/1 | 7-62/2 | 7-81/0 | 1-15/0 | | | | | |
| 13 Kendrick Rogers | 20-228/1 | 1-12/0 | 6-60/0 | 6-83/0 | 4-45/0 | - | 1-5/0 | 2-23/1 | | | | | |
| 17 Ainias Smith | 14-182/3 | DNP | - | 6-66/1 | 1-15/1 | 5-80/1 | 2-21/0 | - | | | | | |
| 85 J Wydermyer | 13-172/4 | 1-9/0 | 1-2/1 | 1-25/1 | 3-20/0 | - | 3-49/2 | 4-67/0 | | | | | |
| 28 Isaiah Spiller | 17-124/0 | - | 2-22/0 | 2-21/0 | 3-19/0 | 2-17/0 | 5-41/0 | 3-4/0 | | | | | |
| 14 Camron Buckley | 9-119/0 | - | 1-20/0 | 4-60/0 | 2-22/0 | 1-1/0 | - | 1-16/0 | | | | | |
| 23 Jacob Kibodi | 6-37/0 | - | DNP | - | 4-21/0 | 1-9/0 | 1-7/0 | - | | | | | |
| 5 Jalen Preston | 3-36/0 | 2-18/0 | - | 1-18/0 | - | - | - | - | | | | | |
| 46 Ryan Renick | 1-19/0 | DNP | DNP | 1-19/0 | - | - | - | - | | | | | |
| 75 Glenn Beal | 4-19/0 | 2-10/0 | - | 1-9/0 | 1-0/0 | - | - | DNP | | | | | |
| 7 Jashaun Corbin | 6-16/1 | 4-12/1 | 2-4/0 | DNP | DNP | DNP | DNP | DNP | | | | | |
| 6 Roshauud Paul | 1-11/0 | 1-11/0 | - | - | - | DNP | DNP | DNP | | | | | |

PASSING

#11 KELLEN MOND

| | Att | Comp | Int | Pct | Yards | TD | Long | Sack | Yds | Effic |
|-------------------|-----|------|-----|------|-------|----|------|------|-----|-------|
| TEXAS STATE | 27 | 19 | 1 | 70.4 | 194 | 3 | 40 | 0 | 0 | 160.0 |
| at Clemson | 42 | 24 | 1 | 57.1 | 236 | 1 | 20 | 2 | 18 | 107.4 |
| LAMAR | 28 | 20 | 1 | 71.4 | 317 | 1 | 37 | 0 | 0 | 171.2 |
| AUBURN | 49 | 31 | 0 | 63.3 | 335 | 2 | 41 | 3 | 16 | 134.2 |
| vs Arkansas | 35 | 23 | 1 | 65.7 | 251 | 3 | 30 | 4 | 26 | 148.5 |
| ALABAMA | 42 | 24 | 0 | 57.1 | 264 | 2 | 31 | 5 | 16 | 125.7 |
| at Ole Miss | 28 | 16 | 2 | 57.1 | 172 | 1 | 29 | 4 | 24 | 106.2 |
| MISSISSIPPI STATE | | | | | | | | | | |
| UTSA | | | | | | | | | | |
| SOUTH CAROLINA | | | | | | | | | | |
| at Georgia | | | | | | | | | | |
| at LSU | | | | | | | | | | |
| TOTALS | 251 | 157 | 6 | 62.5 | 1769 | 13 | 41 | 18 | 100 | 134.1 |

#10 ZACH CALZADA

| | Att | Comp | Int | Pct | Yards | TD | Long | Sack | Yds | Effic |
|-------------------|-----|------|-----|------|--------------|-----|------|------|-----|-------|
| TEXAS STATE | 9 | 4 | 0 | 44.4 | 38 | 0 | 11 | 0 | 0 | 79.9 |
| at Clemson | | | | --- | Did Not Play | --- | | | | |
| LAMAR | 8 | 4 | 0 | 50.0 | 68 | 2 | 25 | 1 | 2 | 203.9 |
| AUBURN | | | | --- | Did Not Play | --- | | | | |
| vs Arkansas | | | | --- | Did Not Play | --- | | | | |
| ALABAMA | | | | --- | Did Not Play | --- | | | | |
| at Ole Miss | | | | --- | Did Not Play | --- | | | | |
| MISSISSIPPI STATE | | | | | | | | | | |
| UTSA | | | | | | | | | | |
| SOUTH CAROLINA | | | | | | | | | | |
| at Georgia | | | | | | | | | | |
| at LSU | | | | | | | | | | |
| TOTALS | 17 | 8 | 0 | 47.1 | 106 | 2 | 25 | 1 | 2 | 138.3 |

#4 JAMES FOSTER

| | Att | Comp | Int | Pct | Yards | TD | Long | Sack | Yds | Effic |
|-------------------|-----|------|-----|------|--------------|-----|------|------|-----|-------|
| TEXAS STATE | | | | --- | Did Not Play | --- | | | | |
| at Clemson | | | | --- | Did Not Play | --- | | | | |
| LAMAR | 5 | 2 | 0 | 40.0 | 25 | 0 | 19 | 0 | 0 | 82.0 |
| AUBURN | | | | --- | Did Not Play | --- | | | | |
| vs Arkansas | | | | --- | Did Not Play | --- | | | | |
| ALABAMA | | | | --- | Did Not Play | --- | | | | |
| at Ole Miss | | | | --- | Did Not Play | --- | | | | |
| MISSISSIPPI STATE | | | | | | | | | | |
| UTSA | | | | | | | | | | |
| SOUTH CAROLINA | | | | | | | | | | |
| at Georgia | | | | | | | | | | |
| at LSU | | | | | | | | | | |
| TOTALS | 5 | 2 | 0 | 40.0 | 25 | 0 | 19 | 0 | 0 | 82.0 |

TACKLES GAME-BY-GAME

| | Name | Solo-Ast | Total | TXST | CLEM | LAMAR | AUB | ARK | BAMA | OM | MST | UTSA | SC | UGA | LSU |
|----|-----------------|----------|-------|------|------|-------|-----|-----|------|-----|-----|------|----|-----|-----|
| 1 | Buddy Johnson | 22-26 | 48 | 5-2 | 2-3 | 0-2 | 0-6 | 2-5 | 8-3 | 5-5 | | | | | |
| 26 | D Richardson | 21-19 | 40 | 1-1 | 6-2 | 1-0 | 2-2 | 4-3 | 4-7 | 3-4 | | | | | |
| 19 | A. Hines III | 20-13 | 33 | 2-2 | 5-0 | 2-0 | 4-2 | 1-4 | 3-3 | 3-2 | | | | | |
| 14 | Keldrick Carper | 15-12 | 27 | 0-1 | 3-1 | 1-0 | 4-4 | 7-3 | 0-3 | DNP | | | | | |
| 52 | J. Madubuike | 9-17 | 26 | 0-3 | 1-1 | 0-1 | 4-0 | 1-4 | 1-5 | 2-3 | | | | | |
| 3 | Tyree Johnson | 15-9 | 24 | - | 6-1 | 1-0 | 1-1 | 2-0 | 1-3 | 4-4 | | | | | |
| 22 | C. Chattman | 11-10 | 21 | 1-2 | - | 2-0 | 1-1 | - | 6-4 | 1-3 | | | | | |
| 9 | Leon O'Neal Jr. | 12-5 | 17 | 2-0 | 5-0 | 2-0 | 1-2 | - | 1-1 | 1-2 | | | | | |
| 10 | Myles Jones | 12-4 | 16 | 1-1 | 3-0 | 1-0 | 0-1 | 2-1 | 3-1 | 2-0 | | | | | |
| 91 | Micheal Clemons | 7-9 | 16 | 0-1 | 1-1 | 1-1 | 2-3 | 3-3 | - | DNP | | | | | |
| 29 | Debione Renfro | 12-3 | 15 | DNP | DNP | 4-1 | 1-1 | 3-1 | 1-0 | 3-0 | | | | | |
| 92 | Jayden Peevy | 5-10 | 15 | 1-2 | 1-2 | DNP | 0-2 | 1-1 | 0-2 | 2-1 | | | | | |
| 21 | Charles Oliver | 10-4 | 14 | 1-0 | 3-0 | 1-1 | 4-0 | 0-2 | 1-1 | DNP | | | | | |
| 2 | Elijah Blades | 11-3 | 14 | 2-0 | 4-0 | DNP | DNP | 2-1 | 2-0 | 1-2 | | | | | |
| 5 | Bobby Brown III | 4-8 | 12 | - | 0-1 | 1-0 | 1-3 | 0-1 | 0-2 | 2-1 | | | | | |
| 11 | Larry Pryor | 7-5 | 12 | 0-2 | - | 3-0 | 3-3 | 1-0 | - | DNP | | | | | |
| 8 | DeMarvin Leal | 1-10 | 11 | 0-1 | - | - | 0-1 | 1-0 | 0-3 | 0-5 | | | | | |
| 40 | Tyree Wilson | 7-3 | 10 | 2-2 | DNP | 3-0 | - | - | - | 2-1 | | | | | |
| 27 | Roney Elam | 7-1 | 8 | 4-1 | 3-0 | - | DNP | DNP | DNP | DNP | | | | | |
| 32 | Andre White Jr. | 3-4 | 7 | 0-1 | 1-1 | 0-2 | DNP | DNP | - | 2-0 | | | | | |
| 28 | Travon Fuller | 4-2 | 6 | 1-2 | - | 1-0 | - | - | 2-0 | - | | | | | |
| 15 | Jeremiah Martin | 3-2 | 5 | - | 1-0 | 1-0 | 1-1 | 0-1 | - | - | | | | | |
| 33 | Aaron Hansford | 3-2 | 5 | - | 1-0 | - | - | 1-1 | 1-0 | 0-1 | | | | | |
| 34 | Braden Mann | 4-0 | 4 | - | - | - | 1-0 | 1-0 | 2-0 | - | | | | | |
| 99 | Josh Rogers | 2-2 | 4 | - | - | 2-1 | DNP | 0-1 | - | - | | | | | |
| 56 | Keeath Magee II | 1-1 | 2 | 1-1 | DNP | DNP | DNP | DNP | DNP | DNP | | | | | |
| 12 | Braden White | 1-1 | 2 | 0-1 | - | 1-0 | - | - | - | - | | | | | |
| 4 | Derrick Tucker | 1-1 | 2 | 1-0 | - | 0-1 | - | DNP | DNP | DNP | | | | | |
| 7 | Devin Morris | 2-0 | 2 | - | DNP | - | DNP | - | - | 2-0 | | | | | |
| 46 | Ryan Renick | 0-1 | 1 | DNP | DNP | - | 0-1 | - | - | - | | | | | |
| 13 | Kendrick Rogers | 1-0 | 1 | - | - | - | - | - | - | 1-0 | | | | | |
| 20 | Ikenna Okeke | 0-1 | 1 | 0-1 | - | - | - | - | - | - | | | | | |
| 16 | Brian Johnson | 1-0 | 1 | - | 1-0 | - | - | DNP | DNP | DNP | | | | | |
| 84 | Moses Reynolds | 0-1 | 1 | 0-1 | DNP | - | - | DNP | DNP | DNP | | | | | |
| 55 | Adarious Jones | 0-1 | 1 | - | 0-1 | - | DNP | DNP | DNP | DNP | | | | | |
| 7 | Jashaun Corbin | 1-0 | 1 | 1-0 | - | DNP | DNP | DNP | DNP | DNP | | | | | |
| 96 | Max Wright | 1-0 | 1 | 1-0 | - | DNP | DNP | - | DNP | DNP | | | | | |
| 5 | Jalen Preston | 1-0 | 1 | - | - | - | - | - | 1-0 | - | | | | | |

SEASON SUPERLATIVES

TEXAS A&M

INDIVIDUAL GAME HIGHS

| | | |
|---------------------|------|---|
| Rushes | 22 | Jashaun Corbin vs Texas State (Aug 29, 2019) |
| Yards Rushing | 116 | Isaiah Spiller vs Lamar (Sep 14, 2019) |
| TD Rushes | 2 | Isaiah Spiller vs Lamar (Sep 14, 2019) |
| Long Rush | 85 | Isaiah Spiller vs Texas State (Aug 29, 2019) |
| Pass attempts | 49 | Kellen Mond vs Auburn (Sep 21, 2019) |
| Pass completions | 31 | Kellen Mond vs Auburn (Sep 21, 2019) |
| Yards Passing | 335 | Kellen Mond vs Auburn (Sep 21, 2019) |
| TD Passes | 3 | Kellen Mond vs Texas State (Aug 29, 2019) Kellen Mond vs Arkansas (Sep 28, 2019) |
| Long Pass | 41 | Kellen Mond vs Auburn (Sep 21, 2019) |
| Receptions | 8 | Jhamon Ausbon vs Auburn (Sep 21, 2019) |
| Yards Receiving | 111 | Jhamon Ausbon vs Auburn (Sep 21, 2019) |
| TD Receptions | 2 | Quartney Davis vs Arkansas (Sep 28, 2019) Jalen Wydermyer vs Alabama (Oct 12, 2019) |
| Long Reception | 41 | Jhamon Ausbon vs Auburn (Sep 21, 2019) |
| Field Goals | 2 | Seth Small vs Texas State (Aug 29, 2019) Seth Small vs Lamar (Sep 14, 2019) Seth Small vs Auburn (Sep 21, 2019) Seth Small vs Alabama (Oct 12, 2019) |
| Long Field Goal | 50 | Seth Small vs Arkansas (Sep 28, 2019) |
| Punts | 6 | Braden Mann at Clemson (Sep 07, 2019) Braden Mann vs Auburn (Sep 21, 2019) |
| Punting Avg | 56.0 | Braden Mann vs Auburn (Sep 21, 2019) |
| Long Punt | 68 | Braden Mann vs Auburn (Sep 21, 2019) |
| Punts inside 20 | 3 | Braden Mann vs Texas State (Aug 29, 2019) Braden Mann vs Arkansas (Sep 28, 2019) |
| Long Punt Return | 41 | Roshaud Paul vs Lamar (Sep 14, 2019) |
| Long Kickoff Return | 31 | Ainias Smith vs Arkansas (Sep 28, 2019) |
| Tackles | 11 | Buddy Johnson vs Alabama (Oct 12, 2019) Demani Richardson vs Alabama (Oct 12, 2019) |
| Sacks | 1.0 | 11 times, most recent by Tyree Johnson & Andre White, Jr. at Ole Miss (Oct 19, 2019) |
| Tackles For Loss | 2.5 | Buddy Johnson vs Arkansas (Sep 28, 2019) |
| Interceptions | 2 | Myles Jones vs Texas State (Aug 29, 2019) |

TEAM GAME HIGHS

| | | |
|------------------|------|--|
| Rushes | 36 | vs Texas State (Aug 29, 2019) |
| Yards Rushing | 246 | vs Texas State (Aug 29, 2019) |
| Yards Per Rush | 6.8 | vs Texas State (Aug 29, 2019) |
| TD Rushes | 5 | vs Lamar (Sep 14, 2019) |
| Pass attempts | 49 | vs Auburn (Sep 21, 2019) |
| Pass completions | 31 | vs Auburn (Sep 21, 2019) |
| Yards Passing | 410 | vs Lamar (Sep 14, 2019) |
| Yards Per Pass | 10.0 | vs Lamar (Sep 14, 2019) |
| TD Passes | 3 | vs Texas State (Aug 29, 2019) vs Lamar (Sep 14, 2019) vs Arkansas (Sep 28, 2019) |
| Total Plays | 75 | vs Lamar (Sep 14, 2019) |
| Total Offense | 633 | vs Lamar (Sep 14, 2019) |
| Yards Per Play | 8.4 | vs Lamar (Sep 14, 2019) |
| Points | 62 | vs Lamar (Sep 14, 2019) |
| Sacks By | 3 | vs Texas State (Aug 29, 2019) at Ole Miss (Oct 19, 2019) vs Lamar (Sep 14, 2019) |
| First Downs | 35 | vs Lamar (Sep 14, 2019) |
| Penalties | 9 | at Clemson (Sep 07, 2019) |
| Penalty Yards | 85 | at Clemson (Sep 07, 2019) |
| Turnovers | 2 | five times, last at Ole Miss (Oct 19, 2019) |
| Interceptions By | 4 | vs Texas State (Aug 29, 2019) |
| Punts | 6 | at Clemson (Sep 07, 2019) vs Auburn (Sep 21, 2019) |
| Punting Avg | 56.0 | vs Auburn (Sep 21, 2019) |
| Long Punt | 68 | vs Auburn (Sep 21, 2019) |
| Punts inside 20 | 3 | vs Texas State (Aug 29, 2019) vs Arkansas (Sep 28, 2019) |
| Long Punt Return | 41 | vs Lamar (Sep 14, 2019) |

OPPONENTS

INDIVIDUAL GAME HIGHS

| | | |
|---------------------|------|---|
| Rushes | 20 | Najee Harris of Alabama (Oct 12, 2019) |
| Yards Rushing | 114 | Najee Harris of Alabama (Oct 12, 2019) |
| TD Rushes | 1 | eight times, most recent Snoop Conner of Ole Miss (Oct 19, 2019) |
| Long Rush | 69 | Jerrion Ealy of Ole Miss (Oct 19, 2019) |
| Pass attempts | 35 | Lawrence of Clemson (Sep 07, 2019) |
| Pass completions | 24 | Lawrence of Clemson (Sep 07, 2019) |
| Yards Passing | 293 | Tua Tagovailoa of Alabama (Oct 12, 2019) |
| TD Passes | 4 | Tua Tagovailoa of Alabama (Oct 12, 2019) |
| Long Pass | 47 | Tua Tagovailoa of Alabama (Oct 12, 2019) |
| Receptions | 8 | C. OGrady of Arkansas (Sep 28, 2019) |
| Yards Receiving | 99 | DeVonta Smith of Alabama (Oct 12, 2019) |
| TD Receptions | 1 | nine times, most recent DeVonta Smith of Alabama (Oct 12, 2019) Henry Ruggs III of Alabama (Oct 12, 2019) Jaylen Waddle of Alabama (Oct 12, 2019) Najee Harris of Alabama (Oct 12, 2019) |
| Long Reception | 31 | Treyton Burks of Arkansas (Sep 28, 2019) |
| Field Goals | 2 | Connor Limpert of Arkansas (Sep 28, 2019) Joseph Bulovas of Alabama (Oct 12, 2019) |
| Long Field Goal | 46 | Connor Limpert of Arkansas (Sep 28, 2019) |
| Punts | 10 | Enriqu Carmona of Lamar (Sep 14, 2019) |
| Punting Avg | 44.8 | Mac Brown of Ole Miss (Oct 19, 2019) |
| Long Punt | 65 | Enriqu Carmona of Lamar (Sep 14, 2019) |
| Punts inside 20 | 2 | Enriqu Carmona of Lamar (Sep 14, 2019) Mac Brown of Ole Miss (Oct 19, 2019) |
| Long Punt Return | 43 | Jaylen Waddle of Alabama (Oct 12, 2019) |
| Long Kickoff Return | 40 | Henry Ruggs III of Alabama (Oct 12, 2019) |
| Tackles | 12 | Kamren Curl of Arkansas (Sep 28, 2019) |
| Sacks | 2.0 | Derrick Brown of Auburn (Sep 21, 2019) Jamario Bell of Arkansas (Sep 28, 2019) Terrell Lewis of Alabama (Oct 12, 2019) |
| Tackles For Loss | 3.0 | Derrick Brown of Auburn (Sep 21, 2019) |
| Interceptions | 1 | six times, most recent Donta Evans & A. Robinson of Ole Miss (Oct 19, 2019) |

TEAM GAME HIGHS

| | | |
|------------------|------|--|
| Rushes | 44 | Ole Miss (Oct 19, 2019) |
| Yards Rushing | 250 | Ole Miss (Oct 19, 2019) |
| Yards Per Rush | 5.7 | Ole Miss (Oct 19, 2019) |
| TD Rushes | 2 | Clemson (Sep 07, 2019) Auburn (Sep 21, 2019) Ole Miss (Oct 19, 2019) |
| Pass attempts | 46 | Texas State (Aug 29, 2019) |
| Pass completions | 29 | Texas State (Aug 29, 2019) |
| Yards Passing | 297 | Arkansas (Sep 28, 2019) |
| Yards Per Pass | 8.6 | Alabama (Oct 12, 2019) |
| TD Passes | 4 | Alabama (Oct 12, 2019) |
| Total Plays | 75 | Ole Miss (Oct 19, 2019) |
| Total Offense | 448 | Alabama (Oct 12, 2019) |
| Yards Per Play | 6.9 | Alabama (Oct 12, 2019) |
| Points | 47 | Alabama (Oct 12, 2019) |
| Sacks By | 5 | Alabama (Oct 12, 2019) |
| First Downs | 26 | Clemson (Sep 07, 2019) Arkansas (Sep 28, 2019) |
| Penalties | 12 | Auburn (Sep 21, 2019) |
| Penalty Yards | 91 | Alabama (Oct 12, 2019) |
| Turnovers | 4 | Texas State (Aug 29, 2019) |
| Interceptions By | 2 | Ole Miss (Oct 19, 2019) |
| Punts | 10 | Lamar (Sep 14, 2019) |
| Punting Avg | 43.8 | Auburn (Sep 21, 2019) |
| Long Punt | 65 | Lamar (Sep 14, 2019) |
| Punts inside 20 | 2 | Lamar (Sep 14, 2019) Ole Miss (Oct 19, 2019) |
| Long Punt Return | 43 | Alabama (Oct 12, 2019) |

MISCELLANEOUS STATISTICS

STARTING FIELD POSITION

| | A&M Avg. Start | Opp. Avg. Start | A&M Advantage |
|-------------------|-----------------|-----------------|---------------|
| TEXAS STATE | own 43 | own 19 | + 25 |
| at Clemson | own 25 | own 21 | + 4 |
| LAMAR | own 38 | own 24 | + 14 |
| AUBURN | own 29 | own 29 | - |
| vs Arkansas | own 31 | own 23 | + 8 |
| ALABAMA | own 22 | own 47 | - 25 |
| at Ole Miss | own 29 | own 26 | + 3 |
| MISSISSIPPI STATE | | | |
| UTSA | | | |
| SOUTH CAROLINA | | | |
| at Georgia | | | |
| at LSU | | | |
| Totals | own 31.8 | own 28.7 | |

POINTS OFF TURNOVERS

| Opponent | TEXAS A&M | | | | OPPONENTS | | | |
|-------------------|------------------------|----------|------------|-----------|-------------------------|----------|------------|-----------|
| | TOs | TDs | FG-Att | Pts. | A&M TOs | TDs | FG-Att | Pts. |
| TEXAS STATE | 4 | 2 | 1-1 | 17 | 2 | 0 | 0-0 | 0 |
| at Clemson | 1 | 1 | 0-0 | 7 | 2 | 0 | 1-1 | 3 |
| LAMAR | 1 | 0 | 0-0 | 0 | 2 | 0 | 0-0 | 0 |
| AUBURN | 0 | 0 | 0-0 | 0 | 1 | 1 | 0-0 | 7 |
| vs Arkansas | 1 | 0 | 0-0 | 0 | 2 | 1 | 0-0 | 7 |
| ALABAMA | 1 | 0 | 1-1 | 3 | 1 | 0 | 0-0 | 0 |
| at Ole Miss | 2 | 1 | 0-1 | 7 | 2 | 0 | 0-1 | 0 |
| MISSISSIPPI STATE | | | | | | | | |
| UTSA | | | | | | | | |
| SOUTH CAROLINA | | | | | | | | |
| at Georgia | | | | | | | | |
| at LSU | | | | | | | | |
| Totals | 10 (3/2, 8 int) | 4 | 2-3 | 34 | 12 (12/6, 6 int) | 2 | 0-1 | 17 |

F/L: total fumbles/fumbles lost

PENALTIES

| | A&M Pen.-Yds. | Opp. Pen.-Yds. | A&M Yd Diff |
|-----------------------------|----------------------|----------------------|-------------|
| TEXAS STATE | 3-30 | 4-24 | + 6 |
| at Clemson | 9-85 | 4-30 | + 55 |
| LAMAR | 7-53 | 4-42 | + 11 |
| AUBURN | 8-50 | 12-74 | - 24 |
| vs Arkansas | 6-55 | 8-48 | + 7 |
| ALABAMA | 5-55 | 11-91 | - 36 |
| at Ole Miss | 7-68 | 7-65 | + 3 |
| MISSISSIPPI STATE | | | |
| UTSA | | | |
| SOUTH CAROLINA | | | |
| at Georgia | | | |
| at LSU | | | |
| Totals (per gm avg.) | 45-396 (56.6) | 50-374 (53.4) | |

GAME-OPENING DRIVES

| | TEXAS A&M | | | | | OPPONENTS | | | | |
|-------------------|-----------|-----------|--------------|--------------|---------|-----------|-----------|--------------|--------------|---------|
| | Pts | Res | 1 Dn | Pl | YdsTime | Pts | Res | 1 Dn | Pl | YdsTime |
| TEXAS STATE | 0 | PUNT | 0 | 3-6 | 1:01 | 0 | PUNT | 1 | 4-21 | 2:04 |
| at Clemson | 0 | PUNT | 0 | 3-0 | 0:53 | 0 | MISS FG | 2 | 9-43 | 3:41 |
| LAMAR | 3 | FG | 3 | 9-71 | 4:34 | 0 | PUNT | 1 | 7-14 | 3:10 |
| AUBURN | 0 | MISS FG | 3 | 13-44 | 5:30 | 7 | TD | 2 | 4-75 | 1:41 |
| vs Arkansas | 0 | PUNT | 2 | 5-22 | 3:26 | 0 | MISS FG | 3 | 7-41 | 2:43 |
| ALABAMA | 7 | TD | 6 | 15-75 | 8:03 | 7 | TD | 4 | 10-73 | 4:16 |
| at Ole Miss | 0 | PUNT | 0 | 3-(3) | 1:50 | 0 | PUNT | 0 | 3-9 | 1:21 |
| MISSISSIPPI STATE | | | | | | | | | | |
| UTSA | | | | | | | | | | |
| SOUTH CAROLINA | | | | | | | | | | |
| at Georgia | | | | | | | | | | |
| at LSU | | | | | | | | | | |
| Totals | 10 | 14 | 7-31* | 3:40* | | 14 | 12 | 6-39* | 2:42* | |

* average / does not include return TDs

^ drive began following turnover

SECOND HALF-OPENING DRIVES

| | TEXAS A&M | | | | | OPPONENTS | | | | |
|-------------------|-----------|----------|--------------|--------------|---------|-----------|-----------|--------------|--------------|---------|
| | Pts | Res | 1 Dn | Pl | YdsTime | Pts | Res | 1 Dn | Pl | YdsTime |
| TEXAS STATE | 0 | INT | 3 | 9-47 | 4:52 | 0 | PUNT | 1 | 5-3 | 1:58 |
| at Clemson | 0 | PUNT | 0 | 3-(2) | 2:07 | 0 | PUNT | 0 | 3-1 | 0:43 |
| LAMAR | 0 | INT | 2 | 5-22 | 2:55 | 0 | PUNT | 0 | 3-(1) | 1:09 |
| AUBURN | 0 | FUMBLE | 0 | 1-13 | 0:08 | 7 | TD | 2 | 6-38 | 2:47 |
| vs Arkansas | 0 | PUNT | 0 | 3-1 | 1:49 | 7 | TD | 5 | 8-84 | 2:37 |
| ALABAMA | 0 | PUNT | 0 | 3-1 | 1:34 | 3 | FG | 3 | 9-51 | 4:07 |
| at Ole Miss | 0 | PUNT | 0 | 3-(4) | 2:14 | 7 | TD | 2 | 5-64 | 1:30 |
| MISSISSIPPI STATE | | | | | | | | | | |
| UTSA | | | | | | | | | | |
| SOUTH CAROLINA | | | | | | | | | | |
| at Georgia | | | | | | | | | | |
| at LSU | | | | | | | | | | |
| Totals | 0 | 5 | 4-11* | 2:14* | | 24 | 13 | 6-34* | 2:07* | |

* average / does not include return TDs

^ drive began following turnover

A&M SCORING DRIVES

| | Scoring Drives | TIME | | PLAYS | | 5 or less | 1-Play |
|-------------------|----------------|---------------|-------------|------------|------------|-----------|----------|
| | | Total | Avg | Total | Avg | | |
| TEXAS STATE | 6 | 17:42 | 2:57 | 38 | 6.3 | 3 | 0 |
| at Clemson | 2 | 13:16 | 6:38 | 32 | 16 | 0 | 0 |
| LAMAR | 10 | 27:06 | 2:42 | 58 | 5.8 | 5 | 2 |
| AUBURN | 4 | 11:27 | 2:52 | 34 | 8.5 | 0 | 0 |
| vs Arkansas | 5 | 19:29 | 3:54 | 47 | 9.4 | 0 | 0 |
| ALABAMA | 5 | 18:26 | 3:41 | 49 | 9.8 | 0 | 0 |
| at Ole Miss | 3 | 10:59 | 3:39 | 23 | 6.7 | 0 | 0 |
| MISSISSIPPI STATE | | | | | | | |
| UTSA | | | | | | | |
| SOUTH CAROLINA | | | | | | | |
| at Georgia | | | | | | | |
| at LSU | | | | | | | |
| Totals | 35 | 118:25 | 3:23 | 281 | 8.0 | 8 | 2 |

* not including overtime possessions or defensive/special teams touchdowns

STARTING LINEUPS

OFFENSIVE STARTERS

| | WR | LT | LG | C | RG | RT | TE/WR | RB/WR/TE | WR | QB | RB/WR |
|----------------|--------|-------|--------|--------|----------|----------|-----------|------------|--------|------|---------|
| TEXAS STATE | DAVIS | MOORE | HOCKER | PRATER | K GREEN | C GREEN | CHAPMAN | BUCKLEY | AUSBON | MOND | CORBIN |
| at Clemson | DAVIS | MOORE | HOCKER | PRATER | K GREEN | C GREEN | WYDERMYER | BEAL | AUSBON | MOND | CORBIN |
| LAMAR | ROGERS | MOORE | HOCKER | PRATER | K GREEN | C GREEN | BEAL | BALDREE | AUSBON | MOND | KIBODI |
| AUBURN | ROGERS | MOORE | HOCKER | PRATER | K. GREEN | C. GREEN | WYDERMYER | BEAL | AUSBON | MOND | KIBODI |
| vs Arkansas | ROGERS | MOORE | HOCKER | PRATER | K.GREEN | C. GREEN | WYDERMYER | DAVIS | AUSBON | MOND | SPILLER |
| ALABAMA | DAVIS | MOORE | HOCKER | PRATER | K.GREEN | C. GREEN | WYDERMYER | SMITH | AUSBON | MOND | SPILLER |
| at Ole Miss | ROGERS | MOORE | HOCKER | PRATER | K. GREEN | C. GREEN | WYDERMYER | RICHARDSON | AUSBON | MOND | SPILLER |
| MISS. STATE | | | | | | | | | | | |
| UTSA | | | | | | | | | | | |
| SOUTH CAROLINA | | | | | | | | | | | |
| at Georgia | | | | | | | | | | | |
| at LSU | | | | | | | | | | | |

DEFENSIVE STARTERS

| | DE | DT | DT | DE | LB | LB | LB/NICKLE | CB | CB | SS | FS |
|----------------|-----------|-----------|---------|---------|-------|-----------|-----------|--------|---------|----------|------------|
| TEXAS STATE | T JOHNSON | MADUBUIKE | B BROWN | CLEMONS | HINES | B JOHNSON | ELAM* | OLIVER | M JONES | O'NEAL | RICHARDSON |
| at Clemson | T JOHNSON | MADUBUIKE | B BROWN | CLEMONS | HINES | B JOHNSON | ELAM* | BLADES | M JONES | O'NEAL | RICHARDSON |
| LAMAR | T JOHNSON | ROGERS | B BROWN | CLEMONS | HINES | B JOHNSON | ELAM* | RENFRO | M JONES | O'NEAL | RICHARDSON |
| AUBURN | T JOHNSON | MADUBUIKE | B BROWN | CLEMONS | HINES | B JOHNSON | OLIVER* | RENFRO | M JONES | O'NEAL | RICHARDSON |
| vs Arkansas | T JOHNSON | MADUBUIKE | B BROWN | CLEMONS | HINES | B JOHNSON | OLIVER* | BLADES | M JONES | CARPER | RICHARDSON |
| ALABAMA | T JOHNSON | MADUBUIKE | B BROWN | CLEMONS | HINES | B JOHNSON | OLIVER* | BLADES | M JONES | CARPER | RICHARDSON |
| at Ole Miss | T JOHNSON | PEEVY | B BROWN | LEAL | HINES | B JOHNSON | CHATTMAN* | BLADES | M JONES | WILLIAMS | RICHARDSON |
| MISS. STATE | | | | | | | | | | | |
| UTSA | | | | | | | | | | | |
| SOUTH CAROLINA | | | | | | | | | | | |
| at Georgia | | | | | | | | | | | |
| at LSU | | | | | | | | | | | |

* Started as a nickel back

START CHART

| | Career Starts | Consec Starts |
|-------------------|---------------|---------------|
| Jhamon Ausbon | 29 | 11 |
| Kellen Mond | 28 | 20 |
| Charles Oliver | 26 | — |
| Debione Renfro | 24 | — |
| Carson Green | 24 | 23 |
| Colton Prater | 22 | 7 |
| Dan Moore, Jr. | 20 | 20 |
| Justin Madubuike | 17 | — |
| Derrick Tucker | 16 | — |
| Jared Hocker | 17 | 7 |
| Quartney Davis | 16 | — |
| Buddy Johnson | 16 | 8 |
| Ryan McCollum | 13 | — |
| Myles Jones | 15 | 9 |
| Larry Pryor | 12 | — |
| Michael Clemons | 8 | — |
| Kendrick Rogers | 9 | 1 |
| Demani Richardson | 7 | 7 |
| Anthony Hines II | 7 | 7 |
| Bobby Brown III | 7 | 7 |
| Tyree Johnson | 7 | 7 |
| Kenyon Green | 7 | 7 |
| Jalen Wydermyer | 5 | 4 |
| Leon O'Neal Jr. | 5 | — |
| Keldrick Carper | 4 | — |
| Camron Buckley | 4 | — |
| Roney Elam | 4 | — |
| Elijah Blades | 4 | 3 |
| Isaiah Spiller | 3 | 3 |
| Glenn Beal | 3 | — |
| Jashaun Corbin | 3 | — |
| Jayden Peevy | 2 | 1 |
| Jacob Kibodi | 2 | — |
| Hezekiah Jones | 2 | — |
| Brian Williams | 1 | 1 |
| Clifford Chattman | 1 | 1 |
| Demarvin Leal | 1 | 1 |
| Ainias Smith | 1 | — |
| Cagan Baldree | 1 | — |
| Josh Rogers | 1 | — |
| Caleb Chapman | 1 | — |
| Aaron Hansford | 1 | — |

12TH MAN REP

| | 12th Man | # |
|--|----------|---|
| TXTS | B White | 1 |
| at Clemson | B White | 2 |
| LAMAR | B White | 3 |
| AUBURN | B White | 4 |
| vs Ark | B White | 5 |
| BAMA | B White | 6 |
| at Ole Miss | | |
| MSU | | |
| UTSA | | |
| SC | | |
| at Georgia | | |
| at LSU | | |
| # - appearances as 12th Man representative | | |

TEXAS A&M'S 20-PLUS YARD PLAYS (38)

| Yards | Type | Player(s) | Opponent |
|-------|-----------|--|-------------|
| 85 | Rush..... | Isaiah Spiller..... | Texas State |
| *62 | FR..... | Buddy Johnson..... | Ole Miss |
| 41 | Pass..... | Jhamon Ausbon from Kellen Mond..... | Auburn |
| 41 | PR..... | Roshauud Paul..... | Lamar |
| 40 | Pass..... | Jhamon Ausbon from Kellen Mond..... | Texas State |
| 38 | Rush..... | Isaiah Spiller..... | Lamar |
| 38 | PR..... | Roshauud Paul..... | Lamar |
| 37 | Pass..... | Jhamon Ausbon from Kellen Mond..... | Lamar |
| 36 | Rush..... | Kellen Mond..... | Alabama |
| 36 | Pass..... | Jhamon Ausbon from Kellen Mond..... | Lamar |
| 34 | PR..... | Ainias Smith..... | Ole Miss |
| *34 | Rush..... | Isaiah Spiller..... | Lamar |
| 31 | KR..... | Ainias Smith..... | Arkansas |
| 31 | Pass..... | Jhamon Ausbon from Kellen Mond..... | Alabama |
| 30 | Pass..... | Ainias Smith from Kellen Mond..... | Arkansas |
| 29 | Pass..... | Jalen Wydermyer from Kellen Mond..... | Ole Miss |
| 29 | Pass..... | Quartney Davis from Kellen Mond..... | Texas State |
| *27 | Pass..... | Quartney Davis from Kellen Mond..... | Auburn |
| 27 | Pass..... | Camron Buckley from Kellen Mond..... | Lamar |
| 27 | PR..... | Ainias Smith..... | Ole Miss |
| 26 | Pass..... | Jhamon Ausbon from Kellen Mond..... | Lamar |
| *25 | Pass..... | Jalen Wydermyer from Kellen Mond..... | Alabama |
| *25 | Pass..... | Jalen Wydermyer from Zach Calzada..... | Lamar |
| 24 | INT..... | Roney Elam..... | Texas State |
| 23 | KR..... | Ainias Smith..... | Ole Miss |
| 22 | Rush..... | Kellen Mond..... | Ole Miss |
| 22 | Pass..... | Kendrick Rogers from Kellen Mond..... | Lamar |
| *22 | Rush..... | Isaiah Spiller..... | Ole Miss |
| 22 | Rush..... | Kellen Mond..... | Alabama |
| 22 | Rush..... | Jacob Kibodi..... | Auburn |
| *22 | Pass..... | Quartney Davis from Kellen Mond..... | Arkansas |
| *21 | Pass..... | Quartney Davis from Kellen Mond..... | Texas State |
| 21 | Pass..... | Kendrick Rogers from Kellen Mond..... | Lamar |
| 20 | Pass..... | Ainias Smith from Kellen Mond..... | Lamar |
| 20 | Pass..... | Camron Buckley from Kellen Mond..... | Clemson |
| 20 | Rush..... | Kellen Mond..... | Alabama |
| 20 | KR..... | Ainias Smith..... | Auburn |
| 20 | Rush..... | Jashaun Corbin..... | Texas State |

* touchdown scored on play

BY LENGTH

| Yards | No. | TD |
|-------|-----|----|
| 100+ | 0 | 0 |
| 90-99 | 0 | 0 |
| 80-89 | 1 | 0 |
| 70-79 | 0 | 0 |
| 60-69 | 1 | 1 |
| 50-59 | 0 | 0 |
| 40-49 | 3 | 0 |
| 30-39 | 10 | 1 |
| 20-29 | 23 | 6 |

BY PLAY TYPE

| Type | No. | TD |
|----------------|-----------|----------|
| Rushing | 10 | 2 |
| Passing | 19 | 5 |
| Punt returns | 4 | 0 |
| Kick returns | 3 | 0 |
| Interceptions | 1 | 0 |
| Fumble returns | 1 | 1 |
| Other | 0 | 0 |
| TOTAL | 38 | 8 |

20-YARD PLUS BY PLAYER

| Player | No. | TD | R | P | KR | PR | IR | FR |
|-----------------|-----------|----------|-----------|-----------|----------|----------|----------|----------|
| Ainias Smith | 7 | 0 | 0 | 2 | 3 | 2 | 0 | 0 |
| Jhamon Ausbon | 6 | 0 | 0 | 6 | 0 | 0 | 0 | 0 |
| Quartney Davis | 4 | 3 | 0 | 4 | 0 | 0 | 0 | 0 |
| Isaiah Spiller | 4 | 2 | 4 | 0 | 0 | 0 | 0 | 0 |
| Kellen Mond | 4 | 0 | 4 | 0 | 0 | 0 | 0 | 0 |
| Jalen Wydermyer | 3 | 2 | 0 | 3 | 0 | 0 | 0 | 0 |
| Kendrick Rogers | 2 | 0 | 0 | 2 | 0 | 0 | 0 | 0 |
| Roshauud Paul | 2 | 0 | 0 | 0 | 0 | 2 | 0 | 0 |
| Camron Buckley | 2 | 0 | 0 | 2 | 0 | 0 | 0 | 0 |
| Buddy Johnson | 1 | 1 | 0 | 0 | 0 | 0 | 0 | 1 |
| Jacob Kibodi | 1 | 0 | 1 | 0 | 0 | 0 | 0 | 0 |
| Jashaun Corbin | 1 | 0 | 1 | 0 | 0 | 0 | 0 | 0 |
| Roney Elam | 1 | 0 | 0 | 0 | 0 | 0 | 1 | 0 |
| TOTAL | 38 | 8 | 10 | 19 | 3 | 4 | 1 | 1 |

LONGEST PLAYS OF 2018

RUSHING

85 Isaiah Spiller vs Texas State.....Aug. 29

RUSHING TOUCHDOWN

34 Isaiah Spiller vs Lamar Sept. 14

PASSING

41 Jhamon Ausbon from Kellen Mond vs Auburn Sept. 21

PASSING TOUCHDOWN

27 Quartney Davis from Kellen Mond vs Auburn..... Sept. 21

PUNT RETURN

41 Roshauud Paul vs Lamar..... Sept. 14

KICK RETURN

31 Ainias Smith vs Arkansas.....Sept. 28

INTERCEPTION RETURN

24 Roney Elam vs Texas StateAug. 29

FUMBLE RETURN

62 Buddy Johnson at Ole MissOct. 19

PUNT

68 Braden Mann vs Auburn..... Sept. 21

FIELD GOAL

50 Seth Small vs Arkansas.....Sept. 28

BY OPPONENT

| | TXST | CLEM | LAM | AUB | ARK | BAMA | OM | MSU | UTSA | SC | UGA | LSU |
|----------------|----------|----------|-----------|----------|----------|----------|----------|-----|------|----|-----|-----|
| Rushing | 2 | 0 | 2 | 1 | 0 | 3 | 2 | | | | | |
| Passing | 3 | 1 | 8 | 2 | 2 | 2 | 1 | | | | | |
| Punt returns | 0 | 0 | 2 | 0 | 0 | 0 | 2 | | | | | |
| Kick returns | 0 | 0 | 0 | 1 | 1 | 0 | 2 | | | | | |
| Interceptions | 1 | 0 | 0 | 0 | 0 | 0 | 0 | | | | | |
| Fumble returns | 0 | 0 | 0 | 0 | 0 | 0 | 1 | | | | | |
| Other | 0 | 0 | 0 | 0 | 0 | 0 | 0 | | | | | |
| TOTAL | 6 | 1 | 12 | 4 | 3 | 5 | 7 | | | | | |

OPPONENT'S 20-PLUS YARD PLAYS (39)

| Yards | Type | Player(s) | Team |
|-------|-----------|---|-------------|
| *69 | Rush..... | Jerrion Ealy..... | Ole Miss |
| *57 | Rush..... | Anthony Schwartz..... | Auburn |
| *47 | Pass..... | DeVonta Smith from Tua Tagovailoa..... | Alabama |
| 44 | Rush..... | Myles Wanza..... | Lamar |
| 43 | PR..... | Jaylen Waddle..... | Alabama |
| 42 | PR..... | Jaylen Waddle..... | Alabama |
| 40 | KR..... | Henry Ruggs III..... | Alabama |
| 38 | Rush..... | S. Phillips..... | Ole Miss |
| 38 | KR..... | Henry Ruggs III..... | Alabama |
| 36 | Rush..... | Snoop Conner..... | Ole Miss |
| *33 | Pass..... | Henry Ruggs III from Tua Tagovailoa..... | Alabama |
| 32 | PR..... | Treylon Burks..... | Arkansas |
| *31 | Pass..... | Jaylen Waddle from Tua Tagovailoa..... | Alabama |
| 31 | KR..... | Noah Igbinoghene..... | Auburn |
| 31 | Pass..... | Treylon Burks from Ben Hicks..... | Arkansas |
| 30 | PR..... | Christian Tutt..... | Auburn |
| *30 | Pss..... | Ross from Lawrence..... | Clemson |
| 29 | Pass..... | Higgins from Lawrence..... | Clemson |
| 28 | PR..... | Jaylen Waddle..... | Alabama |
| 28 | KR..... | Trevon Diggs..... | Alabama |
| 27 | Rush..... | Tylan Knight..... | Ole Miss |
| 27 | KR..... | Henry Ruggs III..... | Alabama |
| 27 | Pass..... | C. OGrady from Nick Starkel..... | Arkansas |
| *27 | Pass..... | Trevis Graham Jr from Gresch Jensen..... | Texas State |
| 27 | Pass..... | Etienne from Lawrence..... | Clemson |
| 26 | Pass..... | Jerry Jeudy from Tua Tagovailoa..... | Alabama |
| 26 | KR..... | Henry Ruggs III..... | Alabama |
| 25 | Rush..... | Najee Harris..... | Alabama |
| 25 | KR..... | JahMarae Sheread..... | Texas State |
| 25 | Pass..... | Ngata from Lawrence..... | Clemson |
| 24 | Rush..... | Rakeem Boyd..... | Arkansas |
| 24 | Pass..... | Ross from Lawrence..... | Clemson |
| 23 | Pass..... | Brian Robinson Jr. from Tua Tagovailoa..... | Alabama |
| 23 | Pass..... | C. OGrady from Ben Hicks..... | Arkansas |
| 22 | Pass..... | S. Phillips from Matt Corral..... | Ole Miss |
| 22 | Pass..... | Mike Woods from Ben Hicks..... | Arkansas |
| 22 | PR..... | Christian Tutt..... | Auburn |
| 20 | Pass..... | Elijah Moore from Matt Corral..... | Ole Miss |
| 20 | KR..... | JahMarae Sheread..... | Texas State |

* touchdown scored on play

BY LENGTH

| Yards | No. | TD |
|-------|-----|----|
| 100+ | 0 | 0 |
| 90-99 | 0 | 0 |
| 80-89 | 0 | 0 |
| 70-79 | 0 | 0 |
| 60-69 | 1 | 1 |
| 50-59 | 1 | 1 |
| 40-49 | 5 | 1 |
| 30-39 | 10 | 3 |
| 20-29 | 22 | 1 |

BY PLAY TYPE

| Type | No. | TD |
|----------------|-----------|----------|
| Rushing | 8 | 2 |
| Passing | 17 | 5 |
| Punt returns | 6 | 0 |
| Kick returns | 8 | 0 |
| Interceptions | 0 | 0 |
| Fumble returns | 0 | 0 |
| Other | 0 | 0 |
| TOTAL | 39 | 7 |

LONGEST PLAYS OF 2018

RUSHING

69 Jerrion Ealy of Ole Miss Oct. 19

RUSHING TOUCHDOWN

69 Jerrion Ealy of Ole Miss Oct. 19

PASSING

47 DeVonta Smith from Tua Tagovailoa of Alabama.....Oct. 12

PASSING TOUCHDOWN

47 DeVonta Smith from Tua Tagovailoa of Alabama.....Oct. 12

PUNT RETURN

43 Jaylen Waddle of Alabama.....Oct. 12

KICK RETURN

40 Henry Rugga III of AlabamaOct. 12

INTERCEPTION RETURN

13 Bryan London II of Texas State..... Aug. 29

FUMBLE RETURN

6 DeJon Harris of Arkansas Sept. 28

PUNT

65 Enrique Carmona of LamarSept. 14

FIELD GOAL

46 Connor Limpert of Arkansas..... Sept. 28

THE LAST TIME...

100-YARD RUSHER

by A&M.....122, Isaiah Spiller vs Lamar (Sept. 14, 2019)
by Opp.114, Najee Harris of Alabama (Oct. 12, 2019)

TWO 100-YARD RUSHERS

by A&M.....106, Isaiah Spiller vs Texas State (Aug. 29, 2019)
103, Jashaun Corbin vs Texas State (Aug. 29, 2019)
by Opp.127, Derrius Guice of LSU (Nov. 25, 2017)
106, Darrel Williams of LSU (Nov. 25, 2017)

200-YARD RUSHER

by A&M.....236, Trayveon Williams vs NC State (Dec. 31, 2018)
by Opp.285, Derrius Guice of LSU (Nov. 24, 2016)

60-YARD RUSH PLAY

by A&M.....85, Isaiah Spiller vs Texas State (Aug. 29, 2019)
by Opp.69, Jerriion Ealy of Ole Miss (Oct. 19, 2019)

THREE-OR-MORE RUSHING TDs

by A&M.....3, Trayveon Williams vs NC State (Dec. 31, 2018)
by Opp.3, Joe Burrow of LSU (Nov. 22, 2018)

TEAM RUSHED FOR 300 YARDS

by A&M.....401 vs NC State (Dec. 31, 2018)
by Opp.365, Mississippi State (Nov. 5, 2016)

TEAM RUSHED FOR LESS THAN 100 YARDS

by A&M.....89 vs Arkansas (Sept. 28, 2019)
by Opp.98 by Arkansas (Sept. 28, 2019)

300-YARD PASSER

by A&M.....335, Kellen Mond vs Auburn (Sept. 21, 2019)
by Opp.306, Tyler Johnston III of UAB (Nov. 17, 2018)

400-YARD PASSER

by A&M.....430, Kellen Mond vs Clemson (Sept. 8, 2018)
by Opp.400, J Wolford of Wake Forest (Dec. 29, 2017)

SCORED ON OVER A 50-YARD PASS PLAY

by A&M.....52 yds, Christian Kirk from Nick Starkel vs Wake Forest (Dec. 29, 2017)
by Opp. .51 yds, Damarkus Lodge from Jordan Ta'amu of Ole Miss (Nov. 10, 2018)

30 PASS COMPLETIONS

by A&M.....31, Kellen Mond vs Auburn (Sept. 21, 2019)
by Opp.32, J Wolford of Wake Forest (Dec. 29, 2017)

40 PASS ATTEMPTS

by A&M.....42, Kellen Mond vs Alabama (Oct. 12, 2019)
by Opp.49, J Wolford of Wake Forest (Dec. 29, 2017)

THREE-OR-MORE TD PASSES

by A&M.....3, Kellen Mond vs Arkansas (Sept. 28, 2019)
by Opp.4, Tua Tagovailoa of Alabama (Oct. 12, 2019)

FOUR-OR-MORE TD PASSES

by A&M.....6, Kellen Mond vs LSU (Nov. 22, 2018)
by Opp.4, Tua Tagovailoa of Alabama (Oct. 12, 2019)

100-YARD RECEIVER

by A&M.....111, Jhamon Ausbon vs Auburn (Sept. 21, 2019)
by Opp.127, AJ Brown & 122, Damarkus Lodge of Ole Miss (Nov. 10, 2018)

10-OR-MORE RECEIVERS

by A&M.....11 vs Northwestern State (Aug. 30, 2018)
by Opp.11, LSU (Nov. 22, 2018)

10-OR-MORE RECEPTIONS

by A&M.....13, Christian Kirk & 12, Jhamon Ausbon vs Wake Forest (Dec. 29, 2017)
by Opp.12, Keenan Barnes of Louisiana (Sept. 16, 2017)

FOUR FIELD GOALS

by A&M.....4, Seth Small at South Carolina (Oct. 13, 2018)
by Opp.4, Daniel Carlson of Auburn (Nov. 7, 2015)

50-YARD FIELD GOAL

by A&M.....50, Seth Small vs Arkansas (Sept. 28, 2019)
by Opp.50, Cole Tracy of LSU (Nov. 22, 2018)

60-YARD FIELD GOAL

by A&M.....62, Terence Kitchens vs Southern Miss (Sept. 25, 1999)

RECORDED A BLOCKED PUNT

by A&M.....Roshaud Paul & D. Capers-Smith vs Wake Forest (1st Qtr) (Dec. 29, 2017)
by Opp.Ale Kaho of Alabama (4th Qtr) (Oct. 12, 2019)

RECORDED A BLOCKED FIELD GOAL ATTEMPT

by A&M.....Justin Madubuike vs Ole Miss (3rd Qtr) (Oct. 19, 2019)
by Opp.Dexter Lawrence of Clemson (2nd Qtr) (Sept. 8, 2018)

A KICKOFF WAS RETURNED FOR A TD

by A&M.....100 yards, Jashaun Corbin vs Arkansas (Sept. 29, 2018)
by Opp.100 yards, Elijah Lilly of New Mexico (Nov. 11, 2017)

OPENING KICKOFF WAS RETURNED FOR A TD

by A&M.....100 yards, Jashaun Corbin vs Arkansas (Sept. 29, 2018)

PUNT RETURN FOR A TD

by A&M.....90 yards, Christian Kirk vs New Mexico (Nov. 11, 2017)
by Opp.59 yards, J Bates of Wake Forest (Dec. 29, 2017)

BLOCKED PUNT RETURN FOR A TD

by A&M.....Charles Oliver vs Wake Forest, 0 yards (Dec. 29, 2017)
by Opp.Tyrell Shavers of Alabama, 2 yards (Oct. 12, 2019)

INTERCEPTION RETURNED FOR A TD

by A&M.....Tyrel Dodson vs NC State, 78 yds (Dec. 31, 2018)
by Opp.Jamal Peters of Mississippi State, 90 yds (Oct. 28, 2017)

FUMBLE RECOVERY FOR A TD

by A&M.....Buddy Johnson vs Ole Miss, 62 yards (Oct. 19, 2019)
by Opp.DeJon Harris of Arkansas, 6 yds (Sept. 28, 2019)

A TEAM SCORED A SAFETY

by A&M.....vs Alabama in College Station (Oct. 7, 2017)
(Gillaspia blocked punt out of endzone)
by Opp.by Oklahoma in College Station (Nov. 6, 2010)
(A&M punt blocked and recovered in endzone)

OVERTIME HISTORY

(14-6 OVERALL, 9-3 HOME, 1-2 AWAY, 4-1 NEUTRAL)

| | | | |
|----------------|------------------------------|------|-------------------------------------|
| Nov. 1, 1997 | A&M 28, Oklahoma State 25 | 1 OT | College Station |
| Dec. 5, 1998 | A&M 36, Kansas State 33 | 2 OT | St. Louis (Big 12 Championship) |
| Dec. 31, 2000 | Mississippi State 43, A&M 41 | 1 OT | Shreveport, La. (Independence Bowl) |
| Oct. 5, 2002 | Texas Tech 48, A&M 47 | 1 OT | College Station |
| Nov. 16, 2002 | Missouri 33, A&M 27 | 2 OT | College Station |
| Oct. 23, 2004 | A&M 29, Colorado 26 | 1 OT | College Station |
| Oct. 30, 2004 | Baylor 35, A&M 34 | 1 OT | Waco, Texas |
| Nov. 13, 2004 | A&M 32, Texas Tech 25 | 1 OT | College Station |
| Oct. 1, 2005 | A&M 16, Baylor 13 | 1 OT | College Station |
| Oct. 21, 2006 | A&M 34, Oklahoma State 33 | 1 OT | Stillwater, Okla. |
| Sept. 8, 2007 | A&M 47, Fresno State 45 | 3 OT | College Station |
| Oct. 29, 2011 | Missouri 38, A&M 31 | 1 OT | College Station |
| Nov. 11, 2011 | Kansas State 53, A&M 50 | 4 OT | Manhattan, Kan. |
| Sept. 27, 2014 | A&M 35, Arkansas 28 | 1 OT | Arlington, Texas |
| Sept. 26, 2015 | A&M 28, Arkansas 21 | 1 OT | Arlington, Texas |
| Sept. 3, 2016 | A&M 31, UCLA 24 | 1 OT | College Station |
| Oct. 8, 2016 | A&M 45, Tennessee 38 | 2 OT | College Station |
| Sept. 23, 2017 | A&M 50, Arkansas 43 | 1 OT | Arlington, Texas |
| Oct. 6, 2018 | A&M 20, Kentucky 14 | 1 OT | College Station |
| Nov. 22, 2018 | A&M 74, LSU 72 | 7 OT | College Station |

SEASON/CAREER STATISTICS

OFFENSE

| SEASON STATISTICS | | | | | | | | | | | CAREER STATISTICS | | | | | | | | | | |
|-----------------------|----------|------------|-------------|------------|------------|------------|-----------|-----------|--------------|-------|-------------------|-----|------|------|------|------|----|------|-------|--|--|
| RUSHING | GP | Att | Gain | Loss | Net | Avg | TD | Long | Avg/G | | GP | Att | Gain | Loss | Net | Avg | TD | Long | Avg/G | | |
| Isaiah Spiller | 7 | 67 | 393 | 33 | 360 | 5.4 | 4 | 85 | 51.4 | | 7 | 67 | 393 | 33 | 360 | 5.4 | 4 | 85 | 51.4 | | |
| Kellen Mond | 7 | 68 | 388 | 112 | 276 | 4.1 | 3 | 36 | 39.4 | | 31 | 306 | 1611 | 521 | 1090 | 3.6 | 13 | 79 | 35.2 | | |
| Jashaun Corbin | 2 | 35 | 137 | 0 | 137 | 3.9 | 1 | 20 | 68.5 | | 14 | 96 | 499 | 16 | 483 | 5.0 | 2 | 35 | 34.5 | | |
| Jacob Kibodi | 6 | 28 | 121 | 9 | 112 | 4.0 | 1 | 22 | 18.7 | | 13 | 42 | 270 | 11 | 259 | 6.2 | 2 | 67 | 19.9 | | |
| C Richardson | 5 | 6 | 39 | 0 | 39 | 6.5 | 1 | 13 | 7.8 | | 5 | 6 | 39 | 0 | 39 | 6.5 | 1 | 13 | 7.8 | | |
| Quartney Davis | 6 | 4 | 34 | 6 | 28 | 7.0 | 0 | 18 | 4.7 | | 27 | 7 | 54 | 13 | 41 | 5.9 | 0 | 18 | 1.5 | | |
| James Foster | 1 | 2 | 17 | 0 | 17 | 8.5 | 0 | 11 | 17.0 | | 1 | 2 | 17 | 0 | 17 | 8.5 | 0 | 11 | 17.0 | | |
| Zach Calzada | 2 | 1 | 0 | 2 | -2 | -2.0 | 0 | 0 | -1.0 | | 2 | 1 | 0 | 2 | -2 | -2.0 | 0 | 0 | -1.0 | | |
| Total..... | 7 | 217 | 1129 | 172 | 957 | 4.4 | 10 | 85 | 136.7 | | | | | | | | | | | | |
| Opponents..... | 7 | 220 | 1131 | 184 | 947 | 4.3 | 8 | 69 | 135.3 | | | | | | | | | | | | |

| SEASON STATISTICS | | | | | | | | | | | CAREER STATISTICS | | | | | | | | | | |
|-----------------------|----------|---------------|------------------|-------------|-------------|-----------|-----------|--------------|-------|--|-------------------|--------|-------------|------|------|----|-----|-------|--|--|--|
| PASSING | GP | Effic | Cmp-Att-Int | Pct | Yds | TD | Lng | Avg/G | | | GP | Effic | Att-Cmp-Int | Pct | Yds | TD | Lng | Avg/G | | | |
| Kellen Mond | 7 | 134.06 | 157-251-6 | 62.5 | 1769 | 13 | 41 | 252.7 | | | 31 | 128.06 | 893-512-21 | 57.3 | 6251 | 45 | 81 | 201.6 | | | |
| Zach Calzada | 2 | 138.26 | 8-17-0 | 47.1 | 106 | 2 | 25 | 53.0 | | | 2 | 138.26 | 17-8-0 | 47.1 | 106 | 2 | 25 | 53.0 | | | |
| James Foster | 1 | 82.00 | 2-5-0 | 40.0 | 25 | 0 | 19 | 25.0 | | | 1 | 82.00 | 5-2-0 | 40.0 | 25 | 0 | 19 | 25.0 | | | |
| Total..... | 7 | 133.37 | 167-273-6 | 61.2 | 1900 | 15 | 41 | 271.4 | | | | | | | | | | | | | |
| Opponents..... | 7 | 113.81 | 138-237-8 | 58.2 | 1405 | 9 | 47 | 200.7 | | | | | | | | | | | | | |

| SEASON STATISTICS | | | | | | | | | | | CAREER STATISTICS | | | | | | | | | | |
|-----------------------|----------|------------|-------------|-------------|-----------|-----------|--------------|-------|--|--|-------------------|-----|------|------|----|------|-------|--|--|--|--|
| RECEIVING | GP | No. | Yds | Avg | TD | Long | Avg/G | | | | GP | No. | Yds | Avg | TD | Long | Avg/G | | | | |
| Jhamon Ausbon | 7 | 42 | 553 | 13.2 | 2 | 41 | 79.0 | | | | 29 | 123 | 1499 | 12.2 | 5 | 41 | 51.7 | | | | |
| Quartney Davis | 6 | 31 | 384 | 12.4 | 4 | 29 | 64.0 | | | | 27 | 76 | 969 | 12.8 | 11 | 37 | 35.9 | | | | |
| Kendrick Rogers | 7 | 20 | 228 | 11.4 | 1 | 22 | 32.6 | | | | 32 | 58 | 663 | 11.4 | 6 | 30 | 20.7 | | | | |
| Isaiah Spiller | 7 | 17 | 124 | 7.3 | 0 | 16 | 17.7 | | | | 7 | 17 | 124 | 7.3 | 0 | 16 | 17.7 | | | | |
| Ainias Smith | 6 | 14 | 182 | 13.0 | 3 | 30 | 30.3 | | | | 6 | 14 | 182 | 13.0 | 3 | 30 | 30.3 | | | | |
| Jalen Wydermyer | 7 | 13 | 172 | 13.2 | 4 | 29 | 24.6 | | | | 7 | 13 | 172 | 13.2 | 4 | 29 | 24.6 | | | | |
| Camron Buckley | 7 | 9 | 119 | 13.2 | 0 | 27 | 17.0 | | | | 33 | 60 | 875 | 14.6 | 4 | 70 | 26.5 | | | | |
| Jacob Kibodi | 6 | 6 | 37 | 6.2 | 0 | 11 | 6.2 | | | | 13 | 7 | 37 | 5.3 | 0 | 11 | 2.8 | | | | |
| Jashaun Corbin | 2 | 6 | 16 | 2.7 | 1 | 5 | 8.0 | | | | 14 | 16 | 101 | 6.3 | 1 | 16 | 7.2 | | | | |
| Glenn Beal | 6 | 4 | 19 | 4.8 | 0 | 9 | 3.2 | | | | 6 | 4 | 19 | 4.8 | 0 | 9 | 3.2 | | | | |
| Jalen Preston | 7 | 3 | 36 | 12.0 | 0 | 18 | 5.1 | | | | 15 | 4 | 50 | 12.5 | 1 | 18 | 3.3 | | | | |
| Ryan Renick | 5 | 1 | 19 | 19.0 | 0 | 19 | 3.8 | | | | 17 | 2 | 27 | 13.5 | 0 | 19 | 1.6 | | | | |
| Roshauud Paul | 4 | 1 | 11 | 11.0 | 0 | 11 | 2.8 | | | | 30 | 23 | 268 | 11.7 | 0 | 46 | 8.9 | | | | |
| Total..... | 7 | 167 | 1900 | 11.4 | 15 | 41 | 271.4 | | | | | | | | | | | | | | |
| Opponents..... | 7 | 138 | 1405 | 10.2 | 9 | 47 | 200.7 | | | | | | | | | | | | | | |

| SEASON STATISTICS | | | | | | | | | | | CAREER STATISTICS | | | | | | | | | | |
|-----------------------|----------|------------|------------|-------------|-------------|--------------|-------|--|--|--|-------------------|-------|------|------|-------|-------|--|--|--|--|--|
| TOTAL OFFENSE | G | Plays | Rush | Pass | Total | Avg/G | | | | | G | Plays | Rush | Pass | Total | Avg/G | | | | | |
| Kellen Mond | 7 | 319 | 276 | 1769 | 2045 | 292.1 | | | | | 31 | 1199 | 1090 | 6251 | 7341 | 236.8 | | | | | |
| Isaiah Spiller | 7 | 67 | 360 | 0 | 360 | 51.4 | | | | | 7 | 67 | 360 | 0 | 360 | 51.4 | | | | | |
| Jashaun Corbin | 2 | 35 | 137 | 0 | 137 | 68.5 | | | | | 14 | 96 | 483 | 0 | 483 | 34.5 | | | | | |
| Jacob Kibodi | 6 | 28 | 112 | 0 | 112 | 18.7 | | | | | 13 | 42 | 259 | 0 | 259 | 19.9 | | | | | |
| Zach Calzada | 2 | 18 | -2 | 106 | 104 | 52.0 | | | | | 2 | 18 | -2 | 106 | 104 | 52.0 | | | | | |
| James Foster | 1 | 7 | 17 | 25 | 42 | 42.0 | | | | | 1 | 7 | 17 | 25 | 42 | 42.0 | | | | | |
| C Richardson | 5 | 6 | 39 | 0 | 39 | 7.8 | | | | | 5 | 6 | 39 | 0 | 39 | 7.8 | | | | | |
| Quartney Davis | 6 | 4 | 28 | 0 | 28 | 4.7 | | | | | 27 | 7 | 41 | 0 | 41 | 1.5 | | | | | |
| Total..... | 7 | 490 | 957 | 1900 | 2857 | 408.1 | | | | | | | | | | | | | | | |
| Opponents..... | 7 | 457 | 947 | 1405 | 2352 | 336.0 | | | | | | | | | | | | | | | |

| SEASON STATISTICS | | | | | | | | | | | CAREER STATISTICS | | | | | | | | | | |
|-----------------------|-----------|--------------|--------------|------------|----------|------------|----------|----------|------------|-------|-------------------|-------|-------|------|-----|------|-----|-----|--------|--|--|
| SCORING | TD | FGs | Kick | Rush | Rcv | Pass | DXP | Saf | Points | | TD | FGs | Kick | Rush | Rcv | Pass | DXP | Saf | Points | | |
| Seth Small | 0 | 11-15 | 25-25 | 0-0 | 0 | 0-0 | 0 | 0 | 58 | | 0 | 31-43 | 65-65 | 0-0 | 0 | 0-0 | 0 | 0 | 158 | | |
| Isaiah Spiller | 4 | 0-0 | 0-0 | 0-0 | 0 | 0-0 | 0 | 0 | 24 | | 4 | 0-0 | 0-0 | 0-0 | 0 | 0-0 | 0 | 0 | 24 | | |
| Quartney Davis | 4 | 0-0 | 0-0 | 0-0 | 0 | 0-0 | 0 | 0 | 24 | | 11 | 0-0 | 0-0 | 0-0 | 0 | 0-0 | 0 | 0 | 66 | | |
| Jalen Wydermyer | 4 | 0-0 | 0-0 | 0-0 | 0 | 0-0 | 0 | 0 | 24 | | 4 | 0-0 | 0-0 | 0-0 | 0 | 0-0 | 0 | 0 | 24 | | |
| Kellen Mond | 3 | 0-0 | 0-0 | 1-1 | 0 | 0-0 | 0 | 0 | 20 | | 13 | 0-0 | 0-0 | 1-1 | 0 | 3-6 | 0 | 0 | 80 | | |
| Ainias Smith | 3 | 0-0 | 0-0 | 0-0 | 0 | 0-0 | 0 | 0 | 18 | | 3 | 0-0 | 0-0 | 0-0 | 0 | 0-0 | 0 | 0 | 18 | | |
| Jhamon Ausbon | 2 | 0-0 | 0-0 | 0-0 | 0 | 0-0 | 0 | 0 | 12 | | 5 | 0-0 | 0-0 | 0-0 | 0 | 0-0 | 0 | 0 | 30 | | |
| Jashaun Corbin | 2 | 0-0 | 0-0 | 0-0 | 0 | 0-0 | 0 | 0 | 12 | | 4 | 0-0 | 0-0 | 0-0 | 0 | 0-0 | 0 | 0 | 24 | | |
| C Richardson | 1 | 0-0 | 0-0 | 0-0 | 0 | 0-0 | 0 | 0 | 6 | | 1 | 0-0 | 0-0 | 0-0 | 0 | 0-0 | 0 | 0 | 6 | | |
| Buddy Johnson | 1 | 0-0 | 0-0 | 0-0 | 0 | 0-0 | 0 | 0 | 6 | | 1 | 0-0 | 0-0 | 0-0 | 0 | 0-0 | 0 | 0 | 6 | | |
| Kendrick Rogers | 1 | 0-0 | 0-0 | 0-0 | 0 | 0-0 | 0 | 0 | 6 | | 6 | 0-0 | 0-0 | 0-0 | 3 | 0-0 | 0 | 0 | 42 | | |
| Jacob Kibodi | 1 | 0-0 | 0-0 | 0-0 | 0 | 0-0 | 0 | 0 | 6 | | 2 | 0-0 | 0-0 | 0-0 | 0 | 0-0 | 0 | 0 | 12 | | |
| Total..... | 26 | 11-15 | 25-25 | 1-1 | 0 | 0-0 | 0 | 0 | 216 | | | | | | | | | | | | |
| Opponents..... | 19 | 7-12 | 18-19 | 0-0 | 0 | 0-0 | 0 | 0 | 153 | | | | | | | | | | | | |

SEASON/CAREER STATISTICS

OFFENSE

| ALL PURPOSE | SEASON STATISTICS | | | | | | | | CAREER STATISTICS | | | | | | | |
|-----------------------|-------------------|------------|-------------|------------|------------|-----------|-------------|--------------|-------------------|------|------|-----|-----|----|------|-------|
| | G | Rush | Rec | PR | KOR | IR | Tot | Avg/G | G | Rush | Rec | PR | KOR | IR | Tot | Avg/G |
| Jhamon Ausbon | 7 | 0 | 553 | 0 | 0 | 0 | 553 | 79.0 | 29 | 0 | 1499 | 0 | 0 | 0 | 1499 | 51.7 |
| Isaiah Spiller | 7 | 360 | 124 | 0 | 0 | 0 | 484 | 69.1 | 7 | 360 | 124 | 0 | 0 | 0 | 484 | 69.1 |
| Quartney Davis | 6 | 28 | 384 | 0 | 0 | 0 | 412 | 68.7 | 27 | 41 | 969 | 0 | 0 | 0 | 1010 | 37.4 |
| Ainias Smith | 6 | 0 | 182 | 84 | 107 | 0 | 373 | 62.2 | 6 | 0 | 182 | 84 | 107 | 0 | 373 | 62.2 |
| Kellen Mond | 7 | 276 | 0 | 0 | 0 | 0 | 276 | 39.4 | 31 | 1090 | 0 | 0 | 0 | 0 | 1090 | 35.2 |
| Kendrick Rogers | 7 | 0 | 228 | 0 | 0 | 0 | 228 | 32.6 | 32 | 0 | 663 | 0 | 0 | 0 | 663 | 20.7 |
| Jashaun Corbin | 2 | 137 | 16 | 0 | 19 | 0 | 172 | 86.0 | 14 | 483 | 101 | 0 | 441 | 0 | 1025 | 73.2 |
| Jalen Wydermyer | 7 | 0 | 172 | 0 | 0 | 0 | 172 | 24.6 | 7 | 0 | 172 | 0 | 0 | 0 | 172 | 24.6 |
| Jacob Kibodi | 6 | 112 | 37 | 0 | 0 | 0 | 149 | 24.8 | 13 | 259 | 37 | 0 | 0 | 0 | 296 | 22.8 |
| Roshauud Paul | 4 | 0 | 11 | 120 | 0 | 0 | 131 | 32.8 | 30 | 6 | 268 | 353 | 67 | 0 | 694 | 23.1 |
| Camron Buckley | 7 | 0 | 119 | 0 | 0 | 0 | 119 | 17.0 | 33 | 0 | 875 | 0 | 0 | 0 | 875 | 26.5 |
| Jalen Preston | 7 | 0 | 36 | 0 | 14 | 0 | 50 | 7.1 | 15 | 0 | 50 | 0 | 14 | 0 | 64 | 4.3 |
| C Richardson | 5 | 39 | 0 | 0 | 0 | 0 | 39 | 7.8 | 5 | 39 | 0 | 0 | 0 | 0 | 39 | 7.8 |
| Myles Jones | 7 | 0 | 0 | 0 | 0 | 33 | 33 | 4.7 | 32 | 0 | 0 | 0 | 0 | 33 | 33 | 1.0 |
| Roney Elam | 3 | 0 | 0 | 0 | 0 | 24 | 24 | 8.0 | 37 | 0 | 0 | 0 | 0 | 24 | 24 | 0.6 |
| Glenn Beal | 6 | 0 | 19 | 0 | 0 | 0 | 19 | 3.2 | 6 | 0 | 19 | 0 | 0 | 0 | 19 | 3.2 |
| Ryan Renick | 5 | 0 | 19 | 0 | 0 | 0 | 19 | 3.8 | 17 | 0 | 27 | 0 | 10 | 0 | 37 | 2.2 |
| J. Madubuike | 7 | 0 | 0 | 0 | 0 | 18 | 18 | 2.6 | 33 | 0 | 0 | 0 | 0 | 18 | 18 | 0.5 |
| James Foster | 1 | 17 | 0 | 0 | 0 | 0 | 17 | 17.0 | 1 | 17 | 0 | 0 | 0 | 0 | 17 | 17.0 |
| Demani Richardson | 7 | 0 | 0 | 0 | 0 | 16 | 16 | 2.3 | 7 | 0 | 0 | 0 | 0 | 16 | 16 | 2.3 |
| Zach Calzada | 2 | -2 | 0 | 0 | 0 | 0 | -2 | -1.0 | 2 | -2 | 0 | 0 | 0 | 0 | -2 | -1.0 |
| Total..... | 7 | 957 | 1900 | 204 | 140 | 91 | 3292 | 470.3 | | | | | | | | |
| Opponents..... | 7 | 947 | 1405 | 258 | 300 | 36 | 2946 | 420.9 | | | | | | | | |

DEFENSE

| DEFENSIVE LEADERS | | SEASON STATISTICS | | | | | | | | | | CAREER STATISTICS | | | | | | | | | | |
|-------------------|-------------------|-------------------|------|-----|-------|-----|-------|-----|-----|----|----|-------------------|----|------|-----|-------|-----|-------|-----|-----|----|----|
| | | GP | SoLo | Ast | Total | TFL | Sacks | Int | PBU | FR | FF | Blk | GP | SoLo | Ast | Total | TFL | Sacks | Int | PBU | FR | FF |
| 1 | Buddy Johnson | 7 | 22 | 26 | 48 | 7.5 | 1.0 | . | 1 | 1 | . | 31 | 41 | 54 | 95 | 14.0 | 2.5 | . | 1 | 2 | . | . |
| 26 | Demani Richardson | 7 | 21 | 19 | 40 | 0.0 | . | 1 | 1 | . | . | 7 | 21 | 19 | 40 | 0.0 | . | 1 | 1 | . | . | . |
| 19 | Anthony Hines III | 7 | 20 | 13 | 33 | 3.0 | . | . | . | . | . | 21 | 39 | 27 | 66 | 9.0 | 3.0 | . | . | 1 | 1 | . |
| 14 | Keldrick Carper | 6 | 15 | 12 | 27 | 1.5 | . | . | . | . | . | 29 | 34 | 32 | 66 | 2.5 | . | . | 3 | . | . | . |
| 52 | J. Madubuike | 7 | 9 | 17 | 26 | 7.5 | 2.5 | 1 | 2 | . | 1 | 33 | 34 | 52 | 86 | 20.5 | 8.0 | 1 | 4 | . | 5 | 2 |
| 3 | Tyree Johnson | 7 | 15 | 9 | 24 | 4.5 | 2.0 | . | 1 | . | . | 20 | 17 | 21 | 38 | 6.5 | 3.5 | . | 1 | . | 1 | . |
| 22 | Clifford Chattman | 7 | 11 | 10 | 21 | 0.0 | . | 1 | . | . | . | 19 | 16 | 12 | 28 | 0.0 | . | 1 | 1 | 1 | . | . |
| 9 | Leon O'Neal Jr. | 7 | 12 | 5 | 17 | 1.0 | . | 1 | . | . | . | 20 | 20 | 11 | 31 | 3.0 | . | 2 | 1 | . | . | . |
| 91 | Micheal Clemons | 6 | 7 | 9 | 16 | 0.5 | . | . | . | . | . | 19 | 17 | 18 | 35 | 3.5 | 1.0 | . | . | . | . | . |
| 10 | Myles Jones | 7 | 12 | 4 | 16 | 1.0 | . | 2 | 2 | . | . | 32 | 51 | 18 | 69 | 3.0 | . | 3 | 19 | 1 | . | . |
| 92 | Jayden Peevy | 6 | 5 | 10 | 15 | 2.5 | 1.0 | . | 1 | . | . | 31 | 12 | 29 | 41 | 5.5 | 3.0 | . | 3 | . | . | 4 |
| 29 | DeBione Renfro | 5 | 12 | 3 | 15 | 2.0 | . | . | 2 | . | . | 31 | 85 | 21 | 106 | 5.0 | 1.0 | . | 12 | 1 | 4 | . |
| 2 | Elijah Blades | 5 | 11 | 3 | 14 | 2.5 | 1.5 | . | 2 | . | . | 5 | 11 | 3 | 14 | 2.5 | 1.5 | . | 2 | . | . | . |
| 21 | Charles Oliver | 6 | 10 | 4 | 14 | 1.0 | . | . | 4 | 1 | . | 39 | 60 | 17 | 77 | 7.0 | 1.0 | 1 | 23 | 2 | 2 | . |
| 11 | Larry Pryor | 6 | 7 | 5 | 12 | 1.0 | . | . | 1 | . | 1 | 43 | 79 | 45 | 124 | 4.5 | 1.0 | 2 | 3 | 2 | 2 | . |
| 5 | Bobby Brown III | 7 | 4 | 8 | 12 | 0.5 | . | . | 1 | . | 1 | 7 | 4 | 8 | 12 | 0.5 | . | . | 1 | . | . | 1 |
| 8 | DeMarvin Leal | 7 | 1 | 10 | 11 | 0.5 | . | . | . | . | . | 7 | 1 | 10 | 11 | 0.5 | . | . | . | . | . | . |
| 40 | Tyree Wilson | 6 | 7 | 3 | 10 | 2.5 | 1.0 | . | . | . | . | 6 | 7 | 3 | 10 | 2.5 | 1.0 | . | . | . | . | . |
| 27 | Roney Elam | 3 | 7 | 1 | 8 | 1.0 | 1.0 | 2 | 2 | . | . | 37 | 19 | 10 | 29 | 1.0 | 1.0 | 2 | 5 | . | . | . |
| 32 | Andre White Jr. | 5 | 3 | 4 | 7 | 1.0 | 1.0 | . | . | . | . | 5 | 3 | 4 | 7 | 1.0 | 1.0 | . | . | . | . | . |
| 28 | Travon Fuller | 7 | 4 | 2 | 6 | 1.0 | . | . | 1 | . | . | 33 | 12 | 5 | 17 | 1.0 | . | . | 1 | . | . | . |
| 33 | Aaron Hansford | 7 | 3 | 2 | 5 | 1.5 | 1.0 | . | 1 | . | . | 16 | 5 | 4 | 9 | 1.5 | 1.0 | . | 1 | . | . | . |
| 15 | Jeremiah Martin | 7 | 3 | 2 | 5 | 2.0 | . | . | . | . | . | 20 | 4 | 2 | 6 | 2.0 | . | . | . | . | . | . |
| 99 | Josh Rogers | 6 | 2 | 2 | 4 | 1.5 | . | . | . | . | . | 12 | 2 | 2 | 4 | 1.5 | . | . | . | . | . | . |
| 34 | Braden Mann | 7 | 4 | . | 4 | 0.0 | . | . | . | . | . | 46 | 10 | . | 10 | 0.0 | . | . | . | 1 | . | . |
| 12 | Braden White | 7 | 1 | 1 | 2 | 0.0 | . | . | . | . | . | 25 | 8 | 10 | 18 | 0.0 | . | . | . | . | . | . |
| 7 | Devin Morris | 5 | 2 | . | 2 | 1.0 | . | . | . | . | . | 5 | 2 | . | 2 | 1.0 | . | . | . | . | . | . |
| 56 | Keeath Magee II | 1 | 1 | 1 | 2 | 0.0 | . | . | . | . | . | 1 | 1 | 1 | 2 | 0.0 | . | . | . | . | . | . |
| 4 | Derrick Tucker | 4 | 1 | 1 | 2 | 0.0 | . | . | . | . | . | 25 | 55 | 29 | 84 | 1.0 | . | 1 | 5 | . | 1 | . |
| 13 | Kendrick Rogers | 7 | 1 | . | 1 | 0.0 | . | . | . | . | . | 32 | 1 | . | 1 | 0.0 | . | . | . | . | . | . |
| 84 | Moses Reynolds | 3 | . | 1 | 1 | 0.0 | . | . | . | . | . | 3 | . | 1 | 1 | 0.0 | . | . | . | . | . | . |
| 16 | Brian Johnson | 4 | 1 | . | 1 | 0.0 | . | . | . | . | . | 17 | 3 | 5 | 8 | 1.0 | . | . | . | . | 1 | . |
| 20 | Ikenna Okeke | 7 | . | 1 | 1 | 0.0 | . | . | . | . | . | 9 | 2 | 3 | 5 | 0.0 | . | . | . | . | . | . |
| 46 | Ryan Renick | 5 | . | 1 | 1 | 0.0 | . | . | . | . | . | 17 | . | 1 | 1 | 0.0 | . | . | . | . | . | . |
| 7 | Jashaun Corbin | 2 | 1 | . | 1 | 0.0 | . | . | . | . | . | 14 | 1 | . | 1 | 0.0 | . | . | . | . | . | . |
| 5 | Jalen Preston | 7 | 1 | . | 1 | 0.0 | . | . | . | . | . | 15 | 1 | . | 1 | 0.0 | . | . | . | . | . | . |
| 93 | Max Wright | 3 | 1 | . | 1 | 0.0 | . | . | . | . | . | 16 | 1 | 3 | 4 | 0.5 | . | . | . | . | . | . |
| 55 | Adarius Jones | 3 | . | 1 | 1 | 0.0 | . | . | . | . | . | 3 | . | 1 | 1 | 0.0 | . | . | . | . | . | . |
| Total..... | | 7 | 237 | 190 | 427 | 48 | 12 | 8 | 22 | 2 | 2 | 3 | | | | | | | | | | |
| Opponents..... | | 7 | 241 | 230 | 471 | 36 | 19 | 6 | 31 | 6 | 8 | 1 | | | | | | | | | | |

SEASON/CAREER STATISTICS

RETURNS / SPECIAL TEAMS

| INTERCEPTIONS | SEASON STATISTICS | | | | | CAREER STATISTICS | | | | |
|-----------------------|-------------------|-----------|-------------|----------|-----------|-------------------|-----|------|----|------|
| | No. | Yds | Avg | TD | Long | No. | Yds | Avg | TD | Long |
| Roney Elam | 2 | 24 | 12.0 | 0 | 24 | 2 | 24 | 12.0 | 0 | 24 |
| Myles Jones | 2 | 33 | 16.5 | 0 | 19 | 3 | 33 | 11.0 | 0 | 19 |
| J. Madubuike | 1 | 18 | 18.0 | 0 | 18 | 1 | 18 | 18.0 | 0 | 18 |
| Demani Richardson | 1 | 16 | 16.0 | 0 | 16 | 1 | 16 | 16.0 | 0 | 16 |
| Clifford Chattman | 1 | 0 | 0.0 | 0 | 0 | 1 | 0 | 0.0 | 0 | 0 |
| Leon O'Neal Jr. | 1 | 0 | 0.0 | 0 | 0 | 2 | 25 | 12.5 | 0 | 25 |
| Total..... | 8 | 91 | 11.4 | 0 | 24 | | | | | |
| Opponents..... | 6 | 36 | 6.0 | 0 | 13 | | | | | |

| FUMBLE RETURNS | SEASON STATISTICS | | | | | CAREER STATISTICS | | | | |
|-----------------------|-------------------|-----------|-------------|----------|-----------|-------------------|-----|------|----|------|
| | No. | Yds | Avg | TD | Long | No. | Yds | Avg | TD | Long |
| Charles Oliver | 1 | 8 | 8.0 | 0 | 8 | 1 | 8 | 8.0 | 0 | 8 |
| Buddy Johnson | 1 | 62 | 62.0 | 1 | 62 | 1 | 62 | 62.0 | 1 | 62 |
| Total..... | 2 | 70 | 35.0 | 1 | 62 | | | | | |
| Opponents..... | 1 | 6 | 6.0 | 1 | 6 | | | | | |

| PUNT RETURNS | SEASON STATISTICS | | | | | CAREER STATISTICS | | | | |
|-----------------------|-------------------|------------|-------------|----------|-----------|-------------------|-----|------|----|------|
| | No. | Yds | Avg | TD | Long | No. | Yds | Avg | TD | Long |
| Roshauud Paul | 9 | 120 | 13.3 | 0 | 41 | 34 | 353 | 10.4 | 0 | 43 |
| Ainias Smith | 6 | 84 | 14.0 | 0 | 34 | 6 | 84 | 14.0 | 0 | 34 |
| Total..... | 15 | 204 | 13.6 | 0 | 41 | | | | | |
| Opponents..... | 13 | 258 | 19.8 | 1 | 43 | | | | | |

| KICK RETURNS | SEASON STATISTICS | | | | | CAREER STATISTICS | | | | |
|-----------------------|-------------------|------------|-------------|----------|-----------|-------------------|-----|------|----|------|
| | No. | Yds | Avg | TD | Long | No. | Yds | Avg | TD | Long |
| Ainias Smith | 5 | 107 | 21.4 | 0 | 31 | 5 | 107 | 21.4 | 0 | 31 |
| Jalen Preston | 1 | 14 | 14.0 | 0 | 14 | 1 | 14 | 14.0 | 0 | 14 |
| Jashaun Corbin | 1 | 19 | 19.0 | 0 | 19 | 15 | 441 | 29.4 | 1 | 100 |
| Total..... | 7 | 140 | 20.0 | 0 | 31 | | | | | |
| Opponents..... | 12 | 300 | 25.0 | 0 | 40 | | | | | |

| FIELD GOALS | SEASON STATISTICS | | | | | CAREER STATISTICS | | | | |
|-----------------------|-------------------|-----------|-----------|----------|--|-------------------|------|------|------|------|
| | Att | Good | Long | Blkd | | Att | Good | Long | Blkd | Pct. |
| Seth Small | 15 | 11 | 50 | 0 | | 43 | 31 | 52 | 0 | 72.1 |
| Total..... | 15 | 11 | 50 | 0 | | | | | | |
| Opponents..... | 12 | 7 | 46 | 2 | | | | | | |

| PUNTING | SEASON STATISTICS | | | | | | | | CAREER STATISTICS | | | | | | | |
|-----------------------|-------------------|-------------|-------------|-----------|----------|-----------|-----------|----------|-------------------|------|------|------|----|----|-----|------|
| | No. | Yds | Avg | Long | TB | FC | I20 | Blkd | No. | Yds | Avg | Long | TB | FC | I20 | Blkd |
| Braden Mann | 29 | 1428 | 49.2 | 68 | 2 | 4 | 12 | 1 | 81 | 4071 | 50.3 | 82 | 11 | 16 | 32 | 1 |
| Team | 1 | 0 | 0.0 | 0 | 0 | 0 | 0 | 0 | | | | | | | | |
| Total..... | 30 | 1428 | 47.6 | 68 | 2 | 4 | 12 | 1 | | | | | | | | |
| Opponents..... | 40 | 1614 | 40.3 | 65 | 1 | 14 | 7 | 0 | | | | | | | | |

| KICKOFFS | SEASON STATISTICS | | | | | | | | CAREER STATISTICS | | | | |
|-----------------------|-------------------|-------------|-------------|-----------|----------|------------|-------------|-----------|-------------------|-------|------|-----|----|
| | No. | Yds | Avg | TB | OB | Retn | Net | YdLn | No. | Yds | Avg | TB | OB |
| Braden Mann | 37 | 2359 | 63.8 | 25 | 1 | | | | 266 | 16903 | 63.5 | 170 | 8 |
| Drew Riethman | 5 | 320 | 64.0 | 2 | 0 | | | | 9 | 562 | 62.4 | 2 | 0 |
| Total..... | 42 | 2679 | 63.8 | 27 | 1 | 300 | 40.6 | 24 | | | | | |
| Opponents..... | 32 | 2012 | 62.9 | 17 | 2 | 140 | 45.2 | 19 | | | | | |

GAME SUMMARIES



| | | |
|-------|----------------------------|-----------|
| -- | TEXAS ST (0-1) | 7 |
| 12/11 | TEXAS A&M (1-0) | 41 |

THURSDAY, AUG. 29 • KYLE FIELD • COLLEGE STATION, TEXAS
ATTENDANCE: 98,016 • TV: SEC NETWORK

COLLEGE STATION, Texas (AP) -- Kellen Mond threw three touchdown passes and ran for another score in just more than three quarters, and Texas A&M had four interceptions as the 12th-ranked Aggies routed Texas State 41-7 on Thursday night.

Mond, who threw for 194 yards, had touchdown passes of 21 and 3 yards and ran for another score in the first two quarters as Texas A&M raced to a 28-0 halftime lead.

Quartney Davis had 85 yards receiving and a touchdown and Jhamon Ausbon added a touchdown catch. First-year starter Jashaun Corbin had 103 yards rushing with a touchdown reception and a TD run.

Myles Jones had two of Texas A&M's four interceptions, and the Aggies had three sacks and nine tackles for losses.

Tyler Vitt threw two interceptions in the first half before first-year coach Jake Spavital, a former Texas A&M assistant, benched him for Gresch Jensen. But he didn't fare much better, throwing two interceptions, including one on his second pass. Vitt was 9 of 15 for 51 yards and Jensen had 160 yards passing and a fourth-quarter touchdown pass.

The Bobcats couldn't get anything going on the ground and were outgained 246 yards to 8.

The Aggies took a 7-0 lead when Mond connected with Quartney Davis on a 21-yard touchdown pass with about eight minutes left in the first quarter.

Leon O'Neal Jr. grabbed the ball just before it would have hit the ground for an interception on Texas State's next drive.

A 1-yard touchdown by Corbin pushed the lead to 14-0. That score was set up by a 40-yard reception by Ausbon three plays earlier.

Mond showed off his scrambling skills in the second quarter on a 5-yard touchdown run where he stiff-armed a defender.

Jones hopped in front of a receiver on Texas State's next drive to give the Aggies another interception with about five minutes left in the second quarter. Mond's TD throw to Corbin came after that to make it 28-0.

Spavital pulled Vitt for Jensen on Texas State's next drive, and he was quickly intercepted. Roney Elam jumped high in the air and snagged it with one hand before securing it with the other to give A&M the ball back.

Mond's only big mistake came when he was intercepted by Bryan London II in the third quarter. But it didn't matter much as Jones grabbed his second interception on the next play.

Freshman Isaiah Spiller had an 85-yard run late in the third quarter. The Aggies pushed the lead to 38-0 when Mond threw a 1-yard pass to Ausbon early in the fourth, and the QB headed to the bench soon after that.

| | 1 | 2 | 3 | 4 | SCORE |
|-------------|----------|----------|----------|----------|--------------|
| TXST | 0 | 0 | 0 | 7 | 7 |
| TAMU | 14 | 14 | 3 | 10 | 41 |

SCORING SUMMARY

| | | | | |
|------------|-------|------|---|------------|
| 1ST | 07:44 | TAMU | Davis 21 yd pass from Mond (Small kick) | 9-72 4:11 |
| | 02:16 | TAMU | Corbin 1 yd run (Small kick) | 6-42 2:54 |
| 2ND | 07:25 | TAMU | Mond 5 yd run (Small kick) | 5-40 2:41 |
| | 03:05 | TAMU | Corbin 3 yd pass from Mond (Small kick) | 5-42 2:12 |
| 3RD | 03:37 | TAMU | Small 22 yd field goal | 9-25 4:21 |
| 4TH | 14:55 | TAMU | Ausbon 1 yd pass from Mond (Small kick) | 4-94 1:23 |
| | 04:57 | TAMU | Small 26 yd field goal | 10-48 4:51 |
| | 00:36 | TXST | Graham Jr 27 yd pass from Jensen (Rowland kick) | 11-84 4:21 |

| | TXST | TAMU |
|----------------------------|-------------|-------------|
| FIRST DOWNS | 15 | 22 |
| RUSHES-YARDS (NET) | 15-8 | 36-246 |
| PASSING YDS (NET) | 211 | 232 |
| Passes Att-Comp-Int | 46-29-4 | 36-23-1 |
| TOTAL OFFENSE PLAYS-YARDS | 61-219 | 72-478 |
| Fumble Returns-Yards | 0-0 | 0-0 |
| Punt Returns-Yards | 1-5 | 2-13 |
| Kickoff Returns-Yards | 3-61 | 1-19 |
| Interception Returns-Yards | 1-13 | 4-57 |
| Punts (Number-Avg) | 7-35.6 | 3-43.3 |
| Fumbles-Lost | 0-0 | 1-1 |
| Penalties-Yards | 4-24 | 3-30 |
| Possession Time | 24:14 | 35:46 |
| Third-Down Conversions | 6 of 15 | 6 of 11 |
| Fourth-Down Conversions | 0 of 0 | 0 of 0 |
| Red-Zone Scores-Chances | 0-0 | 6-8 |
| Sacks By: Number-Yards | 0-0 | 3-22 |

RUSHING: TXST-AnthonyD Taylor 7-19; Gresch Jensen 2-2; Caleb Twyford 4-minus 1; Tyler Vitt 2-minus 12. **Texas A&M**-Isaiah Spiller 7-106; Jashaun Corbin 22-103; Kellen Mond 5-25; C Richardson 2-12.

PASSING: TXST-Gresch Jensen 20-31-2-160; Tyler Vitt 9-15-2-51. **Texas A&M**-Kellen Mond 19-27-1-194; Zach Calzada 4-9-0-38.

RECEIVING: TXST-Hutch White 7-60; Trevis Graham Jr 4-53; Seth Caillouet 4-37; Caleb Twyford 4-6; JahMarae Sheread 3-18; AnthonyD Taylor 3-8; Javen Banks 2-19; Mason Hays 2-10. **Texas A&M**-Quartney Davis 6-85; Jhamon Ausbon 6-75; Jashaun Corbin 4-12; Jalen Preston 2-18; Glenn Beal 2-10; Kendrick Rogers 1-12; Roshauud Paul 1-11; Jalen Wydermeyer 1-9.

INTERCEPTIONS: TXST-Bryan LondonII 1-13. **Texas A&M**-Myles Jones 2-33; Roney Elam 1-24; Leon O'Neal Jr. 1-0.

FUMBLES: TXST-None. **Texas A&M**-Kendrick Rogers 1-1.



| | | |
|-------|----------------------------|-----------|
| 12/11 | TEXAS A&M (1-1) | 10 |
| 1/1 | CLEMSON (2-0) | 24 |

SATURDAY, SEPT. 7 • MEMORIAL STADIUM • CLEMSON, S.C.
ATTENDANCE: 81,500 • TV: ABC

CLEMSON, S.C. (AP) -- Trevor Lawrence threw for one touchdown and ran for another and No. 1 Clemson won its record-tying 17th straight game with a dominating 24-10 victory over No. 12 Texas A&M on Saturday.

The Aggies (1-1) talked of an upset all week and figured to be the sternest test left for the defending national champions. Instead, the Tigers (2-0) methodically made plays, stretched out drives and pressured A&M junior quarterback Kellen Mond into an awful showing.

The Tigers will be double-digit favorites the rest of the regular season in their try for a fifth straight Atlantic Coast Conference title and College Football Playoff berth.

Texas A&M came in filled with confidence. The Aggies vowed they wouldn't let their near-miss, 28-26 loss to Clemson happen this time. They shrugged off the Death Valley crowd with all their own experience in loud Southeastern Conference venues. Offensive lineman Jared Hocker even predicted the upset.

Instead, it was A&M shaking its head about what went wrong as Clemson relentlessly wore down the Aggies with its collection of fast, talented playmakers.

It began with Lawrence, who scrambled out of pressure as Justyn Ross broke behind defenders for a way-too-easy, 30-yard TD catch to put Clemson up for good.

Then safety Nolan Turner jarred Mond on what would have been a first-down run to cause a fumble that linebacker James Skalski pounced on to blunt an Aggies' drive.

With the half running out, Clemson receiver Tee Higgins reached behind him to snag Lawrence's throw at the A&M 2. Two plays later, Lawrence had a 1-yard scoring run to send Clemson up 17-3 at the break.

The Aggies could not respond.

Lawrence went 24 of 35 passing for 268 yards.

Texas A&M's offense and Mond struggled against the rebuilt Tiger D. Gone were the swarming front four led by All-Americans -- and first round NFL draft picks -- Clelin Ferrell and Christian Wilkins. But the new group, led by sophomore defensive end Xavier Thomas, was just as potent. Thomas had a sack and the Tigers held Texas A&M to 92 yards in the opening half.

Mond, who threw for 430 yards against Clemson a season ago, finished with 236 yards passing -- only 115 of those the first three quarters -- with an interception and a fumble. His lone TD pass came with 6 seconds remaining in the game, a 2-yard lob to Jalen Wydermeyer.

| | 1 | 2 | 3 | 4 | SCORE |
|-------------|----------|----------|----------|----------|--------------|
| TAMU | 0 | 3 | 0 | 7 | 10 |
| CLEM | 0 | 17 | 7 | 0 | 24 |

SCORING SUMMARY

| | | | | |
|------------|-------|------|---|------------|
| 2ND | 14:18 | TAMU | Small 32 yd field goal | 16-48 7:33 |
| | 10:52 | CU | Ross 30 yd pass from Lawrence (Potter kick) | 9-82 3:21 |
| | 04:57 | CU | Potter 29 yd field goal | 10-34 3:57 |
| | 00:33 | CU | Lawrence 1 yd run (Potter kick) | 9-89 2:53 |
| 3RD | 05:50 | CU | Dixon 4 yd run (Potter kick) | 7-83 2:32 |
| 4TH | 00:06 | TAMU | Wydermyer 2 yd pass from Mond (Small kick) | 16-91 5:43 |

| | TAMU | CLEM |
|----------------------------|-------------|-------------|
| FIRST DOWNS | 18 | 26 |
| RUSHES-YARDS (NET) | 27-53 | 33-121 |
| PASSING YDS (NET) | 236 | 268 |
| Passes Att-Comp-Int | 42-24-1 | 35-24-1 |
| TOTAL OFFENSE PLAYS-YARDS | 69-289 | 68-389 |
| Fumble Returns-Yards | 0-0 | 0-0 |
| Punt Returns-Yards | 0-0 | 2-8 |
| Kickoff Returns-Yards | 0-0 | 1-18 |
| Interception Returns-Yards | 1-0 | 1-0 |
| Punts (Number-Avg) | 6-44.8 | 4-42.2 |
| Fumbles-Lost | 2-1 | 0-0 |
| Penalties-Yards | 9-85 | 4-30 |
| Possession Time | 32:36 | 27:24 |
| Third-Down Conversions | 6 of 16 | 3 of 9 |
| Fourth-Down Conversions | 2 of 2 | 0 of 0 |
| Red-Zone Scores-Chances | 2-3 | 3-3 |
| Sacks By: Number-Yards | 2-22 | 2-18 |

RUSHING: **Texas A&M**-Jashaun Corbin 13-34; Isaiah Spiller 7-24; Kellen Mond 5-1; Team 2-minus 6. **Clemson**-DIXON 11-79; ETIENNE 16-53; RENCHER 1-1; TEAM 1-minus 1; LAWRENCE 4-minus 11.

PASSING: **Texas A&M**-Kellen Mond 24-42-1-236. **Clemson**-LAWRENCE 24-35-1-268.

RECEIVING: **Texas A&M**-Jhamon Ausbon 7-69; Kendrick Rogers 6-60; Quartney Davis 5-59; Isaiah Spiller 2-22; Jashaun Corbin 2-4; Camron Buckley 1-20; Jalen Wydermyer 1-2. **Clemson**-ROSS 7-94; HIGGINS 4-70; ETIENNE 4-52; CHALK 2-11; DIXON 2-8; RODGERS 2-6; NGATA 1-25; POWELL 1-2; LADSON 1-0.

INTERCEPTIONS: **Texas A&M**-Roney Elam 1-0. **Clemson**-MUSE 1-0.

FUMBLES: **Texas A&M**-Team 1-0; Kellen Mond 1-1. **Clemson**-None.

GAME SUMMARIES



—/— **LAMAR** (2-1)
16/15 **TEXAS A&M** (2-1)

3
62

SATURDAY, SEPT. 14 • KYLE FIELD • COLLEGE STATION, TEXAS
ATTENDANCE: 97,195 • TV: SEC NETWORK

COLLEGE STATION, Texas (AP) -- Freshman Isaiah Spiller ran for 116 yards and two touchdowns and Kellen Mond threw for 317 yards with a touchdown pass and run in three quarters to lead No. 16 Texas A&M to a 62-3 rout of Lamar on Saturday night.

Spiller shined in the first game since Jashaun Corbin sustained a season-ending hamstring injury last week at Clemson, running for touchdowns of 1 and 34 yards. Mond was 20 of 28 with an interception.

The Aggies (2-1) led 27-0 at halftime but Mond tried to throw in between two defenders on his first drive of the third quarter and was intercepted by Cameron Hayes. But the Cardinals couldn't get anything going on offense and had to punt.

Mond found Jhamon Ausbon, who had 109 yards receiving, for a 26-yard catch to get the next drive going and Spiller capped it with a 34-yard run to make it 34-0 midway through the third.

Lamar got on the board with a 32-yard field goal soon after that, but Mond orchestrated a 92-yard drive capped by a 10-yard TD pass to Ausbon on A&M's next drive to make it 41-3 and wrap up his night.

The Cardinals (2-1), an FCS team in the Southland Conference, were thoroughly overmatched in this one and were outgained 633 to 197 despite most of A&M's starters sitting down after three quarters. Dual-threat quarterback Jordan Hoy managed just 75 yards passing and six yards rushing.

The Aggies started a bit slow in this one and had to settle for a 21-yard field goal on their first drive after they had a first down at the 3 and couldn't punch it in.

Things didn't start out great on defense either as Clifford Chattman got a penalty for roughing the punter to give the Cardinals a new set of downs. They weren't able to move the ball after that and had to punt again four plays later.

Texas A&M marched down the field on the ensuing drive and capped it with a 2-yard touchdown run by Jacob Kibodi to make it 10-0 with about 3 1/2 minutes left in the first.

Ausbon dropped a would-be touchdown on third-and-5 on the next drive and the Aggies added a 31-yard field goal to lead 13-0 entering the second quarter.

Lamar put together a nice drive after that but came away empty when Bobby Brown blocked a 22-yard field goal attempt early in the second quarter.

Spiller had a 1-yard touchdown run in the second quarter and Mond added a score on a 12-yard run later in the period to leave A&M up 27-0 at halftime.

Freshman Zach Calzada took over for Mond on the last play of the third quarter and threw for 68 yards and two touchdowns.

| | 1 | 2 | 3 | 4 | SCORE |
|--------------|----|----|----|----|-----------|
| LAMAR | 0 | 0 | 3 | 0 | 3 |
| TAMU | 13 | 14 | 21 | 14 | 62 |

SCORING SUMMARY

| | | | | |
|------------|-------|------|--|-----------|
| 1ST | 10:26 | TAMU | Small 21 yd field goal | 9-71 4:34 |
| | 03:33 | TAMU | Kibodi 2 yd run (Small kick) | 7-68 3:43 |
| | 00:00 | TAMU | Small 31 yd field goal | 5-41 1:38 |
| 2ND | 05:02 | TAMU | Spiller 1 yd run (Small kick) | 9-75 5:36 |
| | 01:45 | TAMU | Mond 12 yd run (Small kick) | 5-60 2:02 |
| 3RD | 07:39 | TAMU | Spiller 34 yd run (Small kick) | 3-72 1:18 |
| | 05:46 | LU | Giffen 32 yd field goal | 6-73 1:53 |
| | 01:09 | TAMU | Ausbon 10 yd pass from Mond (Small kick) | 9-92 4:37 |
| | 00:02 | TAMU | Wydermyer 25 yd pass from Calzada (Small kick) | 1-25 0:06 |
| 4TH | 07:19 | TAMU | Smith 13 yd pass from Calzada (Small kick) | 1-13 0:09 |
| | 01:51 | TAMU | Richardson 13 yd run (Small kick) | 9-59 3:23 |

| | LAMAR | TAMU |
|----------------------------|---------|---------|
| FIRST DOWNS | 9 | 35 |
| RUSHES-YARDS (NET) | 29-134 | 34-223 |
| PASSING YDS (NET) | 75 | 410 |
| Passes Att-Comp-Int | 26-10-0 | 41-26-1 |
| TOTAL OFFENSE PLAYS-YARDS | 55-209 | 75-633 |
| Fumble Returns-Yards | 0-0 | 1-8 |
| Punt Returns-Yards | 0-0 | 4-107 |
| Kickoff Returns-Yards | 1-15 | 1-16 |
| Interception Returns-Yards | 1-11 | 0-0 |
| Punts (Number-Avg) | 10-40.2 | 1-35.0 |
| Fumbles-Lost | 1-1 | 1-1 |
| Penalties-Yards | 4-42 | 7-53 |
| Possession Time | 25:41 | 34:19 |
| Third-Down Conversions | 1 of 16 | 4 of 9 |
| Fourth-Down Conversions | 0 of 0 | 2 of 2 |
| Red-Zone Scores-Chances | 1-2 | 8-8 |
| Sacks By: Number-Yards | 1-2 | 0-0 |

RUSHING: Lamar-Myles Wanza 8-65; A.J. Walker 7-38; Jermain Givens 8-27; Jordan Hoy 2-6; Kirkland Banks 1-1; Cole Starnes 3-minus 3. **TEXAS A&M**-Isaiah Spiller 14-116; Jacob Kibodi 11-45; Kellen Mond 4-25; C Richardson 2-22; James Foster 2-17; Zach Calzada 1-minus 2.

PASSING: Lamar-Jordan Hoy 10-24-0-75; Jermain Givens 0-2-0-0. **TEXAS A&M**-Kellen Mond 20-28-1-317; Zach Calzada 4-8-0-68; James Foster 2-5-0-25.

RECEIVING: Lamar-Myles Wanza 3-11; Kenny Allen 2-14; Kirkland Banks 2-11; Mason Sikes 1-16; Carmoni Green 1-12; Case Robinson 1-11. **TEXAS A&M**-Kendrick Rogers 6-83; Ainias Smith 6-66; Jhamon Ausbon 4-109; Camron Buckley 4-60; Isaiah Spiller 2-21; Jalen Wydermyer 1-25; Ryan Renick 1-19; Jalen Preston 1-18; Glenn Beal 1-9.

INTERCEPTIONS: Lamar-Cameron Hayes 1-11. **TEXAS A&M**-None.

FUMBLES: Lamar-Myles Wanza 1-1. **TEXAS A&M**-Zach Calzada 1-1.



8/9 **AUBURN** (4-0, 1-0)
17/15 **TEXAS A&M** (2-2, 0-1)

28
20

SATURDAY, SEPT. 21 • KYLE FIELD • COLLEGE STATION, TEXAS
ATTENDANCE: 101,681 • TV: CBS

COLLEGE STATION, Texas (AP) -- Bo Nix threw a touchdown pass and JaTarvious Whitlow ran for a score as No. 8 Auburn built a big lead and withstood a late charge from Texas A&M to get a 28-20 win over the 17th-ranked Aggies on Saturday.

Nix didn't put up flashy numbers against the Aggies, but he looked poised and didn't make any big mistakes in his first true road game in front of a rowdy crowd of 101,681. Fellow freshman Joey Gatewood replaced Nix for a few snaps throughout the game and he threw his first career touchdown pass in the first quarter.

The Tigers (4-0, 1-0 SEC) were up 21-3 before A&M (2-2, 0-1) finally got going offensively in the fourth quarter. Mond cut the lead to 21-10 with his first touchdown pass early in the fourth before Auburn added a touchdown rushing. But the Aggies made a field goal before Mond connected with Ainias Smith on a 15-yard TD pass with just over two minutes left to get them to 28-20.

But Auburn recovered the on-side kick and ran out the clock.

Mond had 335 yards passing but Texas A&M previously solid running game was held to just 56 yards.

Auburn took an early lead when Nix handed the ball off to Whitlow who got it to Anthony Schwartz on a reverse he took 57 yards for a touchdown to make it 7-0.

Seth Small missed a 47-yard field goal on Texas A&M's first possession and one from 52 to end the second quarter.

Gatewood's TD pass came late in the first quarter when he found John Samuel Shenker wide open in the end zone for the 6-yard catch that made it 14-0.

Mond connected with Jhamon Ausbon on a 41-yard pass on the last play of the first quarter. But A&M's offense stalled after that and the Aggies settled for a 33-yard field goal that cut the lead to 14-3.

Freshman Isaiah Spiller had a 13-yard run to start the third quarter, but Daniel Thomas knocked the ball out of his hands at the end of the run and pounced on it to give Auburn the ball.

The Tigers took advantage of the turnover when Nix found Seth Williams on a 9-yard touchdown pass that pushed the lead to 21-3.

Texas A&M's next drive was a mess with Mond being sacked and fumbling on first down. The Aggies recovered it, but Mond was sacked again on the next play. The Aggies were then penalized for delay of game and then for a false start to bring up third-and-30. Jacob Kibodi ran for 22 yards after that before Texas A&M had to punt it away.

Texas A&M's defense forced a punt on Auburn's next drive, but the Aggies managed just one yard on their ensuing possession and had to punt it right back.

The Aggies finally put together a nice drive early in the fourth quarter capped by a 27-yard touchdown reception by Quartney Davis that cut the lead to 21-10.

But Auburn ate up six minutes off the clock with a 12-play drive after that and added a touchdown on an 8-yard run by Whitlow that made it 28-10.

| | 1 | 2 | 3 | 4 | SCORE |
|-------------|----|---|---|----|-----------|
| AUB | 14 | 0 | 7 | 7 | 28 |
| TAMU | 0 | 3 | 0 | 17 | 20 |

SCORING SUMMARY

| | | | | |
|------------|-------|------|--|------------|
| 1ST | 13:19 | AU | Schwartz 57 yd run (Carlson kick) | 4-75 1:41 |
| | 00:39 | AU | Shenker 6 yd pass from Gatewood (Carlson kick) | 6-46 2:36 |
| 2ND | 12:59 | TAMU | Small 33 yd field goal | 6-64 2:40 |
| 3RD | 12:05 | AU | Williams 9 yd pass from Nix (Carlson kick) | 6-38 2:47 |
| 4TH | 14:28 | TAMU | Davis 27 yd pass from Mond (Small kick) | 8-85 3:38 |
| | 08:27 | AU | Whitlow 8 yd run (Carlson kick) | 12-69 6:01 |
| | 05:36 | TAMU | Small 23 yd field goal | 12-69 2:51 |
| | 02:12 | TAMU | Smith 15 yd pass from Mond (Small kick) | 8-81 2:18 |

| | AUB | TAMU |
|----------------------------|---------|---------|
| FIRST DOWNS | 16 | 23 |
| RUSHES-YARDS (NET) | 42-193 | 21-56 |
| PASSING YDS (NET) | 106 | 335 |
| Passes Att-Comp-Int | 21-13-0 | 49-31-0 |
| TOTAL OFFENSE PLAYS-YARDS | 63-299 | 70-391 |
| Fumble Returns-Yards | 0-0 | 0-0 |
| Punt Returns-Yards | 2-52 | 3-0 |
| Kickoff Returns-Yards | 1-31 | 1-20 |
| Interception Returns-Yards | 0-0 | 0-0 |
| Punts (Number-Avg) | 8-43.8 | 6-56.0 |
| Fumbles-Lost | 1-0 | 3-1 |
| Penalties-Yards | 12-74 | 8-50 |
| Possession Time | 28:22 | 31:38 |
| Third-Down Conversions | 4 of 12 | 5 of 14 |
| Fourth-Down Conversions | 0 of 0 | 0 of 0 |
| Red-Zone Scores-Chances | 3-3 | 3-3 |
| Sacks By: Number-Yards | 3-16 | 1-5 |

RUSHING: Auburn-JaTarvious Whitlow 18-67; Anthony Schwartz 1-57; Bo Nix 12-38; Shaun Shivers 6-14; Eli Stove 2-13; Joey Gatewood 1-4; Malik Miller 1-2; TEAM 1-minus 2. **TEXAS A&M**-Kellen Mond 9-26; Jacob Kibodi 6-21; Isaiah Spiller 6-9.

PASSING: Auburn-JBo Nix 12-20-0-100; Joey Gatewood 1-1-0-6. **TEXAS A&M**-Kellen Mond 31-49-0-335.

RECEIVING: Auburn-Seth Williams 4-47; Anthony Schwartz 2-30; Harold Joiner 2-6; Jay Jay Wilson 2-6; Eli Stove 1-17; John Samuel Shenker 1-6; Shaun Shivers 1-minus 6. **TEXAS A&M**-Jhamon Ausbon 8-111; Quartney Davis 5-82; Kendrick Rogers 4-45; Jacob Kibodi 4-21; Jalen Wydermyer 3-20; Isaiah Spiller 3-19; Camron Buckley 2-22; Ainias Smith 1-15; Glenn Beal 1-0.

INTERCEPTIONS: Auburn-None. **TEXAS A&M**-None.

FUMBLES: Auburn-Kaleb Kim 1-0. **TEXAS A&M**-Kellen Mond 1-0; Roshauud Paul 1-0; Isaiah Spiller 1-1.

GAME SUMMARIES



| | | |
|-------|---------------------------------|-----------|
| 23/21 | TEXAS A&M (3-2, 1-1) | 31 |
| -/- | ARKANSAS (2-3, 0-2) | 27 |

SATURDAY, SEPT. 28 • AT&T STADIUM • ARLINGTON, TEXAS
ATTENDANCE: 51,441 • TV: ESPN

ARLINGTON, Texas (AP) -- Quartney Davis caught two of the three touchdowns thrown by Kellen Mond, including the go-ahead score for No. 23 Texas A&M, and the Aggies held on to beat Arkansas 31-27 on Saturday.

After Mond was picked off in the end zone, the Razorbacks failed to get a first down and punted after Ben Hicks was sacked at the 2. That set up the short drive for Mond's 3-yard TD to Davis with 12:21 left to put Texas A&M (3-2, 1-1 SEC) ahead 28-24.

The Razorbacks (2-3, 0-2) lost their 13th consecutive SEC game, including all 10 under second-year coach Chad Morris. They have lost eight in a row against Texas A&M since the Aggies left the Big 12.

Davis' 22-yard catch-and-run with 8 seconds before halftime put A&M up 21-17. He spun away from a linebacker after making a short catch, then swept across to the other side of the field to score.

Mond finished 23-of-35 passing for 251 yards. Hicks was 15 of 27 for 188 yards and a score after taking over in the second quarter for injured starter Nick Starkel, the grad transfer who played for Texas A&M the past two seasons.

Starkel hurt his left (non-throwing) arm after throwing an interception at the goal line, and then tackling 304-pound defensive tackle Justin Madubuike.

DeJon Harris scooped up a fumble and returned it 6 yards for a touchdown on the next play to get the Razorbacks within 14-10. They went ahead when Hicks made a nice back-shoulder throw to Mike Woods in the front corner of the end zone for a 13-yard TD.

| | 1 | 2 | 3 | 4 | SCORE |
|------|---|----|---|----|-------|
| TAMU | 7 | 14 | 0 | 10 | 31 |
| ARK | 0 | 17 | 7 | 3 | 27 |

SCORING SUMMARY

| | | | | |
|-----|-------|------|--|------------|
| 1ST | 02:56 | TAMU | Smith 9 yd pass from Mond (Small kick) | 7-63 3:51 |
| 2ND | 14:15 | AR | Limpert 46 yd field goal | 10-47 3:41 |
| | 09:48 | TAMU | Spiller 4 yd run (Small kick) | 11-75 4:27 |
| | 05:30 | AR | Harris 6 yd fumble recovery (Limpert kick) | - |
| | 01:55 | AR | Woods 13 yd pass from Hicks (Limpert kick) | 4-41 1:21 |
| | 00:08 | TAMU | Davis 22 yd pass from Mond (Small kick) | 11-75 1:47 |
| 3RD | 10:34 | AR | Whaley 11 yd run (Limpert kick) | 8-84 2:37 |
| 4TH | 12:21 | TAMU | Davis 3 yd pass from Mond (Small kick) | 7-34 4:30 |
| | 08:46 | AR | Limpert 40 yd field goal | 11-53 3:35 |
| | 03:52 | TAMU | Small 50 yd field goal | 11-43 4:54 |

| | TAMU | ARK |
|----------------------------|---------|---------|
| FIRST DOWNS | 24 | 26 |
| RUSHES-YARDS (NET) | 33-89 | 26-98 |
| PASSING YDS (NET) | 251 | 297 |
| Passes Att-Comp-Int | 35-23-1 | 44-27-1 |
| TOTAL OFFENSE PLAYS-YARDS | 68-340 | 70-395 |
| Fumble Returns-Yards | 0-0 | 1-6 |
| Punt Returns-Yards | 1-9 | 2-35 |
| Kickoff Returns-Yards | 1-31 | 0-0 |
| Interception Returns-Yards | 1-18 | 1-12 |
| Punts (Number-Avg) | 4-49.5 | 3-38.7 |
| Fumbles-Lost | 3-1 | 0-0 |
| Penalties-Yards | 6-55 | 8-48 |
| Possession Time | 32:37 | 27:23 |
| Third-Down Conversions | 5 of 10 | 5 of 13 |
| Fourth-Down Conversions | 0 of 0 | 1 of 2 |
| Red-Zone Scores-Chances | 3-4 | 2-4 |
| Sacks By: Number-Yards | 2-17 | 4-26 |

RUSHING: Texas A&M-Jacob Kibodi 9-38; Kellen Mond 14-33; Quartney Davis 2-19; Isaiah Spiller 7-0; Team 1-minus 1. Arkansas-Rakeem Boyd 18-89; Dewwah Whaley 3-12; Ben Hicks 3-0; Team 1-minus 1; Nick Starkel 1-minus 2.

PASSING: Texas A&M-Kellen Mond 23-35-1-251. Arkansas-Ben Hicks 15-27-0-188; Nick Starkel 12-17-1-109.

RECEIVING: Texas A&M-Jhamon Ausbon 7-82; Quartney Davis 7-62; Ainiias Smith 5-80; Isaiah Spiller 2-17; Jacob Kibodi 1-9; Camron Buckley 1-1. Arkansas-C. OGrady 8-91; Mike Woods 4-62; Treyton Burks 4-58; Dewwah Whaley 3-21; Tyson Morris 2-26; Rakeem Boyd 2-10; TJ Hammonds 2-8; Koilan Jackson 1-19; TQ Jackson 1-2.

INTERCEPTIONS: Texas A&M-J. Madubuike 1-18. Arkansas-Montaric Brown 1-12.

FUMBLES: Texas A&M-Kellen Mond 1-0; Isaiah Spiller 1-1; Ainiias Smith 1-0. Arkansas-None.



| | | |
|-------|---------------------------------|-----------|
| 1/1 | ALABAMA (6-0, 3-0) | 47 |
| 24/21 | TEXAS A&M (3-3, 1-2) | 28 |

SATURDAY, OCT. 12 • KYLE FIELD • COLLEGE STATION, TEXAS
ATTENDANCE: 106,749 • TV: CBS

COLLEGE STATION, Texas (AP) -- Tua Tagovailoa threw four touchdowns and Alabama's offense kept rolling in the Tide's first game at No. 1 this season with a 47-28 victory over No. 24 Texas A&M on Saturday.

Tagovailoa threw his first interception of the season but became Alabama's career passing touchdowns leader with his first one of the game, breaking his tie with A.J. McCarron. The junior now has 81 for his career and leads the nation with 27 on the season.

Alabama (6-0, 3-0 Southeastern Conference) trailed briefly in its first game this season against a ranked opponent when Texas A&M scored a touchdown on its first possession.

Tagovailoa then engineered four consecutive scoring drives, which included three touchdown passes that all came on third down, and the Tide were on cruise control against the best pass defense they had faced so far this season. The only blemish was the interception thrown in the Texas A&M end zone late in the second quarter.

Tagovailoa spread the scoring around, with all of his TD strikes going to different receivers. His two longest of the day were a 47-yarder to DeVonta Smith in the first quarter and a pinpoint 33-yarder to Henry Ruggs III in the third.

Alabama didn't have to punt until there was less than 2 minutes left in the third quarter. Najee Harris rushed for 114 yards.

Jaylen Waddle scored Alabama's first touchdown on a 31-yard catch-and-run when he shook four defenders, and he also had a big day on punt returns with four for 128 yards.

Kellen Mond passed for 264 yards and two touchdowns and ran for a score for the Aggies (3-3, 1-2).

| | 1 | 2 | 3 | 4 | SCORE |
|------|----|----|----|----|-------|
| BAMA | 14 | 10 | 10 | 13 | 47 |
| TAMU | 7 | 6 | 7 | 8 | 28 |

SCORING SUMMARY

| | | | | |
|-----|-------|------|---|------------|
| 1ST | 06:57 | TAMU | Mond 1 yd run (Small kick) | 15-75 8:03 |
| | 02:41 | UA | Waddle 31 yd pass from Tagovailoa (Bulovas kick) | 10-73 4:16 |
| | 00:24 | UA | Smith 47 yd pass from Tagovailoa (Bulovas kick) | 4-57 0:45 |
| 2ND | 12:12 | TAMU | Small 31 yd field goal | 10-61 3:12 |
| | 08:49 | UA | Bulovas 35 yd field goal | 8-46 3:23 |
| | 05:28 | UA | Harris 16 yd pass from Tagovailoa (Bulovas kick) | 3-19 0:49 |
| | 00:00 | TAMU | Small 32 yd field goal | 10-69 2:00 |
| 3RD | 10:53 | UA | Bulovas 27 yd field goal | 9-51 4:07 |
| | 07:35 | UA | Ruggs III 33 yd pass from Tagovailoa (Bulovas kick) | 5-55 1:44 |
| | 05:06 | TAMU | Wydermyer 25 yd pass from Mond (Small kick) | 7-82 2:29 |
| 4TH | 13:02 | UA | Robinson Jr. 2 yd run (Bulovas kick blocked) | 5-33 2:03 |
| | 11:30 | UA | Shavers 2 yd blocked punt return (Bulovas kick) | - |
| | 08:48 | TAMU | Wydermyer 18 yd pass from Mond (Mond rush) | 7-75 2:42 |

| | BAMA | TAMU |
|----------------------------|---------|---------|
| FIRST DOWNS | 25 | 24 |
| RUSHES-YARDS (NET) | 31-155 | 28-125 |
| PASSING YDS (NET) | 293 | 264 |
| Passes Att-Comp-Int | 34-21-1 | 42-24-0 |
| TOTAL OFFENSE PLAYS-YARDS | 65-448 | 70-389 |
| Fumble Returns-Yards | 0-0 | 0-0 |
| Punt Returns-Yards | 5-152 | 1-10 |
| Kickoff Returns-Yards | 5-159 | 1-14 |
| Interception Returns-Yards | 0-0 | 1-16 |
| Punts (Number-Avg) | 2-29.5 | 5-39.8 |
| Fumbles-Lost | 0-0 | 2-1 |
| Penalties-Yards | 11-91 | 5-55 |
| Possession Time | 30:56 | 29:04 |
| Third-Down Conversions | 8 of 13 | 5 of 12 |
| Fourth-Down Conversions | 0 of 0 | 0 of 1 |
| Red-Zone Scores-Chances | 4-5 | 4-4 |
| Sacks By: Number-Yards | 5-16 | 1-10 |

RUSHING: BAMA-Najee Harris 20-114; Brian Robinson Jr. 10-51; Tua Tagovailoa 1-minus 10. Texas A&M-Kellen Mond 16-90; Isaiah Spiller 10-27; Jacob Kibodi 2-8.


PASSING: BAMA-Tua Tagovailoa 21-34-1-293. Texas A&M-Kellen Mond 24-42-0-264.

RECEIVING: BAMA-DeVonta Smith 7-99; Jerry Jeudy 4-50; Jaylen Waddle 3-48; Najee Harris 3-19; Brian Robinson Jr. 2-33; Henry Ruggs III 1-33; Miller Forristall 1-11. Texas A&M-Quartney Davis 7-81; Jhamon Ausbon 5-60; Isaiah Spiller 5-41; Jalen Wydermyer 3-49; Ainiias Smith 2-21; Jacob Kibodi 1-7; Kendrick Rogers 1-5.

INTERCEPTIONS: BAMA-None. Texas A&M-Demani Richardson 1-16.

FUMBLES: BAMA-None. Texas A&M-Colton Prater 1-0; Isaiah Spiller 1-1.

GAME SUMMARIES

| | | |
|---|---------------------------------------|-----------|
|  | RV/RV TEXAS A&M (4-3, 2-2) | 24 |
| | -/- OLE MISS (3-5, 2-3) | 17 |

SATURDAY, OCT. 19 • VAUGHT-HEMINGWAY STADIUM • OXFORD, MISS.
ATTENDANCE: 50,257 • TV: SEC NETWORK

OXFORD, Miss. (AP) -- Buddy Johnson returned a fumble for a 62-yard go-ahead touchdown, and Isaiah Spiller added a clinching 22-yard touchdown run late as Texas A&M rallied to defeat Ole Miss 24-17 on Saturday night.

Trailing 14-10 midway in the third quarter, Elijah Blades and Justin Madubuike sacked Ole Miss quarterback John Rhys Plumlee, jarring the ball free. Johnson scooped up the loose ball and raced untouched past the Ole Miss sideline to build a 17-14 lead.

Texas A&M (4-3, 2-2 SEC) followed with a blocked field goal by Madubuike and the clinching 55-yard drive, capped by Spiller's scoring run with 2:34 remaining. The second-half surge settled a game that featured five lead changes, three missed field goals and four turnovers.

Kellen Mond was 16 of 28 for 172 yards passing and added 76 yards rushing on 15 attempts for the Aggies. Braden Mann kept Ole Miss in poor field position with five punts for a 52.2 yard average, with a final fourth quarter kick of 55 yards that rolled out at the Ole Miss 1-yard line.

The Rebels (3-5, 2-3) scored on touchdown runs of 69 and 2 yards from freshmen Jerriion Ealy and Snoop Conner, respectively, to build the third quarter lead. The Rebels got a 35-yard field goal from Luke Logan with 1:59 left but failed to recover the ensuing onside kick.

| | 1 | 2 | 3 | 4 | SCORE |
|-----------------|----------|----------|----------|----------|--------------|
| TAMU | 3 | 7 | 7 | 7 | 24 |
| OLE MISS | 7 | 0 | 7 | 3 | 17 |

SCORING SUMMARY

| | | | | |
|------------|-------|------|--|------------|
| 1ST | 06:04 | TAMU | Small 24 yd field goal | 10-73 5:45 |
| | 05:22 | OM | Ealy 69 yd run (Logan kick) | 2-75 0:42 |
| 2ND | 00:38 | TAMU | Rogers 18 yd pass from Mond (Small kick) | 6-67 1:17 |
| 3RD | 13:30 | OM | Conner 2 yd run (Logan kick) | 5-65 1:30 |
| | 07:37 | TAMU | Johnson 62 yd fumble recovery (Small kick) | - |
| 4TH | 02:34 | TAMU | Spiller 22 yd run (Small kick) | 7-55 3:57 |
| | 00:26 | OM | Logan 35 yd field goal | 14-66 2:03 |

| | LAMAR | TAMU |
|----------------------------|--------------|-------------|
| FIRST DOWNS | 20 | 22 |
| RUSHES-YARDS (NET) | 38-165 | 44-250 |
| PASSING YDS (NET) | 172 | 155 |
| Passes Att-Comp-Int | 28-16-2 | 31-14-1 |
| TOTAL OFFENSE PLAYS-YARDS | 66-337 | 75-405 |
| Fumble Returns-Yards | 1-62 | 0-0 |
| Punt Returns-Yards | 4-65 | 1-6 |
| Kickoff Returns-Yards | 2-40 | 1-16 |
| Interception Returns-Yards | 1-0 | 2-0 |
| Punts (Number-Avg) | 5-52.2 | 6-44.8 |
| Fumbles-Lost | 0-0 | 1-1 |
| Penalties-Yards | 7-68 | 7-65 |
| Possession Time | 34:07 | 25:53 |
| Third-Down Conversions | 3 of 13 | 4 of 16 |
| Fourth-Down Conversions | 0 of 0 | 3 of 3 |
| Red-Zone Scores-Chances | 2-3 | 2-3 |
| Sacks By: Number-Yards | 3-29 | 4-24 |


RUSHING: Texas A&M-Isaiah Spiller 16-78; Kellen Mond 15-76; Quartney Davis 2-9; C Richardson 2-5; Team 3-minus 3. Ole Miss-Jerriion Ealy 6-80; S. Phillips 14-67; Snoop Conner 5-52; J.R. Plumlee 13-38; Matt Corral 4-5; Tylan Knight 1-5; Dannis Jackson 1-3.

PASSING: Texas A&M-Kellen Mond 16-28-2-172. Ole Miss-Matt Corral 10-17-1-124; J.R. Plumlee 4-12-0-31; TEAM 0-2-0-0.

RECEIVING: Texas A&M-Jhamon Ausbon 5-47; Jalen Wydermyer 4-67; Isaiah Spiller 3-4; Kendrick Rogers 2-23; Camron Buckley 1-16; Quartney Davis 1-15. Ole Miss-Elijah Moore 5-59; Snoop Conner 3-22; D. Drummond 2-27; S. Phillips 1-22; O. Cooley 1-16; Braylon Sanders 1-6; Jason Pellerin 1-3.

INTERCEPTIONS: Texas A&M-Clifford Chattman 1-0. Ole Miss-Donta Evans 1-0; A. Robinson 1-0.

FUMBLES: Texas A&M-None. Ole Miss-J.R. Plumlee 1-1.

| | | |
|--|---|----------|
|  | -/- MISSISSIPPI STATE (3-4, 1-3) | - |
| | RV/RV TEXAS A&M (4-3, 2-2) | - |

SATURDAY, OCT. 26 • KYLE FIELD • COLLEGE STATION, TEXAS
ATTENDANCE: - • TV: SEC NETWORK