



LOUISVILLE

Football Contact: Rocco Gasparro | Office: 502-852-0102 | Cell: 502-262-2258 | Email: Rocco@GoCards.com | @UofLFootball

2019 LOUISVILLE RESULTS (7-5, 5-3 ACC)

9/2	#9 NOTRE DAME	L17-35
9/7	EKU	W, 42-0
9/14	vs. WKU\$	W, 38-21
9/21	at Florida State*	L, 24-35
10/5	BOSTON COLLEGE*	W, 41-39
10/12	at Wake Forest*	W, 62-59
10/19	#3 CLEMSON*	L, 10-45
10/26	VIRGINIA*	W, 28-21
11/9	at Miami*	L, 27-52
11/6	at NC State*	W, 34-20
11/23	SYRACUSE*	W, 56-34
11/30	at Kentucky	L, 13-45
12/30	vs. Mississippi State	4 p.m.

*ACC Game

\$ Game played in Nashville

SERIES HISTORY

Overall: Mississippi State leads 3-2

In Bowl Games: MSU leads 1-0

Last Meeting: MSU 31-27, 2017

Home: Tied 1-1

Away: Tied 1-1

Neutral: MSU leads 1-0

TELEVISION

ESPN

Play-by-Play: Tom Hart

Analyst: Jordan Rodgers

Sideline Reporter: Cole Cubelic

RADIO

790 WKRD/840 WHAS AM

Play-by-Play: Paul Rogers

Analyst: Craig Swaback

Sideline Reporter: Jody Demling

Sirius: Ch. 371

XM: Ch. 371

NATIONAL RADIO

Play-by-Play: Dave O'Brien

Analyst: Mike Golic, Jr.

Sideline Reporter: Dr. Jerry Punch



Game
13

vs.

Mississippi State

December 30, 2019 • 4 p.m.

Nissan Stadium (69,143)

Nashville, Tenn.

ESPN

Louisville Cardinals (7-5)

Head Coach: Scott Satterfield

Record at Louisville: 7-5

Overall Record: 58-29



Mississippi State Bulldogs (6-6)

Head Coach: Joe Moorhead

Record at Mississippi State: 14-11

Overall Record: 52-24



GAME INFORMATION

Facility: Nissan Stadium

Capacity: 69,143

TV: ESPN

Radio: WHAS 840 AM

Online: Nissan Stadium

Series Record: MSU leads 3-2

At Neutral Site: MSU leads 1-0

Last Meeting: Mississippi State 31-27, 2017 | Citrus Bowl

OPENING KICK

- The University of Louisville football team returns to postseason play after missing a bowl in 2018 by taking on Mississippi State in the 2019 Music City Bowl in Nashville, Tenn. on Dec. 30 at 4 p.m. The Cardinals are facing the Bulldogs for the second time in three seasons after dropping a 31-27 decision in the 2017 Citrus Bowl in Orlando, Fla.
- The Cardinals finished the regular season at 7-5 and a 5-3 record in the Atlantic Coast Conference.
- Louisville is appearing in a bowl game for the 23rd time in school history and the eighth time in the last nine seasons.
- Head coach Scott Satterfield is the fourth first-year coach at Louisville to guide the Cardinals to a bowl game, and the first since Charlie Strong led UofL to a win over Southern Mississippi in the 2010 Beef O'Brady's Bowl.

CARDINALS IN BOWL GAMES

- Louisville will make its 23rd bowl appearance when they face Mississippi State in the Music City Bowl in Nashville, Tenn. The Music City Bowl was the 16th different bowl the Cardinals have played in during the course of its history — sporting an all-time record of 10-11-1 and own wins in three of their last six appearances, including a 27-21 win in the Music City Bowl in 2015.
- Dating back to 2010, the Cardinals have reached postseason play in eight of the last nine seasons after missing a bowl for the first time last season.
- Of the 23 bowl appearances, 19 have come in the last 23 seasons.
- The Cardinals failed to qualify for a bowl from 2007-09 and in 2018, the only four seasons since 1998 that they didn't reach the postseason.
- The Cards made their first bowl appearance in the 1958 Sun Bowl—a 34-20 win over Drake in El Paso, Texas.

SATTERFIELD FOURTH COACH TO REACH BOWL IN FIRST SEASON

- Scott Satterfield has done a remarkable job turning around the Louisville football program, guiding the Cardinals to a bowl game after taking over a 2-10 team. The first-year coach becomes the fourth coach in school history to lead the program to the postseason in their first season, and first since Charlie Strong guided the Cardinals to the Beef O'Brady's Bowl in 2010.
- Strong, who took over a 4-8 squad, guided the Cardinals to a 7-6 record, and a 31-28 victory over Southern Mississippi in the 2010 Beef O'Brady's Bowl in Tampa, Fla.
- Bobby Petrino took over the program in 2003, and led the Cardinals to a 9-4 overall record and a trip to the GMAC Bowl to face Miami (OH). The Redhawks defeated the Cardinals 49-28 in Mobile, Ala.

- In 1998, John L. Smith took over a 1-10 team and directed the Cardinals to a 7-5 record, which ended with a 48-29 loss to Marshall in the Motor City Bowl in Pontiac, Mich.

- Strong is the only coach in his first season to win a bowl game after the three-point win over the Golden Eagles.

UofL Coaches to Reach Bowl in First Season

Year	Coach	Record	Bowl
1998	John L. Smith	7-5	Motor City Bowl
2003	Bobby Petrino	9-4	GMAC Bowl
2010	Charlie Strong	7-6	Beef O'Brady's Bowl
2019	Scott Satterfield	7-5	Music City Bowl

Louisville Sports Information

The University of Louisville Sports Information staff is ready to assist you in every way possible to make the experience of covering the Cardinals awarding and productive.

Rocco Gasparro, Football Contact

502-262-2258 • rocco.gasparro@louisville.edu

Kenny Klein, Sr. Associate AD/Sports Information

Kenny.Klein@louisville.edu

Stephen Williams, Assistant SID

s.williams@louisville.edu

Website: GoCards.com

Music City Bowl Credentials

Media looking for Credentials to cover the 2019 Franklin American Mortgage Company Music City Bowl can apply for credentials by logging on to:

<https://secure.sportssystems.com/events2/?eventKey=64737441-4302-47dd-b223-27c0211b4cce>

The team will leave Louisville on Dec. 26 and have practice in Nashville on Dec. 27-28. Practice times and location haven't been finalized as of today.

The bowl will process and issue confirmations to all working media on their credentials request. Due to the heightened security procedures, all credentials must be picked up in person. No individual media credentials will be mailed out in advance. All media will be required to show positive I.D. at the Media Entrance to Nissan Stadium and all carry-in bags will be subject to search.

All primary credential requests need to be submitted by Monday, December 16th so we can work with you to allocate Press Box seating.

The official media headquarters will be the Renaissance Nashville Hotel (615) 255-8400. Hours of operation will be from 12:00 p.m. – 9:00 p.m. on Friday, 9:00 a.m. – 9:00 p.m. Saturday, and Sunday, 8:00 a.m. – 12:00 p.m.

Media check-in and workroom are located in the Fisk Room 1 & 2 which is located on level 2, to the left. Limited hospitality will be provided to the media during posted hours of operation.

Approved media may request the media rate (\$209 + taxes) before Monday, December 16th (rates apply to December 26th – 30th only) while supplies last. Those staying in the media block rooms will have wireless Internet access.

Music City Bowl Events and Availability

Friday, Dec. 27

2 p.m. - Practice at Ensworth High School

3:30 p.m. - Media Availability - Coaches and selected players will be available following practice

7 p.m. - Wildhorse Saloon

Saturday, Dec. 28

3:45 p.m. - Practice at Ensworth High School

5:15 p.m. - Media Availability - Coaches and selected players will be available following practice

Sunday, Dec. 29

10 a.m. - Scott Satterfield, Dwayne Ledford, Bryan Brown Press Conference

11:30 p.m. - Coaches Luncheon - Gaylord Opryland - Tennessee Ballroom

4 p.m. - Practice at Ensworth High School
NO AVAILABILITY

6 p.m. - Battle of the Bands

Monday, Dec. 30

8 a.m. - Parking Lots Open

1 p.m. - Gates Open

4 p.m. - Kickoff

Post-game Press Conference:

Nissan Stadium Room 134.06

Losing Team Players/Coach followed by the Winning Coach and Players

MUSIC CITY BOWL NOTES



2019 Franklin American Mortgage Company Music City Bowl

Dec. 30, 2019 • 4 p.m. EST
ESPN • ESPN Radio • 840 WHAS AM
Nissan Stadium • Nashville, Tenn.

Music City Bowl Media Contact

Aldo Amato
414 Union Street Suite 1010
Nashville, Tenn. 37219
615-743-3124 (office)
256-503-2291 (cell)
aamato@nashvillesports.com

Travel Plans

The University of Louisville's official travel party will depart for the Music City Bowl on Thursday, Dec. 26, and expected to return to Louisville following the game, via bus.

Louisville Practice Facility

Ensworth High School
7401 Highway 100
Nashville, Tenn. 37221

Louisville Team Hotel

Gaylord Opryland Resort and Convention Center
2800 Opryland Dr, Nashville, TN 37214
Phone: (615) 889-1000

Media Hotel

The official media headquarters will be the Renaissance Nashville Hotel (615) 255-8400. Hours of operation will be from 12:00 p.m. – 9:00 p.m. on Friday, 9:00 a.m. – 9:00 p.m. Saturday, and Sunday, 8:00 a.m. – 12:00 p.m. Media check-in and workroom are located in the Fisk Room 1 & 2 which is located on level 2, to the left. Limited hospitality will be provided to the media during posted hours of operation. Approved media may request the media rate (\$209 + taxes) before Monday, December 16th (rates apply to December 26th – 30th only) while supplies last. Those staying in the media block rooms will have wireless Internet access.

LOUISVILLE QUICK FACTS

Location: Louisville, Ky.
Founded: 1798
Nickname: Cardinals
Colors: Red and Black
Conference: Atlantic Coast Conference
Enrollment: 23,000
Stadium: Cardinal Stadium
President: Dr. Neeli Bendapudi
Director of Athletics: Vince Tyra
Football SID: Rocco Gasparro (502-262-2258/rocco.gasparro@louisville.edu)
Website: GoCards.com

Football Information

Offensive Formation: Multiple
Defensive Formation: 3-4
Overall Record: 7-5
Conference Record: 5-3
Ranking: Not ranked

Coaching Staff

Scott Satterfield (Appalachian St., 1996)

Assistant Coaches

Dwayne Ledford	Offensive Coordinator/OL
Bryan Brown	Defensive Coordinator/Cornerbacks
Cort Dennison	Co-Defensive Coordinator/OLB
Gunter Brewer	Wide Receivers
ShaDon Brown	Safeties
Stu Holt	Tight Ends/Special Teams
Mark Ivey	Defensive Line
Dale Jones	Inside Linebackers
Frank Ponce	Quarterbacks
Norval McKenzie	Running Backs

2019 Results

Sept. 2	#9 Notre Dame	L 17-35
Sept. 7	Eastern Kentucky	W, 42-0
Sept. 14	vs. Western Kentucky\$	W, 38-21
Sept. 21	at Florida State*	L, 24-35
Oct. 5	Boston College*	W, 41-39
Oct. 12	at Wake Forest*	W, 62-59
Oct. 19	#3 Clemson*	L, 10-45
Oct. 26	Virginia*	W, 28-21
Nov. 9	at Miami*	L, 27-52
Nov. 16	at NC State*	W, 34-20
Nov. 23	Syracuse*	W, 56-34
Nov. 30	at Kentucky	L, 13-45

Connection

- Mississippi State defensive backs coach Terrell Buckley coached the same position at Louisville in 2014-2015.
- Louisville wide receivers coach Gunter Brewer and Mississippi State defensive line coach Deke Adams coached together at North Carolina in 2012.
- Louisville outside linebackers coach Cort Dennison coached at Oregon in 2018 with Mississippi State wide receiver coach Michael Johnson.
- Louisville linebacker C.J. Avery and Mississippi State Tyre Phillips are from Grenada, Miss.
- Mississippi State defensive tackle Allen Love played in four games as a freshman at Louisville in 2018.

Series Business

- Louisville and Mississippi State will meet for the sixth time when they square off in the Music City Bowl. The Bulldogs own a 3-2 series advantage, including a 31-27 victory over the Cardinals in the 2017 Citrus Bowl.
- The series began in 1973 with an 18-7 loss to Mississippi State.
- Mississippi State defeated the Cardinals in 1975 and 1976, but the Bulldogs got NCAA punishment that required them to forfeit wins for a couple seasons retroactively — turning opponent losses into opponent wins.

MUSIC CITY BOWL NOTES MISSISSIPPI STATE QUICK FACTS

Location: Starkville, Miss.
Founded: 1878
Nickname: Bulldogs
Colors: Maroon and White
Conference: Southeastern Conference
Enrollment: 22,701
Stadium: Davis Wade Stadium at Scott Field (61,337)
President: Dr. Steven Turner
Director of Athletics:
Football SID: Bill Martin
Website: Hailstate.com

Football Information

Offensive Formation: Multiple
Defensive Formation: Multiple
Overall Record: 6-6
Conference Record: 3-5 SEC
Ranking: Not ranked

Coaching Staff

Joe Moorhead (Fordham, 1996)

Assistant Coaches

Tony Hughes	Associate Head Coach/Tight Ends
Terry Richardson	Run Game Coordinator/Running Backs
Deke Adams	Defensive Line
Andrew Breiner	Pass Game Coordinator/Quarterbacks
Terrell Buckley	Cornerbacks
Marcus Johnson	Offensive Line
Michael Johnson	Wide Receivers
Joey Jones	Special Teams Coordinator
Chris Marve	Defensive Run Game Coordinator/Linebackers
Bob Shoop	Defensive Coordinator/Safeties

2019 Results

Aug. 31	at Louisiana	W, 38-28
Sept. 7	Southern Mississippi	W, 38-15
Sept. 14	Kansas State	L, 24-31
Sept. 21	Kentucky	W, 28-13
Sept. 28	at Auburn	L, 23-56
Oct. 12	at Tennessee	L, 10-20
Oct. 19	LSU	L, 13-36
Oct. 26	at Texas A&M	L, 30-49
Nov. 2	at Arkansas	W, 54-24
Nov. 16	Alabama	L, 7-38
Nov. 23	Abilene Christian	W, 45-7
Nov. 28	Mississippi	W, 21-20

Louisville-Mississippi State Series

Date	UL	MS
Oct. 20, 1973 (H)	7	18
Oct. 26, 1974 (A)	7	56
Oct. 25, 1975 (H)	14	28
Sept. 18, 1976 (A)	21	30
Dec. 30, 2017 (N)	27	31

*1975-76 games won by forfeit

2017 CITRUS BOWL MISSISSIPPI STATE

DEC. 30, 2017
ORLANDO, FLA.



	1st	2nd	3rd	4th	F
LOUISVILLE	7	14	3	3	27
MISS. STATE	14	3	0	14	31

Scoring Summary

1st 10:47	MS - Williams 5-yd run (kick)
	6 plays, 56 yards, TOP 2:07
1st 06:35	LOU - Standberry 5-yd pass from Jackson
	9 plays, 51 yards, TOP 4:10
1st 03:11	MS - Thompson 14-yd run (Christmann kick),
	9 plays, 79 yards, TOP 3:19
2nd 10:29	LOU - Jackson 13-yd run (Creque kick)
	5 plays, 74 yards, TOP 1:38
2nd 04:21	MS - Christmann 23-yd field goal
	7 plays, 14 yards, TOP 3:24
2nd 00:19	LOU - Smith, 11-yd pass from Jackson
	3 plays, 88 yards, TOP 0:45
3rd 03:14	LOU - Creque 23-yd field goal
	6 plays, 27 yards, TOP 2:38
4th 13:22	MS - Thompson 2-yd run (Christmann kick)
	4 plays, 22 yards, TOP 0:58
4th 07:38	LOU - Creque 31-yd field goal
	13 plays, 61 yards, TOP 5:44
4th 03:39	MS - Thompson 1-yd run (Christmann kick)
	11 plays, 65 yards, TOP 3:49

Final Statistics	UL	MS
First Downs	20	23
Rushing		
Total	187	277
Attempts	39	55
Avg. Per Rush	4.8	5.0
Rushing TDs	1	4
Passing		
Total (Net)	171	127
Comp.-Att.-Int.	13-31-4	11-20-1
Avg. / Att.	5.5	6.4
Total Offense		
Yards	358	404
Plays	70	75
Avg. / Play	5.1	5.4
Fumbles - Lost	1-0	2-2
Penalties - Yds.	6-42	11-100
Punting		
Punts - Yds.	4-169	4-164
Avg. / Punt	42.2	41.0
Poss. Time	30:21	29:39
3rd. Down Conv.	4 of 16	7 of 15
4th. Down Conversions	3 of 3	1 of 2
Red-Zone: Scores - Chances	5-6	5-5
Sacks: Total - Yds.	2-8	6-42

Rushing: UL: Jackson 24 -158-1; Bonnafon 7-13-0; Williams 5-13-0

MS: Thompson 27-147-3; Williams 12-88-1

Passing: UL: Jackson 13-31-4-171-2; MS: Thompson 11-20-1-127-0

Receiving: UL: Smith 7-107-1; Dawkins 3-38-0; Standberry 2-10-1; MS: Jackson 3-38-0

Statistical Comparison

Louisville (7-5, 5-3 ACC)

Team Statistics	UL	OPP
Points/Game	32.7	33.8
First Downs	20	21.8
Rushing/Game	214.1	210.8
Passing/Game	228.0	235.2
Total Offense/Game	442.1	446.1
Plays/Avg. Per Play	801/6.6	842/6.4
Fumbles-Lost	19-9	18-9
Pen/Yards Per Game	87/60.8	66/43.8
Time of Possession	31:27	28:33
Sacks-Yards	23-158	35-205

Statistical Comparison

Mississippi State (6-6, 3-5 SEC)

Team Statistics	MS	OPP
Points/Game	27.6	28.1
First Downs	21.3	20.1
Rushing/Game	226.9	148.6
Passing/Game	176.0	241.3
Total Offense/Game	402.9	389.9
Plays/Avg. Per Play	782/6.2	755/6.2
Fumbles-Lost	17-11	24-13
Pen/Yards Per Game	70/46.5	57/42.3
Time of Possession	31:55	28:05
Sacks-Yards	22-162	27-158

Louisville Statistical Leaders

Rushing	GP	ATT	GAIN	LOSS	NET	AVG	TD	LG	AVG
Javian Hawkins	12	241	1505	85	1420	5.9	8	66	118.3
Hassan Hall	12	105	545	48	497	4.7	5	58	41.4
Micale Cunningham	11	106	566	165	401	3.8	6	48	36.5

Passing	G	Eff.	C-A-I	Pct	YDS	TD	LG	AVG
Micale Cunningham	11	193.61	96-156-5	61.5	1786	20	90	162.4

Receiving	G	No	Yds	AVG	TD	LG	AVG
Tutu Atwell	12	61	1129	18.5	12	90	94.1
Dez Fitzpatrick	12	33	598	18.1	6	74	49.8
Marshon Ford	12	17	239	14.1	5	48	19.9
Seth Dawkins	12	16	348	21.8	3	77	29.0

Defense	G	U	A	TT	TFL	Sck	INT	PBU
C.J. Avery	12	56	28	84	3.0-4	0-0	0	6
Rodjay Burns	12	49	27	76	9.0-33	2.0-15	1-4	1
Khane Pass	12	52	22	74	3.0-5	0-0	0-0	2

Mississippi State Statistical Leaders

Rushing	GP	ATT	GAIN	LOSS	NET	AVG	TD	LG	AVG
Kylin Hill	12	235	1397	50	1347	5.7	10	62	112.2
Garrett Shrader	10	113	691	104	587	5.2	6	49	58.7
Nick Gibson	10	47	385	6	379	8.1	5	47	37.9

Passing	G	Eff.	C-A-I	Pct	YDS	TD	LG	AVG
Garrett Shrader	10	132.47	88-153-5	57.5	1170	8	47	117.0
Tommy Stevens	8	131.97	80-135-5	59.3	934	9	88	116.8

Receiving	G	No	Yds	AVG	TD	LG	AVG
Dedrick Thomas	12	29	390	13.4	2	42	32.5
Osirus Mitchell	12	27	383	14.2	5	35	31.9
Stephen Guidry	11	24	311	13.0	4	32	28.3

Defense	G	U	A	TT	TFL	Sck	INT	PBU
Erroll Thompson	12	38	46	84	3.5-11	0.5-4	0-0	2
J. Landrews	12	42	30	72	0.5-0	0-0	1-13	6
Brian Cole	12	38	29	67	7.5-28	2.0-17	1-0	2

MUSIC CITY BOWL NOTES

NCAA Team Rankings

Louisville	Category	Mississippi State
36	Total Offense	65
23	Rushing Offense	18
70	Passing Offense	112
90	Team Pass Eff.	78
40	Scoring Offense	75
107	Total Defense	68
115	Rushing Defense	57
T-84	Pass Yards Allowed	92
90	Pass Eff. Def.	91
111	Scoring Defense	68
T-81	Turnover Margin	52
T-39	3rd Down	74
T-21	4th Down	106
74	Red Zone Off.	54
63	Red Zone Def.	38
56	Net Punting	80
21	Punt Returns	112
4	Kickoff Returns	113
85	First Downs Offense	66
85	First Downs Defense	48
T-111	Penalties Per Game	52
34	Time of Possession	26

JAVIAN

HAWKINS

TOP
RUSHER

*in the nation among
freshman with 118.3
yards per game*

TEAM
LEADER

*with 1,420 yards and
8 touchdowns*

Averaging

**5.9
YARDS
PER CARRY**

**RANKS
7TH
NATIONALLY**

in rushing

**SET THE
FRESHMAN
RECORD**

*for rushing in a
season and seven
100-yard games.*

Running back Javian Hawkins continues to re-write the record book after his 233-yard performance versus Syracuse on Nov. 23. The 5-foot-9 running back has totaled 1,420 yards as a redshirt freshman, which breaks Victor Anderson's freshman mark of 1,047 yards, which he totaled in 2008.

Hawkins became only the second freshman to reach the 1,000-yard plateau and is the only freshman in school history to register six 100-yard rushing games in a season — all coming at home. He's only the 16th freshman in college football history to record seven or more 100-yard games in a season.

The 1,420 yards rushing this season in fourth all-time in school history, and needs just 10 yards to move into third.

Hawkins, who scored on a 44-yard run against Syracuse, is tied for fourth with George Stripling (2005) on the freshmen list with eight rushing touchdowns — five behind Anthony Allen, who had 13 in 2006.

The 233 yards versus Syracuse was the first 200-yard rushing game by a Cardinal since Lamar Jackson had 226 against Texas A&M on Dec. 30, 2015. It was the most rushing yards by a Cardinal since Anthony Allen totaled 275 against Middle Tennessee on Sept. 6, 2007. Hawkins' 233 rushing yards were the seventh most all-time in a game in program history.

In the win over Syracuse, Hawkins averaged 10.1 yards per carry, becoming only the third running back to 10+ yards per carry in a game with at least 20 rushing attempts: 10.1 YPC (233 yds, 23 att.) - Javian Hawkins vs. Syracuse, 2019; 10.5 YPC (263 yds, 25 att.) - Calvin Prince vs. Drake, 1976; 10.7 YPC (247 yds, 23 att.) - Lenny Lyles vs. Toledo, 1955

Lamar Jackson averaged 5.89 yards per carry on 163 carries as a freshman, Hawkins is averaging 5.84 yards per carry on 219 carries this year.

With 67 yards against NC State on Nov. 16, Hawkins became the 18th running back and the 16th different player to secure a 1,000-yard season, and the first running back to do so since Bilal Powell rushed for 1,405 yards in 2010. Lamar Jackson was the last player to reach 1,000-yards on the ground when he ran for 1,601 yards in 2017.

Hawkins' seven 100-yard rushing games are tied for third with three other players on the school's 100-yard rushing game list, and needs one more to tie for second with Lamar Jackson.

Hawkins ranks 11th in the nation in rushing yards per game at 116.2 and stands 11th with 1,278 yards.

Big plays have been a huge part of Hawkins' success this season. The redshirt freshman is tied for first in the country with 18 runs of over 20 yards and stands sixth with nine runs of 30 or more yards. Hawkins ranks first in the country with eight runs of over 40 yards.

The redshirt freshman has gone 241 carries without a fumble this season.





BOWL APPEARANCES

2017 TaxSlayer Bowl

Mississippi State 31, Louisville 27
Jacksonville, Fla. • Dec. 30, 2017

2016 Citrus Bowl

LSU 29, Louisville 9
Orlando, Fla. • Dec. 31, 2016

2015 Music City Bowl

Louisville 27, Texas A&M 21
Nashville, Tenn. • Dec. 30, 2015

2014 Belk Bowl

Georgia 37, Louisville 14
Charlotte, N.C. • Dec. 30, 2014

2013 Russell Athletic Bowl

Louisville 36, Miami 9
Orlando, Fla. • Dec. 28, 2013

2013 Sugar Bowl

Louisville 33, Florida 23
New Orleans, La. • Jan. 2, 2013

2011 Belk Bowl

NC State 31, Louisville 24
Charlotte, N.C. • Dec. 27, 2011

2010 Beef 'O'Brady's Bowl

Louisville 31, Southern Mississippi 28
St. Petersburg, Fla. • Dec. 21, 2010

2007 Orange Bowl

Louisville 24, Wake Forest 13
Miami, Fla. • Jan. 2, 2007

2006 Gator Bowl

Virginia Tech 35, Louisville 24
Jacksonville, Fla. • Jan. 2, 2006

2004 Liberty Bowl

Louisville 44, Boise State 40
Memphis, Tenn. • Dec. 31, 2004

2003 GMAC Bowl

Miami (OH) 49, Louisville 28
Mobile, Ala. • Dec. 18, 2003

REMARKABLE TURNAROUND

■ After finishing 2-10 last season, the Cardinals have enjoyed a remarkable turnaround in 2019, posting a 7-5 record, the top improvement among Power 5 teams. The five more wins are the third-most in the nation behind Navy and Central Michigan, which saw a seven-game improvement from a year ago.

■ The Cardinals became only the second school in the ACC to go 0-8 in league play the previous year to improve to 5-3 the following year.

■ Satterfield's 7-5 overall mark is tied for the second-best turnaround in school history. The 1924 team improved from 3-5-1 to 8-0 in 1925, while the 1987 squad finished the year at 3-7-1 to 8-3 in 1988.

■ John L. Smith, whose first year was 1998, owns the best turnaround going 7-5 after a 1-10 season in 1997.

SATTERFIELD'S BOWL HISTORY

■ Satterfield has guided his fourth team to the postseason — one at Louisville and three at Appalachian State. After two seasons of missing out on the postseason, Satterfield guided the Mountaineers to bowl appearances in 2015-17, and again in 2018, but Satterfield had already accepted the Louisville job.

■ Satterfield owns a perfect 3-0 record in bowl appearances as a head coach, defeating Ohio 31-29 in the Raycom Media Camellia Bowl in 2015 and Toledo 31-28 in the same bowl in 2016. The Mountaineers also defeated the Rockets 34-0 in the 2017 Dollar General Bowl.

CARDS EXTEND SCORING STREAK

■ The Cardinals extended their scoring streak to 249 games with 13 points versus Kentucky on Nov. 30.

■ Louisville has not been shut out in 249 games, which marks the 12th-longest scoring streak in the country.

■ The last time the Cardinals were shut out was a 32-0 defeat at Florida State in 2000.

■ The Cardinals own the second-longest streak in the ACC behind Virginia Tech.

LOUISVILLE IN NFL STADIUMS

■ The Cardinals are 28-33 all-time in games played in NFL Stadiums, winning seven of the last 12 contests.

■ Louisville is 3-0 all-time at Nissan Stadium, including a 38-21 win over Western Kentucky on Sept. 14.

■ Louisville defeated Texas A&M 27-21 in the 2015 Music City Bowl, and also won 44-17 over Middle Tennessee in 2006.

SATTERFIELD HONORED AS ACC COACH OF THE YEAR

■ University of Louisville head football coach Scott Satterfield has been selected the 2019 Atlantic Coast Conference Football Coach of the Year. Satterfield, who becomes the first Louisville football coach to earn ACC Coach of the Year honors, led the way in balloting among a select panel of 46 media members and the league's 14 head coaches. Satterfield received 23 votes, followed by Virginia's Bronco Mendenhall with 17 and Clemson's Dabo Swinney with 15.

■ Satterfield is the first coach to earn coach of the year honors since Charlie Strong took home acco-

SCORING STREAKS

1.	Florida	397
2.	Texas Christian	345
3.	Virginia Tech	321
4.	Georgia	317
5.	Nebraska	307
6.	Boise State	290
7.	USC	286
8.	Texas Tech	281
9.	Oklahoma	280
10.	East Carolina	278
11.	Alabama	254
12.	Louisville	249
13.	Houston	248



BOWL APPEARANCES

GMAC Bowl

Marshall 38, Louisville 15
Mobile, Ala. • Dec. 18, 2002

2001 Liberty Bowl

Louisville 28, BYU 10
Memphis, Tenn. • Dec. 31, 2001

2000 Liberty Bowl

Colorado State 22, Louisville 17
Memphis, Tenn. • Dec. 29, 2000

1999 Humanitarian Bowl

Boise State 34, Louisville 31
Miami, Fla. • Dec. 30, 1999

1998 Motor City Bowl

Marshall 48, Louisville 29
Detroit, Mich. • Dec. 23, 1998

1993 Liberty Bowl

Louisville 24, Wake Forest 13
Miami, Fla. • Jan. 2, 2007

1991 Fiesta Bowl

Louisville 34, Alabama 7
Tempe Ariz.. • Jan. 1, 1991

1977 Independence Bowl

Louisiana Tech 24, Louisville 14
Shreveport, La.. • Dec. 17, 1977

1970 Pasadena Bowl

Louisville 24, Long Beach St. 24
Pasadena, Calif. • Dec. 19, 1970

1958 Sun Bowl

Louisville 34, Drake 20
El Paso, Texas • Jan. 1, 1958

lades as the 2012 BIG EAST Coach of the Year.

■ After an impressive six-year run as the head coach at Appalachian State, which included three-straight Sun Belt Conference championships, Satterfield took over a UofL program that went 2-10 overall and 0-8 in the ACC in 2018.

■ Satterfield guided the Cardinals to one of the more impressive turnarounds in league history, becoming only the second school in the ACC to go 0-8 in league play the previous year to improve to 5-3 the following year. The five-game improvement also was the best among Power 5 programs this season.

■ Entering the year, the Cardinals were not only picked to repeat their seventh-place at the 2019 ACC Football Kickoff, they placed 209 points out of sixth place in the media's preseason poll.

■ The Cardinals snapped a nine-game conference losing streak with a 41-39 win over Boston College at Cardinal Stadium on Oct. 5.

■ Competing against one of the nation's most difficult schedules, the Cardinals played three ranked teams this year, including two in the top 10 in No. 9 Notre Dame and No. 3 Clemson.

■ The Cardinals snapped a 10-game losing streak against ranked opponents with a 62-59 win over No. 19 Wake Forest on Oct. 12. It was Louisville's first road win over a ranked opponent since a 38-35 win at West Virginia in 2011.

■ The native of Durham, N.C., revamped the Louisville offense that featured a 1,000-yard rusher and receiver for the third time in school history. Running back Javian Hawkins has rushed for 1,420 yards this season, which ranks second in the league, and wide receiver Tutu Atwell is tops in the conference with 1,129 yards and 12 touchdowns.

■ Finishing near the bottom of the national statistics last season, the Cardinals improved to 38th in the nation in total offense (442.1 ypg.), 24th in rushing offense (214.1 ypg.) and 43rd in scoring (32.7 ppg.). Louisville scored over 30 points six times and rushed for over 300 yards in a pair of contests this season, including 370 in a win over Syracuse on Nov. 23.

■ Satterfield is one of six coaches in NCAA history to win coach of the year honors at one school the previous year and follow it up with a second consecutive award at a different school the following year. Jim McElwain of Florida was the last coach to do it in 2014 and 2015.

LOUISVILLE COACHES OF THE YEAR

1965, Frank Camp, MVC

1970, Lee Corso, MVC

2000, John L. Smith, C-USA

2001, John L. Smith, C-USA

2004, Bobby Petrino, C-USA

2010, Charlie Strong, Big East

2012, Charlie Strong, Big East

2019, Scott Satterfield, ACC

SATTERFIELD NAMED SEMIFINALIST FOR COACH OF THE YEAR

■ Head coach Scott Satterfield was one of 22 semifinalists for the annual George Munger Collegiate Coach of the Year Award, announced by the Maxwell Football Club.

■ Taking over a team that went 2-10 last season, Satterfield has led Louisville to a 7-5 record this year, which is currently the top turnaround among Power 5 teams heading into the Music Bowl appearance against Mississippi State.

■ After going 0-8 in the Atlantic Coast Conference a year ago, Satterfield has guided the Cardinals to an impressive 5-3 record to finish second place in the Atlantic Division. The Cardinals were only the second team

MUSIC CITY BOWL NOTES

NCAA Team Rankings			Louisville Cardinals (7-5, 5-3)			Mississippi State (6-6, 3-5)		
Category	UL	MS	Category	UL	Opp	Category	UL	Opp
Points/Game	40	75	Points/Game	32.7	33.8	Points/Game	27.6	28.1
Points Allowed/Game	111	68	Points Allowed/Game	33.8	32.7	Points Allowed/Game	28.1	27.6
1st Downs/Game	85	66	1st Downs/Game	20.0	21.8	1st Downs/Game	21.3	20.1
1st Downs Allowed/Game	85	48	1st Downs Allowed/Game	21.8	20.0	1st Downs Allowed/Game	20.1	21.3
Rush Yards/Game	23	18	Rush Yards/Game	214.1	210.8	Rush Yards/Game	226.9	148.6
Rush Yards Allowed/Game	115	57	Rush Yards Allowed/Game	210.8	214.1	Rush Yards Allowed/Game	148.6	226.9
Pass Yards/Game	70	112	Pass Yards/Game	228.0	235.0	Pass Yards/Game	176.0	241.3
Pass Yards Allowed/Game	T-84	92	Pass Yards Allowed/Game	235.0	228.0	Pass Yards Allowed/Game	241.3	176.0
Total Offense/Game	36	65	Total Offense/Game	442.1	446.1	Total Offense/Game	402.9	389.9
Total Offense Allowed/Game	107	68	Total Offense Allowed/Game	446.1	442.1	Total Offense Allowed/Game	389.9	402.9
INT Thrown/INT Made	55/97	70/55	INT Thrown/INT Made	9/7	7/9	INT Thrown/INT Made	51/88	37/88
Turnover Margin	81	52	Turnover Margin	-2	+2	Turnover Margin	+3	-3
Sacks By/Game	79	83	Sacks By/Game	1.92	2.92	Sacks By/Game	1.83	2.25
Sacks Allowed/Game	113	78	Sacks Allowed/Game	2.92	1.92	Sacks Allowed/Game	2.25	1.83
3rd Down Offense	37	74	3rd Down Offense	43%	38%	3rd Down Offense	39%	37%
3rd Down Defense	55	49	3rd Down Defense	38%	43%	3rd Down Defense	37%	39%
Red Zone Offense	73	54	Red Zone Offense	82%	83%	Red Zone Offense	85%	79%
Red Zone Defense	84	38	Red Zone Defense	83%	82%	Red Zone Defense	79%	85%
Kickoff Return	4	113	Kickoff Return	28.0	22.3	Kickoff Return	17.5	19.5
Punt Return	21	112	Punt Return	12.5	4.9	Punt Return	4.4	9.4

in league history to go from 0-8 to 5-3 the following season.

■ Competing against one of the nation's most difficult schedules, the Cardinals have played three ranked teams this year, including two in the top 10 in No. 9 Notre Dame and No. 3 Clemson.

■ The Cardinals snapped a 10-game losing streak against ranked opponents, with a 62-59 win over No. 19 Wake Forest on Oct. 12. It was the first road win over a ranked opponent since a 38-35 win at West Virginia in 2011.

CARDS MAKE ANOTHER TRIP TO NASHVILLE

■ The Cardinals will hit the road, traveling up the road to Nashville for the second time this season. Louisville defeated Western Kentucky 38-21 on Sept. 14.

■ The Cardinals have played a game in Nashville on four other occasions, going 3-0-1 in those contests.

■ The Cardinals also defeated Middle Tennessee 44-17 in 2006 and tied Vanderbilt 0-0 in 1971.

Cardinals in Nashville

Sept. 14, 2019	Louisville 38, Western Kentucky 21
Dec. 30, 2015	Louisville 27, Texas A&M 21
Oct. 6, 2006	Louisville 44, Middle Tennessee 17
Sept. 18, 1971	Louisville 0, Vanderbilt 0

HISTORY LESSON

■ The 2019 season marks the 101st season of intercollegiate football at Louisville. It is the 74th-consecutive year in which Louisville has competed on the gridiron. The University did not field a team in either 1917-20 and 1943-45. The Cardinals own an all-time record of 519-418-17.

THE ATLANTIC COAST CONFERENCE

■ The Cardinals finished their sixth season in the Atlantic Coast Conference after joining the league for the start of the 2014 season.

■ Louisville owns an all-time mark of 21-19, with a mark of 7-1 in 2016 being the high-water mark.

BOWL ELIGIBILITY

■ The Cardinals are bowl-eligible for the 19th time in the last 23 years. The Cardinals weren't selected to participate in a bowl game following a 6-6 season in 2007.

■ The Cardinals failed to qualify for the postseason in 2007-2009, and in 2018.

SENIOR SALUTE

■ Louisville recognized 27 seniors during their Senior Day ceremonies on Nov. 23 including: Cornelius Sturghill, Thomas Jackson, T.J. Holl, T.J. McCoy, Thomas Nauert, Ean Pfeifer, Gary McCrae, P.J. Mbanasor, Devante Peete, Ty Tyler, Mason King, Khane Pass, Damien Smith, Blanton Creque, Brendan Lowery, Boosie Whitlow, Jean-Luc Childs, Amonte Caban, Tyler Haycraft, Ronald Rudd, Luke Massad, Emonee Spence, Jordan Davis, G.G. Robinson, Seth Dawkins, Quen Head, Hunter Crowe.

■ The senior class owns a mark of 25-23 during their four seasons.

LOUISVILLE'S 2019 OPENING DRIVES

OPPONENT	START	PLAYS	YARDS	RESULT
Notre Dame	L12	12	88	TD
Eastern Kentucky	L21	2	79	TD
Western Kentucky	L18	3	-3	Punt
Florida State	L29	3	3	Punt
Boston College	L20	6	80	TD
Wake Forest	L20	4	34	Punt
Clemson	L25	7	34	Interception
Virginia	L20	12	40	Downs
Miami	L25	5	27	Punt
NC State	L20	7	27	Punt
Syracuse	L23	10	77	TD
Kentucky	L25	9	75	TD

MUSIC CITY BOWL NOTES

CAREER GAMES PLAYED

Player	'19	'18	'17	'16	'15	'14	Tot
Yasir Abdullah	11	11	-	-	-	-	22
Tutu Atwell	11	12	-	-	-	-	23
C.J. Avery	11	9	13	-	-	-	33
Mekhi Becton	10	12	12	-	-	-	34
Robbie Bell	11	1	13	-	-	-	25
Cole Bentley	9	12	7	-	-	-	28
P.J. Blue	0	12	-	-	-	-	12
Adonis Boone	11	11	-	-	-	-	22
Renato Brown	4	-	-	-	-	-	4
Maurice Burkley	9	12	-	-	-	-	21
Rodjay Burns	11	11	-	-	-	-	22
Amonte Caban	11	12	10	13	-	-	46
Caleb Chandler	11	6	2	-	-	-	19
Marlon Character	11	12	-	-	-	-	23
Jean-Luc Childs	11	-	-	-	-	-	11
Malik Clark	11	9	-	-	-	-	20
Evan Conley	6	-	-	-	-	-	6
Blanton Creque	8	12	13	12	-	-	45
Hunter Crowe	1	0	-	-	-	-	1
Malik Cunningham	10	10	-	-	-	-	20
Jordan Davis	9	10	11	-	-	-	30
Seth Dawkins	11	10	12	12	-	-	45
Derek Dorsey	11	12	11	-	-	-	34
Zach Edwards	4	-	-	-	-	-	4
Dorian Etheridge	11	10	13	-	-	-	34
Jack Fagot	11	7	-	-	-	-	18
Dez Fitzpatrick	11	12	13	-	-	-	36
Marshon Ford	11	4	-	-	-	-	15
Thurman Geathers	11	-	-	-	-	-	11
Jared Goldwire	11	10	-	-	-	-	21
Hassan Hall	11	12	-	-	-	-	23
Mitch Hall	11	8	13	-	-	-	32
Javian Hawkins	11	4	-	-	-	-	15
Tyler Haycraft	11	12	10	6	-	-	39
Quen Head	8	12	-	-	-	-	20
Isaiah Hayes	8	5	-	11	-	-	24
Robert Hicks	11	9	-	-	-	-	20
T.J. Holl	8	12	4	10	12	-	46
Thomas Jackson	6	11	3	13	5	-	38
Anthony Johnson	11	11	-	-	-	-	22
Josh Johnson	3	0	10	-	-	-	13
Chandler Jones	11	11	-	-	-	-	22
Mason King	11	11	13	13	-	-	48
Tobias Little	4	0	9	-	-	-	13
Brendan Lowery	1	6	1	-	-	-	7
Justin Marshall	11	9	-	-	-	-	20
Isaac Martin	11	0	-	-	-	-	11
P.J. Mbanasor	7	12	0	0	10	-	29
T.J. McCoy	10	4	9	7	-	-	30
Gary McCrae	11	2	8	2	-	-	23
Thomas Nauert	1	-	-	-	-	-	1
Nick Okeke	10	11	6	-	-	-	27
Khane Pass	11	12	13	12	-	-	48
Devante Peete	11	11	-	13	-	-	35
Tabarius Peterson	11	12	13	-	-	-	36
Telly Plummer	0	9	-	-	-	-	9
Ramon Puryear	3	-	-	-	-	-	3
Aidan Robbins	1	-	-	-	-	-	1
G.G. Robinson	11	11	13	10	-	-	45
Damien Smith	11	2	10	8	-	-	31
Emonee Spence	0	2	3	-	7	-	12
Cornelius Sturghill	12	4	-	7	-	-	31
Taylor-Yamonoha	0	1	1	-	-	-	2
Caleb Tillman	0	0	3	-	-	-	3
Trenell Troutman	11	9	-	-	-	-	20
Ty Tyler	9	13	12	11	-	-	45
Keion Wakefield	11	10	-	-	-	-	21
Boosie Whitlow	11	7	-	-	-	-	18
Russ Yeast	11	11	12	-	-	-	34

MILESTONES TO REACH

- Running back **Javian Hawkins** has rushed for 1,420 yards, which ranks fourth in school history on the season rushing list..He needs just 10 yards to move into third and 152 yards to move up to second place. He needs 170 yards to move into second in the ACC for rushing yards by a freshman.
- With 241 rushes, Hawkins is tied for ninth for rushing attempts in a season. Nine short of eighth; 14 short of seventh; 18 short of sixth; 19 short of fifth.
- Hawkins needs one 100-yard rushing game to tie for third for the most 100-yard games in a season.
- QB **Micale Cunningham** has rushed for 401 yards, which is the sixth-most yards rushing by a quarterback in a single season. He needs four yards to move into fifth and is 97 yards short of surpassing his 2018 total of 497 yards, which ranks fourth.
- Cunningham needs one more touchdown to move into a tie for ninth (Dave Ragone, 162) on the school's single-season list for points responsible and two more to tie for eighth (Teddy Bridgewater, 168).
- Cunningham needs three more touchdown passes to tie for 10th on the school's single-season passing list.
- WR **Tutu Atwell** ranks seventh for receiving yards with 1,129 yards this season. He needs 30 yards to move into sixth place; 36 for fifth; 59 for fourth; and 80 to move all the way up to third. Harry Douglas holds the single-season record with 1,265 yards — Atwell is 136 yards short.
- Atwell needs six receptions to move into a tie for 10th on the school's single-season list.
- Atwell is tied for fourth with six 100-yard receiving games this season and needs one more to tie the school record for 100-yard games in a year (Deion Branch, Arnold Jackson and Mark Clayton). He could also move into ninth with nine career 100-yard receiving games.
- Atwell needs one touchdown reception to break the school's season record for receiving touchdowns in a season with 13. DeVante Parker (2013) and Ibn Green (1998) currently hold the school record.
- Atwell needs one touchdown to give him a touchdown reception in sixth-straight games, which would be for second all-time with Deion Branch (2000-01) and Ronnie Ghent (2001-02).
- KR Hassan Hall has 728 kickoff return yards, which ranks 10th all-time for yards in a season. He needs just nine yards to move into ninth and is just 24 from eighth. Hall is 90 yards away from his 2018 total that currently is the sixth-best total in school history.
- Hall has 1,546 career kickoff return yards and is 148 yards away from moving up to fifth on the career kickoff return list.
- WR **Dez Fitzpatrick**, who has 18 touchdowns, needs one more receiving touchdown to move into a tie for fifth place on the career list for receiving touchdowns with 19.

BECTON TO ENTER NFL DRAFT; SKIPS MUSIC CITY BOWL

- University of Louisville offensive tackle Mekhi Becton has decided to forgo his senior season and enter the NFL Draft. He has elected to not play against Mississippi State in the Music City Bowl on Dec. 30.
- Becton, a 6-foot-8, 370-pound junior from Highland Springs, Va., has started 33 games at offensive tackle for the Cardinals and was named ACC Offensive Lineman of the Week on Oct. 7 after his performance in the 41-39 victory over Boston College. He graded out better than 80 percent in eight games and registered over 60 knockdown blocks to help the Cardinals finish the regular season at 7-5 and 5-3 in the ACC -- a turnaround of five games from a year ago.
- Becton has been a dominating force in Louisville's resurgent offense. The Cardinals finished the regular season having one of the nation's top offenses in 2019. He has paved the way for Javian Hawkins to rush for 1,420 yards, the school's first 1,000-yard season by a running back since Bilal Powell in 2014 and the third-best total by a freshman in league history.
- The Cardinals rushed for over 200 yards in eight of 12 games, including a pair of 300-yard contests.
- The third-year junior leads a Louisville offense that ranks third in the ACC in rushing (214.2), fifth in total offense (442.1) and fourth in scoring offense (32.7).

FOUR EARN ALL-ACC HONORS

- The University of Louisville landed four players on the 2019 All-ACC football team.
- Sophomore wide receiver Tutu Atwell and junior offensive tackle Mekhi Becton were first-team honorees, while sophomore running back/kick returner Hassan Hall earned two accolades -- second team all-purpose and third-team specialist. Redshirt freshman running back Javian Hawkins was a second-team selection.
- Atwell accomplished an outstanding sophomore season, leading the Cardinals with 61 receptions for 1,129 yards, which is the seventh-best total in school history, and tied a school record with 12 touchdowns.
- The 5-foot-9 wide out became the school's first 1,000-yard receiver since Harry Douglas totaled 1,159 yards in 2007.

SITUATIONAL RECORDS

	2019	Satt
Overall	7-5	7-5
vs. ACC Conference	5-3	5-3
vs. Non-Conference	2-2	2-2
at Home	4-2	4-2
in Away Games	2-3	2-3
at Neutral Sites	1-0	1-0
Day Games	4-4	4-4
Night Games (6 p.m. start)	3-1	3-1
Grass	2-2	2-2
FieldTurf	5-3	5-3
vs. Top 25 teams	1-2	1-2
vs. Top 10 teams	0-2	0-2
vs. Top 5 teams	0-1	0-1
vs. Top-Ranked Teams	0-0	0-0
September	2-2	2-2
October	3-1	3-1
November	2-2	2-2
December	0-0	0-0
January	0-0	0-0
Leading at Halftime	6-0	6-0
Trailing at Halftime	1-5	1-5
Tied at Halftime	0-0	0-0
Scoring First	6-1	6-1
Opponent Scoring First	1-4	1-4
Score <20 Points	0-3	0-3
Score 20+ Points	7-2	7-2
Score 30+ Points	6-0	6-0
Score 40+ Points	4-0	4-0
Opponent Score <20 Points	1-0	1-0
Opponent Score 20+ Points	7-5	7-5
Opponent Score 30+ Points	3-5	3-5
Opponent Score 40+ Points	1-3	1-3
Gain <20 First Downs	2-4	2-4
Gain 20+ First Downs	5-1	5-1
Opp. Gain <20 First Downs	3-2	3-2
Opp. Gain 20+ First Downs	4-3	4-3
More Rushing Yards	4-1	4-1
Fewer Rushing Yards	3-4	3-4
Rush for <100 Yards	1-0	1-0
Rush for 100+ Yards	6-5	6-5
Opp. Rush for <100 Yards	2-0	2-0
Opp. Rush for 100+ Yards	5-5	5-5
More Passing Yards	3-2	3-2
Fewer Passing Yards	4-3	4-3
Opp. More Passing Yards	4-3	4-3
Opp. Fewer Passing Yards	3-1	3-1
Pass for <300 Yards	6-4	6-4
Pass for 300+ Yards	1-1	1-1
Opp. Pass for <300 Yards	4-4	4-4
Opp. Pass for 300+ Yards	2-1	2-1
More Total Yards	5-2	5-2
Fewer Total Yards	2-3	2-3
Gain <300 Total Yards	0-1	0-1
Gain 300+ Total Yards	7-4	7-4
Commit Zero TO	3-0	3-0
Win Turnover Battle	5-0	5-0
Equal Turnovers	1-1	1-1
Lose TO Battle	1-4	1-4
Commit <6 Penalties	3-1	3-1
Commit 6+ Penalties	4-4	4-4
Trail Time of Possession	3-1	3-1
Lead Time of Possession	4-4	4-4
3rd Down% <25	0-0	0-0
3rd Down% 25-49	4-5	4-5
3rd% 50+	3-0	3-0
Opp. 3rd Down% <25	0-0	0-0
Opp. 3rd Down% 25-49	7-4	7-4
Opp. 3rd% 50+	0-1	0-1

MUSIC CITY BOWL NOTES

■ A native of Miami, Fla., Atwell led the ACC in receiving yards and touchdowns, while posting six 100-yard receiving games. He closed the season with a touchdown reception in five-straight games.

■ The winner of the 2019 Jacobs Blocking Trophy, Becton becomes the first offensive lineman in school history to be named first team All-ACC, and is the first lineman to earn first team accolades since Jamon Brown was named first team in the American Athletic Conference in 2014.

■ Becton, a 6-foot-8, 370-pound junior from Highland Springs, Virginia, has started 33 games at offensive tackle for the Cardinals and was named ACC "Offensive Lineman of the Week" on Oct. 7 after his performance in the 41-39 victory over Boston College. He graded out better than 80 percent in eight games and registered over 60 knockdown blocks to help the Cardinals finish the regular season at 7-5 and 5-3 in the ACC -- a turnaround of five games from a year ago.

■ Hall, an Atlanta native, accounted for 1,276 all-purpose yards as a running back and one of the nation's most explosive kick returners. The sophomore stands sixth in school history with 1,546 career kickoff return yards in only two seasons.

■ Averaging 106.3 all-purpose yards per game, Hall ranks fourth in the country and third in the ACC with a 31.7 return average and was one of only three kick returners in the league to return one for a touchdown. He returned a kickoff 100-yards on Oct. 12 in a 62-59 win over Wake Forest.

■ The sophomore recorded 728 kick return yards, which ranked fourth in the league and seventh nationally. As a running back, Hall was the team's second-leading rusher with 497 yards and five touchdowns.

■ Rushing for a UofL freshman record of 1,420 yards and eight touchdowns, Hawkins averaged 118.3 yards per game. His 1,420 yards rushing ranks fourth on the school's single-season list and stands third in league history among freshmen. He became the first 1,000-yard rusher since Lamar Jackson's 2017 season, but was the first running back at UofL to accomplish the feat since Bilal Powell ran for 1,405 yards in 2010.

ATWELL EARNS ALL-AMERICAN ACCOLADES

■ Wide receiver **Tutu Atwell** was named a Pro Football Focus First Team All-American.

■ Atwell, who was named first team All-Atlantic Coast Conference, put together a record-breaking sophomore campaign, leading the Cardinals with 61 receptions for 1,129 yards, which is the seventh-best total in school history, and tied a school record with 12 touchdowns.

■ The 5-foot-9 wide out became the school's first 1,000-yard receiver since Harry Douglas totaled 1,159 yards in 2007.

■ A native of Miami, Fla., Atwell led the ACC in receiving yards and touchdowns, while posting six 100-yard receiving games. He closed the season with a touchdown reception in five-straight games.

■ A former Dade County Player of the Year, Atwell registered his best game in a win over Western Kentucky on Sept. 14. Atwell caught five passes for 145 yards and three scores in a 38-21 win over the Hilltoppers.

■ One of the most explosive receivers in college football, Atwell led the country with five receptions of 60+ yards, four of 70, two of 80, and one of 90 this year to post an 18.5 yards per catch average, which ranked 29th nationally.

■ Atwell is the Cardinals' first first-team All-American since quarterback Lamar Jackson swept numerous first team accolades during the 2016 season.

HAWKINS NAMED A FRESHMAN ALL-AMERICAN; BECTON NAMED SECOND TEAM

■ Running back **Javian Hawkins** and offensive tackle **Mekhi Becton** were honored as All-Americans. Hawkins was named a first team Freshman All-American by The Athletic, and Becton was a second team selection by Sports Illustrated.

■ A 5-foot-9 redshirt freshman, Hawkins broke numerous records in his first full season with the Cardinals. Rushing for a UofL freshman record of 1,420 yards and eight touchdowns, Hawkins averaged 118.3 yards per game, which ranks seventh nationally heading into the Music City Bowl against Mississippi State. His 1,420 yards rushing ranks fourth on the school's single-season list and stands third in league history among freshmen.

■ He became the first 1,000-yard rusher since Lamar Jackson's 2017 season, but was the first running back at UofL to accomplish the feat since Bilal Powell ran for 1,405 yards in 2010.

■ After 12 games, Hawkins ranks seventh in the country in rushing yards and first among freshmen nationally. The 5-foot-9 running back is second in the league in rushing yards, just 265 behind Boston College's A.J. Dillon, who has rushed for 1,685 yards.

■ A native of Titusville, Fla., Hawkins registered seven 100-yards rushing games, including a career best 233 yards in a win over Syracuse on Nov. 23. It was the most rushing yards by a Cardinal since Anthony Allen rushed for 275 against Middle Tennessee on Sept. 6, 2007 and the seventh-most in program history.

■ The winner of the 2019 Jacobs Blocking Trophy, Becton is the first UofL offensive lineman to earn

MUSIC CITY BOWL

Louisville 27, Texas A&M 21

Wednesday, Dec. 30 • Nissan Stadium • Nashville, Tenn.

Attendance: 50,478 • TV: ESPN

NASHVILLE, Tenn. (AP) - Lamar Jackson ran for a career-high and Music City Bowl-record 226 yards and two touchdowns and threw for two more scores to help Louisville beat Texas A&M 27-21.

The freshman, making his first start since Oct. 30, finished with a bowl-record 453 total yards, and set the Louisville career rushing mark before the end of the first quarter in giving the Cardinals a 20-7 lead they never lost. Jackson ran for 126 yards in the first 15 minutes, including a 61-yard scoring run.

Josh Hubenak started after both Kyle Allen and Kyler Murray transferred this month. Hubenak shook off five sacks and two turnovers to throw for 307 yards, including a 29-yard touchdown pass to Christian Kirk with 4:54 left that pulled the Aggies to 27-21.

Louisville linebacker Devonte Fields had three sacks, and Louisville safety Josh Harvey-Clemons stripped Hubenak him of the ball and intercepted a pass both in the third quarter.

Jackson set a bowl rushing record, topping the 187 yards Marion Barber of Minnesota ran for in 2004. He also set the total offense mark of 424 set by Mike Glennon of North Carolina state in 2012 as he threw for 227 yards.

Louisville	20	0	7	0	27
Texas A&M	7	7	0	7	21

SCORING SUMMARY

LOU	1st	11:56	Jackson 6-yd run (Wallace kick), 5-80, 1:51	7-0
LOU	1st	5:22	Crum 2-yd pass from Jackson (Wallace kick failed), 4-21, 1:19	13-0
TAMU	1st	2:25	Carson 9-yd run (Bertolet kick), 8-70, 2:50	13-7
LOU	1st	1:14	Jackson 61-yd run (Wallace kick), 3-82, 1:07	20-7
TAMU	2nd	1:51	Seals-Jones 4-yd pass from Hubenak (Bertolet kick), 8-97, 3:54	20-14
LOU	3rd	3:01	Towbridge 17-yd pass from Jackson (Wallace kick), 7-73, 2:54	27-14
TAMU	4th	4:54	Kirk 29-yd pass from Hubenak (Bertolet kick), 8-86, 2:11	27-21

TEAM STATISTICS

	TAMU	LOU
FIRST DOWNS	25	21
NET YARDS RUSHING	138	307
Rushing Attempts	39	46
Average Per Rush	3.5	6.7
NET YARDS PASSING	307	227
Completions-Attempts-Int	28-48-1	12-26-0
TOTAL OFFENSE YARDS	445	534
Total offense plays	87	72
Average Gain Per Play	5.1	7.4
Fumbles: Number-Lost	1-1	2-0
Penalties: Number-Yards	9-85	10-90

INDIVIDUAL STATISTICS

Rushing: LOU: Jackson 22-226-2; Radcliff 11-47-0; Scott 5-27-0; Bonnafon 6-9-0; TAMU: Carson 20-106-1; Etwi 2-9-0; Hubenak 11-7-0.

Passing: LOU: Jackson 12-26-0-227-2; UK: Hubenak 28-48-1-307-2.

Receiving: LOU: Quick 4-73-0; Hikutini 3-103-0, Ja. Smith 2-4-0; Staples 1-28-0; Towbridge 1-17-1; Crum 1-2-1; TAMU: Reynolds 11-177-0; Kirk 10-84-1

MUSIC CITY BOWL NOTES

All-American accolades since Kurt Quarterman was a third-team selection in 2006.

■ Becton was the first offensive lineman in school history to be named first team All-ACC, and is the first lineman to earn first team accolades since Jamon Brown was named first team in the American Athletic Conference in 2014.

■ A 6-foot-8, 370-pound junior from Highland Springs, Virginia, Becton has started 33 games at offensive tackle for the Cardinals and was named ACC "Offensive Lineman of the Week" on Oct. 7 after his performance in the 41-39 victory over Boston College. He graded out better than 80 percent in eight games and registered over 60 knockdown blocks to help the Cardinals finish the regular season at 7-5 and 5-3 in the ACC -- a turnaround of five games from a year ago.

COMMON OPPONENT

■ The Cardinals and Bulldogs have one common opponent this season in Kentucky. The Cardinals closed the season with a 45-13 loss to the Wildcats, while the Bulldogs defeated UK 28-13 in Starkville on Sept. 21.

SATTERFIELD ON OPENING DRIVES

■ One common theme of a Scott Satterfield-led offense has been a fast start, and that has held true for Satterfield's tenure in the Derby City. Louisville has scored touchdowns in five games this season on opening drives, and drove into the opposition's territory on two other occasions.

■ After Notre Dame opened the season with a touchdown drive, the Cardinals responded with a 12-play, 88-yard drive that resulted in a touchdown run by quarterback **Jawon Pass**.

■ Louisville got on the board first and quickly versus Eastern Kentucky when the Cardinals scored on their second play from scrimmage — a 50-yard pass to **Tutu Atwell** from Pass.

■ The Cardinals went 80 yards in six plays on their opening drive in the 41-39 win over Boston College on Oct. 5. After forcing a turnover on the opening drive, the Cardinals scored first on a three-yard run by **Micale Cunningham**.

■ The Cardinals scored on the opening drive for the first time in four games against Syracuse when Micale Cunningham connected with **Marshon Ford** to conclude a 10-play, 77-yard drive.

■ In the loss to Kentucky, the Cardinals took the opening kickoff and marched 75 yards to score a touchdown on the first drive.

MAKING THE GRADE

■ Head coach Scott Satterfield has stressed the importance of academics, and his attention has paid off with tremendous success.

■ The Cardinals achieved an outstanding 2.85 grade-point average for the 2019 spring semester, with 49 student-athletes earning a 3.0 or better GPA. One student-athlete achieved a perfect 4.0 GPA.

■ Louisville received an NCAA Public Recognition Award for a perfect 1,000 Academic Progress Rate score for the 2017-18 season, the second one in school history.

■ The Cardinals had 23 graduates for the year, including 13 going through the graduation ceremony in the summer.

■ The Cardinals have 31 players will take the field with their degrees in hand.

EVERYONE WHO TOUCHED IT SCORED

■ The Cardinals' offense was clicking on all cylinders in the win over Syracuse on Nov. 23, scoring eight touchdowns, rushing for a season high 270 yards and recording 608 yards of total offense — the second-best total all season.

■ The Cardinals had four players who had rushing attempts, three of which scored. Through the air, Louisville completed passes to only five different receivers, and four of them scored.

■ Cunningham accounted for six of those touchdowns, which was tied for fourth in school history. He connected on touchdown passes to **Tutu Atwell**, **Marshon Ford**, **Seth Dawkins** and **Jordan Davis**.

■ On the ground, Cunningham, **Hassan Hall** and **Javian Hawkins** each scored rushing touchdowns.

■ The Cardinals, who only ran 61 total plays scored a touchdown every 7.6 times they touched the football.

BOWL RESULTS

2017	TaxSlayer	Miss. State 31, Louisville 27
2016	Citrus Bowl	LSU 29, Louisville 9
2015	Music City Bowl	Louisville 27, Texas A&M 21
2014	Belk Bowl	Georgia 37, Louisville 14
2013	Russell Athletic	Louisville 36, Miami 9
2013	Sugar Bowl	Louisville 33, Florida 23
2011	Belk Bowl	NC State 31, Louisville 24
2010	Beef 'O' Brady's	Louisville 31, S. Mis 28
2006	Orange Bowl	Louisville 24, Wake 13
2005	Gator Bowl	VT 35, Louisville 24
2004	Liberty Bowl	Louisville 44, Boise St. 40
2003	GMAC Bowl	Miami (OH) 49, Louisville 28
2002	GMAC Bowl	Marshall 38, Louisville 15
2001	Liberty Bowl	Louisville 28, BYU 10
2000	Liberty Bowl	Colorado St.22, Louisville 17
1999	Humanitarian	Boise State 34, Louisville 31
1998	Motor City Bowl	Marshall 48, Louisville 29
1993	Liberty Bowl	Louisville 18, Michigan St. 7
1991	Fiesta Bowl	Louisville 34, Alabama 7
1977	Independence	La. Tech 24, Louisville 14
1970	Pasadena Bowl	Louisville 24, Long Beach 24
1958	Sun Bowl	Louisville 34, Drake 20

RECORD IN BOWL GAMES

Beef 'O' Brady's	1-0
Belk	0-2
Citrus	0-1
Fiesta	1-0
Gator	0-2
GMAC	0-2
Humanitarian	0-1
Independence	0-1
Liberty	3-1
Motor City	0-1
Music City	1-0
Orange	1-0
Pasadena	0-0-1
Russell Athletic	1-0
Sugar	1-0
Sun	1-0

RAIN IS NO PROBLEM

■ The Cardinals are on a recent run of rain games, having played in five consecutive contests where rain became an issue. Louisville is 3-2 in those games, and the rain hasn't affected the effectiveness of the offense.

■ The offense didn't stall due to the weather, scoring an average of 31.6 points per game and totaling more than 27 points in four of five games. The Cardinals averaged 421.6 yards per game, 210.2 yards coming on the ground.

■ Individually, running back **Javian Hawkins** averaged 133.8 yards per game, rushing for 669 yards and four touchdowns over the five games. Wide receiver **Tutu Atwell** also performed well, catching 26 passes for 583 yards and six touchdowns, while averaging 22.4 yards a reception.

DAWKINS MAKING PLAYS

■ Senior **Seth Dawkins** may have only caught 16 passes this season, but the native of Columbus, Ohio has made a number of big plays. The wideout has caught 16 passes for 348 yards and three scores and is averaging a team high 21.8 yards per catch. He owns three pass receptions of over 50 yards, including a pair of touchdowns.

■ On Senior Day, Dawkins caught one pass for 29 yards, but it was a big one — a 29-yard touchdown to put the Cardinals ahead 14-3 in the first quarter.

■ He scored from 55 yards out against Wake Forest, and had a 59-yard score against Boston College on Oct. 5. He also had a career long 77-yard catch that didn't result in a touchdown versus the Eagles, as well.

■ Dawkins has 94 career catches for 1,510 yards and eight scores, while averaging 16.1 yards a reception over his four seasons.

■ The Columbus, Ohio, native needs six receptions to become the 24th player with 100 career receptions.

PFEIFER GETS IN THE STAT COLUMN; AGAIN

■ Graduate transfer **Ean Pfeifer** got his name in the stat book officially for the first time with his first career reception against Miami, and did it again on Nov. 16 versus NC State. The former Vanderbilt offensive lineman, who has played in all 12 games this year at tight end, has caught two passes and both have resulted in touchdowns. He has caught two passes for seven yards and two scores.

■ Pfeifer made his first career reception a memorable one with a six-yard touchdown pass from quarterback **Micale Cunningham** in the second quarter in the loss to Miami on Nov. 9. He put the Cardinals up 27-10 in the third quarter versus NC State with a one-yard scoring reception.

■ The Bentonville, Ark. product played two seasons at Vanderbilt before leaving as a graduate transfer, playing in 19 career games. He contributed in eight games at offensive guard and on special team conversion units in 2017 and also earned starts at left guard in early-season victories over Middle Tennessee, Alabama A&M and Kansas State and kept the assignment for the next two games.

CHALIFOUX TO FORD A FIRST IN SCHOOL HISTORY

■ Scott Satterfield, who has brought an aggressive style of football to the Derby City, proved that he's willing to pull out all the stops versus NC State on Nov. 16. With the Cardinals setting up for a field goal in the fourth quarter, Satterfield iced the game when he called a fake field goal.

■ Reserve kicker **Ryan Chalifoux**, who was replacing Blanton Creque, threw a touchdown pass to tight end **Marshon Ford** in the fourth quarter. It was the first touchdown pass by a non-quarterback since Reggie Bonnafon threw one as a running back against Virginia on Nov. 14, 2015.

■ Chalifoux is the first Louisville kicker or punter to throw a touchdown since records were available in 1951.

CUNNINGHAM EXCELS THROUGH THE AIR

■ The coaching staff has seen the development of a number of players on the roster, but the obvious one has been the improvement of **Micale Cunningham** as a passer. The redshirt sophomore has thrown for a career best 1,786 yards and 20 touchdowns, posting a 6-4 record as the starter.

■ Cunningham missed the first game versus Notre Dame with a lower leg injury and threw just one pass for 24 yards in the second game versus Eastern Kentucky. As the starter, Cunningham completed 95-of-155 passes for 1,762 yards and those 20 touchdowns, completing 61.3 percent of his throws.

■ The native of Montgomery, Ala., threw a touchdown pass in nine of his 10 starts, with the only game being Clemson, where he threw for a season-low 63 yards. He tossed multiple touchdown passes in six games, including a career high five scores in a win over Syracuse on Nov. 23.

Start Chart

Offensive Players

Player	'15	'16	'17	'18	'19	Tot
Mekhi Becton	-	-	10	12	11	33
Seth Dawkins	-	2	10	6	10	30
Caleb Chandler	-	-	-	3	11	14
Robbie Bell	-	-	13	0	12	25
Dez Fitzpatrick	-	-	7	6	11	24
Cole Bentley	-	-	3	12	6	21
T.J. McCoy	-	4	9	0	6	19
Malik Cunningham	-	-	-	3	10	13
Tyler Haycraft	-	0	0	0	12	12
Jawon Pass	-	-	0	9	2	11
Tutu Atwell	-	-	-	2	9	11
Marshon Ford	-	-	-	0	11	11
Javian Hawkins	-	-	-	0	10	10
Devante Peete	-	-	-	7	0	7
Jordan Davis	-	-	3	2	2	7
Hassan Hall	-	-	-	5	1	6
Ean Pfeifer	-	-	-	-	2	2

Defensive Players

Dorian Etheridge	-	-	13	10	11	34
Khane Pass	-	1	5	12	12	30
G.G. Robinson	-	-	6	10	12	28
Tabarius Peterson	-	-	-	9	12	21
Rodjay Burns	-	-	-	9	11	20
C.J. Avery	-	-	1	7	12	20
Russ Yeast	-	-	7	0	11	18
Chandler Jones	-	-	-	5	12	17
Cornelius Sturghill	0	0	0	11	4	15
Amonte Caban	-	0	0	3	11	14
Derek Dorsey	-	-	-	8	0	8
Nick Okeke	-	-	-	5	2	7
Jared Goldwire	-	-	-	6	0	6
P.J. Mbanasor	2	0	0	3	1	6
Yasir Abdullah	-	-	-	0	6	6
Anthony Johnson	-	-	-	2	3	5
P.J. Blue	-	-	-	3	0	3
Robert Hicks	-	-	-	2	0	2
Boosie Whitlow	-	-	-	-	3	3
Dayna Kinnaird	-	-	-	0	1	1
Quen Head	-	-	-	0	1	1
Monty Montgomery	-	-	-	-	1	1
Marlon Character	-	-	-	0	2	2
Isaiah Hayes	-	-	-	-	1	1

■ Recording one of the most efficient passing seasons in school history, Cunningham enters the final game holding the school record at 193.61. Stefan LeFors holds the school record for efficiency with a rating of 181.74 during the 2004 season. Cunningham, who doesn't have enough attempts to qualify for the national leaders, ranks fourth in the nation in passing efficiency. Tua Tagovailoa of Alabama is the national leader at 206.93.

■ The 6-foot-1 signal caller recorded five games of 200 or more passing yards through the air, totaling 286 yards versus Florida State and a career best 288 yards in a win over Boston College, where he completed a season-best 72.2 percent of his passes.

■ Cunningham has developed into one of the most big-play quarterbacks in the nation. Entering the postseason, Cunningham is second nationally with six completions of 60+ yards and is the national leader with seven completions of 70 or more yards. He also owns two passes of 80 yards and is one of 11 quarterbacks with a completion of 90 or more yards.

■ The Park Crossing High product has thrown seven touchdown passes of more than 50 yards and five have resulted in scores of over 70 yards. Cunningham also has thrown two touchdowns passes of 80 yards to **Tutu Atwell** — one of 80 yards and another of 90.

CUNNINGHAM DYNAMIC WITH HIS LEGS

■ Cunningham has always been dynamic with his legs, which was evident when he led the Cardinals in rushing last season with 497 yards rushing, which is the fourth-highest total by a quarterback in school history. This season, Cunningham is the team's third-leading rusher with 401 yards and six touchdowns. His 401 yards are the sixth most in a season and his six scores are tied for sixth for the most rushing scores by a quarterback.

■ The sophomore recorded two 100-yard games a year ago, but hasn't reached the century mark yet this year. He rushed for 73 yards and a touchdown in his first game of the year versus Eastern Kentucky and added a season best 97 yards and a score against Virginia. He put the Cardinals ahead 21-14 in the fourth quarter with a 25-yard run.

■ In 21 career games, Cunningham stands second in school history for rushing yards by a quarterback with 898 yards and is tied for second in the school's record book with 11 rushing touchdowns.

COMPLETE TURNAROUND

■ It's certainly no secret that the Cardinals went 0-8 in the conference last season, and it's now well known that they finished 5-3 — for only the second time in the history of the conference. The Cardinals defeated five teams that they lost to a year ago, winning those five contests by a combined average of 36.8 points per game.

■ Louisville suffered eight double-digit losses a year ago, seven coming in ACC play. This season, the Cardinals have only four — two of which have come in ACC play — Clemson and Miami.

■ Louisville had a +20 point differential versus Boston College; +24 versus Wake Forest; +31 versus Virginia; +56 versus NC State; and +53 versus Syracuse.

■ The turnaround was even more impressive because of the schedule the Cardinals played this year, competing against three ranked teams in Notre Dame (#9), Clemson (#3) and Wake Forest (#17). Louisville was one of seven bowl eligible teams, along with Auburn, Buffalo, BYU, Miami, Mississippi State, and Tennessee to play nine bowl eligible squad in 2019.

UOFL OFFENSE SHOWING VERSATILITY

■ The 2019 offense has shown the versatility to both strike quickly and drive the field under the direction of Scott Satterfield.

■ This season the Cardinals have four drives of over 90 yards, scoring on a 96-yard drive versus Boston College and had a pair of 94 yard drives versus Syracuse on Nov. 23.

■ Through 12 games, Louisville has 20 drives that covered 75 yards or more, including three against Miami on Nov. 9.

■ The Cardinals have 11 touchdown plays of 50-59 yards this season, five of over 60-69 yards, and five of 70 yards or more, including a 90-yard pass from **Micale Cunningham** to **Tutu Atwell** versus Syracuse.

■ Louisville put its big-play ability on display in the win over Boston College, totaling a season-best 664

CAREER RUSHING YARDS BY QB

4,132	Lamar Jackson	2015-17
898	Micale Cunningham	2017-
756	Stefan LeFors	2001-04

CAREER RUSHING TD BY QB

50	Lamar Jackson	2015-17
11	Micale Cunningham	2017-
11	Benny Russell	1964-66
10	Wally Oyler	1966-68
9	Dave Ragone	1999-02
9	Brian Brohm	2004-07
8	John Madeya	1970-72

LOUISVILLE QUICK FACTS

HEAD COACH

• Hometown:	Durham, N.C.
• Alma Mater:	Appalachian State
• Career Record:	58-29 (7th year)
• Record at Louisville:	7-5 (1st Year)
• ACC Record:	5-3
• Bowl Record:	3-0

ASSISTANT COACHES

• Dwayne Ledford	Offensive Coordinator/OL
• Bryan Brown	Defensive Coordinator/Cornerbacks
• Cort Dennison	Co-Defensive Coordinator/OLB
• Gunter Brewer	Wide Receivers
• ShaDon Brown	Safeties
• Stu Holt	Tight Ends/Special Teams
• Mark Ivey	Defensive Line
• Dale Jones	Inside Linebackers
• Frank Ponce	Quarterbacks
• Norval McKenzie	Running Backs
• Pete Notcha	Recruiting Coordinator
• Tyler Mcentire	Recruiting Coordinator
• Mike Sirignano	Head Strength and Conditioning
• Josh Thompson	Director of Football Operations
• Chuck Hall	Director of Equipment Operations
• Ed Connell	Football Equipment Manager
• Matt Summers	Head Athletic Trainer
• Luke Mullett	Director of Technology

GENERAL INFORMATION

• Location:	Louisville, Ky.
• Founded:	1798
• Enrollment:	23,000
• Football Stadium:	Cardinal Stadium
• Capacity:	60,800
• Surface:	FieldTurf
• Nickname:	Cardinals
• Colors:	Red and Black
• Conference:	Atlantic Coast Conference
• President:	Dr. Neeli Bendapudi
• Athletic Director:	Vince Tyra
• Faculty Representative:	Elaine Wise
• Website:	GoCards.com

TEAM INFORMATION

• 2019 Record:	7-5
• 2019 ACC Record:	5-3/2nd
• Home Record:	4-2
• Away Record:	2-3
• Neutral Record:	1-0

TEAM INFORMATION

• First Year of Football:	1912
• Overall Record:	518-471-17 (.523)
• ACC Record:	26-22
• All-Time Bowl Record:	10-11-1

yards of total offense. The Cardinals recorded a season-best 12 plays of more than 20 yards in the 41-39 win. Louisville recorded 12 plays of 20 or more yards and 608 yards of total offense.

■ The Cardinals had two plays of 50+ yards versus Boston College — both by Seth Dawkins. He caught a 59-yard touchdown pass and later added a 77-yard reception. In the win over Wake Forest, the Cardinals had plays of 55 and 50 yards.

■ Louisville had a season best 664 yards of total offense in the two-point win over Boston College — the most in a game since gaining 727 yards versus Syracuse in 2017. In that game, the Cardinals rushed for 236 yards and passed for a season best 428 yards.

■ The Cardinals have passed for more than 200 yards and rushed for more than 200 yards in five games.

TURNOVERS THE KEY

■ Turnovers are the key to any team's success, and the Cardinals are a perfect example. Through 12 games, the Cardinals are -2 in turnover margin, turning the ball over 18 times and forcing 16 turnovers after losing two turnovers versus Kentucky on Nov. 30.

■ When Louisville opened the season at 2-2, turnovers were an issue. The Cardinals started the year at -4, turning it over seven times and notching just three miscues. The Cardinals failed to record an interception until the fifth game of the year.

■ In going 5-3 over the last eight games, the Cardinals are a +2 and have turned opponents over 13 times, including seven interceptions.

■ The Cardinals have turned opponents' turnovers into 55 points — 14 points versus Western Kentucky, 13 against NC State, and seven points against Syracuse, Boston College, Wake Forest and Virginia.

■ In Louisville's seven wins, the Cardinals are +8, and are -10 in the five losses. In a pair of road wins over Wake Forest on Oct. 12 and NC State, the Cardinals forced six turnovers — three in each game — and turned the ball over only twice (Wake Forest).

PASSING EFFICIENCY

■ The Cardinals have enjoyed tremendous success rushing the football this season, but they have been one of the most efficient passing teams in the country, ranking 10th in the country with a rating of 169.14. The Cardinals have tossed 29 touchdown passes on only 277 passes this season — a touchdown pass every 9.5 attempts.

■ Louisville has only thrown the ball 277 times, which ranks 121st in the nation with an average of 23.1 pass attempts per game. However, the Cardinals stand 20th in the country with those 29 touchdown passes.

■ Big passing plays have been the instrument to success, with the Cardinals averaging 17.0 yards per completion, which is tops in the country among teams with over 150 attempts. Oklahoma is second at 16.21 yards per completion and Minnesota is third at 15.80 yards a catch.

■ Quarterback Micale Cunningham ranks fourth in the country in passing efficiency with a stunning 193.61 rating, which is the fourth-best mark in the country. He's only averaging 14.2 pass attempts per game, which doesn't rank in the top 100 nationally, but the redshirt sophomore is tied for 41st with 20 touchdown passes.

■ Cunningham is averaging 18.6 yards a completion, which would lead the entire country, but doesn't qualify nationally because he doesn't meet the attempts requirement (must have 15.0 attempts per game). Jalen Hurts of Oklahoma is averaging 16.58 yards per completion.

■ The native of Montgomery, Ala., holds the school record for passing efficiency in a season at 193.61 besting the school mark of 181.74 set by Stefan LeFors in 2004. The Cardinals led the nation in total offense and scoring offense that season.

SATTERFIELD THE FIRST

■ The Cardinals haven't enjoyed a lot of success versus ranked opponents throughout their history, but maybe Scott Satterfield found something in the 62-59 win over Wake Forest on Oct. 12.

■ The win — coming in the sixth game of the season — was the quickest for a first-year head coach in school history.

■ Steve Kragthorpe was the only other coach to defeat a ranked team in their first season when his team knocked off No. 15 Cincinnati in the seventh game of the 2007 season.

TURNOVERS INTO POINTS

Game	TO	Pts
Notre Dame	1	0
Eastern Kentucky	0	0
Western Kentucky	2	14
Florida State	0	0
Boston College	2	7
Wake Forest	3	7
Clemson	2	0
Virginia	2	7
Miami	0	0
NC State	3	14
Syracuse	1	7
Kentucky	0	0
Totals	16	55

2019 HONORS

C.J. Avery

- Fourth team All-ACC Phil Steele

Tutu Atwell

- First Team All-ACC
- PFF First Team All-American

Mekhi Becton

- Jacobs Blocking Trophy Winner
- First Team All-ACC
- ACC Offensive Lineman of the Week (10/7)
- Second team All-American Sporting News
- Fourth team All-American Athlon's
- First team All-ACC Phil Steele
- Outland Trophy Watch List

Evan Conley

- ACC Rookie of the Week (Oct. 14)
- ACC Quarterback of the Week (Oct. 14)
- Davey O'Brien Award Great Eight (Oct. 14)
- Manning Award Stars of the Week (Oct. 14)

Blanton Creque

- ACC Special Teams Player of the Week (10/7)

Seth Dawkins

- ACC Receiver of the Week (10/7)

Dez Fitzpatrick

- Fourth team All-ACC Phil Steele

Hassan Hall

- Second Team All-ACC (All-Purpose)
- Third Team All-ACC (Specialist)
- Fourth team All-ACC Phil Steele
- ACC Special Teams Player of the Week (Oct. 14)

Javian Hawkins

- Second Team All-ACC
- ACC Back and Rookie of Week (11/25)
- ACC Back of the Week (10/7)
- FWAA Fr. All-American Midseason Watch List
- ACC Rookie of the Week (Oct. 28)

Ean Pfeifer

- CoSIDA Academic All-District

NEED TO SCORE FIRST

■ If the Cardinals are going to have success it seems like they need to get on the board first. Louisville is 1-4 when the opponent scores first and have been outscored 167-78 in losses to Notre Dame, Florida State, Clemson and Miami.

■ On the flip side, if the Cardinals get on the board first, they own a 6-1 record, holding a 286-218 advantage.

■ Louisville has scored over 34 points each time they got on the board first except versus Kentucky, and haven't been able to crack more than 24 points when the opposition takes the initial lead.

■ Louisville owns a 111-90 advantage in the first quarter this year.

150-150

■ Wide receiver **Tutu Atwell** and running back **Javian Hawkins** have produced at a remarkable pace this season, combining for 12 100-yard games this season, and that continued versus Syracuse.

■ Hawkins totaled a career high 233 yards, while Atwell totaled 152 yards receiving in the win over the Orange. It marked only the third time in school history that the Cardinals had a player rush for over 150 yards and record 150 yards receiving, two of which have come this season. Hawkins recorded 172 yards rushing in a win over Boston College on Oct. 5 and **Seth Dawkins** added 170 yards through the air.

■ Prior to that, Frank Moreau ran for 150 yards and Ibn Green totaled 153 receiving yards versus Army in 1999.

CREQUE TO MISS REMAINDER OF THE SEASON

■ Placekicker **Blanton Creque** will miss the remainder of the season after suffering a torn ACL (anterior cruciate ligament) in the Cardinals' 28-21 win over Virginia on Oct. 26. The native of Shelbyville, Ky., suffered an injury to his left knee after attempting to make a tackle late in the game versus the Cavaliers, and had surgery in early December.

■ He finished the 2019 season with a team-high 57 points after hitting on 8-of-11 field goal attempts and was a perfect 33-for-33 on extra-point attempts.

■ A four-year starter, Creque finishes his career as the most accurate kicker in school history, connecting on 51-of-62 attempts (82.3). His 51 field goals made are the third-most in school history.

■ The 2017 campaign was one of Creque's finest after booting 17-of-20 field goals, and was just as accurate in 2016 by hitting 16-of-19 attempts.

■ The former Collins High product ends his career with 310 points, which ranks third in school history.

■ Creque owns two game-winning field goals in his career, including a 41-yarder with 1:02 remaining to defeat Boston College 41-39 on Oct. 5.

CARDS SNAG FIRST 1,000-YARD RUSHER AND RECEIVER

■ Running back **Javian Hawkins** and **Tutu Atwell** made history last weekend versus Syracuse, becoming only the third tandem in school history to rush for 1,000 yards and record 1,000 receiving yards in a season. Hawkins reached the mark versus NC State, and now has 1,420 yards, while Atwell reached the 1,000-yard with 152 yards against Syracuse and 57 versus Kentucky to give him 1,129 yards on the season.

■ It's only the third time in school history that the Cardinals have had a 1,000-yard rusher and 1,000-yard receiver in the same season, and the first since 1999 when Frank Moreau ran for 1,289 yards and Arnold Jackson totaled 1,209 receiving yards.

■ The only other time it happened came in 1998 when Leroy Collins rushed for 1,134 yards and Jackson recorded 1,165 receiving yards.

WALK-ON FORD THIRD WITH FIVE TOUCHDOWNS

■ Scott Satterfield stated in the spring how he thought **Marshon Ford** — a former walk-on was someone who deserved a scholarship. The second year player earned that scholarship in the spring, and the Louisville product hasn't made the first-year head coach regret his decision. Ford has caught 17 passes for 239 yards and five touchdowns, while averaging a healthy 14.1 yards per reception.

■ In the win over NC State, Ford caught three passes for 52 yards and two touchdowns — the second

2019 VS. 2018 OFFENSE

Category	2019	2018
Rushing	214.1	141.5
Yards/Carry	4.9	4.2
Passing	228.0	211.1
Avg. Comp.	17.0	12.1
Total Offense	442.1	352.6
Yards/Play	6.6	5.3
Scoring	32.7	19.8
Plays of 10+	177	169
Plays of 20+	74	54
Plays of 30+	38	21
Plays of 40+	28	11
Plays of 50+	15	4
Plays of 60+	8	2
Plays of 70+	6	1
Plays of 80+	2	0
Plays of 90+	1	0

CAREER MILESTONES

100-YARD RUSHING GAMES

PLAYER	'19	CAR	'19 OPP
Javian Hawkins	7	7	Notre Dame E. Kentucky Boston College Clemson Virginia Miami Syracuse Kentucky
Micale Cunningham	0	2	

100-YARD RECEIVING GAMES

PLAYER	'19	CAR	'19 OPP
Tutu Atwell	6	7	W. Kentucky Boston College Virginia Miami NC State Syracuse
Dez Fitzpatrick	3	5	Florida St. Boston College Wake Forest
Seth Dawkins	1	2	Boston College

INTERCEPTIONS

PLAYER	2019	CAREER
Chandler Jones	1	1
Russ Yeast	1	1
Dorian Etheridge	1	1
Roday Burns	1	3
Yasir Abdullah	1	1
Jack Fagot	1	1
Anthony Jonhson	1	2
C.J. Avery	0	2
Cornelius Strughill	0	1

SACK LEADERS

PLAYER	2019	CAREER
G.G. Robinson	4.0	6.0
Monty Montgomery	5.0	5.0
Amonte Caban	1.0	3.0
Rodjay Burns	2.0	2.0
Jared Goldwire	2.0	2.0
Tabarius Peterson	0	2.0
C.J. Avery	1.0	1.5
Dorian Etheridge	1.0	1.5
Dayna Kinnaird	1.5	1.5
Yasir Abdullah	1.0	1.0
Marlon Character	1.0	1.0
Nick Okeke	1.0	1.0
Boosie Whitlow	1.0	1.0
Russ Yeast	0	0.5
Derek Dorsey	0	0.5

multiple touchdown game this season. He also scored twice versus Eastern Kentucky.

- In the last four games, Ford has caught nine passes for 94 yards and three scores.

HAWKINS AND GAINWELL BATTLE FOR FRESHMEN HONORS

■ Louisville's **Javian Hawkins** and Memphis' **Kenneth Gainwell** are battling for the freshmen rushing this season. Gainwell, who has played 13 games, is the top freshman rusher nationally with 1,425 yards and 12 touchdowns after rushing for 44 yards in the American Athletic Conference Championship game.

■ Hawkins has rushed for 1,420 yards in only 12 games, averaging 118.3 yards per game. The native of Titusville, Fla., owns the best rushing game by a freshman this year when he ran for 233 yards in a win over Syracuse on Nov. 23. Gainwell also owns a 200-yard game when he rushed for 209 yards in a win over Louisiana-Monroe.

■ The two backs have each totaled seven 100-yard rushing games, which is tied for the fourth ever by a freshman in the history of the NCAA. Dion Lewis of Pittsburgh (2009) and Tony Dorsett owns the NCAA mark with 10 100-yard games, while Marshall Faulk (1991) is second with eight.

■ With 1,420 yards rushing this season, Hawkins is the third-leading freshman rusher in ACC history, trailing A.J. Dillon of Boston College for second, who rushed for 1,589 yards in 2017.

■ Quarterback John Rhys Plumlee was the third-leading rookie in rushing yards with 1,023 yards.

SMALL RECEIVER PUTS TOGETHER BIG YEAR

■ Coach Scott Satterfield talked about **Tutu Atwell** being just like long-time NFL veteran wide receiver T.Y. Hilton, who has been one of the league's most explosive wide receivers. Atwell has proved his coach right by leading the team with 57 catches for 1,072 yards and 11 touchdowns. Atwell recorded a 1,000-yard season for the ninth time in school history, and is the sixth different player to accomplish that feat.

■ Atwell's 30.4 yards a reception versus Syracuse is tied for the second-best single-game average in school history.

■ The 5-foot-9 speedster ranks ninth nationally with 12 receiving touchdowns and is 19th with an average of 94.1 yards per game. His 12 receiving touchdowns are tied with DeVante Parker (2013) and Ibn Green (1998), who hold the school record of 12.

■ Atwell became Louisville's first 1,000-yard receiver since Harry Douglas had 1,159 yards receiving in 2007. Atwell's 1,129 yards are seventh all-time in a single season, but is only 137 yards short of breaking Harry Douglas; single-season mark of 1,265 yards in 2006.

■ The sophomore leads the ACC with 1,129 receiving yards and leads the league in touchdown receptions. Atwell had recorded four-consecutive 100-yard receiving games as the Cardinals went 3-1 over that span. During those four games, Atwell caught 22 passes for 526 yards (131.5 per game) and five touchdowns, while averaging 23.9 yards a reception.

■ Atwell owns a touchdown reception in five-straight games — the first receiver to do that since DeVante Parker recorded a scoring reception in 10-straight games during the 2012 and 2013 seasons.

■ Harry Douglas in 2007 is the last wide receiver to register four-straight 100-yard receiving games, totaling eight over a two-year span in 2006 and 2007.

■ With one game remaining, Atwell could approach the top sophomore marks in school history. Arnold Jackson holds the mark for most receiving yards with 1,165.

■ Atwell has caught at least two passes in all 12 games and has gone over 40 yards in 11 of 12 games. Atwell was held to three catches for 37 yards versus Clemson, but has five or more catches in nine different games.

■ He tallied his sixth 100-yard game of the season and seventh of his career with five catches for 152 yards and a 90-yard touchdown reception versus Syracuse. The six 100-yard receiving games are tied for the fourth most in school history, and his seven for a career are ninth in the school's annals.

■ Atwell owns six receptions of 50 or more yards and five of over 60 yards, which is tied for the national lead. The second-year player leads the country with four catches of 70 or more yards and is tied for the national lead with two of more than 80 yards. Atwell owns four touchdowns of over 70 yards and one each of 80 and 90 yards.



BY THE NUMBERS

1

Wide receiver Tutu Atwell leads the nation with six plays from scrimmage of over 60 yards and four of 70 or more yards.

5

Wide receiver Tutu Atwell has scored a touchdown in five-straight games.

6

The Cardinals are tied for second nationally with six plays of over 70 yards this season.

6.62

Louisville ranks 14th in the country with an average of 6.62 yards per play, which ranks ninth in school history.

7

Running back Javian Hawkins recorded his seventh 100-yard rushing game of the season versus Kentucky.

10

Running back Javian Hawkins needs 10 yards to move past Howard Stevens for third place in school history for rushing yards in a season.

13

Wide receiver Tutu Atwell needs one receiving touchdown to set the school record for touchdown receptions in a season with 13.

■ Atwell is averaging 18.81 yards a reception, which is fourth in the ACC and 23rd nationally. His average ranks as the second best in school history for a receiver with 50 or more receptions.

■ The native of Miami caught five passes for 145 yards and a career best three touchdowns in a win over Western Kentucky on Sept. 14.

■ Atwell recorded his first three-touchdown game of his career, scoring on a nine-yard score, a 46-yard strike and a 62-yarder. He's the first UofL wide receiver with three touchdown receptions in a single game since James Quick accomplished that feat against Florida State in 2015.

■ In 24 career games, Atwell has caught 85 passes for 1,535 yards and 14 touchdowns, while averaging a stellar 18.1 yards a reception.

OFFENSE SHOWS DRAMATIC IMPROVEMENT

■ Head coach Scott Satterfield has completely overhauled the offense, and the changes have provided a dramatic improvement from 2018. Last year, the Cardinals ranked near the bottom in every offensive category. Louisville averaged just 19.8 points per game, scoring more than 30 points three times. Louisville averaged 352.6 yards of total offense per game — 141.5 on the ground and 211.1 through the air. The Cardinals went over 400 yards in total offense in just five games.

■ Big plays were not existent last year, totaling just four plays of over 40 yards, two of over 60 yards and one play of 70.

■ Louisville has shown quite an improvement this season, averaging 32.7 points per game, which almost a two-touchdown difference than last season. The squad has scored over 30 points six times, including a season high 62 in a win over nationally ranked Wake Forest on Oct. 12.

■ On the ground, the Cardinals averaged 214.1 yards on the ground and rushed for over 300 yards twice, including a season best 370 in a win over Syracuse on Nov. 23. **Javian Hawkins** has rushed for 1,420 yards — the most for a running back since 2010.

■ The Cardinals were one of the most explosive teams in the country, totaling 60 plays of over 40-90 yards — eight coming from 60+ yards and six of over 70 yards.

SATTERFIELD BRINGS BIG-PLAY OFFENSE TO THE DERBY CITY

■ The Cardinals have done a good job of maximizing their yardage on each play. Entering the postseason, the Cardinals are averaging 6.6 yards per play, which ranks 14th nationally. The Cardinals have totaled more than 6.0 yards a play in seven of the 12 games, including five games of averaging 7.0 yards a play.

■ In the win over Syracuse on Nov. 23, the Cardinals averaged a season high 10.0 yards per play, which is the sixth-best total in school history and the most since totaling an average of 10.4 yards in a win at Syracuse in 2016.

■ The Cardinals recorded an average of 9.3 yards an attempt in a win over Eastern Kentucky on Sept. 7. They averaged 8.5 yards per play in the victory over Boston College on Oct. 5 and 7.5 yards in the league win at Wake Forest.

■ In the loss to Miami Nov. 9, the Cardinals averaged 7.8 yards per play, recording five plays of 30 or more yards against one of the nation's elite defenses.

■ In four games in the month of November, the Cardinals averaged 437.0 yards of total offense and 6.9 yards per play in going 2-2.

■ In the rushing game, the Cardinals rank 16th with 83 runs of 10 yards and are seventh with 31 rushes of

TRACKING THE CARDINALS IN 2019

Opponent	Time	Length	Att.	Halftime	Final	Coin Toss	Kickoff/Receive	1st UL Poss.	1st Opp Poss.	Game Pants	Game Jersey	Game Helmet
Notre Dame	8:06 p.m.	3:21	58,187	14-21	17-35	Lost	Kickoff	TD	TD	Black	Black	Black
Eastern Kentucky	7:05 p.m.	2:57	48,808	14-0	42-0	Won	Kickoff	TD	Punt	White	Red	White
Western Kentucky	4:05 p.m.	3:17	22,665	31-7	38-21	Lost	Kickoff	Punt	Punt	Red	White	Red
Florida State	3:35 p.m.	3:27	46,530	7-21	24-35	Won	Kickoff	Punt	Downs	White	White	Red
Boston College	12:35 p.m.	4:01	46,007	28-22	41-39	Lost	Kickoff	TD	Fumble	White	White	White
Wake Forest	7:35 p.m.	4:04	24,434	31-21	62-59	Won	Kickoff	Punt	Punt	Black	White	Black
Clemson	12:05 p.m.	3:21	51,015	3-17	10-45	Lost	Receive	Interception	FG	White	Red	Red
Virginia	3:35 p.m.	3:23	48,689	7-14	28-21	Win	Receive	Downs	TD	Red	Black	Red
Miami	3:35 p.m.	3:23	53,118	14-35	27-52	Lost	Receive	Punt	TD	White	White	Black
NC State	7:35 p.m.	3:17	54,089	7-10	34-20	Won	Kickoff	Punt	Fumble	Black	White	Black
Syracuse	4:06 p.m.	3:22	46,769	28-10	56-34	Lost	Receive	TD	FG	Red	Red	Red
Kentucky	12:03 p.m.	3:02	48,336	13-17	13-45	Lost	Receive	TD	TD	White	White	White

20 yards. The Cardinals also have 15 rushes of 30 yards, which ranks 14th and own 11 runs of 40 yards, which is sixth in the country.

■ The biggest explosions have come in the passing game, where the Cardinals have connected on a number of big plays, totaling 17 pass plays of over 40 yards and 11 of 50+. The Cardinals are first in the nation with seven plays of over 60 yards and six of over 70 yards. The Cardinals have two touchdowns of 80 or more yards, including a 90-yard pass from **Micale Cunningham** to **Tutu Atwell**.

■ Louisville has totaled 74 plays from scrimmage that have resulted in 20 or more yards, which ranks 13th in the country and are second in the country with 30 plays of over 40 yards.

■ The Cardinals have totaled 15 plays of 50 yards; eight plays of 60 yards; six of over 70 yards; two of 80 yards; and one of 90.

DEZ MAKES PLAYS

■ Wide receiver **Dez Fitzpatrick** has found his stride after getting off to a slow start to the 2019 season. The junior is second on the team with 33 receptions for 598 yards and six scores. He's averaging 18.1 yards a reception (30th in the nation), which includes the 74-yard touchdown reception versus Florida State on Sept. 21.

■ The redshirt junior has caught a pass in 10 of 12 games and went over 50 yards receiving in five games, including a stretch of recording three-straight 100-yards games versus Florida State, Boston College, and Wake Forest.

■ In the three game streak of recording 100 yards receiving, Fitzpatrick caught seven passes for 133 yards and one score against Florida State on Sept. 21, which was just one yard short of tying his career high of 134 yards receiving, which occurred in a loss to NC State during the 2017 season. In the win over Boston College on Oct. 5, Fitzpatrick caught five passes for 108 yards and a score in the 41-39 win. He went over the century mark versus Wake Forest on Oct. 12, catching five passes for 125 yards and two scores. Fitzpatrick was the first Louisville player with three straight 100-yard receiving games since DeVante Parker did it vs. NC State, Florida State, and Boston College in 2014.

■ In the win over NC State on Nov. 16, Fitzpatrick caught four passes for 72 yards, including a 43-yard touchdown reception on third-and-14 to open the scoring.

■ With a touchdown reception versus NC State, Fitzpatrick moved into a tie for sixth place in school history with 18 touchdown receptions - tying Deion Branch (2000-01).

■ He has now caught 109 passes for 1,719 yards and 18 touchdowns in his career — becoming the 23rd player in school history with 100 receptions. He needs 477 yards and 44 receptions to crack the school's top-10 list for career receiving yards and receptions.

■ He's fourth on the team with nine plays of over 20 or more yards, four of which are touchdowns.

SATTERFIELD WALKS THE WALK

■ Scott Satterfield has made no bones about his emphasis on being able to run the football. The Cardinals have done that this year, averaging 43.7 attempts per game — up from the 33.6 attempts a year ago.

■ Through 12 games, the Cardinals have shown an ability to run the football well, averaging 214.1 yards per game, which ranks 23rd nationally and third in the Atlantic Coast Conference. The Cardinals



COLLEGE FOOTBALL BOWL SCHEDULE

Bowl	Location	Date/Time	TV
Bahamas Bowl Buffalo vs. Charlotte	Nassau, Bahamas Thomas Robinson	Dec. 20 2 p.m.	ESPN
Frisco Bowl Utah State vs. Kent	Frisco, Texas Toyota Stadium	Dec. 20 7:30 p.m.	ESPN2
Celebration Bowl Alcorn State vs. NC A&T	Atlanta, Ga. Mercedes-Benz	Dec. 21 Noon	ABC
New Mexico Bowl Central Michigan vs. SD St.	Albuquerque, N.M. Dreamstyle Stadium	Dec. 21 2 p.m.	ESPN
Cure Bowl Liberty vs. Ga. Southern	Orlando, Fla. Exploria Stadium	Dec. 21 2:30 p.m.	CBS Sports
Boca Raton Bowl SMU vs. FAU	Boca Raton, Fla. FAU Stadium	Dec. 21 3:30 p.m.	ABC
Camellia Bowl FIU vs. Arkansas State	Montgomery, Ala. Cramton Bowl	Dec. 21 5:30 p.m.	ESPN
Las Vegas Bowl Boise State vs. Washington	Las Vegas, Nev. Sam Boyd Stadium	Dec. 21 7:30 p.m.	ABC
New Orleans Bowl Appalachian St. vs. UAB	New Orleans, La. Mercedes-Benz	Dec. 21 9 p.m.	ESPN
Gasparilla Bowl UCF vs. Marshall	Tampa, Fla. Raymond James	Dec. 23 2:30 p.m.	ESPN
Hawai' Bowl Hawai'i vs. BYU	Honolulu, Hawaii Aloha Stadium	Dec. 24 8 p.m.	ESPN
Independence Bowl La. Tech vs. Miami	Shreveport, La. Independence Stadium	Dec. 26 4 p.m.	ESPN
Military Bowl North Carolina vs. Temple	Annapolis, Md. Memorial Stadium	Dec. 27 Noon	ESPN
Pinstripe Bowl Michigan St. vs. Wake Forest	New York, N.Y. Yankee Stadium	Dec. 27 3:20 p.m.	ESPN
Texas Bowl Oklahoma St. vs. Texas A&M	Houston, Texas NRG Stadium	Dec. 27 6:45 p.m.	ESPN
Holiday Bowl USC vs. Iowa	San Diego, Calif. SDCCU Stadium	Dec. 27 8 p.m.	FoxSports1
Cheez-It Bowl Air Force vs. Washington St.	Phoenix, Ariz. Chase Field	Dec. 27 10:15 p.m.	ESPN
Camping World Notre Dame vs. Iowa St.	Orlando, Fla. Camping World Stadium	Dec. 28 Noon	ABC
Cotton Bowl Penn State vs. Memphis	Arlington, Texas AT&T Stadium	Dec. 28 Noon	ESPN
Fiesta Bowl Ohio State vs. Clemson	Glendale, Ariz. State Farm Stadium	Dec. 28 4 p.m. or 8 p.m.	ESPN
Peach Bowl LSU vs. Oklahoma	Atlanta, Ga. Mercedes-Benz	Dec. 28 4 p.m. or 8 p.m.	ESPN
First Responder Bowl WKU vs. W. Michigan	Dallas, Texas Gerald Ford Stadium	Dec. 30 12:30 p.m.	ESPN
Music City Bowl Louisville vs. Mississippi St.	Nashville, Tenn. Nissan Stadium	Dec. 30 4 p.m.	ESPN
Redbox Bowl California vs. Illinois	Santa Clara, Calif. Levi's Stadium	Dec. 30 4 p.m.	Fox
Orange Bowl Florida vs. Virginia	Miami Gardens, Fla. Hard Rock Stadium	Dec. 30 8 p.m.	ESPN
Belk Bowl Virginia Tech vs. Kentucky	Charlotte, N.C. Bank of America Stadium	Dec. 31 Noon	ESPN
Sun Bowl Florida State vs. Arizona St.	El Paso, Texas Sun Bowl Stadium	Dec. 31 2 p.m.	CBS
Liberty Bowl Navy vs. Kansas State	Memphis, Tenn. Liberty Bowl	Dec. 31 3:45 p.m.	ESPN
Arizona Bowl Wyoming vs. Georgia St.	Tucson, Ariz. Arizona Stadium	Dec. 31 4:30 p.m.	CBS Sports
Alamo Bowl Utah vs. Texas	San Antonio, Texas Alamodome	Dec. 31 7:30 p.m.	ESPN
Citrus Bowl Michigan vs. Alabama	Orlando, Fla. Camping World	Jan. 1 1 p.m.	ABC
Outback Bowl Minnesota vs. Auburn	Tampa, Fla. Raymond James Stadium	Jan. 1 1 p.m.	ESPN
Rose Bowl Oregon vs. Wisconsin	Pasadena, Calif. Rose Bowl	Jan. 1 5 p.m.	ESPN
Sugar Bowl Georgia vs. Baylor	New Orleans, La. Mercedes-Benz	Jan. 1 8:45 p.m.	ESPN
Birmingham Bowl Boston College vs. Cincinnati	Birmingham, Ala. Legion Field	Jan. 2 3 p.m.	ESPN
Gator Bowl Indiana vs. Tennessee	Jacksonville, Fla. TIAA Bank Field	Jan. 2 7 p.m.	ESPN
Potato Bowl Ohio vs. Nevada	Boise, Idaho Albertsons Stadium	Jan. 2 3:30 p.m.	ESPN
Armed Forces Bowl S. Miss. vs. Tulane	Fort Worth, Texas Amon G. Carter	Jan. 4 11:30 a.m.	ESPN
Lending Tree Louisiana vs. Miami (OH)	Mobile, Ala. Ladd-Peebles Stadium	Jan. 6 7:30 p.m.	ESPN

have rushed for over 200 yards in eight games, including a season best 370 yards in the win over Syracuse on Nov. 23. The 370 yards rushing was the fourth-most by a UofL team since 1979 and the most since UofL had 411 against Syracuse on Nov. 18, 2017.

- The Cardinals are looking to average more than 200 yards on the ground for the only the third time in 14 seasons.
- The Cardinals are 6-1 when rushing for over 200 yards in a game this year.
- The Cardinals have attempted more than 42 rushing attempts in every game but four this season, and are 5-4 when rushing more than 40 times in a game.
 - ▶ After averaging 4.2 yards per carry last season, the Cardinals have upped that to 4.9 yards this season. The Cardinals have averaged better than 5.0 yards per carry in six games this year, including a season-high 9.0 average in a win over Syracuse on Nov. 23.

SEVEN YEARS IN A ROW

- There's no secret Scott Satterfield loves to run the football, and it's shown in the first 12 games. The Cardinals are averaging 43.7 attempts per game. When running back **Javian Hawkins** reached the 1,000-yard mark, it marked the seventh-straight season — 6th in FBS — that Satterfield produced a 1,000-yard rusher.
- Including Hawkins in 2019, Satterfield's Appalachian State teams accomplished the feat in consecutive years from 2013-2018. Before taking the Louisville job, Darrynton Evans ran for 1,197 yards in 2018. Jalin Moore did it in back-to-back seasons in 2016 and 2017.
- Marcus Cox was a four-time 1,000-yard rusher for Satterfield, achieving the feat in 2013-2016. Satterfield produced two 1,000-yard rushers in 2016.
- Satterfield's six FBS seasons of producing a 1,000-yard rusher is second to Navy's Ken Niumatalolo and is tied with Utah's Kyle Whittingham.
- In his first five seasons as an FBS head coach, Satterfield's teams ranked in the top 25 in rushing all five seasons — averaging over 200 yards in all five years.
- In his final season at Appalachian State, the Mountaineers averaged 240.38 yards per game to finish 14th nationally, totaling 31 scores on the ground.

30 IS MAGIC

- In his seven seasons as a head coach, Scott Satterfield's teams are 47-3 when scoring 30 or more points after defeating Syracuse on Nov. 23. The last loss was a 45-38 decision at No. 9 Penn State last season. Satterfield's teams have won 35 of the last 37 games when his team's score 30 or more points in a game.

HALL SPECIALIST

- Sophomore **Hassan Hall** earned second team all-ACC honors as an all-purpose player and a third team honoree as a return specialist.



■ Hall enters the postseason as one of the nation's top kick returners, ranking fourth nationally with an average of 31.65 yards a return.

■ The native of Atlanta, Ga., returned his second career kickoff for a touchdown by tying a school record with a 100-yard yard return in a 62-59 win over Wake Forest on Oct. 12. It was Hall's second career return for a touchdown, the first since a 93-yard return against Clemson last season.

■ The sophomore also added an 83-yard return in the win over Wake Forest. He added a 38-yarder on his lone return versus Clemson.

■ Individually, Hall ranks third nationally and second in the ACC with his 34.2 return average after his 35.5 average against Syracuse on Nov. 23.

■ Hall is the ninth player in school history with over 1,000 career kickoff return yards, ranking sixth in school history with 1,546 career yards. He has 728 return yards this season, which ranks 10th on the school's single-season list, and needs 91 yards to surpass his total from 2018, which ranks sixth.

■ The native of Atlanta, Ga., Hall is the first Louisville player with a rushing touchdown and kickoff return touchdown in the same game since Walter Peacock did it versus Furman on Nov. 17, 1973.

AP Top 25

1	LSU(54)	10-0	1542
2	Ohio State(5)	10-0	1478
3	Clemson (3)	11-0	1442
4	Georgia	9-1	1343
5	Alabama	9-1	1263
6	Oregon	9-1	1243
7	Utah	9-1	1155
8	Oklahoma	9-1	1144
9	Penn State	9-1	1030
10	Florida	9-2	984
11	Minnesota	9-1	902
12	Michigan	8-2	829
13	Baylor	9-1	787
14	Wisconsin	8-2	746
15	Notre Dame	8-2	676
16	Auburn	7-3	623
17	Cincinnati	9-1	536
18	Memphis	9-1	520
19	Iowa	7-3	493
20	Boise State	9-1	379
21	SMU	9-1	328
22	Oklahoma State	7-3	200
23	Appalachian State	9-1	154
24	Texas A&M	7-3	132
25	Virginia Tech	7-3	61

Amway Coaches Top 25

1	LSU(54)	10-0	1542
2	Ohio State(5)	10-0	1478
3	Clemson (3)	11-0	1442
4	Georgia	9-1	1343
5	Alabama	9-1	1263
6	Oregon	9-1	1243
7	Utah	9-1	1155
8	Oklahoma	9-1	1144
9	Penn State	9-1	1030
10	Florida	9-2	984
11	Minnesota	9-1	902
12	Michigan	8-2	829
13	Baylor	9-1	787
14	Wisconsin	8-2	746
15	Notre Dame	8-2	676
16	Auburn	7-3	623
17	Cincinnati	9-1	536
18	Memphis	9-1	520
19	Iowa	7-3	493
20	Boise State	9-1	379
21	SMU	9-1	328
22	Oklahoma State	7-3	200
23	Appalachian State	9-1	154
24	Texas A&M	7-3	132
25	Virginia Tech	7-3	61

2019 TEAM CAPTAINS

Louisville's team captains were named prior to the season opener versus Notre Dame on Sept. 2. Here are the four captains that have represented the Cardinals at the coin toss this season.

NO.	NAME	CLASS	POS.
60	Tyler Haycraft	R-Sr.	OT
17	Dorian Etheridge	Jr.	LB
9	C.J. Avery	Jr.	LB
45	Blanton Creque	R-Sr.	K

LOUISVILLE'S INDIVIDUAL NATIONAL RANKINGS

ALL-PURPOSE

19.	Javian Hawkins	127.92
-----	----------------	--------

COMBINED KICK RETURNS

11.	Hassan Hall	728
-----	-------------	-----

FORCED FUMBLES

19.	Anthony Johnson	0.25
	Monty Montgomery	0.25

RECOVERED FUMBLES

27.	Yasir Abdullah	2
-----	----------------	---

KICKOFF RETURNS

3.	Hassan Hall	31.7
----	-------------	------

PASSING TOUCHDOWNS

42.	Micale Cunningham	20
-----	-------------------	----

POINTS RESPONSIBLE FOR

31.	Micale Cunningham	14.2
-----	-------------------	------

RECEIVING TOUCHDOWNS

9.	Tutu Atwell	12
----	-------------	----

RECEIVING YARDS

15.	Tutu Atwell	1,129
-----	-------------	-------

RUSH YARDS PER CARRY

31.	Javian Hawkins	5.9
-----	----------------	-----

RUSHING YARDS

8.	Javian Hawkins	1,420
----	----------------	-------

RUSHING YARDS/GAME

7.	Javian Hawkins	118.3
----	----------------	-------

YARDS PER RECEPTION

27.	Tutu Atwell	18.5
66.	Dez Fitzpatrick	18.1

■ Hall's 220 kickoff returns yards are the second most in school history, only behind the 247 he registered in a loss at Clemson last season.

■ It was the ninth 100-yard kickoff return in school history and the first since Traveon Samuel had one versus Clemson in 2015.

■ The Cardinals are fourth in the country, averaging 28.0 yards a return.

■ Hall is averaging 27.1 yards a return on 57 career returns.

RECORD HOLDER

■ Senior punter **Mason King** has enjoyed a terrific career as the team's punter. The former St. Xavier product is in his final season holding the school record for career punting average at 42.4 yards a punt. He has punted 222 times for 9,415, which is third all-time in school history for career punting yards.

■ With five punts versus Virginia, King became the fourth player in school history with over 200 career punts.

■ Through the first 12 games, King is averaging 42.5 yards a boot and has placed 16 punts inside the opposition's 20-yard line. He ranks 56th nationally and 10th in the ACC in punting with his 42.5 per punt average.

■ The former St. Xavier graduate had his best game of the season against Syracuse, averaging a season high 50.0 yards a kick and had two punts of over 50 yards, including a 52-yarder. He also placed a punt inside the opposition's one yard-line.

■ The Louisville native averaged 40.6 yards per punt last season — the lowest of his career — and placed a career high 19 punts inside the opponents' 20-yard line. He booted a career best nine punts in a loss to Boston College in 2018 and had season best 46.5 yards a punt in a win over Indiana State in the home opener.

■ King set a school record by averaging 43.9 yards a punt in 2016 and 2017 and connected on 24 punts of better than 50 yards in those seasons combined. He nailed a career long 60-yard punt versus Clemson in a 42-36 loss to the Tigers.

ISN'T THAT SPECIAL

■ Special teams have been a major positive for the Cardinals this season. Among teams with at least 2.0 kickoff returns per game, Louisville ranks fourth in the nation with an average of 28.0 yards a return. That thanks largely to sophomore **Hassan Hall**, who is averaging 37.1 yards a return, which includes a 100-yard return a touchdown versus Wake Forest on Oct. 12. He has compiled 728 kickoff return yards and has returns of 100, 83, and 70 yards.

■ Louisville ranks 21st in the country in punt return average, with **Rodjay Burns** leading the way at 9.4 yards a return, and wide receiver **Tutu Atwell** owns a 21.0 average on four returns.

■ Last year, the Cardinals ranked 33rd in kickoff return yardage and eighth in punt returns. The Cardinals ranked 103rd in net punting, and 90th in punt return defense and 60th against kickoff returns.

■ Before tearing his ACL, Blanton Creque was one of the nation's top field goal kickers, hitting 8-of-11 field goal attempts and 33-of-33 extra points.


GETTING MORE PRESSURE

■ Totalling 11 sacks in 12 games in 2018 was definitely a problem, and the Cardinals have addressed it in a big way.

■ In the first 12 games, the Cardinals have surpassed that total with 23 sacks this season— five coming against Eastern Kentucky on Sept. 7 and four in the win over Virginia on Oct. 26.

■ The Cardinals, who ranked 125th last season with an average of 0.92 sacks per game, are 79th in the country and 12th in the ACC with an average of 1.92 sacks a game.

■ Thirteen different players have recorded sacks in the first 11 contests, led by linebacker **Monty Montgomery**, who has a team high 5.0 sacks despite limited playing time. **Dayna Kinnaird** joined the club against Miami with his first career sack. **Malik Clark** assisted on a sack versus Syracuse and **Amon-te Caban** added his first of the season.



CARDINALS IN THE NFL

Jaire Alexander	Green Bay Packers
Joshua Bellamy	New York Jets
Reggie Bonnafon	Carolina Panthers
Teddy Bridgewater	New Orleans Saints
Preston Brown	Cincinnati Bengals
Jamon Brown	Atlanta Falcons
Geron Christian	Washington Redskins
Brandon Dunn	Houston Texans
Josh Harvey-Clemons	Washington Redskins
Cole Hikutini	Dallas Cowboys
Lamar Jackson	Baltimore Ravens
John Miller	Cincinnati Bengals
DeVante Parker	Miami Dolphins
Senorise Perry	Buffalo Bills
Bilal Powell	New York Jets
Sheldon Rankins	New Orleans Saints

ACADEMIC ACHIEVEMENTS

• Thirty-two players are competing during the season with their degrees in hand. Former players Chaz Thompson and Deion Branch also earned their degree in the degree completion program.

- Robbie Bell
- P.J. Blue
- Rodjay Burns
- Amonte Caban
- Jean-Luc Childs
- Blanton Creque
- Jordan Davis
- Seth Dawkins
- Jared Goldwire
- Tyler Haycraft
- Isaiah Hayes
- Quen Head
- T.J. Holl
- Thomas Jackson
- Mason King
- Brendan Lowery
- P.J. Mbanasor
- Gary McCrae
- T.J. McCoy
- Tyler Nauret
- Jawon Pass
- Devante Peete
- Tabarius Peterson
- Ean Pfeifer
- Khane Pass
- Ronald Rudd
- Damien Smith
- Emonee Spence
- Cornelius Sturghill
- Ty Tyler
- Boosie Whitlow
- Russ Yeast

■ **G.G. Robinson**, who entered the season with 2.0 career sacks, is second on the squad with a career best 4.0 sacks. **Jared Goldwire** has registered his first 2.0 career sacks, while **Rodjay Burns** also owns 2.0 sacks in 2019.

■ **Yasir Abdullah** recorded his first career sack in the first quarter and Goldwire recorded his first career sack in the second quarter in the win over Eastern Kentucky. Montgomery notched his first sack against Western Kentucky.

■ **C.J. Avery** and **Dorian Etheridge** added their first sacks of the year in the loss to Florida State on Sept. 21.

BURNS EXCELS IN MOVE TO LINEBACKER

■ Outside linebacker **Rodjay Burns** continues to excel in Bryan Brown's defensive scheme.

■ Moved from cornerback, Burns is second on the team with 76 tackles after recording 12 in the win over Syracuse on Nov. 23 — the second double-digit tackle game of his career. He was credited with a career best 16 tackles in the win over Wake Forest on Oct. 12.

■ Despite the defense giving up 59 points, Burns was the team leader in tackles, and also recorded 2.0 tackles for loss, a forced fumble, and his third career interception.

■ The transfer from Ohio State is the team's leader with 9.0 tackles for loss and also owns a pair of sacks.

■ He recorded six tackles versus Notre Dame and seven against Eastern Kentucky

■ The former Trinity High product scooped up a fumble and returned it 30 yards against Western Kentucky for his first defensive touchdown and the first non-offensive score of the Scott Satterfield era.

ETHERIDGE CONTINUES STRONG CAREER

■ Junior **Dorian Etheridge** has been the leader of the defense over the last three seasons, and 2019 has been much of the same. The native of Charleston, W. Va., has registered 205 tackles in 34 games. He's fourth with 67 tackles and also has 7.5 tackles for loss this season.

■ In the last three games, Etheridge posted double-digit tackle totals for the first time in his career, recording 27 stops in the last three games. He recorded a season high 12 tackles versus Syracuse on Nov. 23 after being credited with 11 tackles and his first career interception in the win over NC State on Nov. 16.

■ Etheridge has five games of seven or more tackles in his junior season,

■ He opened the season with three tackles and recovered a fumble in the loss to the Irish, while being credited with seven tackles and one for a loss in the win over Eastern Kentucky.

■ The 2018 campaign saw him miss a pair of games, totaling 55 tackles and 4.0 tackles for loss.

■ As a true freshman in 2017, Etheridge was named a freshman All-American after leading the team with 83 tackles, including a career best 14 stops versus Boston College.

■ In his career, Etheridge has recorded five games of 10 or more tackles.

AVERY BUILDS OFF 2018

■ Junior **C.J. Avery** finished second on the team in tackles last year despite missing three games. He recorded a career high 15 tackles in a loss to Boston College and seven against Wake Forest.

■ The 2019 season has seen the product of Grenada, Miss., move into the team lead with 84 tackles and owns one sack.

■ He has recorded over six tackles in nine of the 12 games this year after recording nine tackles versus Syracuse on Nov. 23 and seven against Kentucky on Nov. 30.

■ He recorded a season high 13 tackles and a pass break-up in the win over Wake Forest and had nine stops on Sept. 21 in a loss at Florida State.

PASS HAS REACHED CAREER HIGH IN TACKLES

■ Senior **Khane Pass** is putting together an impressive senior season, recording seven or more tackles in four of his last eight contests. The Columbus, Ga., native has been credited with 55 tackles over that span.

■ He recorded 12 tackles versus Florida State and Boston College and added 10 against Wake Forest. In the loss to Clemson on Oct. 19, he was tied for the team lead with seven tackles.

■ Pass is third on the team lead with 74 tackles and has totaled 52 solo tackles, which is second on the team.

■ He opened the season with six stops versus Notre Dame and had 12 tackles versus Florida State and Boston College

■ In 45 career games, the Columbus, Ga., native has totaled 171 career tackles.

TEAM SINGLE-SEASON RECORDS

AVERAGE YARDS PER PLAY

7.39	2017
7.24	2004
7.21	2016
7.13	2006
6.97	1998
6.96	2003
6.82	2005
6.70	2013
6.62	2019
6.44	2007
6.19	1957

OFFENSIVE TOUCHDOWNS

74	2004
69	2016
65	2005
62	2017
62	1998
57	2006
55	2003
52	2007
51	2019
51	2013

RUSHING ATTEMPTS

685	1977
567	1949
564	1970
560	1978
534	2004
533	1979
531	1975
525	2016
524	2019
524	1969

RUSHING YARDS

3,186	2017
3,148	2016
3,005	2004
2,966	2003
2,923	1977
2,690	1957
2,572	1978
2,569	2019

AVERAGE YARDS PER RUSH

6.44	2017
6.00	2016
5.93	1957
5.73	2003
5.63	2004
5.23	1955
4.99	2006
4.90	2019
4.84	1956
4.82	2010

PASSING TOUCHDOWNS

33	2013
33	1998
32	2016
30	2007
29	2019
29	2017
29	1999

CHANDLER JONES SHOWS IMPROVEMENT IN 2019

■ Cornerback **Chandler Jones** has quietly performed at a high level this season, recording 47 tackles 3.5 tackles for loss and one interception.

■ Jones has started all 12 games at cornerback this season and recorded the first interception of his career in the win over Virginia.

■ The Miami, Fla., native is sixth in the ACC in passes defended with an average of 1.14 per game. He recorded a career best eight tackles in the win over Virginia on Oct. 26.

■ As a true freshman last year, Jones recorded 17 tackles in 11 games.

CARDS FACE ANOTHER RUSHING CHALLENGE

■ The Cardinals face their sixth rushing team that is ranked in the top 50 nationally when they take on Mississippi State, the nation's 18th-ranked rushing offense at 226.92 yards per game. Kylin Hill is the nation's 13th-leading rusher and the best in the Southeastern Conference with 1,347 yards.

■ The Bulldogs have rushed 493 times this season and just passed the ball 289 times — a difference of 204 attempts. One of the top rushing teams in the SEC, the Bulldogs have ran for over 200 yards eight times, including 460 yards in a win over Arkansas.

■ The Cardinals faced the fourth-best rushing team in Kentucky, the sixth-best in Boston College, the 10th-ranked rushing offense in Clemson, and Notre Dame and Wake Forest, the No. 46 and No. 47 ranked rushing offenses, respectively.

■ Louisville, which has gone 2-3 in those games, hasn't fared too well stopping those high-powered rushing attacks. Louisville is yielding an average of 309.8 yards on the ground in those five contests, giving up an average of 7.4 yards per carry.

■ The Cardinals gave up a season high 517 yards in a loss to Kentucky, 298 in a loss to Clemson, and 230 in the season-opening loss to Notre Dame.

■ Louisville picked up wins over Boston College after allowing 259 yards on the ground and 245 in a win over Wake Forest.

CARDS DISPLAY IMPROVEMENT ON D

■ It may not look like it at times, but the Louisville defense has made improvements after a disappointing 2018 campaign. The Cardinals allowed an average of 44.1 points per game and were giving up 277.2 yards on the ground, resulting in a 2-10 start. The Cardinals allowed 40 rushing touchdowns and 25 passing touchdowns in 2018.

■ This season, the Cardinals have improved those numbers a bit, but it still isn't where defensive coordinator Bryan Brown wants it to be going forward. The Cardinals are allowing an average of 33.8 points per game, a difference of 10.3 points per game from last season. The Cardinals have allowed an average of 210.8 yards per game on the ground and a 5.5 yards per carry average. Louisville gave up an average of 6.0 yards an attempt on the ground last season.

■ Louisville has allowed 25 rushing touchdowns this year, compared to the 40 from a year ago. Teams are averaging 446.1 yards of total offense per game this season, which is less than the 483.5 yards allowed a year ago.

■ The Cardinals allowed over 40 points seven times last year, and have limited that number to four in 2019.

TOTAL 100-YARD RUSHING GAMES BY A FRESHMAN

10, Dion Lewis, Pitt, 2009
10, Tony Dorsett, Pitt, 1973
8, Marshall Faulk, San Diego State, 1991
7, Javian Hawkins, Louisville, 2019
7, Jermar Jefferson, Oregon State, 2018
7, AJ Dillon, Boston College, 2017
7, Johnny Manziel, Texas A&M, 2012
7, Jacquizz Rodgers, Oregon State, 2008
7, LeSean McCoy, Pitt, 2007
7, Kenneth Gainwell, Memphis, 2019
6, Spencer Brown, UAB, 2017
6, Justice Hill, Oklahoma State, 2016
6, Mike Warren, Iowa State, 2015
6, Ronnie Hillman, San Diego State, 2010
6, Bryce Beall, Houston, 2008
6, Greg Hill, Texas A&M, 1991

100-YARD RUSHING GAMES SEASON

10	Lamar Jackson	2017
8	Lamar Jackson	2016
7	Javian Hawkins	2019
7	Bilal Powell	2010
7	Frank Moreau	1999
7	Walter Peacock	1973

RUSHING YARDS SEASON

1,601	Lamar Jackson (232 att.)	2017
1,571	Lamar Jackson (260 att.)	2016
1,429	Howard Stevens (250 att.)	1971
1,405	Bilal Powell (229 att.)	2010
1,394	Nathan Poole (212 att.)	1978
1,294	Walter Peacock (290 att.)	1973
1,294	Howard Stevens (259 att.)	1972
1,289	Frank Moreau (233 att.)	1999
1,278	Javian Hawkins (219 att.)	2019
1,207	Lenny Lyles (125 att.)	1957
1,143	Michael Bush (205 att.)	2005

HEAD COACH SCOTT SATTERFIELD

First Year • Appalachian State '96

Scott Satterfield loves to prove critics wrong.

From his time as a walk-on quarterback at Appalachian State to his first year as head coach at Louisville, Satterfield has always come out on top.

Taking over the UofL football program this year, the Cardinals were picked dead last in the Atlantic Coast Conference after an 0-8 season in 2018.

The native of Durham, N.C., proved his critics wrong once again by leading the Cardinals to a 7-5 overall record and a 5-3 mark in the league — the top turnaround among Power 5 programs.

For his efforts, Satterfield became the eighth coach to earn Coach of the Year — the first coach to win ACC accolades.

The Cardinals stopped a nine-game conference losing streak with a win over Boston College, and stopped a 10-game losing streak to ranked opponents with a 62-59 win at Wake Forest on Oct. 12.

Before taking over the Cardinals, Satterfield compiled a remarkable 51-24 record at Appalachian State, including a 38-10 conference mark in six seasons with the Mountaineers. His conference record of 34-6 in five Sun Belt seasons is the best in the league over that span. Notably, he became the first coach to lead a school from the FCS level to FBS and immediately earn three-consecutive bowl wins.

In the Mountaineers' short time in the FBS era, Satterfield directed Appalachian State to three-straight conference titles and led the program to four straight bowl appearances.

Hosting the first Sun Belt Conference Championship Game in league history, Appalachian State won 30-19 against Louisiana to claim its third straight league title and earn an automatic bid to face Middle Tennessee of Conference USA in the R+L Carriers New Orleans Bowl.

In 23 seasons at Appalachian State, including five as a quarterback (1991-95) and 12 as an assistant coach (1998-2008, 2012), the Mountaineers secured three NCAA Division I FCS national titles and 11 conference championships.

This past season, the Mountaineers were 10-2 and captured the East Division title behind a 7-1 league record. The team has compiled five straight wins heading into its bowl appearance, outscoring opponents 157-60.

Defensively, the Mountaineers were sixth nationally in total defense, yielding only 279.3 yards per game and sixth allowing 15.7 points per contest. On offense, Satterfield's team averaged 36.7 points per game, which is 20th in the country, and 15th in rushing offense behind 241.0 yards per game on the ground.

In 2017, Appalachian State registered a 9-4 mark that included a 7-1 record within the league and a 34-0 win over Toledo in the Dollar General Bowl. The Mountaineers ranked among the top 20 teams nationally in fewest sacks allowed (No. 2 with eight), first downs allowed (No. 20 with 222), fewest passes picked off by opposing defenses (No. 8 with six), defensive interceptions (No. 12 with 18), sacks per game (No. 17 with 2.92), and turnover margin (No. 11 with 0.92).

In 2016, the Mountaineers completed a 10-win sea-



son, winning nine of their last 10 contests to finish at 10-3 overall — capped by a 31-28 win over Toledo in the Camellia Bowl. The Mountaineers' two losses came at the hands of ranked opponents, opening the season with a 20-13 overtime loss to No. 9 Tennessee and a defeat to No. 25 Miami two weeks later.

They put together one of the most statistically complete seasons in league history, allowing less than 12 points per game in Sun Belt action. Overall, the Mountaineers led the conference in scoring defense (17.0 points per game), total defense (326.0 yards per game), rushing offense (245.6 yards per game), turnover margin (+8), and time of possession (33:25). In conference games, Appalachian State led the league in total offense (452.5 yards per game).

In 2015, Satterfield's third year leading the Mountaineers, the team posted an 11-2 record. It was the highest win total by an FBS program in its first season of bowl eligibility after completing the transition. The Mountaineers ranked among the Sun Belt's top two in 19 of the league's 33 statistical categories.

Known as an innovative offensive mind, Satterfield's team that season scored over 28 points in 11 games. To add to that success, the Mountaineers finished 11th in the nation in total defense, yielding only 314.5 yards per game, and 14th in the country in scoring defense at 19.1 points per game. Appalachian State held seven opponents to 14 points or less, including a pair of shutouts.

The Hillsborough, N.C., native won four games in his first season, but steadily improved the program over the next five seasons. In 2014, Satterfield's squad captured a 7-5 mark, winning its final six games to close out its first season as an FBS member.

Satterfield spent the first 11 seasons of his professional career in Boone, coaching the Mountaineers' wide receivers (1998), running backs (1999-02) and quarterbacks (2003-08). He was an integral part of Appalachian State's transition from a Power-I to a Spread offense in 2004.

HEAD COACH SCOTT SATTERFIELD



PERSONAL INFORMATION

- **Bachelor's Degree:** Appalachian State (Physical Education, 1996)
- **Wife:** Beth (Burleson)
- **Sons:** Bryce and Isaac
- **Daughter:** Alli

LOUISVILLE (2019)

Head Coach

APPALACHIAN STATE (2012-18)

Head Coach (2013-18)
Offensive Coordinator (QB) (2012)

FIU (2010-11)

Offensive Coordinator (QB)

TOLEDO (2009)

Passing Game Coordinator (QB)

APPALACHIAN STATE (1998-2008)

Assistant Coach (QB) (2003-08)
Assistant Coach (RB) (1999-2002)
Assistant Coach (WR) (1998)

SATTERFIELD'S HEAD COACHING RECORD

2013	Appalachian State (HC)	4-8
2014	Appalachian State (HC)	7-5
2015	Appalachian State (HC)	11-2
2016	Appalachian State (HC)	10-3
2017	Appalachian State (HC)	9-4
2018	Appalachian State (HC)	10-2
2019	Louisville (HC)	7-5
Head Coach Record		58-29

HEAD COACH SCOTT SATTERFIELD

2013 (4-8, 4-4 SoCon)

Date	Opponent	Score
Aug. 31	at Montana	L, 6-30
Sep. 7	North Carolina A&T	L, 21-24
Sep. 21	at Elon	W, 31-21
Sep. 28	Charleston Southern	L, 24-27
Oct. 5	at The Citadel	L, 28-31
Oct. 12	Samford	L, 10-34
Oct. 19	at Furman	L, 10-27
Oct. 26	Georgia Southern	W, 38-14
Nov. 2	Chattanooga	L, 28-35
Nov. 9	at Georgia	L, 6-45
Nov. 16	at Wofford	W, 33-21
Nov. 23	Western Carolina	W, 48-27

2014 (7-5, 6-2 Sun Belt)

Date	Opponent	Score
Aug. 30	at Michigan	L, 14-52
Sep. 6	Campbell	W, 66-0
Sep. 20	at Southern Miss.	L, 20-21
Sep. 25	at Georgia Southern	L, 14-34
Oct. 4	South Alabama	L, 21-47
Oct. 11	Liberty	OT L, 48-55
Oct. 18	at Troy	W, 53-14
Nov. 1	Georgia State	W, 44-0
Nov. 8	UL Monroe	W, 31-29
Nov. 15	at Arkansas State	W, 37-32
Nov. 22	at UL Lafayette	W, 35-16
Nov. 29	Idaho	W, 45-28

2015 (11-2, 7-1 Sun Belt)

Date	Opponent	Score
Sep. 5	Howard	W, 49-0
Sep. 12	at Clemson	L, 10-41
Sep. 26	at Old Dominion	W, 49-0
Oct. 3	Wyoming	W, 31-13
Oct. 10	at Georgia State	W, 37-3
Oct. 17	at UL Monroe	W, 59-14
Oct. 22	Georgia Southern	W, 31-13
Oct. 31	Troy	W, 44-41
Nov. 5	Arkansas State	L, 27-40
Nov. 14	at Idaho	W, 47-20
Nov. 28	UL Lafayette	W, 28-7
Dec. 5	at South Alabama	W, 34-27
Dec. 19	Ohio ^	W, 31-29

^ - Raycom Media Camellia Bowl

2016 (10-3, 7-1 Sun Belt)

Date	Opponent	Score
Sep. 1	Tennessee	L, 13-20
Sep. 10	Old Dominion	W, 31-17
Sep. 17	Miami (Fla.)	L, 10-45
Sep. 24	at Akron	W, 45-38
Oct. 1	Georgia State	W, 17-3
Oct. 12	at UL Lafayette	W, 24-0
Oct. 22	Idaho	W, 37-19
Oct. 27	at Georgia Southern	W, 34-10
Nov. 5	Texas State	W, 25-10
Nov. 12	at Troy	L, 24-28
Nov. 19	UL Monroe	W, 42-17
Nov. 26	at New Mexico State	W, 37-7
Dec. 17	Toledo ^	W, 31-28

^ - Raycom Media Camellia Bowl

2017 (9-4, 7-1 Sun Belt)

Date	Opponent	Score
Sep. 2	at Georgia	L, 10-31
Sep. 9	Savannah State	W, 54-7
Sep. 16	at Texas State	W, 20-13
Sep. 23	Wake Forest	L, 19-20
Oct. 7	New Mexico State	W, 45-31
Oct. 14	at Idaho	W, 23-20
Oct. 21	Coastal Carolina	W, 37-29
Oct. 28	at UMass	2OT L, 27-30
Nov. 4	at UL Monroe	L, 45-52
Nov. 9	Georgia Southern	W, 27-6
Nov. 25	at Georgia State	W, 31-10
Dec. 2	Louisiana	W, 63-14
Dec. 23	Toledo ^	W, 34-0

^ - Dollar General Bowl

2018 (11-2, 7-1 Sun Belt)

Date	Opponent	Score
Sep. 1	at Penn State	OT L, 38-45
Sep. 8	at Charlotte	W, 45-9
Sep. 22	Gardner Webb	W, 72-7
Sep. 29	South Alabama	W, 52-7
Oct. 9	at Arkansas State	W, 35-9
Oct. 20	Louisiana	W, 27-17
Oct. 25	at Georgia Southern	L, 14-34
Nov. 3	at Coastal Carolina	W, 23-7
Nov. 10	at Texas State	W, 38-7
Nov. 17	Georgia State	W, 45-17
Nov. 24	Troy	W, 21-10
Dec. 1	Louisiana ^	W, 30-19

2019 (7-4, 5-3 ACC)

Date	Opponent	Score
Sep. 2	Notre Dame	L, 17-35
Sep. 7	Eastern Kentucky	W, 42-0
Sept. 14	vs. Western Kentucky	W, 38-21
Sept. 21	at Florida State*	L, 24-35
Oct. 5	Boston College*	W, 41-39
Oct. 12	at #19 Wake Forest*	W, 62-59
Oct. 19	#3 Clemson*	L, 10-45
Oct. 26	Virginia*	W, 28-21
Nov. 9	at Miami (Fla.)*	L, 27-52
Nov. 16	at NC State*	W, 34-20
Nov. 23	Syracuse*	W, 56-34
Nov. 30	at Kentucky	L, 13-45

RECORD VS. ALL OPPONENTS

Akron	1-0
Arkansas State	2-1
Boston College	1-0
Campbell	1-0
Charleston Southern	0-1
Charlotte	1-0
Chattanooga	0-1
The Citadel	0-1
Clemson	0-2
Coastal Carolina	2-0
Eastern Kentucky	1-0
Elon	1-0
Florida State	0-1
Furman	0-1
Gardner-Webb	1-0
Georgia	0-2
Georgia Southern	4-2
Georgia State	5-0
Howard	1-0
Idaho	4-0
Kentucky	0-1
Liberty	0-1
Louisiana	6-0
Massachusetts	0-1
Miami (Fla.)	0-2
Michigan	0-1
Montana	0-1
NC State	1-0
New Mexico State	2-0
North Carolina A&T	0-1
Notre Dame	0-1
Ohio	1-0
Old Dominion	2-0
Penn State	0-1
Samford	0-1
Savannah State	1-0
South Alabama	2-1
Southern Miss	0-1
Syracuse	1-0
Tennessee	0-1
Texas State	3-0
Toledo	2-0
Troy	3-1
ULM	3-1
Virginia	1-0
Wake Forest	1-1
Western Carolina	1-0
Western Kentucky	1-0
Wofford	1-0
Wyoming	1-0
TOTAL	58-29



BRYAN BROWN

Defensive Coordinator/Cornerbacks
Game Location: Field

The architect of one the nation's top defenses in 2017, Bryan Brown was promoted into the defensive coordinator position with the Mountaineers where he tutored one of the top defensive units in the nation.

In leading the Mountaineers to their third-straight Sun Belt title, a 10-2 record and a fourth consecutive bowl appearance, Brown's defense ranked sixth nationally in scoring defense at 15.7 points per game, holding the opposition to 10 or fewer points in seven contests. Brown's unit also ranked third in the country in passing defense (148.1) and sixth in total defense (279.3).

Before earning a promotion to the defensive coordinator position, Brown served as the cornerbacks coach at Appalachian State from 2012-17, leading one of nation's most opportunistic units.



CORT DENNISON

Co-Defensive Coordinator/Outside Linebackers
Game Location: Press Box

Cort Dennison returned to the University of Louisville football staff in January of 2019 as the co-defensive coordinator and outside linebackers coach.

Before coaching the 2018 season at Oregon, Dennison spent four seasons with the Cardinals (2014-17), where he established himself as a quality young coach and one of the best recruiters in the nation.

A Salt Lake City, Utah, native, Dennison coached the outside linebackers and assisted in bringing one of the highest-rated recruiting classes in Oregon history.

For his abilities, Dennison was named to 247Sports' 30 Under 30 coaching list in 2017 and 2018. Before moving west, he ranked seventh on InsidetheACC's Top 10 Recruiters list after the 2017 season. This past season, Dennison was chosen to ESPN's 40 under 40 five sacks, five forced fumbles and an interception.



DWAYNE LEDFORD

Offensive Coordinator/Offensive Line
Game Location: Field

Considered one of the top offensive line tacticians in the country, Dwayne Ledford was named the offensive coordinator and offensive line coach.

Ledford joins the Louisville staff after three seasons as the offensive line coach and run game coordinator at NC State, where he helped construct the Wolfpack's offensive lines into one of the best units in the ACC. Senior Garrett Bradbury was a consensus All-American earned Associated Press All-America honors and won the Rimington Trophy as the nation's top center. Bradbury and left tackle Tyler Jones both made the All-ACC team this season. It was the first time since 1974 the Pack had two from the offensive linemen on the first-team.

The Wolfpack had a 1,000-yard rusher in each season of Ledford's tenure. NC State went from 2002 to 2015 without a 1,000-yard rusher, which was the longest drought in the country.

A two-time Broyles Award (2014, 2017) nominee, Ledford saw four of his five starters on the offensive linemen line earn All-ACC honors in 2017: Tony Adams, Bradbury, Tyler Jones and Will Richardson (2nd), who was drafted in the fourth round by the Jacksonville Jaguars.



GUNTER BREWER

Wide Receivers
Game Location: Field

A veteran with over 30 years of coaching experience, Brewer joined the staff after one season coaching the Philadelphia Eagles in the National Football League.

While in Philadelphia, Brewer helped guide the Eagles to a trip to the playoffs before losing a heartbreaker to the New Orleans Saints in the Divisional Round.

Before his stint in the NFL, Brewer made his name in the college game after coaching a trio of Biletnikoff Award finalists throughout his career – Randy Moss, Dez Bryant and Justin Blackmon. Both Moss and Blackmon went on win the award, making Brewer one of three college coaches to coach multiple winners.

Brewer has a long history of coaching wide receivers in the Atlantic Coast Conference after mentoring the wide outs at North Carolina for 11 years, including six as the co-offensive coordinator from 2012-17.

While with the Tar Heels, he coached four of the top five wide receivers in career receptions at UNC. Ryan Switzer owns the school record with 244, followed by Quinshad Davis in second place (205), Jawarski Pollock in fourth (177) and Erik Highsmith in fifth (167).



SHADON BROWN

Safeties
Game Location: Press Box

A veteran of the coaching profession and a Kentucky native, ShaDon Brown spent the 2017-18 seasons as part of Mike MacIntyre's staff at Colorado as the secondary coach, and was promoted to defensive passing game coordinator for the 2018 season.

The Colorado secondary thrived over Brown's two years, allowing opponents to complete just 56.2 percent of passes. The Buffaloes led the Pac-12 Conference in opposing completion percentage (56.7 percent) this season and ranked fourth in 2017.

Brown coached a pair of All-Conference selections at Colorado with Evan Worthington garnering honorable mention honors in 2018. Isaiah Oliver was a first team All-Pac-12 selection in 2017 and was a second round selection by the Atlanta Falcons in the 2018 National Football League draft.

Prior to his time in Boulder, Brown spent the 2016 season coaching cornerbacks at Army. The Black Knights had one of the top defensive back units in the country, ranking sixth nationally in passing defense (170.2 yards per game), 11th in interceptions (17) and 17th in pass efficiency defense (115.12 rating).

Brown was part of Army's turnaround from 2-10 in 2015 to an 8-5 record in 2016 that included a win over North Texas in the Heart of Dallas Bowl.



STU HOLT

Tight Ends/Special Teams
Game Location: Field

Stu Holt, a 22-year coaching veteran and one of the top special teams coaches in the nation.

Before joining the Louisville staff, Holt spent four seasons coaching the running backs and serving as the special teams coordinator at Appalachian State, guiding the Mountaineers to three consecutive conference championships and four bowl appearances.

Holt's running backs eclipsed the 1,000-yard mark in four consecutive seasons, including Darrynton Evans, who ranked in the top-20 nationally with 1,187 yards and averaged better than 6.6 yards per carry in guiding the Mountaineers to an 11-2 mark and their third straight Sun Belt title. Evans earned first team all-Sun Belt and third team all-purpose.

The Mountaineers recorded 10 100-yard running games and averaged 240.3 yards on the ground, tallying 10 games of 200 or more yards on the ground.



MARK IVEY

Defensive Line

Game Location: Field

Mark Ivey, a long-time assistant at Appalachian State, takes over as the defensive line coach at Louisville.

Before joining the Louisville staff, Ivey spent seven seasons with the Mountaineers, coaching the outside linebackers and the defensive line.

Ivey was promoted to interim head coach following Satterfield's departure to Louisville, guiding the Mountaineers to a 45-13 win over Middle Tennessee in the 2018 R+L Carriers New Orleans Bowl.

In guiding Appalachian State to a win in the first Sun Belt Championship Game and picking up a bowl win, Ivey worked with a defensive line that included All-Sun Belt first-team pick MyQuon Stout, who recorded 21 tackles. Ivey's coaching development helped three walk-ons become regular contributors as part of a nine-man rotation.

Before the 2018 season, Ivey was promoted to assistant head coach to go along with his duties as the defensive line coach.

Assisting on the defensive side of the football, Appalachian State's defense ranked 17th nationally in 2017 with 38 sacks.



DALE JONES

Inside Linebackers

Game Location: Field

Veteran defensive coach Dale Jones spent 23 seasons at Appalachian State.

Before joining the Louisville staff, Jones was a consistent fixture on the Appalachian State defensive staff, assisting in a period of growth and success, especially on the

defensive side of the football. The Mountaineers won three straight league titles and made four consecutive postseason appearances.

In addition to coaching the inside linebackers, Jones was elevated to a co-defensive coordinator position in 2018. Jones' defense was the main reason the Mountaineers won the inaugural Sun Belt Championship Game and dominated Middle Tennessee in the school's fourth-straight bowl appearance.

With Jones assisting with the defense, Appalachian State was one of the best in the Sun Belt Conference and ranked highly in a number of national defensive statistics. The Mountaineers ranked fifth nationally in scoring defense and passing defense, while closing the year sixth in total defense.

Under the guidance of Jones, Jordan Fehr was a first team all-Sun Belt honoree after finishing the season with 85 stops, 7.5 tackles for loss and 5.5 sacks, while Anthony Flory earned third team accolades after finishing with 96 tackles and 6.0 tackles for loss. The duo ranked among the top linebackers from bowl teams in tackles per game.

Jones came to Appalachian State in 1996 and served as the team's defensive line coach and special teams coordinator for nine seasons (1996-2004). He began an eight-year tenure as the Mountaineers' linebackers coach in 2005 and was also the program's defensive coordinator for three seasons (2010-12). He directed the defensive line in 2013 before taking over the inside linebackers in 2014.



NORVAL MCKENZIE

Running Backs

Game Location: Field

Norval McKenzie, who was a 2018 Broyles Award nominee, spent the previous three seasons as the running backs coach at Arkansas State.

In 2018, McKenzie's running backs were an integral component of the offense that averaged 186.4 yards on the ground, guiding the Red Wolves to an 8-5 record and a win over Nevada in the Arizona Bowl.

As the special teams coordinator, McKenzie's units were some of the best all-time and in the nation. The Red Wolves set an NCAA record for punt return defense by holding opponents to -15 yards for the season, and closing the year ranked sixth nationally in kick return defense.

Murray, who finished seventh in the Sun Belt in rushing, ran for 860 yards and eight scores, while Wand totaled 792 yards and four touchdowns to help the Red Wolves finish fifth in the conference in rushing. Wand closed his career finishing in the top 10 in school history in rushing yards.

McKenzie's impact was felt during his second season, helping the Red Wolves rank No. 10 in the nation in total offense, averaging a school-record 494.8 yards per game. The unit also accounted for 10 combined touchdowns as the team ranked No. 13 in the country in scoring offense with 37.8 points per game. In that season, Wand and Johnson combined for 1,145 yards and nine touchdowns.

In McKenzie's first season in 2016, the Red Wolves won a Sun Belt Conference championship with a 7-1 record and defeated UCF 31-13 in the Cure Bowl. rushed for a team-high 879 yards, while also posting 24 receptions for 279 yards and three more scores.

Before his stint at Arkansas State, McKenzie spent five seasons at Furman, serving as the running backs coach, special teams coordinator and recruiting coordinator.



FRANK PONCE

Quarterbacks

Game Location: Press Box

Regarded as one of the top recruiters in the state of Florida, Frank Ponce came to Louisville after six successful seasons as the co-offensive coordinator/passing game coordinator at Appalachian State.

Ponce's six seasons as Appalachian State's co-offensive coordinator and quarterbacks coach coincided with a resurgence for the Mountaineers. Over that span, Ponce spearheaded an improved offense that finished with a 50-24 record and three consecutive Sun Belt championships.

Appalachian State ranked 15th nationally in rushing offense in 2018, while ranking 20th in scoring offense. The Mountaineers scored 30 or more points in nine games in assisting with a potent running attack, Ponce's offense totaled nine games of rushing for over 200 yards.

Ponce tutored Sun Belt Offensive Player of the Year Zac Thomas to a stellar statistical season in his only year as the starter. Thomas led the league in QBR (No. 12 FBS, 79.3), yards per pass attempt (No. 30 FBS, 8.1) and yards per completion (No. 37 FBS, 12.93). With TD runs of 25 and 35 yards in the Sun Belt title game pushing his season total to 10 rushing TDs, the 11th-best mark among FBS QBs, he is 63-of-97 passing for 717 yards with 11 total TDs (seven passing) and no INTs since returning to the lineup after missing four games with an injury.

Leading Appalachian State to an 11-2 record, Ponce's potent aerial attack led the Sun Belt in passing efficiency (163.2), which stood seventh-best nationally, en route to the No. 2 best red zone offense in the conference.

In his first season at Appalachian State (2013), Ponce directed the Southern Conference's No. 2-ranked passing game (271.8 ypg).

Ponce arrived in Boone, N.C. after six seasons (2007-12) as the wide receivers coach at Florida International, where he worked with Satterfield for the two seasons that Satterfield served as FIU's offensive coordinator (2010-11).

No.	Name	Ht.	Wt.	Pos.	Cl.	Hometown (Previous School)
1	Tutu Atwell	5-9	153	WR	SO	Miami, Fla. (Northwestern)
1	P.J. Mbanasor	6-1	203	DB	R-JR	Pflugerville, Texas (Oklahoma)
2	Chandler Jones	5-10	179	DB	SO	Miami, Fla. (Central)
2	Devante Peete	6-6	213	WR	R-SR	Pompano Beach, Fla. (St. Thomas)
3	Micale Cunningham	6-1	192	QB	R-SO	Montgomery, Ala. (Park Crossing)
5	Robert Hicks	6-1	250	ILB	SO	Miami, Fla. (Central)
5	Seth Dawkins	6-3	218	WR	SR	Columbus, Ohio (Franklin Heights)
6	Cornelius Sturghill	5-11	191	DB	GR	Memphis, Tenn. (Melrose)
6	Evan Conley	6-2	207	QB	FR	Marietta, Ga. (Kell)
7	Dez Fitzpatrick	6-2	204	WR	R-JR	Farmington Hills, Mich. (Waterford)
7	Monty Montgomery	5-11	214	ILB	SO	Norcross, Ga. (Hutchinson)
9	C.J. Avery	5-11	221	ILB	JR	Grenada, Miss. (Grenada)
10	Javian Hawkins	5-9	182	RB	R-FR	Titusville, Fla. (Cocoa)
10	Rodjay Burns	6-0	197	OLB	R-JR	Louisville, Ky. (Trinity)
11	Nick Okeke	6-3	246	OLB	R-SO	Smyrna, TN (Smyrna)
12	Marlon Character	6-1	195	CB	JR	Atlanta, Ga. (NW Mississippi CC/Grady)
15	Jalen Mitchell	5-10	215	RB	FR	Southwest Brevard, Fla. (Rockledge)
15	Quen Head	6-2	205	LB	SR	Forsyth, Ga. (Hutchinson CC)
17	Dorian Etheridge	6-3	231	ILB	JR	Charleston, W. Va. (Capital)
17	Will Warren	6-2	235	QB	FR	Owensboro, Ky. (Owensboro, Ky.)
18	Justin Marshall	6-3	212	WR	R-SO	Conyers, Ga. (Georgia Prep Sports)
18	Ty Tyler	6-3	260	DL	GR	Punta Gorda, Fla. / Charlotte
19	Hassan Hall	6-0	198	RB	SO	Atlanta, Ga. (Maynard Jackson)
20	Trennell Troutman	5-11	188	DB	SO	Miami, Fla. (St. Thomas Aquinas)
21	Aidan Robbins	6-3	225	RB	FR	Louisville, Ky. (Manual)
22	Yasir Abdullah	6-1	218	OLB	SO	Miami, Fla. (Carol City)
23	Telly Plummer	6-0	202	DB	SO	Riverdale, Ga. (Langston Hughes)
24	Mitch Hall	6-1	203	LS	JR	Clayton, N.C. (Clayton)
26	Chris Taylor-Yamanoha	6-2	186	WR	R-JR	Rohnert Park, Calif. (Rancho Cotate)
27	Anthony Johnson	6-1	187	DB	R-SO	Coconut Creek, Fla. (Madonna)
27	Tobias Little	6-0	235	TE	R-JR	Atlanta, Ga. (Mays)
28	Mason King	6-3	216	P	R-SR	Louisville, Ky. (St. Xavier)
29	Tabarius Peterson	6-3	252	DL	R-JR	Tucker, Ga. (Tucker)
30	Khane Pass	6-1	204	DB	R-SR	Columbus, Ga. (Carver)
31	Zach Edwards	6-3	230	DL	FR	Starkville, Miss. (Starkville)
32	James Turner	6-0	200	K	FR	Saline, Mich. (Saline)
32	Justin Ford	6-2	185	DB	JR	Concord, N.C. (Golden West CC)
33	Isaiah Hayes	6-1	190	DB	JR	Los Angeles, Calif. (Calabasas)
35	T.J. Holl	6-1	230	ILB	SR	Cranberry Township, Pa. (Colgate)
36	Maurice Burkley	5-9	206	RB	R-SO	Naperville, Ill. (Metea Valley)
37	Ryan Chalifoux	6-1	185	K	R-SO	Champaign, Ill. (Champaign Central)
38	Jack Fagot	6-0	190	DB	R-SO	Lexington, Ky. (Lexington Catholic)
39	Taveon Graves	5-5	178	RB	R-SO	Rineyville, Ky. (North Hardin)
41	Isaac Martin	6-1	250	TE	R-SO	Louisville, Ky. (Trinity)

NUMERICAL ROSTER

No.	Name	Ht.	Wt.	Pos.	Cl.	Hometown (Previous School)
41	Ramon Puryear	6-3	255	DE	FR	Louisville, Ky. (Eastern)
42	Patrick Otter	5-10	170	P	FR	Cleveland, Ohio (St. Ignatius)
42	Allen Smith	6-2	220	OLB	FR	Loganville, Ga. (Grayson)
43	Damien Smith	6-1	221	ILB	SR	Louisville, Ky. (Manual)
45	Blanton Crique	5-11	190	K	R-SR	Shelbyville, Ky. (Collins)
46	Brendan Lowery	6-0	207	LS	SR	Barrington, Ill. (Barrington)
48	Jordan Thomas	5-11	170	WR	R-FR	Lexington, Ky. (LaSalle)
49	Boosie Whitlow	6-3	228	OLB	R-SR	Opelika, Ala. (Opelika)
50	Jean-Luc Childs	6-3	334	OL	R-FR	Woodbridge, Va. (Old Dominion)
53	Amonte Caban	6-1	256	DL	R-SR	Smiths, Ala. (Smiths Station)
55	Caleb Chandler	6-4	297	OL	R-SO	Jefferson, Ga. (Jefferson)
55	Michah Bland	6-2	299	OL	R-FR	Louisville, Ky. (Male)
56	Renato Brown	6-4	330	OL	FR	West Palm Beach, Fla. (Palm Beach)
57	Dayna Kinnaird	6-3	254	DL	R-SO	Jeffersonville, Ind. (Jeffersonville)
59	T.J. McCoy	6-1	305	OL	GR	Clermont, Fla. (Florida/South Lake)
60	Tyler Haycraft	6-3	293	OL	R-SR	Louisville, Ky. (St. Xavier)
66	Cole Bentley	6-3	313	OL	JR	Belfry, Ky. (Belfry)
71	Joshua Black	6-2	270	OL	FR	Stone Mountain, Ga. (Stephenson)
73	Mekhi Becton	6-7	369	OL	JR	Highland Springs, Va. (Highland Springs)
74	Adonis Boone	6-5	298	OL	SO	Daytona Beach, Fla. (Mainland)
75	Robbie Bell	6-5	294	OL	R-JR	Hoschton, Ga. (Mill Creek)
76	Luke Massad	6-2	219	LS	R-SR	Paducah, Ky. (Paducah-Tilghman)
78	Jackson Gregory	6-2	271	OL	FR	Cleveland, Ohio (Westlake)
83	Marshon Ford	6-2	226	TE	R-FR	Louisville, Ky. (Ballard)
85	Jordan Davis	6-4	255	TE	R-SR	Clear Lake, Texas (Clear Lake)
87	Tyler Harrell	6-0	208	WR	R-FR	Miami, Fla. (Christopher Columbus)
89	Ean Pfeifer	6-4	245	TE	GR	Bentonville, Ark. (Vanderbilt)
90	Jared Goldwire	6-6	286	DL	JR	Tacoma, Wash. (Fort Scott CC)
91	Derek Dorsey	6-3	265	DL	R-JR	Louisville, Ky. (Manual)
92	Malik Clark	6-2	273	DL	R-SO	Milledgeville, Ga. (Baldwin)
93	Gary McCrae	6-4	238	DL	SR	Cuthbert, Ga. (Randolph Clay)
94	G.G. Robinson	6-4	295	DL	R-SR	Lilburn, Ga. (Parkview)
95	Thurman Geathers	6-3	230	OLB	R-FR	Acworth, Ga. / North Cobb
97	Caleb Tillman	6-3	286	DL	R-JR	Dothan, Ala. (Northview)

COACHING STAFF

Scott Satterfield	Head Coach
Bryan Brown	Defensive Coordinator/Cornerbacks
Dwayne Ledford	Offensive Coordinator/Offensive Line
Cort Dennison	Co-Defensive Coordinator/Outside Linebackers
Gunter Brewer	Wide Receivers
ShaDon Brown	Safeties
Stu Holt	Special Teams/Tight Ends
Mark Ivey	Defensive Line
Dale Jones	Inside Linebackers
Norval McKenzie	Running Backs
Frank Ponce	Quarterbacks

OFFENSE

QB 3	Micale Cunningham (6-1, 192, R-SO)	6	Evan Conley (6-2, 207, FR)
RB 10	Javian Hawkins (5-9, 182, R-FR)	19	Hassan Hall (6-0, 198, SO)
LT 74	Adonis Boone (6-5, 298, SO)		
LG 55	Caleb Chandler (6-4, 297, R-SO)	71	Joshua Black (6-2, 270, FR)
C 66	Cole Bentley (6-3, 313, JR)	59	T.J. McCoy (6-1, 305, GR)
RG 75	Robbie Bell (6-5, 294, R-JR)	78	Jackson Gregory (6-2, 271, FR)
RT 60	Tyler Haycraft (6-3, 293, R-SR)	56	Renato Brown (6-4, 330, FR)
WR 5	Seth Dawkins (6-3, 218, SR)	18	Justin Marshall (6-3, 212, R-SO)
WR 7	Dez Fitzpatrick (6-2, 204, R-JR)	2	Devante Peete (6-6, 213, R-SR)
WR 1	Tutu Atwell (5-9, 153, SO)	14	Thomas Jackson (5-11, 200, GR)
TE 89	Ean Pfeifer (6-4, 245, GR)	85	Jordan Davis (6-4, 255, R-SR)
HB 83	Marshon Ford (6-2, 226, SO)	41	Isaac Martin (6-1, 250, R-SO)

DEFENSE

DE 53	Amonte Caban (6-1, 256, R-SR)	57	Dayna Kinnaird (6-3, 254, R-SO)
NT 94	G.G. Robinson (6-4, 295, R-SR)	90	Jared Goldwire (6-6, 286, JR)
DE 29	Tabarius Peterson (6-3, 252, R-JR)	92	Malik Clark (6-2, 273, R-SO)
OLB 22	Yasir Abdullah (6-1, 218, SO)	49	Boosie Whitlow (6-3, 228, R-SR)
		11	Nick Okeke (6-3, 246, R-SO)
WLB 9	C.J. Avery (5-11, 221, JR)	7	Monty Montgomery (5-11, 214, SO)
MLB 17	Dorian Etheridge (6-3, 231, JR)	35	T.J. Holl (6-1, 230, GR)
OLB 10	Rodjay Burns (6-0, 197, R-JR)	5	Robert Hicks (6-1, 250, SO)
		20	Trenell Troutman (5-11, 188, SO)
CB 27	Anthony Johnson (6-1, 187, R-SO)	12	Marlon Character (6-1, 195, JR)
SS 33	Isaiah Hayes (6-1, 190, JR)	38	Jack Fagot (6-0, 190, R-SO)
FS 30	Khane Pass (6-1, 204, R-SR)	38	Jack Fagot (6-0, 190, R-SO)
CB 2	Chandler Jones (5-10, 179, SO)	1	P.J. Mbanasor (6-1, 203, R-SR)

SPECIAL TEAMS

PK 37	Ryan Chalifoux (6-1, 185, R-SO)	32	James Turner (6-2, 200, FR)
LS 24	Mitch Hall (6-1, 203, JR)	46	Brendan Lowery (6-0, 207, SR)
P 28	Mason King (6-3, 216, R-SR)		
H 28	Mason King (6-3, 216, R-SR)	6	Evan Conley (6-2, 207, FR)
KR 19	Hassan Hall (6-0, 198, SO)	36	Maurice Burkley (5-9, 206, R-SO)
PR 10	Rodjay Burns (6-0, 197, R-JR)		
1	Tutu Atwell (5-9, 153, SO)		

ASSISTANT COACHES



Bryan Brown
Defensive Coordinator/CB



Dwayne Ledford
Offensive Coordinator/OL



ShaDon Brown
Safeties



Gunter Brewer
Wide Receivers



Cort Dennison
Co-Defensive Coordinator/OLB



Stu Holt
Special Teams/Tight Ends



Mark Ivey
Defensive Line



Dale Jones
Inside Linebackers



Norval McKenzie
Running Backs



Frank Ponce
Quarterbacks

2019 SEASON STATISTICS

Date	Opponent	Result	Score	Record	Conference	Time	Attend
Sept. 2	#9 Notre Dame	L	17-35	0-1	0-0	3:21	58187
Sept. 7	Eastern Kentucky	W	42-0	1-1	0-0	2:57	48808
Sept. 14	vs. Western Kentucky	W	38-21	2-1	0-0	3:22	22665
Sept. 21	at Florida State *	L	24-35	2-2	0-1	3:27	46530
Oct. 5	Boston College *	W	41-39	3-2	1-1	3:26	46007
Oct. 12	at #17 Wake Forest *	W	62-59	4-2	2-1	4:04	24434
Oct. 19	#2 Clemson *	L	10-45	4-3	2-2	3:21	51015
Oct. 26	Virginia *	W	28-21	5-3	3-2	3:23	48689
Nov. 9	at Miami (FL) *	L	27-52	5-4	3-3	3:23	53111
Nov. 16	at NC State *	W	34-20	6-4	4-3	3:17	54089
Nov. 23	SYRACUSE *	W	56-34	7-4	5-3	3:22	46769
Nov. 30	at Kentucky	L	13-45	7-5	5-3	3:02	48336

*ACC Game

Team Statistics

TEAM STATISTICS	LOU	OPP
SCORING	392	406
Points Per Game	32.7	33.8
Points Off Turnovers	55	52
FIRST DOWNS	240	262
Rushing	120	118
Passing	102	125
Penalty	18	19
RUSHING YARDAGE	2569	2532
Yards gained rushing	2991	2789
Yards lost rushing	422	257
Rushing Attempts	524	462
Average Per Rush	4.9	5.5
Average Per Game	214.1	211.0
TDs Rushing	22	25
PASSING YARDAGE	2736	2823
Comp-Att-Int	161-277-9	226-379-7
Average Per Pass	9.9	7.4
Average Per Catch	17.0	12.5
Average Per Game	228.0	235.2
TDs Passing	29	29
TOTAL OFFENSE	5305	5355
Total Plays	801	841
Average Per Play	6.6	6.4
Average Per Game	442.1	446.2
KICK RETURNS: # Yards	30-839	50-1115
PUNT RETURNS: # Yards	15-187	18-88
INT RETURNS: # Yards	7-38	9-36
KICK RETURN AVERAGE	28.0	22.3
PUNT RETURN AVERAGE	12.5	4.9
INT RETURN AVERAGE	5.4	4.0
FUMBLES-LOST	19-9	18-9
PENALTIES-Yards	87-730	66-525
Average Per Game	60.8	43.8
PUNTS-Yards	55-2317	55-2319
Average Per Punt	42.1	42.2
Net punt average	38.7	38.0
KICKOFFS-Yards	72-4162	68-4204
Average Per Kick	57.8	61.8
Net kick average	37.8	37.0
TIME OF POSSESSION/Game	31:27	28:33
3RD-DOWN Conversions	70/163	62/162
3rd-Down Pct	43%	38%
4TH-DOWN Conversions	13/21	10/22
4th-Down Pct	62%	45%
SACKS BY-Yards	23-158	35-205
MISC YARDS	0	0
TOUCHDOWNS SCORED	53	54
FIELD GOALS-ATTEMPTS	8-12	9-13
ON-SIDE KICKS	0-1	3-7
RED-ZONE SCORES	(33-40) 82%	(40-48) 83%
RED-ZONE TOUCHDOWNS	(28-40) 70%	(35-48) 73%
PAT-ATTEMPTS	(50-53) 94%	(53-53) 100%
ATTENDANCE	299475	226500
Games/Avg Per Game	6/49912	5/45300
Neutral Site Games		1/22665

Individual Offensive Statistics

RUSHING	GP	Att	Gain	Loss	Net	Avg	TD	Long	Avg/G
Hawkins, J.	12	241	1505	85	1420	5.9	8	66	118.3
Hall, H.	12	105	545	48	497	4.7	5	58	41.4
Cunningham, M.	11	106	566	165	401	3.8	6	48	36.5
Pass, J.	2	20	136	32	104	5.2	2	24	52.0
Conley, E.	7	30	154	66	88	2.9	1	41	12.6
Burkley, M.	9	8	43	0	43	5.4	0	12	4.8
Atwell, T.	12	7	32	12	20	2.9	0	11	1.7
Peterson, T.	12	1	9	0	9	9.0	0	9	0.8
Troutman, T.	12	1	1	0	1	1.0	0	1	0.1
TEAM	7	5	0	14	-14	-2.8	0	0	-2.0
Total	12	524	2991	422	2569	4.9	22	66	214.1
Opponents	12	462	2789	257	2532	5.5	25	70	211.0

PASSING	G	Effic	Cmp-Att-Int	Pct	Yds	TD	Lng	Avg/G
Cunningham, M.	11	193.61	96-156-5	61.5	1786	20	90	162.4
Conley, E.	7	139.00	40-71-3	56.3	613	4	62	87.6
Pass, J.	2	136.78	24-46-1	52.2	330	4	50	165.0
Atwell, T.	12	0.00	0-2-0	0.0	0	0	0	0.0
TEAM	7	0.00	0-1-0	0.0	0	0	0	0.0
Chalifoux, R.	5	488.80	1-1-0	100.0	7	1	7	1.4
Total	12	169.14	161-277-9	58.1	2736	29	90	228.0
Opponents	12	143.76	226-379-7	59.6	2823	29	81	235.2

RECEIVING	G	No.	Yds	Avg	TD	Lng	Avg/G
Atwell, T.	12	61	1129	18.5	12	90	94.1
Fitzpatrick, D.	12	33	598	18.1	6	74	49.8
Ford, M.	12	17	239	14.1	5	48	19.9
Dawkins, S.	12	16	348	21.8	3	77	29.0
Wakefield, K.	12	6	73	12.2	0	22	6.1
Marshall, J.	9	5	106	21.2	0	35	11.8
Hall, H.	12	5	51	10.2	0	14	4.2
Hawkins, J.	12	4	58	14.5	0	40	4.8
Davis, J.	10	3	47	15.7	1	28	4.7
Jackson, T.	5	3	19	6.3	0	9	3.8
Peete, D.	11	2	37	18.5	0	26	3.4
Pfeifer, E.	12	2	7	3.5	2	6	0.6
Johnson, J.	3	1	12	12.0	0	12	4.0
Little, T.	2	1	9	9.0	0	9	4.5
Martin, I.	11	1	8	8.0	0	8	0.7
Pass, J.	2	1	-5	-5.0	0	0	-2.5
Total	12	161	2736	17.0	29	90	228.0
Opponents	12	226	2823	12.5	29	81	235.2

PUNT RETURNS	No.	Yds	Avg	TD	Long
Burns, R.	11	103	9.4	0	34
Atwell, T.	4	84	21.0	0	50
Total	15	187	12.5	0	50
Opponents	18	88	4.9	0	38

2019 SEASON STATISTICS

INTERCEPTIONS	No.	Yds	Avg	TD	Long
Abdullah, Y.	1	7	7.0	0	7
Fagot, J.	1	12	12.0	0	12
Johnson, A.	1	11	11.0	0	11
Jones, C.	1	0	0.0	0	0
Yeast, R.	1	0	0.0	0	0
Etheridge, D.	1	4	4.0	0	4
Burns, R.	1	4	4.0	0	4
Total.....	7	38	5.4	0	12
Opponents.....	9	36	4.0	0	28

KICK RETURNS	No.	Yds	Avg	TD	Long
Hall, H.	23	728	31.7	1	100
Hawkins, J.	3	47	15.7	0	36
Wakefield, K.	2	44	22.0	0	24
Burkley, M.	1	20	20.0	0	20
Martin, I.	1	0	0.0	0	0
Total	30	839	28.0	1	100
Opponents	50	1115	22.3	0	48

FUMBLE RETURNS	No.	Yds	Avg	TD	Long
Burns, R.	1	30	30.0	1	30
Total	1	30	30.0	1	30
Opponents	3	40	13.3	0	35

[----- PATs -----]									
SCORING	TD	FGs	Kick	Rush	Rcv	Pass	DXP	Saf	Points
Atwell, T.	12	0-0	0-0	0-0	0	0-0	0	0	72
Creque, B.	0	8-11	33-33	0-0	0	0-0	0	0	57
Hawkins, J.	8	0-0	0-0	0-0	0	0-0	0	0	48
Cunningham, M.	6	0-0	0-0	0-0	0	0-0	0	0	36
Hall, H.	6	0-0	0-0	0-0	0	0-0	0	0	36
Fitzpatrick, D.	6	0-0	0-0	0-0	0	0-0	0	0	36
Ford, M.	5	0-0	0-0	0-0	0	0-0	0	0	30
Dawkins, S.	3	0-0	0-0	0-0	0	0-0	0	0	18
Chalifoux, R.	0	0-1	17-20	0-0	0	0-0	0	0	17
Pfeifer, E.	2	0-0	0-0	0-0	0	0-0	0	0	12
Pass, J.	2	0-0	0-0	0-0	0	0-0	0	0	12
Conley, E.	1	0-0	0-0	0-0	0	0-0	0	0	6
Davis, J.	1	0-0	0-0	0-0	0	0-0	0	0	6
Burns, R.	1	0-0	0-0	0-0	0	0-0	0	0	6
Total	53	8-12	50-53	0-0	0	0-0	0	0	392
Opponents	54	9-13	53-53	0-0	1	1-1	0	0	406

TOTAL OFFENSE	G	Plays	Rush	Pass	Total	Avg/G
Cunningham, M.	11	262	401	1786	2187	198.8
Hawkins, J.	12	241	1420	0	1420	118.3
Conley, E.	7	101	88	613	701	100.1
Hall, H.	12	105	497	0	497	41.4
Pass, J.	2	66	104	330	434	217.0
Burkley, M.	9	8	43	0	43	4.8
Atwell, T.	12	9	20	0	20	1.7
Peterson, T.	12	1	9	0	9	0.8
Chalifoux, R.	5	1	0	7	7	1.4
Troutman, T.	12	1	1	0	1	0.1
TEAM	7	6	-14	0	-14	-2.0
Total	12	801	2569	2736	5305	442.1
Opponents	12	841	2532	2823	5355	446.2

FIELD GOALS	FG-A	Pct	01-19	20-29	30-39	40-49	50-99	Lg	Blk
Creque, B.	8-11	72.7	0-0	1-1	4-5	3-5	0-0	43	0
Chalifoux, R.	0-1	0.0	0-0	0-0	0-0	0-1	0-0	0	0

FG SEQUENCE	LOUISVILLE	OPPONENTS
Notre Dame	(42)	-
Eastern Kentucky	43	-
Western Kentucky	(43)	-
Florida State	(30)	51,47,41
Boston College	44,(34),(41)	(45)
Wake Forest	(32),(36)	(34)
Clemson	(28)	(51),44
Virginia	38	-
Miami (FL)	-	(24)
NC State	44	(28),(27)
Syracuse	-	(33),(46)
Kentucky	-	(45)

Numbers in (parentheses) indicate field goal was made.

PUNTING	No.	Yds	Avg	Long	TB	FC	I20	50+	Blkd
King, M.	54	2295	42.5	60	5	15	16	10	1
TEAM	1	22	22.0	22	0	0	0	0	0
Total	55	2317	42.1	60	5	15	16	10	1
Opponents	55	2319	42.2	78	2	17	19	10	0

KICKOFFS	No.	Yds	Avg	TB	OB	Retn	Net	YdLn
Creque, B.	48	2822	58.8	10	1			
Turner, J.	24	1340	55.8	3	2			
Total	72	4162	57.8	13	3	1115	37.8	27
Opponents	68	4204	61.8	34	2	839	37.0	28

ALL PURPOSE	G	Rush	Rec	PR	KOR	IR	Tot	Avg/G
Hawkins, J.	12	1420	58	0	47	0	1525	127.1
Hall, H.	12	497	51	0	728	0	1276	106.3
Atwell, T.	12	20	1129	84	0	0	1233	102.8
Fitzpatrick, D.	12	0	598	0	0	0	598	49.8
Cunningham, M.	11	401	0	0	0	0	401	36.5
Dawkins, S.	12	0	348	0	0	0	348	29.0
Ford, M.	12	0	239	0	0	0	239	19.9
Wakefield, K.	12	0	73	0	44	0	117	9.8
Burns, R.	12	0	0	103	0	4	107	8.9
Marshall, J.	9	0	106	0	0	0	106	11.8
Pass, J.	2	104	-5	0	0	0	99	49.5
Conley, E.	7	88	0	0	0	0	88	12.6
Burkley, M.	9	43	0	0	20	0	63	7.0
Davis, J.	10	0	47	0	0	0	47	4.7
Peete, D.	11	0	37	0	0	0	37	3.4
Jackson, T.	5	0	19	0	0	0	19	3.8
Johnson, J.	3	0	12	0	0	0	12	4.0
Fagot, J.	12	0	0	0	0	12	12	1.0
Johnson, A.	12	0	0	0	0	11	11	0.9
Peterson, T.	12	9	0	0	0	0	9	0.8
Little, T.	2	0	9	0	0	0	9	4.5
Martin, I.	11	0	8	0	0	0	8	0.7
Pfeifer, E.	12	0	7	0	0	0	7	0.6
Abdullah, Y.	12	0	0	0	0	7	7	0.6
Etheridge, D.	12	0	0	0	0	4	4	0.3
Troutman, T.	12	1	0	0	0	0	1	0.1
Total	12	2569	2736	187	839	38	6369	530.8
Opponents	12	2532	2823	88	1115	36	6594	549.5

2019 SEASON DEFENSIVE STATISTICS

		-----Tackles-----				-Sacks-		---Pass Def---		-Fumbles-			Blkd	
DEFENSIVE LEADERS	GP	Solo	Ast	Total	TFL/Yds	No-Yards	Int-Yds	BrUp	QBH	Rcv-Yds	FF	Kick	Saf	
9	Avery, C.	12	56	28	84	3.0-4	1.0-3	.	6	3	1-0	.	.	.
10	Burns, R.	12	49	27	76	9.0-33	2.0-15	1-4	1	3	1-30	1	.	.
30	Pass, K.	12	53	22	75	3.0-5	.	.	2	.	.	1	.	.
17	Etheridge, D.	12	43	24	67	7.5-19	1.0-4	1-4	5	3	1-0	.	.	.
3	Yeast, R.	11	38	23	61	1.0-2	.	1-0	4	1	.	2	.	.
2	Jones, C.	12	36	10	46	3.5-6	.	1-0	9
22	Abdullah, Y.	12	25	18	43	4.0-15	1.0-7	1-7	.	.	2-0	.	.	.
53	Caban, A.	12	15	14	29	5.5-20	1.0-10	.	.	5	.	1	.	.
27	Johnson, A.	12	21	6	27	2.0-6	.	1-11	6	1	1-0	3	.	.
7A	Montgomery, M.	12	20	7	27	5.0-32	5.0-32	.	1	1	1-0	3	.	.
12	Character, M.	11	24	2	26	1.0-7	1.0-7	.	1
20	Troutman, T.	12	17	8	25	1.0-2	.	.	.	1
94	Robinson, G.	12	18	7	25	6.0-34	4.0-29	.	2	3	1-0	.	.	.
11	Okeke, N.	11	10	14	24	1.0-4	1.0-4	.	.	1
38	Fagot, J.	12	14	10	24	.	.	1-12	1
29	Peterson, T.	12	8	15	23	1.5-3	.	.	.	4	1-0	.	.	.
90	Goldwire, J.	12	14	8	22	4.0-14	2.0-11	.	2	1
6	Sturghill, C.	10	18	.	18	.	.	.	3
49	Whitlow, B.	12	8	8	16	4.5-22	1.0-12	.	1	.	.	1	.	.
33	Hayes, I.	8	8	6	14	1
92	Clark, M.	11	6	5	11	3.0-10	0.5-4
57	Kinnaird, D.	11	4	5	9	1.5-18	1.5-18	.	.	2
93	McCrae, G.	11	6	3	9
15	Head, Q.	9	5	3	8
18	Tyler, T.	9	4	1	5	3
5A	Hicks, R.	12	2	3	5	1.0-3
1A	Mbanasor, P.	6	4	1	5
2A	Peete, D.	11	3	1	4
35	Holl, T.	7	1	2	3
5	Dawkins, S.	12	1	1	2	.	.	.	1
1	Atwell, T.	12	2	.	2
7	Fitzpatrick, D.	12	1	1	2
31	Edwards, Z.	3	1	.	1
41	Martin, I.	11	.	1	1
43	Smith, D.	10	.	1	1
45	Creque, B.	8	1	.	1
8A	Wakefield, K.	12	1	.	1
60	Haycraft, T.	12	1	.	1
83	Ford, M.	12	1	.	1
73	Becton, M.	11	1	.	1
91	Dorsey, D.	11	1	.	1
28	King, M.	12	.	1	1
95	Geathers, T.	10	1
Total		12	541	286	827	68-259	23-158	7-38	45	34	9-30	12	.	.
Opponents		12	509	279	788	117.0-398	35-205	9-36	30	26	9-40	7	1	.

2019 TEAM STATISTICS

Opponent	Score	Total	First Downs			Rushing	Passing		Total Offense	Return	TO
			Rush	Pass	Pen		Comp-Att-Int	Yards			
NOTRE DAME	17-35	21/18	14/9	6/9	1/0	47-249/42-230	12-28-0/14-23-0	134/193	75-383/65-423	59/16	3/1
EASTERN KENTUCKY	42-0	23/10	12/6	9/4	2/0	38-322/43-130	13-20-1/9-15-0	220/42	58-542/58-172	37/156	1/0
Western Kentucky	38-21	21/14	12/3	7/8	2/3	50-206/23-43	11-17-0/25-47-0	209/245	67-415/70-288	79/109	1/2
Florida State	24-35	18/26	8/8	8/16	2/2	47-124/41-140	16-28-1/26-34-0	286/382	75-410/75-522	47/35	2/0
BOSTON COLLEGE	41-39	26/24	7/11	18/11	1/2	44-236/45-259	23-34-0/15-33-1	428/304	78-664/78-563	65/178	0/2
Wake Forest	62-59	22/40	9/16	12/20	1/4	44-225/46-245	17-25-1/33-56-2	295/423	69-520/102-668	291/155	2/3
CLEMSON	10-45	15/23	8/11	6/11	1/1	43-156/37-298	8-22-2/22-33-2	107/253	65-263/70-551	50/102	3/2
VIRGINIA	28-21	17/18	11/5	4/13	2/0	45-227/26-78	8-14-0/24-42-1	133/233	59-360/68-311	78/119	0/2
Miami (FL)	27-52	18/21	6/8	9/10	3/3	35-168/32-197	18-29-2/16-23-0	328/252	64-496/55-449	135/147	3/0
NC State	34-20	17/25	6/10	8/14	3/1	39-77/35-134	14-21-0/24-46-1	249/243	60-326/81-377	47/82	0/3
SYRACUSE	56-34	25/27	17/16	8/9	0/2	41-370/52-261	11-20-1/17-25-0	238/249	61-608/77-510	142/179	1/1
Kentucky	13-45	17/16	10/15	7/0	0/1	51-209/40-517	10-19-1/1-2-0	109/4	70-318/42-521	64/1	2/0
Totals	392-406	240/262	120/118	102/125	18/19	524-2569/462-2532	161-277-9/226-379-7	2736/2823	801-5305/841-5355	1094/1279	18/16

Note: Game totals are displayed in the format TEAM/OPPONENT for each category

Opponent	3rd Down	4th Down	Time of Possession	TOP Margin	Avg Yds/Rush	Avg Yds/Pass	Avg Yds/Play	Punting Number-Avg	Penalties Number-Yards
	Conversions	Conversions							
NOTRE DAME	6-15/5-12	1-2/0-1	32:00/28:00	4:00	5.3/5.5	4.8/8.4	5.1/6.5	5-41.4/6-39.3	8-50/4-20
EASTERN KENTUCKY	4-9/6-16	1-2/0-2	26:33/33:27	-6:54	8.5/3.0	11.0/2.8	9.3/3.0	2-46.5/9-37.4	5-30/7-68
Western Kentucky	4-11/4-16	1-2/1-4	31:11/28:49	2:22	4.1/1.9	12.3/5.2	6.2/4.1	4-38.2/5-41.6	6-69/5-25
Florida State	5-17/5-14	2-3/0-1	33:42/26:18	7:24	2.6/3.4	10.2/11.2	5.5/7.0	6-44.2/4-42.0	7-54/5-36
BOSTON COLLEGE	8-16/4-15	1-1/2-3	34:54/25:06	9:48	5.4/5.8	12.6/9.2	8.5/7.2	5-39.4/4-51.2	7-61/5-35
Wake Forest	6-14/7-15	1-1/0-0	32:09/27:51	4:18	5.1/5.3	11.8/7.6	7.5/6.5	4-39.8/6-44.7	8-90/8-59
CLEMSON	5-14/5-11	0-1/0-0	29:54/30:06	-0:12	3.6/8.1	4.9/7.7	4.0/7.9	6-48.5/3-36.0	5-40/6-47
VIRGINIA	5-12/4-14	0-1/2-2	30:18/29:42	0:36	5.0/3.0	9.5/5.5	6.1/4.6	5-45.2/7-43.4	5-30/8-70
Miami (FL)	5-14/5-10	3-4/0-0	33:02/26:58	6:04	4.8/6.2	11.3/11.0	7.8/8.2	5-33.6/4-46.2	14-121/5-55
NC State	8-14/8-17	1-1/3-4	30:26/29:34	0:52	2.0/3.8	11.9/5.3	5.4/4.7	4-35.2/2-54.0	10-66/4-51
SYRACUSE	8-11/6-14	0-0/1-3	27:16/32:44	-5:28	9.0/5.0	11.9/10.0	10.0/6.6	3-50.0/3-35.7	5-59/7-44
Kentucky	6-16/3-8	2-3/1-2	35:55/24:05	11:50	4.1/12.9	5.7/2.0	4.5/12.4	6-44.5/2-42.5	7-60/2-15
Totals	70-163/62-162	13-21/10-22	377:20/342:40	34:40	4.9/5.5	9.9/7.4	6.6/6.4	55-42.1/55-42.2	730/525

Note: Game totals are displayed in the format TEAM/OPPONENT for each category

Red Zone Charts

Louisville Inside Opponent Red Zone

Date	Opponent	Score	Time In RZ	Times Scored	Total Pts	Rush TDs	Pass TDs	TDs	FGs Made	FGA	Failed to score inside RZ			Half	Game
											Downs	Int	Fumb		
Sept. 2	Notre Dame	L, 17-35	2	2	14	2	2	0	0	0	0	0	0	0	0
Sept. 7	Eastern Kentucky	W, 42-0	5	4	28	4	1	3	0	0	0	0	0	1	0
Sept. 14	vs Western Kentucky	W, 38-21	3	2	14	2	1	1	0	0	0	0	0	1	0
Sept. 21	at Florida State	L, 24-35	3	3	17	2	1	1	1	0	0	0	0	0	0
Oct. 5	Boston College	W, 41-39	4	4	24	3	3	0	1	0	0	0	0	0	0
Oct. 12	at Wake Forest	W, 62-59	6	6	34	4	2	2	2	0	0	0	0	0	0
Oct. 19	Clemson	L, 10-45	2	2	10	1	1	0	1	0	0	0	0	0	0
Oct. 26	Virginia	W, 28-21	3	2	14	2	2	0	0	1	0	0	0	0	0
Nov. 9	at Miami (FL)	L, 27-52	5	2	14	2	1	1	0	0	1	2	0	0	0
Nov. 16	at NC State	W, 34-20	3	2	14	2	0	2	0	1	0	0	0	0	0
Nov. 23	Syracuse	W, 56-34	4	4	28	4	2	2	0	0	0	0	0	0	0
Nov 30	at Kentucky	L, 13-45	0	0	0	0	0	0	0	0	0	0	0	0	0
Totals			40	33	211	28	16	12	5	2	1	2	0	2	0
33 of 40 (82.5%)															

Opponent Inside Louisville Red Zone

Date	Opponent	Score	Time In RZ	Times Scored	Total Pts	Rush TDs	Pass TDs	TDs	FGs Made	FGA	Failed to score inside RZ			Half	Game
											Downs	Int	Fumb		
Sept. 2	Notre Dame	L, 17-35	4	4	28	4	4	0	0	0	0	0	0	0	0
Sept. 7	Eastern Kentucky	W, 42-0	0	0	0	0	0	0	0	0	0	0	0	0	0
Sept. 14	vs Western Kentucky	W, 38-21	3	2	14	2	0	2	0	0	1	0	0	0	0
Sept. 21	at Florida State	L, 24-35	4	3	21	3	3	0	0	1	0	0	0	0	0
Oct. 5	Boston College	W, 41-39	4	3	22	3	0	3	0	0	0	0	1	0	0
Oct. 12	at Wake Forest	W, 62-59	7	6	38	5	3	2	1	0	0	1	0	0	0
Oct. 19	Clemson	L, 10-45	5	4	28	4	2	2	0	0	0	1	0	0	0
Oct. 26	Virginia	W, 28-21	4	3	21	3	2	1	0	0	0	1	0	0	0
Nov. 9	at Miami (FL)	L, 27-52	5	5	31	4	1	3	1	0	0	0	0	0	0
Nov. 16	at NC State	W, 34-20	5	4	20	2	0	2	2	0	1	0	0	0	0
Nov. 23	Syracuse	W, 56-34	5	4	24	3	1	2	1	0	1	0	0	0	0
Nov 30	at Kentucky	L, 13-45	2	2	14	2	2	0	0	0	0	0	0	0	0
Totals			48	40	261	35	18	17	5	1	3	3	1	0	0
40 of 48 (83.3%)															

2019 INDIVIDUAL STATISTICS

RUSHING	No-Yds/TD	ND	EKU	WKU	FSU	BC	WF	CU	VA	UM	ST	SU	UK
Hawkins, J.	241-1420/8	19-122/0	11-123/0	19-93/1	17-52/0	25-172/1	20-60/1	26-129/1	28-136/2	15-91/0	16-67/0	23-233/1	22-142/1
Hall, H.	105-497/5	11-69/0	15-58/1	12-55/0	11-57/0	11-23/1	11-30/1	3-15/0	4-9/0	6-79/1	6-2/0	8-71/1	7-29/0
Cunningham, M.	106-401/6	DNP	4-73/1	16-46/0	17-5/1	6-43/1	4-59/0	3--10/0	11-97/1	10--8/1	16-9/0	8-60/1	11-27/0
Pass, J.	20-104/2	16-67/2	4-37/0	DNP	DNP	DNP	DNP	DNP	DNP	DNP	DNP	DNP	DNP
Conley, E.	30-88/1	DNP	DNP	2-6/0	DNP	1--1/0	7-79/1	8-7/0	1--7/0	3-10/0	DNP	DNP	8--6/0
Burkley, M.	8-43/0	-	3-20/0	-	1-1/0	DNP	DNP	2-6/0	-	DNP	-	-	2-16/0
Atwell, T.	7-20/0	-	1-11/0	1-6/0	-	-	-	1-9/0	1--8/0	1--4/0	-	2-6/0	-
Peterson, T.	1-9/0	-	-	-	1-9/0	-	-	-	-	-	-	-	-
Troutman, T.	1-1/0	-	-	-	-	-	-	-	-	-	-	-	1-1/0
TEAM	5--14/0	1--9/0	DNP	DNP	-	1--1/0	2--3/0	DNP	DNP	-	1--1/0	-	DNP

RECEIVING	No-Yds/TD	ND	EKU	WKU	FSU	BC	WF	CU	VA	UM	ST	SU	UK
Atwell, T.	61-1129/12	5-47/0	2-53/1	5-145/3	5-69/1	8-110/0	7-85/1	3-37/0	6-122/1	6-142/1	5-110/1	5-152/2	4-57/1
Fitzpatrick, D.	33-598/6	1-10/0	3-32/1	-	7-133/1	5-108/1	5-125/2	3-63/0	1-10/0	1-9/0	4-72/1	-	3-36/0
Dawkins, S.	16-348/3	1-18/0	-	3-21/0	-	6-170/1	3-68/1	1-6/0	-	1-36/0	-	1-29/1	-
Ford, M.	17-239/5	2-43/0	3-26/2	1-23/0	1-48/0	1-5/0	-	-	-	3-25/0	3-52/2	3-17/1	-
Marshall, J.	5-106/0	-	2-59/0	DNP	-	1-20/0	DNP	-	-	1-20/0	DNP	-	1-7/0
Wakefield, K.	6-73/0	-	1-16/0	-	-	-	2-17/0	-	-	3-40/0	-	-	-
Hawkins, J.	4-58/0	-	-	-	-	1-13/0	-	-	1-1/0	1-40/0	-	-	1-4/0
Hall, H.	5-51/0	-	-	-	1-10/0	-	-	-	-	1-10/0	1-14/0	1-12/0	1-5/0
Davis, J.	3-47/1	DNP	DNP	-	1-18/0	-	-	1-1/0	-	-	-	1-28/1	-
Peete, D.	2-37/0	-	1-26/0	1-11/0	-	-	-	-	-	-	-	DNP	-
Jackson, T.	3-19/0	-	1-8/0	1-9/0	-	1-2/0	DNP	DNP	DNP	DNP	DNP	DNP	DNP
Johnson, J.	1-12/0	1-12/0	-	-	DNP	DNP	DNP	DNP	DNP	DNP	DNP	DNP	DNP
Little, T.	1-9/0	1-9/0	DNP	DNP	-	DNP	DNP	DNP	DNP	DNP	DNP	DNP	DNP
Martin, I.	1-8/0	-	-	DNP	1-8/0	-	-	-	-	-	-	-	-
Pfeifer, E.	2-7/2	-	-	-	-	-	-	-	-	1-6/1	1-1/1	-	-
Pass, J.	1--5/0	1--5/0	-	DNP	DNP	DNP	DNP	DNP	DNP	DNP	DNP	DNP	DNP

PUNT RETURNS	No-Yds	ND	EKU	WKU	FSU	BC	WF	CU	VA	UM	ST	SU	UK
Burns, R.	11-103	-	1-1	3-22	1-10	3-11	-	-	1-34	1-4	1-21	-	-
Atwell, T.	4-84	-	2-36	-	-	-	1-50	-	-	1--2	-	-	-

KICK RETURNS	No-Yds	ND	EKU	WKU	FSU	BC	WF	CU	VA	UM	ST	SU	UK
Hall, H.	23-728	3-59	-	1-27	-	1-43	4-220	1-38	-	5-133	1-22	4-142	3-44
Hawkins, J.	3-47	-	-	-	2-37	-	1-10	-	-	-	-	-	-
Wakefield, K.	2-44	-	-	-	-	-	-	-	2-44	-	-	-	-
Burkley, M.	1-20	-	-	-	-	DNP	DNP	-	-	DNP	-	-	1-20
Martin, I.	1-0	-	1-0	DNP	-	-	-	-	-	-	-	-	-

INT. RETURNS	No-Yds	ND	EKU	WKU	FSU	BC	WF	CU	VA	UM	ST	SU	UK
Abdullah, Y.	1-7	-	-	-	-	-	1-7	-	-	-	-	-	-
Jones, C.	1-0	-	-	-	-	-	-	-	1-0	-	-	-	-
Yeast, R.	1-0	-	-	-	-	-	-	1-0	-	-	-	-	DNP
Johnson, A.	1-11	-	-	-	-	1-11	-	-	-	-	-	-	-
Fagot, J.	1-12	-	-	-	DNP	-	-	1-12	-	-	-	-	-
Burns, R.	1-4	-	-	-	-	-	1-4	-	-	-	-	-	-
Etheridge, D.	1-4	-	-	-	-	-	-	-	-	-	1-4	-	-

FUMBLE RETURNS	No-Yds	ND	EKU	WKU	FSU	BC	WF	CU	VA	UM	ST	SU	UK
Burns, R.	1-30	-	-	1-30	-	-	-	-	-	-	-	-	-

PASSING

#3A Cunningham, M.	Att	Comp	Int	Pct	Yards	TD	Long	Sack	Yds	Effic
Eastern Kentucky	1	1	0	100.0	24	0	24	0	0	301.6
Western Kentucky	14	9	0	64.3	123	2	46	3	12	185.2
Florida State	27	16	1	59.3	286	2	74	6	27	165.3
Boston College	18	13	0	72.2	288	1	77	0	0	225.0
Wake Forest	6	5	0	83.3	99	2	55	0	0	331.9
Clemson	11	4	1	36.4	63	0	38	1	4	66.3
Virginia	10	6	0	60.0	126	1	77	3	17	198.8
Miami (FL)	18	12	1	66.7	219	2	80	3	19	194.4
NC State	20	13	0	65.0	242	4	74	3	19	232.6
Syracuse	20	11	1	55.0	238	5	90	0	0	227.5
Kentucky	11	6	1	54.5	78	1	33	2	16	125.9
TOTALS	156	96	5	61.5	1786	20	90	21	114	193.6

#6A Conley, E.	Att	Comp	Int	Pct	Yards	TD	Long	Sack	Yds	Effic
Western Kentucky	3	2	0	66.7	86	1	62	0	0	417.5
Boston College	16	10	0	62.5	140	1	27	0	0	156.6
Wake Forest	18	12	1	66.7	196	2	50	1	4	183.7
Clemson	11	4	1	36.4	44	0	19	4	29	51.8
Virginia	4	2	0	50.0	7	0	6	1	7	64.7
Miami (FL)	11	6	1	54.5	109	0	40	0	0	119.6
Kentucky	8	4	0	50.0	31	0	10	4	23	82.6
TOTALS	71	40	3	56.3	613	4	62	10	63	139.0

#4 Pass, J.	Att	Comp	Int	Pct	Yards	TD	Long	Sack	Yds	Effic
Notre Dame	27	12	0	44.4	134	0	37	4	28	86.1
Eastern Kentucky	19	12	1	63.2	196	4	50	0	0	208.8
TOTALS	46	24	1	52.2	330	4	50	4	28	136.8

#37 Chalifoux, R.	Att	Comp	Int	Pct	Yards	TD	Long	Sack	Yds	Effic
NC State	1	1	0	100.0	7	1	7	0	0	488.8
TOTALS	1	1	0	100.0	7	1	7	0	0	488.8

2019 INDIVIDUAL STATISTICS

TOTAL TACKLES	UA-A	TOT	ND	EKU	WKU	FSU	BC	WF	CU	VA	UM	ST	SU	UK
Avery, C.	56-28	84	3-3	4-3	1-2	7-2	5-0	9-4	5-2	8-0	2-2	3-3	4-5	5-2
Burns, R.	49-27	76	6-0	4-3	3-0	3-2	2-1	10-6	2-2	3-1	2-2	4-4	9-3	1-3
Pass, K.	53-22	75	6-1	3-1	3-2	9-3	10-2	4-6	6-1	2-0	1-2	4-1	3-1	2-2
Etheridge, D.	43-24	67	1-2	4-3	1-1	4-3	4-0	3-5	3-0	1-0	3-2	7-4	10-2	2-2
Yeast, R.	38-23	61	6-1	2-1	0-2	6-2	8-3	0-5	4-1	4-2	3-1	4-0	1-5	DNP
Jones, C.	36-10	46	1-1	3-0	6-1	2-2	6-0	1-0	4-0	7-1	0-2	1-1	4-2	1-0
Abdullah, Y.	25-18	43	1-0	2-1	2-2	1-1	3-2	4-2	3-1	-	3-3	0-4	2-2	4-0
Caban, A.	15-14	29	1-2	1-0	3-1	1-4	0-2	2-1	2-0	2-0	0-2	-	2-2	1-0
Johnson, A.	21-6	27	-	1-0	5-2	1-1	2-0	5-3	1-0	1-0	3-0	2-0	-	-
Montgomery, M.	20-7	27	0-2	2-0	2-1	1-0	2-0	2-0	4-1	2-0	2-1	3-1	0-1	-
Character, M.	24-2	26	DNP	1-1	1-0	2-0	2-0	-	-	7-0	1-0	1-0	9-1	-
Troutman, T.	17-8	25	-	3-3	0-1	-	2-1	1-0	2-1	1-0	3-0	2-1	2-1	1-0
Robinson, G.	18-7	25	2-0	2-2	-	1-2	1-0	1-0	2-0	2-1	1-0	1-1	1-0	4-1
Okeke, N.	10-14	24	5-2	0-1	0-1	0-7	-	DNP	-	1-0	-	2-1	1-1	1-1
Fagot, J.	14-10	24	0-1	1-0	2-1	DNP	1-2	1-1	3-0	2-0	2-3	-	1-1	-
Peterson, T.	8-15	23	0-1	1-1	1-0	0-4	1-0	0-4	-	1-2	0-1	1-2	2-0	1-0
Goldwire, J.	14-8	22	1-0	2-1	0-1	2-1	-	2-0	1-2	-	1-0	4-1	0-1	1-1
Sturghill, C.	18-0	18	4-0	3-0	4-0	1-0	1-0	DNP	2-0	1-0	-	DNP	1-0	1-0
Whitlow, B.	8-8	16	-	2-0	1-1	1-1	0-1	-	1-0	1-1	-	1-2	0-2	1-0
Hayes, I.	8-6	14	DNP	1-0	DNP	1-0	DNP	DNP	2-1	1-0	1-0	1-0	-	1-5
Clark, M.	6-5	11	-	0-1	2-0	-	-	2-1	DNP	-	-	0-1	1-2	1-0
Kinnaird, D.	4-5	9	-	0-1	DNP	0-1	-	1-0	0-1	1-0	1-0	-	0-1	1-1
McCrae, G.	6-3	9	DNP	1-0	0-1	-	2-0	-	0-1	-	1-0	2-0	0-1	-
Head, Q.	5-3	8	0-1	1-1	1-0	-	-	1-1	2-0	-	DNP	DNP	DNP	-
Mbanasor, P.	4-1	5	4-0	-	DNP	-	-	0-1	-	DNP	DNP	DNP	DNP	DNP
Tyler, T.	4-1	5	-	-	1-0	1-0	-	1-1	-	-	1-0	DNP	DNP	DNP
Hicks, R.	2-3	5	1-0	-	0-2	-	-	-	-	-	1-0	-	0-1	-
Peete, D.	3-1	4	-	-	-	-	-	2-1	-	-	-	-	DNP	1-0
Holl, T.	1-2	3	0-1	1-0	-	-	0-1	-	-	DNP	DNP	DNP	DNP	DNP
Atwell, T.	2-0	2	-	-	-	-	-	1-0	-	-	-	-	-	1-0
Fitzpatrick, D.	1-1	2	-	0-1	-	-	-	-	-	-	1-0	-	-	-
Dawkins, S.	1-1	2	-	1-0	-	-	0-1	-	-	-	-	-	-	-
Ford, M.	1-0	1	1-0	-	-	-	-	-	-	-	-	-	-	-
Wakefield, K.	1-0	1	-	-	-	1-0	-	-	-	-	-	-	-	-
Becton, M.	1-0	1	-	-	-	-	-	-	1-0	-	-	DNP	-	-
King, M.	0-1	1	-	-	-	-	-	-	-	-	0-1	-	-	-
Haycraft, T.	1-0	1	-	-	-	-	-	-	1-0	-	-	-	-	-
Dorsey, D.	1-0	1	-	-	DNP	-	-	-	1-0	-	-	-	-	-
Martin, I.	0-1	1	-	-	DNP	-	-	-	-	-	-	-	0-1	-
Smith, D.	0-1	1	-	0-1	DNP	-	-	-	-	-	-	-	-	DNP
Creque, B.	1-0	1	-	1-0	-	-	-	-	-	-	DNP	DNP	DNP	DNP
Edwards, Z.	1-0	1	DNP	-	DNP	DNP	-	1-0	DNP	DNP	DNP	DNP	DNP	DNP

2019 INDIVIDUAL STATISTICS

TACKLES FOR LOSS	UA-A	TOT	ND	EKU	WKU	FSU	BC	WF	CU	VA	UM	ST	SU	UK
Burns, R.	8-2	9.0	1.0-8	2.0-8	-	1.0-5	-	2.0-5	-	-	1.5-4	-	1.5-3	-
Etheridge, D.	7-1	7.5	0.5-1	1.0-1	1.0-4	1.0-4	-	-	1.0-5	-	1.0-2	-	1.0-1	1.0-1
Robinson, G.	6-0	6.0	1.0-1	1.0-7	-	-	-	1.0-6	-	1.0-14	-	1.0-2	1.0-4	-
Caban, A.	4-3	5.5	-	-	1.0-1	1.0-3	-	0.5-1	1.0-3	-	0.5-1	-	1.5-11	-
Montgomery, M.	5-0	5.0	-	-	1.0-9	-	-	1.0-5	-	2.0-9	-	1.0-9	-	-
Whitlow, B.	4-1	4.5	-	1.0-12	1.0-3	-	-	-	1.0-4	0.5-2	-	1.0-1	-	-
Goldwire, J.	4-0	4.0	-	1.0-7	-	-	-	-	1.0-4	-	-	2.0-3	-	-
Abdullah, Y.	4-0	4.0	-	1.0-7	-	-	2.0-7	1.0-1	-	-	-	-	-	-
Jones, C.	3-1	3.5	0.5-1	-	1.0-1	-	1.0-3	-	1.0-1	-	-	-	-	-
Avery, C.	2-2	3.0	-	-	-	1.0-3	1.0-1	0.5-0	-	-	-	-	0.5-0	-
Pass, K.	3-0	3.0	-	1.0-1	-	1.0-3	-	-	-	-	-	-	-	1.0-1
Clark, M.	2-2	3.0	-	-	2.0-5	-	-	-	DNP	-	-	-	1.0-5	-
Johnson, A.	2-0	2.0	-	-	-	-	-	-	-	-	2.0-6	-	-	-
Peterson, T.	1-1	1.5	-	-	-	-	-	-	-	1.5-3	-	-	-	-
Kinnaird, D.	1-1	1.5	-	-	DNP	-	-	-	-	-	1.0-14	-	0.5-4	-
Troutman, T.	1-0	1.0	-	1.0-2	-	-	-	-	-	-	-	-	-	-
Hicks, R.	1-0	1.0	1.0-3	-	-	-	-	-	-	-	-	-	-	-
Character, M.	1-0	1.0	DNP	-	-	-	-	-	-	1.0-7	-	-	-	-
Okeke, N.	1-0	1.0	1.0-4	-	-	-	-	DNP	-	-	-	-	-	-
Yeast, R.	1-0	1.0	-	1.0-2	-	-	-	-	-	-	-	-	-	DNP

SACKS	UA-A	TOT	ND	EKU	WKU	FSU	BC	WF	CU	VA	UM	ST	SU	UK
Montgomery, M.	5-0	5.0	-	-	1.0-9	-	-	1.0-5	-	2.0-9	-	1.0-9	-	-
Robinson, G.	4-0	4.0	-	1.0-7	-	-	-	1.0-6	-	1.0-14	-	1.0-2	-	-
Burns, R.	2-0	2.0	1.0-8	1.0-7	-	-	-	-	-	-	-	-	-	-
Goldwire, J.	2-0	2.0	-	1.0-7	-	-	-	-	1.0-4	-	-	-	-	-
Kinnaird, D.	1-1	1.5	-	-	DNP	-	-	-	-	-	1.0-14	-	0.5-4	-
Avery, C.	1-0	1.0	-	-	-	1.0-3	-	-	-	-	-	-	-	-
Etheridge, D.	1-0	1.0	-	-	-	1.0-4	-	-	-	-	-	-	-	-
Abdullah, Y.	1-0	1.0	-	1.0-7	-	-	-	-	-	-	-	-	-	-
Whitlow, B.	1-0	1.0	-	1.0-12	-	-	-	-	-	-	-	-	-	-
Caban, A.	1-0	1.0	-	-	-	-	-	-	-	-	-	-	1.0-10	-
Character, M.	1-0	1.0	DNP	-	-	-	-	-	-	1.0-7	-	-	-	-
Okeke, N.	1-0	1.0	1.0-4	-	-	-	-	DNP	-	-	-	-	-	-
Clark, M.	0-1	0.5	-	-	-	-	-	-	DNP	-	-	-	0.5-4	-

2019 HIGHS AND LOWS

Louisville Totals

	Highs	Lows
Points Scored	62 at Wake Forest	10 vs. Clemson
First Downs	25 vs. Syracuse	15 vs. Clemson
Rushing Attempts	51 vs. Western Kentucky; at Kentucky	35 at Miami
Rushing Yards	370 vs. Syracuse	77 at NC State
Passes Attempted	34 vs. Boston College	14 vs. Virginia
Passes Completed	23 vs. Boston College	8 vs. Clemson, Virginia
Had Intercepted	2 vs. Clemson; at Miami	0 (Five times)
Passing Yards	428 vs. Boston College	107 vs. Clemson
Total Plays	78 vs. Boston College	58 vs. Eastern Kentucky
Total Yards	664 vs. Boston College	263 vs. Clemson
Possession Time	35:55 at Kentucky	26:33 vs. Eastern Kentucky
Fumbles	5 vs. Notre Dame	0 vs. Eastern Kentucky; Syracuse
Fumbles Lost	3 vs. Notre Dame	0 (Five times)
Turnovers	3 (Three times)	0 (Three times)
Penalties	14 at Miami	5 (Four times)
Yards Penalized	121 at Miami	30 vs. Eastern Kentucky, Virginia
Sacks By-Yards Lost	5-40 vs. Eastern Kentucky	0-0 vs. Boston College
Team Tackles for Loss-Yards	10-47 vs. Eastern Kentucky	2-2 at Kentucky

Opponent Totals

	Highs	Lows
Points Scored	59 at Wake Forest	0 vs. Eastern Kentucky
First Downs	40 at Wake Forest	10 vs. Eastern Kentucky
Rushing Attempts	52 vs. Syracuse	23 vs. Western Kentucky
Rushing Yards	517 at Kentucky	43 vs. Western Kentucky
Passes Attempted	56 at Wake Forest	2 at Kentucky
Passes Completed	33 at Wake Forest	1 at Kentucky
Had Intercepted	2 at Wake Forest, vs. Clemson	0 (Seven times)
Passing Yards	423 at Wake Forest	4 at Kentucky
Total Plays	102 at Wake Forest	42 at Kentucky
Total Yards	668 at Wake Forest	172 vs. Eastern Kentucky
Possession Time	33:27 vs. Eastern Kentucky	24:05 at Kentucky
Fumbles Lost	2 vs. Western Kentucky, at NC State	0 (Four times)
Turnovers	3 at Wake Forest, NC State	0 (Four times)
Penalties	8 at Wake Forest, vs. Virginia	2 at Kentucky
Yards Penalized	70 vs. Virginia	15 at Kentucky
Sacks By-Yards Lost	6-27 at Florida State, 6-39 vs. Clemson; 6-39 at Kentucky	0-0 vs. Eastern Kentucky; Syracuse
Team Tackles for Loss-Yards	14-56 at Miami	4-6 vs. Syracuse

Louisville Individual Highs

Most Rushing Attempts	28, Javian Hawkins vs. Virginia
Most Net Rushing Yards	233, Javian Hawkins vs. Syracuse
Rushing Touchdowns	2, Jawon Pass vs. Notre Dame; Javian Hawkins vs. Virginia
Longest Touchdown Run	58, Hassan Hall at Miami
Longest Run, No TD	66, Javian Hawkins vs. Eastern Kentucky
Most Pass Attempts	27, Jawon Pass vs. Notre Dame; Micale Cunningham at Florida State
Most Completed Passes	16, Micale Cunningham at Florida State
Most Passing Yards	288, Micale Cunningham vs. Boston College
Most Passing TD	5, Micale Cunningham vs. Syracuse
Longest Touchdown Pass	90, Micale Cunningham vs. Syracuse
Longest Pass, No TD	77, Micale Cunningham vs. Boston College
Most Receptions	8, Tutu Atwell vs. Boston College
Most Receiving Yards	170, Seth Dawkins vs. Boston College
Most TD Receptions	3, Tutu Atwell vs. Western Kentucky
Most Total Offense	331, Micale Cunningham vs. Boston College
Most Touchdowns	6, Micale Cunningham vs. Syracuse
Most Field Goals Made	2, Blanton Creque vs. Boston College; at Wake Forest
Most Field Goals Attempted	3, Blanton Creque vs. Boston College
Longest Field Goal Made	43, Blanton Creque vs. Western Kentucky
Most Interceptions	1, Seven times
Longest Interception Return	12, Jack Fagot vs. Clemson
Longest Fumble Return	30, Rodjay Burns vs. Western Kentucky

Longest Punt Return	50, Tutu Atwell at Wake Forest
Longest Kickoff Return	100, Hassan Hall at Wake Forest
Most Kickoff Return Yardage	220, Hassan Hall at Wake Forest
Most Punts	6, Mason King at Florida State; vs. Clemson; at Kentucky
Highest Punting Average	50.0, Mason King vs. Syracuse
Longest Punt	60, Mason King at Florida State
Most Total Tackles	16, Rodjay Burns at Wake Forest
Most Solo Tackles	10, Khane Pass vs. Boston College; Rodjay Burns at Wake Forest; Dorian Etheridge vs. Syracuse
Most Tackles for Loss	2, Seven times
Most Yards Lost	14, G.G. Robinson vs. Virginia; Dayna Kinnaird at Miami
Most QB Sacks	2.0, Monty Montgomery vs. Virginia
Most Yards Lost	14, G.G. Robinson vs. Virginia; Dayna Kinnaird at Miami

Opponent Individual Highs

Most Yards Rushing	286, Lynn Bowden at Kentucky
Most Rushing Attempts	29, Cam Akers at Florida State
Most Yards Passing	255, Alex Hornibrook at Florida State
Most Passing Attempts	47, Steven Duncan vs. Western Kentucky
Most Pass Completions	25, Steven Duncan vs. Western Kentucky
Most Pass Receptions	13, Kendall Hinton at Wake Forest
Most Yards Receiving	196, Sage Surratt at Wake Forest

Opponent Individual Longest Plays

Run	70, Kavosiey Smoke at Kentucky
Pass	81, Clayton Welch vs. Syracuse
Field Goal	51, B.T. Potter vs. Clemson
Punt Return	38, K.J. Osborn at Miami
Kickoff Return	48, Jawhar Jordan vs. Syracuse
Fumble Return	35, Traveon Redd at Wake Forest
Interception Return	28, A.J. Terrell vs. Clemson
Punt	78, Nash Griffin vs. Virginia

Offensive Starters

Opponent	LT	LG	C	RG	RT	WR/TE	WR/TE	WR/TE	WR/TE	RB	QB
Notre Dame	Becton	Chandler	McCoy	Bell	Haycraft	Ford	Atwell	Fitzpatrick	Dawkins	Hawkins	Pass
Eastern Kentucky	Becton	Chandler	McCoy	Bell	Haycraft	Ford	Atwell	Fitzpatrick	Dawkins	Hawkins	Pass
Western Kentucky	Becton	Chandler	McCoy	Bell	Haycraft	Ford	Atwell	Fitzpatrick	Dawkins	Hawkins	Cunningham
Florida State	Becton	Chandler	Bentley	Bell	Haycraft	Ford	Pfeifer	Fitzpatrick	Atwell	Hawkins	Cunningham
Boston College	Becton	Chandler	McCoy	Bell	Haycraft	Ford	Atwell	Fitzpatrick	Dawkins	Hawkins	Cunningham
Wake Forest	Becton	Chandler	McCoy	Bell	Haycraft	Ford	Atwell	Fitzpatrick	Dawkins	Hawkins	Cunningham
Clemson	Becton	Chandler	McCoy	Bell	Haycraft	Ford	Pfeifer	Fitzpatrick	Dawkins	Hawkins	Cunningham
Virginia	Becton	Chandler	Bentley	Bell	Haycraft	Ford	Atwell	Fitzpatrick	Dawkins	Hawkins	Cunningham
Miami	Becton	Chandler	Bentley	Bell	Haycraft	Ford	Atwell	Davis	Wakefield	Hawkins	Cunningham
NC State	Boone	Chandler	Bentley	Bell	Haycraft	Ford	Atwell	Fitzpatrick	Pfeifer	Hall	Cunningham
Syracuse	Becton	Chandler	Bentley	Bell	Haycraft	Ford	Davis	Fitzpatrick	Dawkins	Hawkins	Cunningham
Kentucky	Becton	Chandler	Bentley	Bell	Haycraft	Ford	Atwell	Fitzpatrick	Dawkins	Hawkins	Cunningham

Defensive Starters

Opponent	DE	DT	DE	LB	LB	LB	LB	S	S	CB	CB
Notre Dame	Kinnaird	Robinson	Peterson	Okeke	Avery	Etheridge	Burns	Pass	Yeast	Jones	Mbanasor
Eastern Kentucky	Caban	Robinson	Peterson	Okeke	Avery	Etheridge	Head	Pass	Yeast	Jones	Sturghill
Western Kentucky	Caban	Robinson	Peterson	Whitlow	Avery	Etheridge	Burns	Pass	Yeast	Jones	Sturghill
Florida State	Caban	Robinson	Peterson	Whitlow	Avery	Etheridge	Burns	Pass	Yeast	Jones	Sturghill
Boston College	Caban	Robinson	Peterson	Abdullah	Avery	Etheridge	Burns	Pass	Yeast	Jones	Sturghill
Wake Forest	Caban	Robinson	Peterson	Abdullah	Avery	Etheridge	Burns	Pass	Yeast	Jones	Johnson
Clemson	Caban	Robinson	Peterson	Abdullah	Avery	Montgomery	Burns	Pass	Yeast	Jones	Johnson
Virginia	Caban	Robinson	Peterson	Abdullah	Avery	Etheridge	Burns	Pass	Yeast	Jones	Character
Miami	Caban	Robinson	Peterson	Abdullah	Avery	Etheridge	Burns	Pass	Yeast	Jones	Character
NC State	Caban	Robinson	Peterson	Abdullah	Avery	Etheridge	Burns	Pass	Yeast	Jones	Johnson
Syracuse	Caban	Robinson	Peterson	Whitlow	Avery	Etheridge	Burns	Pass	Yeast	Jones	Character
Kentucky	Caban	Robinson	Peterson	Abdullah	Avery	Etheridge	Burns	Pass	Hayes	Jones	Character

2019 PARTICIPATION

No.	Name	GP/GS	ND	EKU	WKU	FSU	BC	WF	CU	VA	UM	ST	SU	UK
22	Abdullah, Y.	12/7	XXX	XXX	XXX	XXX	START	START	START	START	START	START	XXX	START
1	Atwell, T.	12/10	START	START	START	START	START	START	XXX	START	START	START	XXX	START
9	Avery, C.	12/12	START	START	START	START	START	START	START	START	START	START	START	START
73	Becton, M.	11/11	START	START	START	START	START	START	START	START	START	...	START	START
75	Bell, R.	12/12	START	START	START	START	START	START	START	START	START	START	START	START
66	Bentley, C.	11/6	XXX	XXX	XXX	START	XXX	...	XXX	START	START	START	START	START
71	Black, J.	4/-	XXX	XXX	XXX	XXX
5B	Bland, M.	5/-	XXX	XXX	...	XXX	XXX	XXX	...
74	Boone, A.	9/1	...	XXX	...	XXX	XXX	...	XXX	XXX	XXX	START	XXX	XXX
56	Brown, R.	4/-	XXX	XXX	XXX	XXX
36	Burkley, M.	9/-	XXX	XXX	XXX	XXX	XXX	XXX	...	XXX	XXX	XXX
10	Burns, R.	12/11	START	XXX	START	START	START	START	START	START	START	START	START	START
53	Caban, A.	12/11	XXX	START	START	START	START	START	START	START	START	START	START	START
37	Chalifoux, R.	5/-	XXX	XXX	XXX	XXX	XXX
55	Chandler, C.	12/12	START	START	START	START	START	START	START	START	START	START	START	START
12	Character, M.	11/4	...	XXX	XXX	XXX	XXX	XXX	XXX	START	START	XXX	START	START
50	Childs, J.	7/-	XXX	XXX	XXX	XXX	XXX	XXX	XXX
92	Clark, M.	11/-	XXX	XXX	XXX	XXX	XXX	XXX	...	XXX	XXX	XXX	XXX	XXX
6A	Conley, E.	7/-	XXX	...	XXX	XXX	XXX	XXX	XXX	XXX
45	Creque, B.	8/-	XXX	XXX	XXX	XXX	XXX	XXX	XXX	XXX
80	Crowe, H.	1/-	...	XXX
3A	Cunningham, M.	11/10	...	XXX	START	START	START	START	START	START	START	START	START	START
85	Davis, J.	10/2	XXX	XXX	XXX	XXX	XXX	XXX	START	XXX	START	XXX
5	Dawkins, S.	12/9	START	START	START	XXX	START	START	START	START	XXX	XXX	START	START
91	Dorsey, D.	11/-	XXX	XXX	...	XXX	XXX	XXX	XXX	XXX	XXX	XXX	XXX	XXX
31	Edwards, Z.	3/-	...	XXX	XXX	XXX
17	Etheridge, D.	12/11	START	START	START	START	START	START	XXX	START	START	START	START	START
38	Fagot, J.	12/-	XXX	XXX	XXX	...	XXX	XXX	XXX	XXX	XXX	XXX	XXX	XXX
7	Fitzpatrick, D.	12/11	START	START	START	START	START	START	START	START	XXX	START	START	START
83	Ford, M.	12/12	START	START	START	START	START	START	START	START	START	START	START	START
95	Geathers, T.	10/-	XXX	XXX	...	XXX	XXX	XXX	XXX	XXX	XXX	XXX	XXX	...
90	Goldwire, J.	12/-	XXX	XXX	XXX	XXX	XXX	XXX	XXX	XXX	XXX	XXX	XXX	XXX
39	Graves, T.	2/-	XXX	XXX
78	Gregory, J.	4/-	XXX	XXX	XXX	XXX
19	Hall, H.	12/1	XXX	XXX	XXX	XXX	XXX	XXX	XXX	XXX	XXX	START	XXX	XXX
24	Hall, M.	10/-	XXX	XXX	XXX	...	XXX	XXX	XXX	XXX	XXX	XXX	XXX	...
87	Harrell, T.	1/-	...	XXX
1B	Hawkins, J.	12/11	START	START	START	START	START	START	START	START	START	XXX	START	START
60	Haycraft, T.	12/12	START	START	START	START	START	START	START	START	START	START	START	START
33	Hayes, I.	8/1	...	XXX	...	XXX	XXX	XXX	XXX	XXX	XXX	START
15	Head, Q.	9/1	XXX	START	XXX	XXX	XXX	XXX	XXX	XXX	XXX
5A	Hicks, R.	12/-	XXX	XXX	XXX	XXX	XXX	XXX	XXX	XXX	XXX	XXX	XXX	XXX
35	Holl, T.	9/-	XXX	XXX	XXX	XXX	XXX	XXX	XXX	...	XXX	...	XXX	...
14	Jackson, T.	5/-	XXX	XXX	XXX	XXX	XXX
27	Johnson, A.	12/3	XXX	XXX	XXX	XXX	XXX	START	START	XXX	XXX	START	XXX	XXX
1C	Johnson, J.	3/-	XXX	XXX	XXX
2	Jones, C.	12/12	START	START	START	START	START	START	START	START	START	START	START	START
44	Jones, D.	1/-	XXX
28	King, M.	12/-	XXX	XXX	XXX	XXX	XXX	XXX	XXX	XXX	XXX	XXX	XXX	XXX
57	Kinnaird, D.	11/1	START	XXX	...	XXX	XXX	XXX	XXX	XXX	XXX	XXX	XXX	XXX
2B	Little, T.	2/-	XXX	XXX
46	Lowery, B.	1/-	XXX	...
1G	Marshall, J.	9/-	XXX	XXX	...	XXX	XXX	...	XXX	XXX	XXX	...	XXX	XXX
41	Martin, I.	11/-	XXX	XXX	...	XXX	XXX	XXX	XXX	XXX	XXX	XXX	XXX	XXX
1A	Mbanasor, P.	6/1	START	XXX	...	XXX	XXX	XXX	XXX
59	McCoy, T.	9/6	START	START	START	XXX	START	START	START	XXX	...	XXX
93	McCrae, G.	11/-	...	XXX	XXX	XXX	XXX	XXX	XXX	XXX	XXX	XXX	XXX	XXX
84	Melton, D.	1/-	XXX
7A	Montgomery, M.	12/1	XXX	XXX	XXX	XXX	XXX	XXX	START	XXX	XXX	XXX	XXX	XXX
67	Nauert, T.	1/-	...	XXX
11	Okeke, N.	11/2	START	START	XXX	XXX	XXX	...	XXX	XXX	XXX	XXX	XXX	XXX
4	Pass, J.	2/2	START	START
30	Pass, K.	12/12	START	START	START	START	START	START	START	START	START	START	START	START
2A	Peete, D.	11/-	XXX	XXX	XXX	XXX	XXX	XXX	XXX	XXX	XXX	XXX	...	XXX
29	Peterson, T.	12/12	START	START	START	START	START	START	START	START	START	START	START	START
89	Pfeifer, E.	12/3	XXX	XXX	XXX	START	XXX	XXX	START	XXX	XXX	START	XXX	XXX
4A	Purvey, R.	3/-	...	XXX	XXX	XXX
21	Robbins, A.	1/-	...	XXX
94	Robinson, G.	12/12	START	START	START	START	START	START	START	START	START	START	START	START
42	Smith, A.	2/0	XXX	XXX
43	Smith, D.	10/-	XXX	XXX	...	XXX	XXX	XXX	XXX	XXX	XXX	XXX	XXX	...
81	Spence, E.	1/-	...	XXX
6	Sturghill, C.	10/4	XXX	START	START	START	START	...	XXX	XXX	XXX	...	XXX	XXX
26	Taylor-Yamano	1/-	XXX	...
48	Thomas, J.	1/-	...	XXX
20	Troutman, T.	12/-	XXX	XXX	XXX	XXX	XXX	XXX	XXX	XXX	XXX	XXX	XXX	XXX
3B	Turner, J.	5/-	XXX	XXX	XXX	XXX	XXX
18	Tyler, T.	9/-	XXX	XXX	XXX	XXX	XXX	XXX	XXX	XXX	XXX
8A	Wakefield, K.	12/1	XXX	XXX	XXX	XXX	XXX	XXX	XXX	XXX	START	XXX	XXX	XXX
49	Whitlow, B.	12/3	XXX	XXX	START	START	XXX	XXX	XXX	XXX	XXX	XXX	START	XXX
25	Williams, D.	1/-	...	XXX
3	Yeast, R.	11/11	START	START	START	START	START	START	START	START	START	START	START	...

Notre Dame

#	Qtr	Clock	Spot	Plays	Yds	TOP	Result
1.	1	12:39	L12	12	88	5:12	TD
2.	1	6:22	L25	6	75	2:14	TD
3.	1	0:29	L26	3	2	0:42	Punt
4.	2	10:23	L36	5	18	1:29	Punt
5.	2	7:09	L26	4	9	2:33	Punt
6.	2	2:49	L20	3	6	1:29	Fumble
7.	2	1:09	L24	1	(4)	0:06	Fumble
8.	2	0:17	L17	2	9	0:17	Half
9.	3	15:00	L25	7	55	3:26	Fumble
10.	3	9:39	L24	3	(7)	0:57	Punt
11.	3	8:06	L25	5	2	2:29	Punt
12.	3	3:44	L16	10	59	5:19	FG
13.	4	8:15	L23	10	23	4:38	Downs
14.	4	1:09	L09	5	23	1:09	Game

Eastern Kentucky

#	Qtr	Clock	Spot	Plays	Yds	TOP	Result
1.	1	13:44	L21	2	79	1:10	TD
2.	1	10:47	L41	5	7	1:27	Punt
3.	1	6:15	L39	3	7	1:55	Punt
4.	1	2:47	E15	2	15	0:30	TD
5.	2	11:39	L32	6	28	2:32	Int
6.	2	3:40	L24	9	51	2:57	Miss FG
7.	3	15:00	L29	2	71	0:24	TD
8.	3	10:45	L07	12	93	6:47	TD
9.	3	0:36	L15	8	85	3:31	TD
10.	4	7:40	L34	4	66	1:53	TD
11.	4	3:27	L26	6	55	3:27	Game

Western Kentucky

#	Qtr	Clock	Spot	Plays	Yds	TOP	Result
1.	1	12:36	L18	3	3	2:01	Punt
2.	1	9:03	L42	10	58	4:45	TD
3.	1	1:14	L17	10	83	4:10	TD
4.	2	11:12	L25	8	75	3:04	TD
5.	2	6:33	L26	10	49	5:10	FG
6.	2	0:47	W30	0	0	0:00	TD
7.	3	14:52	L27	2	9	0:42	Fumble
8.	3	11:37	L25	6	13	2:43	Punt
9.	3	6:31	L21	5	13	2:03	Punt
10.	3	1:36	L38	1	62	0:10	TD
11.	4	10:29	L43	4	9	2:14	Downs
12.	4	4:23	L08	3	6	1:02	Punt
13.	4	2:59	W39	6	31	2:59	Game

Florida State

#	Qtr	Clock	Spot	Plays	Yds	TOP	Result
1.	1	12:55	L29	3	3	1:25	Punt
2.	1	8:56	L26	10	35	5:43	Downs
3.	1	2:43	L01	3	7	1:30	Punt
4.	2	15:00	L25	3	6	2:00	Punt
5.	2	10:52	L23	3	2	0:59	Punt
6.	2	7:06	L34	16	66	6:22	TD
7.	3	15:00	L25	3	5	1:39	Punt
8.	3	11:28	L35	8	53	3:33	FG
9.	3	4:41	L24	7	76	2:44	TD
10.	3	0:31	L15	3	85	1:09	TD
11.	4	13:05	L28	7	45	3:26	Int
12.	4	7:25	L25	3	-4	1:32	Punt
13.	4	1:37	L25	7	43	1:37	Fumble

Boston College

#	Qtr	Clock	Spot	Plays	Yds	TOP	Result
1.	1	11:04	L20	6	80	2:31	TD
2.	1	7:01	L25	4	75	1:47	TD
3.	1	3:18	L30	6	24	4:16	Punt
4.	2	11:27	L25	10	75	5:04	TD
5.	2	5:28	L14	5	33	1:37	Punt
6.	2	2:24	L20	3	80	0:39	TD
7.	2	0:29	L25	5	49	0:29	Missed FG
8.	3	15:00	L25	3	7	2:02	Punt
9.	3	9:57	L43	6	41	3:17	FG
10.	3	5:16	L04	13	96	6:16	TD
11.	4	12:58	L35	3	-1	1:05	Punt
12.	4	10:48	L25	8	33	3:19	Punt
13.	4	3:32	L25	8	52	2:30	FG
14.	4	0:02	B46	1	-1	0:02	Game

Wake Forest

#	Qtr	Clock	Spot	Plays	Yds	TOP	Result
1.	1	13:30	L20	4	34	1:57	Punt
2.	1	11:03	W28	4	28	1:35	TD
3.	1	8:36	L08	7	92	3:02	TD
4.	1	1:45	W00	0	0	0:00	TD
5.	1	0:22	W13	3	13	0:32	TD
6.	2	12:26	L22	2	17	0:57	Fumble
7.	2	10:15	L21	4	29	2:05	Punt
8.	2	6:42	W46	9	32	4:36	FG
9.	2	0:18	L11	2	2	0:18	Half
10.	3	15:00	W15	1	15	0:22	TD
11.	3	13:04	L24	5	29	1:43	Int
12.	3	9:38	L30	7	70	3:44	TD
13.	3	4:10	L32	3	(4)	2:55	Punt
14.	4	15:00	L34	6	19	3:41	Punt
15.	4	10:26	L44	3	56	1:12	TD
16.	4	6:19	L49	5	33	0:44	FG
17.	4	3:37	L50	4	50	1:22	TD
18.	4	1:10	L23	2	(3)	1:10	Game

Clemson

#	Qtr	Clock	Spot	Plays	Yds	TOP	Result
1.	1	15:00	L25	7	34	3:25	Int
2.	1	9:27	L25	5	19	1:43	Punt
3.	1	3:40	L12	5	31	2:49	Fumble
4.	2	15:00	L20	3	2	1:15	Punt
5.	2	10:41	L38	11	52	5:44	FG
6.	2	2:25	L28	4	9	1:20	Punt
7.	2	0:05	L25	1	5	0:05	Half
8.	3	13:31	L23	6	22	1:53	Downs
9.	3	9:14	L27	3	1	1:03	Punt
10.	3	4:28	L21	3	(4)	2:19	Punt
11.	3	1:35	L25	4	1	1:42	Punt
12.	4	12:43	L25	3	0	0:32	Int
13.	4	10:14	L25	9	75	5:04	TD
14.	4	1:00	L25	2	6	1:00	Game

Virginia

#	Qtr	Clock	Spot	Plays	Yds	TOP	Result
1.	1	15:00	L20	12	40	5:47	Downs
2.	1	5:16	L29	2	71	0:49	TD
3.	1	2:38	L19	7	61	2:48	Missed FG
4.	2	14:16	L07	3	7	1:23	Punt
5.	2	10:13	L25	4	(4)	2:26	Punt
6.	2	6:03	L10	3	(8)	2:02	Punt
7.	2	0:50	L08	2	0	0:50	Half
8.	3	11:26	L11	12	89	5:33	TD
9.	3	4:08	V31	3	(4)	2:19	Punt
10.	3	0:30	V34	3	34	1:08	TD
11.	4	10:37	L22	5	21	2:54	Punt
12.	4	5:05	L37	4	63	2:19	TD

Miami

#	Qtr	Clock	Spot	Plays	Yds	TOP	Result
1.	1	15:00	L25	5	27	2:33	Punt
2.	1	9:32	L13	5	87	2:28	TD
3.	1	6:49	L25	3	(10)	1:50	Punt
4.	1	4:49	L20	10	80	5:28	TD
5.	2	11:04	L29	3	4	1:40	Punt
6.	2	8:34	L14	3	(4)	2:08	Punt
7.	2	3:27	L25	7	57	2:44	Int
8.	3	11:37	L30	3	70	1:17	TD
9.	3	7:56	L25	0	(2)	0:00	Fumble
10.	3	6:59	L25	3	(2)	1:49	Punt
11.	3	0:32	L31	5	37	2:30	Int
12.	4	10:58	L14	6	86	3:16	TD
13.	4	5:45	L32	11	51	5:19	Downs

NC State

#	Qtr	Clock	Spot	Plays	Yds	TOP	Result
1.	1	10:49	L20	7	27	3:45	Punt
2.	1	5:16	S42	7	16	3:10	Missed FG
3.	2	14:53	L47	6	53	2:59	TD
4.	2	7:36	L23	3	(13)	2:14	Punt
5.	2	4:01	L25	7	29	3:24	Punt
6.	3	15:00	L25	3	75	1:36	TD
7.	3	13:11	S40	2	40	0:41	TD
8.	3	10:50	L36	13	64	6:06	TD
9.	4	14:04	S47	9	47	4:22	TD
10.	4	4:19	S44	3	6	1:12	Punt
11.	4	0:45	L05	1	(1)	0:45	Game

Syracuse

#	Qtr	Clock	Spot	Plays	Yds	TOP	Result
1.	1	15:00	L23	10	77	4:31	TD
2.	1	8:06	L25	3	0	1:41	Punt
3.	1	6:25	S29	1	29	0:06	TD
4.	1	4:31	L40	7	60	3:16	TD
5.	2	9:36	L25	4	22	2:14	Punt
6.	2	3:47	L06	2	94	0:42	TD
7.	2	0:33	L10	6	56	0:33	Half
8.	3	11:29	S28	1	28	0:19	TD
9.	3	10:34	L35	11	65	4:21	TD
10.	3	5:25	L40	4	60	1:36	TD
11.	4	13:36	L31	1	0	0:11	Int
12.	4	12:05	L28	3	4	2:36	Punt
13.	4	6:34	L06	8	94	5:10	TD

Kentucky

#	Qtr	Clock	Spot	Plays	Yds	TOP	Result
1.	1	15:00	L25	9	75	5:12	TD
2.	1	6:17	L15	9	33	5:38	Punt
3.	2	12:37	L34	4	5	1:28	Downs
4.	2	9:00	L30	3	10	1:09	Int
5.	2	5:43	L26	3	5	1:45	Punt
6.	2	0:35	L44	2	56	0:16	TD
7.	3	14:11	L25	9	0	4:43	Punt
8.	3	6:05	L04	4	19	2:34	Punt
9.	3	1:31	L25	6	8	3:37	Punt
10.	4	12:43	L25	6	14	3:59	Punt
11.	4	5:08	L10	15	48	5:08	Fumble

Season and Career, Most Passing Yards

Player	2019	Career	2019	Career
Evan Conley	196 at Wake Forest	196 at Wake Forest (2019)	62 vs. Western Kentucky	62 vs. Western Kentucky (2019)
Micale Cunningham	288 vs. Boston College	288 vs. Boston College (2019)	90 vs. Syracuse	90 vs. Syracuse (2019)
Jawon Pass	196 vs. Eastern Kentucky	358 vs. Wake Forest (2018)	50 vs. Eastern Kentucky	53 vs. Florida State (2018)

Season And Career, Longest Pass

Season and Career, Most Receiving Yards

Player	2019	Career	2019	Career
Tutu Atwell	152 vs. Syracuse	152 vs. Syracuse (2019)	90 vs. Syracuse	90 vs. Syracuse (2019)
Seth Dawkins	170 vs. Boston College	170 vs. Boston College (2019)	77 vs. Boston College	77 vs. Boston College (2019)
Jordan Davis	28 vs. Syracuse	69 vs. Kent State (2017)	28 vs. Syracuse	69 vs. Kent State (2017)
Dez Fitzpatrick	133 at Florida State	134 vs. NC State (2017)	74 at Florida State	74 at Florida State (2019)
Marshon Ford	52 at NC State	52 at NC State (2019)	48 at Florida State	48 at Florida State (2019)
Hassan Hall	14 at NC State	33 vs. Georgia Tech (2018)	14 at NC State	15 vs. NC State (2018)
Tyler Harrell	none	36 vs. Georgia Tech (2018)	none	31 vs. Georgia Tech (2018)
Javian Hawkins	40 at Miami	40 at Miami (2019)	40 at Miami	40 at Miami (2019)
Thomas Jackson	9 vs. Western Kentucky	9 vs. Western Kentucky (2019)	9 vs. Western Kentucky	9 vs. Western Kentucky (2019)
Josh Johnson	12 vs. Notre Dame	12 vs. Notre Dame (2019)	12 vs. Notre Dame	12 vs. Notre Dame (2019)
Tobias Little	9 vs. Notre Dame	9 vs. Notre Dame (2019)	9 vs. Notre Dame	9 vs. Notre Dame (2019)
Justin Marshall	59 vs. Eastern Kentucky	59 vs. Eastern Kentucky (2019)	35 vs. Eastern Kentucky	35 vs. Eastern Kentucky (2019)
Isaac Martin	8 at Florida State	8 at Florida State (2019)	8 at Florida State	8 at Florida State (2019)
Devante Peete	26 vs. Eastern Kentucky	45 vs. Georgia Tech (2018)	26 vs. Eastern Kentucky	37 vs. Georgia Tech (2018)
Ean Pfeifer	6 at Miami	6 at Miami (2019)	6 at Miami	6 at Miami (2019)
Keion Wakefield	40 at Miami	40 at Miami (2019)	22 at Miami	22 at Miami (2019)

Season and Career, Longest Reception

Season and Career, Most Rushing Yards

Player	2019	Career	2019	Career
Tutu Atwell	11 vs. Eastern Kentucky	11 vs. Eastern Kentucky (2019)	11 vs. Eastern Kentucky	11 vs. Eastern Kentucky (2019)
Maurice Burkley	20 vs. Eastern Kentucky	20 vs. Eastern Kentucky (2019)	12 vs. Eastern Kentucky	12 vs. Eastern Kentucky (2019)
Evan Conley	79 at Wake Forest	79 at Wake Forest (2019)	41 at Wake Forest	41 at Wake Forest (2019)
Micale Cunningham	97 vs. Virginia	129 vs. Western Kentucky (2018)	48 vs. Virginia	75 vs. Kentucky (2018)
Hassan Hall	79 at Miami	79 at Miami (2019)	58 at Miami	58 at Miami (2019)
Javian Hawkins	233 vs. Syracuse	233 vs. Syracuse (2019)	66 vs. Eastern Kentucky	66 vs. Eastern Kentucky (2019)
Jawon Pass	67 vs. Notre Dame	80 vs. Syracuse (2018)	24 vs. Eastern Kentucky	49 vs. Syracuse (2018)
Tabarius Peterson	9 at Florida State	9 at Florida State (2019)	9 at Florida State	9 at Florida State (2019)
Trenell Troutman	1 at Kentucky	1 at Kentucky (2019)	1 at Kentucky	1 at Kentucky (2019)

Season and Career, Longest Run

Season and Career, Most Tackles, TFLs and Sacks

Player	2019 Tackles	Career	2019 TFL	Career	2019 Sacks	Career
Yasir Abdullah	6 vs. Wake Forest; at Miami	6 vs. Wake Forest; at Miami (2019)	2 vs. Boston College	2 vs. Boston College (2019)	1 vs. Eastern Kentucky	1 vs. Eastern Kentucky (2019)
C.J. Avery	13 vs. Wake Forest	15 vs. Boston College (2018)	1 vs. Florida State, BC	1 vs. Clemson (2018), FSU, BC (2019)	1 vs. Florida State	1 vs. Florida State (2019)
P.J. Blue	none	8 vs. Florida State (2018)	none	1 vs. Florida State (2018)	none	none
Rodjay Burns	16 vs. Wake Forest	16 vs. Wake Forest (2019)	2 vs. ECU, Wake	2 vs. ECU, Wake (2019)	1 vs. Notre Dame, ECU	1 vs. Notre Dame, ECU (2019)
Amonte Caban	5 vs. Florida State	7 vs. Kentucky (2018)	1.5 vs. Syracuse	2 vs. Wake Forest (2018)	1 vs. Syracuse	1 vs. Wake (2018), SU (2019)
Marlon Character	10 vs. Syracuse	10 vs. Syracuse (2019)	1 vs. Virginia	1 vs. Virginia (2019)	1 vs. Virginia	1 vs. Virginia (2019)
Malik Clark	3 vs. Wake Forest, Syracuse	3 vs. Wake Forest, Syracuse (2019)	2 vs. WKU	2 vs. WKU (2019)	0.5 vs. Syracuse	0.5 vs. Syracuse
Seth Dawkins	1 vs. Boston College	1 vs. Boston College (2019)	none	none	none	none
Derek Dorsey	1 vs. Clemson	5 vs. Indiana State (2018)	none	1 vs. Indiana State (2018)	none	0.5 vs. Kentucky (2018)
Dorian Etheridge	12 vs. Syracuse	14 vs. Boston College (2017)	1 (seven times)	2 vs. Kent State (2017)	1 vs. Florida State	1 vs. Florida State (2019)
Jack Fagot	5 at Miami	5 at Miami (2019)	none	none	none	none
Jared Goldwire	5 at NC State	5 vs. Virginia (2018), at NC State (2019)	2 at NC State	2 at NC State	1 vs. ECU, Clemson	1 vs. ECU, Clemson (2019)
Isaiah Hayes	6 at Kentucky	6 at Kentucky (2019)	none	none	none	none
Quen Head	2 vs. ECU, Wake, Clemson	2 vs. BC (2018), ECU, Wake, CU (2019)	none	none	none	none
Robert Hicks	2 vs. Western Kentucky	11 vs. Western Kentucky (2018)	1 vs. Notre Dame	1 vs. BC (2018); Notre Dame (2019)	none	0.5 vs. WKU (2018)
T.J. Holl	1 vs. Notre Dame, ECU, BC	1 vs. Notre Dame, ECU, BC (2019)	none	none	none	none
Anthony Johnson	8 vs. Wake Forest	8 vs. Wake Forest (2019)	2 at Miami	2 at Miami (2019)	none	none
Chandler Jones	8 vs. Virginia	8 vs. Virginia (2019)	1 vs. WKU, BC, Clemson	1 vs. WKU, BC, Clemson (2019)	none	none
Dayna Kinnaird	2 at Kentucky	2 at Kentucky (2019)	1 at Miami	1 at Miami (2019)	1 at Miami	1 at Miami (2019)
P.J. Mbanaso	4 vs. Notre Dame	9 vs. Alabama (2018)	none	none	none	none
Gary McCrae	2 vs. BC, NC State	2 vs. BC, at NCSU (2019), at UK (2017)	none	none	none	none
Monty Montgomery	5 vs. Clemson	5 vs. Clemson (2019)	2 vs. Virginia	2 vs. Virginia (2019)	2 vs. Virginia	2 vs. Virginia (2019)
Nick Okeke	7 vs. Notre Dame, Florida State	8 vs. Georgia Tech (2018)	1 vs. Notre Dame	1 vs. BC (2018), Notre Dame (2019)	1 vs. Notre Dame	1 vs. Notre Dame (2019)
Khane Pass	12 vs. Florida State, BC	12 vs. Florida State, BC (2019)	1 vs. ECU, FSU, UK	1 (four times)	none	none
Tabarius Peterson	4 vs. Florida State, Wake	9 vs. Western Kentucky (2018)	2 vs. Virginia	2 vs. Syracuse (2018), Virginia (2019)	none	1 vs. Syracuse (2018)
G.G. Robinson	5 at Kentucky	5 vs. Indiana St. (2018), at UK (2019)	1 (six times)	1.5 vs. Purdue (2017)	1 vs. ECU, Wake, UVa	1 (four times)
Damien Smith	1 vs. Eastern Kentucky	4 vs. Syracuse (2017)	none	none	none	none
TreSean Smith	none	6 vs. Syracuse (2018)	none	2 vs. Boston College (2017)	none	2 vs. Boston College (2017)
Cornelius Sturghill	4 vs. Notre Dame, WKU	6 vs. Syracuse (2018)	none	none	none	none
Trenell Troutman	6 vs. Eastern Kentucky	6 vs. Eastern Kentucky (2019)	1 vs. Eastern Kentucky	1 vs. Eastern Kentucky (2019)	none	none
Ty Tyler	2 vs. Wake Forest	2 vs. Wake Forest (2019)	none	none	none	none
Boosie Whitlow	3 at NC State	3 at NC State	1 (five times)	1 (five times)	1 vs. Eastern Kentucky	1 vs. Eastern Kentucky (2019)
Russ Yeast	11 vs. Boston College	11 vs. Boston College (2019)	1 vs. Eastern Kentucky	1.5 vs. Kentucky (2018)	none	0.5 vs. Kentucky (2018)

GAME CAPSULES

Game 1: Notre Dame (Sept. 2, 2019)

	1	2	3	4	F
Notre Dame	14	7	7	7	- 35
Louisville	14	0	0	3	- 17

Ian Book ran for one touchdown and threw for another, Jahmir Smith rushed for two scores and No. 9 Notre Dame beat Louisville 35-17. Tony Jones Jr. rushed 15 times for 112 yards, including an 11-yard TD, as the Fighting Irish worked harder than expected to put away the rebuilding Cardinals in Scott Satterfield's debut as coach.

Louisville Leaders

Rushing: Javian Hawkins 19-122-0

Passing: Jawon Pass 12-27-0-134-0

Receiving: Tutu Atwell 5-47-0

Defense: Russ Yeast and Nick Okeke 7 tackles

Game 4: @Florida State (Sept. 21, 2019)

	1	2	3	4	F
Louisville	0	7	10	7	- 24
Florida State	21	0	0	14	- 35

Cam Akers scored three touchdowns and Alex Hornibrook came off the bench and threw a 60-yard touchdown pass in the fourth quarter as Florida State defeated Louisville 35-24. Akers ran 29 times for 112 yards for Florida State, which had 522 offensive yards. The Seminoles squandered a 21-0 lead after the first quarter.

Louisville Leaders

Rushing: Hassan Hall 11-57-0

Passing: Micale Cunningham 16-27-1-286-2

Receiving: Dez Fitzpatrick 7-133-1

Defense: Khane Pass 12 tackles

Game 7: Clemson (Oct. 19, 2019)

	1	2	3	4	F
Clemson	3	14	7	21	- 45
Louisville	0	3	0	7	- 10

Trevor Lawrence overcame two early interceptions to throw three touchdown passes, Travis Etienne rushed for 192 yards and a score and No. 3 Clemson routed Louisville 45-10. Darien Rencher and Chez Mellusi added rushing TDs for the Tigers (7-0, 5-0 Atlantic Coast Conference), who missed first-quarter chances to build a big lead when Lawrence was picked off twice near the goal line.

Louisville Leaders

Rushing: Javian Hawkins 26-139-1

Passing: Micale Cunningham 4-11-1-63-0

Receiving: Dez Fitzpatrick 3-63-0

Defense: Khane Pass and C.J. Avery 7 tackles

Game 10: @NC State (Nov. 16, 2019)

	1	2	3	4	F
Louisville	0	7	20	7	- 34
NC State	0	10	0	10	- 20

Micale Cunningham threw four TD passes as Louisville clinched bowl eligibility Saturday night with a 34-20 win over N.C. State. Cunningham completed scoring passes of 43 yards to Dez Fitzpatrick, 74 yards to Tutu Atwell and 42 yards to Marshon Ford.

Louisville Leaders

Rushing: Javian Hawkins 16-67-0

Passing: Micale Cunningham 13-20-0-242-4

Receiving: Tutu Atwell 5-110-1

Defense: Dorian Etheridge 11 tackles

Game 2: Eastern Kentucky (Sept. 7, 2019)

	1	2	3	4	F
Eastern Kentucky	0	0	0	0	- 0
Louisville	14	0	14	14	- 42

Jawon Pass threw for a career-high four touchdowns to lead Louisville to a 42-0 victory over Eastern Kentucky and give coach Scott Satterfield his first win with the Cardinals. The junior quarterback completed 12 of 19 passes for 196 yards as the Cardinals snapped a losing streak. Javian Hawkins, a redshirt freshman, ran 11 times for 123 yards.

Louisville Leaders

Rushing: Javian Hawkins 11-123-0

Passing: Jawon Pass 12-19-1-196-4

Receiving: Dez Fitzpatrick 3-32-1

Defense: Rodjay Burns 7 tackles and 1 sack

Game 5: Boston College (Oct. 5, 2019)

	1	2	3	4	F
Boston College	7	15	7	10	- 39
Louisville	14	14	3	10	- 41

Blanton Creque's 41-yard field goal with 1:02 remaining edged Louisville past Boston College for a wild 41-39 victory that ended a nine-game Atlantic Coast Conference losing streak. Shortly after Aaron Boumerhi's 45-yard field goal with 3:32 left put the Eagles ahead 39-38, the Cardinals drove 52 yards in eight plays for Creque's line drive that sailed through the uprights.

Louisville Leaders

Rushing: Javian Hawkins 25-172-1

Passing: Micale Cunningham 13-18-0-288-1

Receiving: Tutu Atwell 8-110-0

Defense: Khane Pass 12 tackles

Game 8: Virginia (Oct. 26, 2019)

	1	2	3	4	F
Virginia	7	7	0	7	- 21
Louisville	7	0	7	14	- 28

Micale Cunningham and Javian Hawkins accounted for two touchdowns apiece, including one each in the fourth quarter, and Louisville made a final defensive stand to hold off Virginia 28-21. The Cardinals (5-3, 3-2 Atlantic Coast Conference) converted a late third-quarter fumble recovery into Cunningham's 25-yard scoring run with 14:22 remaining for a 21-14 lead.

Louisville Leaders

Rushing: Javian Hawkins 28-136-2

Passing: Micale Cunningham 6-10-0-126-1

Receiving: Tutu Atwell 6-122-1

Defense: C.J. Avery 8 tackles

Game 11: Syracuse (Nov. 23, 2019)

	1	2	3	4	F
Syracuse	3	7	17	7	- 34
Louisville	21	7	21	7	- 56

Micale Cunningham passed for a career-best five of six touchdowns accounted for, including a 14-yarder with 1:24 remaining to seal Louisville's 56-34 victory over Syracuse. Cunningham passed for three TDs and rushed for a 20-yard score in the first half.

Louisville Leaders

Rushing: Javian Hawkins 23-233-1

Passing: Micale Cunningham 11-20-1-238-5

Receiving: Tutu Atwell 5-152-2

Defense: Dorian Etheridge 12 tackles

Game 3: vs. W. Kentucky (Sept. 14, 2019)

	1	2	3	4	F
Louisville	7	24	7	0	- 38
Western Kentucky	0	7	7	7	- 21

Redshirt sophomore quarterback Malik Cunningham directed four first-half scoring drives in guiding the Cardinals to a 38-21 win. True freshman Evan Conley finished up and threw a 62-yard touchdown pass on his second throw of the game as the Cardinals dominated the Hilltoppers, with a 24-point third quarter.

Louisville Leaders

Rushing: Javian Hawkins 19-93-1

Passing: Micale Cunningham 8-13-0-119-2

Receiving: Tutu Atwell 4-141-3

Defense: Chandler Jones 7 tackles

Game 6: vs. @Wake Forest (Oct. 12, 2019)

	1	2	3	4	F
Louisville	21	10	14	17	- 62
Wake Forest	0	7	7	7	- 59

Evan Conley ran 41 yards for a critical touchdown with 2:15 remaining, and Louisville held off Wake Forest's late rally to upset the 19th-ranked Demon Deacons 62-59 in Atlantic Coast Conference history. Conley also threw two touchdown passes to Dez Fitzpatrick and Hassan Hall returned a kickoff 100 yards for a score to help the Cardinals (4-2, 2-1) spoil Wake Forest's first national ranking in 11 years.

Louisville Leaders

Rushing: Evan Conley 7-79-1

Passing: Evan Conley 12-18-1-196-2

Receiving: Tutu Atwell 7-85-1

Defense: Rodjay Burns 16 tackles

Game 9: vs. @Miami (Nov. 9, 2019)

	1	2	3	4	F
Louisville	7	7	7	6	- 27
Miami	21	14	17	0	- 21

Jarren Williams set a school record with six touchdown passes, Dee Wiggins and Mike Harley catching two apiece, and Miami clinched bowl-eligibility with a 52-27 win over Louisville. Will Mallory and DeeJay Dallas also had touchdown catches for Miami (6-4, 4-3 Atlantic Coast Conference). Williams completed 15 of 22 passes for 253 yards.

Louisville Leaders

Rushing: Javian Hawkins 15-91-0

Passing: Micale Cunningham 12-18-1-219-2

Receiving: Tutu Atwell 6-142-1

Defense: Yasir Abdullah 6 tackles

Game 12: @Kentucky (Nov. 30, 2019)

	1	2	3	4	F
Louisville	6	7	0	0	- 13
Kentucky	7	10	14	14	- 45

Lynn Bowden rushed for career highs of 284 yards and four touchdowns to lead Kentucky's school-record 517-yard ground performance that blew out rival Louisville 45-13 in the Governor's Cup showdown. Bowden broke the game open with TD runs of 60 and 46 yards in the third quarter for a 31-13 lead.

Louisville Leaders

Rushing: Javian Hawkins 22-142-1

Passing: Micale Cunningham 6-11-1-78-1

Receiving: Tutu Atwell 4-57-1

Defense: C.J. Avery 7 tackles

Rushing

	Louisville
Had 400 or more yards:	411, Syracuse, 2017
Had 300-399 yards:	370, Syracuse, 2019
Had 200-299 yards:	209, Kentucky, 2019
Had 51-100 yards:	77, NC State, 2019
Had 11-50 yards:	47, Boston College, 2018
Had fewer than 0 yards:	-1, Pittsburgh, 2015
Had 70 or more rush attempts:	71, Wichita State, 1977
Had 60-69 rush attempts:	66, Northern Illinois, 1996
Had 50-59 rush attempts:	51, Kentucky, 2019
Had seven or more rush touchdowns:	7, Florida State, 2016
Had six rush touchdowns:	6, Murray State, 2014
Had five rush touchdowns:	5, Syracuse, 2017
Had four rush touchdowns:	4, Wake Forest, 2018

Passing

	Louisville
Had 500 or more yards:	555, Syracuse, 2007
Had 400-499 yards:	428, Boston College, 2019
Had 300-399 yards:	328, Miami, 2019
Had 200-299 yards:	238, Syracuse, 2019
Had fewer than 75 yards:	26, Tulsa, 1991
Had 50 or more pass attempts:	54, Wake Forest, 2018
Had 40-49 pass attempts:	44, Georgia Tech, 2018
Had 30-39 pass attempts:	34, Boston College, 2019
Had 20 or fewer pass attempts:	19, Kentucky, 2019
Had 30 or more pass completions:	30, Wake Forest, 2018
Had 20-29 pass completions:	23, Boston College, 2019
Had fewer than 10 pass completions:	8, Virginia, 2019
Had six or more passing touchdowns:	8, Charlotte, 2018
Had five passing touchdowns:	5, Syracuse, 2019
Had four passing touchdowns:	4, Wake Forest, 2019
Had three passing touchdowns:	3, Western Kentucky, 2019
Had zero passing touchdowns:	0, Notre Dame, 2019
Had seven passes intercepted:	7, Tennessee St., 1984
Had six passes intercepted:	6, Florida State, 1991
Had five passes intercepted:	5, SMU, 1984
Had four passes intercepted:	4, Mississippi State, 2017
Had three passes intercepted:	3, Kentucky, 2016
Did not throw an interception:	0, NC State, 2019
Completed passes to 10 or more players:	11, Georgia Tech, 2018
Completed passes to nine players:	9, Miami, 2019
Completed passes to eight players:	8, Syracuse, 2018
Completed passes to seven players:	7, Boston College, 2019
Completed passes to six players:	6, Florida State, 2019

TOTAL OFFENSE

	Louisville
Had 700 or more yards:	727, Syracuse, 2017
Had 600-699 yards:	608, Syracuse, 2019
Had 500-599 yards:	520, Wake Forest, 2019
Had 400-499 yards:	496, Miami, 2019
Had fewer than 100 yards:	13, Arizona State, 1992
Ran 85 or more plays:	90, Wake Forest, 2018
Ran 55 or fewer plays:	46, Kentucky, 2018

SCORING

	Louisville
Scored 80 or more points:	100, Washington (Tenn.), 1913
Scored 70-79 points:	70, Charlotte, 2017
Scored 60-69 points:	62, Wake Forest, 2019
Scored 50-59 points:	56, Syracuse, 2019
Scored 40-49 points:	41, Boston College, 2019
Scored 30-39 points:	34, NC State, 2019
Scored 0 points:	0, Florida State, 2000
Won by 45 points or more:	46, Syracuse, 2017

Opponent

517, Kentucky, 2019
340, Kentucky, 2018
261, Syracuse, 2019
78, Virginia, 2019
43, Western Kentucky, 2019
-14, Boston College, 2015
73, Army, 1991
61, Boston College, 2018
52, Syracuse, 2019
8, Georgia Tech, 2018
6, Kentucky, 2019
5, Kentucky, 2018
4, Notre Dame, 2019

Opponent

571, Kentucky, 1998
423, Wake Forest, 2019
304, Boston College, 2019
249, Syracuse, 2019
4, Kentucky, 2019
56, Wake Forest, 2019
46, NC State, 2019
33, Clemson, 2019
16, Eastern Kentucky, 2019
33, Wake Forest, 2019
24, NC State, 2019
1, Kentucky, 2019
6, Miami, 2019
5, Wake Forest, 2019
4, NC State, 2018
3, Clemson, 2019
0, Kentucky, 2019
Never
6, Army, 1983
5, Houston, 2000
4, Syracuse, 2017
3, Purdue
0, Kentucky, 2019
11, Clemson, 2019
9, Florida State, 2019
8, Western Kentucky, 2019
7, Syracuse, 2019
6, Virginia, 2019

Opponent

801, Kentucky, 1998
668, Wake Forest, 2019
521, Kentucky, 2019
449, Miami, 2019
80, Murray State, 2017
102, Wake Forest, 2019
42, Kentucky, 2019

Opponent

105, Murray State, 1932
77, Clemson, 2018
66, Georgia Tech, 2018
52, Miami, 2019
45, Kentucky, 2019
34, Syracuse, 2019
0, Eastern Kentucky, 2019
46, Kentucky, 2018

Won by 30-44 points: 42, Eastern Kentucky, 2019
 Won by 20-29 points: 24, Indiana State, 2018
 Scored on first drive of game: Kentucky, 2019
 Recorded a safety: Syracuse, 2014
 Recorded two or more safeties: Syracuse, 2014
 Scored on a blocked field goal: West Virginia, 2011
 Scored on first offensive play of game: Syracuse, 2016

32, Kentucky, 2019
 25, Miami, 2019
 Kentucky, 2019
 LSU, 2016
 Florida State, 1979
 Never
 Kentucky, 2016

TURNOVERS

Louisville

Lost eight or more turnovers: 9, Southern Miss, 1982
 Lost seven turnovers: South Florida, 2007
 Lost six turnovers: Southern Miss, 1996
 Lost five turnovers: West Virginia, 2008
 Lost four turnovers: Syracuse, 2018
 Lost four or more fumbles: 4, Southern Miss, 2002
 Threw four or more interceptions: 4, Mississippi State, 2017
 Did not commit a turnover: NC State, 2019
 Lost a game and did not commit a turnover: Kentucky, 2018
 Two turnovers returned for TD: Tennessee Tech, 2008
 Two interceptions returned for TD: Southern Miss, 2000
 Two fumbles returned for TD: Tennessee Tech, 2008

Opponent

9, Army, 1983
 NC State, 1994
 Houston, 2000
 Syracuse, 2017
 Syracuse, 2017
 4, Temple, 2012
 4, Syracuse, 2017
 Kentucky, 2019
 Indiana State, 2018
 Kentucky, 2014
 East Carolina, 1997
 Kentucky, 2008

DEFENSE

Louisville

Recorded 10 or more sacks: 10, Grambling, Sept. 9, 2000
 Recorded nine sacks: Rutgers, Nov. 26, 2010
 Recorded eight sacks: Boston College, Oct. 24, 2015
 Recorded seven sacks: Wake Forest, Nov. 12, 2016
 Recorded six sacks: Kentucky, Sept. 17, 2011
 Recorded five sacks: Eastern Kentucky, Sept. 7, 2019
 Recorded 10 or more TFL: 10, Eastern Kentucky, Sept. 7, 2019
 Broke up 10 or more passes: 10, Wake Forest, Oct. 12, 2019

Opponent

11, Houston, Nov. 17, 2016
 Texas Christian, Nov. 23, 2001
 Louisiana State, Dec. 21, 2006
 Boston College, Oct. 13, 2018
 Kentucky, Nov. 30, 2019
 Clemson, Sept. 16, 2017
 13, Kentucky, Nov. 30, 2019
 10, Wake Forest, Oct. 28, 2017

SPECIAL TEAMS

Louisville

Returned a punt for TD: Indiana State, Sept. 8, 2018
 Returned a blocked punt for TD: Connecticut, Nov. 8, 2013
 Blocked punt for a safety: Texas Christian, Oct. 9, 2002
 Returned a kickoff for TD: Wake Forest, Oct. 12, 2019
 Blocked a punt: Wake Forest, Oct. 27, 2018
 Punted 10 or more times: 10, Boston College, Oct. 13, 2018
 Did not record a punt: Kentucky, Nov. 25, 2017
 Blocked a field goal: Western Kentucky, Sept. 15, 2018
 Blocked a PAT: Clemson, Sept. 16, 2017
 Recovered an onside kick: North Carolina State, Dec. 27, 2011
 Made five or more field goals: Never
 Made four field goals: North Carolina State, Oct. 22, 2016
 Scored via offense, defense & special teams: Connecticut, Nov. 8, 2013

Opponent

Clemson, Oct. 11, 2014
 Boston College, Oct. 13, 2018
 Rutgers, Nov. 11, 2005
 Alabama, Sept. 1, 2018
 Miami, Nov. 9, 2019
 11, Indiana State, Nov. 8, 2018
 Kentucky, Nov. 24, 2018
 Syracuse, Nov. 9, 2018
 Clemson, Nov. 3, 2018
 Virginia, Oct. 26, 2019
 5, Tulane, Oct. 11, 1997
 Syracuse, Nov. 9, 2018
 Alabama, Sept. 1, 2018

MISCELLANEOUS

Louisville

Had 30 or more first downs: 31, Wake Forest, Oct. 27, 2018
 Had 10 or fewer first downs: 10, Kentucky, Nov. 24, 2018
 Had 20 or more penalties: Never
 Had 15-19 penalties: 17, Syracuse, Nov. 9, 2018
 Had 100 or more penalty yards: 121, Miami, Nov. 9, 2019
 Had less than 25 penalty yards: 0, Wake Forest, Oct. 28, 2017
 Had zero penalties: Wake Forest, Oct. 28, 2017
 Had 35+ minutes of possession time: 35:55, Kentucky, Nov. 30, 2019
 Scoring drive of 15 or more plays: 16 (TD), Florida State, Sept. 21, 2019
 Scoring drive of 99 yards: Kentucky, Nov. 25, 2017

Opponent

40, Wake Forest, Oct. 12, 2019
 10, Eastern Kentucky, Sept. 7, 2019
 Never
 17, Marshall, Dec. 18, 2002
 111, Alabama, Sept. 1, 2018
 15, Kentucky, Nov. 30, 2019
 Pittsburgh, Nov. 12, 2011
 35:24, Western Kentucky, Sept. 15, 2018
 16 (TD), Syracuse, Nov. 23, 2019
 North Carolina State, Nov. 17, 2018

INDIVIDUAL**RUSHING**

Rushed 30 or more times:
 Rushed for 300 or more yards:
 Rushed for 200-299 yards:
 Rushed for 150-199 yards:
 QB rushed for 100 or more yards:
 QB rushed for a TD of 50 or more yards:
 Had four or more rushing touchdowns:
 Had three rushing touchdowns:
 Had a run of 80 or more yards:
 Had a run of 70-79 yards:
 Had two or more players with 100+ rush yards:
 Had two players with 150+ rush yards:

31, Lamar Jackson at Clemson, Oct. 1, 2016
 Never
 233, Javian Hawkins vs. Syracuse, Nov. 23, 2019
 172, Javian Hawkins vs. Boston College, Oct. 5, 2019
 100, Malik Cunningham vs. North Carolina State, Nov. 17, 2018
 75, Malik Cunningham vs. Kentucky, Nov. 24, 2018
 4, Lamar Jackson vs. Florida State, Sept. 17, 2016
 Trey Smith vs. Wake Forest, Oct. 27, 2018
 80, Jeremy Smith vs. Duke, Oct. 14, 2016
 75, Malik Cunningham vs. Kentucky, Nov. 24, 2018
 Malik Williams (180) and Lamar Jackson (111) vs. Syracuse, Nov. 18, 2017
 Lamar Jackson (199) and Brandon Radcliff (156) at Syracuse, Sept. 9, 2016

PASSING

Passed for 400 or more yards:
 Passed for 300-399 yards:
 Attempted 45 or more passes:
 Completed 40 or more passes:
 Completed 30-39 passes:
 Threw five or more touchdown passes:
 Threw four touchdown passes:
 Threw five or more interceptions:
 Threw four interceptions:
 Completed a pass of 75 or more yards:
 Completed a pass to 10 or more receivers:

417, Lamar Jackson at Marshall, Sept. 24, 2016
 358, Jawon Pass vs. Wake Forest, Oct. 27, 2018
 54, Jawon Pass vs. Wake Forest, Oct. 27, 2018
 45, Brian Brohm vs. Syracuse, Sept. 22, 2007
 30, Jawon Pass vs. Wake Forest, Oct. 27, 2018
 5, Micale Cunningham vs. Syracuse, Nov. 23, 2019
 4, Micale Cunningham at NC State, Nov. 16, 2019
 6, Erik Watts vs. Florida State, Nov. 2, 1991
 Lamar Jackson vs. Mississippi State, Dec. 30, 2017
 90, Micale Cunningham vs. Syracuse, Nov. 23, 2019
 10, Jawon Pass vs. Alabama, Sept. 1, 2018

RECEIVING

Caught 15 or more passes:
 Had 200 or more receiving yards:
 Caught three touchdowns:
 Had two players with 100+ yards receiving:
 Had three players with 100+ yards receiving:

15, Arnold Jackson at Cincinnati, Nov. 6, 1999
 214, DeVante Parker vs. Florida State, Oct. 30, 2014
 3, Tutu Atwell vs. Western Kentucky, Sept. 14, 2019
 Tutu Atwell (132) and Jaylen Smith (107) vs. Wake Forest, Oct. 27, 2018
 Tutu Atwell (110), Seth Dawkins (170), and Dez Fitzpatrick (100) vs. Boston College, Oct. 5, 2019

TOTAL OFFENSE

Had 500 or more yards:
 Had 400-499 yards:
 QB had 100 yards or more passing AND rushing:

512, Lamar Jackson vs. Boston College, Oct. 14, 2017
 491, Lamar Jackson at Wake Forest, Oct. 28, 2017
 Lamar Jackson vs. Mississippi State, Dec. 30, 2017

DEFENSE


Intercepted three or more passes:
 Intercepted two passes:
 Recovered two or more fumbles:
 Forced two or more fumbles:
 Recorded four or more sacks:
 Recorded three sacks:
 Recorded 15 or more tackles:
 Returned an interception for a touchdown:
 Returned a fumble for a touchdown:
 Recorded 4.5 or more tackles for loss in a game:

3, Gerod Holliman at Boston College, Nov. 8, 2014
 Trumaine Washington at Florida State, Oct. 21, 2017
 2, Chucky Williams at Clemson, Oct. 1, 2016
 2, Russ Yeast at NC State, Nov. 16, 2019
 4, Rodney Gnat vs. Eastern Kentucky, Sept. 11, 2010
 James Hearn vs. Virginia, Nov. 12, 2016
 16, Rodjay Burns at Wake Forest, Oct. 12, 2019
 Trumaine Washington vs. Kent State, Sept. 23, 2017
 Rodjay Burns vs. Western Kentucky, Sept. 14, 2019
 4.5, Devonte' Fields at Kentucky, Nov. 28, 2015

SPECIAL TEAMS

Scored 13 or more points kicking:
 Made four or more field goals:
 Made two field goals of 50 or more yards:
 Made a field goal of 60 or more yards:
 Had a punt of 70 or more yards:
 Had a punt of 60-69 yards:
 Punted nine or more times:
 Had 100 or more kick return yards:
 Had a kickoff return for a TD:
 Had 100 or more punt return yards:
 Had a punt return for a TD:
 Blocked a punt:
 Blocked a field goal:
 Returned a blocked field goal for touchdown:
 Blocked a PAT:

14, Blanton Creque at Wake Forest, Oct. 12, 2019
 4, Blanton Creque vs. North Carolina State, Oct. 22, 2016
 Never
 Never
 73, Chris Philpott vs. West Virginia, Nov. 20, 2010
 60, Mason King at Florida State, Sept. 21, 2019
 9, Mason King at Boston College, Oct. 13, 2018
 142, Hassan Hall vs. Syracuse, Nov. 23, 2019
 Hassan Hall at Wake Forest, Oct. 12, 2019
 130, Jaire Alexander vs. Florida State, Sept. 17, 2016
 Rodjay Burns vs. Indiana State, Sept. 8, 2018
 Yasir Abdullah vs. Wake Forest, Oct. 27, 2018
 Jared Goldwire vs. Western Kentucky, Sept. 15, 2018
 Andrew Johnson at West Virginia, Nov. 5, 2011
 Trevon Young vs. Clemson, Sept. 16, 2017



**YASIR
ABDULLAH**
OUTSIDE LINEBACKER

So. • 6-1 • 218

Miami, Fla.
(Coral City)



SOPHOMORE (2019): Recorded a tackle against Notre Dame ... tallied three tackles and his first career sack versus Eastern Kentucky ... registered four tackles against Western Kentucky ... credited with career high five tackles and two tackles for loss against Boston College ... registered six tackles, with his first career interception and fumble recovery at Wake Forest ... made four stops against Clemson ... led the Cardinals with six tackles at Miami ... recorded four tackles at NC State ... made for tackles and recovered a muffed punt in the win over Syracuse ... tallied four tackles at Kentucky.


FRESHMAN (2018): Appeared in 11 games totaling eight tackles ... made his collegiate debut versus Indiana State ... made his first tackle on special teams versus the Sycamores ... recorded one tackle in the win over Western Kentucky ... totaled two tackles versus Virginia, Boston College and Wake Forest ... notched his first blocked kick, blocking a punt in the second quarter against Wake Forest.

CAREER STATISTICS

Yr	G/S	S	A	T	TFL	QBH	SK	FR	FF	Int	PB
2018	11/0	3	5	8	0-0	1	0-0	0-0	0	0-0	1
2019	12/7	25	18	43	4.0-15	0	1.0-7	2-0	0	1-7	0
Total	23/7	28	23	51	4.0-15	1	1.0-7	2-0	0	1-7	1

CAREER HIGHS

Tackles.....6 (two times); last at Miami, 2019
Tackles for Loss.....2 vs. Boston College, 2019
Sacks.....1 vs. Eastern Kentucky, 2019
QB Hurries.....1 vs. Florida State, 2018
Fumble Recoveries.....1 (two times); last vs. Syracuse, 2019
Interceptions.....1 at Wake Forest, 2019
Pass Breakups.....1 vs. Florida State, 2018
Punt Block.....1 vs. Wake Forest, 2018



**TUTU
ATWELL**
WIDE RECEIVER

So. • 5-9 • 153

Miami, Fla.
(Northwestern)



SOPHOMORE (2019): Named a Pro Football Focus first team All-American ... Earned first team All-ACC honors ... Caught five passes for 47 yards against Notre Dame ... had two receptions, including a 50-yard touchdown in the win over Eastern Kentucky ... caught five passes for 145 yards and three touchdowns against Western Kentucky, the first Louisville player with three TD receptions since 2015 ... had five catches for 69 yards and a nine-yard score at Florida State ... tied a career high with eight receptions for 110 yards against Boston College ... caught seven passes for 85 yards and a score at Wake Forest ... had 46 all-purpose yards against Clemson ... finished with six catches for 122 yards and a 77-yard touchdown against Virginia ... went for 142 yards on six catches at Miami, including an 80-yard score in the first quarter ... caught five passes for 110 yards, with a 74-yard score in the third quarter at NC State ... finished with a career-best 152 yards on five receptions, scoring touchdowns of 14 and 90 yards against Syracuse ... became the first Louisville player to reach 1,000 receiving yards in a season since Harry Douglas in 2007 ... caught four passes for 57 yards and a touchdown at Kentucky ... moved into seventh place on UofL's single-season receiving yardage chart.

FRESHMAN (2018): Appeared in all 12 games at wide receiver ... finished fourth on the team with 24 receptions for 406 yards and two scores ... led the team with a 16.9 per catch average ... made collegiate debut at wide receiver against Alabama ... caught his first pass — a 30-yard reception versus the Crimson Tide ... caught a season-best two passes for 17 yards in the win over Indiana State ... caught one pass for nine yards in the road loss to Virginia ... recorded two receptions for 53 yards versus Florida State, including a personal best 53-

yard reception ... caught four passes for 79 yards and two touchdowns in a loss to Georgia Tech ... scored on a pair of 29-yard touchdown passes from Jawon Pass and Jordan Travis ... caught eight passes for 132 yards versus Wake Forest, setting a Louisville record for most receiving yards in a game by a true freshman ... caught two passes for 44 yards against Clemson ... caught single passes versus Syracuse and NC State.

CAREER STATISTICS

Yr	G/S	Att	Rushing				LG	Receiving			
			Yds	Avg	TD	LG		Rec	Yds	Avg	TD
2018	12/2	1	-5	-5.0	0	0		24	406	16.9	2
2019	12/10	7	20	2.9	0	11		61	1,129	18.5	12
Total	24/12	8	15	1.9	0	11		85	1,535	18.1	14

CAREER HIGHS

Receptions.....8 (two times); last vs. Boston College, 2019
Receiving Yards.....152 vs. Syracuse, 2019
Long Reception.....90 vs. Syracuse, 2019
Touchdowns.....3 vs. Western Kentucky, 2019



**C.J.
AVERY**
INSIDE LINEBACKER

Jr. • 5-11 • 221

Grenada, Miss.
(Grenada)



JUNIOR (2019): Recorded six tackles against Notre Dame ... tallied seven stops versus Eastern Kentucky ... had three tackles and a breakup against Western Kentucky ... tallied nine tackles with a sack at Florida State ... totaled five stops versus Boston College ... notched season-best 13 tackles at Wake Forest ... finished with seven tackles against Clemson ... finished with eight solo stops and recovered a fumble versus Virginia ... notched four tackles and a quarterback hurry at Miami ... tallied six tackles, a hurry and broke up a pair of passes at NC State ... registered nine tackles, one-half for loss, against Syracuse ... led the Cardinals with seven tackles at Kentucky.

SOPHOMORE (2018): Second on the team in tackles with 56 ... appeared in nine games, making eight starts ... led the team with two interceptions ... totaled five tackles in his first career start at linebacker in a loss to Alabama ... credited with four tackles in the 31-7 win over Indiana State ... totaled four tackles and a sack versus Western Kentucky ... registered his first career interception on the second series of the game, returning it 25 yards ... missed Virginia and Florida State games with an injury ... registered a career high 15 tackles in a loss to Boston College ... credited with seven tackles versus Wake Forest ... totaled five stops against Clemson ... recorded four tackles versus Syracuse and five against NC State ... tallied seven tackles and one interception versus Kentucky.


FRESHMAN (2017): Appeared in all 13 games, with his first collegiate start coming versus Kent State ... totaled 22 tackles and recovered one fumble as a true freshman ... made collegiate debut in the secondary and on special teams versus Purdue, recording one solo tackle ... totaled a tackle versus North Carolina ... credited with three stops versus nationally ranked Clemson ... totaled a career-high six tackles and recovered a fumble in his first collegiate start against Kent State ... registered three tackles and assisted on a tackle for loss at NC State ... credited with a career-best seven tackles against Syracuse.

CAREER STATISTICS

Yr	G/S	S	A	T	TFL	QBH	SK	FR	FF	Int	PB
2017	13/1	10	12	22	0.5-1	0	0-0	1-4	0	0-0	0
2018	9/8	33	23	56	2.5-8	0	0.5-1	1-0	1	2-28	2
2019	12/12	56	28	84	3-4	3	1-3	1-0	0	0-0	6
Total	34/21	99	63	162	6-13	3	1.5-4	3-4	1	2-28	8

CAREER HIGHS

Tackles.....15 at Boston College, 2018
Tackles for Loss.....1 (four times); last at Florida State, 2019
Sacks.....1 at Florida State, 2019
Quarterback Hurries.....1 (three times); last at NC State, 2019
Fumble Recoveries.....1 (three times); last vs. Virginia, 2019
Return Yardage.....4 vs. Kent State, 2017
Forced Fumbles.....1 at Syracuse, 2018
Interceptions.....1 (two times); last vs. Kentucky, 2018
Return Yardage.....25 vs. Western Kentucky, 2018
Pass Breakups.....2 at NC State, 2019



**MEKHI
BECTON**
OFFENSIVE LINE

Jr. • 6-7 • 369


Highland Springs, Va.
(Highland Springs)



JUNIOR (2019): Became the first Louisville player to receive the Jacobs Blocking Trophy, awarded to the ACC's most outstanding blocker ... Named first team All-ACC ... Started at left tackle against Notre Dame, grading out at 80% with four knockdowns ... graded out at 89% with eight knockdowns and zero missed assignments while helping the Cardinals to 322 rushing yards (8.5 yards per carry) and no sacks against Eastern Kentucky ... finished with an 86% grade and seven knockdowns at Florida State ... named ACC Offensive Lineman of the Week after grading out at 88% with eight knockdowns against Boston College ... graded at 81% versus Wake Forest and Clemson ... turned in five knockdowns and an 84 percent grade against Virginia ... missed the NC State game due to injury, the first game he hadn't started since 2017 regular-season finale against Kentucky ... turned in a season-best 90% grade with six knockdowns against Syracuse.

SOPHOMORE (2018): Started all 13 games at offensive tackle ... scored on a one-yard touchdown run on the first play of the fourth quarter against Indiana State.

FRESHMAN (2017): Started all 10 games he appeared in ... guided an offense that finished third nationally ... averaged 245.1 yards on the ground.



**ROBBIE
BELL**
OFFENSIVE LINE

R-Jr. • 6-5 • 294

Hoschton, Ga.
(Mill Creek)




JUNIOR (2019): Started at right guard against Notre Dame with a grade of 79% and a knockdown ... graded at 80% with three knockdowns against Eastern Kentucky ... played only six snaps versus Boston College ... graded out at 76% in the win at Wake Forest ... finished with an 86% grade against Clemson ... graded out above 80% against Virginia and Miami ... finished with an 85% grade against Syracuse.

SOPHOMORE (2018): Saw action in one game ... played center versus Georgia Tech.

FRESHMAN (2017): Started all 13 games at the center position ... named to the all-ACC Academic team ... made a start at center versus Purdue in his first collegiate game ... guided an offense that finished third nationally ... averaged 245.1 yards on the ground.

2016: Redshirted.



**COLE
BENTLEY**
OFFENSIVE LINE

Jr. • 6-3 • 313


Belfry, Ky.
(Belfry)



JUNIOR (2019): Played against Notre Dame, tallying two knockdowns and a 79% grade ... finished with five knockdowns against Western Kentucky ... made his first start of the season at center at Florida State ... graded at 84% against Clemson ... graded out a Louisville's best lineman with a 90% grade against Virginia ... finished with a 78% grade at NC State ... had a pair of knockdowns and a 78% grade against Syracuse.

SOPHOMORE (2018): Made his first career start at center in a loss to Alabama ... started at guard in the win over Indiana State ... started at guard against Indiana State and Western Kentucky.

FRESHMAN (2017): Played in seven games, making three starts ... team averaged 594.0 yards per game in his three starts versus Virginia, Syracuse and Kentucky ... rushed for an average of 351.7 yards per game in those three starts.



ADONIS BOONE

OFFENSIVE LINE


So. • 6-5 • 298

Daytona Beach, Fla.
(Mainland)



SOPHOMORE (2019): Saw action against Eastern Kentucky ... played 74 snaps at guard and graded out at 77% against Boston College ... graded at 70% in 30 snaps at Wake Forest ... made his first start at left tackle at NC State, grading out at 77% with four knockdowns ... graded at 88% in 17 snaps against Syracuse.

FRESHMAN (2018): Played in four games ... appeared in the backfield on fourth down to assist in Dae Williams' rushing touchdown.



RENATO BROWN


OFFENSIVE LINE

Fr. • 6-4 • 330

West Palm Beach, Fla.
(Palm Beach Central)



FRESHMAN (2019): Saw first collegiate action against Notre Dame.



MAURICE BURKLEY

RUNNING BACK

R-So. • 5-9 • 206

Naperville, Ill.
(Metee Valley)



SOPHOMORE (2019): Saw action against Notre Dame ... notched 20 yards on three carries versus Eastern Kentucky ... gained six yards on two carries against Clemson ... rushed for 16 yards at Kentucky.

FRESHMAN (2018): Made an appearance in all 12 games ... consistent contributor on special teams ... recorded one tackle.

2017: Redshirted

CAREER STATISTICS

Yr	G/S	Rushing				Receiving			
		Att	Yds	Avg	TD	Rec	Yds	Avg	TD
2019	10/0	8	43	5.4	0	12	0	0	0

CAREER HIGHS

Rushes..... 3 vs. Eastern Kentucky, 2019
Rushing Yards 20 vs. Eastern Kentucky, 2019



RODJAY BURNS

OUTSIDE LINEBACKER

R-Jr. • 6-0 • 197

Louisville, Ky.
(Trinity/Ohio State)



JUNIOR (2019): Recorded six solo tackles, including a sack against Notre Dame ... tallied seven tackles, two

for loss and a sack versus Eastern Kentucky ... returned a fumble 30 yards for a touchdown against Western Kentucky ... finished with five tackles, one for loss, and a pass breakup at Florida State ... tallied three stops against Boston College ... had a career-best 16 tackles, forced a fumble and picked off a pass at Wake Forest ... finished with four tackles and a hurry against Clemson ... notched four tackles and a QB hurry in the win over Virginia ... tallied four tackles, 1.5 for loss, at Miami ... made eight tackles at NC State ... tied for the team lead with 12 tackles against Syracuse, including 1.5 for loss ... finished with four stops at Kentucky.

SOPHOMORE (2018): Appeared in 10 games, making nine starts ... totaled 38 tackles and one interception ... averaged 15.2 yards a punt return ... the second-best mark in school history ... recorded four tackles against Alabama in his first game at Louisville ... made his first start at cornerback in the win over Indiana State ... totaled a career-high five tackles and a pair of tackles for loss versus the Sycamores ... put the Cardinals on the board with a 55-yard punt return for a touchdown on his first career attempt ... totaled two tackles and had a punt return of 36 yards versus Western Kentucky ... credited with four tackles against Virginia ... intercepted his first career pass and returned it 34 yards to the Virginia three-yard line ... totaled one tackle versus Florida State ... recorded three tackles versus Georgia Tech ... tallied a season best eight tackles versus Boston College ... credited with six tackles versus Wake Forest and three at Clemson.

OHIO STATE: Appeared in seven games at Ohio State ... returned an interception for touchdown versus Bowling Green ... tallied one tackle as a reserve defensive back.

CAREER STATISTICS


Yr	G/S	S	A	T	TFL	QBH	SK	FR	FF	Int	PB
2016*	7/0	1	0	1	0-0	0	0-0	0-0	0	1-75	0
2018	11/9	22	16	38	1.5-4	0	0-0	0-0	0	1-34	0
2019	12/12	49	27	76	7.5-30	3	2-15	1-30	1	1-4	1
Total	30/21	72	43	115	9-34	3	2-15	1-30	1	3-113	1

*Ohio State

Yr	Kick Return				Punt Return			
	Att	Yds	TD	LG	Att	Yds	TD	LG
2018	3	35	0	24	13	197	1	55
2019	0	0	0	0	1	103	0	34
Total	3	35	0	24	24	300	1	55

CAREER HIGHS

Tackles..... 16 at Wake Forest, 2019
Tackles for Loss 2 (two times); last at Wake Forest, 2019
Sacks 1.0 (two times); last vs. Eastern Kentucky, 2019
Quarterback Hurries 1 (three times); last vs. Virginia, 2019
Forced Fumbles 1 at Wake Forest, 2019
Fumble Recoveries 1 vs. Western Kentucky, 2019
Fumble Touchdown 1 vs. Western Kentucky, 2019
Interceptions 1 (three times); last at Wake Forest, 2019
Return Yardage 75 vs. Bowling Green, 2016
Interception Touchdown 1 vs. Bowling Green, 2016
Pass Breakups 1 at Florida State, 2019
Kick Return Yards 35 vs. Alabama, 2018
Punt Return Yards 86 vs. Indiana State, 2018
Punt Return Touchdown 1 vs. Indiana State, 2018



AMONTE CABAN

DEFENSIVE LINE

R-Sr. • 6-1 • 256

Smiths, Ala.
(Smiths Station)



SENIOR (2019): Recorded three tackles and a quarterback hurry against Notre Dame ... made four tackles, with two hurries and a forced fumble against Western Kentucky ... had five stops, including one for loss, at Florida State ... credited with two tackles versus Boston College ... tallied three tackles, assisting on a tackle for loss at Wake Forest ... made a pair of stops, including one for loss against Clemson ... finished with two tackles and a hurry versus Virginia ... credited with two stops, including an assisted tackle for loss, at Miami ... registered his first sack of the season in a four-tackle, 1.5 for loss, effort against Syracuse.

JUNIOR (2018): Appeared in all 12 games, making a pair of starts ... registered 50 tackles and 7.0 tackles for loss ... credited with three tackles in his first career start in the loss to Alabama ... notched a career high five tackles versus Indiana State ... credited with a pair of tackles against Western Kentucky ... registered five tackles and assisted on tackle for loss in a road loss

to Virginia ... totaled one tackle versus Florida State ... posted a career-best seven tackles versus Georgia Tech.

SOPHOMORE (2017): Appeared in 10 games as a reserve linebacker ... totaled a career-best eight tackles ... totaled a career-high two stops against Kent State ... tallied single tackles in six games.

FRESHMAN (2016): Earned valuable playing time as a reserve linebacker and on special teams ... has appeared in 13 games on special teams and as a reserve linebacker ... credited with one tackle versus Syracuse ... notched one assisted tackle against Marshall ... tallied one stop versus Boston College.


2015: Redshirted.

CAREER STATISTICS

Yr	G/S	S	A	T	TFL	QBH	SK	FR	FF	Int	PB
2016	13/0	1	2	3	0-0	0	0-0	0-0	0	0-0	0
2017	10/0	6	2	8	0-0	0	0-0	0-0	0	0-0	0
2018	12/3	31	19	50	7-22	1	2-14	1-30	0	0-0	0
2019	12/11	15	14	29	5.5-20	5	1-10	0-0	1	0-0	0
Total	47/14	53	37	90	12.5-42	6	3-24	1-30	1	0-0	0

CAREER HIGHS

Tackles..... 7 (two times); last vs. Kentucky, 2018
Tackles for Loss 2.0 vs. Wake Forest, 2018
Quarterback Hurries 2 vs. Western Kentucky, 2019
Sacks 1.0 (three times); last vs. Syracuse, 2019
Forced Fumbles 1 vs. Western Kentucky, 2019
Fumble Recoveries 1 at Clemson, 2018
Return Yardage 30 at Clemson, 2018



RYAN CHALIFOUX

KICKER

R-So. • 6-1 • 185

Champaign, Ill.
(Champaign Central)



SOPHOMORE (2019): Came on and kicked Louisville's final extra point in the win over Virginia ... made 3-of-4 extra points at Miami ... threw a seven-yard touchdown pass on a fake field goal attempt in the fourth quarter of the win at NC State ... was a perfect 8-for-8 on extra points in the win over Syracuse.

CAREER STATISTICS

Yr	G	FGM-A	FG%	LG	PAT	PAT%	Pts
2019	5	0-1	.000	0	17-20	.850	17

FIELD GOAL BREAKDOWN

Yr	11-29	30-39	40-49	50+
2019	0-0	0-0	0-1	0-0

CAREER HIGHS

PAT Made..... 8 vs. Syracuse, 2019
PAT Attempts 8 vs. Syracuse, 2019
Points..... 8 vs. Syracuse, 2019



CALEB CHANDLER

OFFENSIVE LINE

R-So. • 6-4 • 297

Jefferson, Ga.
(Jefferson)




SOPHOMORE (2019): Started at left guard against Notre Dame, grading at 68% with three knockdowns ... Finished with an 80% grade and a knockdown versus Eastern Kentucky ... graded out at 77% against Wake Forest and Clemson ... turned in an 84% grade with a pair of knockdowns against Virginia ... finished at 79% in the win at NC State ... tallied two knockdowns with an 81% grade in the win over Syracuse.

FRESHMAN (2018): Appeared in six games ... started games versus Clemson, Syracuse and NC State ... first start came in a loss at Clemson.

2017: Played in two games ... saw first collegiate action versus Kent State and Murray State.

2019 PLAYER PROFILES



MARLON CHARACTER

DEFENSIVE LINE

Jr. • 6-1 • 195

Atlanta, Ga.
(Grady/Northwest
Mississippi CC)

12



JUNIOR (2019): Made a pair of tackles against Eastern Kentucky ... finished with two tackles at Florida State ... totaled two tackles versus Boston College ... made his first collegiate start against Virginia, finishing with a career-high seven tackles and his first sack ... tallied a career-best 10 tackles, nine solo, in the win over Syracuse.

SOPHOMORE (2018): Appeared in 11 games, notching 16 tackles ... made his Louisville debut with two tackles against Indiana State ... recorded three tackles in the win over Western Kentucky ... had two tackles against Boston College, Wake Forest and Kentucky ... finished with a season high four stops versus NC State.

NORTHWEST MISSISSIPPI (2017): Rated the No. 1 JUCO safety ... appeared in 10 games, making four starts ... closed the year with 28 tackles and one interception ... led the squad with seven pass break-ups ... blocked a pair of kicks ... credited with a season-high seven tackles versus East Mississippi ... totaled five stops versus Itawamba.

CAREER STATISTICS

Yr	G/S	S	A	T	TFL	QBH	SK	FR	FF	Int	PB
2018	11/0	8	8	16	0-0	0	0-0	0-0	0	0-0	0
2019	11/4	24	2	26	1-7	0	1-7	0-0	0	0-0	1
Total	22/4	32	10	42	1-7	0	1-7	0-0	0	0-0	1

CAREER HIGHS

Tackles..... 10 vs. Syracuse, 2019
Tackles for Loss 1 vs. Virginia, 2019
Sacks 1 vs. Virginia, 2019
Pass Breakups 1 vs. Virginia, 2019



MALIK CLARK

DEFENSIVE LINE

R-So. • 6-2 • 273

Milledgeville, Ga.
(Baldwin)

92



SOPHOMORE (2019): Appeared against Notre Dame ... assisted on a stop versus Eastern Kentucky ... finished with two tackles for loss against Western Kentucky ... tallied three tackles at Wake Forest ... combined with Dayna Kinnaird for his first career sack to finish with three tackles against Syracuse.

FRESHMAN (2018): Appeared in seven games off the bench ... recorded three tackles and a pair of tackles for loss ... recorded single tackles versus Boston College, Wake Forest and Syracuse ... tallied tackles for loss versus Boston College and Syracuse ... made his debut at defensive end against Alabama.


2017: Redshirted.

CAREER STATISTICS

Yr	G/S	S	A	T	TFL	QBH	SK	FR	FF	Int	PB
2018	9/0	3	0	3	2-2	0	0-0	0-0	0	0-0	0
2019	11/4	6	5	11	3-10	0	0-5-4	0-0	0	0-0	0
Total	20/0	9	5	14	5-12	0	0-5-4	0-0	0	0-0	0

CAREER HIGHS

Tackles..... 3 (two times); last vs. Syracuse, 2019
Tackles for Loss 2.0 vs. Western Kentucky, 2019
Sacks 0.5 vs. Syracuse, 2019



EVAN CONLEY

QUARTERBACK

Fr. • 6-2 • 207

Marietta, Ga.
(Kell)

6



FRESHMAN (2019): Saw his first action against Western Kentucky, connecting on a 62-yard touchdown pass to Tutu Atwell ... finished 10-of-16 for 140 yards and a touchdown against Boston College ... named ACC Quarterback and Rookie of the Week after throwing for 196 yards and two scores and rushing for 79 yards and a touchdown at Wake Forest ... named to Manning Award Stars of the Week and Davey O'Brien Award Great Eight following Wake Forest performance ... completed 6-of-11 passes for 109 yards at Miami.


CAREER STATISTICS

PASSING	Yr	G/S	Comp	Att	Int	Yds	TD	Pct	LG
	2019	7/0	40	71	3	613	4	56.3	62

RUSHING	Yr	G/S	Att	Yds	Avg	TD	LG
	2019	7/0	30	88	2.9	1	41

CAREER HIGHS

Completions..... 12 at Wake Forest, 2019
Attempts..... 18 at Wake Forest, 2019
Passing Yards 196 at Wake Forest, 2019
Long Pass 62 vs. Western Kentucky, 2019
Touchdowns (Passing) 2 at Wake Forest, 2019
Rushes..... 8 at Kentucky, 2019
Rushing Yards 79 at Wake Forest, 2019
Long Rush 41 at Wake Forest, 2019
Touchdowns (Rushing) 1 at Wake Forest, 2019



BLANTON CREQUE

KICKER

R-Sr. • 5-11 • 190

Shelbyville, Ky.
(Collins)

45



SENIOR (2019): Connected from 42 yards on his only field goal attempt against Notre Dame and was 2-for-2 on PATs ... 5-for-5 on PATs and made a 43-yard field goal against Western Kentucky ... made his only attempt from 30 yards at Florida State ... booted a 41-yard field goal with 1:02 remaining to put the Cardinals ahead of Boston College 41-39 ... connected on 2-of-3 field goals ... matched his career-high with 14 points at Wake Forest and was ACC Specialist of the Week ... made his lone attempt from 28 yards against Clemson ... season was cut short after a knee injury against Virginia.

JUNIOR (2018): Kicked in all 12 contests ... finished 10-of-12 on field goals ... connected on 27-of-30 extra points ... Booted a 43-yard field goal to put the Cardinals ahead 24-7 with 9:43 left in the win over Indiana State ... kicked a pair of 23-yard field goals in the win over Western Kentucky ... booted a 20-yard field goal for the team's only points in a 27-3 loss at Virginia ... kicked a 42-yard field in the loss to Florida State ... kicked a 46-yard field goal as time expired before the half against Georgia Tech ... connected on a 25-yard field goal at Clemson and a 32-yarder versus Kentucky.

SOPHOMORE (2017): Earned honorable mention all-ACC honors ... connected on 14-straight field goals before suffering a miss at Florida State ... blasted 17-of-20 field goal attempts, the third-most in school history ... totaled 109 points scored — the fourth-best total by a kicker ... closed the year second in the ACC and 14th nationally in field goal percentage ... averaged 1.31 field goals per game ... connected on field goals (23, 32, 30) in 35-28 win over Purdue in the season opener ... went 2-for-2 versus North Carolina ... hit a career-long of 48 yards at NC State ... drilled three field goals on the road at Kentucky.

FRESHMAN (2016): Booted 16-of-19 field goals ... has showed range from 47 yards ... ranked third in the ACC in field goal percentage at 84.2 percent ... connected on his first career field goal, hitting from 39 yards out ... was 8-for-8 on PATs in the win over Charlotte ... was a perfect 3-for-3 in the loss to Clemson ... drilled field goals from 26, 21 and 28 yards ... tied a school record by going 4-for-4 on field goals in a win over NC State ... connected on his only attempt — hitting from 32 yards in a win over Virginia ... drilled a 28-yard field goal versus Wake Forest ... connected on a 26-yard field goal against Houston ... kicked three field goals, including a career-long 47-yard field goal in the Citrus Bowl loss to LSU.

2015: Redshirted.

CAREER STATISTICS

Yr	G	FGM-A	FG%	LG	PAT	PAT%	Pts
2016	13	16-19	.842	47	39-40	.975	87
2017	13	17-20	.850	48	58-59	.983	109
2018	12	10-12	.833	46	27-30	1.000	57
2019	8	8-11	.727	43	33-33	1.000	57
Total	46	51-62	.823	48	158-163	.969	310

FIELD GOAL BREAKDOWN


Yr	11-29	30-39	40-49	50+
2016	10-10	5-6	1-3	0-0
2017	4-4	9-11	4-5	0-0
2018	4-4	3-4	3-3	0-1
2019	1-1	4-5	3-5	0-0
Total	19-19	21-26	11-16	0-1

KICKOFFS

Yr	No	Yds	Avg	TB	OB
2016	59	3,536	59.9	8	2
2017	84	5,085	60.5	22	3
2018	44	2,555	58.1	10	0
2019	48	2,822	58.8	10	1
Total	235	13,998	59.6	46	6

CAREER HIGHS

Kickoffs 10 at Wake Forest, 2019
Kickoff Yards 607 at Wake Forest, 2019
Kickoff Average 66.0 vs. Kentucky, 2018
Field Goals Made 4 vs. NC State, 2016
Field Goal Attempts 4 vs. NC State, 2016
Long Field Goal 48 at NC State, 2017
PAT Made 8 (three times); last at Wake Forest, 2019
PAT Attempts 8 (three times); last at Wake Forest, 2019
Points 14 (three times); last at Wake Forest, 2019



MICALE CUNNINGHAM

QUARTERBACK

R-So. • 6-1 • 192

Montgomery, Ala.
(Park Crossing)

3



SOPHOMORE (2019): Rushed for 73 yards, including a 38-yard touchdown against Eastern Kentucky ... passed for 119 yards and two scores versus Western Kentucky ... passed for 286 yards and set career highs for completions (16) and attempts (27) and matched his career-best with two touchdowns through the air in addition to one on the ground at Florida State ... passed for a career best 288 yards and a touchdown against Boston College ... threw two first half touchdowns at Wake Forest ... passed for 126 yards and a touchdown and ran for 97 yards and another score in the win over Virginia ... completed 12-of-18 passes for 219 yards and matched a career-best with two touchdown passes at Miami ... also rushed for a one-yard touchdown ... went 13-for-20 for 242 yards and a career-best four touchdowns in the win at NC State ... had a monumental day against Syracuse, throwing for a career-high five touchdowns and rushing for another ... the first Louisville quarterback to throw for five touchdowns since Lamar Jackson in 2016 ... moved into second on UofL's all-time list for rushing touchdowns by a quarterback ... earned Manning Award Quarterback of the Week and ACC Quarterback of the Week honors for his performance against Syracuse ... threw for 78 yards and a touchdown at Kentucky.

FRESHMAN (2018): Appeared in 10 games, making three starts ... led the team in rushing with 497 yards and five touchdowns ... passed for 473 yards and one score ... made his debut in the second half versus Indiana State ... spearheaded four scoring drives — three touchdowns and a field goal ... finished with 12 carries for 54 yards and a one-yard touchdown ... completed 6-of-7 passes for 75 yards, including a 34-yard touchdown pass to Jaylen Smith ... came off the bench to complete 10-of-18 passes for 88 yards ... became the fourth quarterback in school history to

rush for 100 yards, running for 129 yards on 21 carries versus Western Kentucky ... made his first start against Virginia ... completed 6-of-9 throws for 35 yards and an interception, while finishing as the team's leading rusher with 10 carries for 26 yards ... came off the bench for an 11-yard run versus Georgia Tech ... entered the game in the second half at Clemson, rushing for a touchdown and completing 5-of-10 passes for 121 yards ... rushed six times for 64 yards, including a 61-yard run ... posted his second 100-yard rushing game, running for 100 yards and one touchdown in a loss to NC State ... completed 8-of-14 throws for 90 yards ... started against Kentucky, rushing for 89 yards and one touchdown.

2017: Redshirted.


CAREER STATISTICS

PASSING									
Yr	G/S	Comp	Att	Int	Yds	TD	Pct	LG	
2018	10/3	40	67	1	473	1	59.7	41	
2019	11/10	96	156	5	1,786	20	61.5	90	
Total	21/13	136	223	6	2,259	21	61.0	90	

RUSHING						
Yr	G/S	Att	Yds	Avg	TD	LG
2018	10/3	79	497	6.3	5	75
2019	11/10	107	401	3.7	6	48
Total	21/13	186	898	4.8	11	75

CAREER HIGHS

Completions..... 16 at Florida State, 2019
Attempts..... 27 at Florida State, 2019
Passing Yards..... 286 at Florida State, 2019
Long Pass..... 90 vs. Syracuse, 2019
Touchdowns (Passing)..... 5 vs. Syracuse, 2019
Rushes..... 21 vs. Western Kentucky, 2018
Rushing Yards..... 129 vs. Western Kentucky, 2018
Long Rush..... 75 vs. Kentucky, 2018
Touchdowns (Rushing)..... 1 (11 times); last vs. Syracuse, 2019



JORDAN DAVIS

TIGHT END

R-Sr. • 6-4 • 255

Clear Lake, Texas
 (Clear Lake/Texas A&M)

SENIOR (2019): Made his first appearance against Western Kentucky ... caught a pass for 18 yards at Florida State ... drew a start at Miami ... caught his first touchdown of the season on Senior Day, a 28-yard pass in the win over Syracuse.

JUNIOR (2018): Made an appearance in 10 games, making one start ... started in the loss to Syracuse ... caught two passes for 23 yards on the season ... caught one pass for 17 yards versus Wake Forest ... grabbed one pass in a start at Syracuse.

SOPHOMORE (2017): Appeared in 11 games, making one start ... caught four passes for 88 yards and one touchdown ... averaged 22.0 yards per catch ... made his UoFL debut versus Purdue, catching a 3-yard touchdown pass for the first score of the season ... caught a career-long 69-yard pass on the first play of the game in a 42-3 win over Kent State ... recorded one reception for 10 yards versus Murray State.

2016: Redshirted after transferring from Texas A&M.

TEXAS A&M (2015): Saw action in 11 games for Texas A&M, catching two passes for seven yards ... first catch of his career was a 3-yard touchdown snag in the Aggie's home-opener against Ball State.


CAREER STATISTICS

Rushing									
Yr	G/S	Att	Yds	Avg	TD	LG	Rec	Yds	TD
2015*	11/0	0	0	0	0	0	2	7	3.5
2017	11/1	0	0	0	0	0	4	88	22.0
2018	10/1	0	0	0	0	0	2	23	11.5
2019	10/2	0	0	0	0	0	3	47	15.7
Total	42/4	0	0	0	0	0	11	165	15.0

* at Texas A&M

CAREER HIGHS

Receptions..... 1 (11 times); last vs. Syracuse, 2019
Receiving Yards..... 69 vs. Kent State, 2017
Long Reception..... 69 vs. Kent State, 2017
Touchdowns..... 1 (three times); last vs. Syracuse, 2019



SETH DAWKINS

WIDE RECEIVER

Sr. • 6-3 • 218

Columbus, Ohio
 (Franklin Heights)

SENIOR (2019): Caught one pass for 18 yards against Notre Dame ... made three catches for 21 yards versus Western Kentucky ... Caught six passes for a career high 170 yards and a score versus Boston College and was named ACC Receiver of the Week ... recorded a career long 77-yard reception ... finished with 68 yards on three catches, including a 55-yard touchdown at Wake Forest ... hauled in a 36-yard reception on fourth down to keep a drive alive at Miami ... caught a 29-yard touchdown pass in the win over Syracuse on Senior Day.

JUNIOR (2018): Played in 10 games, with six starts ... finished the season with 25 catches for 329 yards and one touchdown ... caught a pass in all 11 games that he's appeared in ... averaged 13.2 yards a reception ... opened the season with three receptions for 68 yards in the loss to Alabama ... recorded a team-high 47-yard reception against the Crimson Tide ... recorded two receptions for 12 yards against Indiana State ... caught one pass for 16 yards in the win over Western Kentucky ... caught one pass for six yards against Virginia ... recorded two receptions for 21 yards against Georgia Tech ... grabbed five receptions for 49 yards and one touchdown versus Wake Forest ... recorded three receptions for 38 yards, including a 27-yard catch against Clemson.

SOPHOMORE (2017): Played in 12 games, recording 10 starts ... closed the season with 42 receptions for 642 yards and four scores ... averaged 15.3 yards a reception ... recorded three or more receptions in 10 games ... caught a pass in all 12 games ... opened the season with a four-catch, 56-yard performance in the season-opening win over Purdue ... caught three passes for 45 yards in a road win versus North Carolina ... hauled in four passes for 28 yards against nationally ranked Clemson ... grabbed four catches for 75 yards and one touchdown in a 42-3 win over Kent State ... scored on a 32-yard pass versus Kent State ... set career-high with five receptions for 133 yards and one touchdown at NC State ... had a career-long 65-yard reception ... also his lone reception versus Florida State was a 26-yard touchdown pass to tie the score at 14-14 ... tied a career-high with five receptions for 65 yards in a loss at Wake Forest ... put the Cardinals up 17-7 with a 14-yard touchdown catch against Virginia ... tying a career-best with five receptions for 55 yards ... tallied three receptions for 60 yards in a win over Syracuse ... ended the year with three catches for 38 yards in the TaxSlayer Bowl loss to Mississippi State.

FRESHMAN (2016): Appeared in 12 games, making a pair of starts ... recorded starts versus NC State and Kentucky ... caught 11 passes for 191 yards and one score ... averaged 19.4 yards per catch ... 21.6 yards as a kick returner ... made his collegiate debut ... his first collegiate reception was a 13-yard touchdown versus Charlotte ... returned three kicks for 65 yards ... returned four kicks for 73 yards against Syracuse ... rushed once for four yards ... grabbed a career-long 53-yard reception against Duke ... made his first career start versus NC State ... recorded one reception for 10 yards ... returned a kick for a career-best 30 yards ... caught one pass for 16 yards versus Virginia ... tallied one reception for 14 yards and a kick return for 23 yards Boston College ... tallied a career-high three receptions for 49 yards versus Houston ... caught one pass for 20 yards versus Kentucky ... recorded two receptions for 16 yards in the Citrus Bowl loss to LSU.


CAREER STATISTICS

Rushing									
Yr	G/S	Att	Yds	Avg	TD	LG	Rec	Yds	TD
2016	12/2	1	4	4.0	0	4	11	191	17.4
2017	12/10	0	0	0	0	0	42	642	15.3
2018	10/6	0	0	0	0	0	25	329	13.2
2019	12/9	0	0	0	0	0	16	348	21.8
Total	44/25	1	4	4.0	0	4	94	1,510	16.1

Kick Return									
Yr	Att	Yds	TD	LG	Att	Yds	TD	LG	
2016	14	306	0	30	0	0	0	0	
2017	12	255	0	43	0	0	0	0	
Total	26	561	0	43	0	0	0	0	

CAREER HIGHS

Receptions..... 5 (four times); last vs. Wake Forest, 2018
Receiving Yards..... 170 Boston College, 2019
Long Reception..... 65 at NC State, 2017
Touchdowns..... 1 (nine times); last vs. Syracuse, 2019
Rushes..... 1 at Marshall, 2016
Rushing Yards..... 4 at Marshall, 2016
Long Rush..... 4 at Marshall, 2016
Kick Return Yards..... 105 vs. Clemson, 2017



DEREK DORSEY

DEFENSIVE LINE

R-Jr. • 6-3 • 265

Louisville, Ky.
 (Manual)

JUNIOR (2019): Saw action against Notre Dame, Eastern Kentucky and Florida State ... made his first tackle of the season against Clemson.

SOPHOMORE (2018): Made an appearance in 12 games, eight as a starter ... finished the year with a career high 22 tackles ... credited with 1.5 tackles for loss and 0.5 sacks ... totaled two tackles in the season opener versus Alabama ... recorded a career-high five tackles and a pair of tackles for loss in his first career start against Indiana State ... registered a pair of tackles versus Western Kentucky ... credited with three tackles in the loss to Georgia Tech ... totaled three tackles versus Syracuse and Kentucky ... assisted on his first career sack against Kentucky.

FRESHMAN (2017): Appeared in 11 games as a reserve defensive lineman ... recorded eight tackles ... Made his collegiate debut versus Purdue ... without recording any statistics, totaled a career-high four tackles in a 42-3 win over Kent State ... totaled two stops in a home win over Syracuse.


2016: Redshirted.

CAREER STATISTICS

Yr	G/S	S	A	T	TFL	QBH	SK	FR	FF	Int	PB
2017	11/0	2	6	8	0-0	1	0-0	0-0	0	0-0	0
2018	12/8	12	10	22	1.5-4	2	0.5-1	0-0	0	0-0	0
2019	11/0	1	0	1	0-0	0	0-0	0-0	0	0-0	0
Total	34/8	15	16	31	1.5-4	3	0.5-1	0-0	0	0-0	0

CAREER HIGHS

Tackles..... 5 vs. Indiana State, 2018
Tackles for Loss..... 1.0 vs. Indiana State, 2018
Quarterback Hurries..... 2 vs. Florida State, 2018
Sacks..... 0.5 vs. Kentucky, 2018



ZACH EDWARDS


INSIDE LINEBACKER

Fr. • 6-3 • 230

Starkville, Miss.
 (Starkville)

FRESHMAN (2019): Saw his first collegiate action against Eastern Kentucky ... made his first career tackle at Wake Forest.

HIGH SCHOOL: Standout defensive player for Chris Jones at Starkville High ... played both linebacker and rush defensive end ... three-year starter ... voted a defensive captain in his junior and senior seasons ... three-star linebacker by 247 Sports and Rivals ... named to the first team All-USA Mississippi football team ... led Starkville to a runner-up finish to Pearl in the Mississippi High School Activities Association (MHSAA) Class 6A State championship game ... was a first-team All-State section in Class 6-A as a senior ... collected 62 tackles for a loss, 20 sacks and a total of 204 tackles over his last two seasons.



DORIAN ETHERIDGE

INSIDE LINEBACKER

Jr. • 6-3 • 231

Charleston, W. Va.
(Capital)

17

JUNIOR (2019): Recorded three tackles, with a fumble recovery and quarterback hurry against Notre Dame ... tallied seven stops, one for a loss, versus Eastern Kentucky ... had a tackle for loss and a pass breakup against Western Kentucky ... made seven tackles with a sack at Florida State ... finished with eight stops and a quarterback hurry at Wake Forest ... recorded three tackles, one for loss, and a pass breakup against Clemson ... made five tackles, one for loss, at Miami ... tallied a season-high 11 tackles, broke up a career-best three passes and recorded the first interception of his career at NC State ... tied for the team lead with 12 tackles, one for loss, against Syracuse ... finished with four tackles with one for loss at Kentucky.

SOPHOMORE (2018): Started 10 games at linebacker, missing two due to injury ... totaled 55 tackles and 4.0 tackles for loss ... registered five games with six or more tackles ... credited with four tackles in the season opener versus Alabama ... totaled four tackles and one tackle for loss before leaving the game with an injury against Indiana State ... missed the Western Kentucky and Virginia games ... returned to action versus Florida State, leading the team with eight tackles and one tackle for loss ... totaled seven tackles versus Georgia Tech ... credited with a season-best 11 tackles in a loss at Boston College ... totaled eight stops and a tackle for loss versus Wake Forest ... credited with three tackles against Clemson ... notched six tackles and 1.5 tackles for loss against NC State.


FRESHMAN (2017): Started all 13 games at linebacker ... named a Freshman All-American by ESPN ... led the team in tackles with 83 — the first true freshman to lead the squad ... totaled two tackles in his first collegiate game versus Purdue ... started at linebacker against North Carolina and registered eight tackles ... credited with nine stops and pair of tackles for loss versus Kent State ... totaled six tackles in a loss to NC State ... recorded a career-best 14 tackles in a loss to Boston College ... registered his second double-digit tackles game with 11 tackles versus Syracuse ... notched eight tackles in the regular season win at Kentucky ... totaled six stops in the TaxSlayer Bowl loss to Mississippi State.

CAREER STATISTICS

Yr	G/S	S	A	T	TFL	QBH	SK	FR	FF	Int	PB
2017	13/13	40	43	83	3-4	0	0-0	1-0	0	0-0	2
2018	10/10	32	23	55	4-10	0	0.5-4	2-0	0	0-0	4
2019	12/11	43	24	67	7.5-19	3	1-4	1-0	0	1-4	5
Total	33/32	115	90	205	14.5-33	3	1.5-8	4-0	0	1-4	11

CAREER HIGHS

Tackles.....14 vs. Boston College, 2017
Tackles for Loss.....2.0 vs. Kent State, 2017
Sacks.....1 at Florida State, 2019
Quarterback Hurries.....1 (three times); last vs. Virginia, 2019
Fumble Recoveries.....1 (four times); last vs. Notre Dame, 2019
Interceptions.....1 at NC State, 2019
Pass Breakups.....3 at NC State, 2019



JACK FAGOT

DEFENSIVE BACK

R-So. • 6-0 • 190

Lexington, Ky.
(Lexington Catholic)

38

SOPHOMORE (2019): Recorded a tackle against Notre Dame ... finished with three tackles versus Western Kentucky ... credited with three tackles against Boston College ... made two tackles at Wake Forest ... tallied the first interception of his career, picking off Trevor Lawrence of Clemson at the goal line ... had two stops in the win over Virginia ... tallied a career-best five tackles at Miami ... registered two tackles and a pass breakup at NC State ... had two tackles against Syracuse.

FRESHMAN (2018): Appeared in seven games on special teams.

2017: Redshirted.

CAREER STATISTICS

Yr	G/S	S	A	T	TFL	QBH	SK	FR	FF	Int	PB
2018	7/0	0	0	0	0-0	0	0-0	0	0-0	0-0	0
2019	11/0	14	10	24	0-0	0	0-0	0	0-0	1-12	1
Total	18/0	14	10	24	0-0	0	0-0	0	0-0	1-12	1

CAREER HIGHS

Tackles.....5 at Miami, 2019
Interceptions.....1 vs. Clemson, 2019
Return Yardage.....12 vs. Clemson, 2019
Pass Breakups.....1 at NC State, 2019



DEZ FITZPATRICK

WIDE RECEIVER

R-Jr. • 6-2 • 204

Farmington Hills, Mich.
(Waterford Mott)

7

JUNIOR (2019): Caught one pass for 10 yards against Notre Dame ... had three catches for 32 yards and a score against Eastern Kentucky ... caught seven passes for 133 yards, including a career-long 74-yard touchdown at Florida State ... Grabbed five passes for 108 yards and a touchdown versus Boston College ... totaled five receptions for 125 yards and two touchdowns at Wake Forest ... caught three passes for 63 yards against Clemson ... made four catches for 72 yards, including a 43 yard touchdown at NC State ... caught three passes for 36 yards at Kentucky.

SOPHOMORE (2018): Second on the team with 31 receptions for 422 yards and three touchdowns ... averaged 13.6 yards a reception ... notched three receptions for 40 yards in the loss to Alabama ... caught two passes for 21 yards in the 20-17 win over Western Kentucky ... led the team with five receptions for 62 yards in the loss to Virginia, including an 18-yard reception ... caught four passes for 45 yards and a score versus Florida State ... scored on a three-yard reception with 10 seconds remaining in the second quarter ... recorded four receptions for 58 yards, including a 42-yard touchdown reception versus Georgia Tech ... grabbed four receptions for 50 yards against Boston College ... caught two passes for 16 yards against Wake Forest and three for 59 against Clemson ... scored on a 13-yard touchdown throw from Jawon Pass versus Syracuse ... caught one pass in losses to NC State and Kentucky.

FRESHMAN (2017): Made an appearance in all 13 games, with eight starts ... finished second on the team with 45 catches for 699 yards and a team-best nine touchdown catches (tied freshman record) ... named all-ACC honorable mention ... caught four passes for 95 yards and a touchdown ... his first collegiate touchdown was a 20-yard reception in the fourth quarter to put the Cards ahead 32-28 ... grabbed for receptions for 78 yard and a pair of touchdowns versus North Carolina ... totaled a pair of receptions for 38 yards — one those catches was an eight-yard touchdown ... recorded another two-touchdown performance versus Murray State, recording four receptions for 45 yards ... had career highs of 10 catches and 134 yards versus NC State ... 10 receptions tied Ibn Green's freshman record, first set against North Carolina on Nov. 9, 1996 ... it was the most receptions by a UofL player since Jamari Staples had 10 versus Wake Forest in 2015 ... the 134 receiving yards are the most by a freshman since 2005, when Mario Urrutia had 138 against Florida Atlantic on Oct. 1 ... totaled seven receptions for 127 yards and a score in a loss to Boston College ... caught four or more passes for sixth time with five catches for 56 yards against Wake Forest ... caught a 29-yard touchdown pass to put the Cardinals up 56-3 in a home win over Syracuse ... put the Cardinals up 31-7 with a 29-yard touchdown catch versus Kentucky.

2016: Redshirted.

CAREER STATISTICS

Rushing						Receiving					
Yr	G/S	Att	Yds	Avg	TD	LG	Rec	Yds	Avg	TD	LG
2017	13/7	0	0	0	0	0	45	699	15.5	9	48
2018	12/6	0	0	0	0	0	31	422	13.6	3	43
2019	12/11	0	0	0	0	0	33	598	18.1	6	74
Total	37/24	0	0	0	0	0	104	1,719	16.5	18	74

CAREER HIGHS

Receptions.....10 at NC State, 2017
Receiving Yards.....134 at NC State, 2017
Long Reception.....74 at Florida State, 2019
Touchdowns.....2 (three times); last at Wake Forest, 2019



MARSHON FORD

TIGHT END

R-So. • 6-2 • 226

Louisville, Ky.
(Ballard)

83

SOPHOMORE (2019): Caught two passes for 43 yards against Notre Dame ... tallied a pair of touchdowns on three catches and 26 yards versus Eastern Kentucky ... had a 48-yard reception at Florida State ... recorded three catches for 25 yards at Miami ... caught three passes for 52 yards and two touchdowns in the win at NC State ... finished with 17 yards on three catches with a touchdown against Syracuse, his third score in two games.

FRESHMAN (2018): Appeared in four games ... made his collegiate debut in a loss to Wake Forest.

2017: Redshirted.

CAREER STATISTICS

Rushing						Receiving					
Yr	G/S	Att	Yds	Avg	TD	LG	Rec	Yds	Avg	TD	LG
2018	4/0	0	0	0	0	0	0	0	0	0	0
2019	12/12	0	0	0	0	0	17	239	14.1	5	48
Total	16/12	0	0	0	0	0	17	239	14.1	5	48

CAREER HIGHS

Receptions.....3 (four times); last vs. Syracuse, 2019
Receiving Yards.....52 vs. Syracuse, 2019
Long Reception.....48 at Florida State, 2019
Touchdowns.....2 (two times); last at NC State, 2019



JARED GOLDWIRE

DEFENSIVE LINE

Jr. • 6-6 • 286

Tacoma, Wash.
(Kentwood/Fort Scott CC)

90

JUNIOR (2019): Recorded a tackle and pass breakup against Notre Dame ... tallied three tackles with his first career sack versus Eastern Kentucky ... had three stops at Florida State ... credited with two tackles and a pass breakup at Wake Forest ... notched three tackles and a sack against Clemson ... matched his career high with five tackles, including a career-best two for loss, in the win at NC State ... tallied a pair of tackles at Kentucky.

SOPHOMORE (2018): Made an appearance in 10 games, making five starts ... totaled 26 tackles and 1.0 tackles for loss ... made debut with two tackles in a loss to Alabama ... totaled two stops in a win over Indiana State ... earned the start versus Western Kentucky, totaling a season-high five tackles versus Western Kentucky ... blocked a field goal in the fourth quarter in the win over the Hilltoppers ... equaled his personal best with five tackles against Virginia ... credited with four tackles against Georgia Tech ... credited with two stops against Boston College and Syracuse.

FORT SCOTT CC: Played in eight games for Fort Scott CC in 2016 ... assisted in 29 tackles ... tallied 17 solo tackles and 2.5 sacks.

CAREER STATISTICS

Yr	G/S	S	A	T	TFL	QBH	SK	FR	FF	Int	PB
2018	10/6	12	14	26	1-1	3	0-0	0-0	0	0-0	0
2019	12/0	14	8	22	4-14	1	2-11	0-0	0	0-0	2
Total	22/6	26	22	48	5-15	4	2-11	0-0	0	0-0	2

CAREER HIGHS

Tackles.....5 (three times); last at NC State, 2019
Tackles for Loss.....2 at NC State, 2019
Sacks.....1.0 (two times); last vs. Clemson, 2019
Quarterback Hurries.....2 vs. Indiana State, 2018
Pass Breakups.....1 (two times); last at Wake Forest, 2019
Field Goal Block.....1 vs. Western Kentucky, 2018



HASSAN HALL

RUNNING BACK

So. • 6-0 • 198

Atlanta, Ga.
(Maynard Jackson)

19

SOPHOMORE (2019): Earned All-ACC second team all-purpose honors, and third team specialist recognition ... rushed for 69 yards on 11 carries against Notre Dame ... carried the ball 15 times for 58 yards and a touchdown versus Eastern Kentucky ... rushed for 57 yards on 11 carries at Florida State ... carried 11 times for 23 yards against Boston College ... tallied 220 kick return yards, including a 100-yard touchdown return at Wake Forest to earn ACC Specialist of the Week ... rushed for 79 yards on just six carries at Miami, including a career-long 58 yard touchdown in the fourth quarter ... rushed for 71 yards and scored on a 12-yard run in the third quarter against Syracuse.

FRESHMAN (2018): Appeared in all 12 games, making five starts ... saw a pair of carries and returned a kickoff 61 yards in his collegiate debut against Alabama ... rushed for 303 yards and three touchdowns on 70 carries ... recorded a season best 57 rushing yards against Florida State ... scored rushing touchdowns versus Boston College, Wake Forest and Syracuse ... caught 12 passes for 99 yards ... returned 34 kickoffs for 818 yards, averaging 24.1 yards per return ... set a new school record with 247 kickoff return yards at Clemson ... returned a kickoff 93 yards for a touchdown in the third quarter at Clemson, Louisville's first kickoff return touchdown in more than three years.

CAREER STATISTICS

Yr	G/S	Rushing					Receiving				
		Att	Yds	Avg	TD	LG	Rec	Yds	Avg	TD	LG
2018	12/5	70	303	4.3	3	32	12	99	8.2	0	15
2019	12/1	105	507	4.8	5	58	5	51	10.2	0	14
Total	24/6	175	810	4.6	8	58	17	150	8.8	0	15

Yr	Att	Kick Return				Att	Punt Return			
		Yds	TD	LG			Yds	TD	LG	
2018	34	818	1	93		0	0	0	0	
2019	23	728	1	100		0	0	0	0	
Total	57	1,546	2	100		0	0	0	0	

CAREER HIGHS

Rushes..... 13 at Boston College, 2018
Rushing Yards 79 at Miami, 2019
Long Rush 58 at Miami, 2018
Rushing Touchdowns 1 (eight times); last vs. Syracuse, 2019
Receptions 4 vs. Georgia Tech, 2018
Receiving Yards 33 vs. Georgia Tech, 2018
Long Reception 15 vs. NC State, 2018
Kick Return Yards 247 at Clemson, 2018
Kick Return TDs 1 (two times); last at Wake Forest, 2019



JAVIAN HAWKINS

RUNNING BACK

R-Fr. • 5-9 • 182

Titusville, Fla.
(Cocoa)

10

FRESHMAN (2019): Earned All-ACC second team honors ... set a new Louisville mark for the most rushing yards in a season by a freshman, surpassing Victor Anderson ... rushed for team-high 122 yards on 19 carries against Notre Dame ... tallied second straight 100-yard game with 123 yards on 11 carries versus Eastern Kentucky ... finished with 93 yards and his first career score against Western Kentucky ... rushed 17 times for 52 yards at Florida State ... rushed for career best 172 yards on 25 carries and a score against Boston College and was named ACC Running Back of the Week ... tallied 60 yards and a touchdown on the ground at Wake Forest ... rushed for 129 yards and a touchdown on a career-high 26 carries against Clemson, snapping the Tigers' 27-game streak without allowing a 100-yard rusher ... named the ACC Rookie of the Week after rushing for 136 yards and two touchdowns against Virginia ... rushed for 91 yards on 15 carries and caught a pass for 40 yards at Miami ...

rushed for 67 yards on 16 carries at NC State ... eclipsed the 1,000-yard mark in the second quarter at NC State, becoming just the second freshman in Louisville history to reach the milestone ... rushed for a career-best 233 yards and a touchdown against Syracuse, breaking Lamar Jackson's record for most rushing yards in a game by a Louisville freshman ... earned ACC running back and rookie of the week honors for his performance against Syracuse ... ran for 142 yards and a touchdown at Kentucky ... moved into fourth on UofL's single season rushing yards chart.

2018: Appeared in three games before taking a redshirt in his first season ... rushed for seven yards on his lone carry of his collegiate debut against Indiana State ... also caught a pass for four yards in the win over the Sycamores ... had one carry netting one yard versus Georgia Tech.


CAREER STATISTICS

Yr	G/S	Rushing					Receiving				
		Att	Yds	Avg	TD	LG	Rec	Yds	Avg	TD	LG
2018	3/0	2	8	4.0	0	7	1	4	4.0	0	4
2019	12/11	241	1,420	5.9	8	66	4	58	14.5	0	40
Total	15/11	243	1,428	5.9	8	66	5	62	12.4	0	40

Yr	Att	Kick Return				Att	Punt Return			
		Yds	TD	LG			Yds	TD	LG	
2019	3	47	0	36		0	0	0	0	

CAREER HIGHS

Rushes..... 28 vs. Virginia, 2019
Rushing Yards 233 vs. Syracuse, 2019
Long Rush 66 vs. Eastern Kentucky, 2019
Touchdowns 2 vs. Virginia, 2019
Receptions 1 (five times); last at Kentucky, 2019
Receiving Yards 40 at Miami, 2019
Long Reception 40 at Miami, 2019



TYLER HAYCRAFT

OFFENSIVE LINE

R-Sr. • 6-3 • 293

Louisville, Ky.
(St. Xavier)

60

SENIOR (2019): Started at right tackle against Notre Dame, grading out at 84% with three knockdowns ... turned in an 85% grade with four knockdowns while helping the Cardinals to 322 rushing yards (8.5 yards per carry) and no sacks versus Eastern Kentucky ... graded out at 90% with four knockdowns against Western Kentucky ... had three knockdowns and a 86% grade at Florida State ... had nine knockdown blocks versus Boston College ... graded at 81% with four knockdowns against Wake Forest ... finished with an 87% grade and a pair of knockdowns versus Clemson ... tallied four knockdowns with an 84% grade in the win over Virginia ... registered three knockdowns and graded at 76% at Miami ... was the Cardinals' top lineman at NC State with an 89% grade and three knockdowns ... finished with an 89% grade and four knockdowns in the win over Syracuse.

JUNIOR (2018): Appeared in all 12 games on special teams and the offensive line ... played as the personal protector on the punt team ... earned a scholarship after starting as a walk-on.

SOPHOMORE (2017): Played in six games on the offensive line and special teams.

FRESHMAN (2016): Didn't see game action.

2015: Redshirted.



QUEN HEAD

LINEBACKER

Jr. • 6-2 • 205

Forsyth, Ga.
(Mary Persons/
Hutchinson CC)

15

JUNIOR (2019): Made one tackle against Notre Dame ... recorded two stops versus Eastern Kentucky ... had two tackles at Wake Forest ... tallied two tackles against Clemson.

SOPHOMORE (2018): Appeared in 12 games at linebacker and on special teams ... totaled six tackles ... credited with first tackle on special teams in the win over Western Kentucky ... notched tackles versus Virginia and Florida State ... notched a personal best two tackles against Boston College.


HUTCHINSON CC: Played in all 12 games ... finished third on the team with 62 tackles ... credited with 3.0 sacks ... ended the year second on the team with 13.5 tackles for loss ... totaled one interception

CAREER STATISTICS

Yr	G/S	S	A	T	TFL	QBH	SK	FR	FF	Int	PB
2018	12/0	2	4	6	0-0	0	0-0	1-0	0	0-0	0
2019	9/1	5	3	8	0-0	0	0-0	0-0	0	0-0	0
Total	21/1	7	7	14	0-0	0	0-0	1-0	0	0-0	0

CAREER HIGHS

Tackles..... 2 (four times); last vs. Clemson, 2019
Fumble Recoveries..... 1 at Boston College, 2018



ROBERT HICKS

DEFENSIVE LINE

So. • 6-1 • 250

Miami, Fla.
(Central)

5

SOPHOMORE (2019): Recorded a tackle for loss against Notre Dame ... made two stops versus Western Kentucky.


FRESHMAN (2018): Played in nine games with one start ... finished first season with 24 tackles and 2.0 tackles for loss ... inserted at linebacker in the season-opening loss to Alabama ... made first start against Western Kentucky, leading the team with 11 tackles and registering his first sack ... totaled four tackles in his second start versus Georgia Tech ... credited with four tackles versus Boston College ... recorded two tackles versus Clemson and Kentucky.

CAREER STATISTICS

Yr	G/S	S	A	T	TFL	QBH	SK	FR	FF	Int	PB
2018	9/1	13	11	24	2-3	0	0.5-0	0-0	0	0-0	0
2019	12/0	2	3	5	1-3	0	0-0	0-0	0	0-0	0
Total	21/1	15	14	29	3-6	0	0.5-0	0-0	0	0-0	0

CAREER HIGHS

Tackles..... 11 vs. Western Kentucky, 2018
Tackles for Loss 1.0 (two times); last vs. Notre Dame, 2019
Sacks 0.5 vs. Western Kentucky, 2018



T.J. HOLL

LINEBACKER

Sr. • 6-1 • 230

Cranberry Township, Pa.
(Seneca Valley/Colgate)

35

SENIOR (2019): Recorded a tackle in his first Louisville contest against Notre Dame ... had a solo stop versus Eastern Kentucky.

COLGATE: Appeared in 38 career games at linebacker ... finished his Colgate career with 202 total tackles and 20 tackles for loss ... led Colgate to NCAA Division I Football Championship Quarterfinals ... was named a first team All-American by the American Football Coaches Association and the 2018 Patriot League's Defensive Player of the Year ... finished 15th nationally and second in the league in 2018 with an average of 10.1 tackles per game ... led the Raiders with 121 tackles, recorded six double-digit tackle games, equaling a career high with 18 stops versus Cornell and Army, and ending the year with 16 tackles in the playoff loss to North Dakota State. He also tied for the team lead with 17.0 tackles for loss.


CAREER STATISTICS

Yr	G/S	S	A	T	TFL	QBH	SK	FR	FF	Int	PB
2015*	12/0	8	2	10	0-0	0	0-0	0-0	0	0-0	0
2016*	10/1	5	14	19	0.5-3	1	0-0	1-0	0	1-16	0
2017*	4/4	28	24	52	2.5-2	0	0-0	0-0	0	0-0	0
2018*	12/12	61	60	121	17.0-44	1	3.5-15	1-0	2	1-29	3
2019	7/0	1	2	3	0-0	0	0-0	0-0	0	0-0	0
Total	45/17	103	102	205	20-49	2	3.5-15	2-0	2	2-45	3

* at Colgate

CAREER HIGHS

Tackles..... 18 (three times); last at Army, 2018
Tackles for Loss 3.0 at North Dakota State, 2018
Sacks 2.0 vs. Holy Cross, 2018
Quarterback Hurries..... 1 (two times); last vs. Holy Cross, 2018
Fumbles Forced..... 1 (two times); last vs. William and Mary, 2018
Fumble Recoveries..... 1 (two times); last at New Hampshire, 2018
Interceptions..... 1 (two times); last vs. James Madison, 2018
Int. Return Yardage..... 29 vs. James Madison, 2018
Pass Breakups 1 (three times); last at Bucknell, 2018
Field Goal Block 1 vs. Cornell, 2018
Punt Block..... 1 vs. Georgetown, 2016



ANTHONY JOHNSON

DEFENSIVE BACK

R-So. • 6-1 • 187

Coconut Creek, Fla.
(Chaminade-Madonna)

SOPHOMORE (2019): Saw playing time against Notre Dame ... recorded a tackle versus Eastern Kentucky ... notched a career-best seven tackles, forced and recovered a fumble and had two breakups against Western Kentucky ... recorded team's first interception of the season against Boston College ... tallied a career-best eight tackles, forced a fumble and broke up two passes at Wake Forest ... tallied a forced fumble and quarterback hurry in the win over Virginia ... made three tackles, including a career-best two for loss, and broke up a pass at Miami ... credited with a pair of tackles and a pass breakup at NC State.

FRESHMAN (2018): Appeared in 11 games, two coming as a starter ... recorded 17 tackles and two pass break-ups ... missed the Georgia Tech game due to injury ... came off the bench to make his debut in the loss to Alabama ... credited with one tackle in his first start versus Indiana State ... totaled four tackles in the win over Western Kentucky ... made his first start, recording two tackles in the loss to Virginia ... registered a personal-best four stops against Wake Forest ... totaled two tackles versus NC State.


2017: Redshirted.

CAREER STATISTICS

Yr	G/S	S	A	T	TFL	QBH	SK	FR	FF	Int	PB
2018	12/2	12	2	14	2-3	0	0-0	0-0	0	1-0	2
2019	12/3	21	6	27	2-6	1	0-0	1-0	3	1-11	6
Total	23/5	33	8	41	4-9	1	0-0	1-0	3	2-11	8

CAREER HIGHS

Tackles..... 8 at Wake Forest, 2019
Tackles for Loss 2 at Miami, 2019
Quarterback Hurries..... 1 vs. Virginia, 2019
Forced Fumbles..... 1 (three times); last vs. Virginia, 2019
Fumble Recoveries..... 1 vs. Western Kentucky, 2019
Interceptions..... 1 vs. Boston College
Pass Breakups..... 2 (two times); last at Wake Forest, 2019



CHANDLER JONES

DEFENSIVE BACK

So. • 5-10 • 179

Miami, Fla.
(Central)

SOPHOMORE (2019): Recorded three tackles, forced a fumble and broke up a pass against Notre Dame ... finished with three tackles versus Eastern Kentucky ... made a career high seven tackles, one for loss, against Western Kentucky ... made four stops at Florida State ... totaled six tackles and a tackle for loss against Boston

College ... finished with four pass breakups at Wake Forest ... had four tackles, one for loss, against Clemson ... notched a career-best eight tackles and picked off his first career pass in the win over Virginia ... made a pair of tackles and broke up a pass at NC State ... finished with six tackles and a pass breakup in the win over Syracuse.


FRESHMAN (2018): Appeared in 11 games, four coming as a starter ... recorded 17 tackles and two pass break-ups ... missed the Georgia Tech game due to injury ... came off the bench to make his debut in the loss to Alabama ... credited with one tackle in his first start versus Indiana State ... totaled four tackles in the win over Western Kentucky ... made his first start, recording two tackles in the loss to Virginia ... registered a personal-best four stops against Wake Forest ... totaled two tackles versus NC State.

CAREER STATISTICS

Yr	G/S	S	A	T	TFL	QBH	SK	FR	FF	Int	PB
2018	11/4	11	6	17	0-0	0	0-0	0-0	0	0-0	2
2019	12/12	36	10	46	3.5-6	0	0-0	0-0	1	1-0	9
Total	23/16	47	16	63	3.5-6	0	0-0	0-0	1	1-0	11

CAREER HIGHS

Tackles..... 8 vs. Virginia, 2019
Tackles for Loss 1 vs. Boston College, 2019
Forced Fumbles..... 1 vs. Notre Dame, 2019
Interceptions..... 1 vs. Virginia, 2019
Pass Breakups..... 4 at Wake Forest, 2019



MASON KING

PUNTER

R-Sr. • 6-3 • 216

Louisville, Ky.
(St. Xavier)

SENIOR (2019): Punted five times against Notre Dame with a long of 52 yards and one downed inside the 20 ... punted six times at Florida State, including a 60-yarder ... averaged 48.5 yards including two 59-yard punts against Clemson ... averaged a season-best 50 yards on three punts against Syracuse, two of which traveled more than 50 yards with one rolling out inside the one-yard line ... punted six times at Kentucky with a 44.5 yard average and three downed inside the 20.

JUNIOR (2018): Averaged 40.6 yards per punt ... punted in all 12 games ... recorded five punts of 50 or more yards and placed 19 punts inside the opposition's 20-yard line ... finished ninth in the ACC in punting ... totaled eight punts for a 43.2 yard per punt average against Alabama ... named the Ray Guy Award Punter of the week after averaging 46.5 yards a punt in a win over Indiana State ... pinned three punts inside the 20-yard line ... posted a career best 64-yard punt ... averaged 40.6 yards a punt against Western Kentucky, placing two punts inside the 20-yard line ... averaged 44.0 yards a punt, including a 52-yarder versus Virginia ... averaged 41.5 yards per punt, placing one inside the 20-yard line against Georgia Tech ... punted career high nine times against Boston College ... punted seven times for a 41.3 average against Syracuse ... closed the season with six punts for a 39.0 yard average against Kentucky.

SOPHOMORE (2017): Punted in all 13 games, averaging 43.9 yards per punt ... his average would've finished fourth in the league, but didn't have enough attempts to qualify ... punted 43 times ... recorded 10 punts of 50 or more yards ... placed 10 punts inside the 20-yard line ... posted four games with two 50+ yard punts ... averaged 44.0 yards in the season-opening win over Purdue ... booted a season-long 58-yard punt against North Carolina ... averaged 45.0 yards per punt in consecutive games versus Kent State and Murray State ... yielded a 47.7 yard average, including a 57-yarder against Boston College ... totaled a 49.7 average in a 31-28 victory at Florida State ... averaged a season-best 51.7 yards a punt against Syracuse.

FRESHMAN (2016): Set the school record for punting average in a season at 43.9 yards per punt ... recorded 16 punts that landed within the opposition's 20-yard line ... nailed 14 punts of 50 or more yards ... more than half his punts were fair caught ... opened the season by punting twice for a 37.5 average against Charlotte ... averaged 43.0 yards per punt, including one that landed inside the 20-yard line versus Syracuse ... punted

five times for a 48.0 yards per punt average against Clemson ... averaged 42.3 yards per punt against NC State ... averaged over 40 yards a punt for the fourth time in a win at Boston College ... punted four times for a 41.8 yard average versus Wake Forest ... booted a season-high seven punts for a season-best 50.6 yards per punt in a loss to Houston ... posted a 49.3 yard average against Kentucky ... punted a career-high eight times for a 50.5 average in the Citrus Bowl loss to LSU.


2015: Redshirted.

CAREER STATISTICS

Year	G	P	Yds	Avg.	-20	50+	TB	LG
2016	13	55	2,413	43.9	16	14	1	60
2017	13	43	1,887	43.9	10	10	2	58
2018	12	69	2,798	40.6	19	5	2	64
2019	12	54	2,295	42.5	16	10	5	60
Totals	49	216	9,393	43.5	61	39	10	64

CAREER HIGHS

Punts..... 9 at Boston College, 2018
Punt Yards..... 404 vs. LSU, 2016
Long Punt..... 64 vs. Indiana State, 2018
Punt Average..... 50.6 at Houston, 2016
Inside 20 3 (four times); last at Kentucky, 2019



JUSTIN MARSHALL

WIDE RECEIVER

R-So. • 6-3 • 212

Newnan, Ga.
(Georgia Prep Sports Academy)

SOPHOMORE (2019): Saw action against Notre Dame ... caught two passes for 59 yards versus Eastern Kentucky ... tallied one reception for 20 yards against Boston College ... caught one pass for 20 yards at Miami.

FRESHMAN (2018): Appeared in nine games on special teams ... inserted into the lineup for the first time in his career versus Indiana State.


2017: Redshirted.

CAREER STATISTICS

Yr	G/S	Rushing					Receiving				
		Att	Yds	Avg	TD	LG	Rec	Yds	Avg	TD	LG
2019	8/0	0	0	0	0	0	4	99	24.8	0	35

CAREER HIGHS

Receptions 2 vs. Eastern Kentucky, 2019
Receiving Yards 59 vs. Eastern Kentucky, 2019
Long Reception 35 vs. Eastern Kentucky, 2019



P.J. MBANASOR

DEFENSIVE BACK

R-Jr. • 6-1 • 203

Pflugerville, Texas
(Hendrickson/Oklahoma)

JUNIOR (2019): Made four tackles in a start against Notre Dame.

SOPHOMORE (2018): Made an appearance in 12 games, recording three starts ... finished the year with 18 tackles, including a pair of pass break-ups ... also made starts against Western Kentucky and Kentucky ... started at cornerback versus Alabama, recording a team-high nine tackles in the 51-14 loss ... totaled one stop versus Indiana State ... recorded two tackles in the win over Western Kentucky ... recorded three tackles in a loss at Clemson ... registered his lone interception and one tackle versus Syracuse.

2017: Redshirted.

OKLAHOMA: Redshirted in 2016. Played in 10 games with two starts at cornerback during the 2015 season ...

had one tackle against Iowa State ... broke up a pass at Kansas ... tallied one tackle against Texas ... set career high with five tackles in start at corner against Tulsa ... made OU debut with start at cornerback against Akron.

CAREER STATISTICS

Yr	G/S	S	A	T	TFL	QBH	SK	FR	FF	Int	PB
2015*	10/2	5	2	7	0-0	0	0-0	0-0	0	0-0	1
2018	12/3	12	6	18	0-0	0	0-0	0-0	0	1-0	2
2019	6/1	4	1	5	0-0	0	0-0	0-0	0	0-0	0
Total	28/6	21	9	30	0-0	0	0-0	0-0	0	1-0	3

* at Oklahoma

CAREER HIGHS

Tackles.....9 vs. Alabama, 2018
Interceptions.....1 at Syracuse, 2018
Pass Breakups.....2 vs. Florida State, 2018



T.J. MCCOY


OFFENSIVE LINE

Gr. • 6-1 • 305

Clermont, Fla.
 (South Lake/Florida)

SENIOR (2019): Started at center against Notre Dame, turning in a grade of 73% ... tallied seven knockdowns with a 69% grade at Florida State ... graded out at 81% and three knockdown blocks versus Boston College ... graded at 71% at Wake Forest ... finished with a 78% grade against Clemson.

FLORIDA: Played in four games (Charleston Southern, Colorado State, Florida State, Michigan) as a reserve offensive lineman at Florida in 2018 ... started Florida's first nine games at center before suffering a season-ending injury at South Carolina in 2017 ... appeared in seven games throughout the season and made four starts in 2016 ... made his UF debut against Kentucky in the second week of the season ... came off the bench to play center in Florida's game against South Carolina ... played three-plus quarters at center for the Gators against the Gamecocks, and then started the final four contests of the season.



GARY MCCRAE

DEFENSIVE LINE

Sr. • 6-4 • 238

Cuthbert, Ga.
 (Randolph Clay/East Mississippi CC)

SENIOR (2019): Recorded a tackle against Eastern Kentucky ... assisted on a tackle against Clemson ... made two tackles in the win at NC State.

2018: Played in two games before injuring his shoulder against Indiana State ... missed the rest of the season with a shoulder injury.

JUNIOR (2017): Played in eight games on special teams ... played primarily on the kickoff unit ... recorded four tackles ... tallied a pair of stops in a road win at Kentucky.

SOPHOMORE (2016): Appeared in two games versus Charlotte and NC State.


EAST MISSISSIPPI CC: Played the 2015 season at EMCC.

CAREER STATISTICS

Yr	G/S	S	A	T	TFL	QBH	SK	FR	FF	Int	PB
2016	2/0	0	0	0	0-0	0	0-0	0-0	0	0-0	0
2017	8/0	3	1	4	0-0	0	0-0	0-0	0	0-0	0
2018	2/0	0	0	0	0-0	0	0-0	0-0	0	0-0	0
2019	11/0	6	3	9	0-0	0	0-0	0-0	0	0-0	0
Total	23/0	9	4	13	0-0	0	0-0	0-0	0	0-0	0

CAREER HIGHS

Tackles.....2 (two times); last at NC State, 2019



MONTY MONTGOMERY

LINEBACKER

So. • 5-11 • 214

Norcross, Ga.
 (Norcross/Hutchinson CC)

SOPHOMORE (2019): Recorded two tackles in his Louisville debut against Notre Dame ... picked up two tackles versus Eastern Kentucky ... notched three stops, including his first sack with the Cardinals against Western Kentucky ... stopped a Boston College scoring drive by causing a fumble in the end zone ... made two stops, picked up a sack and forced a fumble at Wake Forest ... made his first start at Louisville against Clemson and tallied a season-best five tackles ... picked up a pair of sacks in the win over Virginia ... credited with three tackles at Miami ... made four tackles, including a sack, along with a forced fumble at NC State.

HUTCHINSON CC: Named the 2018 Jayhawk Conference Defensive Player of the Year ... was also named the KJCCC Defensive Player of the Week three different times and was the NJCAA National Defensive Player of the Week twice ... helped the Blue Dragons post a 9-3 overall record and a No. 8 finish in the final NJCAA Football rankings ... had a tremendous freshman season for a Blue Dragon defense that ranked in the top two of three of the four major defensive categories in the Jayhawk Conference and was ranked as high as No. 2 in the nation in rush defense ... led the Blue Dragons with 82 total tackles, including 45 unassisted tackles ... totaled 18 tackles for loss, six quarterback sacks, three interceptions, two fumble recoveries returned for a touchdown ... credited with five quarterback hurries in 2018 ... became the first Blue Dragon player in three years to earn NJCAA first-team All-America honors ... recorded three defensive touchdowns, including two in one game against Dodge City.

CAREER STATISTICS

Yr	G/S	S	A	T	TFL	QBH	SK	FR	FF	Int	PB
2019	12/0	20	7	27	5-32	1	5-32	1-0	3	0-0	1

CAREER HIGHS

Tackles.....5 vs. Clemson, 2019
Tackles for Loss.....2 vs. Virginia, 2019
Quarterback Hurries.....1 vs. Syracuse, 2019
Sacks.....2 vs. Virginia, 2019
Forced Fumbles.....1 (three times); last at NC State, 2019
Fumble Recoveries.....1 vs. Boston College, 2019
Pass Breakups.....1 vs. Western Kentucky, 2019



NICK OKEKE

LINEBACKER

R-So. • 6-3 • 246

Smyrna, Tenn.
 (Smyrna)

SOPHOMORE (2019): Finished with a team-high seven tackles, a sack and a quarterback hurry against Notre Dame ... tallied seven tackles at Florida State ... notched three tackles at NC State ... had a pair of tackles against Syracuse ... made two stops at Kentucky.

FRESHMAN (2018): Played in 12 games, six coming as a starter ... recorded 42 tackles and 1.0 tackles for loss in his first collegiate season ... made debut with one tackle versus Alabama ... came off the bench to record five tackles against Indiana State ... registered personal best eight tackles in his first start at Virginia ... equalled his personal best with eight stops against Georgia Tech ... credited with six tackles and 1.0 tackles for loss at Boston College ... combined for nine tackles (5 versus NC State and 4 versus Kentucky) in the final two games.


2017: Redshirted.

CAREER STATISTICS

Yr	G/S	S	A	T	TFL	QBH	SK	FR	FF	Int	PB
2018	12/6	23	19	42	1-1	0	0-0	0-0	1	0-0	0
2019	11/2	10	14	24	1-4	1	1-8	0-0	0	0-0	0
Total	23/8	33	33	66	2-5	1	1-8	0-0	1	0-0	0

CAREER HIGHS

Tackles.....8 (two times); last vs. Georgia Tech, 2018
Tackles for Loss.....1.0 (two times); last vs. Notre Dame, 2019
Sacks.....1.0 vs. Notre Dame, 2019
Quarterback Hurries.....1 vs. Notre Dame, 2019
Forced Fumbles.....1 at Virginia, 2018



JAWON PASS

QUARTERBACK

R-Jr. • 6-4 • 239

Columbus, Ga.
 (Carver)

JUNIOR (2019): Threw for 134 yards and rushed for 67 and two scores against Notre Dame ... recorded a career-high four touchdown passes going 12-for-19 for 196 yards versus Eastern Kentucky.

SOPHOMORE (2018): Played in 11 games, making nine starts ... completed 162-of-300 passes for 1,960 yards and eight touchdowns ... completed 54.0 percent of his passes ... averaged 186.6 yards of total offense per game ... made first start versus Alabama, completing 20-of-39 passes for 252 yards and two touchdowns ... tossed a pair of touchdowns ... threw his first two interceptions ... completed 8-of-14 passes for 89 yards with an interception that was returned for a touchdown against Indiana State ... started versus Western Kentucky, going 0 for 3 in passing ... inserted into the game in the second half versus Virginia, completing 10-of-19 passes for 113 yards and an interception ... threw for 306 yards and two touchdowns in a loss to Florida State ... the first 300-yard game of his career ... completed 23 of 35 passes for 299 yards and two scores in a loss to Georgia Tech ... tossed a 29-yard touchdown pass to Tutu Atwell and a 42-yard strike to Dez Fitzpatrick ... went 30 of 54 for a career high 358 yards and one touchdown in a loss to Wake Forest ... rushed for a career high 80 yards in a loss to Syracuse and throwing for 196 yards and one score.

FRESHMAN (2017): Appeared in six games as a reserve ... completed 23-of-33 passes for 238 yards and two touchdowns ... rushed 13 times for 62 yards and a score ... made his collegiate debut versus Kent State, going 5-for-8 for 75 yards ... completed 14-of-19 passes for 115 yards and one touchdown, while rushing for 36 yards and a score in a win over Murray State ... first career touchdown pass was a 14-yard pass to Javonte Bagley ... also scored on a two-yard run ... went 3-for-4 for 46 yards, including a 29-yard touchdown strike to Dez Fitzpatrick.

2016: Redshirted.

CAREER STATISTICS

Yr	G/S	Comp	Att	Int	Yds	TD	Pct	LG
2017	5/0	23	33	0	238	2	69.6	31
2018	11/9	162	300	12	1,960	8	54.0	53
2019	2/2	24	46	1	330	4	52.2	50
Total	18/11	209	379	13	2,528	14	55.1	53

RUSHING

Yr	G/S	Att	Yds	Avg	TD	LG
2017	5/0	13	62	4.8	1	34
2018	11/9	76	93	1.2	2	49
2019	2/2	20	104	5.2	2	24
Total	18/11	109	259	2.4	5	49

CAREER HIGHS

Completions.....30 vs. Wake Forest, 2018
Attempts.....54 vs. Wake Forest, 2018
Passing Yards.....358 vs. Wake Forest, 2018
Long Pass.....53 vs. Florida State, 2018
Touchdowns (Passing).....4 vs. Eastern Kentucky, 2019
Rushes.....12 at Syracuse, 2018
Rushing Yards.....80 at Syracuse, 2018
Long Rush.....49 at Syracuse, 2018
Touchdowns (Rushing).....1 (three times); last at BC, 2018



**KHANE
PASS**
DEFENSIVE BACK
R-Sr. • 6-1 • 204
Columbus, Ga.
(Carver)

SENIOR (2019): Recorded six tackles in a start against Notre Dame ... tallied four tackles, one for loss, versus Eastern Kentucky ... notched five stops against Western Kentucky ... registered a career-best 12 tackles, nine solo, with one for loss at Florida State ... tied his career high with 12 tackles against Boston College ... finished with 10 tackles at Wake Forest ... tallied a team-high seven stops against Clemson ... notched a pair of stops in the win over Virginia ... credited with three tackles at Miami ... finished with five tackles and a pass breakup at NC State ... had four tackles in the win over Syracuse ... tallied four tackles, one for a loss, at Kentucky.

JUNIOR (2018): Started all 12 games ... finished the season with 54 tackles, which was fourth on the team ... started at safety, totaling four tackles in the loss to Alabama ... posted four stops against Indiana State ... finished with seven tackles in the win over Western Kentucky ... ejected for targeting after three plays against Virginia ... recorded four tackles in a loss to Florida State ... credited with a season best eight tackles versus Georgia Tech ... contributed seven tackles in a loss to Boston College ... added five stops versus Wake Forest ... closed the year with seven tackles in a loss to Kentucky.

SOPHOMORE (2017): Appeared in all 13 games, making five starts ... totaled 38 tackles and 3.0 tackles for loss ... forced a fumble and recorded one interception ... recorded three games of five or more tackles ... made his second career start a good one with a career-high six tackles and 0.5 tackles for loss in the opener versus Purdue ... tallied four tackles against North Carolina ... finished with five tackles and 1.0 tackle for loss ... tied his career-high six tackles versus NC State ... returned his first career interception 40 yards in a victory over Syracuse.

FRESHMAN (2016): Physical sophomore who emerged to take on a larger role late in the season ... finished with 19 tackles in 12 games ... made his first career start versus LSU in the Citrus Bowl loss to LSU ... Displayed an ability to make a big hit ... contributor on special teams ... posted three tackles in his collegiate debut and also registered one tackle for loss in a win over Charlotte ... finished the regular season with a season-best five tackles and one break-up versus Kentucky ... tallied five tackles and a tackle for loss versus LSU.

2015: Redshirted.


CAREER STATISTICS

Yr	G/S	S	A	T	TFL	QBH	SK	FR	FF	Int	PB
2016	10/1	11	8	19	1.5-2	0	0-0	0-0	0	0-0	1
2017	13/5	22	16	38	3-16	1	0-0	0-0	1	1-40	1
2018	12/12	36	18	54	0-0	0	0-0	0-0	0	0-0	1
2019	12/12	53	22	75	3-5	0	0-0	0-0	1	0-0	2
Total	47/30	122	64	186	7.5-23	1	0-0	0-0	2	1-40	5

Kick Return				Punt Return			
Yr	Att	Yds	TD	Att	Yds	TD	LG
2016	0	0	0	2	-3	0	6
Total	0	0	0	2	-3	0	6

CAREER HIGHS

Tackles.....12 vs. Boston College, 2019
Tackles for Loss.....1.0 (six times); last at Kentucky, 2019
Quarterback Hurries.....1 at NC State, 2017
Forced Fumbles.....1 (two times); last vs. Notre Dame, 2019
Interceptions.....1 vs. Syracuse, 2017
Int. Return Yardage.....40 vs. Syracuse, 2017
Pass Breakups.....1 (five times); last at NC State, 2019



**DEVANTE
PEETE**
WIDE RECEIVER
R-Sr. • 6-6 • 213
Pompano Beach, Fla.
(St. Thomas Aquinas)

SENIOR (2019): Saw action against Notre Dame ... caught a 26-yard pass versus Eastern Kentucky.

JUNIOR (2018): Recorded a career high 21 receptions for 250 yards ... averaged 11.9 yards per catch ... appeared in 11 games, making seven starts ... caught one pass for 15 yards in his first game back from injury ... led the team in receiving with three receptions for 32 yards against Indiana State ... recorded two receptions for 17 yards against Western Kentucky ... caught one pass for 11 yards against Virginia ... notched two receptions for 40 yards versus Florida State ... caught two passes for 45 yards versus Georgia Tech, including a 37-yard reception with one second left to set up a field goal ... recorded a career high four catches for 37 yards in a loss to Boston College ... tallied three receptions for 25 yards versus Clemson.

2017: Tore his ACL during the second week of fall camp, forcing him to miss the season ... elected team captain for the second straight year.

SOPHOMORE (2016): Special teams captain ... Big, rangy wide receiver who has been a key contributor on special teams ... posted 10 tackles ... caught four passes for 70 yards as a reserve wide receiver ... caught one pass for 15 yards and totaled a pair of tackles versus Charlotte ... totaled one reception for seven yards against Syracuse caught one pass for 35 yards and registered two tackles versus NC State ... credited with one stop and caught a pass for 10 yards against Boston College ... blocked a punt and recorded one tackle versus Wake Forest.


FRESHMAN (2015): Appeared in all 13 games this season as a reserve wide receiver ... caught a pass in seven of 13 games ... caught 12 passes for 166 yards and one touchdown ... owns the third-most receptions by a member of the freshmen class ... corraled his first career touchdown on the road against NC State ... tallied a season-long 37 yard reception in the second half against Clemson ... recorded his first collegiate reception against Auburn, finished with three receptions for a team-high 60 yards.

CAREER STATISTICS

Rushing						Receiving					
Yr	G/S	Att	Yds	Avg	TD	LG	Rec	Yds	Avg	TD	LG
2015	13/0	0	0	0	0	0	12	166	13.8	1	37
2016	13/0	0	0	0	0	0	4	70	20.0	0	35
2018	11/7	0	0	0	0	0	21	250	11.9	0	37
2019	12/0	0	0	0	0	0	2	37	18.5	0	26
Total	49/7	0	0	0	0	0	39	523	13.4	1	37

CAREER HIGHS

Receptions.....4 at Boston College, 2018
Receiving Yards.....60 vs. Auburn, 2015
Long Reception.....37 (two times); last vs. Georgia Tech, 2018
Touchdowns.....1 at NC State, 2015



**TABARIUS
PETERSON**
OUTSIDE LINEBACKER
R-Jr. • 6-3 • 252
Tucker, Ga.
(Tucker)

JUNIOR (2019): Recorded a tackle against Notre Dame ... tallied two tackles versus Eastern Kentucky ... ran for nine yards on his first career carry to give the Cardinals a first down on a fake punt at Florida State ... finished with four tackles at Wake Forest ... made three stops, 1.5 for loss, and tallied two quarterback hurries in the win over Virginia ... recorded three tackles and recovered his first career fumble in the win at NC State ... recorded a pair of tackles against Syracuse.

SOPHOMORE (2018): Finished the year with 49 tackles and tied for the team lead with 2.0 sacks ... totaled two stops in the 51-14 loss to Alabama ... credited with eight tackles and a tackle for loss in his first start against Indiana State ... totaled a career high nine tackles ... and a tackle for loss in winning 20-17 versus Western Kentucky ... credited with three tackles and a tackle for loss versus Virginia ... totaled three tackles and a tackle for loss versus Florida State ... notched three stops against Georgia Tech ... recorded eight tackles at home versus NC State.

FRESHMAN (2017): Played in 12 games on defense and on special teams ... finished with 18 tackles and one forced fumble ... forced a key fumble and recorded a tackle in the win over Purdue ... totaled a career-high five tackles in a home win over Kent State ... credited with four stops in a 31-28 victory at Florida State ... recorded three tackle versus Virginia.

2016: Redshirted.

CAREER STATISTICS

Yr	G/S	S	A	T	TFL	QBH	SK	FR	FF	Int	PB
2017	12/0	9	9	18	0-0	1	0-0	0-0	1	0-0	0
2018	12/9	27	22	49	6.5-32	1	2-14	0-0	0	0-0	1
2019	12/12	8	14	22	1.5-3	4	0-0	1-0	0	0-0	0
Total	36/21	44	45	89	8.0-35	6	2-14	1-0	1	0-0	1

CAREER HIGHS

Tackles.....9 vs. Western Kentucky, 2018
Tackles for Loss.....2.0 at Syracuse, 2018
Sacks.....1.0 at Syracuse, 2018
Quarterback Hurries.....2 vs. Virginia, 2019
Fumble Recoveries.....1 at NC State, 2019
Forced Fumbles.....1 vs. Purdue, 2017
Pass Breakups.....1 vs. Indiana State, 2018



**EAN
PFEIFER**
TIGHT END

Gr. • 6-4 • 245

Bentonville, Ark.
(Bentonville/Vanderbilt)


SENIOR (2019): Saw first Louisville action against Notre Dame ... made his first start at Florida State ... started against Clemson ... caught his first career pass at Miami, a six-yard touchdown in the second quarter ... caught a one-yard touchdown pass in the win at NC State.

VANDERBILT: Played two seasons at Vanderbilt before leaving as a graduate transfer ... played in 19 career games ... played in eight games, contributing at offensive guard and on special team conversion units in 2017 ... earned starts at left guard in early-season victories over Middle Tennessee, Alabama A&M and Kansas State and kept the assignment for the next two games ... injuries limited his participation late in the season ... took over for Delando Crooks at left guard early in the season and never relinquished his position during the 2016 campaign ... appeared in 11 games in 2016 ... showed improvement with each game, playing most of the team's critical snaps over the last nine games ... played a huge role in running back Ralph Webb becoming the team's all-time leading rusher and sophomore Kyle Shurmur producing one of the finest seasons ever by a Commodore quarterback ... earned Freshman All-SEC honors from Athlon Sports.

CAREER STATISTICS

Rushing						Receiving					
Yr	G/S	Att	Yds	Avg	TD	LG	Rec	Yds	Avg	TD	LG
2016*	11/9	0	0	0	0	0	0	0	0	0	0
2017*	8/4	0	0	0	0	0	0	0	0	0	0
2019	12/3	0	0	0	0	0	2	7	3.5	2	6
Total	31/16	0	0	0	0	0	2	7	3.5	2	6

* at Vanderbilt



**TELLY
PLUMMER**
DEFENSIVE BACK

So. • 6-0 • 202
Riverdale, Ga.
(Langston Hughes)

FRESHMAN (2018): Played in 10 games for the Cardinals ... made his collegiate debut in the win over Indiana State ... recorded his first collegiate tackle, and three total, against NC State.

CAREER STATISTICS

Yr	G/S	S	A	T	TFL	QBH	SK	FR	FF	Int	PB
2018	9/0	0	3	3	0-0	0	0-0	0-0	0	0-0	0

CAREER HIGHS

Tackles.....3 vs. NC State, 2018



**AIDAN
ROBBINS**
RUNNING BACK

Fr. • 6-3 • 225
Louisville, Ky.
(Manual)

FRESHMAN (2019): Saw first collegiate action against Eastern Kentucky.

HIGH SCHOOL: Played for Scott Carmony at Manual High ... rated a three-star prospect by 247Sports ... rated the No. 53 running back and the No. 10 recruit in Kentucky ... rated a three-star recruit by Rivals.com ... also ranked as the No. 14 player in the state ... named three-star prospect by ESPN.com ... tabbed the No. 50 player as an athlete and the No. 9 recruit in Kentucky ... ran 72 times for 319 yards and four touchdowns before his season ended with a torn labrum in his right shoulder ... scored the game-winning touchdown in a 21-20 win over Ballard ... rushed 13 times for 165 yards and two scores in a win over Western ... ran for 631 yards and six touchdowns as a junior ... rushed 72 times for 370 yards and three touchdowns and also had a receiving touchdown during his sophomore season.



**G.G.
ROBINSON**
DEFENSIVE LINE

R-Sr. • 6-4 • 295
Lilburn, Ga.
(Parkview)

SENIOR (2019): Recorded a pair of tackles, one for loss, in a start against Notre Dame ... notched four tackles with a sack versus Eastern Kentucky ... tallied two pass breakups against Western Kentucky ... finished with three tackles and a hurry at Florida State ... registered one tackle against Boston College ... tallied his first sack of the season at Wake Forest ... had two tackles against Clemson ... had three tackles, including a sack, in the win over Virginia ... credited with a pair of tackles, a sack and his first career fumble recovery in the win over NC State ... turned in a tackle for loss against Syracuse ... finished with five tackles at Kentucky.

JUNIOR (2018): Registered 20 tackles in 11 games, including nine as a starter ... recorded the team's lone sack and was credited with four tackles versus Alabama ... tied for the team lead in sacks ... credited with five tackles versus Indiana State ... posted two tackles and a sack versus Western Kentucky ... totaled two tackles versus Florida State and one stop against Georgia Tech ... credited with single tackles versus Wake Forest, Syracuse and Kentucky.

SOPHOMORE (2017): Made an appearance in 13 games, with six starts ... finished the year with 28 tackles and 3.0 tackles for loss ... recorded a career-high three tackles and 1.5 tackles for loss in the season opener versus Purdue ... made first start versus Clemson ... posted five tackles and a tackle for loss versus Kent State ... recorded a career-best six tackles at NC State ... credited with four tackles at Florida State.

FRESHMAN (2016): Appeared in nine games ... posted a pair of tackles ... made collegiate debut against Charlotte ... produced two tackles in a road loss at Houston.


2015: Redshirted.

CAREER STATISTICS

Yr	G/S	S	A	T	TFL	QBH	SK	FR	FF	Int	PB
2016	9/0	2	0	2	0-0	0	0-0	0-0	0	0-0	0
2017	13/6	7	21	28	3-6	0	0-0	0-0	0	0-0	1
2018	11/9	12	8	20	2-16	2	2-16	0-0	0	0-0	0
2019	12/12	18	7	25	6-34	2	3-27	1-0	0	0-0	2
Total	45/27	39	36	75	11-56	4	5-43	1-0	0	0-0	3

CAREER HIGHS

Tackles.....6 at NC State, 2017
Tackles for Loss1.5 vs. Purdue, 2017
Sacks1.0 (five times); last vs. Virginia, 2019
Quarterback Hurries1 (four times); last at Miami, 2019
Fumble Recoveries.....1 at NC State, 2019
Pass Breakups.....2 vs. Western Kentucky, 2019



**CORNELIUS
STURGHILL**
DEFENSIVE BACK

Gr. • 5-11 • 191
Memphis, Tenn.
(Melrose)

SENIOR (2019): Recorded four tackles against Notre Dame ... had three solo stops and a pass breakup versus Eastern Kentucky ... made four tackles against Western Kentucky ... finished with a pair of stops versus Clemson.

JUNIOR (2018): Appeared in 12 games, 11 coming as a starter ... finished the season with 32 tackles and one interception ... credited with three tackles in his first start versus Alabama ... credited with a pair of stops against Indiana State ... reached a career best with five tackles in the win over Western Kentucky ... made a pass break-up in the end zone ... notched four stops in a loss at Virginia ... tallied four tackles versus Georgia Tech ... recorded four stops against Clemson ... totaled a season high six tackles versus Syracuse ... registered three tackles and his first career interception in a loss to Kentucky.

SOPHOMORE (2017): Appeared in four games ... finished with three tackles ... credited with one tackle against North Carolina ... totaled two tackles in a road win at Florida State.

2016: Redshirted.


FRESHMAN (2015): Appeared in seven games on special teams ... returned three punts for -4 yards after taking over as the primary returner during the 17-14 win over Boston College ... credited with a long of two yards ... returned a career-best two punts versus Wake Forest.

CAREER STATISTICS

Yr	G/S	S	A	T	TFL	QBH	SK	FR	FF	Int	PB
2015	7/0	0	0	0	0-0	0	0-0	0-0	0	0-0	0
2017	4/0	3	0	3	0-0	0	0-0	0-0	0	0-0	0
2018	12/11	25	7	32	0-0	1	0-0	0-0	0	1-19	3
2019	10/4	18	0	18	0-0	0	0-0	0-0	0	0-0	2
Total	33/15	46	7	53	0-0	1	0-0	0-0	0	1-19	5

CAREER HIGHS

Tackles.....6 at Syracuse, 2018
Interceptions.....1 vs. Kentucky, 2018
Int. Return Yardage.....19 vs. Kentucky, 2018
Pass Breakups.....1 (five times); last at Florida State, 2019



**TRENELL
TROUTMAN**
DEFENSIVE BACK

So. • 5-11 • 188
Miami, Fla.
(St. Thomas Aquinas)

SOPHOMORE (2019): Saw game action against Notre Dame ... tallied six tackles, including one for loss, versus Eastern Kentucky... finished with three stops versus Boston College ... made three tackles against Clemson ... credited with three stops and a quarterback hurry at Miami ... registered three tackles at NC State ... finished with three tackles in the win over Syracuse.

FRESHMAN (2018): Played in nine games for the Cardinals ... made his collegiate debut in the win versus Indiana State ... notched his first collegiate tackle against Georgia Tech ... finished with two tackles against Clemson and Kentucky.

CAREER STATISTICS

Yr	G/S	S	A	T	TFL	QBH	SK	FR	FF	Int	PB
2018	9/0	3	2	5	0-0	0	0-0	0-0	0	0-0	0
2019	12/0	17	8	25	1-2	1	0-0	0-0	0	0-0	0
Total	21/0	20	10	30	1-2	1	0-0	0-0	0	0-0	0

CAREER HIGHS

Tackles.....6 vs. Eastern Kentucky, 2019
Tackles for Loss1 vs. Eastern Kentucky, 2019
Quarterback Hurries1 at Miami, 2019



**BOOSIE
WHITLOW**
OUTSIDE LINEBACKER

R-Sr. • 6-3 • 228
Opelika, Ala.
(Opelika/South Carolina)

SENIOR (2019): Saw action against Notre Dame ... made two stops and registered his first sack at Louisville versus Eastern Kentucky ... notched two tackles, one for loss, against Western Kentucky ... lone tackle against Clemson was for a four-yard loss ... had two tackles, one for loss, and forced a fumble in the win over Virginia ... had a pass breakup at Miami ... finished with three tackles, one for loss, in the win at NC State ... tallied two stops against Syracuse.

JUNIOR (2018): Played in seven games ... credited with four tackles ... Recorded a tackle in his debut versus Alabama ... added two stops in the win over Indiana State ... recorded one stop versus Syracuse.

SOUTH CAROLINA: Played in all 12 contests, making three starts in 2015 at South Carolina ... used primarily in pass rushing situations... credited with 14 tackles, including 5.0 tackles for loss in somewhat limited duty... logged one sack and credited with four additional quarterback hurries... had a key QB hurry against Kentucky, forcing a throw that was picked off by Skai Moore... saw his first extended action against UCF and responded with a pair of tackles for loss among his four stops, including a 10-yard sack... made his first start against Vanderbilt and had his first career pass break up... had three stops against Texas A&M in his second start... started at Tennessee and was credited with three tackles including a tackle for loss... had a tackle for loss against both Florida and The Citadel.

CAREER STATISTICS

Yr	G/S	S	A	T	TFL	QBH	SK	FR	FF	Int	PB
2015*	12/3	9	5	14	5-17	4	1-10	0-0	0	0-0	1
2018	7/0	1	3	4	0-0	0	0-0	0-0	0	0-0	0
2019	11/3	7	6	13	3.5-21	0	1-12	0-0	1	0-0	1
Total	30/6	17	14	31	8.5-38	4	2-22	0-0	1	0-0	2

* at South Carolina

CAREER HIGHS

Tackles.....4 vs. UCF, 2015
Tackles for Loss2.0 vs. UCF, 2015
Sacks1 (two times); last vs. Eastern Kentucky, 2019
Forced Fumbles.....1 vs. Virginia, 2019
Pass Breakups.....1 (two times); last at Miami, 2019



RUSS YEAST

SAFETY

Jr. • 5-11 • 196

Greenwood, Ind.
(Center Grove)

3



JUNIOR (2019): Finished with a team-high seven tackles against Notre Dame ... tallied three tackles, one for loss, and a pass breakup versus Eastern Kentucky ... tallied eight tackles at Florida State... credited with a career high 11 stops versus Boston College ... had five tackles and two pass breakups at Wake Forest ... recorded five tackles and his first career interception against Clemson ... made six tackles against Virginia ... notched four tackles at Miami ... tallied four stops and forced a pair of fumbles in the win at NC State ... finished with six tackles against Syracuse ... missed the Kentucky game due to injury.

SOPHOMORE (2018): Played in 11 games at cornerback and as the primary kick returner ... totaled eight tackles ... recorded a single tackle in the season opener versus Alabama ... totaled two tackles in a road loss at Virginia ... closed the season with four tackles and 1.5 tackles for loss in the season finale versus Kentucky.

FRESHMAN (2017): Played in 12 games, making seven starts ... totaled 23 tackles and a pair of pass break-ups ... made collegiate debut versus Purdue ... recorded first start against Kent State ... credited with three stops and first tackle for loss versus Murray State ... registered a season-high five tackles versus NC State ... tied his season-high with five tackles against Wake Forest ... totaled three tackles in the TaxSlayer Bowl loss to Mississippi State.

CAREER STATISTICS

Yr	G/S	S	A	T	TFL	QBH	SK	FR	FF	Int	PB
2017	12/7	15	8	23	1-3	0	0-0	0-0	0	0-0	2
2018	11/0	4	4	8	1.5-1	0	0-0	0-0	0	0-0	0
2019	11/11	38	23	61	1-2	1	0-0	0-0	2	1-0	4
Total	34/18	57	35	92	3.5-6	1	0-0	0-0	2	1-0	6

Yr	Kick Return				Punt Return			
	Att	Yds	TD	LG	Att	Yds	TD	LG
2017	0	0	0	0	10	33	0	21
2018	3	59	0	23	0	0	0	0
Total	0	0	0	0	0	0	0	0

CAREER HIGHS

Tackles..... 11 vs. Boston College, 2019
Tackles for Loss1.5 vs. Kentucky, 2018
Quarterback Hurries.....1 vs. Boston College, 2019
Forced Fumbles..... 2 at NC State, 2019
Interceptions.....1 vs. Clemson, 2019
Pass Breakups..... 2 at Wake Forest, 2019
Punt Return Yards24 vs. Murray State, 2017
Long Punt Return21 vs. Murray State, 2017
Kick Return Yards.....45 vs. NC State, 2018
Long Kick Return.....23 vs. NC State, 2018



SINGLE-SEASON & CAREER RECORDS

SINGLE SEASON & CAREER RECORD UPDATES

TOTAL OFFENSE PLAYS

SEASON

669	Lamar Jackson (409 passes, 260 rushes)	2016
662	Lamar Jackson (430 passes, 232 rushes)	2017
572	Dave Ragone (441 passes, 131 rushes)	2002
532	Chris Redman (489 passes, 43 rushes)	1999
530	Brian Brohm (473 passes, 57 rushes)	2007
513	Chris Redman (473 passes, 40 rushes)	1998
493	Teddy Bridgewater (419 passes, 74 rushes)	2012
492	Chris Redman (445 passes, 47 rushes)	1997
490	Teddy Bridgewater (427 passes, 63 rushes)	2013
475	Dave Ragone (383 passes, 92 rushes)	2001

CAREER

1,846	Chris Redman	1996-99
1,741	Lamar Jackson	2015-17
1,506	Dave Ragone	1999-2002
1,368	Teddy Bridgewater	2011-13
1,357	Brian Brohm	2004-07
1,235	Jay Gruden	1985-88
982	Jeff Brohm	1989-93
966	Ed Rubbert	1983-86
904	Marty Lowe	1991-95
899	John Madeya	1970-72

TOTAL OFFENSE YARDS

SEASON

5,261	Lamar Jackson (3,660 pass, 1,601 rush)	2017
5,114	Lamar Jackson (3,543 pass, 1,571 rush)	2016
4,048	Teddy Bridgewater (3,970 pass, 78 rush)	2013
4,009	Chris Redman (4,042 pass, -33 rush)	1998
3,978	Brian Brohm (4,024 pass, -46 rush)	2007
3,744	Teddy Bridgewater (3,718 pass, 26 rush)	2012
3,550	Stefan LeFors (3,145 pass, 405 rush)	2003
3,537	Chris Redman (3,647 pass, -110 rush)	1999
3,128	Dave Ragone (2,880 pass, 248 rush)	2002
3,122	Dave Ragone (3,056 pass, 66 rush)	2001

CAREER

13,175	Lamar Jackson (9,043 pass, 4,132 rush)	2015-17
12,129	Chris Redman (12,541 pass, -412 rush)	1996-99
10,819	Brian Brohm (10,775 pass, 44 rush)	2004-07
9,987	Teddy Bridgewater (9,817 pass, 170 rush)	2011-13
9,161	Dave Ragone (8,564 pass, 597 rush)	1999-2002
6,609	Stefan LeFors (5,853 pass, 756 rush)	2001-04
6,564	Jay Gruden (7,024 pass, -460 rush)	1985-88
5,410	Jeff Brohm (5,451 pass, -41 rush)	1989-93
4,979	Ed Rubbert (5,496 pass, -517 rush)	1983-86
4,683	Marty Lowe (4,861 pass, -178 rush)	1991-95

RUSHING ATTEMPTS

SEASON

290	Walter Peacock (1,294 yards)	1973
267	Lee Bougness (1,064 yards)	1969
262	Walter Peacock (1,013 yards)	1975
260	Lamar Jackson (1,571 yards)	2016
259	Howard Stevens (1,294 yards)	1972
255	Calvin Arrington (1,016 yards)	1995
250	Howard Stevens (1,429 yards)	1971
241	Javian Hawkins (1,420 yards)	2019

241	Anthony Shelman (1,084 yards)	1994
237	Walter Peacock (827 yards)	1974

CAREER

811	Walter Peacock (3,204 yards)	1972-75
655	Lamar Jackson (4,132 yards)	2015-17
536	Nathan Poole (2,958 yards)	1975-78
525	Ralph Dawkins (2,159 yards)	1990-93
509	Howard Stevens (2,723 yards)	1971-72
499	Frank Moreau (2,599 yards)	1995-99
497	Deon Booker (2,363 yards)	1985-88
459	Anthony Shelman (2,114 yards)	1991-94
450	Victor Anderson (2,345 yards)	2008-11
438	Brandon Radcliff (2,365 yards)	2013-16

RUSHING YARDS

SEASON

1,601	Lamar Jackson (232 att.)	2017
1,571	Lamar Jackson (260 att.)	2016
1,429	Howard Stevens (250 att.)	1971
1,420	Javian Hawkins (241 att.)	2019
1,405	Bilal Powell (229 att.)	2010
1,394	Nathan Poole (212 att.)	1978
1,294	Walter Peacock (290 att.)	1973
1,294	Howard Stevens (259 att.)	1972
1,289	Frank Moreau (233 att.)	1999
1,207	Lenny Lyles (125 att.)	1957

CAREER

4,132	Lamar Jackson (655 att.)	2015-17
3,204	Walter Peacock (811 att.)	1972-75
2,958	Nathan Poole (536 att.)	1975-78
2,786	Lenny Lyles (396 att.)	1954-57
2,723	Howard Stevens (509 att.)	1971-72
2,599	Frank Moreau (499 att.)	1995-99
2,508	Michael Bush (435 att.)	2003-06
2,365	Brandon Radcliff (438 att.)	2013-16
2,363	Deon Booker (497 att.)	1985-88
2,345	Victor Anderson (450 att.)	2008-11

RUSHING YARDS PER CARRY

SEASON

(Minimum 100 attempts)

9.7	Lenny Lyles (1,207 yards on 125 attempts)	1957
7.7	Lenny Lyles (780 yards on 101 attempts)	1955
7.0	Tom Lucia (800 yards on 115 attempts)	1949
6.9	Lamar Jackson (1,601 yards on 232 attempts)	2017
6.6	Nathan Poole (1,394 yards on 212 attempts)	1978
6.5	Brandon Radcliff (903 yards on 138 attempts)	2016
6.4	Eric Shelton (938 yards on 146 attempts)	2004
6.1	Bilal Powell (1,405 yards on 229 attempts)	2010
6.0	Lamar Jackson (1,571 yards on 260 attempts)	2016
5.9	Lamar Jackson (960 yards on 163 attempts)	2015

(Minimum 200 attempts)

6.9	Lamar Jackson (1,601 yards on 232 attempts)	2017
6.6	Nathan Poole (1,394 yards on 212 attempts)	1978
6.1	Bilal Powell (1,405 yards on 229 attempts)	2010
6.0	Lamar Jackson (1,571 yards on 260 attempts)	2016
5.7	Howard Stevens (1,429 yards on 250 attempts)	1971
5.6	Michael Bush (1,143 yards on 205 attempts)	2005
5.5	Frank Moreau (1,289 yards on 233 attempts)	1999
5.2	Leroy Collins (1,134 yards on 218 attempts)	1998
5.0	Howard Stevens (1,294 yards on 259 attempts)	1972
4.8	Calvin Prince (1,054 yards on 218 attempts)	1977

CAREER

(Minimum 200 attempts)

7.04	Lenny Lyles (2,786 yards on 396 attempts)	1954-57
6.99	Tom Lucia (2,299 yards on 329 attempts)	1947-50
6.3	Lamar Jackson (4,132 yards on 655 attempts)	2015-17
6.0	George Stripling (1,338 yards on 222 attempts)	2005-07
5.90	Kolby Smith (1,863 yards on 316 attempts)	2003-06
5.88	Javian Hawkins (1,428 yards on 243 attempts)	2018-
5.8	Michael Bush (2,508 yards on 435 attempts)	2003-06
5.7	George Cain (1,638 yards on 285 attempts)	1954-57
5.54	Eric Shelton (1,728 yards on 312 attempts)	2003-04
5.52	Nathan Poole (2,958 yards on 536 attempts)	1975-78

(Minimum 400 attempts)

6.3	Lamar Jackson (4,132 yards on 655 attempts)	2015-17
5.8	Michael Bush (2,508 yards on 435 attempts)	2003-06
5.5	Nathan Poole (2,958 yards on 536 attempts)	1975-78
5.40	Brandon Radcliff (2,365 yards on 438 attempts)	2013-16
5.36	Bilal Powell (2,338 yards on 436 attempts)	2007-10
5.3	Howard Stevens (2,723 yards on 509 attempts)	1971-72
5.211	Victor Anderson (2,345 yards on 450 attempts)	2008-11
5.208	Frank Moreau (2,599 yards on 499 attempts)	1995-99
4.83	Calvin Prince (2,078 yards on 431 attempts)	1976-77
4.75	Deon Booker (2,363 yards on 497 attempts)	1985-88

RUSHING TOUCHDOWNS

SEASON

23	Michael Bush	2005
21	Lamar Jackson	2016
20	Eric Shelton	2004
19	Leroy Collins	1998
19	Lenny Lyles	1957
18	Lamar Jackson	2017
17	Frank Moreau	1999
15	Anthony Shelman	1994
15	Nathan Poole	1978
14	Fred Koster	1926

CAREER

50	Lamar Jackson	2015-17
41	Lenny Lyles	1954-57
39	Michael Bush	2003-06
30	Eric Shelton	2003-04
27	Frank Moreau	1995-99
27	Anthony Shelman	1991-94

SINGLE SEASON & CAREER RECORD UPDATES

26	Brandon Radcliff	2013-16
25	Howard Stevens	1971-72
23	Nathan Poole	1975-78
23	Calvin Prince	1976-77

LONGEST RUSHES (80+ YARDS)

93	Ken Porco vs. Eastern Kentucky	Sept. 27, 1958
91	Howard Stevens vs. Southern Illinois	Nov. 13, 1971
89	George Stripling vs. Syracuse	Nov. 26, 2005
89	Addison Kincaid vs. Transylvania	Oct. 9, 1931
88	Victor Anderson vs. Middle Tennessee	Oct. 18, 2008
88 ^{*A}	Lionel Gates vs. Miami, Ohio	Dec. 18, 2003
88	Tom Lucia vs. Saint Joseph's, Ind.	Sept. 17, 1949
85	Bilal Powell vs. Cincinnati	Oct. 15, 2010
85	Bill Layne vs. Evansville	Oct. 16, 1954
85	Tom Lucia at DePauw	Oct. 4, 1947
84	Anthony Shelman vs. Pittsburgh	Oct. 1, 1994
82	Don McKay vs. Hanover	Nov. 18, 1939
81	Michael Bush at Cincinnati	Nov. 28, 2003
81	Walter Peacock vs. Mississippi State	Oct. 20, 1973
80	Jeremy Smith vs. Duke	Oct. 14, 2016
80	Bilal Powell vs. Kentucky	Sept. 4, 2010
80	Eric Shelton vs. Cincinnati	Nov. 27, 2004
80	Tom Lucia at Bradley	Oct. 29, 1949

^{*}Did not score TD; ^AGMAC Bowl, Mobile, Ala.

RUSHING YARDS BY A QUARTERBACK

SEASON

Yards	(Att-TD)	Player	Year
1,601	(232-18)	Lamar Jackson	2017
1,571	(260-21)	Lamar Jackson	2016
960	(163-11)	Lamar Jackson	2015
497	(79-5)	Micale Cunningham	2018
405	(71-3)	Stefan LeFors	2003
401	(106-6)	Micale Cunningham	2019
367	(109-4)	Jim Wagoner	1974
333	(71-3)	Stefan LeFors	2004
273	(117-3)	Benny Russell	1966
262	(62-3)	Gary Inman	1969

CAREER

Yards	(Att-TD)	Player	Years
4,132	(655-50)	Lamar Jackson	2015-17
898	(185-11)	Micale Cunningham	2018-Present
756	(146-6)	Stefan LeFors	2001-04
597	(326-9)	Dave Ragone	1999-2002
578	(155-0)	John Giles	1960-62
501	(191-10)	Wally Oyler	1966-68
482	(168-5)	Jim Wagoner	1973-75
406	(213-11)	Benny Russell	1964-66
279	(87-3)	Gary Inman	1969-70
259	(109-5)	Jawon Pass	2017-Present

RUSHING TOUCHDOWNS BY A QUARTERBACK

SEASON

TDs	(Att-Yards)	Player	Year
21	(260-1,571)	Lamar Jackson	2016
18	(232-1,601)	Lamar Jackson	2017
11	(163-960)	Lamar Jackson	2015
8	(79-141)	Benny Russell	1965

6	(106-401)	Micale Cunningham	2019
6	(101-252)	Dave Ragone	2000
5	(79-497)	Micale Cunningham	2018
5	(72-164)	Reggie Bonnafon	2014
5	(79-minus 200)	John Madeya	1970
5	(85-249)	Wally Oyler	1968
5	(105-256)	Wally Oyler	1967

CAREER

TDs	(Att-Yards)	Player	Years
50	(655-4,132)	Lamar Jackson	2015-17
11	(185-898)	Micale Cunningham	2018-Present
11	(213-406)	Benny Russell	1964-66
10	(191-501)	Wally Oyler	1966-68
9	(326-597)	Dave Ragone	1999-2002
9	(172-44)	Brian Brohm	2004-07
8	(157-minus 554)	John Madeya	1970-72
6	(226-170)	Teddy Bridgewater	2011-13
6	(146-756)	Stefan LeFors	2001-04
6	(267-minus 41)	Jeff Brohm	1989-93
6	(179-minus 169)	Tom LaFramboise	1962-64

200-YARD RUSHING GAMES

3	Howard Stevens	
	260 Southern Illinois	Nov. 13, 1971
	258 at Cincinnati	Oct. 28, 1972
	204 Tulsa	Nov. 4, 1972
2	Bilal Powell	
	209 Cincinnati	Oct. 15, 2010
	204 Memphis	Oct. 9, 2010

150-YARD RUSHING GAMES

SEASON

6	Howard Stevens	1971
5	Lamar Jackson	2017
5	Lamar Jackson	2016
4	Bilal Powell	2010
4	Howard Stevens	1972
4	Lenny Lyles	1957
3	Lamar Jackson	2015
3	Frank Moreau	1999
3	Walter Peacock	1973
2	Javian Hawkins	2019

CAREER

13	Lamar Jackson	2015-17
10	Howard Stevens	1971-72
6	Walter Peacock	1972-75
6	Lenny Lyles	1954-57
4	Bilal Powell	2007-10
4	Frank Moreau	1995-99
3	Nathan Poole	1975-78
3	Calvin Prince	1976-77
2	Javian Hawkins	2018-

100-YARD RUSHING GAMES

SEASON

10	Lamar Jackson	2017
8	Lamar Jackson	2016
7	Javian Hawkins	2019
7	Bilal Powell	2010

7	Frank Moreau	1999
7	Walter Peacock	1973
6	Michael Bush	2005
6	Anthony Shelman	1994
6	Deon Booker	1988
6	Howard Stevens	1972
6	Howard Stevens	1971
6	Lee Bougness	1969
6	Lenny Lyles	1957

CAREER

23	Lamar Jackson	2015-17
	Walter Peacock	1972-75
12	Howard Stevens	1971-72
11	Frank Moreau	1995-99
11	Lenny Lyles	1954-57
10	Michael Bush	2003-06
9	Brandon Radcliff	2013-16
9	Anthony Shelman	1991-94
9	Deon Booker	1985-88
8	Bilal Powell	2007-10
8	Nathan Poole	1975-78

CAREER 1,000-YARD RUSHERS

1.	Lamar Jackson (2015-17)	4,132
2.	Walter Peacock (1972-75)	3,204
3.	Nathan Poole (1975-78)	2,958
4.	Lenny Lyles (1954-57)	2,786
5.	Howard Stevens (1971-72)	2,723
6.	Frank Moreau (1995-99)	2,599
7.	Michael Bush (2003-06)	2,508
8.	Brandon Radcliff (2013-16)	2,365
9.	Deon Booker (1985-88)	2,363
10.	Victor Anderson (2008-11)	2,345
11.	Bilal Powell (2007-10)	2,338
12.	Tom Lucia (1947-50)	2,299
13.	Ralph Dawkins (1990-93)	2,159
14.	Anthony Shelman (1991-94)	2,114
15.	Calvin Prince (1976-77)	2,082
16.	Kolby Smith (2003-06)	1,863
17.	Jim Williams (1950-52)	1,820
18.	Dominique Brown (2010-14)	1,795
19.	Don Craft (1978-81)	1,764
20.	Eric Shelton (2003-04)	1,728
21.	George Cain (1954-57)	1,638
22.	Bill Gatti (1968-70)	1,636
23.	Ernie Green (1958-61)	1,586
24.	Lee Calland (1959-62)	1,575
25.	Ken Porco (1956-59)	1,572
26.	Greg Hickman (1978-82)	1,549
27.	Lionel Gates (2001-04)	1,486
28.	Jeremy Wright (2010-12)	1,485
29.	Ron Davenport (1981-84)	1,477
30.	Javian Hawkins (2018-Present)	1,428
31.	Senorise Perry (2011-13)	1,409
32.	George Stripling (2005-07)	1,338
33.	Tony Stallings (1999-2001)	1,329
34.	Brock Bolen (2006-08)	1,257
35.	Calvin Arrington (1992-95)	1,175

SINGLE SEASON & CAREER RECORD UPDATES

36.	Wayne Patrick (1965-67)	1,160
37.	T.J. Patterson (2000-03)	1,156
38.	Leroy Collins (1998)	1,134
39.	Anthony Allen (2006-07)	1,102
40.	Willie Shelby (1982-85)	1,092
41.	Lee Bougness (1967-69)	1,064

PASSING

SEASON

489	Chris Redman (317 comp., 3,647 yards)	1999
473	Brian Brohm (308 comp., 4,024 yards)	2007
473	Chris Redman (309 comp., 4,042 yards)	1998
445	Chris Redman (261 comp., 3,079 yards)	1997
441	Dave Ragone (237 comp., 2,880 yards)	2002
430	Lamar Jackson (254 comp., 3,660 yards)	2017
427	Teddy Bridgewater (303 comp., 3,970 yards)	2013
419	Teddy Bridgewater (287 comp., 3,718 yards)	2012
409	Lamar Jackson (230 comp. 3,543 yards)	2016
397	Jay Gruden (209 comp., 2,481 yards)	1987

CAREER

1,679	Chris Redman (1,031 comp., 12,541 yards)	1996-99
1,185	Brian Brohm (780 comp., 10,775 yards)	2004-07
1,180	Dave Ragone (685 comp., 8,564 yards)	1999-2002
1,142	Teddy Bridgewater (781 comp., 9,817 yards)	2011-13
1,086	Lamar Jackson (619 comp., 9,043 yards)	2015-17
1,049	Jay Gruden (572 comp., 7,024 yards)	1985-88
873	Ed Rubbert (430 comp., 5,496 yards)	1983-86
767	Marty Lowe (416 comp., 4,861 yards)	1991-95
742	John Madeya (364 comp., 4,446 yards)	1970-72
715	Jeff Brohm (402 comp., 5,451 yards)	1989-93

COMPLETIONS

SEASON

317	Chris Redman (489 att., 3,647 yards)	1999
309	Chris Redman (473 att., 4,042 yards)	1998
308	Brian Brohm (473 att., 4,024 yards)	2007
303	Teddy Bridgewater (427 att., 3,970 yards)	2013
287	Teddy Bridgewater (419 att., 3,718 yards)	2012
261	Chris Redman (445 att., 3,079 yards)	1997
254	Lamar Jackson (430 att., 3,660 yards)	2017
237	Dave Ragone (441 att., 2,880 yards)	2002
231	Dave Ragone (383 att., 3,056 yards)	2001
230	Lamar Jackson (409 att., 3,543 yards)	2016

CAREER

1,031	Chris Redman (1,679 att., 12,541 yards)	1996-99
781	Teddy Bridgewater (1,142 att., 9,817 yards)	2011-13
780	Brian Brohm (1,185 att., 10,775 yards)	2004-07
685	Dave Ragone (1,180 att., 8,564 yards)	1999-2002
619	Lamar Jackson (1,086 att., 9,043 yards)	2015-17
572	Jay Gruden (1,049 att., 7,024 yards)	1985-88
430	Ed Rubbert (873 att., 5,496 yards)	1983-86
416	Stefan LeFors (630 att., 5,853 yards)	2001-04
416	Marty Lowe (767 att., 4,861 yards)	1991-95
402	Jeff Brohm (715 att., 5,451 yards)	1989-93

PASSING YARDS

SEASON

4,042	Chris Redman (309 of 473)	1998
4,024	Brian Brohm (308 of 473)	2007

3,970	Teddy Bridgewater (303 of 427)	2013
3,718	Teddy Bridgewater (287 of 419)	2012
3,660	Lamar Jackson (254 of 430)	2017
3,647	Chris Redman (317 of 489)	1999
3,543	Lamar Jackson (230 of 409)	2016
3,145	Stefan LeFors (219 of 357)	2003
3,079	Chris Redman (261 of 445)	1997
3,056	Dave Ragone (231 of 383)	2001

CAREER

12,541	Chris Redman (1,031 of 1,679)	1996-99
10,775	Brian Brohm (780 of 1,185)	2004-07
9,817	Teddy Bridgewater (781 of 1,142)	2011-13
9,043	Lamar Jackson (619 of 1,086)	2015-17
8,564	Dave Ragone (685 of 1,180)	1999-2002
7,024	Jay Gruden (572 of 1,049)	1985-88
5,853	Stefan LeFors (416 of 630)	2001-04
5,496	Ed Rubbert (430 of 873)	1983-86
5,451	Jeff Brohm (402 of 715)	1989-93
4,861	Marty Lowe (416 of 767)	1991-95

TOUCHDOWN PASSES

SEASON

31	Teddy Bridgewater	2013
30	Lamar Jackson	2016
30	Brian Brohm	2007
29	Chris Redman	1999
29	Chris Redman	1998
27	Lamar Jackson	2017
27	Teddy Bridgewater	2012
27	Dave Ragone	2000
24	Dave Ragone	2002
23	Dave Ragone	2001

CAREER

84	Chris Redman	1996-99
74	Dave Ragone	1999-2002
72	Teddy Bridgewater	2011-13
71	Brian Brohm	2004-07
69	Lamar Jackson	2015-17
44	Jay Gruden	1985-88
38	Stefan LeFors	2001-04
38	Jeff Brohm	1989-93
34	John Madeya	1970-72
32	Browning Nagle	1988-90

INTERCEPTIONS THROWN

SEASON

28	Ed Rubbert (362 att.)	1984
21	Jay Gruden (397 att.)	1987
19	Wally Oyler (240 att.)	1968
18	Jay Gruden (382 att.)	1988
18	Tom LaFramboise (242 att.)	1964
17	Marty Lowe (319 att.)	1994
17	John Madeya (301 att.)	1972
17	Gary Inman (182 att.)	1969
17	Benny Russell (246 att.)	1965
17	John Giles (172 att.)	1961

CAREER

54	Jay Gruden (1,049 att.)	1985-88
51	Chris Redman (1,679 att.)	1996-99
50	Ed Rubbert (873 att.)	1983-86
44	John Madeya (742 att.)	1970-72
44	John Giles (462 att.)	1959-62
34	Dean May (702 att.)	1980-83
34	Johnny Unitas (498 att.)	1951-54
32	Wally Oyler (432 att.)	1966-68
32	Tom LaFramboise (472 att.)	1962-64
31	Benny Russell (583 att.)	1964-66

RECEPTIONS

SEASON

101	Arnold Jackson (1,209 yards)	1999
90	Arnold Jackson (1,165 yards)	1998
75	J.R. Russell (1,213 yards)	2003
73	J.R. Russell (968 yards)	2004
72	Deion Branch (1,188 yards)	2001
71	Harry Douglas (1,159 yards)	2007
71	Deion Branch (1,016 yards)	2000
70	Harry Douglas (1,265 yards)	2006
70	Jamie Asher (794 yards)	1994
67	Joshua Tinch (855 yards)	2005
67	Miguel Montano (875 yards)	1997

CAREER

300	Arnold Jackson (3,670 yards)	1997-2000
217	Ibn Green (2,830 yards)	1996-99
186	J.R. Russell (2,619 yards)	2001-04
176	Eli Rogers (2,020 yards)	2011-14
175	Miguel Montano (2,305 yards)	1994-97
173	Harry Douglas (2,924 yards)	2004-07
162	Joshua Tinch (2,195 yards)	2002-05
156	DeVante Parker (2,775 yards)	2011-14
153	Jamie Asher (1,741 yards)	1991-94
152	Jaylen Smith (2,505 yards)	2015-18

RECEIVING YARDS

SEASON

1,265	Harry Douglas (70 catches)	2006
1,213	J.R. Russell (75 catches)	2003
1,209	Arnold Jackson (101 catches)	1999
1,188	Deion Branch (72 catches)	2001
1,165	Arnold Jackson (90 catches)	1998
1,159	Harry Douglas (71 catches)	2007
1,129	Tutu Atwell (61 catches)	2019 (Through Nov. 30)
1,112	Mark Clayton (53 catches)	1982
1,016	Deion Branch (71 catches)	2000
980	Jaylen Smith (60 catches)	2017

CAREER

3,670	Arnold Jackson (300 catches)	1997-2000
2,924	Harry Douglas (173 catches)	2004-07
2,830	Ibn Green (217 catches)	1996-99
2,775	DeVante Parker (156 catches)	2011-14
2,619	J.R. Russell (186 catches)	2001-04
2,505	Jaylen Smith (152 catches)	2015-18

SINGLE SEASON & CAREER RECORD UPDATES

2,305	Miguel Montano (175 catches)	1994-97
2,271	Mario Urrutia (130 catches)	2005-07
2,204	Deion Branch (143 catches)	2000-01
2,195	Joshua Tinch (162 catches)	2002-05

YARDS PER CATCH

SEASON

(Minimum 15 Catches)

24.6	Mike Dennis (21 for 516)	1966
24.4	Gene Sartini (17 for 414)	1950
23.5	Larry Hart (26 for 612)	1970
22.2	Jaylen Smith (27 for 599)	2016
22.1	Mark Clayton (27 for 596)	1981
21.5	Mario Urrutia (37 for 797)	2005
20.98	Mark Clayton (53 for 1,112)	1982
20.96	Mike Dennis (28 for 587)	1965
20.9	Ernest Givins (33 for 689)	1984
20.5	Eric Vaughn (34 for 697)	1986

(Minimum 50 Catches)

21.0	Mark Clayton (53 for 1,112)	1982
18.1	Harry Douglas (70 for 1,265)	2006
16.8	Mario Urrutia (58 for 973)	2006
16.5	Deion Branch (72 for 1,188)	2001
16.33	Jaylen Smith (60 for 980)	2017
16.32	Harry Douglas (71 for 1,159)	2007
16.2	J.R. Russell (75 for 1,213)	2003
16.09	DeVante Parker (55 for 885)	2013
16.07	Ibn Green (55 for 884)	1998
14.5	Damien Dorsey (52 for 753)	2002

CAREER

(Minimum 50 Catches)

21.2	Mike Dennis (55 for 1,167)	1964-66
20.9	Mark Clayton (96 for 2,004)	1979-82
19.4	Larry Hart (51 for 987)	1968-70
18.9	Ernest Givins (67 for 1,266)	1984-85
18.4	Eric Broomfield (50 for 920)	1987-90
18.1	Tutu Atwell (85 for 1,535)	2018-Present
17.79	DeVante Parker (156 for 2,775)	2011-14
17.77	Kevin Cook (56 for 995)	1991-93
17.5	Mario Urrutia (130 for 2,271)	2005-07
17.2	Jamari Staples (73 for 1,253)	2015-16

(Minimum 100 Catches)

17.8	DeVante Parker (156 for 2,775)	2011-14
17.5	Mario Urrutia (130 for 2,271)	2005-07
16.9	Harry Douglas (173 for 2,924)	2004-07
16.5	Jaylen Smith (152 for 2,505)	2015-18
16.1	James Quick (126 for 2,032)	2013-16
15.8	Dez Fitzpatrick (109 for 1,719)	2017-Present
15.6	Anthony Cummings (100 for 1,562)	1987-90
15.4	Deion Branch (143 for 2,204)	2000-01
14.09	Zek Parker (128 for 1,804)	1998-2001
14.08	J.R. Russell (186 for 2,619)	2001-04

TOUCHDOWN RECEPTIONS

SEASON

12	Tutu Atwell	2019
12	DeVante Parker	2013

12	Ibn Green	1998
10	DeVante Parker	2012
10	Arnold Jackson	1998
10	Anthony Cummings	1990
9	Dez Fitzpatrick	2017
9	Deion Branch	2001
9	Deion Branch	2000
9	Lavell Boyd	1999
9	Arnold Jackson	1999
9	Kevin Cook	1993

CAREER

33	DeVante Parker	2011-14
33	Ibn Green	1996-99
31	Arnold Jackson	1997-2000
25	Anthony Cummings	1987-90
19	J.R. Russell	2001-04
18	Deion Branch	2000-01
17	Dez Fitzpatrick	2017-Present
17	Gary Barnidge	2004-07
16	Mario Urrutia	2005-07
15	Jaylen Smith	2015-18
15	Harry Douglas	2004-07
15	Ronnie Ghent	2000-02

CAREER 100-YARD RECEIVING GAMES

16	Arnold Jackson	1997-2000
12	Deion Branch	2000-01
11	J.R. Russell	2001-04
10	DeVante Parker	2011-14
10	Harry Douglas	2004-07
9	Ibn Green	1996-99
9	Miguel Montano	1994-97
9	Mark Clayton	1979-82
8	Mario Urrutia	2005-07
7	Tutu Atwell	2018-
7	Jaylen Smith	2015-18

CAREER 150-YARD RECEIVING GAMES

4	Harry Douglas	2004-07
4	Deion Branch	2000-01
4	Arnold Jackson	1997-2000
4	Ibn Green	1996-99
4	Mark Clayton	1979-82
3	DeVante Parker	2011-14
2	Zek Parker	1998-2001

CAREER 200-YARD RECEIVING GAMES

2	Harry Douglas	2004-07
1	DeVante Parker	2011-14
1	Ibn Green	1996-99

CAREER 1000-YARD RECEIVERS

1.	Arnold Jackson (1997-2000)	3,670
2.	Harry Douglas (2004-07)	2,924
3.	Ibn Green (1996-99)	2,830
4.	DeVante Parker (2011-14)	2,775
5.	J.R. Russell (2001-04)	2,619
6.	Jaylen Smith (2015-18)	2,505
7.	Miguel Montano (1994-97)	2,305

8.	Mario Urrutia (2005-07)	2,271
9.	Deion Branch (2000-01)	2,204
10.	Joshua Tinch (2002-05)	2,195
11.	James Quick (2013-16)	2,032
12.	Eli Rogers (2011-14)	2,020
13.	Mark Clayton (1979-82)	2,004
14.	Zek Parker (1998-2001)	1,804
15.	Lavell Boyd (1997-99)	1,775
16.	Jamie Asher (1991-94)	1,741
17.	Dez Fitzpatrick (2017-Present)	1,719
18.	Ralph Dawkins (1990-93)	1,667
19.	Doug Beaumont (2007-10)	1,655
20.	Jim Zamberlan (1965-67)	1,646
21.	Anthony Cummings (1987-90)	1,562
22.	Tutu Atwell (2018-Present)	1,535
23.	Damian Copeland (2010-13)	1,521
24.	Seth Dawkins (2016-Present)	1,510
25.	Gary Barnidge (2004-07)	1,491
26.	Ronnie Ghent (2000-03)	1,349
27.	Scott Long (2007-09)	1,286
28.	Ernest Givins (1984-85)	1,266
29.	Jamari Staples (2015-16)	1,253
	Josh Chichester (2008-11)	1,253
31.	Gary Barnes (1970-72)	1,243
32.	Charles Sheffield (1996-99)	1,238
33.	Kenny Robinson (1977-80)	1,204
34.	Damien Dorsey (2000-02)	1,173
35.	Mike Dennis (1964-66)	1,167
36.	Montrell Jones (2004-05)	1,138
37.	Tony Burdock (1970-72)	1,124
38.	Andrell Smith (2010-12)	1,120
39.	Lonny Gilbert (1966-68)	1,118
40.	Cookie Brinkman (1968-70)	1,069
41.	Don Hockensmith (1959-62)	1,067
42.	David Hatfield (1981-84)	1,059
43.	Danny Thomas (1983-86)	1,057
44.	Kevin Miller (1974-77)	1,050
45.	Al MacFarlane (1963-65)	1,045
46.	Cole Hikutini (2015-16)	1,016
47.	Fred Jones (1988-91)	1,005

SCORING

SEASON

144	Michael Bush (24 TDs)	2005
132	Lenny Lyles (21 TDs, 6 PATs)	1957
126	Lamar Jackson (21 TDs)	2016
124	Fred Koster (18 TDs, 2 FGs, 10 PATs)	1926
123	Art Carmody (21 FGs, 60 PATs)	2006
120	Eric Shelton (20 TDs)	2004
116	Leroy Collins (19 TDs, 1 2-Pt.)	1998

SINGLE SEASON & CAREER RECORD UPDATES

113	Art Carmody (12 FGs, 77 PATs)	2004
112	John Wallace (20 FGs, 52 PATs)	2013
109	Blanton Creque (17 FGs, 58 PATs)	2017
CAREER		
433	Art Carmody (60 FGs, 253 PATs)	2004-07
384	John Wallace (66 FGs, 186 PATs)	2012-15
310	Blanton Creque (51 FGs, 157 PATs)	2016-19
300	Lamar Jackson (50 TDs)	2015-17
300	Lenny Lyles (49 TDs, 6 PATs)	1954-57
275	Nate Smith (44 FGs, 143 PATs)	2000-03
246	Michael Bush (41 TDs)	2003-06
216	David Akers (35 FGs, 111 PATs)	1993-96
198	DeVante Parker (33 TDs)	2011-14
198	Ibn Green (33 TDs)	1996-99
198	Tom Lucia (33 TDs)	1947-50
POINTS RESPONSIBLE FOR (POINTS SCORED AND PASSED FOR)		
SEASON		
308	Lamar Jackson (scored 21 TDs; passed for 30 TDs, 1 conv.)	2016
272	Lamar Jackson (scored 18 TDs; passed for 27 TDs, 1 conversion)	2017
200	Dave Ragone (scored 6 TDs; passed for 27 TDs, 1 conversion)	2000
198	Brian Brohm (scored 3 TDs; passed for 30 TDs)	2007
192	Teddy Bridgewater (scored 1 TD; passed for 31 TDs)	2013
192	Chris Redman (scored 2 TDs; passed for 29 TDs, 3 conversions)	1998
182	Chris Redman (scored 1 TD; passed for 29 TDs, 1 conversion)	1999
168	Teddy Bridgewater (scored 1 TD; passed for 27 TDs)	2012
162	Dave Ragone (scored 3 TDs, 1 conv.; passed for 23 TDs, 2 conv.)	2001
156	Micale Cunningham (scored 6 TDs; passed for 20 TDs)	2019
CAREER		
718	Lamar Jackson (scored 50 TDs; passed for 69 TDs, 2 conv.)	2015-17
536	Chris Redman (scored 3 TDs; passed for 84 TDs, 7 conv.)	1996-99
510	Dave Ragone (scored 9 TDs, 1 conv.; passed for 74 TDs, 5 conv.)	1999-2002
480	Brian Brohm (scored 9 TDs; passed for 71 TDs)	2004-07
468	Teddy Bridgewater (scored 6 TDs; passed for 72 TDs)	2011-13
433	Art Carmody (scored 60 FGs, 253 PATs)	2004-07
384	John Wallace (scored 66 FGs, 186 PATs)	2012-15
318	Lenny Lyles (scored 49 TDs, 6 PATs; passed for 3 TDs)	1954-57
310	Blanton Creque (scored 51 FGs, 157 PATs)	2016-19 304
	Jay Gruden (scored 4 TDs, 1 conv.; passed for 44 TDs, 7 conv.)	1985-88
TOUCHDOWNS SCORED		
SEASON		
24	Michael Bush (23 rushing, 1 receiving)	2005
21	Lamar Jackson (21 rushing)	2016
21	Lenny Lyles (19 rushing, 1 receiving, 1 punt return)	1957
20	Eric Shelton (20 rushing)	2004
19	Leroy Collins (19 rushing)	1998
18	Lamar Jackson (18 rushing)	2017
18	Fred Koster (14 rushing, 4 receiving)	1926
17	Frank Moreau (17 rushing)	1999
17	Howard Stevens (13 rushing, 3 receiving, 1 PR)	1972
16	Nathan Poole (15 rushing, 1 receiving)	1978
CAREER		
50	Lamar Jackson (50 rushing)	2015-17
49	Lenny Lyles (41 rushing, 7 receiving, 1 PR)	1954-57

41	Michael Bush (39 rushing, 2 receiving)	2003-06
33	DeVante Parker (33 receiving)	2011-14
33	Ibn Green (33 receiving)	1996-99
33	Tom Lucia (21 rushing, 6 receiving, 1 INT, 4 PR, 1 KOR)	1947-50
32	Arnold Jackson (31 receiving, 1 punt return)	1997-2000
30	Eric Shelton (30 rushing)	2003-04
30	Howard Stevens (25 rushing, 4 receiving, 1 PR)	1971-72
29	Ralph Dawkins (17 rushing, 12 receiving)	1990-93

TOUCHDOWNS RESPONSIBLE

SEASON

51	Lamar Jackson (30 passing, 21 rushing)	2016
45	Lamar Jackson (27 passing, 18 rushing)	2017
33	Brian Brohm (30 passing, 3 rushing)	2007
33	Dave Ragone (27 passing, 6 rushing)	2000
32	Teddy Bridgewater (31 passing, 1 rushing)	2013
31	Chris Redman (29 passing, 2 rushing)	1998
30	Chris Redman (29 passing, 1 rushing)	1999
28	Teddy Bridgewater (27 passing, 1 rushing)	2012
26	Micale Cunningham (20 passing, 6 rushing)	2019
26	Dave Ragone (23 passing, 3 rushing)	2001

CAREER

119	Lamar Jackson (69 passing, 50 rushing)	2015-17
87	Chris Redman (84 passing, 3 rushing)	1996-99
83	Dave Ragone (74 passing, 9 rushing)	1999-2002
80	Brian Brohm (71 passing, 9 rushing)	2004-07
78	Teddy Bridgewater (72 passing, 6 rushing)	2011-13
52	Lenny Lyles (3 passing, 41 rushing, 7 rec, PR)	1954-57
48	Jay Gruden (44 passing, 4 rushing)	1985-88
45	Stefan LeFors (38 passing, 6 rush, 1 receiving)	2001-04
44	Michael Bush (3 passing, 39 rushing, 2 rec)	2003-06
44	Jeff Brohm (38 passing, 6 rushing)	1989-93

PUNTS

SEASON

89	Mark Blasinsky (3,579 yards, 40.2 avg.)	1981
83	Wilbur Summers (3,517 yards, 42.4 avg.)	1973
81	Wilbur Summers (3,302 yards, 40.8 avg.)	1974
79	Scott Marcus (3,175 yards, 40.2 avg.)	1971
76	Mark Blasinsky (2,949 yards, 38.8 avg.)	1980
72	Rich Pennella (2,878 yards, 40.0 avg.)	1977
72	Wilbur Summers (3,101 yards, 43.1 avg.)	1975
69	Mason King (2,798 yards, 40.6 avg.)	2018
69	Joshua Appleby (2,791 yards, 40.4 avg.)	2015
69	Jeremy Borseth (2,800 yards, 40.6 avg.)	1996
69	Phil Ellis (2,461 yards, 35.7 avg.)	1982

CAREER

247	Jeremy Borseth (9,853 yards, 39.9 avg.)	1995-98
236	Wilbur Summers (9,920 yards, 42.0 avg.)	1972-75
221	Mason King (9,393 yards, 42.5 avg.)	2016-Present
207	Brandon Brookfield (8,485 yards, 41.0 avg.)	1990-94
196	Scott Marcus (7,495 yards, 38.2 avg.)	1970-72
192	Cory Goettsche (7,603 yards, 39.6 avg.)	2006-09
188	Klaus Wilmsmeyer (7,439 yards, 39.6 avg.)	

1988-91		
184	Kirk Kennedy (6,954 yards, 37.8 avg.)	1984-87
184	Mark Blasinsky (7,218 yards, 39.2 avg.)	1978-81
154	Ryan Johnson (6,193 yards, 40.2 avg.)	2012-14

PUNTING YARDS

SEASON

3,579	Mark Blasinsky (89 punts, 40.2 avg.)	1981
3,517	Wilbur Summers (83 punts, 42.4 avg.)	1973
3,302	Wilbur Summers (81 punts, 40.8 avg.)	1974
3,175	Scott Marcus (79 punts, 40.2 avg.)	1971
3,101	Wilbur Summers (72 punts, 43.1 avg.)	1975
2,949	Mark Blasinsky (76 punts, 38.8 avg.)	1980
2,878	Rich Pennella (72 punts, 40.0 avg.)	1977
2,800	Jeremy Borseth (69 punts, 40.6 avg.)	1996
2,798	Mason King (69 punts, 40.6 avg.)	2018
2,791	Joshua Appleby (69 punts, 40.4 avg.)	2015

CAREER

9,920	Wilbur Summers (236 punts, 42.0 avg.)	1972-75
9,853	Jeremy Borseth (247 punts, 39.9 avg.)	1995-98
9,393	Mason King (221 punts, 42.5 avg.)	2016-Present
8,485	Brandon Brookfield (207 punts, 41.0 avg.)	1990-94
7,603	Cory Goettsche (192 punts, 39.6 avg.)	2006-09
7,495	Scott Marcus (196 punts, 38.2 avg.)	1970-72
7,439	Klaus Wilmsmeyer (188 punts, 39.6 avg.)	1988-91
7,218	Mark Blasinsky (184 punts, 39.2 avg.)	1978-81
6,954	Kirk Kennedy (184 punts, 37.8 avg.)	1984-87
6,193	Ryan Johnson (154 punts, 40.2 avg.)	2012-14

PUNTING AVERAGE

SEASON

(Minimum 25 Punts)

43.88	Mason King (43 for 1,887 yards)	2017
43.87	Mason King (55 for 2,413 yards)	2016
43.1	Wilbur Summers (72 for 3,101 yards)	1975
43.0	Klaus Wilmsmeyer (48 for 2,062 yards)	1990
42.5	Mason King (54 for 2,295 yards)	2019
42.4	Wilbur Summers (83 for 3,517 yards)	1973
41.7	Brandon Brookfield (60 for 2,501 yards)	1992
41.5	Brandon Brookfield (64 for 2,655 yards)	1994
41.4	Al MacFarlane (44 for 1,820 yards)	1965
41.2	Ryan Johnson (39 for 1,605 yards)	2013

(Minimum 50 Punts)

43.9	Mason King (55 for 2,413 yards)	2016
43.1	Wilbur Summers (72 for 3,101 yards)	1975
42.4	Wilbur Summers (83 for 3,517 yards)	1973
41.7	Brandon Brookfield (60 for 2,501 yards)	1992
41.5	Brandon Brookfield (64 for 2,655 yards)	1994
40.8	Wilbur Summers (81 for 3,302 yards)	1974
40.62	Wade Tydlacka (63 for 2,559 yards)	2001
40.58	Jeremy Borseth (69 for 2,800 yards)	1996
40.55	Mason King (69 for 2,798 yards)	2018
40.5	Cory Goettsche (58 for 2,349 yards)	2009

CAREER

(Minimum 100 Punts)

42.5	Mason King (221 for 9,393 yards)	2016-Present
42.0	Wilbur Summers (236 for 9,920 yards)	1972-75

SINGLE SEASON & CAREER RECORD UPDATES

41.0	Brandon Brookfield (207 for 8,493 yards)	1990-94
40.2	Ryan Johnson (154 for 6,193 yards)	2012-14
39.9	Jeremy Borseth (247 for 9,853 yards)	1995-98
39.60	Cory Goettsche (192 for 7,603 yards)	2006-09
39.57	Klaus Wilmsmeyer (188 for 7,439 yards)	1988-91
39.4	Rich Pennella (135 for 5,322 yards)	1976-77
39.2	Mark Blasinsky (184 for 7,218 yards)	1978-81
38.2	Scott Marcus (196 for 7,495 yards)	1970-72

PUNT RETURNS

SEASON

40	Montrell Jones (418 yards)	2004
40	Herbie Phelps (363 yards)	1967
33	Damien Dorsey (508 yards)	2002
32	Rico Clark (238 yards)	1996
32	Kevin Miller (290 yards)	1977
31	Arnold Jackson (280 yards)	2000
31	Arnold Jackson (216 yards)	1998
31	Howard Stevens (377 yards)	1972
30	Montrell Jones (311 yards)	2005
29	Joey Smith (382 yards)	1990

CAREER

100	Arnold Jackson (972 yards)	1997-2000
70	Montrell Jones (729 yards)	2004-05
56	Herbie Phelps (594 yards)	1967-68
54	Keith Stephens (485 yards)	1986-88
54	Kevin Miller (404 yards)	1974-77
50	Rico Clark (346 yards)	1993-96
44	Jaire Alexander (439 yards)	2015-17
43	Jamie Perrin (270 yards)	1978-80
42	Greg Campbell (433 yards)	1970-71
38	Howard Stevens (401 yards)	1971-72

PUNT RETURN YARDS

SEASON

508	Damien Dorsey (33 returns)	2002
418	Montrell Jones (40 returns)	2004
382	Joey Smith (29 returns)	1990
378	Howard Stevens (31 returns)	1972
363	Herbie Phelps (40 returns)	1967
311	Montrell Jones (30 returns)	2005
290	Kevin Miller (32 returns)	1977
280	Arnold Jackson (31 returns)	2000
267	Greg Campbell (16 returns)	1970
261	Arnold Jackson (23 returns)	1999
261	Keith Stephens (28 returns)	1986

CAREER

972	Arnold Jackson (100 returns)	1997-2000
729	Montrell Jones (70 returns)	2004-05
594	Herbie Phelps (56 returns)	1967-68
517	Damien Dorsey (34 returns)	2000-02
485	Keith Stephens (54 returns)	1986-88
441	Bill McMahon (33 returns)	1964-66
439	Jaire Alexander (44 returns)	2015-17
433	Greg Campbell (42 returns)	1970-71
404	Doug Beaumont (34 returns)	2007-10
404	Kevin Miller (54 returns)	1974-77

PUNT RETURN AVERAGE

SEASON

(Minimum 10 Returns)		
20.0	Bill McMahon (10 for 200 yards)	1965
16.7	Greg Campbell (16 for 267 yards)	1970
15.4	Damien Dorsey (33 for 508 yards)	2002
15.21	Doug Beaumont (14 for 213 yards)	2010
15.15	Rodjay Burns (13 for 197 yards)	2018
15.0	Frank Minnifield (11 for 165 yards)	1982
14.9	Keith Humphries (16 for 239 yards)	1981
14.8	Dee Smith (14 for 207 yards)	1989
14.4	Herbie Phelps (16 for 231 yards)	1968
14.3	Arnold Jackson (15 for 215 yards)	1997

(Minimum 20 Returns)

15.4	Damien Dorsey (33 for 508 yards)	2002
13.2	Joey Smith (29 for 382 yards)	1990
12.2	Howard Stevens (31 for 377 yards)	1972
11.3	Arnold Jackson (23 for 261 yards)	1999
10.50	Jaire Alexander (20 for 210 yards)	2016
10.45	Montrell Jones (40 for 418 yards)	2004
10.4	Montrell Jones (30 for 311 yards)	2005
9.7	Jaire Alexander (23 for 223 yards)	2015
9.6	Doug Beaumont (20 for 191 yards)	2008
9.3	Keith Stephens (28 for 261 yards)	1986

CAREER

(Minimum 20 Returns)

15.2	Damien Dorsey (34 for 517 yards)	2000-02
13.5	Jim Wagoner (27 for 364 yards)	1973-75
13.4	Bill McMahon (33 for 441 yards)	1964-66
13.2	Joey Smith (29 for 382 yards)	1987-90
12.5	Rodjay Burns (24 for 300 yards)	2018-Present
11.9	Doug Beaumont (34 for 404 yards)	2007-10
11.5	Aaron Bailey (24 for 275 yards)	1992-93
10.7	Anthony Floyd (23 for 247 yards)	1999-2002
10.61	Herbie Phelps (56 for 594 yards)	1967-68
10.58	Howard Stevens (38 for 402 yards)	1971-72

KICKOFF RETURNS

SEASON

42	Broderick Clark (821 yards)	2003
42	Keith Stephens (901 yards)	1986
37	Trent Guy (914 yards)	2009
35	Zek Parker (860 yards)	1999
34	Hassan Hall (818 yards)	2018
34	Eric Vaughn (630 yards)	1984
33	Keith Stephens (737 yards)	1988
32	Antonio Roundtree (693 yards)	1997
31	Trent Guy (671 yards)	2007
31	Broderick Clark (897 yards)	2002

CAREER

103	Zek Parker (2,558 yards)	1998-2001
-----	--------------------------	-----------

100	Keith Stephens (2,227 yards)	1986-88
97	Broderick Clark (2,200 yards)	2002-05
86	Trent Guy (1,980 yards)	2006-09
74	Walter Peacock (1,693 yards)	1972-75
57	Hassan Hall (1,546 yards)	2018-Present
53	Kevin Miller (1,059 yards)	1974-77
51	Aaron Bailey (1,181 yards)	1992-93
43	Ernest Givins (1,054 yards)	1984-85
43	Keith Humphries (947 yards)	1981-83

KICKOFF RETURN YARDS

SEASON

914	Trent Guy (37 returns)	2009
901	Keith Stephens (42 returns)	1986
897	Broderick Clark (31 returns)	2002
860	Zek Parker (35 returns)	1999
821	Broderick Clark (42 returns)	2003
818	Hassan Hall (34 returns)	2018
801	Ernest Givins (29 returns)	1985
752	Zek Parker (26 returns)	2000
737	Keith Stephens (33 returns)	1988
728	Hassan Hall (23 returns)	2019

CAREER

2,558	Zek Parker (103 returns)	1998-2001
2,227	Keith Stephens (100 returns)	1986-88
2,200	Broderick Clark (97 returns)	2002-05
1,980	Trent Guy (86 returns)	2006-09
1,693	Walter Peacock (74 returns)	1972-75
1,546	Hassan Hall (57 returns)	2018-Present
1,181	Aaron Bailey (51 returns)	1992-93
1,059	Kevin Miller (53 returns)	1974-77
1,054	Ernest Givins (43 returns)	1984-85
998	Jeremy Wright (40 returns)	2010-12



BOWL RECORDS

TOTAL OFFENSE**Most Total Yards**

571	vs. Alabama, 1990 Fiesta
564	vs. Boise State, 2004 Liberty
554	vs. Miami, Fla., 2013 Russell Athletic
534	vs. Texas A&M, 2015 Music City
492	vs. Miami, Ohio, 2003 GMAC

Most Yards Per Play

7.57	vs. Miami, Ohio, 2003 GMAC
7.42	vs. Texas A&M, 2015 Music City
7.32	vs. Alabama, 1990 Fiesta
7.29	vs. Miami, Fla., 2013 Russell Athletic
6.96	vs. Boise State, 2004 Liberty

RUSHING**Most Rush Attempts**

52	vs. Drake, 1957 Sun
50	vs. Boise State, 2004 Liberty
50	vs. Long Beach State, 1970 Pasadena
46	vs. Texas A&M, 2015 Music City
44	vs. Louisiana Tech, 1977 Independence

Most Yards Rushing

329	vs. Boise State, 2004 Liberty
307	vs. Texas A&M, 2015 Music City
237	vs. Miami, Ohio, 2003 GMAC
228	vs. Drake, 1957 Sun
174	vs. Long Beach State, 1970 Pasadena

Most Yards Per Rush

6.67	vs. Texas A&M, 2015 Music City
6.58	vs. Boise State, 2004 Liberty
6.24	vs. Miami, Ohio, 2003 GMAC
4.38	vs. Drake, 1957 Sun
3.17	vs. Colorado State, 2000 Liberty

Most Touchdowns Rushing

3	vs. Boise State, 2004 Liberty
3	vs. Marshall, 1998 Motor City
3	vs. Drake, 1957 Sun
2	vs. Texas A&M, 2015 Music City
2	vs. Wake Forest, 2006 Orange
2	vs. Long Beach State, 1970 Pasadena

PASSING**Most Pass Attempts**

54	vs. Marshall, 1998 Motor City
48	vs. Marshall, 2002 GMAC
47	at Boise State, 1999 Humanitarian
45	vs. Miami, Fla., 2013 Russell Athletic
44	vs. Georgia, 2014 Belk

Most Pass Completions

35	vs. Miami, Fla., 2013 Russell Athletic
35	vs. Marshall, 1998 Motor City
26	at Boise State, 1999 Humanitarian
25	vs. Wake Forest, 2006 Orange
24	vs. North Carolina State, 2011 Belk
24	vs. Colorado State, 2000 Liberty

Highest Completion Percentage**(Minimum 10 Completions)**

77.8	vs. Miami, 2013 Russell Athletic (35 of 45)
71.4	vs. Wake Forest, 2006 Orange (25 of 35)
67.9	vs. BYU, 2001 Liberty (19 of 28)
67.7	vs. Boise State, 2004 Liberty (21 of 31)
66.7	vs. Miami, Ohio, 2003 GMAC (18 of 27)

Most Yards Passing

458	vs. Alabama, 1990 Fiesta
447	vs. Miami, Fla., 2013 Russell Athletic
336	vs. Marshall, 1998 Motor City
332	vs. Wake Forest, 2006 Orange

Most Touchdown Passes

3	vs. Miami, Fla., 2013 Russell Athletic
3	vs. Virginia Tech, 2005 Gator
3	vs. Boise State, 2004 Liberty
3	vs. Miami, Ohio, 2003 GMAC
3	vs. Brigham Young, 2001 Liberty
3	vs. Alabama, 1990 Fiesta

Most Interceptions Thrown

3	vs. Georgia, 2014 Belk
3	vs. North Carolina State, 2011 Belk
3	vs. Virginia Tech, 2005 Gator
3	vs. Miami, Ohio, 2003 GMAC
3	at Boise State, 1999 Humanitarian
3	vs. Alabama, 1990 Fiesta

PUNTING**Most Punts**

8	vs. Louisiana State, 2016 Citrus
8	vs. Louisiana Tech, 1977 Independence
8	vs. Long Beach State, 1970 Pasadena
7	vs. S. Mississippi, 2010 Beef 'O' Brady's
7	vs. Marshall, 2002 GMAC

Most Punting Yards

404	vs. Louisiana State, 2016 Citrus
314	vs. Long Beach State, 1970 Pasadena
306	vs. Marshall, 2002 GMAC
304	vs. Louisiana Tech, 1977 Independence
272	vs. S. Mississippi, 2010 Beef 'O' Brady's

Best Punting Average

50.5	vs. Louisiana State, 2016 Citrus
49.3	vs. Marshall, 1998 Motor City
46.3	vs. Virginia Tech, 2005 Gator
45.0	vs. Miami, Fla., 2013 Russell Athletic
43.7	vs. Marshall, 2002 GMAC

PUNT RETURNS**Most Punt Returns**

7	vs. Alabama, 1990 Fiesta
4	vs. Boise State, 2004 Liberty
3	vs. Texas A&M, 2015 Music City
3	vs. Virginia Tech, 2005 Gator
3	vs. Brigham Young, 2001 Liberty

KICKOFF RETURNS**Most Kickoff Returns**

8	vs. Georgia, 2014 Belk
7	vs. Miami, Ohio, 2003 GMAC
7	at Boise State, 1999 Humanitarian
6	vs. Boise State, 2004 Liberty
6	vs. Marshall, 2002 GMAC

Most Kickoff Return Yards

188	at Boise State, 1999 Humanitarian
158	vs. S. Mississippi, 2010 Beef 'O' Brady's
139	vs. Boise State, 2004 Liberty
132	vs. Louisiana Tech, 1977 Independence
128	vs. North Carolina State, 2011 Belk

FUMBLES**Most Fumbles**

8	vs. Louisiana Tech, 1977 Independence
4	vs. Marshall, 2002 GMAC
3	vs. Colorado State, 2000 Liberty
3	vs. Marshall, 1998 Motor City
3	vs. Alabama, 1990 Fiesta

Most Fumbles Lost

3	vs. Colorado State, 2000 Liberty
3	vs. Louisiana Tech, 1977 Independence
2	vs. Wake Forest, 2006 Orange
2	vs. Boise State, 2004 Liberty
2	vs. Marshall, 2002 GMAC

PENALTIES**Most Penalties**

14	at Boise State, 1999 Humanitarian
13	vs. Marshall, 1998 Motor City
10	vs. Texas A&M, 2015 Music City
10	vs. Marshall, 2002 GMAC
10	vs. Alabama, 1990 Fiesta
9	vs. Miami, Fla., 2013 Russell Athletic
9	vs. S. Mississippi, 2010 Beef 'O' Brady's
8	vs. Louisiana State, 2016 Citrus
8	vs. Brigham Young, 2001 Liberty
8	vs. Louisiana Tech, 1977 Independence

Most Penalty Yards

120	at Boise State, 1999 Humanitarian
109	vs. Marshall, 1998 Motor City
92	vs. Louisiana Tech, 1977 Independence
90	vs. Texas A&M, 2015 Music City
88	vs. Marshall, 2002 GMAC
87	vs. Alabama, 1990 Fiesta
79	vs. Miami, Fla., 2013 Russell Athletic
75	vs. Drake, 1957 Sun
64	vs. Brigham Young, 2001 Liberty
58	vs. Miami, Ohio, 2003 GMAC

SCORING**Most Points**

44	vs. Boise State, 2004 Liberty
36	vs. Miami, Fla., 2013 Russell Athletic
34	vs. Alabama, 1990 Fiesta

BOWL RECORDS

34	vs. Drake, 1957 Sun
33	vs. Florida, 2012 Sugar

Most Points - Any Quarter

25	vs. Alabama, 1990 Fiesta (1st)
21	vs. S. Miss., 2010 Beef 'O' Brady's (2nd)
21	vs. Miami, Ohio, 2003 GMAC (2nd)
21	vs. Marshall, 1998 Motor City (2nd)
20	vs. Texas A&M, 2015 Music City (1st)

Most Points - First Quarter

25	vs. Alabama, 1990 Fiesta
20	vs. Texas A&M, 2015 Music City
17	at Boise State, 1999 Humanitarian
14	vs. Florida, 2012 Sugar
14	vs. Virginia Tech, 2005 Gator
14	vs. Boise State, 2004 Liberty
14	vs. Long Beach State, 1970 Pasadena

Most Points - Second Quarter

21	vs. S. Mississippi, 2010 Beef 'O' Brady's
21	vs. Miami, Ohio, 2003 GMAC
21	vs. Marshall, 1998 Motor City
16	vs. Miami, Fla., 2013 Russell Athletic
14	vs. Drake, 1957 Sun

Most Points - Third Quarter

14	vs. Boise State, 2004 Liberty
----	-------------------------------

Most Points - Fourth Quarter

15	vs. Michigan State, 1993 Liberty
14	vs. Wake Forest, 2006 Orange
10	vs. S. Mississippi, 2010 Beef 'O' Brady's
9	vs. Boise State, 2004 Liberty

Most Points - Any Half

25	vs. Alabama, 1990 Fiesta (1st)
24	vs. Florida, 2012 Sugar (1st)
24	at Boise State, 1999 Humanitarian (1st)
23	vs. Boise State, 2004 Liberty (2nd)
22	vs. Miami, Fla., 2013 Russell Athletic (1st)

Most Points - First Half

25	vs. Alabama, 1990 Fiesta
24	vs. Florida, 2012 Sugar
24	at Boise State, 1999 Humanitarian
22	vs. Miami, Fla., 2013 Russell Athletic

Most Points - Second Half

23	vs. Boise State, 2004 Liberty
15	vs. Michigan State, 1993 Liberty
14	vs. Miami, Fla., 2013 Russell Athletic
14	vs. North Carolina State, 2011 Belk
14	vs. Wake Forest, 2006 Orange
14	vs. Brigham Young, 2001 Liberty

Most Combined Points (Both Teams)

84	vs. Boise State, 2004 Liberty (UL 44, BSU 40)
77	vs. Miami, Ohio, 2003 GMAC (MU 49, UL 28)
77	vs. Marshall, 1998 Motor City (MU 48, UL 29)

65	at Boise State, 1999 Humanitarian (BSU 34, UL 31)
----	---

FIELD GOALS

Most Field Goal Attempts

4	vs. Miami, Fla., 2013 Russell Athletic
4	vs. Florida, 2012 Sugar
3	vs. Louisiana State, 2016 Citrus
2	vs. North Carolina State, 2011 Belk
2	vs. Wake Forest, 2006 Orange
2	vs. Michigan State, 1993 Liberty
2	vs. Long Beach State, 1970 Pasadena

Most Field Goals Made

3	vs. Louisiana State, 2016 Citrus
3	vs. Miami, Fla., 2013 Russell Athletic
2	vs. Florida, 2012 Sugar
1	vs. North Carolina State, 2011 Belk
1	vs. S. Mississippi, 2010 Beef 'O' Brady's
1	vs. Wake Forest, 2006 Orange
1	vs. Virginia Tech, 2005 Gator
1	vs. Boise State, 2004 Liberty
1	vs. Colorado State, 2000 Liberty
1	at Boise State, 1999 Humanitarian
1	vs. Michigan State, 1993 Liberty
1	vs. Long Beach State, 1970 Pasadena

OPPONENT BOWL RECORDS

TEAM BESTS

FIRST DOWNS

Most Total First Downs

28	vs. Miami, Ohio, 2003 GMAC
28	at Boise State, 1999 Humanitarian
27	vs. Marshall, 1998 Motor City
25	vs. Texas A&M, 2015 Music City
25	vs. Louisiana Tech, 1977 Independence

TOTAL OFFENSE

Most Total Yards

613	vs. Marshall, 1998 Motor City
597	vs. Miami, Ohio, 2003 GMAC
533	at Boise State, 1999 Humanitarian
492	vs. Georgia, 2014 Belk
445	vs. Texas A&M, 2015 Music City

Most Yards Per Play

9.05	vs. Miami, Ohio, 2003 GMAC
8.88	vs. Marshall, 1998 Motor City
6.58	at Boise State, 1999 Humanitarian
6.39	vs. Georgia, 2014 Belk
6.16	vs. Wake Forest, 2006 Orange

RUSHING

Most Rush Attempts

53	vs. Georgia, 2014 Belk
53	vs. Long Beach State, 1970 Pasadena
50	vs. Colorado State, 2000 Liberty
48	vs. Virginia Tech, 2005 Gator
45	vs. Marshall, 1998 Motor City

Most Yards Rushing

292	vs. Georgia, 2014 Belk
221	vs. Miami, Ohio, 2003 GMAC
202	vs. Marshall, 1998 Motor City
198	at Boise State, 1999 Humanitarian
191	vs. Long Beach State, 1970 Pasadena

Most Yards Per Rush

6.70	vs. Miami, Ohio, 2003 GMAC
5.51	vs. Georgia, 2014 Belk
4.71	at Boise State, 1999 Humanitarian
4.49	vs. Marshall, 1998 Motor City

PASSING

Most Pass Attempts

48	vs. Texas A&M, 2015 Music City
44	vs. Marshall, 2002 GMAC
39	at Boise State, 1999 Humanitarian
39	vs. Louisiana Tech, 1977 Independence
38	vs. Brigham Young, 2001 Liberty

Most Pass Completions

28	vs. Texas A&M, 2015 Music City
22	vs. Marshall, 2002 GMAC
21	vs. North Carolina State, 2011 Belk
21	vs. S. Mississippi, 2010 Beef 'O' Brady's
21	vs. Wake Forest, 2006 Orange
21	vs. Miami, Ohio, 2003 GMAC

Highest Completion Percentage (Minimum 10 Completions)

75.0	vs. Marshall, 1998 Motor City (18 of 24)
63.6	vs. North Carolina State, 2011 Belk (21 of 33)
63.6	vs. Wake Forest, 2006 Orange (21 of 33)
63.6	vs. Miami, Ohio, 2003 GMAC (21 of 33)
61.8	vs. S. Miss., 2010 Beef 'O' Brady's (21 of 34)

Most Passing Yards

411	vs. Marshall, 1998 Motor City
376	vs. Miami, Ohio, 2003 GMAC
335	at Boise State, 1999 Humanitarian
307	vs. Texas A&M, 2015 Music City
287	vs. Louisiana Tech, 1977 Independence

Most Touchdown Passes

4	vs. Miami, Ohio, 2003 GMAC
4	vs. Marshall, 2002 GMAC
4	vs. Marshall, 1998 Motor City
3	vs. North Carolina State, 2011 Belk
3	vs. S. Mississippi, 2010 Beef 'O' Brady's
2	vs. Louisiana State, 2016 Citrus
2	vs. Texas A&M, 2015 Music City
2	vs. Virginia Tech, 2005 Gator
2	vs. Louisiana Tech, 1977 Independence

Most Interceptions Thrown

3	vs. Brigham Young, 2001 Liberty
---	---------------------------------

BOWL RECORDS



PUNTING

Most Punts

8	vs. Alabama, 1990 Fiesta
7	vs. Texas A&M, 2015 Music City

Best Punting Average

58.0	vs. Marshall, 1998 Motor City
50.2	vs. Marshall, 2002 GMAC
50.0	vs. Virginia Tech, 2005 Gator
45.7	vs. Miami, Fla., 2013 Russell Athletic
44.8	vs. Colorado State, 2000 Liberty

Most Punt Return Yards

62	vs. Marshall, 1998 Motor City
45	vs. Louisiana State, 2016 Citrus

KICKOFF RETURNS

Most Kickoff Returns

9	vs. Miami, Fla., 2013 Russell Athletic
8	vs. Boise State, 2004 Liberty
6	vs. Florida, 2012 Sugar
6	vs. Alabama, 1990 Fiesta
5	vs. Brigham Young, 2001 Liberty

Most Kickoff Return Yards

223	vs. Miami, Fla., 2013 Russell Athletic
218	vs. Florida, 2012 Sugar
186	vs. Boise State, 2004 Liberty

FUMBLES

Most Fumbles

6	vs. Louisiana Tech, 1977 Independence
4	vs. Long Beach State, 1970 Pasadena
3	vs. North Carolina State, 2011 Belk
3	vs. Wake Forest, 2006 Orange
3	vs. Colorado State, 2000 Liberty
3	at Boise State, 1999 Humanitarian
3	vs. Alabama, 1990 Fiesta
3	vs. Drake, 1957 Sun

Individual Records

RUSHING

Most Rushing Attempts

26	Lamar Jackson vs. LSU, 2016
25	Jeremy Wright vs. Florida, 2012
24	Frank Moreau at Boise State, 1999
22	Lamar Jackson vs. Texas A&M, 2015
21	T.J. Patterson vs. Brigham Young

Most Yards Rushing

226	Lamar Jackson vs. Texas A&M, 2015
128	Lionel Gates vs. Miami, Ohio, 2003
119	Ken Porco vs. Drake, 1957
111	Frank Moreau at Boise State, 1999
102	Tom Jesukaitis vs. Long Beach State, 1970

Most Touchdowns Rushing

3	Leroy Collins vs. Marshall, 1998
2	Lamar Jackson vs. Texas A&M, 2015
2	John Madeya vs. Long Beach State, 1970

Longest Rushing Touchdowns

65	Harry Douglas vs. Boise State, 2004
61	Lamar Jackson vs. Texas A&M, 2015
Beef 'O' Brady's	

PASSING

Most Pass Attempts

54	Chris Redman vs. Marshall, 1998
47	Chris Redman at Boise State, 1999
45	Teddy Bridgewater vs. Miami, Fla., 2013
45	Dave Ragone vs. Marshall, 2002 GMAC
43	Teddy Bridgewater vs. NC State, 2011

Most Pass Completions

35	Teddy Bridgewater vs. Miami, Fla., 2013
35	Chris Redman vs. Marshall, 1998
26	Chris Redman at Boise State, 1999
24	Teddy Bridgewater vs. NC State, 2011
24	Brian Brohm vs. Wake Forest, 2006 Orange
24	Dave Ragone vs. Colorado State, 2000

Most Yards Passing

451	Browning Nagle vs. Alabama, 1990
447	Teddy Bridgewater vs. Miami, Fla., 2013
336	Chris Redman vs. Marshall, 1998
321	Dave Ragone vs. Colorado State, 2000
314	Chris Redman at Boise State, 1999

Best Completion Percentage

.778	Teddy Bridgewater vs. Miami, Fla. (35-45), 2013
.706	Brian Brohm vs. Wake Forest (24-34), 2006
.693	Stefan LeFors vs. Boise State (18-26), 2004
.679	Dave Ragone vs. Brigham Young (19-28), 2001
.654	Stefan LeFors vs. Miami, Ohio (17-26), 2003

Longest Pass Completions

70	Browning Nagle to Latrell Ware (TD) vs. Alabama, 1990
67	Browning Nagle to Fred Jones vs. Alabama, 1990
58	Dave Ragone to Damien Dorsey (TD) vs. Colo. St, 2000
56	Lamar Jackson to Cole Hikutini vs. Texas A&M, 2015
56	Stefan LeFors to J.R. Russell vs. Miami, Ohio, 2003
54	Chris Redman to Arnold Jackson (TD) at Boise State, 1999

RECEIVING

Most Receptions

10	Harry Douglas vs. Wake Forest, 2006
10	Deion Branch vs. Colorado State, 2000
9	DeVante Parker vs. Miami, Fla., 2013
9	Arnold Jackson at Boise State, 1999
8	DeVante Parker vs. Georgia, 2014
8	Lavell Boyd vs. Marshall, 1998
8	Arnold Jackson vs. Marshall, 1998
8	Charles Sheffield vs. Marshall, 1998
8	Ralph Dawkins vs. Michigan State, 1993

Most Yards Receiving

170	Deion Branch vs. Colorado State, 2000
165	Harry Douglas vs. Wake Forest, 2006
144	J.R. Russell vs. Miami, Ohio, 2003
142	DeVante Parker vs. Miami, Fla., 2013
120	DeVante Parker vs. Georgia, 2014

Most Touchdowns Receiving

3	J.R. Russell vs. Miami, Ohio, 2003
2	Anthony Cummings vs. Alabama, 1990
2	Ed Young vs. Drake, 1957


ALL-PURPOSE YARDS

226	Lamar Jackson (226 Rush) vs. Texas A&M, 2015
184	Harry Douglas (65 Rush, 119 KOR) vs. Boise State,
176	Zek Parker (1 Rush, 6 Rec., 169 KOR) at Boise State, 1
170	Deion Branch (170 Rec.) vs. Colorado State, 2000
165	Jeremy Wright (31 Rush, 134 KOR) vs. Southern Mississippi, 2010

TOTAL OFFENSE

471	Teddy Bridgewater vs. Miami, Fla., 2013
453	Lamar Jackson vs. Texas A&M, 2015
431	Browning Nagle vs. Alabama, 1990
340	Dave Ragone vs. Colorado State, 2000
314	Brian Brohm vs. Wake Forest, 2006

SCORING

20	Leroy Collins vs. Marshall, 1998
18	J.R. Russell vs. Miami, Ohio, 2003
16	Ed Young vs. Drake, 1957
12	Lamar Jackson vs. Texas A&M, 2015
12	John Wallace vs. Miami, Fla., 2013
12	Anthony Allen vs. Wake Forest, 2006
12	Anthony Cummings vs. Alabama, 1990
12	Kevin Miller vs. Long Beach State, 1977
12	John Madeya vs. Long Beach State, 1970

KICKOFF RETURNS
Most Kickoff Returns

6	Broderick Clark vs. Miami, Ohio, 2003
5	James Quick vs. Georgia, 2014
5	Harry Douglas vs. Boise State, 2004
5	Broderick Clark vs. Marshall, 2002
5	Zek Parker at Boise State, 1999

Most Kickoff Return Yards

169	Zek Parker at Boise State, 1999
134	Jeremy Wright vs. Southern Mississippi, 2010
119	Harry Douglas vs. Boise State, 2004
104	James Quick vs. Georgia, 2014
103	Zek Parker vs. Brigham Young, 2001

Longest Kickoff Returns

95	Jeremy Wright (TD) vs. S. Mississippi, 2010
91	Zek Parker (TD) at Boise State, 1999
80	Zek Parker vs. Brigham Young, 2001

PUNT RETURNS
Most Returns

6	Joey Smith vs. Alabama, 1990
4	Montrell Jones vs. Boise State, 2004
3	Jaire Alexander vs. Texas A&M, 2015
3	Montrell Jones vs. Virginia Tech, 2005
2	Robert Haskins vs. Marshall, 2002 GMAC

Longest Punt Returns

60	Kevin Miller (TD) vs. Louisiana Tech, 1977
32	Jaire Alexander vs. Texas A&M, 2015
26	Montrell Jones vs. Virginia Tech, 2005
25	Aaron Bailey vs. Michigan State, 1993
18	Montrell Jones vs. Boise State, 2004

PUNTING
Most Punts

8	Mason King (404 yards) vs. LSU, 2016
8	Rich Pennella (304 yards) vs. La. Tech, 1977
8	Scott Marcus (314 yards) vs. Long Beach, 1970
7	Chris Philpott (272 yards) vs. S. Miss. 2010
7	Nate Smith (306 yards) vs. Marshall, 2002

Most Punting Yards

404	Mason King (8 punts) vs. LSU, 2016
314	Scott Marcus (8 punts) vs. Long Beach, 1970
306	Nate Smith (7 punts) vs. Marshall, 2002
304	Rich Pennella (8 punts) vs. La. Tech, 1977
272	Chris Philpott (7 punts) vs. S. Miss., 2010

Best Punting Average

50.5	Mason King (8 for 404) vs. LSU, 2016
49.3	Jeremy Borseth (4 for 197) vs. Marshall, 1998
46.3	Todd Flannery (4 for 185) vs. Va. Tech, 2005
45.0	Rich Benjamin (1 for 45) vs. Miami, Fla., 2013
43.7	Nate Smith (7 for 306) vs. Marshall, 2002

BOWL RECAPS

2017 TaxSlayer Bowl Mississippi State - 31 Louisville - 27 Dec. 30, 2017 • Jacksonville, Fla.

	1	2	3	4	F
Louisville	7	14	3	3	27
Mississippi State	14	3	0	14	31

JACKSONVILLE, Fla. - It was Keytaon Thompson's coming-out party. Thompson, a highly touted freshman making his first start in place of injured quarterback Nick Fitzgerald, ran for 147 yards and three touchdowns to help No. 24 Mississippi State beat Lamar Jackson and Louisville 31-27 in the Tax-Slayer Bowl.

Thompson completed 11 of 20 passes for 127 yards, with an interception. He was more effective as a runner, carrying on 27 of the team's 55 running plays.

Thompson scored twice in the fourth quarter, including a 1-yard plunge with 3:39 remaining that put the Bulldogs (9-4) ahead for good.

Jackson had the Cardinals on the move late, but safety Mark McLaurin intercepted his third pass of the game. Jackson got another chance in the waning seconds following a failed, fourth-down conversion. But his desperation heave was batted away in the end zone.

Jackson ran 24 times for 158 yards and a touchdown, breaking the TaxSlayer Bowl record for most rushing yards by a quarterback. West Virginia's Pat White set the previous mark with 145 yards in 2007. He also broke his own school records for rushing yards and yards from scrimmage.

Category	UL	MS
First Downs	20	23
Rushes-Yards	39-187	55-277
Passing Yards	171	127
Passes C-A-I	13-31-4	11-20-1
Plays-Yards	358	404

2016 Citrus Bowl LSU - 29 Louisville - 9 Dec. 31, 2016 • Orlando, Fla.

	1	2	3	4	F
LSU	0	16	10	3	29
Louisville	3	3	0	3	9

ORLANDO, Fla. - Sophomore running back Derrius Guice ran for 138 yards, including a 70-yard touchdown, and caught a scoring pass to help No. 19 LSU Tigers to a 29-9 victory over No. 15 Louisville in Saturday's Buffalo Wild Wings Citrus Bowl.

Guice, who stepped in for departed Leonard Fournette, consistently made explosive plays running the ball, as a receiver and a kickoff return man for the Tigers (8-4).

His performance was eclipsed only by the

overpowering performance of the Tigers defense that completely shut down Heisman Trophy-winning quarterback Lamar Jackson and the Cardinals. The Cardinals did not score a touchdown.

Jackson was sacked eight times, including a safety for an 8-yard loss late in the second quarter. Jackson completed just 10 of 27 passes for 153 yards while leading the rushing attack with 33 yards as the Cardinals (9-4) ended their season with three straight losses.

LSU quarterback Danny Etling threw for 217 yards and two touchdowns as the Tigers moved the ball with balance all game. Malachi Dupre led LSU in receiving with seven catches for 139 yards.

Category	UL	LSU
First Downs	11	20
Rushes-Yards	35-67	41-177
Passing Yards	153	217
Passes C-A-I	10-27-0	16-29-1
Plays-Yards	62-220	70-394

2015 Music City Bowl Louisville - 27 Texas A&M - 21 Dec. 30, 2015 • Nashville, Tenn.

	1	2	3	4	F
Texas A&M	7	13	7	10	21
Louisville	7	0	7	0	27

NASHVILLE, Tenn. - Lamar Jackson ran for a career-high and Music City Bowl-record 226 yards and two touchdowns and threw for two more scores to help Louisville beat Texas A&M.

The freshman, making his first start since Oct. 30, finished with a bowl-record 453 total yards, and set the Louisville career rushing mark before the end of the first quarter in giving the Cardinals a 20-7 lead they never lost. Jackson ran for 126 yards in the first 15 minutes, including a 61-yard scoring run.

Texas A&M nearly had first-and-goal at the Cardinals 6, but a review showed Christian Kirk did not maintain possession of the ball on his catch. That left Jake Hubenak two more chances inside the final 2 minutes. The Cardinals batted down a pass, then Hubenak was incomplete throwing into the end zone.

Louisville linebacker Devonte Fields had three sacks, and Louisville safety Josh Harvey-Clemons stripped Hubenak him of the ball and intercepted a pass both in the third quarter.

Jackson had no such issues as he passed Stefan LeFors' previous career rushing mark of 756 yards between 2002 and 2004. He showed off the speed that Louisville coach Bobby Petrino wants to bring to the Atlantic Coast Conference, running through, around and over the Aggies.

Jackson set a bowl rushing record, topping the 187 yards Marion Barber of Minnesota ran for in 2004. He also set the total offense mark of 424 set by Mike Glennon of North Carolina state in 2012 as he

threw for 227 yards.

Category	UL	TAMU
First Downs	21	25
Rushes-Yards	46-307	39-138
Passing Yards	227	307
Passes C-A-I	12-26-0	28-48-1
Plays-Yards	72-534	87-445

*QB Lamar Jackson set a bowl record with 226 yards rushing, and became the third QB to rush and pass for over 200 yards in a bowl game.

2014 Belk Bowl Georgia - 37 Louisville - 14 Dec. 30, 2014 • Charlotte, N.C.

	1	2	3	4	F
Georgia	7	13	7	10	37
Louisville	7	0	7	0	14

CHARLOTTE, N.C. - Freshman Nick Chubb ran for a career-high 266 yards and two touchdowns as No. 13 Georgia defeated the 20th-ranked Cardinals 37-14 in the Belk Bowl.

Louisville finished 9-4 in its first season with Bobby Petrino back at the helm.

The Cardinals came in with the nation's second best defense but allowed 301 yards on the ground. Chubb's rushing total was second highest in school history behind only Herschel Walker's 283 yards rushing against Vanderbilt in 1980. Chubb averaged 8 yards per carry.

Chubb set a new Belk Bowl rushing record, eclipsing the 174-yard effort set by Boston College's Andrew Callender in 2004.

Kyle Bolin, who was making his first career start, threw for 314 yards, but tossed three interceptions.

Category	UL	UGA
First Downs	20	22
Rushes-Yards	27-62	52-305
Passing Yards	314	200
Passes C-A-I	21-44-3	14-24-1
Plays-Yards	76-505	71-376

2013 Russell Athletic Bowl Louisville - 36 Miami - 9 Dec. 28, 2013 • Orlando, Fla.

	1	2	3	4	F
Miami	2	0	0	7	9
Louisville	6	16	7	7	36

ORLANDO, Fla. - Leading up to the Russell Athletic Bowl, Louisville quarterback Teddy Bridgewater batted back questions about whether the game would be his last in college. If it was, he left plenty for the Cardinals to remember.

Bridgewater threw three touchdown passes and

BOWL RECAPS

ran for another score to help No. 18 Louisville rout Miami 36-9. The Cardinals spotted Miami an early 2-0 lead, then dominated the rest of the way, racking up 554 total yards to the Hurricanes' 174.

With Cardinals' fans chanting "Teddy! Teddy!" at times throughout the game, Bridgewater, projected to be a top NFL draft pick if he comes out this summer, set a school season record with 31 touchdown passes. The Miami native also tied the school record with his 27th victory as Louisville's starter. He was 35 for 45 for career-high 447 yards.

Louisville won its second straight bowl game for its second 12-win season.

Category	LOU	UM
First Downs	28	14
Rushes-Yards	31-107	28-14
Passing Yards	447	160
Passes C-A-I	35-45-0	12-27-0
Plays-Yards	76-554	55-174

2013 Sugar Bowl Louisville - 33 Florida - 23 Jan. 2, 2013 • New Orleans, La.

	1	2	3	4	F
Florida	0	10	0	13	23
Louisville	14	10	6	3	33

NEW ORLEANS, La. - Louisville safety Calvin Pryor predicted the Cardinals would "shock the world" against Florida in the Sugar Bowl.

Terrell Floyd returned an interception 38 yards for a touchdown on the first play, dual-threat quarterback Teddy Bridgewater directed a handful of scoring drives and No. 22 Louisville stunned the fourth-ranked Gators 33-23 in the Sugar Bowl.

Bridgewater was 20 of 32 passing for 266 yards and two touchdowns against the heavily favored Gators. Among his throws was a pinpoint, 15-yard timing toss that DeVante Parker acrobatically grabbed as he touched one foot down in the corner of the end zone.

His other scoring strike went to Damian Copeland from 19 yards one play after a surprise onside kick by the Gators backfired badly. Jeremy Wright had a short touchdown run which gave the two-touchdown underdogs from the Big East a 14-0 lead from which the Gators never recovered.

Category	UL	UF
First Downs	23	17
Rushes-Yards	36-70	30-111
Passing Yards	266	175
Passes C-A-I	20-32-1	16-29-2
Plays-Yards	68-336	59-286

2011 Belk Bowl NC State - 31 Louisville - 24 Dec. 27, 2011 • Charlotte, N.C.

	1	2	3	4	F
Louisville	7	3	7	7	24
NC State	7	14	10	0	31

CHARLOTTE, N.C. - Mike Glennon threw for 264 yards and three touchdowns and David Amerson returned an interception 65 yards for a touchdown as North Carolina State defeated Louisville 31-24 in the Belk Bowl.

Louisville's Teddy Bridgewater, who threw for 274 yards and two touchdowns and ran for another, nearly brought the Cardinals back from a 21-point deficit, but his final heave on fourth-and-23 was picked off by Amerson with 41 seconds left.

Bridgewater threw a pair of 2-yard touchdown passes to close the gap to 31-24 with 3:55 left in the game.

With his team trailing down 21, Louisville coach Charlie Strong started to gamble.

Strong called for a fake punt after the Cardinals' next drive stalled and Preston Brown, the up back on the punt team, took a direct snap from center and raced 32 yards for a first down. That set up a 2-yard touchdown pass from Bridgewater to tight end Nate Nord in the back corner of the end zone.

Category	UL	NCS
First Downs	18	19
Rushes-Yards	35-117	28-65
Passing Yards	274	264
Passes C-A-I	24-43-3	21-33-1
Plays-Yards	78-391	61-329

2010 Beef 'O' Brady's Bowl Louisville - 31 Southern Miss. - 28 Dec. 21, 2010 • St. Petersburg, Fla.

	1	2	3	4	F
Southern Miss	14	7	0	7	28
Louisville	0	21	0	10	31

ST. PETERSBURG, Fla. - Justin Burke threw for a pair touchdowns and Jeremy Wright scored on a 95-yard kickoff return to help Louisville beat former Conference USA rival Southern Mississippi 31-28 in the Beef 'O' Brady's Bowl.

Burke tossed scoring passes of 11 yards to Cameron Graham and 10 yards to Josh Chichester while the Cardinals erased a 14-point first-half deficit, then produced a go-ahead field goal in the fourth quarter.

Wright's long kickoff return made it 28-all early in the fourth quarter. Chris Philpott's 36-yard field goal gave the Cardinals their first lead with 6:30 remaining.

Austin Davis completed 19 of 32 passes, including TD throws of 32 yards to Pierce and 8 yards to Zeke Walters for the Golden Eagles.

Bilal Powell rushed for 75 yards for Louisville - well below his season average of 120.9 - however the 215-pound senior was instrumental in helping the Cardinals exhaust

most of the clock after finally taking the lead.

Category	LOU	USM
First Downs	15	24
Rushes-Yards	29-109	40-170
Passing Yards	178	226
Passes C-A-I	20-32-0	21-34-0
Plays-Yards	61-287	74-396

2007 Orange Bowl Louisville - 24 Wake Forest - 13 Jan. 2, 2007 • Miami, Fla.

	1	2	3	4	F
Wake Forest	0	3	7	3	13
Louisville	0	10	0	14	24

MIAMI, Fla. - Brian Brohm threw for 311 yards to lead Louisville past Wake Forest 24-13 in the 2007 FedEx Orange Bowl.

The Cardinals averaged 39 points and ranked second in the nation in total offense this season, but fell behind 13-10 in the final period before their offense went into high gear. Alphonso Smith nearly blocked Art Carmody's errant kick and also harried Louisville's punter into a 14-yard boot that set up a 44-yard field goal by Sam Swank of Wake Forest.

But Sam Swank made a 36-yarder to cap a 61-yard drive and put the Demon Deacons ahead 13-10 early in the fourth quarter. The Cardinals responded with an eight-play drive capped by Anthony Allen's 1-yard plunge for a 17-13 lead with 12:31 to go. They quickly forced a punt, and mounted a 10-play drive that ended with Brock Bolen's 18-yard scoring run. Brohm finished 24-for-34 and was chosen the game's most valuable player.

Category	LOU	WFU
First Downs	23	18
Rushes-Yds	37-125	29-111
Passing	332	271
Passes A-C-I	35-25-0	33-21-1
Plays-Yards	72-457	62-382

2006 Gator Bowl Virginia Tech - 35 Louisville - 24 Jan. 2, 2006 • Jacksonville, Fla.

	1	2	3	4	F
Louisville	14	3	0	7	24
Virginia Tech	3	7	3	22	35

JACKSONVILLE, Fla. - Virginia Tech had a much better experience in the River City this time around. Marcus Vick threw two touchdown passes and the 12th-ranked Hokies rallied to beat No. 15 Louisville 35-24 in the Gator Bowl.

The Hokies scored on three consecutive possessions in the second half, turning a 17-10 deficit into a 28-24 lead. James Anderson sealed the victory when he intercepted Hunter Cantwell's pass and returned it 39 yards for a touchdown with 5:04 to play. Vick was huge in directing the comeback, which snapped a five-game winning streak for

Louisville. He completed a 54-yard pass to David Clowney, and Cedric Humes scored on the next play from 24 yards.

Chris Ellis sacked Cantwell on the ensuing drive and knocked the ball loose. Anderson recovered near midfield, and Vick did the rest. He threw two deep passes that might have been caught if not for pass interference penalties. Two plays later, he found Jeff King for the go-ahead score.

Category	LOU	VT
First Downs	20	21
Rushes-Att-Yds	30-127	48-187
Passing Yards	216	203
Passes Cmp-Att-Int	15-37-3	11-21-0
Plays-Yards	67-343	59-390

2004 Liberty Bowl
Louisville - 44 Boise State - 40
Dec. 31, 2004 • Memphis, Tenn.

	1	2	3	4	F
Boise State	10	21	3	6	40
Louisville	14	7	14	9	44

MEMPHIS, Tenn. - In the highest scoring AutoZone Liberty Bowl ever, it was a defensive play by Louisville that ended Boise State's 22-game winning streak.

Louisville safety Kerry Rhodes intercepted a pass in the end zone as time expired to preserve Louisville's 44-40 victory over 10th-ranked Boise State. Eric Shelton scored on the go-ahead touchdown on a 1-yard run with 6:48 left. Stefan LeFors threw two touchdowns and ran for a third for the Cardinals.

Quarterback Jared Zabransky drove the Broncos to the Louisville 30 before his final pass was intercepted by Rhodes as time expired.

Everyone expected a high-scoring game in a bowl pairing the nation's top two offenses, and the teams didn't disappoint as they swapped the lead five times. The 84 combined points topped the 80 points by Colorado and Alabama in 1969 and was one of a handful of records set. The Cardinals rolled up 564 yards, topping 500 yards for the ninth time this season. LeFors was 18-of-26 for 193 yards and ran 12 times for 76 yards.

Category	LOU	BSU
First Downs	29	15
Rushes-Att-Yds	50-329	38-88
Passing Yards	235	196
Passes Cmp-Att-Int	21-31-2	15-31-1
Plays-Yards	71-564	53-284

2003 GMAC Bowl
Miami (OH) - 49 Louisville - 28
Dec. 18, 2003 • Mobile, Ala.

	1	2	3	4	F
Miami (OH)	21	14	0	14	49
Louisville	0	21	7	0	28

MOBILE, Ala. - Ben Roethlisberger passed for 376 yards and four first-half touchdowns to lead No. 14 Miami of Ohio to a 49-28 victory over Louisville in the GMAC Bowl.

He completed 21 of 33 passes, shaking off would-be sacks and throwing perfect strikes on the run. Miami scored two more touchdowns in the fourth to stymie a rally by Louisville.

Roethlisberger completed 16-of-20 for 291 yards in the first half. The RedHawks outgained Louisville 597-492 in a matchup of high-powered offenses. The Miami defense twice came up big in the fourth. Matt Pusateri stepped in front of Stefan LeFors' pass and raced 35 yards for a touchdown to erase Louisville's comeback hopes, the RedHawks' fifth score of the season on interception returns. Then, Terna Nande picked off another pass in the end zone. Cal Murray rushed 15 times for 142 yards and a touchdown for Miami. LeFors was 17-of-26 for 224 yards but was intercepted three times after getting picked off only seven times in the first 12 games. J.R. Russell caught seven passes for 144 yards and three touchdowns.

Category	LOU	MIA
First Downs	22	28
Rushes-Att-Yds	38-237	33-221
Passing Yards	255	376
Passes Cmp-Att-Int	18-27-3	33-21-0
Plays-Yards	56-492	66-597

2002 GMAC Bowl
Marshall - 38 Louisville - 15
Dec. 18, 2002 • Mobile, Ala.

	1	2	3	4	F
Marshall	7	10	7	14	38
Louisville	0	7	0	8	15

MOBILE, Ala. - Byron Leftwich completed 22-of-44 passes for 249 yards and four touchdowns as the Cardinals ended their season at 7-6 with a 38-15 loss to Marshall in the 2002 GMAC Bowl.

The Thundering Herd scored the first 17 points of the game, coming on two touchdown passes from Leftwich and a Curtis Head 23-yard field goal. T.J. Patterson put Louisville on the board with a two-yard run with 5:15 left in the second quarter, but the Cards couldn't stop the Thundering Herd. Marshall put the game away with 21 straight points. Leading, 17-7, Leftwich tossed two more scores and a 15-yard run by Frank Wallace iced the contest. Dave Ragone closed the scoring with an 11-yard pass to Tiger Jones.

Ragone was 20-of-45 for 193 yards, but was sacked three times. Ragone was also the team's top rusher with 31 yards, but the Cards were limited to 56 yards on 26 carries.

BOWL RECAPS

Category	LOU	MU
First Downs	23	20
Rushes-Att-Yds	30-99	26-56
Passing Yards	249	205
Passes Cmp-Att-Int	44-22-1	48-21-1
Plays-Yards	74-348	74-261

2001 Liberty Bowl
Louisville - 28 BYU - 10
Dec. 31, 2001 • Memphis, Tenn.

	1	2	3	4	F
BYU	0	7	3	0	10
Louisville	7	7	7	7	28

MEMPHIS, Tenn. - The No. 23-ranked Cardinals made an impressive statement to cap one of the most successful seasons in school history with a 28-10 pounding of No. 19 Brigham Young in the AXA Liberty Bowl.

The Louisville defense, ranked 10th in the nation in points allowed, held the nation's highest scoring offense (46.8 points per game) 14 points below its previous low. So it was only fitting that the Cardinal defense came up with the biggest play of the game. Zek Parker had returned the opening kickoff 70 yards to the BYU 22 to set up the Cards' first score, with Henry Miller carrying it in from the one yard line. Then the Cougars scored on a trick play, a lateral to lineman Dustin Rykert for a 10-yard touchdown to make it 7-7 midway through the second quarter.

Deion Branch had three catches in the next Cardinal drive, including a 34-yard touchdown that put Louisville ahead 21-10 with 4:15 remaining in the third quarter. Safety Curry Burns had one of the best games of his career with nine solo tackles and two pass break-ups.

Category	LOU	BYU
First Downs	17	17
Rushing Yards	37-58	32-84
Passes	19-28	18-38
Passing Yards	228	192
Plays-Yards	65-286	50-276

BOWL RECAPS

2000 Liberty Bowl Colorado State - 22 Louisville - 17 Dec. 29, 2000 • Memphis, Tenn.

	1	2	3	4	F
Colorado State	3	13	3	3	22
Louisville	7	3	0	7	17

MEMPHIS, Tenn. - In the only bowl game of the 2000 season that featured a pair of conference champions, the Mountain West champs - the Colorado State Rams bulld their way to a 22-17 win over the Louisville Cardinals, Conference USA champions.

More than 25,000 UofL fans braved wind chills in the single digits and saw the Cardinals jump out to a 10-3 lead early in the second quarter. Sophomore quarterback Dave Ragone connected with little-used wide receiver Damien Dorsey on a 58-yard scoring play and got three more from the right foot of placekicker Nate Smith. The Rams battled back late in the first half getting a pair of touchdowns on the ground from Cecil Sapp and Frank Rice. Sapp would go on to earn game MVP honors after a 160-yard performance.

Armed with a 16-10 halftime lead, the Rams would bump the score to 19-10 after the second of three C.W. Hurst field goals, a 21-yarder early in the third quarter. UofL pulled within two at 19-17 when Ragone connected with Deion Branch on a 14-yard scoring play with 13:35 left in the game.

For the day, Ragone completed 24 of 37 throws for 321 yards in winds up to 30 miles per hour. Branch set a Liberty Bowl record with 10 receptions for 170 yards and a score.

Category	CSU	LOU
First Downs	22	17
Rushing Yards	157	76
Passes	13-28-1	24-37-0
Passing Yards	158	321
Total Offense	315	397

1999 Humanitarian Bowl Boise State - 34 Louisville - 31 Dec. 30, 1999 • Boise, Idaho

	1	2	3	4	F
Louisville	17	7	0	7	31
Boise State	14	7	6	7	34

BOISE, Id. - Freshman Brock Forsey rushed for 152 yards and helped Boise State, in its fourth season since moving up from Division I-AA, to a 34-31 victory Thursday over Louisville in the Humanitarian Bowl.

UofL drew first blood less than three minutes into the game when senior Jon Hilbert split the uprights from 40 yards out to give the Cards a 3-0 lead. BSU quarterback Bart Hendricks sprinted in from three yards out to give the Broncos a 7-3 advantage, but UofL would strike back less than two minutes later as senior quarterback Chris Redman hit Arnold Jackson with a 54-yard scoring pass. The NCAA's all-time leader in passes attempted and completed, Redman would close his historic collegiate career by completing

26 of 47 throws for 314 yards and two scores.

Following a Hendricks TD pass, junior Zek Parker returned the ensuing kickoff 91 yards for a score as UofL seized the lead back at 17-14. Parker's TD return was his third of the season. The two clubs matched touchdowns in the second stanza with Damien Dorsey catching his first pass as a collegian to give UofL a 24-21 lead at halftime.

Category	LOU	BSU
First Downs	22	28
Rushes-Att-Yds	38-237	33-221
Passing Yards	255	376
Passes Cmp-Att-Int	18-27-3	33-21-0
Plays-Yards	56-492	66-597

1998 Motor City Bowl Marshall - 48 Louisville - 29 Dec. 23, 1998 • Detroit, Mich.

	1	2	3	4	F
Marshall	7	14	17	10	48
Louisville	0	21	0	8	29

DETROIT, Mich. - Marshall scored 24 unanswered points to take control of the second annual Motor City Bowl, 48-29. The loss, however, could not dampen the metamorphosis of the Louisville football team during the 1998 season. UofL held serve with Marshall through the first 30 minutes holding a 21-21 deadlock with the Thundering Herd behind the offense of junior running back Leroy Collins and quarterback Chris Redman.

Redman completed 35 of 56 throws for 336 yards and a second-quarter TD to Charles Sheffield. The outing was a fitting end to a junior season which saw him finish second nationally in total offense and become the 13th quarterback in I-A history to throw for 4,000 yards. Collins found the end zone three times in the bowl loss to cap a recordsetting season. The junior college transfer hit paydirt 19 times during the regular season to break Lenny Lyles 40-year-old mark. Herd quarterback Chad Pennington set virtually every MCB record completing 18 of 24 passes for 411 yards and four touchdowns as Marshall exploited an injury-riddled UofL defense.

Category	MU	LOU
First Downs	27	26
Rushing Yards	202	66
Passes Cmp-Att-Int	18-24	34-54
Passing Yards	411	336
Total Offense	613	402

1993 Liberty Bowl Louisville - 18 Michigan State - 7 Dec. 28, 1993 • Memphis, Tenn.

	1	2	3	4	F
Michigan State	7	0	0	0	7
Louisville	3	0	0	15	18

MEMPHIS, Tenn. - The 1993 Cardinals put a cap on an 8-3 regular season with an 18-7 victory over Michigan State at the Liberty Bowl. Howard Schnellenberger's squad registered the first win ever by the Cardinals over a Big Ten foe.

The conditions were hardly ideal for an aerial display, but quarterback Jeff Brohm checked in with one of the gutti-est efforts in the history of Cardinal football. Brohm, playing with two steel pins and one steel plate in the index finger of his throwing hand completed 19-of-29 passes for 197 yards and a touchdown amidst 20-degree temperatures and freezing rain. Most of that courage was shown in the fourth quarter. Entering the final frame, Louisville trailed 7-3. With 12:05 remaining, Brohm connected on a 25-yard strike to Reggie Ferguson to put the Cardinals in front for good. Just over three minutes later, it was the defense's turn to make a big play.

Pinned back to their one-yard line, the Spartans were merely looking to get some breathing room for their offense. Running back Craig Thomas took the handoff and was immediately met by All-American defensive end Joe Johnson and reserve linebacker Tyrus McCloud for a safety.

Category	MSU	LOU
First Downs	18	20
Rushing Yards	114	172
Passes Cmp-Att-I	15-28-1	19-31-0
Passing Yards	193	197
Total Offense	307	369

1991 Fiesta Bowl Louisville - 34 Alabama - 7 Jan. 1, 1991 • Tempe, Ariz.

	1	2	3	4	F
Louisville	25	0	7	2	34
Alabama	0	7	0	0	7

TEMPE, Ariz. - Playing in its first bowl game in 13 years, the Louisville football team felt it had something to prove at the 1991 Fiesta Bowl.

The squad proved its point to the tune of a 34-7 thrashing of Alabama. The Cardinals came out on all cylinders, scoring 25 points in the first quarter. Browning Nagle tossed two long touchdown passes and Ray Buchanan recovered a blocked punt for a touchdown. Nagle threw for a Fiesta Bowl record 451 yards, including 223 during a 25-point first-quarter explosion. He completed 20-of-33 passes and had three scoring passes. Alabama's offense did not experience much more success. For the game the Tide rolled for just 189 yards of total offense. UofL defensive back Ray Buchanan was tabbed as the game's defensive most valuable player.

Category	ALA	LOU
First Downs	10	25
Rushing Yards	95	113
Passes Cmp-Att-Int	12-35-2	21-39-3
Passing Yards	94	458
Total Offense	189	571

1977 Independence Bowl
Louisiana Tech - 24 Louisville - 14
Dec. 17, 1977 • Shreveport, La.

	1	2	3	4	F
La. Tech	21	3	0	0	24
Louisville	7	0	7	0	14

SHREVEPORT, La. - The 1977 Louisville team, coached by Vince Gibson, ended a seven-year bowl drought, and took a 24-14 setback from Louisiana Tech at the Independence Bowl.

Louisiana Tech, the Southland Conference champion, took the thrill out of the trip for UofL, handing the Cards a 10-point loss. Kevin Miller provided the spark offensively for UofL, electrifying the crowd with a 60-yard first quarter punt return for a touchdown.

In the third quarter, Miller scored again on a 13-yard run to cap a 13- play, 58-yard scoring drive. Tech quarterback Keith Thibodeaux, the offensive player of the game, countered Miller's heroics with two touchdown passes. Miller nearly came up with another TD, but he mishandled a pass in the end zone from Stu Stram.

Category	LT	LOU
First Downs	25	11
Rushing Yards	48	100
Passes Cmp-Att-Int	19-39-2	9-23-1
Passing Yards	287	61
Total Offense	335	161

1970 Pasadena Bowl
Louisville - 24 Long Beach St. - 24
Dec. 19, 1970 • Pasadena, Calif.

	1	2	3	4	F
Louisville	14	7	3	0	24
Long Beach State	7	7	2	8	24

PASADENA, Calif. - In 1970, the University of Louisville's Missouri Valley Conference Championship team tied Long Beach State 24-24 at the Pasadena Bowl to close the season. Long Beach trailed Lee Corso's Cardinals almost the entire game after John Madeya scored a pair of touchdowns.

On the strength of a safety and some nifty running by fullback Leon Burns, LBSU managed to forge a fourth-quarter tie. A strange play near the end of the game had the Louisville faithful thinking they just might secure a victory. Madeya threw a screen pass to tailback Tom Jesukaitis, who was supposed to go out of bounds. Instead Jesukaitis put the ball in the air again, throwing a pass to Cookie Brinkman who went in for a touchdown.

Category	LBSU	LOU
First Downs	16	20
Rushing Yards	243	210
Passes Cmp-Att-Int	9-17-1	12-23-1
Passing Yards	148	90
Total Offense	391	300

1958 Sun Bowl
Louisville - 34 Drake - 20
Jan. 1, 1958 • El Paso, Texas

	1	2	3	4	F
Louisville	7	14	7	6	34
Drake	7	7	0	6	20

EL PASO, Texas - The University of Louisville made its first bowl appearance Jan. 1, 1958, as Frank Camp's squad battered Drake 34-20 in the Sun Bowl.

The victory over the Drake Bulldogs capped a near-perfect season for the Cardinals. UofL finished with a 9-1 record. Louisville's squad was headed by Lenny Lyles, the nation's leading rusher. Unfortunately, Lyles went down in the first quarter with an injury. He managed just six yards on two carries.

In Lyles' absence, Ken Porco and Pete Bryant stepped forward offensively. Porco ran for a game-high 119 yards on 20 carries. Bryant added 80 yards on 14 carries, while also tossing a 20-yard scoring pass.

Category	DRAKE	LOU
First Downs	16	14
Rushing Yards	176	228
Passes Cmp-Att-Int	10-33-0	6-10-0
Passes Int.	1	0
Passing Yards	140	148
Total Offense	316	316



2019 SEASON CLIPPINGS

Date: Dec. 8, 2019

Publication: WDRB.com, Eric Crawford

Title: NEXT STOP: NASHVILLE

Under Satterfield, Louisville climbed charts quickly to land in Music City Bowl

LOUISVILLE, Ky. (WDRB) – Two years, minimum. That was the consensus on how long it would take the University of Louisville football program to get back to a bowl game after the 2-10 disaster of a season in 2018.

Flipping (or scrolling) through the preseason expectations is a healthy exercise if you want a proper perspective of Sunday's announcement that the Cards will head to the Music City Bowl in Nashville to face Mississippi State on Dec. 30 (4 p.m., ESPN).

After last season, had the Louisville football program been a country song, the Cardinals would've lost their girl, their dog and their pickup truck.

Athlon Sports said Louisville was, "primed to miss the bowl scene in back-to-back seasons." SB-Nation judged that first-year coach Scott Satterfield, "has a low bar to clear . . . just cover the spread a couple of times, and that will be a sign of progress."

When Satterfield arrived in Louisville, there were eight scholarship offensive linemen. He found no tight ends. He was shocked, but he worked his plan.

And there's a new tune playing around the Cardinals' complex: Nashville, here we come.

I asked Satterfield about those low expectations on Sunday, after Louisville's bowl announcement, and he broke into a smile.

"You sit back and think about it, it's really incredible what's been accomplished this year," Satterfield said. "When I got here last year, right about this time, when we had the press conference, to right now, what a difference a year makes. We've come a long way, there's no question about it. You can ask our players, every one would say the same. We lost a lot of guys that I didn't even know, really, from the last time they played last fall to when we started spring ball. Twenty guys who were not a part of our team this year. So there was a lot of turnover, a lot of change, but to be able to win seven is incredible."

The Cardinals didn't just get bowl eligible, they won 7 games in the regular season, five of them in the ACC, two of those against teams who were nationally ranked at some point. Satterfield was rewarded with the ACC Coach of the Year award for his efforts.

"It was a great honor," Satterfield said of the award. "I grew up in Durham, right there by Duke and UNC and N.C. State and Wake Forest, and as a little kid, you just loved sports and football and playing. I never dreamed that one day I'd be ACC Coach of the Year. It's an incredible honor for me personally, but it speaks to what our whole staff has been able to do here. . . . Dabo (Swinney) down at Clemson is surely deserving of the award. There's no question what he's done. Bronco (Mendenhall of Virginia), there's a lot of great coaches who could've gotten this award, so it's an honor for me to be recognized in that way. . . . It's something we can build off of in this program."

That building will start with trying to figure out a way to beat Mississippi State in the Music City Bowl.

Louisville's opponent was up in the air for a while. Just after 3 o'clock, national outlets began re-

porting that Louisville would face Tennessee in the Music City Bowl. But behind the scenes, sources told several outlets that UT and the Gator Bowl had a mutual interest in each other for the game in Jacksonville, Fla., so Mississippi State was moved into the Music City Bowl, Kentucky was bumped from the Gator to the Belk Bowl and UT wound up in Jacksonville.

Regardless, Satterfield says he doesn't know a great deal about the Cardinals' bowl opponent. The Bulldogs, however, are no stranger to the program. Mississippi State beat the Cardinals in the last bowl the program played in, the 2017 TaxSlayer Bowl. The Bulldogs also beat Louisville in the NIT and in the women's Four in the same calendar year.

The Bulldogs salvaged a .500 record when they beat rival Ole Miss 21-20 in their season finale. They've won three of their past four after a four-game losing streak in conference play in the middle of the season.

Satterfield said he's just excited to head back to Nashville. The Cards already played in Nissan Stadium once this season – a victory over Western Kentucky.

"We had a good experience there," Satterfield said. "It's a really good venue, a nice stadium, a great city. A lot of entertainment. It's very close to us, just 2 ½ hours away, so our fans will be able to get down there. And I think it should be a great atmosphere. . . . It should be an awesome week."

Players will return to campus on Tuesday. Satterfield has been on the road since his team's regular-season ending loss to Kentucky a little more than a week ago. He said he's looking forward to getting the players back, and building more positive momentum.

"As coaches, we've got to be able to build off this," he said. "Everybody we've talked to all week recruiting, they're so fired up. All these guys, I think 21 of them, were committed before we played our first game. Now to go back into their homes, having had the year we had, they're so excited, from what they saw last spring and summer can't believe it."

After the year Louisville has had, Satterfield has picked up plenty of believers.

Date: Dec. 5, 2019

Publication: WDRB.com, Rick Bozich

Title: Satterfield gets what he earned: ACC Coach of the Year

LOUISVILLE, Ky. (WDRB) -- Dabo Swinney has won two national championships at Clemson and is itching to deliver a third.

When North Carolina football was looking for a coach who could make its football program competitive again, the Tar Heels looked past Scott Satterfield to Mack Brown.

Justin Fuente (Virginia Tech), Willie Taggart (Florida State) and Bronco Mendenhall (Virginia) were touted as Rising Stars at various points of their careers.

Those guys were among the favorites when the race for Atlantic Coast Conference coach of the year began last fall.

Those five guys as well as eight others. On Thursday morning the award went to the guy who

earned it -- Scott Satterfield of Louisville.

He bumped Cardinals from two wins to seven.

He directed Louisville to five victories over teams that squashed the Cardinals a year ago.

And, most importantly, he changed the outlook and vibe of the entire program from hopelessly discouraged to relentlessly upbeat.

The 46 media members and 14 ACC coaches who voted got this decision absolutely correct, honoring Satterfield for leading Louisville to a 7-5 season and a bowl trip that will be awarded Sunday.

With 23 first-place votes, Satterfield finished six ahead of Mendenhall, who coached Virginia to its first ACC Coastal Division title (despite a loss to Louisville). The other legitimate contender was Swinney, with 15 votes.

Hey, if Swinney wins his next three games, he might be national coach of the year. You can make that argument. But today, in the ACC, the argument is not as strong as the one for Satterfield. His team was overwhelming consensus pick to finish last in the ACC Atlantic Division.

The Cardinals finished second (7-5 overall, 5-3 in the league), handling Virginia, Wake Forest, Syracuse, Boston College and North Carolina State, five teams that defeated Louisville by a combined 136 points last season.

Some coaches get head coaching opportunities because of who they worked for, especially if there is a connection to Nick Saban, Urban Meyer, Bob Stoops or Jim Harbaugh on their resume.

That was not what attracted U of L athletic director Vince Tyra to Satterfield after former U of L quarterback Jeff Brohm decided to stay at Purdue. Tyra loved the work that Satterfield did making Appalachian State the program to fear in the Sun Belt Conference.

Tyra loved Satterfield's roots in ACC country. And he loved Satterfield's personality.

Satterfield is not a chest-pounder, dictator or a master of one liners. If you pinned a microphone on Satterfield on the sidelines you wouldn't have to bleep out 75 percent of the things that he says.

He's just a solid, dependable, determined guy who walked into the most toxic situation in college football a year ago and made it a fun, productive place.

Near the end of Bobby Petrino's final season, Louisville football players were excited about two things -- getting to the last game and putting their names in the transfer portal.

Satterfield changed that. Month by month. Day by day. Encounter by encounter.

He earned the players' respect but he also earned something more important -- their trust. They stopped dreading going to the football complex. They discovered the joy of being motivated by encouragement, not fear.

This is the one way long-time U of L staff member explained it to me last spring:

"I learned that all the players had different first names. Until Scott got here, I thought everybody's first name was f\$#*&%g."

It worked. From the first snap.

A Louisville team that was favored to be buried by Notre Dame on Labor Day evening was not buried. The game was close for a half before the Irish

won 35-17. That, for the record, was a Notre Dame team that finished 10-2.

Satterfield said that was when he realized he had a locker room full of guys who believed in the path he set. It showed.

The Cardinals won a road game they weren't supposed to win against Wake Forest and then backed it up by running the ball for 227 yards to beat Virginia.

Those two wins were as good as any victories by an ACC team not named Clemson.

Yes, there were burps against Miami and Kentucky. It was Year One. The roster had major holes. Satterfield has only begun to collect more players and install his culture.

A year after Louisville football appeared to be facing a substantial rebuild, the Cardinals have direction, adrenaline and enthusiasm.

For that, you can credit the ACC coach of the year.

Date: Nov. 30, 2019

Publication: WDRB.com, Eric Crawford

Title: WET AND WORN DOWN

After loss to UK, Louisville is worn down, but finishes with heads up

LEXINGTON, Ky. (WDRB) – Football is a game of size, speed and numbers. You might get away with not having one of those, but if you're outgunned in all three, you have a problem.

Saturday in Kroger Field, the Louisville football team had a problem. This is a Louisville team that has overachieved all season. It is a team that has been brilliantly coached, and has been marked by character, resilience and effort. It has not been a team long on talent. It has some talented players, but not a roster full of them. That's just how it is.

Louisville played with Kentucky for a half, just like it played with Notre Dame for a half, just like it played with Clemson for a half. But in the second half, the numbers, size and speed won out, and Kentucky was celebrating with a 45-13 victory.

"Man, just a tough day for the red team out there today," Louisville coach Scott Satterfield said. "I think the first half, our guys battled well. . . . Second half, just could never get anything going, and just kind of got wore down, really. Bottom line, got worn down by their offensive line and defensive line, quite frankly. I think they dominated the line of scrimmage in the second half and I think that was obviously the difference in the game."

Kentucky ran for 517 yards. There's not much more analysis needed. Louisville knew Kentucky was going to run. Kentucky ran. Louisville couldn't stop the run. Good night, everybody!

And before someone stops me and reminds me that this Kentucky team probably isn't one that should be mentioned in the same breath as teams like Notre Dame and Clemson, I agree. It's a team that hadn't beaten an FBS team with a winning record until it beat Louisville on Saturday.

So Kentucky is what it is, a team making the best of its situation, and making it better every week, in fact. Louisville defensive lineman G.G. Robinson said of UK's offensive front, "They're up there with the best (offensive) lines we've played all season."

Louisville offensive lineman Mekhi Becton said of the defensive front: "Those guys are really big and good players. We couldn't cut the back side off and that's what hurt us. Their nose guard was making a whole lot of trouble this game. I feel like that affected us the most."

The Cardinals moved the ball to start the game. But as it wore on, they simply wore down. Satterfield faked a punt in the first half, and that cost the Cards a field goal. The defense was respectable in the first half, and Stoops seemed strangely conservative, until he went for it on first down late in the half, and Louisville got the stop, then scored two plays later to go in down just 17-13 at the break.

But Louisville wouldn't score again, and things would get out of hand quickly, as Kentucky QB Lynn Bowden ran wild in the second half, finishing with 234 yards and four touchdowns on the ground.

"He's a good athlete, a good player," Satterfield said. "I think for them, it starts up front. Their offensive line is very, very good, solid, one of the better lines we faced all year. They work well together. They're big. They're strong. Then what it ends up doing is putting one guy on the quarterback. He was able to get away several times today."

Louisville linebacker Dorian Etheridge said of Bowden, "You just have to give credit to them. They have a really good running game. They blocked extremely well and we didn't tackle well. . . . (Bowden) is extremely slippery. He's just one of those guys that you have to wrap up . . . and we didn't do a good job of that today."

Louisville got 142 yards rushing and a 6.5-yard average from Javian Hawkins, a bright spot. The freshman notched his seventh 100-yard rushing game on the season, tied for third-most ever by a Cardinal. The first two spots are held by a guy named Lamar Jackson. He ends the regular season with 1,420 yards, fourth-best ever at U of L.

After the game, Satterfield chatted with Stoops briefly, and appeared to talk a bit about the L's Down gesture. Stoops wouldn't elaborate on the talk after the game, though he did say his program respects Louisville and that Satterfield is "a good man and a good coach."

"I don't know if an L's Down is going to offend them," Stoops said. "There's going to be a lot worse in this rivalry over time."

There are two ways to look at this. One, is that in the current climate of respecting others and not denigrating entire cities full of people, you don't want to do that kind of thing. Clearly, it is endorsed by UK's coaches and administration.

My own view is, it's a rivalry. It's one of those things. And if you don't like it, your option is to win the game. WKU fans were flashing L's down at the beginning of Friday's basketball game with Louisville in Nashville. After a double-digit loss, I didn't see any.

I know in say, the Big 12, for example, officials will throw a penalty for an unsportsmanlike taunting penalty if a "horns down" sign is directed at Texas players or coaches.

It all seems a bit silly. To me, it's distasteful. If one side has to denigrate the other to enjoy a win, it's a shame. But historically, that's part of the fun of winning, and I do understand that, and I see it on both sides. Nobody, anywhere, has a monopoly on it.

In the end, the best way to stop it is to win.

For Satterfield and the Cardinals, a 7-5 regular season record is an amazing accomplishment. A 5-3 mark in the ACC and a bowl destination is better than 90 percent of the nation expected. That was Satterfield's message to his team afterward.

"I told our players that one game doesn't define us for the season," he said. "We've had a very solid year. We've grown a lot from January to right now. But I told them, when you go through tough times, you go through adversity like this, you've got to learn from it. You have to taste it in your mouth. You have to carry that on, particularly these young guys who are coming back as we go through the offseason . . . and let it propel you to work harder. . . . You know I hate this for the seniors, to go out like this against this team. But for the young guys, you have to learn from it and grow."

Date: Nov. 24, 2019

Publication: Courier-Journal, Cameron Teague Robinson

Title: Louisville seniors end Cardinal Stadium career on top after dismal season a year ago

Locker room parties have become a staple of the Louisville football program this season.

Coach Scott Satterfield loves them, he looks at it as a deserved celebration after each win. And there have been seven of them, now, after the Cardinals defeated Syracuse 56-34 on Saturday to move to 7-4 on the season and 5-3 in the ACC.

But when the football team walked into the locker room for the party Saturday evening, there was a present for each senior. Each received a decorated ball with the player's name and the date of the Syracuse game.

Commemorative presents for seniors aren't something new that Satterfield's staff brought to the football program, for example last year the seniors got jerseys. But this senior day was a special one not only to Satterfield, but all 26 seniors that were honored.

After a dismal 2-10 season a year ago, Louisville's seniors are going out as winners. The Cardinals (7-4, 5-3) clinched second place in the ACC Atlantic Division, a winning record in the conference and overall.

It's a complete turnaround from the struggles they went through a year ago.

"In the locker room on that December day when I met them, where they are now, the joy on their face means the world to me," Satterfield said. "They'll forever be remembered as winners."

But to know these seniors is to understand that last year doesn't completely define who they are. The oldest seniors, guys like Amonte Caban, G.G. Robinson and Khane Pass, have been on the roster since 2015. They've been to three bowl games and will make it four this season.

But the sting of that season made clinching bowl eligibility against NC State feel better, and it makes a senior day better as well.

"Last year was so bad you don't even remember that (the previous bowls)," Caban said. "Given that they (Syracuse) blew us out last year, and we come

back and beat them this year. We pretty much beat almost everybody that we lost to so it's definitely real special."

It's more than just the seniors who understand the importance of the game. The coaching staff has spoken to the team all week about sending the team out with a win.

They have been key to Louisville's turnaround this season. Though underclassmen like Tutu Atwell, Hawkins and Micale Cunningham claim the headlines, the seniors' effect can't be understated.

"Since Day 1 they been there. Meetings, leading by example," Atwell said. "They are always there for us, all the young guys."

Twenty-six were honored on Saturday, but Satterfield said only about 10-to-12 played in the game. Of those who played, Seth Dawkins and Jordan Davis scored touchdowns.

Davis is a good example of a player who has made an impact on the team, despite having less minutes. Before the season, Davis was projected to be the starting tight end, but he was suspended for the year's first two games because he was on academic probation.

Saturday was just his third catch of the season and his first touchdown reception, but if you ask the coaching staff, his name will come up as a vital piece to the puzzle.

"He's worked his tail off, he's not been any kind of a problem or issue for us since we've been here," Satterfield said. "All he's done is work. He didn't complain whenever he wouldn't get his number called as much."

Louisville's seniors haven't had the perfect career. They went through ups and downs, just like many other athletes, but after a historically bad season a year ago, they are crucial pieces to the rebuild.

If Satterfield is the engine to the turnaround, then the seniors are the spark plugs. And they got the perfect cap to their time at Cardinal Stadium on Saturday.

Date: Nov. 24, 2019

Publication: Courier-Journal, Cameron Teague Robinson

Title: What we learned from Louisville football's win over Syracuse in Cards' ACC finale

Louisville football left nothing in doubt in Saturday's ACC finale against Syracuse.

The Cardinals defeated the Orange 56-34 and never trailed in the game. The offense was virtually unstoppable throughout the contest, which was its best rushing performance this year.

Louisville tallied 608 total yards in the game, with 238 passing and 370 on the ground. The game was very similar to the Cardinals performance against Wake Forest when Louisville ran for 295 yards and threw for 225 yards.

Saturday's win against Syracuse reiterated how good the Louisville offense can be when it is balanced and successful in both facets of the game. Tutu Atwell had 152 yards and two touchdowns on five receptions, including a 90-yard touchdown catch that put him over the 1,000-yard mark for the season, becoming Louisville's first 1,000-yard receiver since

Harry Douglas in 2007.

Javian Hawkins, who ran for 233 yards in the game, broke the single-season freshman rushing record and became the first freshman to run for 100 yards or more in six games.

While the Louisville offense was dominant, the defense struggled to contain Syracuse, especially in the second half.

After leading 28-10 in the first half, the Louisville defense began to falter. Syracuse scored 24 points in the second half and averaged nearly nine yards per play. Louisville allowed 261 rushing yards in the game.

Still, when Louisville needed a stop most, it got it. The Cardinals forced back-to-back turnovers on downs in its own territory, helping them win the game.

The win locks up second place in the Atlantic Division for the Cardinals, meaning regardless of the Kentucky result on Saturday, they will likely get a Tier One bowl bid. Bowl announcements will not be made until Dec. 8, the day after the conference championship games are played.

Here's what we learned from the game:

Louisville's rushing defense needs major work before meeting Kentucky

Louisville gave up 261 rushing yards to a Syracuse offense that was averaging 140 coming into the game.

The Orange tallied 510 total yards in the game, but the Louisville defense was particularly bad in the third quarter. The Cardinals gave up 17 points in the quarter and 318 in the entire second half.

Coach Scott Satterfield refused to use fatigue as an excuse.

"It's just doing your job is the bottom line," Satterfield said. "And making plays when it's your turn. It seemed like we missed some tackles in those drives there, you have to make some tackles and fit it right. It wasn't fatigue. They were feeling good."

The Syracuse offensive line is one of the worst in the conference, but that didn't stop the Orange from creating large holes all game long. The biggest example was the 45-yard touchdown run by Moe Neal in the third quarter. He went untouched through the middle of the field and nearly walked into the end zone.

Louisville had just two sacks, as well, against an Syracuse offensive line that has allowed the second-most sacks in the country.

Louisville's run defense is much improved from a year ago. It's giving up 100 less yards per game, but that's because it couldn't get much worse. Despite its shortcomings, the Cardinals have found ways to win most of its shootouts because of an explosive offense.

The wins don't hide the mistakes made on the defensive end, though, and Satterfield knows that.

"We have to get in our gaps and make plays," Satterfield said. "We have to continue to get better. We have a long way to go in that regard, we aren't where we need to be and they know that. They are working hard at it, the players and the coaches."

Louisville's defensive effort will need to improve for next week's matchup with Kentucky. The Wildcats (6-5) ran for a school record 465 yards against UT Martin on Saturday and have a nonexistent passing game with Lynn Bowden at quarterback.

Future is bright for Louisville playmakers

Both Atwell and Hawkins continued their impressive seasons, moving up the record books.

Hawkins' eclipsed the 200-yard mark for the first time in his career, and Syracuse had no answer for Atwell. Both will be All-ACC honorees, and the good thing for Louisville, they are both underclassmen.

But there's more for the Louisville offense returning.

Micale Cunningham, who was 11-of-20 for 238 yards with five touchdown passes and one interception, was impressive once again and is just a redshirt sophomore. His quarterback rating in the win was 227.5. His passer rating is 198.74 on the season, though he doesn't qualify for the stat leaderboards, he would lead the ACC in passing efficiency and be fourth nationally.

Then there's also Hassan Hall, the Cardinals' all-purpose weapon.

Hall, a sophomore, ran for 71 yards in the game and had one touchdown, but he also added 142 yards in the return game. With those four and the likely return of wide receiver Dez Fitzpatrick next year, along with growth from tight end Marshon Ford, the Cardinals are likely to build on an explosive season.

There's still more to play for this season, but through 11 games, the Cardinals have shown that they have plenty of youth and speed on the field.

"We have a lot of good skill players coming back and a lot of production," Satterfield said. "It's fun. We still have a couple games left, but it will be fun in the offseason to watch these guys continue to grow and develop these guys."

Still, Louisville needs to build depth across the offensive during the offseason. That's a topic for another day, though.

Hall reminds many he is one of the best returners in the country

Hall has been largely quiet since getting injured before the second bye week, but he had a big day against Syracuse.

He averaged 8.9 yards rushing, but more than anything, he showed that he's still one of the best kick returners in the country.

The Atlanta native entered the game third in kick return average and added to his total with 142 yards and 36 yards per return in the win.

Louisville's special teams game has struggled at times this season, but Hall adds another dimension to the game. Saturday marked the third time this season he went over 100 yards on special teams.

Date: Nov. 23, 2019

Publication: WDRB.com, Eric Crawford

Title: FLOODGATES OPEN

Louisville provides Senior Day fireworks — and drama — in 56-34 win

LOUISVILLE, Ky. (WDRB) — This crazy game. Louisville did whatever it wanted to do on offense, did a whole bunch of things it did not want to do on defense, but, in the end, powered its way to a remarkable seventh victory in Scott Satterfield's first season, 56-34 over Syracuse.

It was the fifth time this season Louisville has taken down a team that beat the Cardinals by double

digits a year ago. It was this kind of day: Every Louisville player who carried the ball, caught a pass or threw the ball, scored a touchdown.

"I'm so proud of these guys and so happy for these seniors," Satterfield said. "They guaranteed a winning season and a winning season in the ACC, and that's a huge accomplishment. These seniors who stuck with us this year, a lot of them probably didn't get to play as much as they'd like. . . . The resilience this club showed, that's the biggest thing we're proud about."

Sophomore quarterback Micale Cunningham completed only 11 passes, but five were for touchdowns, including a 90-yarder to Tutu Atwell in the first half — his NCAA-leading sixth TD pass of 70 or more yards.

The Cards led 28-10 at half, then running back Javian Hawkins provided the knockout blow in the second half with a pair of 44-yard runs, one of them for a touchdown. He carried for 233 yards on 23 carries in the game, his sixth game of over 100 yards rushing, making him the first U of L freshman ever to accomplish the feat.

Louisville averaged 10 yards per play in the game. Cunningham averaged 21.6 yards per completion. Hawkins averaged 10.1 yards per rush.

"That's obviously a very, very good football team and they deserve to be exactly where they are at," Syracuse coach Dino Babers said. "It's really old-school football. It's almost like running the wishbone out of the shotgun."

It's a different defense from what Louisville used for the better part of three seasons with Lamar Jackson.

"They are doing something entirely different," Babers said. "This would be closer to what Georgia Tech used to do than what Louisville did with Lamar. Not identical, but closer."

Louisville improved to 6-0 in games when it scores first. The Cards jumped on top 14-3, but Syracuse had too much offense for the Cardinals to put the game away.

And as the Cards added a TD to go up by the final margin, the sparse crowd that remained broke into a chant of "Beat UK."

Louisville pilled up 608 yards of total offense, and gave up 510 to Syracuse.

Atwell caught five passes for 152 yards and a pair of touchdowns. Marshon Ford, Seth Dawkins and Jordan Davis added TD catches for the Cards.

Hassan Hall carried for 71 yards on eight carries and had a TD run. Cunningham ran eight times for 60 yards.

And a senior class that has ridden quite a roller coaster at Louisville gets to go out with a win at home.

"That's all we talked about this week, sending those guys out as winners," Satterfield said. "There's 27 of them out there, and a lot of them are not regular players. But they contributed so much more than just was out on the field. In the weight room and meeting room and how they carried themselves. From that locker room in December to where they are right now, and all they've worked, it means the world to me. They'll forever be remembered as winners, and that's extremely important."

Next up for the Cardinals: Another opportunity to

avenge a double-digit loss from last season. They'll face rival Kentucky at noon Saturday at Kroger Field.

Date: Nov. 18, 2019

Publication: Courier-Journal, Rana L. Cash and Cameron Teague Robinson

Title: Louisville kicker Ryan Chalifoux makes up for misses with a perfect touchdown strike

Is it possible Louisville kicker Ryan Chalifoux's arm is better than his leg?

That may not be the case in the span of his football career, but against NC State on Saturday, it was certainly true. Whether it was faith in his throwing ability or a lack of confidence in Chalifoux's kicking, Louisville coach Scott Satterfield dialed up a fake field goal for the player pressed into emergency action when starter Blanton Creque was lost for the season two weeks ago with a torn anterior cruciate ligament.

At that point in the fourth quarter, Chalifoux had already missed an extra point and a field goal.

That was all forgotten after he pulled off the improbable.

"Coach did say he was going to start practicing him at quarterback this week, so I'm a little worried," quarterback Micale Cunningham joked after the game to the ACC Network.

With the Louisville lead cut to 10 points, Satterfield told the field goal unit to take the field for a 21-yard field goal. Except the play call was for Chalifoux to throw the ball instead.

He connected with Marshon Ford on a 7-yard pass and took a shot to the gut just as he was releasing the ball. He didn't know he threw the touchdown until he lined up for the extra point.

"I didn't know if they were going to review it. I was like, 'Let's go.' I was in a rush," he said.

To top it off, he came right back and kicked his purest extra point of the game to make it 34-17. It was the first pass he'd ever thrown in a game.

He said he'd watched Creque practice the pass countless times and was prepared to make the throw.

"We run that play in practice all the time," he said. "When they call it, you just have to trust your training."

Satterfield admitted he hadn't drawn it up with a scramble to the right included, but the redshirt sophomore converted it anyway.

"We never gave him that look where you have to run to the sideline, hang out for a minute and then throw the touchdown," Satterfield said. "That was incredible. He showed a lot of poise there. That's a player making a play."

Date: Nov. 17, 2019

Publication: Courier-Journal, Cameron Teague Robinson

Title: The turnaround: Why Saturday's win over NC State meant so much to Louisville's players

RALEIGH, N.C. — With bowl eligibility just two minutes away from being clinched, Caleb Chandler and a few of the Louisville football players had an idea.

As a sign of gratitude to their head coach, they wanted to dump a cooler full of ice water on him. But as the clock ticked down people had second thoughts about drenching Scott Satterfield, the orchestrator of one of the biggest turnarounds in the country this season.

"Some people said it was too cold," said Chandler, Louisville's left guard.

Chandler turned to offensive coordinator Dwayne Ledford, who told them to do it.

"It's never too cold," Chandler said Ledford told him.

As the final seconds ticked away in Louisville's 34-20 win over NC State, Chandler and fellow offensive lineman Jean-Luc Childs grabbed the cooler and ran toward Satterfield. Water hit Satterfield's back and then the Carter-Finley Stadium turf on a 33-degree and windy night.

But Satterfield isn't one to get mad about that, especially in that moment. Louisville (6-4, 4-3) had just clinched bowl eligibility.

Saturday's win ensured the Cardinals will play in a bowl game for the ninth time in the last 10 seasons. Defensive tackle G.G. Robinson has seen three of those bowl games, but after last year's 2-10 season, he has a greater appreciation for this level of success.

The struggles of last season weighed so heavy on his mind that at times he didn't feel like he's been to a bowl game.

"It doesn't even feel like I've been to three bowls because of how bad last year was, making me forget I've even been to one bowl," he said. "This is really special to me because of everything we went through last year. It's a testament to all the hard work."

Nobody inside the Louisville football program goes into detail about how challenging last season was, but it was evident on the field. The Cardinals were arguably the worst Power 5 team in the country, going winless in conference play.

NC State, who struggled mightily against the Cardinals on Saturday, beat Louisville 52-10 in Cardinal Stadium last season.

So when the preseason predictions came out, Satterfield and the Cardinals were projected to finish last in the ACC Atlantic Division.

But from the moment Satterfield took the job in December he ignored any outside noise.

"You don't listen to all of that. I think when you listen to that stuff and you buy into all that stuff you start believing in it," Satterfield said. "Whether they pick you to win the league or pick you to finish dead last like we were picked, it doesn't matter. All that matters is that you go out and work every day, show up on game day and putting what you practiced to work."

He instead chose to focus on one thing: Getting the players to trust him.

After the disaster of a 2018 season, it wasn't an easy task, but as the offseason went on he began to chip away. The players warmed up to the staff, while being put through rigorous summer workouts from strength coach Mike Sirignano.

The trust is obvious now, because it has led to vast improvement on the field.

Not many have grown more than Micale Cunningham. The redshirt sophomore quarterback was known as an athletic runner coming into the year, one some thought would be better suited at receiver. Satterfield had no talks with him about switching his position, saying throughout the offseason how much Cunningham has improved.

His completion percentage is up to 63% from 59.7% last year, he's thrown for 1,466 yards and 14 touchdowns to just three interceptions.

But he's not alone.

Tutu Atwell, who has 916 yards receiving and nine touchdowns, has become one of the most dangerous playmakers in the ACC. He's on pace to be one of just six players in program history to record a 1,000-yard season.

The offensive line has stepped up and Javian Hawkins became the first running back since Bilal Powell in 2010 to eclipse the 1,000-yard mark. He's just 3 yards from setting the freshman single-season record for yards.

The offense has already scored more points than it did all last year. Defensively the team has flaws, especially in the passing game, but has shown improvement. Louisville is allowing 175 rushing yards per game, more than 100 yards less than it did a year ago.

Nothing is more noticeable, though, than the Cardinals' ability to handle adversity.

Last season when teams came out and hit Louisville in the mouth, it failed to fight back. That's not something that can be changed overnight.

Throughout the offseason Satterfield told the team he was going to play the 11 players who would give him consistent effort. He didn't care if they were a scholarship player or not, which was evidenced by Satterfield using open scholarships on walk-ons.

One of the best stories of the year might be local tight end Marshon Ford, who was put on scholarship in the spring. He had two touchdown catches against NC State.

Dayna Kinnaird was put on scholarship during fall camp and opened the season as a starting defensive end. He has six tackles and one sack this season.

"Coach (Mark) Ivey especially told us, 'I don't care if you are a walk-on, I'm going to put the guys out there that will give me the most effort on the field,'" Robinson said. "They mean that."

Over the course of the season Louisville began to resemble a team that wasn't going to quit just because things got tough. It became obvious in October when it went 3-1 during the toughest stretch of the season with games against Wake Forest, Clemson, Virginia and Boston College. While the Eagles are still fighting for bowl eligibility, the other three have clinched.

Sirignano has a saying that he tells the team

when it hits adverse situations.

"So what, now what?"

"Say we get in bad field position, 'So what, go make a play,'" Robinson said. "When adversity hits, you have to be able to make a play."

In this case, when adversity hit for the Louisville football program, like it did last year, it "made a play," by hiring Satterfield.

And despite everybody saying that he was in for a long rebuild, Satterfield has Louisville playing in the postseason after just one year, with most of the same players from last year.

Everybody in the Louisville football program knows there's still work to do, even this season with two games left. But after missing out on a bowl game last season, and being doubted for over a year, Saturday was a special moment.

Which is why kicker Ryan Chalifoux will never forget throwing a touchdown on a fake field goal, in this game.

It's why Chandler will always remember being the one to dump water on Satterfield. Just as fast as the water ran off his jacket and on to the turf, Satterfield has turned around the Louisville football program.

"It was amazing just to show him that we love him and appreciate everything that he's done for us since he's been here," Chandler said. "It's his first bowl game too, so you have to get him."

Date: Nov. 16, 2019

Publication: Courier-Journal, Cameron Teague Robinson

Title: Louisville football is bowl eligible after riding second-half effort to win over NC State

RALEIGH, NC — Louisville needed a bounce back performance after its loss at Miami last weekend.

Through the first 30 minutes of Saturday's game at NC State, though, the Cardinals looked like the same team that got routed by the Hurricanes.

But in the second half, Louisville returned to the form so many have seen this season. An opportunistic defense held NC State's offense at bay enough to allow its own offense to connect on a few big plays.

Riding its second-half effort the Cardinals defeated NC State 34-20 and clinched bowl eligibility in the process. Louisville (6-4, 4-3) will return to the postseason after missing it last year for the first time since 2009.

The performance wasn't perfect though. Louisville trailed 10-7 heading into halftime, to a NC State team (4-6, 1-5) that had not led in a game since beating Syracuse on Oct. 10.

Much like the Miami game, Louisville hurt itself with poor penalties and special teams play. The Cardinals had six penalties for 34 yards to go along with a missed 44-yard field goal from Ryan Chalifoux and a 17-yard punt by Mason King that set up a NC State touchdown.

Chalifoux, who is the placekicker in place of Blanton Creque, who tore his ACL, also missed one of his five extra-point attempts.

Louisville looked more like itself in the second

half. Three plays into the new period quarterback Micale Cunningham connected with Tutu Atwell for a 74-yard touchdown play. The Louisville defense forced a turnover on the next possession and two plays later Cunningham found Marshon Ford for a 43-yard touchdown pass.

The Cardinals offense woke up in a major way totaling 211 of its 327 total yards, in the second half, showing the explosive offense it showed all season.

When given the chance, Louisville's receiving options can make plays

Tutu Atwell has been the star of the Louisville offense this season and it's easy to see why. His speed is unmatched and he has strong hands for somebody who weighs just 153 pounds.

But at the same time, Louisville has weapons other than Atwell. At times the Cardinals seem fixated on giving Atwell the ball, but on Saturday the Cardinals spread the ball around.

Atwell led the way with 110 yards on five receptions and had a touchdown, but Dez Fitzpatrick had 72 yards and a touchdown. Louisville also got its tight ends involved as Ean Pfeifer caught his second touchdown of the season, on just his second reception, and Marshon Ford caught two touchdown passes.

"We would love to be able to get all the guys involved," coach Scott Satterfield said. "Tutu (Atwell) has been a mainstay. We know the talent Dez (Fitzpatrick) has, we try to get him the ball a lot. Seth (Dawkins) has been a big guy for us. We felt like the tight ends had an opportunity just because of how much pressure they were bringing."

There were times in the first half when Cunningham struggled to get the ball out quick enough, leading to multiple sacks. He didn't have that problem in the second half and ended the day throwing for 242 yards and four touchdowns, with 134 of his yards came in the second half.

When everybody is getting involved it makes the game easier on Cunningham, too, he said.

"It makes it hard on the defense and makes it easier for me when those guys are running past them and me being able to make those throws it builds my confidence and the team's confidence," Cunningham said.

Louisville's offense has big-play ability in Atwell and it needs to use him. It will continue to use him, but when it spreads the ball around to all of its weapons, the Cardinals offense is hard to slow down.

Even when the run game is slow, like it was on Saturday. Louisville ran for xx yards, the lowest total of the season.

Specials teams continues to struggle

When Creque, the most accurate kicker in program history, went down with an ACL tear against Virginia the kicker position was an obvious worry for many.

Chalifoux filled that spot, missing one extra point against Miami and one against NC State as well. He also missed a 44-yard field goal on Saturday. He might've made up for both of those misses with a fourth-quarter touchdown pass on a fake field goal, becoming the first non-quarterback to throw for a touchdown since 2006.

But it's not just Chalifoux. Louisville's kicking game struggled as a whole on Saturday. Freshman

James Turner sent a kickoff out of bounds in the first half and King had a 17-yard punt, his shortest of the season.

In King's defense he did pin NC State at the 1-yard line late in the fourth quarter, as well.

There was plenty of wind, which Satterfield said he thought played a factor on Saturday.

"The wind was certainly a factor," Satterfield said. "It effected that punt. We put our defense in a bad situation with that right there."

Louisville is going bowling

Not many expected it, but the Cardinals are going to be in a bowl game next month.

Satterfield was tasked with turning around a 2-10 team when he took the job in December. Satterfield was regarded as a strong hire by many experts, but with a win over-under set at three-and-a-half, not many expected the turnaround to happen so fast.

It has.

It's still uncertain what bowl the Cardinals will go to, a lot of that depends on the last two games of the season. In the meantime, Louisville knows it will play in a bowl game, which is more than anybody thought would come back in August.

"It's describable. All of our hard work since January is paying off. We deserve to go to a bowl," G.G. Robinson said.

Date: Oct. 31, 2019

Publication: WDRB.com, Tom Lane

Title: McKenzie keeps Cards' running backs sharp on and off the field

LOUISVILLE, Ky. (WDRB) -- Louisville's run game has gone from 101st in the country a year ago to 23rd nationally this year, and at least part of the success can be attributed to the work of first-year running backs coach Norval McKenzie.

McKenzie had most recently been at Arkansas State but was familiar with the work of Scott Satterfield when he took the job in January. Like all good position coaches, McKenzie does a lot of his work both on the field and in the position room.

"I treat it as a classroom. That's what it is," McKenzie said. "From my playing days, it's still football. It's meeting time, but I think the delivery, the organization and presentation of things, might be different. We all learn differently. It's just about reaching the guys in your room."

"It's critical to have that meeting time in order to prepare for our next opponent as well as develop ourselves and what we need to do better for the next game," running back Maurice Burkley added.

McKenzie, a former running back at Vanderbilt, is often the last to see when one of his guys makes a big run during a game.

"If they score a touchdown, I don't see it until the back end," McKenzie said. "I'm not tracking the ball. The average fan will watch the ball. I'm actually looking at the defense trying to see what front, what blitzes they're bringing. A lot of times, I may not see what happened until I watch the tape on Sunday."

Date: Oct. 28, 2019

Publication: WDRB.com, Eric Crawford

Title: TAKING STOCK / What Satterfield's rapid restoration of Louisville football teaches us

LOUISVILLE, Ky. (WDRB) -- On Saturday, the University of Louisville football team beat Virginia 28-21. I wasn't at the game, didn't see the celebration, couldn't feel the excitement in the stadium, wasn't there for coach Scott Satterfield's post-game comments. But I've been witnessing those things all season.

When the Cardinals scored their first touchdown in the game, they surpassed their point total from all of last season. The remarkable thing about that is that we're talking about virtually the same offensive guys who were on the field last season. But everything else has changed. The outlook. The expectation. The execution.

"Coaching matters," Clemson coach Dabo Swinney said when asked about the turnaround at Louisville this season.

Louisville is two-thirds of the way through its first season under Satterfield. It has five wins, with four games left to play. The Cardinals might win one or more and get to a bowl game. They might lose all four.

None of those outcomes would change some of the things that this season at Louisville has taught us. A quick check of the scoresheet on that count:

1). Intangibles matter. You do this job long enough, and a lot of those words you see on the motivational posters become just words. They are things we write about, but when it comes to making a real difference in real football games, they tend to fade in the presence of talent and speed and scheme.

"Culture," as a rule, is an overrated concept in business and sport. Companies might have culture, but whatever the situation is in your individual department, that's the culture for you. I suspect it's the same with the football team. So when it comes to remaking the feel and vibe around the Louisville program, not only does Satterfield deserve a great deal of credit, but every member of his staff should take an equal share, too.

Beyond that, whatever the staff is doing, it has connected with the players and tapped into that part of them that brings out more.

Charlie Strong did this here probably better than anyone. It's the "run through the brick wall for the coach" feel you get among players. It's a little different with Satterfield. Strong was tough love, which is what the program needed after the Steve Kragthorpe era. After last season, these players needed to be "loved on," as Satterfield said, but they also needed to be able to trust the coaching staff. Satterfield and his assistants won that trust, and the results are evident on the field.

Football is still about pure strength and speed and numbers. But for those of us who get jaded into thinking that some of these old-fashioned intangibles don't matter, a look at this U of L season ought to set us straight.

When players are highly motivated and completely engaged, it matters.

2). Wins are good. Feel-good wins are better. I am not going to pretend for a moment that Louisville fans weren't having fun watching Lamar Jackson run all over defenses. The joy Jackson played with was one of the remarkable things I've seen in my years covering sports.

Jackson had help, but we all have to confess now, he's pretty amazing in and of himself.

For Louisville fans, winning with Jackson felt good, and the program rose higher in public esteem that it had ever been. Full stop.

Having said that, however, when Louisville wins under Satterfield, part of the satisfaction for Cardinal fans is that it is doing so without the veneer of Bobby Petrino's death stare or iron fist or forced smile. There is satisfaction in winning as an underdog, but there is more in winning in a way and with a team you can feel good about without reservation.

This is a tough thing to explain. Maybe I'm way off. But I felt that was something that was in danger of being lost once Charlie Strong departed for Texas. My feeling is that it has returned with the arrival of Satterfield.

3). Resilience is a great thing. Cardinal coaches put up signs all over the Howard Schnellenberger Complex with the word "resilience" in bold letters the week before the Virginia win, but this is not about slogans.

Once things start to go bad, it's difficult to turn them around. In anything. And in college sports, the first thing you generally see is a mass exodus of transfers. And at Louisville, there was some of that. I don't begrudge guys, especially grad transfers, the chance to go elsewhere and try to have a special final season.

But these guys who stayed behind deserve a great deal of credit. Forget about being on the doorstep of a bowl game. Before the season, a great many people wondered -- and with good reason -- whether this team would win a single ACC game. The outlook was not good. Satterfield may not have promised only the Winston Churchill promise of "blood, toil, tears and sweat," but it wasn't far off. At least he threw in some mini-golf and some team parties.

Regardless, these guys went from being a punch line to throwing punches, in a competitive sense. They've earned every bit of respect they've gotten. And they've earned the right to expect even more.

Some of the most powerful stories sports have to offer are the comeback tales, the out-of-the-ashes narratives. Louisville football is enjoying one of its own, much faster than most expected.

4). Walk-ons deserve a chance. Satterfield was a walk-on himself as a quarterback for coach Jerry Moore at Appalachian State. Guys who come out of that background understand that one of the most powerful things in life is opportunity.

When Satterfield awarded three walk-on players scholarships in April, it wasn't just a great day for those players and their families. It was a great day for the other players. I was struck by a comment linebacker Dorian Etheredge made at ACC Media day, talking about the day those three were awarded scholarships.

"That was the best thing that has happened to be since I've been here – and it didn't even happen to me," he said.

One of the guys who caught a T-shirt that said, "FULL SCHOLLY" that day was Jack Fagot – who two games ago was in coverage when he snagged an interception of Clemson quarterback Trevor Lawrence at the goal line. Another guy who caught a T-shirt was tight end Marshon Ford, who has become one of the most valuable members of the offense, both for his blocking and receiving.

Obviously, you'd rather have a roster full of blue-chip recruits. But football is a sport where work over time can produce gems. There are guys all over the country who prove that. Tyler Haycraft, a senior offensive lineman and former walk-on, proves that at Louisville every game.

The Cardinals have more than their share of those guys this season, and they are making an impact.

5). Satterfield is already ACC coach of the year. Louisville might not win another game. I suspect they will, but regardless, given where the program was a season ago, nobody in the league has done a better job than Satterfield and his staff. If he gets the Cardinals to a bowl game, that should lock it up. But even if he doesn't, to take a program from life support to where it is now, with no more depth than he has, and battling injuries at quarterback for much of the season, it's a remarkable job that leaves fans, no doubt, anticipating what comes next.

Date: Oct. 26, 2019

Publication: WDRB.com, Rick Bozich

Title: U OF L 28, VIRGINIA 21

Satterfield magic moves Louisville to brink of bowl eligibility

LOUISVILLE, Ky. (WDRB) — Lamar Jackson is firmly in the discussion for the MVP award in the NFL. He's doing many of the things for the Baltimore Ravens that he did while winning the Heisman Trophy at Louisville.

If I told you before the season that Jackson would return to walk the sidelines for Louisville's game against Virginia Saturday, chances are we would have agreed that his visit would be the story of the game.

Jackson was a story. But he wasn't The Story.

The rousing revival of the Cardinals' football program under Scott Satterfield is The Story after the Cards out-toughed, out-fought and outlasted Virginia, 28-21, at soggy Cardinal Stadium.

With four games to go, you can make two arguments:

*Louisville is the best team not named Clemson in the Atlantic Coast Conference.

*Satterfield is the leader in the clubhouse for ACC Coach of the Year.

After losing nine straight to finish last season 2-10, the Cardinals improved to 5-3 overall and 3-2 in league games. I'm not certain Satterfield's wife and children expected that.

"The coaching brings out the best in you," Louisville defensive back Marlon Character said. "We've just done a whole 360 from last year. We're not the

same team."

"It's hard to win football games," Satterfield said. "To win three football games in the ACC is incredible ... I don't think we're good enough to blow any team out. We have to fight and claw for everything."

This one was a test of which team could tune out the nasty winds as well as the rain, which came and went and then intensified throughout the afternoon.

This was a test of which team would make the fewest mistakes and squeeze the biggest advantage from its special teams.

This one would be decided by which team would play its finest football over the final 30 minutes.

This one was about which team was ready to bloody its nose and run the football with punishing authority.

That team was Louisville, Satterfield's team, which is officially one victory away from bowl eligibility after outscoring Virginia, 21-7, in the second half. If you're looking for some statistics to chew on, use these:

Louisville out-gained Virginia 227-78 running the football. At 5 yards per attempt, the Cards averaged exactly 2 yards per carry more than the Cavaliers.

Through seven games, Virginia had the second-best rushing defense in the ACC, limiting opponents to 96 yards per game. Nobody, not Notre Dame, not Pittsburgh, not Miami, had run for more than 157 yards on Virginia.

Javian Hawkins ran for 136 yards and two touchdowns.

"We've won three ACC games and they've all come down to the last play," Satterfield said. "We like to make it interesting for the sponsors of the ACC Network."

The Cardinals backed up their takedown of ranked and unbeaten Wake Forest by defeating a Virginia team that came to town in prime position to win the Coastal Division of the Atlantic Coast Conference, especially after Pittsburgh started the day by losing at Miami.

But you can add Virginia to a list that already included Wake and Boston College, teams that beat Louisville last season but could not defeat the tougher and more determined product that Satterfield and his staff have developed this season.

"We've got more fight and more leadership," U of L quarterback Micale Cunningham said.

"This team is much better at dealing with adversity," said defensive back Russ Yeast.

"And we fight for each other," said Hawkins. "There's lots of love."

You can argue that Louisville is the second-best team in the ACC. Certainly in the discussion with Wake Forest, Virginia and Florida State.

This game was a slog, a series of body blows, a move and counter move kind of football game. In the second half, Louisville out-gained Virginia 173-144, limiting the Cavaliers to 18 rushing yards on 14 carries.

"I thought the defense played the best they've played all year," Satterfield said.

Virginia scored first, looking every bit the team that had beaten the Cardinals the last two seasons and also made itself the favorite to win the ACC Coastal Division this season.

The Cavaliers went 60 yards in seven plays the

first time they possessed the football.

Louisville did not flinch. Not one bit. The Cards tied it in two plays, the second being a pass from Cunningham that Tutu Atwell turned into a 77-yard touchdown, Louisville's longest scoring play of the season.

Although Virginia scored next to move ahead 14-7 less than five minutes into the second quarter, the Cardinals' defense showed significant growth from last week.

A week ago Louisville slumbered into halftime behind Clemson, 14-7, when the Tigers out-talented the Cards for a 25-yard touchdown pass in the final five seconds of the third quarter.

Not this time.

This time the Cardinals stopped at the Louisville 8 yard line when Chandler Jones intercepted a pass with 50 seconds left in the half.

The second half was different. Virginia failed to score. Louisville scored twice — first on a 2-yard run by Hawkins (who delivered more than 100 yards again), then on a 25-yard run by Cunningham and finally on a putaway 17-yard scoring run by Hawkins.

Virginia got a consolation touchdown with 21 seconds to play. But that was it -- but only after the Cavaliers recovered an onside kick and failed to score in their final three soggy plays.

"That was a huge win for us," Satterfield said. "Those guys were picked to win that side of the ACC."

The Cardinals have next Saturday off, with an extra week to prepare for the final four games of the season.

It should be an interesting push to the finish line. It would be a stretch to call the final third of the season favorable for Satterfield's team because only the Syracuse game (Nov. 23) will be played at Cardinal Stadium.

But as of Saturday at 9 p.m., none of the four opponents — Miami, North Carolina State, Syracuse and Kentucky — had a better record than 4-3.

According to the ESPN Football Power Index, Louisville will only be favored against Syracuse. But the Cards have a win probability between 31 and 37.7 percent in the other three games.

But first an off week, before the Cardinals travel to Miami, which celebrated its best win of the season (and improved to 4-4) by winning at Pittsburgh, 16-12, Saturday.

"We're not going to focus on being bowl eligible," Satterfield said. "We're going to focus on who we're going to play."

Date: Oct. 13, 2019
Publication: Courier-Journal, Cameron Teague Robinson
Title: With win at Wake Forest, Louisville shows its rebuild is far ahead of schedule

WINSTON-SALEM, N.C. — Louisville strength coach Mike Sirignano is an intense person inside the weight room, pushing the Cardinals past their limits.

But he uses more than just his words as motivation. He likes numbers, too.

Each week he puts up a number in the weight room. Before the Boston College game, it was the amount of days since the Cardinals' last ACC win.

This week he had 1,121 on the wall. The players were trying to figure out what it meant until they realized it was the number of days since the Cardinals beat a ranked opponent.

That counter is now back to zero after Louisville's 62-59 win over then-No. 17 Wake Forest on Saturday.

"This is very big, coach Mike and the strength coaches have been screaming that number at us," wide receiver Tutu Atwell said. "It just sunk in and that's a huge number. We tried to get it to zero, and we did that tonight."

G.G. Robinson was one of the few players on the roster for the last time Louisville beat a ranked team. The nose tackle was a redshirt freshman at the time and played in the 63-20 rout of the No. 2-ranked Florida State Seminoles.

Saturday's win was a long time coming for the now-redshirt senior who feels like he's been at Louisville "forever."

"I never even thought about it, but that's a drought," Robinson said.

While the win over Boston College was crucial for the program — just to get in the win column in conference play — Saturday's win was even bigger.

Louisville never trailed on the road against a top-20 team. It was the first top-25 win of Scott Satterfield's career and showed Louisville's "rebuilding year" is ahead of schedule.

He knew the perception the program had entering the year, and now at 4-2 with six games left, a bowl game looks more than realistic — it looks probable.

"If you asked anybody through six games where would Louisville be, if you would've said 4-2, they would've probably laughed at you," Satterfield said.

Neither Rodjay Burns nor Dez Fitzpatrick took the bait after being asked if they think about a bowl game. Both said the team is focused on No. 2 Clemson, who comes to town on Saturday.

But from the start of the season, there was a belief that the same team that went 2-10 a year ago could turn things around and have a successful season. They said it during the preseason, but that was widely considered just normal preseason talk.

"We believed, and our guys believe," Satterfield said.

Need more evidence of Satterfield's trust in his players? With the game on the line, fourth-and-1 from the Wake Forest he put the ball in the hands of his true freshman quarterback Evan Conley.

Conley was asked to make multiple reads. He was expected to either hand it off, run or throw to

Atwell in the flat. The run was covered, as was Atwell. Conley took off for a 41-yard touchdown run that gave Louisville the cushion it needed.

Satterfield never wavered in his trust of Conley in the biggest moment of the young quarterback's career.

"Got a lot of confidence in my guys," Satterfield said.

The offense has been on another level since the bye week, scoring 103 points and tallying 1,184 total yards in the last two games.

Quarterbacks Micale Cunningham and Conley have played well. Conley has had two major clutch moments with a game-winning drive against Boston College and the 41-yard touchdown run on Saturday.

There's still room for Louisville to grow. Its defense has been exposed the last two weeks. After giving up 563 total yards to Boston College, it gave up 668 to Wake Forest, arguably the best offense in the ACC.

When the pass rush doesn't come in, the Cardinals struggle to defend in coverage. But while they may be giving up yards and points, they have forced five crucial turnovers in the last two weeks.

"We know we have to get better defensively and the things we are doing, but let me tell you the last two offenses have been really good," Satterfield said. "We got another one with Clemson, who is maybe better than any of them."

Louisville is far from perfect. But Satterfield, though he likely won't win ACC Coach of the Year if Clemson finishes undefeated once again, has made a statement through the first half of the season.

"What teams are made of is how teams finish seasons so that's all we talk about is how we are going to finish," he said.

In this moment though, a win against a top-20 team, on the road, can't be overlooked.

"I feel like our mindset and focus is becoming stronger," Fitzpatrick said. "I feel like since Day One we knew what this team could do. Our coaches trusted us and now it's time for next week."

Date: Oct. 13, 2019
Publication: Courier-Journal, Cameron Teague Robinson
Title: Speedy Tutu Atwell shows strength recovering inside kick in Louisville's win

WINSTON-SALEM, N.C. — Tutu Atwell is known for his speed.

At 5-foot-9, 153 pounds, he's Louisville's big-play weapon. He's not necessarily the strongest receiver on Louisville's roster, but as Dez Fitzpatrick put it, "He has little man syndrome."

Though the jet sweep he catches has become one of Louisville's most effective plays, Atwell's strength isn't lost on his teammates. It was the difference in Louisville's 62-59 win over then-No. 17 Wake Forest on Saturday.

"He just plays way harder and stronger than his body frame," Fitzpatrick said.

Holding a three-point lead with just over a minute left in the game, Louisville came out ready to receive a Wake Forest inside kick attempt.

Nick Sciba sent the ball to the Louisville return

team, but it wasn't cleanly scooped up. It was kicked behind back to Hassan Hall, who was playing deep.

Hall couldn't grab it, and Atwell came running in to jump on the ball. As he leaped for it, so did a Wake Forest player. Representatives from both teams stood around the pile signaling that they had it, but nobody knew what was going on. Only Atwell and the Wake Forest player who tried to take the ball did.

As players, coaches and referees came in to pull people off the pile, Atwell was at the bottom holding the ball. He heard the referee yell "Louisville ball" but refused to give it up until the Wake Forest player tangled with him did too.

"The ref said let go of the ball and the other person said, 'I'm not letting go,' so I said 'I'm not letting go either,'" Atwell said. "I still wanted the ball to make sure, just in case."

In a game that featured 1,188 yards of total offense it was a fight at the bottom of a scrum that ended a thrilling offensive game.

And it was arguably the smallest player on the field who came out with the ball to seal it for Louisville.

Fitzpatrick has been raving about Atwell since fall camp but not just because of his speed. He's much stronger than he looks, Fitzpatrick said in August.

"That's the evidence," Fitzpatrick said. "It looked like he just fought for the ball."

But the play wasn't over after the referees they ruled it for Louisville. They reviewed the crucial call, one of many reviews in the game.

Nose tackle G.G. Robinson didn't know that was even allowed to be reviewed.

"If somebody comes out with the ball at the bottom that's who has the ball," Robinson said. "I'm just glad we came out with the ball, but it is crazy that Tutu of all people got it."

There wasn't enough evidence to overturn the call.

In the end, it was Atwell, the speedy receiver who tallied 85 yards and one receiving touchdown, who came out with the ball. The player known for his quick feet and ability to make people miss made the biggest play with his strength.

For Satterfield, who emphasizes effort on every play, it epitomizes why Louisville (4-2, 2-1) has had a successful season so far.

"I love it. I love the fight," Satterfield said. "He is the smallest player on this field and he is at the bottom of the pile, fighting for the ball which ultimately won us the game for us."

Offense explosion

Louisville's offense struggled early in the season. It's running game was the strength, but the passing game was inconsistent.

In the last two weeks, Louisville's offense has been virtually unstoppable, with very few struggles to be found. The Cardinals have scored 103 points in the last two games after scoring 121 in the first four.

They have also put up 1,184 total yards in the last two games, both wins.

This was the offense that Fitzpatrick and Atwell envisioned when Satterfield came to Louisville from Appalachian State and told them about the change.

On Saturday, Louisville threw for 295 yards and ran for 225. The running game was slowed down by a

strong Wake Forest defensive line, but quarterbacks Evan Conley and Micale Cunningham put another strong passing day together.

Cunningham finished 5-of-6 passing for 95 yards and two touchdowns before leaving the game in the second quarter with a lower body injury. Conley was 12-of-18 for 196 yards, two touchdowns and one interception, while adding a team-high 79 yards and a late fourth-quarter touchdown on the ground.

Cunningham is healthy, Satterfield said, and could've gone back in the game if needed, but they kept him out as a precaution.

Since the bye week, Louisville has involved its receivers more. Fitzpatrick went over the century mark for the third straight game, Atwell had 85 yards and Seth Dawkins had 68 yards and a 55-yard touchdown catch.

"We are doing a better job of getting the ball to the playmakers. Fitz, I don't think he had a catch in the first half, but then he comes out and gets five catches over 100 yards. That's bad coaching; we have to get him the ball," Satterfield said. "That's the big difference."

Date: Oct. 13, 2019

Publication: Courier-Journal, Cameron Teague Robinson

Title: Louisville football holds on to beat Wake Forest, earns its first ranked win since 2016

WINSTON SALEM, N.C. — In his first time coaching a football game back in North Carolina, new Louisville head coach Scott Satterfield picked up the biggest win of his career.

Louisville, which lost its previous 10 games against ranked opponents, beat then-No. 17 Wake Forest 62-59. The Cardinals never trailed in the game, picking up their first road win against a ranked opponent since 2011.

The firsts could keep going. The win marks back-to-back ACC wins for the first time since 2017, as well.

Freshman quarterback Evan Conley came up clutch for Louisville, again, after the Cardinals (4-2, 2-1 ACC) almost gave the game away.

Leading 55-38 with five minutes and 35 seconds left in the game, Louisville allowed Wake Forest (5-1, 1-1) to storm back with 14 unanswered points.

Holding a three-point lead on fourth-and-1 from the Wake Forest 41-yard line, Satterfield called an option play. Conley kept the ball and went untouched into the end zone to give the Cardinals a 10-point lead with under two minutes to play.

It was the same play that won Appalachian State the Sun Belt Conference championship last year, Satterfield said.

Conley was forced into the game in the second quarter after Micale Cunningham was flipped while scrambling and landed on his head. He did not return but was on the sideline throughout the game.

Conley finished the day 12-of-18 passing for 196 yards and two touchdowns.

Wake Forest cut the lead to three with 1:05 on the clock, but Louisville recovered a controversial on-side kick. Wide receiver Tutu Atwell was the person to come out with the ball.

"I just saw it and I knew I had to get it and hold on tight," Atwell said.

While the score may read that the offense was the biggest factor, Louisville's defense and special teams played crucial parts as well.

Hassan Hall, the backup running back, tallied 220 kick return yards and scored the second 100-yard touchdown return of his career. As a team, Louisville had 280 yards in the kick return and punt return game.

Defensively, Louisville struggled to keep Wake Forest at bay. The Cardinals gave up 668 yards, but forced three turnovers taking advantage of Wake Forest's mistakes. Jamie Newman threw two interceptions, one to Yasir Abdullah and another to Rod-jay Burns.

Burns also forced a fumble in the first quarter, which was recovered by Abdullah. The Cardinals won the turnover battle 3-2 and are now 3-0 when doing so. But Louisville's scoring started after the Burns' forced fumble.

That fumble, with 11 minutes left in the first quarter, sparked Louisville's first scoring drive.

Four plays later Javian Hawkins, who finished with 60 yards on 20 carries, scored to get Louisville on the board first.

Louisville followed that with a 55-yard touchdown pass to Seth Dawkins to go up 14-0 with 5 minutes and 34 seconds left in the first quarter. That lead marked the first double-digit deficit of the season for Wake Forest.

"What won the game for us was being able to get a couple score lead," Satterfield said. "We were able to maintain that until right until the very end."

Just when it looked like Louisville had control of the game, Wake Forest answered. Helped by two pass interference calls, the Demon Deacons put together a 13 play, 75-yard drive capped by a Jamie Newman to Sage Surratt touchdown.

Wake Forest had life, but Hall ended that with a 100-yard kick return on the ensuing kickoff. It was the running back's second career kickoff return for a touchdown. He had a 100-yard return against Clemson last year.

Louisville took a 28-7 lead, its largest against a Power 5 team this year, after Cunningham found Atwell for a 9-yard touchdown pass. For the fourth straight game, Louisville had a receiver go over 100 yards.

Atwell had 85 yards, but Dez Fitzpatrick led the way with 125 yards and two touchdowns.

Wake Forest cut the lead to 28-14, but two plays after the score Cunningham fumble and the Demon Deacons returned the ball to the Louisville 4-yard line. Cunningham, who was scrambling for a first down, was hit in the legs and flipped. He landed on his head and was taken out of the game.

Satterfield said Cunningham was fine, but he chose to go with Conley in the second half because he wasn't 100%. Cunningham finished 5-of-6 passing for 99 yards and two touchdowns.

The Demon Deacons scored four plays later to cut the lead to 28-21 before a Blanton Creque field goal made it 31-21 with just over a minute left in the half.

Led by Newman, who missed a drive because of a shoulder injury, Wake Forest drove deep into Louis-

ville territory with a chance to score before the break.

Instead, though, Abdullah intercepted Newman, keeping Louisville's lead in tact.

His interception would prove crucial as Louisville scored just one play into the second half. Hall took the opening kickoff 85 yards and Conley found a wide open Fitzpatrick for a 15-yard touchdown to extend the lead to 38-21.

Conley, a true freshman playing in his first road game, made a crucial mistake on the next series. With nobody within 20 yards of him, instead of running for the first down inside the Wake Forest 30-yard line, he took a shot to the end zone and was intercepted.

Wake Forest scored on the following drive after Surratt, who had three touchdown receptions in the game, beat Anthony Johnson deep for a 47-yard touchdown pass.

Again, Louisville responded to Wake Forest cutting into its lead. Hall scored from nine yards out, but on the ensuing kickoff, the Cardinals attempted an onside kick. They did not recover and Wake Forest kicked Nick Sciba hit a 31-yard field goal.

Louisville looked to seal the game with a 50-yard touchdown pass from Conley to Fitzpatrick, but then Wake Forest mounted its comeback.

Luckily for Louisville, the Demon Deacons didn't have enough time to dig out of the hole. And the Cardinals have their first win streak in nearly two years.

Date: Oct. 11, 2019

Publication: Courier-Journal, Cameron Teague Robinson

Title: In film study, Gunter Brewer shows blocking well is a 'standard' for Louisville receivers

With nine minutes and 12 seconds left in the second quarter of Saturday's game against Boston College, running back Javian Hawkins exploded up the middle through a hole.

He tripped as he hit the second level but caught himself before hitting a devastating off-balance spin move to his left for a 32-yard gain.

While others will watch that play and rewind Hawkins spin repeatedly, sitting in his office, just after 7:15 a.m. on Thursday, wide receivers coach Gunter Brewer was fixated on Seth Dawkins.

The senior receiver, who tallied a career-high 170 yards in the game, had a strong block to spring Hawkins. Seconds after the spin move, Hawkins accelerated past Dawkins, who had already thrown the defensive back on the ground.

"He almost gets two of them," Brewer said as the play rewinds multiple times. "He's not at the point of attack, but we stress the ball can come back. That guy makes a tackle right here if we aren't blocking him. We've had a bunch where they have and we try to show them, don't be that guy."

Brewer has been coaching since 1990. He has worked with players such as Randy Moss, Justin Blackmon and Dez Bryant.

While the games and practices are what most people see, about 75-to-80% of his job includes sitting in front of a screen of some sort and breaking down film. He does it by himself — at home usually

on his iPad, in his office on his large flat screen TV that sits in front of his desk, or in the wide receivers room with the players.

In the last three weeks, that film has looked different. Louisville has had a 100-yard receiver in each week. Tutu Atwell had 141 yards against Western Kentucky, and Dez Fitzpatrick went for 133 against Florida State. Along with Dawkins' 170 on Saturday, Atwell and Fitzpatrick climbed over the century mark.

"That's the first I can remember maybe going back to Marshall, having three receivers over 100 yards," Brewer said. "That's rare."

The Courier Journal spent some time Thursday morning watching film with Brewer to see where the Cardinals have excelled.

Buying into blocking

Brewer keeps a detailed catalog of film organized on his computer. Once the film is documented from practice, or a game, it is sent to the coaches and they use it how they want.

They go through every piece of film and grade everything. For Brewer, he's looking at technique, execution, hustle, assignments and more. But because there are so many plays, he clips the things he wants to show the players.

Some of it is specifically one-on-one review, some he keeps for himself, and others he'll save for the following week.

On Thursday, we began by going over various clips of the wide receivers blocking.

Louisville's offense is run heavy, which opens up the play-action game. But it's a change from last season when the Cardinals threw the ball a total of 394 times compared to their 403 rushing attempts.

The Cardinals have run the ball 100 more times than they've thrown it this year, and it's put a higher emphasis on the wide receivers to block well.

"It's a standard if you want to play," he said.

As he goes through film, Brewer has clips of multiple receivers and schemes. He shows one of Fitzpatrick, running a defensive back about 20 yards into the end zone and sealing off the right edge so Hawkins can score.

There's a clip of Fitzpatrick blocking a linebacker on a potential shovel pass to Atwell. Keion Wakefield has a few clips in the catalog as well, one specifically where he is forced to take on a defensive back and hold the block as quarterback Micale Cunningham breaks on an option run.

"This is a great job by Keion up top, who isn't a big guy, but there's a want to, heart and determination there. Then you mix talent with it," Brewer said walking through the play. "That's not easy to move your feet, sustain a guy and stay with it. All of them have done a pretty good job, we want to get better, but they've bought into 'Hey we want to run successfully.'"

This isn't all new film. Some of the clips Brewer shows go back to the season-opening game against Notre Dame and Eastern Kentucky, when the receivers were off to a slow start in the passing game.

Brewer never had to get them to buy in to blocking, and they've continued to improve as the season has gone on.

"It's part of your job description," he said.

Watching his receivers make a strong block takes precedent over watching a touchdown catch,

Brewer said.

"That springs somebody, and we make a big deal out of that because it is showing an unselfish act," he said.

Exploding in the pass game

Brewer wasn't worried about the receivers' slow start to the season.

"It's been there, but it hasn't been seen because they weren't asked to do that yet or their opportunity or number hadn't come up yet," he said.

As the season has moved on, the offense has looked more comfortable, especially as Cunningham has become more confident.

Halfway through our time, Brewer switches over to some of the pass plays. With his green laser pointer, he spots each time a linebacker or safety moves to stop the run and how it opens up Louisville's receivers.

On positive pass plays, it happens often. In these plays, Cunningham has the entire middle of the field open at times or his receivers two-on-one with a safety deep.

"That's what the run does. You see what the backers do and that gives us a chance to get free releases because what a lot of people will do is top us and try to junction that guy. Now it gives people issues," Brewer said. "When you look back, like you see from the quarterback's view, all of a sudden there's nobody left besides him and the ref. That's what the play action does to these guys."

As he continues to break down film, the conversation shifts back to blocking, but he stops mid-sentence to note a play Fitzpatrick made.

On his 23-yard touchdown catch against Boston College, Brewer saw growth from the redshirt junior receiver. His 74-yard touchdown catch against Florida State was "a hell of a catch," Brewer said. But the catch against Boston College was impressive for a variety of reasons.

Running a mesh route, a short 3-yard cross, often wide receivers will continue running laterally where their momentum takes them. On this play, with 14 minutes left in the fourth quarter, Fitzpatrick caught the pass and immediately turned up field running right at the safety. After a quick stutter step, he broke two tacklers and scored.

"It's just maturity of the receiver," Brewer said. "It's coaching, drills, days, months or years that now after you catch it you rip the ball up the field, we call it a tight turn, but make a move and get vertical on a guy this way. Now he has a harder time because you have two ways to go. That's something I haven't seen from him."

In ACC contests, Louisville's passing game has been one of the most efficient in the conference. The Cardinals are averaging 357 yards per game and have four touchdowns to just one interception.

When looking at the entire season, Louisville is one of four teams to have at least three receivers among the conference's top-25 leaders. Atwell has continued a strong season with 420 yards and five touchdowns, Fitzpatrick has 283 yards and three touchdowns, while Dawkins has tallied 209 yards and one touchdown.

The film might look different the last three weeks, because of the touchdowns and increase in yards, but that's what comes with opportunity.

When Brewer watches film, he looks at much more than receptions and yards. He clips NFL film to show his players new techniques on plays the Cardinals are still adding to the offense, as well.

More than anything he wants to see complete receivers on the field. Ones who will block with the same type of intensity as they do when they go out on a route, looking for the ball.

For the last few weeks, Louisville's receivers have excelled in most of those aspects. Saturday, though, was their best performance yet.

"A shooter shoots so the more you shoot, if you are in rhythm, then things are dropping. Some nights you shoot and can't hit s---," Brewer said. "If you are a shooter and you don't get opportunities to shoot, it's hard; it's tough on those guys. You have your meat-and-potato guys who are just happy being out there. You have guys on a higher level and that's what they are paid to do it and they enjoy doing it and they work all that time to do it."

Date: Oct. 10, 2019

Publication: Courier-Journal, Cameron Teague Robinson

Title: Louisville defense focused on correcting mental mistakes against Wake Forest

Bryan Brown stood on the sideline against Boston College watching as the Louisville defense gave up multiple big plays.

The Cardinals spent two weeks preparing for Boston College, running through the opposing routes countless times. So watching the film and seeing how the Eagles tallied 563 total yards in Louisville's 41-39 win was tough to watch for the Louisville defensive coordinator.

"When you have two weeks to prepare for a team and practice those routes 40 or 50 times over and over and over again, then you go out in the game and boom, 'I need to do something extra as opposed to keeping my eyes on my man.' That was disheartening to see," Brown said.

Getting their eyes back in the right position has been the focus for the Louisville defense this week. With a game against No. 17 Wake Forest, one of the most efficient offenses in the ACC, waiting on Saturday, Louisville's eyes will be crucial. The Demon Deacons' read-pass-option offense has the tendency to confuse defenses and is spearheaded by quarterback Jamie Newman.

"It's a very difficult offense to face, which is why we have to do a great job with our eyes and make sure we are in our gaps," Brown said.

While the offensive worked through its own inconsistency, the defense is what Louisville leaned on the first four weeks.

The pass rush tallied 10 sacks through the first month of the season. They were stopping the run and limiting deep passes. But all of that went out of the window on Saturday.

With backup quarterback Dennis Grosel leading the charge, the Eagles threw for 304 yards and ran for 259 led by AJ Dillon.

"Our eyes were really bad this weekend. We have to clean that up," Brown said.

So the Cardinals went to the film.

Coach Mark Ivey and the defensive line watch film before and after practice to correct their mistakes. Saturday was the first time this season the defensive line didn't record a sack.

Though they had five quarterback hurries, Amonte Caban said they need to get to the quarterback quicker. Especially Newman, on Saturday.

"There were times when we didn't convert our pass rush fast enough," Caban said. "That plays out from the D-line all the way to the DBs. We just have to be better, limit our mistakes and get to him."

A good pass rush can mask mistakes on the back end. And though Brown will admit they need to get more pass rush, as a secondary coach, he is hard on the defensive backs.

They will go against Sage Surratt, the leading receiver in the ACC, and Scotty Washington, the third leading receiver in the ACC. With Newman, Surratt and Washington, the Wake Forest offense is capable of putting up points in a hurry.

But Brown, after watching film, has made keeping the team's eyes in the right spot a point of emphasis this week.

"That's what we've been harping on in practice, not giving up the big plays and making sure our defensive line is converting to the pass rush with the RPOs, which is a tough ride, but our DBs have to have a lot better coverage," Brown said. "We have to be tight. We can't be 10 yards off guys and now the quarterback can sit back there and smoke a cigarette and throw the football anywhere he wants to."

Date: Oct. 5, 2019

Publication: Courier-Journal, Cameron Teague Robinson

Title: 'Cold-blooded Creque' helps Louisville end ACC losing streak in win over Boston College

Louisville has had loud and celebratory locker room celebrations three times this season, but the previous two didn't compare to Saturday's.

As the players ran through the tunnel and back to the locker room, smiles and hugs were plentiful. And as everybody filed into the Howard Schnellenberger Complex, chants of "Creque" filled the hallway.

Six hundred and eighty-six days had passed since Louisville's last ACC win at home against Syracuse on Nov. 18, 2017. Kicker Blanton Creque made eight extra points in that game.

None of those kicks compared to the 41-yard field goal that gave Louisville a 41-39 win over Boston College, ending a nine-game ACC losing streak.

He didn't make a big deal of it, though, saying he was just doing his job.

But for the last four years, Creque has been the sure-footed kicker Louisville has counted on to come up big in clutch situations.

He is third in program history in field goals made with 48 and senior receiver Seth Dawkins can recall several big kicks throughout his time with the Cardinals.

"Cold-blooded Creque, that's what we call him," Dawkins said. "He hit one at Florida State a couple years ago. ... He's cold-blooded. He has ice in his veins."

Despite Creque missing his first kick — right be-

fore halftime off the left goalpost — coach Scott Satterfield never doubted his kicker. He finished the day with two made field goals in a shootout that looked destined to end with one team well over 50 points.

Louisville (3-2, 1-1) and Boston College (3-2, 1-2) entered Saturday's game as the top two rushing teams in the conference. Both went for their rushing averages, but it was the passing game that made the biggest impact.

And both teams played two quarterbacks.

Boston College starting quarterback Anthony Brown went out with a leg injury in the second quarter and was replaced by Dennis Grosel. Louisville starter Micale Cunningham, formerly known as Malik Cunningham, was injured multiple times in the game forcing freshman Evan Conley to step in.

Boston College threw for 304 yards, its season high. Louisville totaled 428 yards, the most it has had since throwing for 417 against Marshall in 2016.

The shootout began early, as Louisville took a 14-7 lead at the end of the first quarter. The difference was a Dawkins 59-yard touchdown catch.

Dawkins finished with a game-high 170 yards and was one of three Louisville receivers with more than 100 yards. Tutu Atwell finished with 110 yards and Dez Fitzpatrick finished with 108 yards.

"I knew it was bound to come and bound to happen. You just have to wait your turn," Dawkins said.

Two plays after Brown went down, Grosel came in and threw a 10-yard touchdown pass to tight end Korab Idrizi. It was Grosel's first-career touchdown pass.

Louisville struggled to slow down the Boston College tight ends for much of the game. Idrizi and Hunter Long each had three receptions and combined to score three touchdowns, including 72-yard score by Long in the first quarter.

The Eagles misdirection, as well as the threat of running back AJ Dillon, kept the Louisville defense on its heels all game.

"They did a good job with their motions and their tight ends. You don't know if it's a tight end or o-line-man because they are so big," Anthony Johnson, who recorded Louisville's first interception, said. "It's going real fast. They did a good job with their tempo."

Dillon, who entered the game gaining at least 150 yards in each of the last three games, finished with 118 yards.

It was Louisville running back Javian Hawkins who stole the show on the ground. He finished with 172 yards, a career-high for the redshirt freshman, and one touchdown. His touchdown gave Louisville a 21-14 lead with 6:23 left in the first half. His backfield partner Hassan Hall scored and gave Louisville a 28-14 lead with 1:45 left in the first half.

Boston College answered with a touchdown drive of its own before Cunningham led a 1-minute drive to the Boston College 26 yard line, giving Creque a chance to build the lead going into the break.

He missed it, surprising Satterfield.

Still, Creque was one of the first players out of the locker room after halftime, taking practice kicks on the field.

"It was frustrating, I didn't hit it very good," Creque said. "But I had everybody on the team telling me to keep my head up because I would have a chance to kick another one down the line."

Still, it looked as if it was going to take touchdowns to win the game.

Louisville's first drive out of the break stalled and Grosel found Idrizi for a 19-yard touchdown pass to give Boston College a 29-28 lead with 9:57 left in the first quarter.

A Fitzpatrick 41-yard reception set up what looked to be a Cunningham touchdown run, but that was called back after a holding call and unnecessary roughness.

Creque knocked in a 34-yard field goal to give Louisville a 31-29 lead midway through the third quarter.

The teams traded scoring drives the rest of the way.

Conley threw a 23-yard touchdown pass to Fitzpatrick, expanding Louisville's lead to 38-29 with 14 minutes left in the game. Then Boston College answered with a Travis Levy 37-yard touchdown run and an Aaron Boumerhi 45-yard field goal with three minutes and 32 seconds left.

Boston College took a 39-38 lead after the Boumerhi field goal.

Creque, watching on as Boumerhi's kick went through, knew he might get a chance so he began warming up on the sideline.

"You just have to tell yourself you are going to get that chance so you're ready," he said.

Louisville's final drive began on its own 25-yard line, but the field switched in a hurry when Hawkins opened the drive with a 12-yard run. Conley found Dawkins for a 13-yard crossing route and one play later Hawkins broke a 28-yard run.

Three plays later, Creque took the field. As he walked to the line of scrimmage, he saw the ball perfectly placed in the middle of the field; all he had to do was send it home.

"It unfolded perfectly," he said.

Satterfield compared Creque's kick motion to athletic director Vince Tyra's golf swing.

"It goes right down the middle every time," Satterfield said of Tyra's swing. "That's how Blanton is. When he swings his leg, if he misses one it's like, 'Wow he's human.' ... We think he's one of the better kickers out here."

Creque's kick was low, but it split the uprights right down the middle. And ended 686 days of agony for the Louisville football team.

"This is a good team win," Creque said "It's cool for me to cap it off like that."

Date: Sept. 14, 2019
Publication: Courier-Journal, Cameron
Teague Robinson
Title: Louisville football beats Western Kentucky with Jawon Pass sidelined

NASHVILLE, Tenn. — The Louisville offense wasn't fazed by the change at quarterback.

Just before Saturday's game against Western Kentucky, it was announced that Malik Cunningham would start in place of an injured Jawon Pass.

Pass, who was seen in a boot during the game, injured his foot in the season-opening game against Notre Dame and did not play against the Hilltoppers.

Still, the Louisville offense spurned the Western Kentucky defense on the way to a 38-21 win over the Hilltoppers. It was the first time the Cardinals won away from Cardinal Stadium since beating Kentucky at Kroger Field in 2017.

Cunningham's play was largely the reason why. After going three-and-out on the first drive of the game, Louisville's offense scored on each of its next four possessions.

And Cunningham seemed in control of the offense, completing 8-of-13 passes for 119 yards and two touchdowns in the game. He also ran for 46 yards, but was sacked three times.

"It's hard on a running quarterback to throw the ball away, they always think they can run out of it and make a big play, but he has to play like a quarterback," head coach Scott Satterfield said. "He has to throw the ball out of bounds and not take those sacks. Other than that he did good. He operated the offense, made some nice throws and ran the ball hard."

His first touchdown came in similar fashion as Pass' last weekend, a shovel to slot receiver Tutu Atwell. His second touchdown pass was much more impressive.

Cunningham connected with Atwell for a 46-yard touchdown, giving head coach Scott Satterfield what he's been looking for in downfield passing. Atwell caught four passes on the day for 141 yards and three touchdowns.

After falling behind 14-0 after the Cunningham-Atwell connection, the Hilltoppers answered with a 77-yard pass from Steven Duncan to tight end Joshua Thomas. Thomas was wide open after the Louisville linebackers bit on a play-action fake and beat safety Khane Pass to the end zone.

Louisville, though, answered with a scoring drive of its own. An 8-play, 75-yard drive was capped by a Javian Hawkins 20-yard touchdown run, the first of his career. Hawkins finished the day with 93 yards rushing, averaging 4.9 yards per carry.

His partner in the backfield, Hassan Hall, finished with 55 yards and 4.6 yards per carry.

Blanton Creque moved into third place in the Louisville record books for field goals made with a 43-yarder that gave the Cardinals a 24-7 lead with 1:23 left in the first half.

The Hilltoppers had time to cut into the lead before halftime, but defensive end Amonte Caban forced a fumble, which was recovered and run back for a touchdown by Rodjay Burns. Louisville took a 31-7 lead into the break.

"We really took control of the game when Rodjay picked that fumble up and scored with it right there,"

Satterfield said.

In the second half, though, the Louisville offensive stalled on successive drives for the first time. A Cunningham pitch was fumbled and the Hilltoppers recovered it on the Louisville 36. They scored seven plays later to cut the lead to 31-14.

Louisville punted on its next two drives before a fumble forced by defensive back Anthony Johnson led to a 62-yard touchdown pass, to Atwell, from true freshman Evan Conley. Conley, who was the backup quarterback because of Pass' injury, threw that touchdown on just the second pass of his career.

Conley was put into the game with late in the third quarter, after Cunningham's helmet came off. Cunningham was not hurt on the play, Satterfield said he just wanted to get Conley some playing time.

"He was available to come back in but we had a 17-point lead at the time and wanted to let Evan play and let him get some under his belt," Satterfield said.

The game wasn't out of reach for the Hilltoppers yet though.

Duncan connected with tight end Kyle Fourtenbary for a 3-yard pass, cutting the Louisville lead to 38-21. The Hilltoppers recovered an onside kick on the ensuing kickoff, but turned the ball over on downs with more than nine minutes on the clock.

Led by Conley, who played the entire fourth quarter, Louisville ran out the clock on the way to its second win of the season.

The Cardinals will open ACC play next week at Florida State at 3:30 p.m. The Seminoles entered Saturday 1-1 after losing its opener to Boise State and avoiding an overtime upset to Louisiana Monroe. Their Week 3 game against Virginia kicked off at 6:30 p.m.

Date: Sept. 9, 2019
Publication: Courier-Journal, Cameron
Teague Robinson
Title: Tight end Jordan Davis set to return to team after academic suspension

After missing the first two games of the season due to academic probation, tight end Jordan Davis will return Saturday.

Davis, a 6-foot-4, 255-pound redshirt senior, earned rave reviews throughout fall camp. His presence adds depth to a position the Cardinals severely lack and also gives the Cardinals a large playmaker when they play the Hilltoppers Saturday afternoon.

Though he had just two receptions for 23 yards last season, head coach Scott Satterfield said Davis can be a difference maker.

"He has not lived up to his talent since he's been here, but I think he has a lot of potential, and hopefully he'll reach that potential," Satterfield said. "There's times you've seen it in practice like 'Man this guy could be really good because of his size, power and speed.' He has good hands and we love to utilize tight ends. He will give us some more size to set edges."

Though Satterfield would've rather had Davis at the beginning of the season, his absence allowed the Cardinals to build depth.

With Davis out, the Cardinals turned to Marshon Ford, Isaac Martin and Ean Pfeifer at tight end and

H-back. Pfeifer, a transfer from Vanderbilt, has been strong in the blocking game.

Ford, a Ballard graduate, has become a reliable target for quarterback Jawon Pass. After earning a scholarship in the spring, Ford, a former walk-on, is second on the team in receptions with five. He has tallied 69 yards and has a team-high two receiving touchdowns.

"He (Ford) is good (at) catching the ball and getting yards after the catch. He makes it look easy," Satterfield said. "Hopefully we will continue to find ways to get Ford the ball. He's dynamic as a tight end with the matchups with the linebackers. He's quicker and faster than the backers."

It's not uncommon for Satterfield to play two tight ends on the field at times, with one sometimes lining up in the backfield. Even with Davis back, expect the Cardinals to still rotate other tight ends in.

"I think it's valuable to have that game experience. He'll have to knock the rust off early because really it comes down to the speed of the game," Satterfield said of Davis.

Davis has not practiced with the starting offense in the last two weeks. Satterfield saved those reps for the people who would play against Notre Dame and Eastern Kentucky.

"He has to get comfortable in the offense," Satterfield said. "... He has to have a big week of practice and really implementing him into the game plan of knowing what to do when you get out there."

Regardless, the Cardinals will go into Saturday's game with their starting tight end back and a bit more depth than they started the season with.

Satterfield wants more from the passing game:

Louisville came out against Eastern Kentucky with the plan of taking shots against the Colonels.

Though Louisville won 42-0, Satterfield said there's more he'd like to see out of the passing game. For his offense to be at its best, the Cardinals must be successful stretching the defense. Pass struggled to connect with his receivers on Saturday, overthrowing a few deep routes including potential touchdowns to Seth Dawkins and Dez Fitzpatrick.

"We only hit a couple down the field, but we have to be able to hit a lot more," Satterfield said. "We are decent in the short passing and intermediate passing game. To stretch the defense and get them backing off, we have to hit the long ball."

Pass finished the day 12-of-19 with 196 yards, four touchdowns and an interception. With two games of film on Pass, Satterfield said he's been happy with his decision-making in the option game.

"The throws he's made to the tight ends, he's reading that out. He's reading when do I need to pull it or hand it off or throw it. He's done a good job at that," Satterfield said.

Date: Sept. 8, 2019
Publication: Courier-Journal, Cameron Teague Robinson
Title: Despite a lack of size, Louisville football's front 7 is making a big impact

When the Week 1 depth chart was released, days before Monday's opener against Notre Dame, Louisville's lack of size up front looked like a problem.

Nose tackle G.G. Robinson is 285 pounds and his backup, Jared Goldwire, is 286 pounds. But after those two, nobody else on the defensive line weighs more than 273 pounds.

While some might see that as an issue, especially when going against offensive linemen who are over 300 pounds, Robinson doesn't.

In fact, the smaller defensive linemen fit the Cardinal's attacking 3-4 defense best, he said.

"In this defense you have to be lighter. You aren't going to be 300 pounds running around," Robinson said. "We are moving every play, so you have to be quick and it plays to our advantage and they hold their own. I don't even think about it like that. It doesn't make a difference."

While it might be a small sample size, the Cardinals' front seven is off to a strong start this season and dominated Eastern Kentucky in the team's 42-0 win Saturday.

In Louisville's first shutout since Sept. 21, 2013, against Florida International, the Cardinals (1-1) forced five sacks and two other quarterback hits. They also added 10 tackles for a loss.

The last time Louisville tallied five sacks in a game was Sept. 17, 2016 against Florida State. The last time Louisville had 10 or more tackles for a loss was against Kent State on Sept. 23, 2017.

Eastern Kentucky quarterback Conor Blount never seemed comfortable in the pocket. On the first drive of the game, the Colonels (1-1) came out with four straight passes. On the third play, Amonte Caban, who got the start at defensive end, got pressure and forced an incomplete pass. On the next play, a third-and-10, Blount was sacked by Yasir Abdullah.

Along with Abdullah, Robinson, Rodjay Burns, Boosie Whitlow and Goldwire all earned sacks. Abdullah, Whitlow and Goldwire tallied their first career sacks.

Satterfield said that not only are the defensive linemen getting comfortable with each other, but the coaching staff continues to learn how to utilize their skills.

"The staff and the players are trying to feel and understand what these guys can do and what they do well," Satterfield said. "That's what we want to allow them to do. We were able to keep pressure on the quarterback tonight. I think sacked him several times tonight, and not when we didn't sack him, we were there to pressure him to make him throw some errant balls. They're starting to mesh and get into a great feel for things."

New defensive coordinator Bryan Brown was known for his attacking defense at Appalachian State. The Mountaineers, in 2018, finished the season with 28 sacks. Louisville had just 11.

Brown has shown the ability to blitz any down, while also dropping into coverage on third downs. The aggressive mindset, and energy, that he brings

makes playing for him enjoyable, linebacker Dorian Etheridge and Robinson said.

"He's the kind of D coordinator you want to play for, so when he's hype and getting ready, you want to go out there and do your best," Robinson said. "You want to run through a wall for coach Brown."

The effort has been there for Louisville, that hasn't been a question, unlike the size. But what they lack in size, they make up for in speed and active hands. The pressure from the front seven wouldn't be possible if the Cardinals didn't stop the run.

On Saturday, the Cardinals gave up just 130 yards on the ground, for an average of three yards per carry. Alonzo Booth, who ran for 122 yards in the Colonels' opener, had just 34 yards in the game.

"Playing them well on first and second down too, so we can get them in third and long and we can send the pressure. That was a big key to it," Etheridge said.

That was a trend. All but one of Louisville's sacks came on third, or fourth, and long. Burns' third-quarter sack, his second of the season, came on first-and-10.

Burns' sack was an example of Brown's aggressive style as he came off the nickel position late and was untouched.

"The timing on defense is a big aspect too, because if we're bringing pressure, when are you going to bring it? Are you sitting back and waiting until the last minute and then walking down and kind of disguising the pressure?" Satterfield said. "All those things are coming into factor."

The U of L defense is far from a finished product, and they know that. But through two games, what many discussed as a potential weakness has been a strength for the Cardinals.

Louisville has piled on seven sacks in two games, 15 tackles for a loss and six quarterback hurries.

They'd like to keep that momentum going into next Saturday's game against Western Kentucky.

"As the weeks go on, hopefully we'll be able to fit it better and continue to play better," Satterfield said. "As we get forward in this conference there's going to be a lot of tremendous talent offensively that we are going to have to play. So, we are going to have to continue to get better."

Date: Sept. 7, 2019
Publication: WDRB.com, Eric Crawford
Title: A win at last: Takeaways from Louisville's 42-0 win over ECU

LOUISVILLE, Ky. (WDRB) -- Let's set aside the discussion of the downfield passing game for another time; the University of Louisville football program, whose last win came last Sept. 15 against WKU, finally got to celebrate again after cruising past Eastern Kentucky 42-0 in front of a crowd of 48,808 at Cardinal Stadium on Saturday night.

Despite the blowout -- the program's first shutout since 2013 -- the crowd dwindled a little less than it might have just to give the Cardinals an ovation as the final horn sounded and players threw towels into the air as they rushed onto the field.

Jawon Pass threw for four touchdowns and completed 19 of 26 passes for 196 yards after completing just three of his first eight. He connected on eight of

his final 11 throws, however, and added four carries for 27 yards.

The victory was Scott Satterfield's first as Louisville's coach and ended a 10-game losing streak that stretched back to last season.

From the press room around the corner, the noise could be heard from the Cardinals' locker room down the hall.

"It's been a long time for them to celebrate in the locker room with a victory," Satterfield said. "... I'm so happy for them, because it validates all the things we've been doing and talking about. I told them, I want this to become the norm."

A few initial thoughts:

1). PATIENCE PAYS. Satterfield didn't waver on Pass even after some ugly overthrows in the first half. He said that the quarterback had a couple of receivers slip, and had a couple of bad throws, but that they worked things out at halftime. Pass was 6-of-6 for 95 yards in the second half.

"We threw the ball better as the game went," Satterfield said. "We're still not throwing the way we want to throw it. But we'll continue to get better at that."

On Louisville's first possession, Pass hit Tutu Atwell for a short completion that the receiver turned into a 50-yard touchdown, and the Cardinals had the game in hand from the start.

Satterfield stayed patient on the sidelines, continued to call pass plays and seemed determined to let Pass work himself into a rhythm.

He finally did, though the running game was a big help.

Running back Javian Hawkins went over 100 yards for the second straight game, carrying 11 times for 123 yards, starting the second half with a 66-yard run. Hassan Hall carried 15 times for 58 yards and a touchdown.

"They did a good job with our stretch play," Satterfield said. "(Hawkins) didn't have any holes to run through (in the first half). So we adjusted at halftime and felt like he'd have some room, and he popped it. I'm proud of our offensive line. We rushed for over 300 yards and I don't think we gave up a sack."

2). DEFENSE WAS DOMINANT. Perhaps it is supposed to be against an FCS opponent, but Louisville's defense didn't come close to giving up a score. The Cardinals held ECU to 6 for 17 on third down and gave up only 2.9 yards per play.

Satterfield praised his defensive coaching staff. During the week, he said the team didn't ever put on pads, and wore helmets only two days.

"It was more mental preparation," he said. "It was a phenomenal job by (defensive coordinator Bryan) Brown and his staff, and I can't hardly talk about it enough how hard it is in a 5-day turnaround. ... Our guys, the mental focus was so much better than Monday night. We played well Monday night, but the focus was better tonight."

The Cards had five sacks for a total of 40 yards in losses. The trio of C.J. Avery, Rodjay Burns and Dorian Etheridge led Louisville with seven tackles each.

3). CUNNINGHAM RETURNS. Quarterback Malik Cunningham saw his first action of the season on the Cards' next-to-last drive. He completed his first pass for 24 yards, then three plays later ran 38

yards for a touchdown.

He wound up with 73 yards on four carries, second-best on the team.

Louisville ran for 322 yards in the game, averaging 8.5 yards per carry.

Next up, Louisville will travel to Nashville for a 4 p.m. matchup against Western Kentucky.

Date: Sept. 6, 2019

Publication: Courier-Journal, Cameron Teague Robinson

Title: Dinner with Louisville offensive linemen: Loads of lasagna, cookies and unrelenting jokes

The first sign that the Louisville offensive linemen have invaded Dwayne Ledford's home are the shoes.

A pile of large red and black tennis shoes and flip flops sit at the front door.

It's a Thursday night, and that means the offensive line is having its weekly dinner at the Ledford house.

Chicken Parmesan, lasagna and salad from Volare is on the menu. In the kitchen, preparing everything are Louisville's newest offensive coordinator, Ledford, and his wife, Meredith. They lay all of the food out on the counter as offensive quality control coach Pete Thomas and his wife, Taylor, chip in as well.

Thursday nights in the Ledford household are loud and busy, but Meredith, the captain of the ship, doesn't mind it one bit.

They mean football season is here.

"The guys are in a good mood because camp is over, and they just want to come have fun," Meredith said. "It reminds me of laughter. I love it."

Coming off an impressive performance in Week 1 against No. 9 Notre Dame and heading into a game against Eastern Kentucky, on a short week, there's no talk about the on-field work. The players live that all day when they aren't with the Ledfords. This night is about having fun away from football.

Ledford allowed The Courier Journal an evening with the offensive line for a closer look at how a group that surprised so many on Monday night interacts before its second game of the season.

The lively basement

It's about 7:20 p.m., and the noise that filled the basement is moving up the stairs to the kitchen. In moments more than 10 Louisville offensive linemen fill the kitchen.

They are eyeing the food, but the prayer comes first. Once finished, it doesn't take long for a group of football players to dive into the meal. There's no limit to how much they can take. If they can fit in on the plate, it's free game.

"The only leftovers are usually the salad," Ledford said with a laugh.

Once the plates have been made, the players venture back downstairs.

The Ledford house isn't fully furnished yet since the family moved from North Carolina where he was the line coach at NC State last season, but the basement, with a couch, television and small bar area, is a perfect fit for a group of hungry athletes.

On the wall are two large decals, a Louisville Cardinal on one and the "Band of Brothers" logo on the other. "Band of Brothers" is Ledford's way of describing the bond the offensive linemen have.

There's also a dart board. It's a popular spot during the night. Right tackle Tyler Haycraft and center Cole Bentley are playing. Asked who is the best, Haycraft replies "I'm undefeated," but Bentley raises his hand.

An hour later, Bentley admits he lost to Haycraft. But it's also the spot where Haycraft lost for the first time that night, to Thomas.

The second room is full. Anywhere from five to six players sit at a small table in the back playing cards. Center TJ McCoy makes himself comfortable on the large couch most of the night watching the Packers-Bears game that kicked off the NFL season.

On the walls is memorabilia from Ledford's playing time. He has his jerseys from the San Francisco 49ers and East Carolina, and helmets from ECU, the 49ers and the Browns. There are also posters of Louisville.

Underneath the coffee table is what everybody refers to as the "African Gazelle" rug. It's a running joke by Ledford, as he tells the players that in his playing time he went on an African safari and came back with it.

It's not real. Ledford bought it from Target.

But early in the evening, starting right guard Robbie Bell spilled his food on it, causing a large commotion that could even be heard upstairs.

"I was eating, and I'm just so incredibly strong that I happened to break a fork and spill food on his quote, unquote gazelle rug," Bell says.

He's not sure the rug is real.

"I've never seen a real gazelle rug, so I have no way to disprove it, but it might not be," he says laughing, knowing Ledford was listening.

Bell, Meredith and freshman guard Jackson Gregory cleaned it up together. There's no sign of the spill afterward. Even if there were, Meredith wouldn't be mad.

"They are actually sorry. They try to clean it up," she said.

In that basement, on Thursday night, jokes are common practice. Bell isn't the only subject. Anyone can be roasted at any time and often are throughout the night. They're the same way in formal team meetings.

"We all are able to joke around and still get what we need done and stuff," Bell says.

Ledford likes it that way. It's telling sign that the offensive linemen are close because nobody gets mad.

"Most offensive line groups I've been with, you always have the tough love where guys are having fun with each other and having their turn making fun of one another," Ledford says. "We try to get in there and have fun with the guys."

The Ledford partnership

While the players are eating and hanging out in the basement, Ledford, Meredith, Thomas and Taylor are in the kitchen.

Ledford leaves for a moment to grab a black scrapbook. Inside is a bar check, with Meredith's name and a phone number. It represents the moment Ledford got Meredith's number at a restaurant where

she worked in Asheville, North Carolina, as he was visiting home after training camp with the Jacksonville Jaguars.

"I'm glad I got the nerve to ask her for her number," Ledford says.

The two have been nearly inseparable since. Ledford has no problem acknowledging that she runs things between the two of them. Meredith doesn't dispute that. But in reality, everything they do is a partnership.

"Any time I say, 'That was wonderful what you all did. You were great,' he will say, 'No, we did it,'" Meredith says. "We have sacrificed a lot, all coaches' families do. He has always made me feel like we are working together."

For so long, while Ledford was playing, or in the early stages of his coaching career, the two lived separately. Meredith was detached from the football programs her husband coached, but as has been the case for years, Ledford considers her a big part of his success. She is a mother figure to a group of players who don't get the chance to see their parents much.

Mrs. Meredith, as the players call her, sees that as her role. She knows Mekhi Becton doesn't need her to teach him how to seal the left edge or left guard Caleb Chandler how to clear a hole for a Louisville running back.

What she can do is make sure that on Thursday nights they are having a good time and get their mind off the upcoming game.

"Bringing this to our home has made all the difference. I hope it helps that they know how much they mean to us," Meredith says.

The Ledfords have two sons, Hudson, 6, and Jordan, 3. They are around the players as much as they can before the two go to sleep.

It's normal for a coach to think of players as his kids. But Meredith does as well.

She might have to look up their jersey numbers during a game, but when they are in the house, she knows everybody.

"A lot of people when they see the players they see a number or a position," Meredith said. "... I just see the people."

A time to relax

As the night continues and the food digests, the noise in the basement doesn't dull.

Until Bell walks down the steps.

He puts a plate of Meredith's chocolate chip cookies on the bar and immediately the basement gets quiet. Everybody jumps up from their seats to grab one or more. In seconds they are gone.

"Best cookies I've ever had," Gregory said.

More cookies are brought moments later and they, too, are devoured in seconds. Two players sniff the empty plate.

"It smells so good. There's a crumb there," one player says.

As Meredith, who doesn't divulge her secret recipe, makes more, the players go back to what they were doing. Thomas and Haycraft are in an intense rematch of darts.

Others are yelling over a card game, and some are watching football, sharing things on their phones with each other.

"At some point football is going to be taken from everybody in this room," Ledford said. "You get to

see these guys outside of football and just who they are. There will be real conversations down here. It's interesting conversations, so you get to find out a lot about each other."

The success of the offensive line is built on three pillars that Ledford preaches: speed off the ball, toughness and finish. Those will be crucial if Louisville wants to have success running, which after Monday looks like the team's strength.

But also important are Thursday nights and moments like Bell being made fun of for spilling his food.

"I think it lets us know each other and get the sense that you know what they are talking about even when it's loud, there's 58,000 people in the stadium and you can't make it out, but you just know them well enough that you figure it out," Bell says. "It's a weird thing that if you don't play a sport, you probably don't understand."

It's not the only important factor. Size, athleticism and being mentally sharp are important, too. What hurt Louisville most in Monday's 35-17 loss to Notre Dame were fumbles and penalties. They know that.

But as Ledford sits on the couch between two players laughing at Haycraft and Thomas playing darts, Eastern Kentucky is the furthest thing from their minds.

No matter what type of result comes on Saturday or the rest of the season, Thursday nights in the Ledford household will stay the same.

A chance for everybody to kick their shoes off at the door, eat cookies and relax during a stressful time of the year.

Date: Sept. 3, 2019

Publication: Courier-Journal, Tim Sullivan

Title: Respectability arrives ahead of schedule for Louisville with performance vs. Notre Dame

Tomorrow is here today. Initial estimates of the foundation work required to restore Louisville football to respectability appear to be as padded as a corrupt contractor's invoice.

The Cards were more than competitive in the first game of the Scott Satterfield era, more than worthy of sharing a national stage with Notre Dame's ninth-ranked Fighting Irish, and much more than any reasonable analyst had reason to expect.

Were it not for three fumbles by the otherwise improved Jawon Pass — two of them on consecutive snaps — Monday's 35-17 loss could conceivably have ended with an assault on the goal posts at Cardinal Stadium. And though the concept of moral victories has yet to gain traction in college football, fears that U of L was fated to a long, laborious rebuilding process can be replaced by widespread relief and guarded optimism.

"If our kids continue to fight like that," Satterfield said, "we're going to get better every week."

At a minimum, the worst would seem to be over. The dismal end of Bobby Petrino 2.0 can now be seen more clearly in the context of a team quitting on a checked-out coaching staff. U of L athletic director Vince Tyra likely set the bar too high when he said the Cards could be "hunting" bowl games in Satterfield's first season, but his belief that the 2018 Cards' core

problem was effort rather than talent increasingly resonates as conventional wisdom.

The U of L team that played Notre Dame even for the game's first 29 minutes in front of a record crowd of 58,187 was both motivated and muscular, capable of big plays and defensive diligence. The Cards answered Notre Dame's opening touchdown with a crisp, 12-play touchdown drive that required only one third-down conversion, and then grabbed a 14-7 lead on their next possession with Pass running for his second score.

Later, with the score tied at 14-14, Louisville would hold Notre Dame without a first down for three consecutive drives. It wasn't enough, not nearly enough, but the Cards took some sure-footed baby steps before Pass started stumbling (and fumbling) late in the second quarter.

"I think we played pretty well," U of L linebacker C.J. Avery said. "I just think we beat ourselves with mistakes of our own and that's why they scored on the couple of drives that they scored, but overall I think we played well. The attitude and the effort part that we have been preaching since day one ... I think it will all come together."

How much improvement can be attributed to culture change is unclear. Though it seems almost too simplistic to be true, perhaps the difference between giving a darn and giving up is a function of Satterfield embracing players who were made to feel estranged and inadequate under Petrino.

Still, attitude will only take you so far if you don't have the athletes, and the team Satterfield fielded Monday night should not be physically overmatched until top-ranked Clemson comes to town next month.

Pass had his lapses against the Irish, and completed just 12 of his 27 passes, but the redshirt junior is a more decisive quarterback and a more dangerous runner than he was last fall. Redshirt freshman Javian Hawkins carried 19 times for 122 yards, including a 44-yard burst that set up Louisville's second touchdown. Receiver Tutu Atwell bobbled a potential touchdown pass, gaining possession only after he stepped out of bounds, but he has hold-your-breath abilities that demand special attention.

This is not a team destined to be blown out by mediocre opponents. This is a team in need of vast improvement in its passing game and likely to have difficulties with its depth, but one that bears little resemblance to the rudderless roster that fell apart last fall.

This qualifies as progress, and it arrives well ahead of schedule. Tomorrow is here today.

Date: Sept. 3, 2019

Publication: Courier-Journal, Dominique Yates

Title: If fans weren't already sold on Scott Satterfield, it's time to start buying stock

Scott Satterfield developed a reputation as the football coach who thrives as the underdog playing on the big stage.

There were times during Monday night's game against ninth-ranked Notre Dame that Satterfield's Louisville team was biting just as hard as the Fighting Irish, and looked like they were going to pull off the upset, standing toe-to-toe against a team that played in the College Football Playoff last season — the exact opposite of the Cardinals' 2-10 2018.

It's a game no one felt U of L stood a chance to win, but at one point in the first half the Cardinals had a 14-7 lead and were in striking distance the entire game.

So despite losing 35-17, the Cardinals still exceeded expectations and the fans were pleased.

From the Card March until about 3 minutes left in the game, the atmosphere was electric. A record crowd at Cardinal Stadium witnessed a team play hard and not give up when things were rocky. The fans stood behind the team and cheered. Coming off the field, they gave Satterfield's bunch a round of applause almost like a "job well done."

Nothing is guaranteed in this game and just because the Cardinals gave a great effort against Notre Dame doesn't mean they are where they need to be to compete in the ACC, but it appears Satterfield has the program pointed in the right direction.

Date: Sept. 3, 2019

Publication: WDRB.com, Eric Crawford

Title: PUMA, ACT 2

When it comes to Pass -- the running was good, the passing needs work

LOUISVILLE, Ky. (WDRB) — The No. 3 trending Topic on Louisville Twitter after Monday night's 35-17 loss to No. 9 Notre Dame was a single word: "Puma."

The Louisville junior quarterback had them going and coming. He directed the Cardinals to a pair of touchdown drives and a 14-7 lead to open the game, running for a pair of touchdowns in the process.

He also fumbled three times and completed just 44 percent of his passes.

Pass was at once a more confident player, but not necessarily a more confident passer.

"I think in the running game he did a really good job," Louisville coach Scott Satterfield said. "That puts pressure on the defense when your kid can run like that. And he had a lot of big runs, couple of touchdowns there. We've got to take care of the football, obviously. On one of them, he got hit kind of from behind. We've got to do a better job of ball security. We're predominantly, 99 percent of the time, catching shotgun snaps, and we fumbled one, an exchange on that. Freak deal. But I think overall, his running game was good. I think in the passing game, we've obviously got to get better."

There were four or five dropped passes, which never help a quarterback who is trying to get into a

rhythm. Satterfield shook his head when asked about them, noting that of the issues the Cards have had in practice all preseason, fumbles and dropping passes haven't been far up the list.

"You add up drops and some of the bad throws, now that's why the completion percentage was off," Satterfield said. "But our plan tonight was to try to get the ball down to these one-on-one matchups. It was tough. Those guys do a good job of covering. We've got to get free. The receivers have to make plays. Couple times, we had some guys open and we missed the throws. We're going to get better from that. We'll watch it on film. We'll grow from that in the passing game."

And Pass, regardless of his passing, has clearly grown. He was showing better recognition of defenses. And he was having fun.

A season ago, he looked like the game was drudgery. After his second TD run, a smile broke across his face.

The affinity his teammates have for him is clear. They rally to him when he does good things, and rally around him when he struggles. And they listen to him.

Satterfield has covered a lot of ground in his reclamation project with Pass. He knows he still has more to cover.

"Decision-making overall was pretty good," Satterfield said. "Again, you go back to, are we making the right read? I thought it was pretty good for the most part. I remember maybe three or four times where it was probably the wrong read, but you can get away with that sometimes. But I think overall that was good. It was good in the running game. We make him make decisions in the run game just about every play really with our zone-read stuff. So he did a good job with that. We'll dive into more of that when we go back to look at the film. The way he ran the football is going to give us a chance as we move forward with this. We just got to do a better job. We got some guys on the outside who are good players, Tutu (Atwell), (Dez) Fitzpatrick, and Seth (Dawkins), we have to get those guys the ball."

Date: Sept. 3, 2019

Publication: WDRB.com, Eric Crawford

Title: THE WORST IS OVER

Signs of life: Takeaways from Louisville's loss to Notre Dame

LOUISVILLE, Ky. (WDRB) — Drawing conclusions from a single football game can be dangerous, but Louisville's 35-17 loss to Notre Dame on Monday night leads to some unmistakable conclusions. You can't help but make them.

This was a team and a fan base that was engaged, and you have to go back to the 2017 season to find that in Louisville.

But I would suggest that this Louisville crowd -- the largest ever to watch a Cardinals' home football game at 58,187 -- was different. This was a crowd that did not come to the stadium with the expectation of a victory. This was a crowd that came hungry for a return to the big time, and it got -- and created -- a big-time atmosphere. Sure, the stadium emptied a bit as the game wore on. But that's to be expected on a work and school night (and until college football de-

cides to do something about the unnecessary length of its games).

What they saw was a team that gave great effort, and made some great strides. Louisville was a couple of fumbles away from being right there at the end.

"I told our football team, we're not into moral victories," Scott Satterfield said after his first game as Louisville coach. "We're trying to win football games. And we wanted to win bad tonight. And, despite all the odds and all this and that, we wanted to win bad. Our kids continue to fight like that, we're going to get better every week. And so I'm proud of them for that."

As my colleague Rick Bozich wrote, Louisville earned some respect back Monday night.

Some other takeaways:

1). The offensive line was transformed. It gave up some sacks, but it was playing one of the better defensive lines in the country.

I watched the unit before the game, and it looked like O-line coach Dwayne Ledford was rushing his players as hard as the Notre Dame defensive ends would in the game. It was intense. But whatever Ledford is doing is working. The Cardinals' six-man rotation fought off a deep group of defensive linemen all night and carved out running room against a Notre Dame defense stacked to stop the run.

"I'm fired up for those guys up front," Satterfield said. "That is a really good defensive line. That was a big question mark coming in. Quite honestly, our O-line, everybody knew that. I think we ended up playing six guys up front tonight. They held their own. I think that will give those guys confidence to know. And let me tell you, Notre Dame was stacking the box. That number 11 (Alohi Gilman), he's a good football player, he was rolling down there. There were a few times their guys were in the backfield. A lot of times our guys created those holes and our backs hit them. I'm encouraged by that and I think we will build off of it. We'll grow to help our running game. And we're also growing the passing game. I think there is a big jump between the first game and the second game. You learn a lot about your team as you move to the second game."

2). Satterfield has some running back options. Javian Hawkins carried 19 times for 122 yards. Hassan Hall had 69 yards on 11 carries. Reading the stretch plays and using misdirection, as Satterfield likes to do, the pair helped carve up Notre Dame at times, despite an anemic passing game.

Satterfield has said throughout preseason camp that he likes his running backs. On Monday night, you could see why. And moving forward, he said, he won't be limited to those two backs. But it'll be hard not to keep going to them, as he did on Monday.

He likes to predicate his offense on running the ball. Between strong line play and the work of those running backs (and quarterback Puma Pass, who ran for 67 yards on 12 carries when sacks are subtracted), it appears he'll be able to do that.

"I think both of those guys (Javian Hawkins and Hassan Hall) were playing well tonight," Satterfield said. "They were fresh. It was a tight game. If they're fresh, that's who we'll play. As we move forward, I feel good about the other guys. I feel good about that, that we got four or five guys that I feel good about that could go out there and play. Those guys were feeling good, they were in a rhythm, why change up? If you look at

what they did, they did a great job. Hawkins averaged 6.4 yards a carry and Hall averaged 6.3, that's phenomenal. We'll continue to do that with those guys. If we need to, we'll play some more backs."

3). The defense was much improved. You look at the numbers, 423 yards and 35 points allowed, and it's not quite standing ovation material for the defense. Yet, to watch this defensive unit play, you couldn't help but notice the effort and enthusiasm.

There were multiple players to the ball. In every photo, you see a half-dozen Cardinal defenders. That alone stands in marked contrast to last season. Notre Dame went 5-12 on third down, also an improvement on last season.

Think about this. Louisville stopped Notre Dame without a score on eight drives Monday night. In its final four games last season, it stopped opponent drives without a score only 14 times total.

"Really proud of our defense," Satterfield said. "Other than the one drive they had where they picked up I think three first downs on third down, our third down defense was great. We got off the field on third down, fourth down. Really did a great job with that. So, I'm proud of our defense. They ran to the football. We did a good job of not giving up big plays. I think the bigger plays they had were really key scrambles."

The Cardinals had 15 players credited with solo tackles. Linebackers Nick Okeke, C.J. Avery, Rodjay Burns and Dorian Etheridge were the most active, with strong safety Russ Yeast getting in for a team-best seven tackles and free safety Khane Pass adding eight.

4). The worst is over. This team likely still will take some lumps this season. The depth clearly isn't there. Every injury will be significant. But if it maintains the effort level it showed Monday night, you have to think fans will be satisfied.

A few other little things. After the game, Satterfield was in no rush to get off the field. He and his staff sought out their Notre Dame coaching counterparts and individual players to speak to them. In the middle of the mix of players, both teams were complementary. I heard Notre Dame coaches asking, "Where are their defensive guys?" to offer a word after the game.

Louisville's team did not go straight to the locker room, but gathered briefly at midfield and collectively took a knee.

The fumbles were killers. The last fumble on the first half led to a Notre Dame touchdown. Still, Louisville had the Fighting Irish on their heels on their first drive of the second half before another fumble stalled them. A few illegal procedure calls late were back-breakers. Eight penalties for 50 yards is still too many.

There is much to work on. But this coaching staff has brought the program farther in a short time than many of us would have bet that it could.

"When we just left the locker room, those guys were ready to get back out right now," Satterfield said. "So, I'm fired up for this week."

Against Eastern Kentucky, Louisville has a chance to do something it hasn't done for nearly a calendar year -- win a game.

While there are plenty of issues with this team that will crop up during the season, a lot of things went right with the Cardinals on Monday, and there are perhaps more signs for optimism than originally

thought.

Date: August 27, 2019

Publication: Courier-Journal, Cameron Teague Robinson

Title: Jawon Pass finding answers and confidence in Louisville football's simplified offense

Jawon Pass doesn't have anything to prove to his naysayers.

From the people who discuss his accuracy struggles to the ones who question if he's capable of leading the Louisville football team, he says he doesn't care what they say.

One day after being named Louisville's starting quarterback heading into Monday's 8 p.m. game against No. 9 Notre Dame, Pass feels like he only owes something to one group of people: his team.

"If anything, it's proving to myself and my teammates that we are better than last year," he said, speaking for the first time since being named the starting quarterback. "We just want to prove something to ourselves."

The Cardinals have a lot to prove this season. They were picked last in the preseason ACC poll and are coming off a 2-10 season that saw them go winless in conference play.

Pass entered last season as the starting quarterback, the one tasked with continuing the success Lamar Jackson left behind when he went to the NFL. But things didn't go as planned.

The 6-4, 239-pound Georgia native was pulled in and out of the lineup and never got into a rhythm. He led the team with 1,960 passing yards and eight touchdowns, but he also threw 12 interceptions and completed just 54% of his passes.

As the losses piled on, his confidence dropped.

When offensive coordinator Dwayne Ledford saw Pass at the first spring practice, he found a quiet and reserved quarterback.

"Just somebody that didn't say much or have that swagger or demeanor of being the quarterback to go out and lead an offense," Ledford said.

That's changed now.

"Now you totally see that," Ledford said. "His growth has been phenomenal."

That wasn't a coincidence. While Pass is spending time working on his accuracy and footwork, he is also focused on his off-the-field value.

He wanted to be more of a vocal leader and that's where he sees the most improvement. Pass believes it is something that went into the decision to name him the starting quarterback.

"I showed a lot of leadership and improvement with leadership," he said. "Giving this team energy and this fall I made a lot of progression from the start to the finish and I'm still working towards that."

Accuracy was a question mark for Pass last season.

Louisville charts every pass during practices. In Monday's press conference, head coach Scott Satterfield said that there are days when Pass is above 74% or 73% in completion percentage.

"He's got all the tools," Ledford said. "When he's clicking, everything is clicking."

But there are days when Pass struggles and is

around 50%, as well. Ideally, the Cardinals would like Pass around 60% during the season. By comparison, Clemson's Trevor Lawrence completed 65.2% of his passes last season.

Pass has worked all offseason on reaching that mark, but it's not the only thing.

"I'm working on everything," Pass said. "My mechanics and just being consistent. Once I be consistent every play and do it the same every play, I'll be good."

Satterfield has said multiple times decision-making was going to be a factor in determining the starter.

Pass said the offensive scheme helps make things easier.

"It's either A or B with this scheme," Pass said. "That helps me out a lot with decision making and reading defenses."

It's long been expected that Pass would be the one to lead the Louisville offense this season. It became more obvious when Malik Cunningham went down with a knee injury in fall camp.

But now it's official. He's embracing the opportunity the staff has given him, instead of looking into the past.

"It feels good knowing they believe in me and are confident in me, not just them but also my teammates," Pass said. "Everybody looks to me for answers and I have to give them an answer."

Date: August 27, 2019

Publication: WDRB.com, Eric Crawford

Title With opener approaching, Louisville's Satterfield still seeking effort

LOUISVILLE, Ky. (WDRB) – When Scott Satterfield took the job at Louisville, he hadn't given much thought to the schedule. He knew he was taking over a rebuilding job, and that Atlantic Coast Conference opponents, including Clemson and Florida State, would be mainstays, and a rivalry with Kentucky.

But when he saw his first game would be against a Notre Dame team that just made the College Football Playoff, he did a double-take.

"My first thought was, they aren't giving me enough time before playing this game," Satterfield joked during his first pregame news conference on Monday. Or maybe he wasn't joking.

"I told (athletics director) Vince (Tyra), man you could have at least given me a bit more time or start out with somebody else, I don't know," Satterfield said. "But, that was the first thought. After that, I put it out of my head really. From that point forward it was like, what can we do to get better as a team and not really worry about who we're playing? And we really, the last two practices, we looked at going against these guys. But prior to that, we've been by ourselves and thinking about how we can get better."

Satterfield begins his Louisville tenure to dampened expectations, largely because the team is coming off a 2-10 season, and facing a schedule ranked in the national Top 20 in terms of difficulty. He's been a part of some giant-killing efforts at Appalachian State, and some efforts that nearly killed some giants, but he said those games were far different scenarios than the Cardinals face this season.

There's not much, he said, to create an accurate

2019 CLIPPINGS

comparison of the situations between an FCS App State team beating Michigan and Louisville's task against Notre Dame.

"I think that it was completely two different scenarios in the fact that we were a team back then that had just come off two national championships and we were rolling, and we were a good football team even though we were at a lesser level," Satterfield said. "I think we had only 58 players on scholarship, but you know they were accustomed to winning and playing hard. We are all new here, all the staff, and everything is new so it's kind of hard to correlate that. The fact that we're a big underdog and playing a well-known team that's coming in here I think that's the correlation, and it might stop right there. We have not seen our guys play a game yet. We don't know how they are going to go out and react in a game situation. All the preparation we have put in we have a good idea, but we don't fully know until we put the ball down and snap the ball and see what happens."

To underscore just how new everything still is for his team, Satterfield ran through some of the basic things the team has not done before under this staff.

"We're having to go through everything that we're going to do leading up to that first game and including, like today we're having a mock game where we're just basically a run-through of next Monday night," he said. "And then we've got to go over pregame warm up, where everybody stands, when and how we're going to warm up, when you come to the locker room, where are you going to go when you get there, what you've got to do when you go in the locker room, halftime. I mean, just so many things we got to go over, you know, and we're trying to prepare for everything. And, you know, it's the first game I mean, so the new staff that we brought in, they don't really understand what we're doing yet. Of course, all the players haven't done it yet. So those are the things that as a coach, you just want to be fully prepared for everything and that's what we're trying to do, is get fully prepared. You know, and to try to cover everything we can and that may come up next Monday night."

It's a tall order. But the tallest order of all is getting the effort where the staff wants it on every play. The first-stringers may be there most of the time. The younger players less so. They don't understand that the demand is constant, every play, every day.

Some players have admitted that effort was a problem last season, particularly late in the year. For a team that has gone through that, getting the highest level of effort on a consistent basis is a challenge.

"We reinforce that message every day," Satterfield said. "We want to be an effort-based program. We want to play as hard as we can play on every snap. And when we don't practice that way, we point it out, every, single time. That, to me, is how you prepare. If we're playing with not enough effort, lack of effort, that means we didn't prepare with effort. It should be ingrained in our program. We harp on it every single day, and we're not where we need to be with that. But we're going to get there. . . . We talk about how hard they've got to practice. I don't know how hard they practiced in the past here. But we have a ways to go with that. The middle of last week, we had to, 'this is not good enough the way we're practicing. Once we got into those chase (scout) team looks.

... We're growing, but we've still got a ways to go."

For Satterfield, to arrive at an ACC program was something of a destination. But to get the program to be what he wants, he has a long road to travel yet.

"The magnitude really set in at the first press conference," he said. "It's a pretty big deal. A lot of people out there. It's not like Boone, N.C., where we had two reporters. It was a lot of reporters. You're in the ACC. It's big time. As soon as I got here, reality hit, it's go time. We've just tried to do the best job we can do with the hand that we're dealt, the guys that we have. And what can we do to get these guys in position to make plays? ... We're anxious to get out and see where we are, and where we need to go from here."

Date: August 14, 2019

Publication: WDRB.com, Tom Lane

Title: U of L tight end room has filled up

LOUISVILLE, Ky. (WDRB) -- One of the positions in definite need of an upgrade for the new coaching staff at the University of Louisville was tight end.

Jordan Davis was the leading returner with all of six catches at two seasons as a Cardinal. The redshirt senior now has some help.

There are nine players listed as tight ends on the current U of L roster, many of whom have little to no experience at the position.

Ean Pfeifer is a graduate transfer from Vanderbilt who has only played offensive line. Jeffrey Banks is a junior college transfer who has played mostly wide receiver. Tobias Little was a fullback for the Cardinals who last played in 2017 after tearing an ACL last season. Isaac Martin is a redshirt sophomore who played linebacker at Trinity High School.

In Scott Satterfield's offense, the position includes an H and a Y spot with some players mixing between the two. The H-back is more like a fullback/tight end combination, while the Y is more of a traditional tight end.

Marshon Ford is a redshirt freshman from Ballard High School who started as a walk-on and is now on scholarship. He played linebacker, safety and some tight end with the Bruins.

"I never really blocked in high school, but here, yeah, it's competitive," Ford said. "I can catch. I can block. Whatever my team needs me to do, that's what I'm going to do."

Davis is ready for a breakout senior year.

"I know my role is going to improve and grow for sure with this offense," he said. "It's definitely a blessing that (the new coaching staff) came in for my senior year [and] let me finally be able to show my full potential."

"One of our strengths as a staff is that we can evaluate players and where they fit," tight end and special teams coach Stu Holt added. "We try to be straightforward with them and tell them exactly where they are on the depth chart and why. The quicker everyone finds a role and accepts that role, that's going to help us in the season."

Date: August 13, 2019

Publication: Courier-Journal, Cameron Teague Robinson

Title: Coach ShaDon Brown's voting system brings a new twist to the Louisville football defense

As Louisville heads into its second week of fall camp, two positions seem to be locked down.

Russ Yeast appears to have a hold on strong safety, while Khane Pass is set to begin the year at free safety.

That was the case before camp began and it hasn't changed, but how safeties coach ShaDon Brown came to that decision is new.

He provides input on the decision, but prefers to allow the players to vote on who they think should start.

"The guys voted them (Pass and Yeast) as starters, that's how we roll," Brown said.

It's no surprise that those two received the votes. Coaches and players have raved about Yeast through the first week of camp and Pass returns as one of the most experienced players on the defense. Pass was fourth in tackles last year with 54.

But more than just their stats and experience are factors when players are deciding who to vote for.

Defensive back Anthony Johnson said it's a combination of things.

"They are playing hard, making plays and as teammates and we see them being consistent in their work," Johnson said. "They are talking and communicating and that's why they are the starting free safety and strong safety."

Along with bringing the Cardinals a new way to decide starters, Brown's voting system sparks peer-to-peer criticism that they may not have heard otherwise.

"It's very unique. To know what your teammates think about you, not just your coaches. Getting critiqued by your peers, which sometimes can be a little better than getting coached from a coach," Johnson said. "To hear from somebody your age, that you can relate to, that you go through these same drills with and you are in practice with every day. That's a very unique way to set a depth chart."

Though the two starters at safety seem set, there's much more to the secondary than just Pass and Yeast.

At safety, Brown said he's been impressed by redshirt sophomore Jack Fagot and sophomore Trenell Troutman.

"You look on the tape and he's (Fagot) making a big play. He's come along. He's a guy that has stepped his play up and I have no problem putting him in a ball game and he can help us win," Brown said. "Now he (Troutman) knows what he's doing and where he's going and he's making some tackles and being physical."

Graduate student Cornelius Strughill may have a lock on one of the cornerback positions, but others have impressed, as well. Johnson mentioned Marlon Character as a player who has stood out to him.

Also fighting for time are Chandler Jones, who was listed as the starting cornerback opposite Sturghill before camp opened, along with P.J. Mbanasor and junior college transfer Justin Ford.

That competition is something each of the defensive backs enjoy, Mbanasor said. And though coach Scott Satterfield has talked about improving the overall depth of the team, Mbanasor said the cornerbacks have capable players outside of their starters.

"Our two deep and first team are pretty strong as far as knowing what to do and getting to the ball as well," he said.

The defense had no problems getting to the ball in Saturday's scrimmage, accounting for numerous turnovers, according to the coaches. Some of those were overthrows, because of the defensive line's pressure, Brown said.

Defensive coordinator Bryan Brown, who also coaches the cornerbacks, is known for having a defense that forces turnovers.

Last season at Appalachian State, the Mountaineers collected 17 interceptions. Louisville forced six.

It's been a point of emphasis for the Cardinals to play faster in the secondary, even if that means making a mistake.

"If you make a mistake, go full speed," Mbanasor said. "There will be somebody behind it to correct you. Our job is to make each other right, so if we all do everything right effort-wise, everything will correct itself."

Brown also sees the competition helping the players. In Tuesday's practice, he switched up the combinations at safety.

Though the voting system has picked Pass and Yeast as the team's starting safeties and the final rotations aren't yet set, he wanted to make sure that everybody got reps with each other. It's another strategy of his to make sure everybody is familiar with one another.

"Throughout the course of a year you'll have guys who will get injured and now two guys may have played together the entire year and now he's with a new guy," Brown said.

Date: August 13, 2019

Publication: WDRB.com, Rick Bozich

Title: Lamar's best friend determined to lead Louisville revival

LOUISVILLE, Ky. (WDRB) -- Lamar Jackson wasn't the only high school player from Southeastern Florida in the University of Louisville's 2015 football recruiting class.

And Jackson also wasn't the best player.

The best prospect, according to the recruiting gurus, was Devante Peete. Jackson arrived from Boynton Beach, Peete from Fort Lauderdale, about 30 miles down the East coast.

Jackson was rated a three-star prospect by 247Sports, the 409th best prospect in the nation. Peete earned that sexy fourth star, making him the nation's 327th best prospect and No. 40 receiver.

They were suite-mates. They played Pee Wee ball together when they were 5 years old, working out through junior high and high school.

They talked about playing together in college -- and followed through after Peete turned down offers from Clemson, Alabama, Auburn, Florida, Miami, Florida State and others. Peete and Jackson remain friends, texting or video-chatting nearly every day.

"He tells me all the time that I'm very good, better than I think I am," Peete said. "I've just got to keep working. He knows the things to say to motivate me."

They are no longer suite-mates. Haven't been for several years because Jackson rolled out of U of L with a Heisman Trophy after the 2017 season. The Baltimore Ravens are depending on Jackson to lead them back to the NFL playoffs.

Peete is one of five guys remaining from what many say was Bobby Petrino's finest recruiting class, a 26-player group that 247Sports ranked the 33rd best in the country.

"I remember one night we were lying in our rooms as freshmen and Lamar said, 'Man, you're running with the ones and I'm running with the threes,'" Peete said, before laughing. "It was crazy."

Here's what is even crazier: Given the opportunity to leave or give up, Peete chose to return to the U of L for his fifth season and try to help the new coaching staff and teammates fix everything that was broken the last two seasons.

"I didn't want to leave that taste in my mouth," Peete said. "I got a better opportunity to do what I do with the new coaching staff."

"I think it's a blessing on a personal level to be around a guy like Coach (Gunter) Brewer who has been coaching for 30 years. He coached Randy Moss. He coached Dez Bryant. He coached Justin Blackmon."

"He's got over 10 or 15 guys in the NFL. Getting his energy and knowledge and everything that he knows about the game, the things that he can add to my game, help me get better on the smaller things."

This has not been easy for Peete. Not one bit.

As a freshman he caught a dozen passes, including a 37-yarder against Clemson and a touch-down pass against North Carolina State. When the Cards opened the season against Auburn, Peete was a legitimate part of the game plan, leading the receivers with 60 yards on three catches.

As a sophomore, he was de-emphasized as a

receiver and given more opportunities on special teams, where he blocked a punt and made 10 tackles.

Jackson was no longer running with the third team. He won the Heisman Trophy.

As a junior, Peete suffered a torn ACL several weeks into fall camp. Although Peete did not play a snap, he was voted a team captain for the second consecutive season.

Last year, he danced in and out of the starting lineup, catching 21 passes for 250 yards. Peete started seven games. He should have done more. He believes that he could have done more.

What happened to the four-star recruit, the powerful 6-foot-6, 213-pound target who showed he could make catches on the sidelines or in the crowded middle of the field?

"Personally I think I had a lack of opportunity," Peete said. "I think Coach Petrino believed in me, but I don't think he believed in my full potential."

New Louisville coach Scott Satterfield and Brewer, the receivers coach, have made it a priority to believe in every player, especially the guys who chose to return when they could have left. Peete is convinced you will notice a difference in the Louisville football team this season, starting with the Sept. 2 opener against Notre Dame.

"We're not putting our heads down when something doesn't go right," he said.

"We kind of use this little phrase that the small guy is on your shoulder with all the distractions and negativity. Once you knock that guy off your shoulder, you can accomplish everything that you want."

"Personally I think it's kind of better being the underdog. We all got that taste in our mouth of being 2-10 last year, everyone in that locker room knows how it feels to be at the bottom. I think that's our biggest drive. I think you'll see a big difference."

Date: August 12, 2019

Publication: WDRB.com, Eric Crawford

Title: MEET THE SATTERFIELDS

College football preseason coverage: the dirty little secret

LOUISVILLE, Ky. (WDRB) -- If you do this job long enough you learn things. Unfortunately for me, what much of that education has revealed is how much I don't know. Now, that could be just me. But in consuming much of what American media produce daily, I suspect it isn't.

Which brings us to today's lesson, a dirty little secret about preseason college football coverage -- it's about as flimsy as any news you'll consume, which is saying something.

It brings me no joy to say this, because there's great demand for preseason football news, and I produce a good bit of it, as do many of my talented colleagues across the nation. And of course, there's a good bit of coverage out there that is substantive and good -- let's not paint everything with the same brush.

But increasingly, this preseason news is produced from one of three perspectives:

1). From the perspective of the coaches who describe what is going on with their teams (thereby shaping the preseason narrative by what they say

and what they choose to talk about).

2). From the perspective of what the players themselves have to say.

3). From the perspective of what happened the previous season, and projecting it forward.

Of these, the most accurate indicator is No. 3, which is hardly accurate at all, given the potential for offseason improvement and growth that often takes place outside of the ability of media outlets to see.

I chatted about this a little bit with new Louisville football coach Scott Satterfield last week as we were talking about the start of practice. He was talking about how much he had to learn about his players in a short time, and I was just saying that I always look forward to the first game, because until then, probably 90 percent of what we write and say about the team is an absolute guess.

And even now, some of what Satterfield says about his team, after just a few days of practice in full pads, is a guess -- albeit a far more educated guess than mine would be.

Here's the fact of the matter. Before 2015 Louisville season opener, I wrote the equivalent of a small book about Reggie Bonnafon, the projected starting quarterback that season. So did everyone else. He was the story, and a good story, and a good guy, hometown kid, who had lost his father the season before, and who led the team to a win at Notre Dame.

Then-coach Bobby Petrino talked a lot about Bonnafon in the preseason. He was the guy the program put promotion into. It was good stuff.

It also missed the major storyline of the coming season. The first pass of the season was thrown by freshman Lamar Jackson. He led the team in passing in the season opener. He led the team in rushing in the season opener. By season's end, he was putting up record numbers in a bowl victory over Texas A&M. A year later, he would win the Heisman Trophy.

That, in media terms, is a pretty big miss. And it bothered me. So I went back and deconstructed how it was missed. It happened because the media never gets to see preseason preparations -- at least for the vast majority of programs. The coaches didn't want the media to know its Game 1 plans for Jackson. They wanted the element of surprise.

So what basically happened was that consumers of Louisville preseason coverage that year got stuff that was, at best, irrelevant, and at worst, misleading.

But that season looked great when compared with last season. Petrino spent last offseason talking about how his team had a shot against Alabama, about how Puma Pass would throw for more yards than Lamar Jackson did, about how the offense had a chance to be better without Jackson and that his team was, on paper, the fastest team he'd ever fielded.

There is value to reporting what the coach says. It gets him on the record. But all of that was worthless. It took about one quarter against the Crimson Tide to show that the emperor not only had no clothes, but he had no defense. By the end of Game 3, the preseason coverage was shredded worse than Louisville's secondary. By the end of the season, Petrino's fastest team ever was one of the fastest teams to implode in recent memory, and Petrino was out of a job.

I only write about all this now because everyone is ramping up preseason coverage again, and partic-

ularly where Louisville is concerned, but really where most teams are concerned, it's important to take the preseason talk with a grain of salt.

You'll read about how, at Louisville, the players are having fun, about how they've gotten to go to the coaches' homes and about how chemistry is great and how hard they're working.

You also could have read last season about how hard they were working, seen photos -- that I took -- during an open workout, when players were running sprints in deep sand and breaking a boulder with a sledgehammer.

I find myself more and more just trying to tell what stories I can tell. Letting players and coaches talk about what approaches they'll try to take with the coming season. Talking to Puma Pass about how he dealt with last season's difficulties and how he's preparing now.

None of it means a player will have any more success. But at least it shares a little bit of the experience and process.

More and more, people want their news to be predictive. A guy at the racetrack told me a long time ago, "I really don't care what happened in today's race. I want to know what's going to happen in tomorrow's."

That's the entire problem. People want to know what's going to happen, in games, in elections, in everything. Outside of Tony Romo feeding you what the next play is going to be every once in a while, that's a dangerous business for the media to be in.

Some guys, like NFL Draft analysts, make a living off it. They're wrong quite often, but the market for predictive news is such that it doesn't really matter.

I guess I just feel a little better if I tell you up front that the less seriously you take the preseason "breakdowns" the better. Some of them will be right. A lot of them will be wrong.

But in the media right now, even with a subject as ultimately trivial as football, I'm finding it more and more important to be wrong less and less.

Date: August 5, 2019

Publication: Courier-Journal, Cameron Teague Robinson

Title: With 70% of its playbook installed, Louisville football begins camp focused on reps

For the first time in months, there was life on Louisville football's practice field.

A place that laid dormant throughout the summer months was surrounded by a black fence stopping people from seeing inside the confines of practice. You didn't need to see to know football season had begun, though.

All you had to do was listen.

The sounds of whistles echoed as players ran from one rep to another and the voices of players and coaches yelling throughout the session rang throughout the parking lot.

Sunday night marked the start of football season for Louisville, which began camp later than most programs in the country due to its late season opener on Sept. 2 against No. 9 Notre Dame.

There wasn't any talk of Notre Dame, though. Everybody was glad the wait for practice was over.

"It was great. I feel like we haven't been out here in a while," Louisville's starting left tackle Mekhi Becton said.

The Cardinals haven't practiced since wrapping up spring camp on March 7. That long break kept the team fresh, Becton said.

But he and many of the starters had to wait just a little while longer than some of their teammates as Louisville split its practices into two sessions.

Each session lasted one hour and 10 minutes, but the practice rosters were divided in half. One portion of the team practiced at 4 p.m., while the other group practiced afterward.

The reasoning behind opening with split practice sessions, which the Cardinals will do also did on Monday, was to get everybody reps. With about 70% of the playbook installed, new coach Scott Satterfield decided to spend a few days sharing reps.

"Everybody gets reps even if you aren't ready for reps," Satterfield said. "When you do that you are going to be thin at spots. There are guys who got a ton of reps, even more than they would've liked and then they get tired. We take that into account."

There was no real science to splitting up the team into practice sessions, although Satterfield made it a point to keep the starting offensive linemen together.

For a group that returns just Becton and Cole Bentley as major starters from last year, their chemistry is crucial.

"We will get to know each other better by doing that and gaining more reps," Becton said.

He also split up the starting inside linebackers. But, the players had no problem with breaking up the day, even if it meant waiting a little bit longer to take the field.

Satterfield said the biggest challenge the team faces in camp is building depth.

"Once we put our first units out there, they will be solid, but then that next unit that has to come in, will there be a drop off?" Satterfield said. "We have to develop those next guys. Those second and third guys. As you go through the season and you get into game three, four and five, you get some dings and other guys are going to have to play. I think for us developing quality depth is going to be important."

Splitting up the practices helps reach that goal as well.

"It's more reps, that's always going to help," linebacker Dorian Etheridge said.

But the two practices will end on Monday and the pads will come out on Tuesday. Everybody will take the field and from then on reps will be hard to come by for some of the reserve players.

From there, the Cardinals will get a chance to learn more about the team they have. For now, though, Satterfield was satisfied with the team's performance after the first practice. But fall camp is a process and he understands that very well.

"We have tons of work to do, how much better can we get tomorrow? We will watch film tonight and come in here in the morning tomorrow. It's a quick turnaround," Satterfield said.

Date: August 4, 2019

Publication: WDRB.com, Eric Crawford

Title: MEET THE SATTERFIELDS

Scott Satterfield and wife Beth share their story of teamwork off the field

LOUISVILLE, Ky. (WDRB) -- You should know, before this story begins, that on Saturday afternoon on the Cardinal Stadium turf, WDRB put University of Louisville coach Scott Satterfield and his wife Beth on the hot seat.

It wasn't so much that we grilled them with questions. This was more of a literal grilling, as the sun baked down on the artificial surface, and the sweat started to roll down the foreheads.

Let this also be known, before I share some of the conversation: This couple is cool. You'd have to be to sit through an interview, laugh, be engaging and candid, in the middle of an August afternoon with quite a few other things to do. If you think that this is something a lot of football coaches and their wives do on the day before practice begins, think again.

So even before the discussion began, the Satterfields were ahead of the curve. It's been a whirlwind since Beth and their kids, sons Bryce and Isaac and daughter Alli, arrived in Louisville after school was out in the spring. The transition was aided a bit by a family close by that could understand what the Satterfields were going through.

Their last name is Mack. Yes, those Macks, basketball coach Chris and wife Christi and their three young children.

"They're awesome. Great family," Scott Satterfield said. "We haven't seen them much. The problem with what we both do is that we're often very, very busy. And then when we're not busy, if we're at home or get a little bit of free time, we're going to spend it with our family. He's the same way as we are. So, we really haven't seen them much. We've had dinner a few times. But they're very similar to us. He's got three kids, young family, our kids are a little bit older, but great family. Both athletes, mom and dad both played sports, so we're very similar in our roles at the university. So that's kind of cool, to bounce idea about what we're doing, and Beth with his wife, as well. So it's kind of neat being in the same neighborhood."

Beth Satterfield added, "I've really enjoyed talking with Christi. I didn't realize that she was from Louisville, and so she's kind of helped me out and even picked up my daughter a few times from practice, so I really look forward to having a great relationship with her."

The Satterfield's move to Louisville was complicated a bit by leaving the place they'd all lived for most of their lives. But that doesn't mean they didn't know it was coming.

Beth Satterfield knew her husband's name had been in some high-level discussions. Still, the Louisville job came suddenly.

"There really wasn't much of a conversation, it was such a whirlwind of events," she said. "His team played in the Sun Belt Championship on Saturday, he had an interview on Sunday and then on Monday he was offered the job. And you go. In this profession, it's always in the back of your mind. You have to be prepared. . . . Even last year I was kind of preparing

for it too, because you could see it happening. You could see things progressing. He was getting to the point when we were at Appalachian that there really wasn't much more that he could accomplish there."

She said that her husband has succeeded in coach because of his ability to connect with players. Asked by WDRB's Annice McEwan why she believes her husband is a good coach, she said, "Well, there are many reasons, but I think he's a very humble leader. And I think that's a rare quality, sometimes, in this profession. And I think he's able to relate to people, no matter where they come from, who they are, he's able to relate to them really well."

The couple met when both were athletes at Appalachian State. He was a walk-on quarterback. She was running track. A football teammate wanted to ask out another track runner, but she said she had to have a friend ask Beth out and make it a double-date. The original date never materialized, but Satterfield still wanted to ask out Beth, so he had a roommate call her, pretending to be him, and she said yes.

She did have to assure her parents that he wasn't a prima donna starting quarterback. That wasn't a problem. He was a fourth-string walk-on. She asked her strength coach "if he had any skeletons in his closet and he said no."

The date was on.

"I took her to a dollar movie. Sister Act, back in 1993, Whoopie Goldberg, and the rest is history," Scott said.

"And he didn't buy me popcorn," Beth said.

"No I didn't buy her anything, but I offered. I said hey do you want anything, she said no I'm good. I'm like, OK, this is going to be awesome. Cost me a dollar tonight. Later on, she said, 'Just because I said no doesn't mean I didn't want it.' She wanted popcorn, but I didn't know that. I was still learning things."

Let's just say they've had plenty of time, nearly 27 years later, to figure it out.

The two have met with a warm reception at U of L, and have opened their home to the football team and to other athletes, as they did last week, when 115 Fellowship of Christian Athletes students visited.

"We just like to open our home up to these players and show them love and show them, we're just like you, wasn't long ago we were athletes like you and playing college sports, and we're real people," Scott Satterfield said. "We're here for you. You can lean on us for anything that's happening. When we're on the field, we're going to compete our tails off, but off the field we're going to love on each other and help you out and trying to help you. It was a great response by the players and they loved it and we'll continue to do it."

Beth Satterfield said that the first time players came over, they "were very grateful and thankful and genuine and seemed to really enjoy themselves and appreciate it. It was fun. And I also enjoyed having the FCA group over, and meeting some of the female athletes. I enjoyed that very much."

As for the job ahead for her husband and his staff, she said she knows it's going to be a long climb. She said she was surprised at some of the things she heard about the program when she arrived, but says she's looking forward to seeing Scott turn it around.

"Just in hearing the conversations about things that have happened, and the morale of the team

when we arrived, that was a little heartbreaking, actually," she said. "But I know that he and his staff, I know the kind of men that they are, and I know that they believe in these players. I know it'll be a lot of hard work, but it's going to be possible."

Date: August 3, 2019

Publication: Courier-Journal, Cameron Teague Robinson

Title: Satterfield excited for camp, ready to piece puzzle of Louisville's team together

Scott Satterfield has participated in football in some way since he was 7 years old.

Even then he loved the month of August and competing in the fall. That hasn't changed for the 46-year-old first-year coach at Louisville.

"It's fun for me to see things come together," Satterfield said on Saturday, one day ahead of Louisville's first practice of fall camp.

While he enjoys this time of the year, it's not necessarily relaxing. Relaxation will come when the wins pile up. Fall camp, to Satterfield, is about opportunity.

The Cardinals have 29 practices before they open the season on Sept. 2 against No. 9 Notre Dame. What happens Sunday is the first step in preparing for what Louisville hopes is a bounce-back season.

"To me, everything we have done, including August ... is for 12 opportunities we get," Satterfield said. "We get 12 opportunities to show our stuff. We talk about what we do in the dark will show in the light; well, the light is 12 times."

Since his arrival in December, Satterfield has done just about everything that's been asked of him in the dark. He's sparked interest in a program coming off a dismal 2-10 season and has gotten off to a strong start in recruiting with a 2020 class that's ranked in the top 30 nationally.

But now things get serious on the field. Just how will this team come together? With the exception of two freshmen — Ja'Darien Boykin and Jamel Starks — Satterfield said the entire 2019 class will be at camp, along with all six graduate transfers.

Fitting the new pieces with the returning players is a puzzle Satterfield is itching to put together.

"That's the fun part. Seeing these guys get better and seeing the joy on their face when they do make the play. I'm excited," Satterfield said.

Along with the absence of Boykin and Starks, Louisville will be without three other players. Defensive lineman Dejami Dumervil-J