

GAME 6 | #PoweredByTheT

TENNESSEE VOLUNTEERS

1-4 | 0-2 SEC

Head Coach: Jeremy Pruitt
Record at UT: 6-11 (.353) / 2nd year
Career Record: Same
Last Game: L, 43-14 vs. No. 3 Georgia

VS

MISSISSIPPI STATE BULLDOGS

3-2 | 1-1 SEC

Head Coach: Joe Moorhead
Record at MSU: 11-7 (.611) / 2nd year
Career Record: 49-20 (.710) / 7th year
Last Game: L, 56-23 at No. 7 Auburn

TENNESSEE vs MISSISSIPPI STATE - OCTOBER 12, 2019 | NOON ET | SEC NETWORK | NEYLAND STADIUM (102,455) | KNOXVILLE, TENN.



QUICK COMPARISON

23.6 (98/12)	Points/Game	(65/9) 30.2
28.8 (83/13)	Points Allowed/Game	(81/12) 28.6
137.6 (90/12)	Rush Yards/Game	(35/4) 206.2
167.4 (85/12)	Rush Yards Allowed/Game	(70/11) 158.0
215.2 (86/10)	Pass Yards/Game	(108/14) 191.8
209.6 (54/6)	Pass Yards Allowed/Game	(83/10) 243.4
352.8 (106/13)	Total Offense/Game	(75/11) 398.0
377.0 (57/8)	Total Defense/Game	(77/13) 401.4

(National Ranking/Conference Ranking)



KEY STORYLINES

VOIS WELCOME BULLDOGS TO NEYLAND

- **UT LOOKS TO GET BACK IN WIN COLUMN:** Tennessee welcomes Mississippi State to Knoxville for the first time since 2008 and the 21st time overall...UT holds a 13-7 lead in the series in Knoxville and a 28-16-1 lead in all games vs. the Bulldogs...The Vols hold an all-time record of 839-394-53 - a mark that ranks 10th in FBS in wins, including a 468-134-17 record at Neyland Stadium - the second-most wins of any program at a current stadium.
- **THE MISSISSIPPI STATE MATCHUP:** The Vols fell to the Bulldogs, 41-31, in Starkville in their last matchup in 2012 despite 21 tackles from **A.J. Johnson** and a 98-yard kickoff return by **Cordarrelle Patterson**...Tennessee won the last matchup in Knoxville, 34-3, on Oct. 18, 2008 in a game that saw two Vols return interceptions for TDs in the fourth quarter, including an **Eric Berry** 72-yard score that set the SEC record for career interception return yardage...Mississippi State defensive coordinator **Bob Shoop** held the same position at UT from 2016-17, and his son **Jay Shoop** is currently a walk-on defensive back for the Vols...Tennessee overcame a 14-10 fourth-quarter deficit to MSU in the 1998 SEC Championship Game to win 24-14 in Atlanta behind a pair of **Tee Martin** TD passes en route to an undefeated National Championship season.

JENNINGS LEAVING HIS MARK

- **JENNINGS RANKS AMONG SEC'S BEST:** Redshirt senior **WR Jauan Jennings** ranks sixth in the SEC in receiving yards per game (79.0) and touchdown receptions (five) after he snagged seven catches for a career-high 114 yards and a score versus No. 3 Georgia. He is tied for 10th in UT history with 15 TD catches, 10th in career receptions (113) and 18th in career receiving yards (1,579).

MAURER'S FIRST START SPARKS VOIS

- **VOIS BATTLE:** After true freshman **QB Brian Maurer** tossed a 73-yard touchdown to **Marquez Callaway** and a 12-yard score to **Jauan Jennings**, Tennessee led 14-10 in the second quarter against No. 3 Georgia. The Bulldogs did not take the lead for good until the 1:59 mark in the second quarter.
- **IMPRESSIVE DEBUT:** Maurer, an Ocala, Fla., native started the game 10-of-17 and finished with 205 yards and two TDs before halftime, becoming the first Vol since **Josh Dobbs** against Vanderbilt in 2016 to have 200 passing yards in a half.
- **100 x 2:** Jennings (114) and Callaway (105) became the first pair of Vols to both hit the century mark in receiving yards in the same game since **Justin Hunter** (141) and **Mychal Rivera** (129) on Nov. 10, 2012.
- **MORE ON FRESHMEN:** Maurer joined **LB Henry To'o To'o** (7 tackles) and **OL Wanya Morris** and **Darnell Wright** as true freshmen in the starting lineup for the Vols against Georgia. To'o To'o has started all five games in 2019.

UT COACHING STAFF AMONG NATION'S BEST

- **YEAR 2 OF JEREMY PRUITT ERA:** The Vols will look to build on the foundation set by head coach **Jeremy Pruitt** last season. Pruitt led Tennessee to a pair of signature wins over ranked opponents with victories against No. 21 Auburn and No. 11 Kentucky. Pruitt was named National Coach of the Week by the Dodd Trophy for the Week 7 win over the Tigers.
- **UNPRECEDENTED SUCCESS:** UT's coaching staff has been part of 16 national championships as players or staff members, coached more than 200 NFL draft picks, won 29 conference championships and mentored 66 All-Americans. The 16 national championships are the most of any staff in the SEC.

ON THE AIR

TV: SEC NETWORK

Play-by-Play: Taylor Zazour
Analyst: Matt Stinchcomb
Sideline: Alyssa Lang

RADIO: VOL NETWORK

Local: WIVK-FM 107.7 | WNML-FM 99.1
Sirius: Ch. 134 | **XM:** Ch. 191 |
Internet: Ch. 962
Web: UTSports.com

Play-by-Play: Bob Kesling
Analyst: Tim Priest
Analyst: Brent Hubbs

SOCIAL MEDIA

Twitter/Instagram: @Vol_Football
Facebook: Tennessee Football

BY THE NUMBERS

73

Brian Maurer's first-ever completion inside Neyland Stadium was a 73-yard TD to **Marquez Callaway**, marking UT's longest pass play since Oct. 31, 2015 when **Josh Dobbs** found **Josh Malone** for a 75-yard TD vs. Kentucky.

17.8

UT ranks first in the SEC in punt return average (17.8) and second in kickoff returns (25.0).

4

WR Jauan Jennings needs just four catches to match his total of 30 from all of last season. Jennings has already posted two 100-yard games this year.

18

UT has played 18 true freshmen through five games. Four true freshmen have started three or more games.

95.7

Paxton Brooks has recorded a touchback on 22 of 23 kickoffs for a nation-leading 95.7 percentage. UT is the only team in the nation to not allow a kick return.

SCHEDULE & RESULTS

GEORGIA STATE	BYU	CHATTANOOGA	at FLORIDA	GEORGIA	MISSISSIPPI ST.	at ALABAMA	SOUTH CAROLINA	UAB	at KENTUCKY	at MISSOURI	VANDERBILT
AUG. 31 / ESPN L, 38-30	SEPT. 7 / ESPN L, 29-26 (20T)	SEPT. 14 / SECN W, 45-0	SEPT. 21 / ESPN L, 34-3	OCT. 5 / ESPN L, 43-14	OCT. 12 / SECN 12 P.M. ET	OCT. 19 / TBA TBA	OCT. 26 / TBA TBA	NOV. 2 / TBA TBA	NOV. 9 / TBA TBA	NOV. 23 / TBA TBA	NOV. 30 / TBA TBA

THIS WEEK'S OPPONENT

NOTING THE MISSISSIPPI STATE BULLDOGS



SERIES HISTORY vs. MISSISSIPPI STATE

46TH MEETING UT LEADS 28-16-1

at Knoxville: 13-7-0
at Starkville: 5-5-0
at Memphis: 9-4-1
SEC Championship: 1-0
Biggest Win: 38 points (59-21, 2003 in Knoxville)
Biggest Loss: 48 points (48-0, 1910 in Starkville)
Longest Winning Streak: 6 games (1995-2008)
Longest Losing Streak: 4 games (1910-20)
Current Streak: Mississippi State 1 game

AS MISSISSIPPI A&M

1907	Memphis	W	11-4
1910	Starkville	L	0-48
1915	Knoxville	L	0-14
1919	Knoxville	L	0-6
1920	Starkville	L	7-13
1921	Memphis	W	14-7
1922	Memphis	W	31-3
1923	Memphis	W	7-3
1924	Memphis	L	2-7
1925	Knoxville	W	14-9
1926	Starkville	W	33-0
1932	Knoxville	W	31-0

AS MISSISSIPPI STATE

1933	Knoxville	W	20-0
1934	Knoxville	W	14-0
1948	Knoxville	L	6-21
1949	Knoxville	W	10-0
1950	Starkville	L	0-7
1951	Knoxville	W	14-0
1952	Memphis	W	14-7
1953	Knoxville	L	0-26
1954	Memphis	W	19-7
1955	Knoxville	L	7-13
1957	Knoxville	W	14-9
1958	Memphis	W	13-8
1959	Knoxville	W	22-6
1960	Memphis	T	0-0
1961	Knoxville	W	17-3
1962	Memphis	L	6-7
1963	Knoxville	L	0-7
1964	Memphis	W	14-13
1971	Memphis	W	10-7
1978	Memphis	L	21-34
1979	Memphis	L	9-28
1986	Knoxville	L	23-27
1987	Starkville	W	38-10
1990	Starkville	W	40-7

MISSISSIPPI STATE STAT LEADERS

RUSHING	G	Att.	Yds.	Avg.	TD	Yds/G
Kylin Hill	5	108	596	5.5	5	119.2
Garrett Shrader	4	46	312	6.8	2	78.0
Nick Gibson	3	8	57	7.1	2	19.0

PASSING	G	Cmp-Att.	Pct.	Yds.	TD/INT
Garrett Shrader	4	40-68	58.8	511	2/1
Tommy Stevens	4	37-58	63.8	448	5/2

RECEIVING	G	No.	Yds.	Avg.	TD	Yds/G
Osirus Mitchell	5	19	277	14.6	4	55.4
Dedrick Thomas	5	9	131	14.6	0	26.2
Farrod Green	5	8	105	13.1	0	21.0

DEFENSE	G	Solo	Asst	Total	TFL	Other
C.J. Morgan	5	19	17	36	0.5	1 INT
Leo Lewis	5	16	18	34	2.0	2 FR
J. Landrews	5	21	12	33	0.5	4 PBU

1991	Knoxville	W	26-24
1994	Starkville	L	21-24
1995	Knoxville	W	52-14
1998	Atlanta	W	24-14
2002	Starkville	W	35-17
2003	Knoxville	W	59-21
2007	Starkville	W	33-21
2008	Knoxville	W	34-3
2012	Starkville	L	31-41

NOTING THE BULLDOGS

- Tennessee is set to play Mississippi State for the first time since 2012, a 41-31 defeat in Starkville.
- The Vols haven't faced Mississippi State in Knoxville since 2008, a 34-3 Tennessee win.
- After this season's matchup, Tennessee and Mississippi State are not scheduled to play again until 2024 in Starkville.
- Tennessee head coach Jeremy Pruitt faced Mississippi State in 2016 and 2017 as defensive coordinator at Alabama, coming away with a win both times.
- In Pruitt's first season at the helm, Tennessee defeated its rotating opponent from the SEC West, grabbing a 30-24 win at Auburn. That win was UT's first over an SEC West school since 2010.
- The Bulldogs and the Vols have a family connection in this weekend's matchup. Mississippi State defensive coordinator and safeties coach Bob Shoop is the father of Tennessee redshirt sophomore defensive back Jay Shoop. The elder Shoop was also UT's defensive coordinator in 2016 and 2017,

- The Bulldogs are led by quarterback Tommy Stevens, who is a graduate transfer from Penn State. Stevens has amassed 448 yards and five touchdowns through the air in four games played on the year. He also has a pair of scores on the ground.
- In the running game, Kylin Hill is not only the top rusher on his team, but the SEC. He leads the conference with 596 yards, averaging 19.2 yards per game. In the Bulldogs' matchup with Kentucky, Hill rushed for 120 yards and three scores. The junior has found the endzone five times. Hill also has seven receptions for 70 yards.
- Osirus Mitchell is the Bulldogs' top receiver on the year. He is averaging 14.6 yards per grab, totaling 277 yards on 19 catches with four touchdowns.
- Defensively, C.J. Morgan is the top playmaker for the Bulldogs. The safety has collected 19 solo stops on the year, contributing to his 36 total tackles. He also has one interception he returned for nine yards against Southern Miss.
- Safety Brian Cole II leads the Bulldogs and is tied for seventh in the SEC in tackles for loss with 5.5 TFLs for 25 yards on the year. He has collected 25 total tackles, a pair of sacks, and has forced and recovered a fumble.

2019 SCHEDULE

Date	Opponent	Time/Result
Aug. 31	Louisiana (ESPNU)	W, 38-28
Sept. 7	Southern Miss (ESPNU)	W, 38-15
Sept. 14	Kansas State (ESPN)	L, 24-31
Sept. 21	Kentucky (SECN)*	W, 28-13
Sept. 28	at Auburn (ESPN)*	L, 23-56
Oct. 12	at Tennessee (SECN)*	12 p.m.
Oct. 19	LSU*	TBA
Oct. 26	at Texas A&M*	TBA
Nov. 2	at Arkansas*	TBA
Nov. 16	Alabama*	TBA
Nov. 23	Albion Christian	TBA
Nov. 28	Ole Miss (ESPN)*	TBA

* Southeastern Conference game

STAT COMPARISON

CATEGORY	UT	MSU
Record	1-4	3-2
Conf. Record	0-2	1-1
Scoring Offense	23.6	30.2
Total Offense	352.8	398.0
Rushing Offense	137.6	206.2
Passing Offense	215.2	191.8
Scoring Defense	28.8	28.6
Total Defense	377.0	401.4
Rushing Defense	167.4	158.0
Passing Defense	209.6	243.4
Kickoff Ret. Avg.	25.0	17.6
Punt Ret. Avg.	17.75	9.8
Net Punting	39.0	36.8
Time of Possession	27:54	32:38
3rd Down Conversions	40.63%	37%
Opp. 3rd Down Conversions	43.63%	31%
Fumbles Recovered	3	10
Passes Intercepted	6	4
Fumbles Lost	4	6
Interceptions Thrown	6	3
Turnovers Gained	9	14
Turnovers Lost	10	10
Passing Efficiency	128.44	138.6
Pass Efficiency Defense	130.16	132.7
Penalties	27	28
Yards Penalized	265	248
Sacks	8	9
Tackles For Loss	19	24
First Downs	95	114
First Downs Rushing	42	54
First Downs Passing	43	51
Red Zone Offense	81.25%	85%
Red Zone Defense	83.33%	75%

MISSISSIPPI STATE COACHING STAFF

Joe Moorhead	Head Coach
Tony Hughes	Associate Head Coach/TEs
Terry Richardson	Asst. HC/Run Game Coord./RBs
Bob Shoop	Defensive Coordinator/Safeties
Joey Jones	Special Teams Coord.
Andrew Breiner	Pass Game Coord./QBs
Chris Marve	Def. Run Game Coord./LBs
Deke Adams	Defensive Line
Terrell Buckley	Cornerbacks
Marcus Johnson	Offensive Line
Michael Johnson	Wide Receivers

2012 TENNESSEE-MISSISSIPPI STATE RECAP

TENNESSEE	7	7	10	7	-	31
MISSISSIPPI STATE	10	17	0	14	-	41

Sept. 13 | Davis Wade Stadium | Starkville, Miss. | 7 p.m. | Attendance: 57,831

Vols Fall To No. 19 Bulldogs, 41-31

STARKVILLE, Miss. -- For the first 30 minutes in Davis Wade Stadium, No. 19 Mississippi State was in control. For most of the second half, Tennessee moved into the driver's seat.

But the Vols were on the wrong end of a big turnover -- and an even bigger fourth-quarter drive -- in a 41-31 loss to Mississippi State on Saturday night in Starkville.

The Bulldogs led by 13 points at halftime after out gaining the Vols by a nearly 3-to-1 margin in the first half. After the break, though, Tennessee's defense plugged some holes and its offense scored 10 quick points to pull within three points at 27-24 midway through the third quarter.

But starting with a huge play by star cornerback Johnthan Banks, the fourth quarter belonged to Mississippi State (6-0, 3-0 SEC).

Tailback Devin Young, seeing lots of action in the second half after starter Rajion Neal left the game with an injury, broke free for a 10-yard run to the UT 30. But at the end of the play, Banks pried the ball loose and fell on it, just barely remaining in bounds in front of Tennessee's bench.

Three plays later LaDarius Perkins scored from a yard out to give Mississippi State a 10-point lead with 7:58 remaining.

The Vols (3-3, 0-3 SEC) countered immediately, needing just 2 minutes, 36 seconds to move the ball 65 yards for a touchdown. Ben Bartholomew grabbed a 10-yard pass from Tyler Bray for his first career touchdown, which closed the gap to the three points once more at 34-31 with a little more than 5 1/2 minutes to go.

But that's when Mississippi State dug in its heels and held on to the ball. The Bulldogs converted twice on third down and kept moving the chains, running out the final 5:22 and eventually scoring a 9-yard touchdown on an incredible catch by Malcolm Johnson on fourth-and-goal with 9 seconds left.

After that fourth-quarter fumble, the Vols never had another chance to tie or take the lead.

The loss leaves the Vols winless in conference heading into its biggest test of the season next week in Neyland Stadium against No. 1 Alabama, which defeated Missouri on Saturday.

A kickoff time will be announced Monday.

The Vols' loss also overshadowed a stellar night from junior receiver Cordarrelle Patterson, who became the first Tennessee player to score a touchdown on a kick return and a reception since Carl Pickens.

And Patterson's 98-yard kickoff return was one of very few highlights in a first half that saw Mississippi State out-gain the Vols 297-93.

What's more, the Bulldogs did a fine job of turning those yards into points.

Mississippi State scored on its first six possessions of the game, and three of those drives went for more than 65 yards.

After the Bulldogs kicked a field goal on the game's opening drive, the Vols took the lead with a 75-yard, 10-play drive that ended with a 6-yard touchdown run by Neal.

MSU scored touchdowns on back-to-back drives to take a 17-7 lead, but Patterson brought the Vols within three points when he returned a kickoff 98 yards for a touchdown with 14:02 left in the second quarter.

After another Mississippi State field goal made the score 20-14, the Bulldogs opted for a short kickoff to keep the ball out of Patterson's hands. The kick, though, went untouched and the Bulldogs recovered at the UT 33.

Four plays later, the Bulldogs took a 27-14 lead on a 7-yard touchdown pass from Tyler Russell to Marcus Green.

Mississippi State had a chance to pad its lead before the half, but Devon Bell missed a 38-yard field goal with a little more than 2 minutes to go before halftime.

STAT LEADERS

TENNESSEE

Rushing	Att	Yds	TD	Long	Avg.
Young	13	58	0	10	4.5
Patterson	3	57	0	34	19.0
Neal	9	40	1	11	4.4
Howard	4	30	0	16	7.5
Watson	2	13	0	14	6.5
Lane	2	9	0	5	4.5
Bray	1	6	0	6	6.0
Totals	34	213	1	34	6.3

Passing	C-A-I	Yds	TD	Long	Sack
Bray	13-24-1	148	2	26	0
Totals	13-24-1	148	2	26	0

Receiving	No.	Yds	TD	Long
Hunter	2	41	0	26
Rogers	3	35	0	19
Patterson	2	25	1	14
Dallas	1	14	0	14
Neal	2	11	0	9
Bartholomew	1	10	1	10
Rivera	1	7	0	7
Howard	1	5	0	5
Totals	12	148	2	26

MISSISSIPPI STATE

Rushing	Att	Yds	TD	Long	Avg.
Perkins	23	100	1	20	4.3
Robinson	6	41	1	11	6.8
Milton	1	3	0	3	3.0
Prescott	2	2	0	6	1.0
Russell	7	0	0	9	0.0
Team	1	-2	0	0	-2.0
Griffin	1	-3	0	0	-3.0
Totals	41	169	2	20	3.4

Passing	C-A-I	Yds	TD	Long	Sack
Russell	23-37-0	291	2	29	2
Presscott	2-2-0	17	1	13	0
Totals	25-39-0	308	3	29	2













Receiving	No.	Yds	TD	Long
Bumphis	7	93	0	25
Green	6	71	2	29
Clark	3	44	0	24
Johnson	2	34	1	25
Smith	3	31	0	20
Perkins	2	25	0	14
Hill	1	5	0	5
Hemphill	1	5	0	5
Totals	25	308	3	29

SCORING SUMMARY

Team	Qtr	Time	Scoring Play	Conversion	Plays	TOP	Score
MS	1	12:21	Devon Bell 31 yd field goal	-	8-73	2:39	0-3
UT	1	8:51	Neal 6 yd run	PAT Good	10-75	3:30	7-3
MS	1	3:09	Robinson 10 yd run	PAT Good	10-65	5:42	7-10
MS	2	14:17	Green 13 yd pass from Prescott	PAT Good	6-40	2:32	7-17
UT	2	14:02	Patterson 98 yd kickoff return	PAT Good	-	-	14-17
MS	2	9:29	Bell 24 yd field goal	-	10-66	4:26	14-20
MS	2	7:46	Green 7 yd pass from Russell	PAT Good	4-32	1:43	14-27
UT	3	10:35	Palardy 38 yd field goal	-	10-62	4:19	17-27
UT	3	4:07	Patterson 11 yd pass from Bray	PAT Good	15-86	5:03	24-27
MS	4	7:58	Perkins 1 yd run	PAT Good	3-30	1:14	24-34
UT	4	5:22	Bartholomew 10 yd pass from Bray	PAT Good	5-58	2:31	31-34
MS	4	0:09	Johnson 9 yd pass from Russell	PAT Good	12-75	5:13	31-41



2019 SCHEDULE & RESULTS

Date	Opponent	Location	TV	Time	Series/ Result	Notable
Aug. 31	 GEORGIA STATE Panthers (3-2)	Knoxville, Tenn. Neyland Stadium	ESPNU	3:30 ET	L, 38-30	QB Jarrett Guarantano records second-career 300-yard passing game (311)
Sept. 7	 BYU Cougars (2-3)	Knoxville, Tenn. Neyland Stadium	ESPN	7 ET	L, 29-26 (2 OT)	Jauan Jennings had 88 yards receiving and 2 TDs in double OT loss to Cougars
Sept. 14	 CHATTANOOGA Mocs (3-3)	Knoxville, Tenn. Neyland Stadium	SEC Network	12 ET	W, 45-0	Vols forced five turnovers and blocked a punt to record second shutout under Pruitt
Sept. 21	 at #9/8 FLORIDA * Gators (6-0)	Gainesville, Fla. Ben Hill Griffin Stadium	ESPN	12 ET	L, 34-3	Vols forced three turnovers but struggled on offense in loss to the Gators
Oct. 5	 #3/3 GEORGIA * Bulldogs (5-0)	Knoxville, Tenn. Neyland Stadium	ESPN	7 ET	L, 43-14	Vols had two players with 100-plus yards receiving for first time since 2012
Oct. 12	 --/RV MISSISSIPPI STATE * Bulldogs (3-2)	Knoxville, Tenn. Neyland Stadium	SEC Network	12 ET	28-16-1	First meeting between the two programs in Knoxville since a 34-3 win by UT in 2008
Oct. 19	 at ALABAMA * Crimson Tide (5-0)	Tuscaloosa, Ala. Bryant-Denny Stadium	TBA	TBA	38-56-7	Vols last win in Tuscaloosa was a 51-43 five overtime classic in 2003
Oct. 26	 SOUTH CAROLINA* Gamecocks (2-3)	Knoxville, Tenn. Neyland Stadium	TBA	TBA	25-10-2	Last seven meetings have all been decided by six points or less
Nov. 2	 UAB Blazers (4-1)	Knoxville, Tenn. Neyland Stadium	TBA	TBA	4-0	UT has hosted UAB three times since 2005, more than any other non-conference team
Nov. 9	 at KENTUCKY * Wildcats (2-3)	Lexington, Ky. Kroger Field	TBA	TBA	80-25-9	UT's 2018 upset win over No. 11 UK was its first over a top-15 team since Oct. 19, 2013
Nov. 23	 at MISSOURI * Tigers (4-1)	Columbia, Mo. Memorial Stadium	TBA	TBA	2-5	RB Ty Chandler tied his career-high with two rushing TDs in last year's meeting
Nov. 30	 VANDERBILT * Commodores (1-4)	Knoxville, Tenn. Neyland Stadium	TBA	TBA	75-32-5	UT has been playing Vanderbilt longer than any other opponent (First game was in 1892)

****Rankings indicative of when game was played (AP, Coaches, CFP)**

VOLS IN THE STATS RANKINGS

TEAM (FBS & SEC)

Category	FBS	SEC	Value
Rushing Offense	90	12	137.6
Passing Offense	86	10	215.2
Passing Efficiency	87	10	128.44
Total Offense	106	13	352.8
Scoring Offense	98	12	23.6
Rushing Defense	85	12	167.4
Passing Yards Allowed	54	6	209.6
Pass Efficiency Defense	67	9	130.16
Total Defense	57	8	377.0
Scoring Defense	83	13	28.8
Net Punting	50	7	39.0
Punt Return Average	8	1	17.75
Kickoff Return Average	26	2	25.0
Turnover Margin	77	10	-0.20
Sacks	96	12	1.60
Sacks Allowed	85	12	2.40
Tackles for Loss	124	14	3.8

INDIVIDUAL (TOP 50 FBS)

Category	Name	Rk	Value
Field Goal Pct	Brent Cimaglia	16	90%
Field Goals/Game	Brent Cimaglia	14	1.80
Fumbles Recovered	LaTrell Bumphus	34	1
	Darrell Taylor	34	1
	Henry To'o To'o	34	1
Punt Return TDs	Brandon Johnson	1	1
Receiving TDs	Jauan Jennings	19	5
Receiving Yards	Jauan Jennings	45	395
Receiving Yards/Game	Jauan Jennings	39	79.0
Rushing YPC	Ty Chandler	50	5.42
Total Touchdowns	Jauan Jennings	49	5
Yards/Reception	Marquez Callaway	26	19.92

INDIVIDUAL (TOP 10 SEC)

Category	Name	Rk	Value
Completion Pct	Jarrett Guarantano	7	62.2%
Completions/Game	Jarrett Guarantano	10	15.0
Field Goal Pct	Brent Cimaglia	3	90%
Field Goals/Game	Brent Cimaglia	2	1.80
Fumbles Recovered	LaTrell Bumphus	4	1
	Darrell Taylor	4	1
	Henry To'o To'o	4	1
Passing Efficiency	Jarrett Guarantano	6	141.9
Passing TDs	Jarrett Guarantano	7	7
Passing YPC	Jarrett Guarantano	10	12.30
Punt Return TDs	Brandon Johnson	1	1
Receiving TDs	Jauan Jennings	6	5
Receiving Yards	Jauan Jennings	7	395
Receiving Yards/Game	Jauan Jennings	6	79.0
Rushing YPC	Ty Chandler	8	5.42
Total Touchdowns	Jauan Jennings	7	5
Yards/Pass Attempt	Jarrett Guarantano	7	7.65
Yards/Reception	Marquez Callaway	5	19.92

2019 AWARDS & HONORS

WARREN BURRELL • DB • FR

- FWAA Freshman All-America Team Watch List

MARQUEZ CALLAWAY • WR • SR

- Second Team All-SEC (RS) (Media)
- Second Team All-SEC (RS) (Coaches)

TY CHANDLER • RB • JR

- Doak Walker Award Watch List

JOE DOYLE • P • R-SO

- Ray Guy Award Watch List

JARRETT GUARANTANO • QB • R-JR

- Maxwell Award Watch List
- Johnny Unitas Golden Arm Award Watch List

JAUAN JENNINGS • WR • R-SR

- PFF College SEC Team of the Week (Wk 1)

RYAN JOHNSON • OL • R-JR

- Wuerffel Trophy Watch List

BRANDON KENNEDY • OL • R-SR

- Rimington Trophy Watch List

RILEY LOVINGOOD • LS • R-SR

- Patrick Mannelly Award Watch List

WANYA MORRIS • OL • FR

- ESPN True Freshman All-America Team
- FWAA Freshman All-America Team Watch List

TREY SMITH • OL • JR

- Wuerffel Trophy Watch List

DARRELL TAYLOR • OLB • R-SR

- Third Team All-SEC (Coaches)
- Chuck Bednarik Award Watch List
- Butkus Award Watch List
- Bronko Nagurski Trophy Watch List

HENRY TO'O TO'O • LB • FR

- ESPN True Freshman All-America Team
- FWAA Freshman All-America Team Watch List

NIGEL WARRIOR • DB • SR

- Third Team All-SEC (Coaches)
- PFF College Nat'l Team of the Week (Wk 3)

DOMINICK WOOD-ANDERSON • TE • SR

- John Mackey Award Watch List

DARNELL WRIGHT • OL • FR

- ESPN True Freshman All-America Team
- FWAA Freshman All-America Team Watch List

TO'O TO'O TACKLING MACHINE

- True freshman linebacker **Henry To'o To'o** has been one of the Vols' top defensive players through the team's first five games.
- The Sacramento, Calif., native has started all five games and ranks second on the team with 32 total tackles and 2.5 tackles for loss. He also has three quarterback hurries, a pass breakup and a fumble recovery.
- To'o To'o was third on the team with seven tackles against No. 3 Georgia in UT's last game, his fourth game of seven tackles or more.
- In the season opener, To'o To'o became the first true freshman to lead the Vols in tackles in a season opener since **Dwayne Goodrich** did so against UNLV in 1996.



NOTING THE VOLTS

RARE MEETING VS. MISSISSIPPI STATE

- Saturday's meeting between Tennessee and Mississippi State is the first game between the two schools since 2012 and the first meeting inside Neyland Stadium since 2008.
- Tennessee has faced every other SEC school at least once since the 2012 meeting against the Bulldogs.
- Tennessee has won the last four meetings in Knoxville (1991, 1995, 2003, 2008). Mississippi State's last win in Knoxville came in 1986.
- Following this season's matchup, Tennessee and Mississippi State are not scheduled to play again until 2024 in Starkville.

PRUITT VS. SEC WEST

- During his first season as Tennessee's head coach, **Jeremy Pruitt** led the Vols to their first win over an SEC west opponent since 2010 with a 30-24 road victory over No. 21 Auburn.
- A win over Mississippi State would give Tennessee a win over SEC west opponents in back-to-back seasons for the first time since 2007 and 2008.

SHOOPS REUNITE IN KNOXVILLE

- Former Tennessee and current Mississippi State defensive coordinator **Bob Shoop** will square off against his son, **Jay Shoop**, and his former team Saturday in Neyland Stadium.
- Bob Shoop was the Vols' defensive coordinator during the 2016 and 2017 seasons, while Jay is a walk-on redshirt sophomore defensive back.

MAURER IMPRESSES IN FIRST START

- True freshman quarterback **Brian Maurer** earned his first-career start against Georgia, marking the first start by a Tennessee true freshman quarterback since **Will McBride** started against Missouri on Nov. 11, 2017.
- Maurer finished the game with 259 yards passing, the most by a Tennessee true freshman quarterback in his first start since **Tyler Bray** had 325 at Memphis on Nov. 6, 2010.
- Maurer's 205 first-half passing yards were the most in a first half since the Vols' game against Vanderbilt in 2016.
- Maurer's 73-yard touchdown toss to **Marquez Callaway** was his first completion inside Neyland Stadium. It was also Tennessee's longest pass play since Oct. 31, 2015 against Kentucky, when **Josh Dobbs** connected with **Josh Malone** for a 75-yard touchdown.
- Maurer began the game 10-for-17, connecting with Callaway and **Jauan Jennings** for the first two touchdown passes of his career.

CALLAWAY, JENNINGS BOTH TOP 100

- **Marquez Callaway** (105) and **Jauan Jennings** (114) each went over 100 yards receiving in Tennessee's game against No. 3 Georgia, marking the first time since Nov. 10, 2012 that UT had two receivers with 100-plus yards in the same game. On that date, **Justin Hunter** and **Mychal Rivera** had 141 and 129, respectively.
- Callaway's 73-yard touchdown reception from **Brian Maurer** was the longest reception of his career. His 105 yards were a season-high and his second career 100-yard performance.

SPECIAL TEAMS HAVE BEEN SPECIAL

- Through the first five games of the 2019 season, Tennessee ranks at or near the top of the nation in several special teams categories.
- **Brent Cimaglia's** nine made field goals are the second most by any kicker in the SEC.

- UT has made 200 consecutive point after attempts (PATs), the third-longest streak in the nation behind Auburn (300) and Georgia (270).
- Tennessee is the only team in the nation that has not allowed a single kickoff return yard this season. **Paxton Brooks** has registered touchbacks on 22 of his 23 kickoffs, and his 95.65 percent touchback rate is the best in the nation.
- The Vols have allowed just 18 total yards in punt returns this season and redshirt sophomore punter **Joe Doyle** was named to the Ray Guy Award Watch List earlier this season.
- UT ranks eighth nationally and first in the SEC in punt returns with an average of 17.8 yards per return. The Vols also rank second in the SEC and 27th nationally in kickoff returns (25.0 avg).

JENNINGS CLIMBING ALL-TIME CHARTS

- Wide receiver **Jauan Jennings** has been Tennessee's biggest threat through the air through five games. The redshirt senior has 26 receptions for 395 yards and five touchdowns.
- Jennings ranks seventh in the SEC in receiving yards and fourth in touchdown receptions.
- Jennings had three receiving touchdowns over the course of the entire 2018 season. He surpassed that total through just three games in 2019. He is also just four receptions away from matching his 2018 season-long output of 30.
- Jennings' seven-catch, 114-yard outing against No. 3 Georgia tied a career high in receptions and set a new career-best yardage total.
- Jennings set a single-game career-high in receptions against Georgia State in the season opener with seven catches and has matched that total twice against Florida and Georgia.
- Jennings' four-catch, 88-yard, two touchdown performance against BYU in week two was the second multi-score game of his career (2016 vs. Missouri).
- For his performance in the season opener against Georgia State that included seven catches for 108 yards and a touchdown, Jennings was named to PFF College's SEC Team of the Week and graded out as a 79.8 — the highest grade of any slot receiver in the nation.
- Five games into his senior season, Jennings has continued to climb Tennessee's all-time list for career receiving touchdowns (10th), career receptions (11th) and career receiving yards.

All-Time Career Touchdown Receptions Leaders

5.	18	Justin Hunter	2010-12
	18	Denarius Moore	2007-10
	18	Corey Fleming	1990-93
8.	17	Robert Meachem	2004-06
9.	16	Alvin Harper	1987-90
10.	15	Jauan Jennings	2015-Pres.
	15	Tim McGee	1982-85

All-Time Career Receptions Leaders

7.	125	Robert Meachem	2004-06
8.	123	Tim McGee	1982-85
9.	117	Larry Seivers	1973-76
10.	113	Jauan Jennings	2015-Pres.
	113	Lucas Taylor	2005-08

All-Time Career Receiving Yards Leaders

14.	1,710	Gerald Jones	2007-10
15.	1,705	Craig Faulkner	1990-93
16.	1,615	Thomas Woods	1986-89
17.	1,608	Josh Malone	2014-16
18.	1,579	Jauan Jennings	2015-Pres.

MORRIS, WRIGHT GET O-LINE STARTS

- True freshmen **Wanya Morris** (LT) and **Darnell Wright** (RG/RT) have both started on the offensive line for Tennessee in each of the past three games, marking the first time since 2014 that two true freshmen have started the three or more games for the Vols on the offensive line.

SI NAMES UT AMONG ELITE

- Tennessee ranks in Sports Illustrated's Top 10 for Best Fight Song (No. 3), Best Stadium (No. 8), Best College Town (No. 8) and All-Time College Football Program (No. 9).
- Tennessee is only college football program ranked in the Top 10 on each of the five lists.



VOLS' 2019 SIGNING CLASS

EARLY ENROLLEES

OL Chris Akporoghene - Warri, Nigeria
 DB Warren Burrell - Suwanee, Ga.
 LB Quavaris Crouch - Charlotte, N.C.
 DB Tyus Fields - Cornelius, N.C.
 RB Eric Gray - Memphis, Tenn.
 WR Ramel Keyton - Marietta, Ga.
 TE Jackson Lowe - Cartersville, Ga.
 QB Brian Maurer - Ocala, Fla.
 DB Jaylen McCollough - Austell, Ga.
 OL Wanya Morris - Savannah, Ga.

DECEMBER SIGNEES

OL Chris Akporoghene - Warri, Nigeria
 ATH Aaron Beasley - Franklin, Ga.
 TE Sean Brown - Rome, Ga.
 DB Warren Burrell - Suwanee, Ga.
 LB Quavaris Crouch - Charlotte, N.C.
 DB Tyus Fields - Cornelius, N.C.
 RB Eric Gray - Memphis, Tenn.
 LB Roman Harrison - Bainbridge, Ga.
 WR Ramel Keyton - Marietta, Ga.
 OL Jackson Lampley - Nashville, Tenn.
 TE Jackson Lowe - Cartersville, Ga.
 QB Brian Maurer - Ocala, Fla.
 DB Jaylen McCollough - Austell, Ga.
 DB Jerrod Means - Lovejoy, Ga.
 DL Darel Middleton - Knoxville, Tenn.
 OL Wanya Morris - Savannah, Ga.
 DL Elijah Simmons - Memphis, Tenn.
 DL Savion Williams - Washington, D.C.

FEBRUARY SIGNEES

LB Henry To'o To'o - Sacramento, Calif.
 OL Darnell Wright - Huntington, W. Va.



NOTING THE VOLS

- Wright started Tennessee's games against Chattanooga and Florida at right guard before starting at right tackle against Georgia. Morris has started four games this season, all at left tackle.

30 PLAYERS HAVE DEBUTED FOR VOLS

- Through five games, 18 Tennessee true freshmen and 12 other players have made their career debuts in the Orange and White.
- Four true freshmen — **Henry To'o To'o** (5), **Warren Burrell** (4), **Wanya Morris** (4) and **Darnell Wright** (3) — have started at least three games.
- Two non-freshmen newcomers have started games this season for Tennessee: **Aubrey Solomon** (5) and **Darel Middleton** (1).

TRUE FRESHMEN SHINING EARLY

- A starter at linebacker in each of the first five games, **Henry To'o To'o** ranks second on the team in tackles with 32. In the season opener, he became the first true freshman to lead the Vols in tackles in a season opener since **Dwayne Goodrich** did so against UNLV in 1996.
- Running back **Eric Gray** has rushed for 170 yards through five games, including a 77-yard performance against BYU. Gray has also caught nine passes for 60 yards.
- Cornerback **Warren Burrell** has earned four starts and produced 10 tackles.
- In his first action as a Vol, defensive back **Kenney Solomon** intercepted a pass in the end zone against Chattanooga.
- Quavaris Crouch** has seen action in all five games and has 11 tackles, two pass breakups and three quarterback hurries. Crouch, a high school running back, also registered a rush against Florida in which he picked up four yards and a first down.
- Fellow linebacker **Roman Harrison** has played in four games and registered four tackles and a quarterback hurry.
- Wanya Morris** and **Darnell Wright** have each seen large amounts of playing time on the offensive line, with Morris earning four starts at left tackle and Wright starting the past three games — two at right guard and one at right tackle.

BITULI'S RETURN BOLSTERS DEFENSE

- After missing the first two games of the season due to injury, senior linebacker **Daniel Bituli** has returned to start Tennessee's last three games at middle linebacker.
- Against Florida, Bituli made eight tackles (including two sacks) and forced a fumble in his first extended action of the season.
- In limited action against Chattanooga, Bituli recorded two tackles along with a pass breakup and a quarterback hurry.
- Bituli has led the Vols in tackles for the two straight seasons, making him the 11th Vol to lead UT in tackles in back-to-back seasons.
- The Nashville native had 79 tackles as a junior in 2018 and 90 tackles as a sophomore in 2017, including a 23-tackle game in the season-opener versus Georgia Tech.
- Bituli could become just the second player in Tennessee history (**A.J. Johnson**, 2012-14) to lead the team in tackles for three straight seasons if he were to accomplish the feat again in 2019.

CIMAGLIA FOR THREE

- Placekicker **Brent Cimaglia** has put together an impressive start to his third season on Rocky Top, converting on nine of his 10 field goals and all 13 of his extra points.

- Cimaglia's nine made field goals rank second in the SEC.
- Cimaglia tied a career-long make against BYU, nailing a 51-yard kick in the second quarter. He previously made a 51-yarder at Florida in 2017.
- The junior has also made field goals from 19, 22, 31, 34, 39, 40 (2x) and 48 yards during the season's first four games, bringing his career total field goal mark to 27-for-36. He is also 48-for-48 on extra points over the course of his career.
- Cimaglia has made his last 11 of his last 12 field goals and has hit eight of his last 11 field goal attempts of 40 or more yards dating back to the end of last season.

CHANDLER A BIG PLAY THREAT

- Junior running back **Ty Chandler** eclipsed 150 yards rushing in a game for the second time in his career during Tennessee's week two matchup against BYU, going for 154 yards on 26 carries.
- Chandler's 53-yard run in the second quarter against BYU was his third career run of 50 or more yards.
- In addition to his runs of 50 yards or more, Chandler has recorded 13 plays of 30 or more yards. Six of those plays have been rushes, two have been receptions and five have come on kick returns.
- The Nashville native has totaled a team-leading 320 yards and two touchdowns on the ground during the season's first five games.
- In kick return yardage, Chandler rank sixth in the SEC at 14.8 yards per return.
- Chandler led the Vols in rushing last season with 630 yards on 115 carries (5.5 ypc) and four rushing TDs.
- Chandler made history last season as a result of his pass-catching ability out of the backfield. With a 10-yard touchdown reception in the second quarter vs. No. 1 Alabama on Oct. 20, he became the first Tennessee running back to ever record a touchdown reception in three consecutive games. Chandler had a 35-yard catch and run for a score at No. 2 Georgia on Sept. 29 and a 42-yard touchdown reception at No. 21 Auburn on Oct. 13.

BALL-HAWKING DEFENSE

- In games against Chattanooga and Florida, Tennessee intercepted multiple passes in back-to-back games for the first time since Sept. 27 and Oct. 4, 2014.
- The Vols picked off four passes against Chattanooga and two against Florida.
- Tennessee's five forced turnovers in its 45-0 win over Chattanooga were the most in a single game by the Vols since Sept. 10, 2016 in the Battle at Bristol against Virginia Tech.
- The Vols' four interceptions against the Mocs were the most in a single game since also tallying four in the Outback Bowl against Northwestern on Jan. 1, 2016.

JG HIGH ON UT ALL-TIME LISTS

- Tennessee redshirt junior quarterback **Jarrett Guarantano** currently ranks second in program history for career completion percentage with a 62.1 percent rate, edging out **Jeff Francis**, **Heath Shuler** and **Tony Robinson** and coming into just behind **Peyton Manning** (min. 400 attempts).
- Guarantano also ranks 12th in program history in career passing yards with 3,654. He needs just 169 yards to pass **Alan Cockrell** (3,823) for 11th.
- Guarantano has tossed only nine interceptions in 483 career attempts and his 1.86 interception percentage is the lowest in school history (min. 400 attempts).
- Guarantano ranks No. 6 in the SEC with seven touchdown passes.

ON THIS DAY...

OCT.
12

THE RECORD: 10-5
THE STREAK: L1
LAST TIME:
L, 18-13 at No. 6 Georgia
Athens, Ga.
Oct. 12, 2002

LAST FIVE GAMES ON OCT. 12

2002	L, 18-13	at No. 6 Georgia
1996	W, 29-17	at Georgia
1991	L, 35-18	at No. 10 Florida
1985	L, 17-10	at No. 7 Florida
1974	L, 20-10	at LSU

DID YOU KNOW: Tennessee and Mississippi State have played just five times since 2000, with the Vols holding a 4-1 advantage.



Tennessee's All-Time Record on SEC Network: 22-7

Last Five Times on SEC Network:

Sept. 14, 2019 - vs. Chattanooga (W, 45-0)
Nov. 24, 2018 - at Vanderbilt (L, 38-13)
Nov. 10, 2018 - vs. Kentucky (W, 24-7)
Oct. 27, 2018 - at South Carolina (L, 27-24)
Oct. 13, 2018 - at Auburn (W, 30-24)

FUTURE SCHEDULES

2020

Sept. 5: Charlotte
Sept. 12: at Oklahoma
Sept. 19: Furman
Nov. 21: Troy

2021

Sept. 4: Bowling Green
Sept. 11: Pittsburgh
Sept. 18: South Alabama

2022

Sept. 3: Ball State
Sept. 10: at Pittsburgh
Sept. 17: Army

2023

Sept. 2: at BYU

2024

Sept. 7: Oklahoma

NOTING THE VOLS

• During the 2018 season, Guarantano threw 166 consecutive passes without an interception – a program record. Guarantano finished the season with a 4:1 TD-to-INT ratio – the best by a UT starting quarterback since Manning in 1995.

All-Time Career Passing Yards Leaders

8.	4,592	Tee Martin	1996-99
9.	4,187	Jonathan Crompton	2006-09
10.	4,088	Heath Shuler	1991-93
11.	3,823	Alan Cockrell	1981-83
12.	3,654	Jarrett Guarantano	2017-Pres.

All-Time Career Completion Percentage Leaders

1.	62.5	Peyton Manning	1994-97
2.	62.1	Jarrett Guarantano	2017-Pres.
3.	62.0	Jeff Francis	1985-88
4.	61.6	Heath Shuler	1991-93
5.	61.6	Tony Robinson	1982-85

(min. 400 attempts)

11 VOLS HAVE MORE THAN 12 STARTS

- UT has 11 players that have started over 12 games led by DB **Nigel Warrior** (29), WR **Marquez Callaway** (27), WR **Jauan Jennings** (24), QB **Jarrett Guarantano** (22), OL **Trey Smith** (23) and LB **Darrell Taylor** (22).
- **Daniel Bituli** (21), **Josh Palmer** (19), Callaway, Guarantano, Taylor and Warrior all could become three-year starters.
- Jennings has logged at least one start in five straight seasons. He started the 2017 season-opener before redshirting due to injury.

BUMPHUS EXCELS IN FIRST START

- Defensive lineman **LaTrell Bumphus** became the second player on Tennessee's roster with a multiple-sack game to his credit during the Vols' game against BYU.
- Bumphus, who registered two sacks after earning his first-career defensive start, joined **Darrell Taylor** as players on Tennessee's roster with games of two sacks or more.
- Before moving to defensive line prior to the 2019 season, Bumphus started one game at tight end against South Carolina in 2018.

THREE TRUE FRESHMEN START OPENER

- Linebacker **Henry To'o To'o**, offensive lineman **Wanya Morris** and defensive back **Warren Burrell** became the first Tennessee true freshman trio to start a season opener since 2014.
- To'o To'o became the first Tennessee true freshman to start at linebacker in a season opener since **A.J. Johnson** and **Curt Maggitt** in 2011 against Montana.
- Morris became the first Tennessee true freshman to start on the offensive line in a season opener since **Trey Smith** did so in 2017 against Georgia Tech. He was also one of only eight FBS true freshmen to start during week one.
- Burrell's start at defensive back marked the second straight season in which at least one true freshman defensive back has started the season opener for the Vols. **Alontae Taylor** and **Trevon Flowers** both started the 2018 opener against West Virginia, becoming the first true freshman DBs since VFL and current Pittsburgh Steelers defensive back **Cameron Sutton** did so in 2013.

BOUNCING BACK

- Time and time again, the Tennessee Volunteers have rebounded from season-opening losses to PUT ON MORE STEAM and CARRY THE FIGHT to the rest of their opponents.

- **1967:** Opened the season with a 20-16 loss at UCLA and won the next NINE games to win the SEC Championship and be named National Champions by one publication.

- **1981:** Lost the first two games in blowouts (44-0 at Georgia and 43-7 at Southern Cal), but rallied to finish 8-4, including a bowl win over Wisconsin.

- **1988:** Lost the first six games, but won the last five to set the momentum up for the 1989 (11-1) SEC Championship team.

- **1994:** Lost three of the first four games (including opener at UCLA and a 31-0 loss at home to Florida) before finishing 7-1 down the stretch to go 8-4 with a Gator Bowl win over Virginia Tech.

- **2007:** Lost first game at California and rallied to finish 10-4, win the SEC East, play in the SEC Championship Game and beat Wisconsin in the Outback Bowl.

QBs BEWARE, DT IS BACK

- Senior linebacker **Darrell Taylor** got back into the backfield again for the first time of the 2019 season against BYU, coming up with his first sack of the season.
- Taylor has one sack, two tackles for loss, 19 tackles, three quarterback hurries, two pass breakups and a fumble recovery through the season's first three games.
- Entering 2019, Taylor was the SEC's leading returner in sacks. No returning SEC player had more than Taylor's eight sacks in 2018.
- Taylor is on the Bednarik, Butkus and Nagurski Preseason Watch Lists.
- Taylor became the third Tennessee player ever to tally four sacks in a game against Kentucky on Nov. 10, 2018, joining **Reggie White** (1983 vs. The Citadel) and **Cory Miller** (2013 at Kentucky).
- Taylor also had three sacks and two forced fumbles against No. 2 Georgia in 2018.
- Last season, Taylor joined **Derek Barnett** (2014) and **Leonard Little** (1996) as the only players in program history to record two games of three or more sacks in the same season.

WELCOME BACK!

- Defensive coordinator/defensive backs coach **Derrick Ansley**, offensive coordinator **Jim Chaney** and assistant head coach/passing game coordinator/wide receivers coach **Tee Martin** all returned to Rocky Top to join **Jeremy Pruitt's** staff this offseason.
- Ansley, who served as Tennessee's defensive backs coach during the 2012 season, came back to UT following a one-year stint as the Oakland Raiders' defensive backs coach. Ansley also coached defensive backs at Alabama alongside Pruitt in 2016 and 2017.
- Chaney's offenses set multiple program records during his time as Tennessee's offensive coordinator and quarterbacks coach from 2009-12. Since last coaching in Knoxville, Chaney has served as offensive coordinator at Arkansas (2013-14), Pitt (2015) and Georgia (2016-18).
- Quarterback of Tennessee's 1998 BCS National Championship team, Martin returned to Rocky Top coming off of a seven-year stint at USC. He coached 11 NFL Draft picks as offensive coordinator and wide receivers coach at USC and Kentucky.

CHANAY'S OFFENSES AT TENNESSEE

- **Jim Chaney's** offenses set multiple game and single-season records during his four previous seasons as Tennessee's offensive coordinator and quarterbacks coach. Twelve players from his offenses at Tennessee went on to be selected in the NFL Draft.

DRAFT PROSPECTS

- Two Tennessee upperclassmen are already receiving some major attention when it comes to the 2020 NFL Draft.
- Redshirt senior outside linebacker **Darrell Taylor** and junior offensive lineman **Trey Smith** were both tabbed as projected first-round picks in a Mock Draft by CBS Sports' Chris Trapasso.
- Taylor was projected to be chosen with the 27th pick and was rated as the 55th best player overall.
- Smith was projected to be selected with the 18th pick and was rated as the 34th best overall prospect.



DEGREES IN HAND

- Three players on Tennessee's roster have already graduated prior to the 2019 season, while 10 others are expected to graduate in December.

Current graduates:

- Ryan Johnson (OL | R-Jr.)
- Brandon Kennedy (OL | R-Sr.)
- Riley Lovingood (LS | R-Sr.)

Expected to graduate in December:

- Matt Ballard (LB | R-Jr.)
- Marquez Callaway (WR | Sr.)
- Andrew Craig (TE | R-Jr.)
- Carlin Fils-aime (RB | Sr.)
- Jarrett Guarantano (QB | R-Jr.)
- Jauan Jennings (WR | R-Sr.)
- Brandon Johnson (WR | Sr.)
- Landon Knoll (LB | R-Sr.)
- Marcus Tatum (OL | R-Jr.)
- Darrell Taylor (LB | R-Sr.)



NOTING THE VOLS

Season	YPG	PPG	Passing YPG
2009	383.5	29.3	226.3
2010	363.8	27.0	254.5
2011	332.7	20.3	242.6
2012	475.9	36.2	315.6

UT SIGNS ONE OF TOP 2019 CLASSES

- According to 247 Sports Composite's Team recruiting rankings, Tennessee finished with the No. 12 recruiting class in the nation.
- ESPN, Rivals, The Athletic, Sports Illustrated and SB Nation named Tennessee a "National Signing Day Winner" following the additions of four-star linebacker **Henry To'o To'o** and five-star offensive lineman **Darnell Wright** on February's signing day.
- Tennessee's 2019 recruiting class included 13 four-star prospects and two five-star prospects (Wright and fellow offensive lineman **Wanya Morris**).
- 16 signees led their high schools to the playoffs last fall.
- UT signed players from seven different states - Tennessee, Georgia, California, West Virginia, Maryland, Florida and North Carolina; also one from Nigeria.
- Tennessee signed three Under Armour All-Americans and three All-American Bowl participants.
- Morris, Wright and To'o To'o, along with DB **Warren Burrell** were all named to the FWAA Freshman All-America Team Preseason Watch List. UT led all teams with its four selections.
- Morris, Wright and To'o To'o were also all named to ESPN's Preseason Freshman All-America Team.
- Tight ends coach **Brian Niedermeyer** was named 247 Sports National Recruiter of the Year for his efforts on the recruiting trail. Niedermeyer joined **Jeremy Pruitt** (2013) and **Tee Martin** (2016) as winners of the National Recruiter of the Year award currently on Tennessee's staff.

PRUITT GRABS BIG WINS IN YEAR ONE

- VOLS DOMINATE WILDCATS, 24-7:** Tennessee held an SEC opponent to seven points or less for the first time in over 10 years (2008) and **Jarrett Guarantano** threw a 39-yard Hail Mary TD to **Marquez Callaway** to cap the first half as Tennessee won its second game over a ranked opponent in 2018, defeating No. 11 Kentucky for the 17th straight time in Neyland Stadium on Nov. 10.
- Darrell Taylor** had an FBS-leading four sacks versus the Wildcats and collected several National and SEC Player of the Week honors.
- PRUITT GRABS 1ST SEC WIN IN JORDAN-HARE:** **Jarrett Guarantano** passed for a career-high 328 yards in the 30-24 win at No. 21 Auburn - UT's first upset victory over a ranked team on the road since 2006. **Jauan Jennings** gave the Vols a 20-17 lead on a 25-yard TD catch late in the third quarter and **Alontae Taylor** recovered a fumble in the end zone for a TD to seal the victory.

VOLS WITH NFL DADS

- Four players on Tennessee's current roster have fathers who have played in the NFL:
- LB Kivon Bennett:** Father, Cornelius Bennett, was the No. 2 overall pick in the 1987 NFL Draft by the Indianapolis Colts. He was a 3-time All-Pro, 2-time AFC Defensive Player of the Year (1988 & 1991) and played in five Super Bowls over his 14-year career.
- DB Baylen Buchanan:** Father, Ray Buchanan, played in the NFL from 1993-2004 with the Indianapolis Colts, Atlanta Falcons and Oakland Raiders. He was a 2-time All-Pro (1994 & 1998).
- DB Tyus Fields:** Father, Mark Fields, was selected with 13th overall pick in the 1995 NFL Draft by the New Orleans Saints. He played linebacker for 10 seasons in the NFL (1995-2004), spending time with the Saints, Rams and Panthers. Fields earned Pro Bowl recognition twice (2000 & 2004).

- DB Nigel Warrior:** Father, Dale Carter, was a first round draft pick by the Kansas City Chiefs in 1992 before going on to win the NFL Defensive Rookie of the Year Award. Carter was a four-time Pro Bowler (1994-97) and two-time All-Pro (1995 & 1996).

ACADEMIC HIGHLIGHTS

- Four players on Tennessee's roster will take the field this fall already possessing degrees: **Jarrett Guarantano**, **Ryan Johnson**, **Brandon Kennedy** and **Riley Lovingood**.
- 58 players on Tennessee's roster were named Vol Scholars this past spring (3.0 GPA or higher).
- Former Vols Who Have Recently Won Academic Awards:** **Parker Henry** won the 2018 McWhorter Award as the SEC's Male Student-Athlete of the Year. **Joshua Dobbs** won the 2017 Torchbearer Award - the most prestigious honor given to a student at UT.

VOLEADERS

- Two members of Tennessee's football team are a part of the VOLEaders Academy Class of 2019-20.
- Offensive lineman **Ryan Johnson** and defensive back **Alontae Taylor** will represent the football team in the 20-member group comprised of student-athletes from 15 different sports at UT.
- Current Tennessee wide receivers **Marquez Callaway** and **Josh Palmer**, offensive lineman **Trey Smith**, defensive back **Cheyenne Labruzzo** and defensive lineman **Matthew Butler** have all been members of the VOLEaders Academy in past years.
- UT announced the inception of its VOLEaders Academy in July of 2015. Student-athletes admitted into the VOLEaders learn how to use sport to positively impact their team, campus and local and global communities.

CFB 150

- The College Football 150th Anniversary (CFB 150) non-profit, headed by Executive Director Kevin Weiberg, was launched to stage several initiatives to commemorate the milestone, and several organizations have announced their own plans for celebrating the 150th anniversary. Joining the effort, the National Football Foundation (NFF) has established a special ceremonial committee, the NFF 150th Anniversary Team of Excellence, which is comprised of NFF Board Members who played football and have gone on to great success in life, to oversee the organization's plans.
- All teams will wear an special CFB 150 patch on their jerseys this season.
- Tennessee has also used social media to aid the initiative with a series of posts on its accounts, including a thread highlighting some of the most memorable moments in the program's history via the Tennessee Athletics (@Vol_Sports) Twitter account.



MOST OT GAMES, WINS EVER

- Tennessee has played 21 overtime games in program history — the most of any FBS team since the overtime rule was implemented during the 1995-96 bowl season.
- The Vols are 13-8 in overtime games and their 21 overtime appearances are the most in FBS history.

Team	Total	Wins	Losses	Pct.
Tennessee	21	13	8	.619
Arkansas	19	12	7	.632
Oregon	19	10	8	.556
TCU	19	9	10	.474
Fresno State	18	7	11	.389
Utah	17	9	8	.529
Missouri	16	11	5	.688

ALL-TIME WINS (FBS)

Rank	Team	Won	Lost	Tied
1.	Michigan	957	343	36
2.	Ohio State*	917	325	53
3.	Texas	912	371	33
4.	Alabama*	910	329	43
5.	Nebraska	901	390	40
	Notre Dame*	901	325	42
	Oklahoma	901	325	53
8.	Penn State	892	391	41
9.	USC*	842	347	54
10.	Tennessee	839	394	53
11.	Georgia	824	423	54
12.	LSU	802	415	47
13.	Auburn	772	442	47
14.	West Virginia	753	499	45
15.	Clemson	749	459	45

* Teams who have vacated wins

BY THE NUMBERS

TENNESSEE'S COACHING STAFF

16

Tennessee's on-field coaching staff has won a combined 16 national championships over the course of their careers. Jeremy Pruitt has the most with five.

29

Tennessee's coaching staff has also combined for a total of 29 conference championships.

200

UT's coaching staff has coached more than 200 NFL Draft picks during their combined careers, including 37 first-round selections.

66

The Vols' 11-man coaching staff have coached 66 All-Americans over the course of their careers.

8

Eight of Tennessee's on-field coaches have coached high school football during their careers.

QUOTE ME ON THAT...

Head coach Jeremy Pruitt on the team needing to continue to show improvement:

"Our number one goal is to win every game. Every game that we play, that's our goal. We don't walk out there saying that we hoped we played well tonight or hope that we play well in the first half; our goal is to find a way to win every game. That's the bottom line, and that will always be our goal. Until we start doing that around here, we're not going to stop. That has to be the expectations. Our kids hurt. They put a lot into it."

Senior DB Nigel Warrior on the team's performance and the fan support vs. Georgia:

"I think we played better as a team, and I think that's what helped us keep playing. We just have to figure out how to finish it off in the third and fourth quarter. Also, I'm thankful for the fans tonight. I'm always thankful for them but tonight I could really feel their presence and I just wanted to say that they came out and really gave us a lot of love and I could definitely feel it."

Redshirt Junior TE Austin Pope on Jarrett Guarantano helping Brian Maurer:

"He's selfless. I've known the guy for four years now. He's my roommate. He's my best friend. The guy loves ball. He loves people. He loves Brian. They're really good friends. He teaches him stuff all the time. He wishes all the success for him."

Senior WR Marquez Callaway on his 73-yard touchdown catch against Georgia:

"I mean, that's a receivers dream, to be running and then catching the ball in stride and scoring. Brian did a great job of moving in the pocket. I saw the replay and he had to evade a defender and step up in the pocket and throw it. Our coaches preach a lot about that, not just taking off scrambling but working the pocket and he did a great job of buying time and it gave me a chance to get open."

300-YD PASSERS, 100-YD RECEIVERS, 100-YD RUSHERS

300-YARD PASSING PERFORMANCES

Jarrett Guarantano (2)

Yds	Opponent	Date	Score
311	Georgia State	8/31/19	L, 38-30
328	at #21 Auburn	10/13/18	W, 30-24

100-YARD RUSHING PERFORMANCES

Ty Chandler (3)

Yds	Opponent	Date	Score
154	BYU	9/7/19	L, 29-26 (2OT)
158	UTEP	9/15/18	W, 24-0
120	at Kentucky	10/28/17	L, 29-26

Tim Jordan (1)

Yds	Opponent	Date	Score
118	vs. #17 WVU	9/1/18	L, 40-14

100-YARD RECEIVING PERFORMANCES

Jauan Jennings (4)

Yds	Opponent	Date	Score
114	#3 Georgia	10/5/19	L, 43-14
108	Georgia State	8/31/19	L, 38-30
102	#1 Alabama	10/20/18	L, 58-21
111	#19 Florida	9/24/16	W, 38-28

Marquez Callaway (2)

Yds	Opponent	Date	Score
105	#3 Georgia	10/5/19	L, 43-14
115	vs. Georgia Tech	9/4/17	W, 42-41 (2OT)

Brandon Johnson (2)

Yds	Opponent	Date	Score
107	Vanderbilt	11/25/17	L, 24-42
123	UMass	9/23/17	W, 17-13

PROGRAM MILESTONES

VICTORIES

No.	Date	Score	Opponent	Place
1	Oct. 15, 1892	25-0	Maryville	Maryville
50	Oct. 17, 1908	7-0	Kentucky State	Knoxville
100	Nov. 6, 1920	49-0	Transylvania	Knoxville
150	Oct. 27, 1928	26-7	Washington & Lee	Knoxville
200	Oct. 13, 1934	27-0	Mississippi	Knoxville
250	Nov. 16, 1940	41-14	Virginia	Knoxville
300	Oct. 16, 1948	21-6	Alabama	Knoxville
350	Oct. 15, 1955	20-0	Alabama	Birmingham
400	Nov. 9, 1963	26-0	Tulane	New Orleans
450	Oct. 3, 1970	48-3	Army	Knoxville
500	Nov. 22, 1975	17-13	Kentucky	Lexington
550	Nov. 26, 1983	34-24	Vanderbilt	Knoxville
600	Jan. 1, 1990	31-27	Arkansas	Dallas (Cotton)
650	Oct. 7, 1995	49-31	Arkansas	Fayetteville
700	Sept. 2, 2000	19-16	Southern Mississippi	Knoxville
750	Oct. 1, 2005	27-10	Mississippi	Knoxville
800	Aug. 31, 2013	45-0	Austin Peay	Knoxville

Current Total: 839 wins

LOSSES

No.	Date	Score	Opponent	Place
1	Nov. 21, 1891	24-0	Sewanee	Chattanooga
50	Nov. 6, 1909	51-0	Vanderbilt	Nashville
100	Oct. 19, 1935	25-0	Alabama	Knoxville
150	Sept. 27, 1958	13-0	Auburn	Birmingham
200	Dec. 29, 1973	28-19	Texas Tech	Jacksonville (Gator)
250	Oct. 13, 1984	43-30	Florida	Knoxville
300	Dec. 31, 2002	30-3	Maryland	Atlanta (Peach)
350	Oct. 13, 2012	41-31	Mississippi State	Starkville

Current Total: 394 losses

THE LAST TIME TENNESSEE...

INDIVIDUAL

Rushed for 100 yards - 154, Ty Chandler vs. BYU, 9/7/19
Rushed for 200 yards - 223, Arian Foster vs. Vanderbilt, 11/19/05
Rushed for 250 yards - 294, Chuck Webb vs. Mississippi, 11/18/89
QB Rushed for 100 yards - 118, Joshua Dobbs vs. Nebraska, 12/30/16
Passed for 300 yards - 311, Jarrett Guarantano vs. Georgia State, 8/31/19
Passed for 400 yards - 404, Tyler Bray vs. Missouri, 11/10/12
Passed for 500 yards - 530, Tyler Bray vs. Troy, 11/3/12
Had 100 yards receiving - Jauan Jennings (114) & Marquez Callaway (105) vs. Georgia, 10/5/19
Had 150 yards receiving - 161, Alvin Kamara at Texas A&M, 10/8/16
Had 200 yards receiving - 219, Cordarrelle Patterson, vs. Troy, 11/3/12
Returned onside kick for TD - 44, Bret Smith at S. Carolina, 10/30/04
Returned opening kickoff for TD - 91, Ty Chandler vs. Indiana State, 9/9/17
Returned conventional kickoff for TD - 100, Evan Berry at South Carolina, 10/29/16
Returned kickoff 100 yards - Evan Berry at South Carolina, 10/29/16
Returned punt for TD - 24, Brandon Johnson vs. Chattanooga (Blocked), 9/14/19
Returned a blocked punt for TD - 24, Brandon Johnson vs. Chattanooga, 9/14/19
Returned punt at least 75 yards - 82, Marquez Callaway vs. Charlotte, 11/4/18 (TD)
Had a rushing + punt return TD in same game - Alvin Kamara vs. WCU, 9/19/15 (2, 50)
Returned INT for TD - 27 yards, Kyle Phillips vs. Alabama, 10/20/18
Returned a fumble for TD - 8 yards, Alontae Taylor at Auburn, 10/13/18
Returned PAT for a score - 97, Floyd Miley vs. Mississippi, 11/17/90 (blocked kick return)
Rushed for three TDs - 4, John Kelly vs. Georgia Tech, 9/4/17
Rushed for four TDs - 4, John Kelly vs. Georgia Tech, 9/4/17
Threw four TD passes - 4, Joshua Dobbs vs. Florida, 9/24/16
Caught three TD passes - 3, Justin Hunter vs. Troy, 11/3/12
Made four FGs - 4, Brent Cimaglia vs. BYU, 9/7/19
Had an 80-yard run - 81, Ty Chandler vs. UTEP, 9/15/18
Had an 80-yard completion - 81, Tyler Bray to Justin Hunter vs. Montana, 9/4/11
Had 20+ tackles - 23, Daniel Bituli vs. Georgia Tech, 9/4/17
Recorded three sacks - 4.0, Darrell Taylor vs. Kentucky, 11/10/18
Forced two fumbles - 2, Darrell Taylor at Georgia, 9/29/18
Intercepted two passes - 2, Jeremy Banks vs. Chattanooga, 9/14/19
Intercepted three passes - 3, Deon Grant vs. Auburn 10/2/99
Made a 50-yard FG - 51, Brent Cimaglia vs. BYU, 9/7/19

TEAM

Shut out an opponent - 45-0 vs. Chattanooga, 9/14/19
Shut out consecutive opponents - at Vanderbilt and vs. Kentucky, 11/23/02 & 11/30/02 (24-0)
Rushed for more than 300 yards - 345 vs. UTEP, 9/15/18 (50 att.)
Rushed for more than 400 yards - 406 vs. Vanderbilt, 11/26/94 (60 att.)
Passed for more than 300 yards - 311 vs. Georgia State, 8/31/19 (40 att.)
Passed for more than 400 yards - 402 at Texas A&M, 10/8/16 (48 att.)
Had more than 500 yards total off. - 512 vs. UTEP, 9/15/18 (345 rush, 167 pass)
Had more than 600 yards total off. - 609 vs. Missouri, 11/19/16 (386 rush, 223 pass)
Scored 50 points - 59 vs. ETSU, 9/8/18 (Score: 59-3)
Scored 60 points - 63 vs. Missouri, 11/19/16 (Score: 63-37)
Scored 70 points - 70 vs. Louisiana-Monroe, 9/23/00 (Score: 70-3)
Scored 30+ points in a quarter - vs. Western Carolina, 9/19/15 (2nd quarter, 31 points)
Scored 35+ points in a quarter - Arkansas, 11/22/00 (1st quarter, 35 points)
Failed to rush for 100 yards - 70 vs. Georgia, 10/5/19 (29 att.)
Failed to pass for 100 yards - 44 at Alabama 10/21/17 (9-of-16, 1 int.)
Held opponent to fewer than 100 yards rushing - 77 vs. Kentucky, 11/10/18 (35 att.)
Held opponent to fewer than 100 yards passing - 76 vs. Chattanooga, 9/14/19 (9-of-26)
Held opponent to fewer than 100 yards total off. - 83 vs. W. Ky, 9/5/09 (34 rush, 49 pass)
Held opponent without a TD - vs. Chattanooga, 9/14/19 (Score: Tennessee 45-0)
Failed to get a first down - vs. Auburn, 9/27/58 (Score: Auburn 13-0)
Scored a safety - vs. Vanderbilt 11/28/15 (Derek Barnett sack)
Committed no turnovers - vs. Chattanooga, 9/14/19
Forced opponent into five turnovers - vs. Chattanooga, 9/14/19
Intercepted four passes - vs. Chattanooga, 9/14/19
Intercepted five passes - vs. Western Kentucky, 9/7/13
Committed no penalties - vs. Austin Peay, 8/31/13
Never had to punt - vs. Western Ky., 9/5/09 (15 off. possessions in 63-7 win)
Blocked a punt - vs. Chattanooga, 9/14/19 (Tyler Byrd)
Returned blocked punt for TD - 24 vs. Chattanooga, 9/14/19 (Brandon Johnson)
Blocked a field goal - vs. Kentucky, 11/10/18 (Shy Tuttle)
Returned blocked FG for TD - 90 vs. South Carolina, 10/28/95 (Tyrone Hines)
Returned punt and kickoff for TD in same game - at Kentucky, 10/31/15 (Evan Berry 100-yard KR; Cameron Sutton 84-yard PR)
Blocked a PAT - vs. Missouri, 11/17/18 (Tucker McCann blocked by Kyle Phillips)
Faked a punt - at Vanderbilt, 11/17/12 (Michael Palardy incomplete pass)
Successfully faked punt for 1st down - at Alabama, 10/22/11 (M. Palardy pass to A. Anderson)
Faked a FG - vs. Missouri, 11/22/14 (P. Ashford pass to A. Ellis for touchdown)
Attempted 2-pt conversion - at Vanderbilt, 11/24/18 (J. Guarantano pass unsuccessful)
Scored 2-pt conversion - vs. Florida, 9/22/18 (K. Chryst pass to J. Jennings successful)
Attempted onside kick - vs. Georgia State, 8/31/19 (Georgia State recovered)
Recovered onside kick - vs. Cincinnati, 9/10/11 (Michael Palardy recovered)
Two players with 100 yards rushing - J. Dobbs (190) & J. Kelly (101) vs. Missouri (11/19/16)
Three players with 100 yards rushing - James Stewart (145), Aaron Hayden (115) & Mose Phillips (107) vs. Vanderbilt, 11/30/91
Two players w/ 100 yards passing - J. Dobbs (183) & Q. Dormady (109) vs. TTU, 11/5/16
Two players w/ 100 yards receiving - J. Jennings (114) & M. Callaway (105) vs. Georgia, 10/5/19
Won OT game - vs. Georgia Tech, 9/4/17 (Score: UT 42-41, 2OT)
Lost OT Game - vs. BYU, 9/7/19 (Score: BYU 29-26, 2OT)
Won game on last play - at Georgia, 10/1/16 (UT 34-31, 43-yd TD pass Dobbs to Jennings)
Lost game on last play - vs. BYU, 9/7/19 (Score: BYU 29-26: 5-yd rushing TD in 2OT)
Rallied from down 14 to win - vs. Georgia Tech, 9/4/17 (trailed 28-14 in 4Q & won, 42-41)
Beat ranked opponent - vs. #11/12/12 Kentucky, 11/10/18 (Score: Tennessee 24-7)
Beat team ranked in top 15 - vs. #11/12/12 Kentucky, 11/10/18 (Score: Tennessee 24-7)
Beat team ranked in top 10 - at #10 Georgia, 10/7/06 (Score: Tennessee 51-33)
Beat team ranked in top five - at #4 LSU, 9/26/05 (Score: Tennessee 30-27, OT)
Forced four fumbles - at Kentucky, 10/28/17
Recovered four fumbles - at Kentucky, 10/28/17

THE LAST TIME AN OPPONENT...

INDIVIDUAL

Rushed for 100 yards - 135, Larry Rountree vs. Mizzou, 11/17/18 (26 attempts)
Rushed for 200 yards - 216, Ish Witter at Mizzou, 11/11/17 (24 attempts)
Rushed for 250 yards - 282, Dexter McCluster at Mississippi, 11/14/09 (25 attempts)
A QB Rushed for 100 yards - 249, TaQuon Marshall vs. Georgia Tech, 9/4/17
Passed for 300 yards - 367, Kyle Shurmur at Vanderbilt, 11/24/18
Passed for 400 yards - 429, Will Grier vs. West Virginia, 9/1/18
Passed for 500 yards - Never
Had 100 yards receiving - 127, Micah Simon vs. BYU, 9/7/19
Had 150 yards receiving - 184, Trent Sherfield at Vanderbilt, 11/26/16
Had 200 yards receiving - 233, Pharoh Cooper at South Carolina, 11/1/14
Returned a kickoff for TD - 90, Corey Grant vs. Auburn, 11/9/13
Returned a kickoff 100 yards - Brandon Boykin vs. Georgia, 10/10/09
Returned a punt for TD - 79, Eddie Jackson vs. Alabama, 10/15/16
Returned a blocked punt for TD - 17, Sean Westgate at UCLA, 9/1/08
Returned an INT for TD - 16, CJ Henderson at Florida, 9/16/17
Returned a fumble for TD - 60, Tae Crowder vs. Georgia, 10/5/19
Returned an extra point for score - Quinton Reese, Auburn (SEC Championship), 12/6/97 (yardage not recorded)
Returned a punt at least 75 yards - 79, Eddie Jackson vs. Alabama, 10/15/16 (TD)
Rushed for three TDs - 3, Benny Snell at Kentucky, 10/28/17
Rushed for four TDs - 4, Dexter McCluster at Mississippi, 11/14/09
Rushed for five TDs - 5, TaQuon Marshall vs. Georgia Tech, 9/4/17
Threw four TD passes - 4, Tua Tagovailoa vs. Alabama, 10/20/18
Caught three TD passes - 3, Josh Reed at LSU, 9/30/00 (overtime)
Made four FGs - 4, Louie Zervos, Ohio, 9/17/16
Had an 80-yard run - 85, Bo Scarbrough vs. Alabama, 10/15/16
Had an 80-yard completion - 85, Dylan Thompson to Pharoh Cooper at South Carolina (TD), 11/1/14
Recorded three sacks - 5, Alex Brown at Florida, 9/18/99
Intercepted two passes - 2, DeMarkus Acy vs. Missouri, 11/17/18
Made a 50-yard FG - 50, Rodrigo Blankenship vs. Georgia, 10/5/19

TEAM

Shut out Tennessee - 41-0 vs. Georgia, 9/30/17
Shut out Tennessee in consecutive games - at Kentucky and vs. Vanderbilt, 11/19/59 & 11/26/59 (Scores: 20-0, 14-0)
Rushed for more than 300 yards - 433 at Missouri, 11/11/17
Rushed for more than 400 yards - 433 at Missouri, 11/11/17
Rushed for more than 500 yards - 535 vs. Georgia Tech, 9/4/17
Passed for more than 300 yards - 313 at Florida, 9/31/19
Had more than 600 yards total offense - 659 at Missouri, 11/11/17 (433 rush, 226 pass)
Scored 50 points - 50 vs. Missouri, 11/17/18 (Score: Mizzou 50-17)
Scored 60 points - 62 Florida, 11/16/95 (Score: Florida 62-37)
Scored 70 points - 70 Trinity (present-day Duke), 11/4/1893 (Score: Trinity 70-0)
Failed to rush for 100 yards - 77 vs. Kentucky, 11/10/18 (35 att.)
Failed to pass for 100 yards - 76 vs. Chattanooga, 9/14/19 (9-of-26)
Held Tennessee to fewer than 100 yards rushing - 70 vs. Georgia, 10/5/19 (29 att.)
Held Tennessee to fewer than 100 yards passing - 44 at Alabama 10/21/17 (9-of-16, 1 int.)
Held Tennessee to fewer than 100 yards total offense - 59 vs. Alabama, 10/18/80
Held Tennessee without TD - at Florida, 9/21/19 (Score: Florida, 34-3)
Scored a safety - vs. Florida, 9/22/18 (Tim Jordan tackled in end zone)
Blocked a punt - vs. Georgia, 9/30/17 (D'Andre Walker)
Returned a blocked punt for TD - 17 at UCLA, 9/1/08 (Sean Westgate)
Blocked a FG - at Auburn, 10/13/18 (blocked by Marlon Davidson)
Blocked two FGs - at Alabama, 10/24/09 (Terrence Cody blocked both)
Returned punt and kickoff for TD in same game - Auburn, 11/9/13 (Chris Davis 85-yard punt return; Corey Grant 90-yard kickoff return)
Faked a punt - North Texas, 11/14/15 (Keena pass 4 to Tucker, unsuccessful)
Successfully faked a punt for first down - Florida, 9/18/10 (Omarius Hines 36 run)
Failed 2-pt conversion - vs. Georgia, 10/5/19 (Jake Fromm failed pass attempt)
Scored 2-pt conversion - at South Carolina, 10/27/18 (Jake Bentley rush)
Attempted an onside kick - 3 vs. Iowa, 1/2/15 (last Todd Kelly Jr. recovered)
Recovered a successful onside kick - at Mississippi State, 10/13/12
Two players with 100 yards rushing - at Missouri, I. Witter (216), L. Rountree (155), 11/11/17
Three players with 100 yards rushing - Mississippi, P. Hofer (119), J. Reed (115), M. Sweet (103), 11/15/75
Two players with 100 yards passing - Alabama, Jalen Hurts (198) and Tua Tagovailoa (134), 10/21/17
Two players with 100 yards receiving - West Virginia, David Sills V (140) and Gary Jennings Jr. (113), 9/1/18
Won OT Game - vs. BYU, 9/7/19 (Score: BYU 29-26, 2OT)
Lost OT game - vs. Georgia Tech, 9/4/17 (Score: UT 42-41, 2OT)
Beat a ranked Tennessee team - at Florida, 9/16/17 (Score: #24 UF 26, #23 UT 20)
Beat a Tennessee team ranked in the top 15 - vs. Alabama, 10/15/16 (Score: #1 UA 49, #9 UT 10)
Beat a Tennessee team ranked in the top five - Florida, 9/17/05 (Score: #6 UF 16, #5 UT 7)

Highlighted - Occurred during 2019 season

HEAD COACH JEREMY PRUITT



- FIVE-TIME NATIONAL CHAMPION (2017, 2013, 2012, 2011, 2009)
- 52 NFL DRAFT PICKS
- 16 FIRST ROUND PICKS
- 20 ALL-AMERICANS
- UPSET TWO RANKED TEAMS IN 2018
- DODD TROPHY NATIONAL COACH OF THE WEEK (NOV. 13, 2018)
- 18 ALL-CONFERENCE FIRST TEAM SELECTIONS
- COORDINATOR FOR NATION'S NO. 1 DEFENSE IN 2017, 2016 AND 2013
- FORMER ALABAMA, GEORGIA AND FLORIDA STATE DEFENSIVE COORDINATOR
- TWO-TIME BROYLES AWARD FINALIST
- HIS DEFENSES HAVE ALLOWED ONLY 16.7 PPG SINCE 2013
- NAMED TENNESSEE'S 26TH HEAD COACH ON DEC. 7, 2017

Jeremy Pruitt enters his second season as the head coach of the Tennessee football program looking to build on the foundation he set in year one on Rocky Top.

Introduced as the 26th head coach in Tennessee football history on Dec. 7, 2017, Pruitt took the helm of the Volunteers after collecting five national championships as an assistant and cementing himself as the nation's top defensive coordinator during stints at Alabama (2016-17, 2007-12), Georgia (2014-15) and Florida State (2013).

Pruitt has coached 52 NFL Draft selections, including 16 first-round picks and 20 All-Americans. Additionally, he guided the nation's No. 1 defense in 2017, 2016 and 2013. He was named the 2012 National Recruiter of the Year by 247Sports and was a two-time finalist for the Broyles Award, given to the nation's top assistant coach each year.

Pruitt's first season at UT was highlighted by a pair of upset victories over ranked opponents and a National Coach of the Week honor. Additionally, a pair of Vols collected freshman All-America honors as Tennessee improved by 33 spots nationally in total defense and 74 spots in rush defense, while allowing nearly 100 rushing yards less per game.

Pruitt was a standout high school coach before joining the Alabama staff as the Director of Player Development in 2007. He played collegiately for coaching legends Boots Donnelly, at Middle Tennessee State, and for Gene Stallings, at Alabama, after growing up in Rainsville, Ala., a town just 45 minutes south of Chattanooga.

Pruitt is a teacher at heart, spending time as a physical education instructor right out of college while serving as an assistant coach for his father, Dale Pruitt, a longtime high school head coach. He has joked that he taught every kid in Fort Payne, Ala. how to tie their shoes from 2001-04.

The list of players coached by Pruitt reads like a who's who of college football's top defensive players this decade and includes 2017 National Defensive Player of the Year Minkah Fitzpatrick, 2016 Butkus Award (nation's top LB) winner Reuben Foster, 2016 National Defensive Player of the Year Jonathan Allen, top 10 NFL draft picks Jalen Ramsey, Roquan Smith, Leonard Floyd, Mark Barron and Dee Milliner, and current NFL stars Ha Ha Clinton-Dix, Dre Kirkpatrick, Lamarcaus Joyner and Telvin Smith.

VOLS IMPROVEMENT UNDER JEREMY PRUITT IN 2018

Tennessee was demonstrably better in nearly every major statistical category on offense and defense in 2018 under head coach Jeremy Pruitt and his coaching staff. In many cases, the Vols have already exceeded last season's totals with two regular season games still remaining.

OFFENSE

	2018	2017
Scoring	22.8	19.8
Rushing	129.1	117.4
Passing	196.4	173.7
Tot. Offense	325.5	291.1
Offense TDs	30	25
3rd Down	38%	31%
Red zone	88%	80%
50+ plays (from scrim)	8	4
20+ plays (from scrim)	52	38
Turnovers committed	1.33 (16)	1.5 (18)
Turnover Margin	-1	-3

DEFENSE

	2018	2017
Opp. Scoring	27.9	29.1
Opp. Rushing	154.5	251.2
Opp. Passing	222.9	161.7
Opp. Tot. Offense	377.4	412.9
Opp. 3rd Down	39%	45%
Opp. Red Zone	91%	90%
INTs	9	5
Sacks	2.1 (25)	1.8 (22)
Turnovers forced	15	15
Opp. 50+	5	7
Opp. 20+	50	49
Defense TDs	3	2
Special Teams TDs	2	1

"WHAT THEY ARE SAYING"

ABOUT JEREMY PRUITT



Laura Rutledge

Jeremy Pruitt... SEC coach of the year.

6:53 PM - 10 Nov 2018

Follow



"Jeremy has done a tremendous job for our program, and we appreciate everything he has done to contribute to our success. What has made Jeremy a great coach and coordinator are the same characteristics that are going to make him an outstanding head coach. He is hard-working, dedicated and organized with exceptional knowledge of the game. He is an excellent recruiter who does a great job developing players and earning their respect. He will do a great job at Tennessee and we wish him the best."

- Nick Saban, Alabama Head Coach

"Jeremy Pruitt is one of the top defensive minds in college football. He has a relentless drive to be great and he did a phenomenal job as our defensive coordinator when we won the national championship in 2013. He's a tenacious recruiter with a remarkable ability to build long-lasting relationships with his players. He loves football and he loves mentoring young men. I believe Tennessee has made a great hire with their new head coach."

- Jimbo Fisher, Texas A&M Head Coach

"Coach Pruitt was one of my favorite coaches because he had a good balance of work and play. When it was time to focus on football, we definitely focused on football but when it was time to have fun like on game days and maybe special holidays, we had fun as a family. Coach always made sure we were taken care of and made sure that we stayed on top of our game and our academics in the classroom."

- Jalen Ramsey, Jacksonville Jaguars All-Pro Cornerback

"I think Jeremy Pruitt, the recruiting class coming in this year, is outstanding. The recruits that are coming in are going to get Tennessee back to having a lot of early-round picks."

- Mel Kiper, NFL Draft Analyst

PERSONAL INFORMATION

Born: May 28, 1974

Hometown: Rainsville, Ala.

Education: West Alabama ('99)

Playing Experience: Middle Tennessee - DB (93-94), Alabama - DB (95-96)

Wife: Casey

Children: Sons: Jayse, Ridge and Flynt

COACHING CAREER

1997: Alabama Student Assistant

1998: Plainview HS Defensive Backs

1999: West Alabama Defensive Backs

2000: Plainview HS Defensive Coordinator

2001-2003: Fort Payne HS Asst.

2004: Hoover HS Defensive Backs

2005-2006: Hoover HS DC/DB

2007-2009: Alabama Dir. Player Development

2010-2012: Alabama Defensive Backs

2013: Florida State Defensive Coord./DB

2014-2015: Georgia Defensive Coord./DB

2016-2017: Alabama Defensive Coord./ILB

2018-present: Tennessee Head Coach

UT'S RECORD IN PRUITT ERA

	2018	2019	Career
Overall	5-7	1-4	6-11
Home	4-3	1-3	5-6
Road	1-3	0-1	1-4
SEC	2-6	0-2	2-8
SEC at home	1-3	0-1	1-4
SEC on road	1-3	0-1	1-4
Neutral Site	0-1	0-0	0-1
August	0-0	0-1	0-1
September	2-3	1-2	3-5
October	1-2	0-1	1-3
November	2-2	0-0	2-2
December/January	0-0	0-0	0-0
In Bowl Games	0-0	0-0	0-0
vs. Above .500 (time of game)	2-4	0-2	2-6
vs. Below or At .500 (time of game)	3-3	1-2	4-5

Non-Conference Record...	2018	2019	Career
Overall	3-1	1-2	4-3
at home	3-0	1-2	4-2
on the road	0-0	0-0	0-0
neutral site	0-1	0-0	0-1

Record When Allowing...	2018	2019	Career
less than 14 points	4-0	1-0	5-0
less than 21 points	4-0	1-0	5-0
21+ points	1-7	0-4	1-11
30+ points	0-6	0-2	0-9
35+ Points	0-6	0-2	0-9
Defensive Touchdown	1-1	0-1	1-2
Special Teams Touchdown	1-0	0-0	1-0

Record When...	2018	2019	Career
leading after the 1st quarter	4-1	1-2	5-3
trailing after the 1st quarter	1-6	0-2	1-8
tied after the 1st quarter	0-0	0-0	0-0
leading at halftime	4-1	1-2	5-3
trailing at halftime	1-6	0-2	1-8
tied at halftime	0-0	0-0	0-0
halftime lead/deficit within 4 pts.	3-1	0-1	3-2
leading after the 3rd quarter	5-0	1-1	6-1
trailing after the 3rd quarter	0-6	0-3	0-9
tied after the 3rd quarter	0-1	0-0	0-1
3rd Qtr. lead/deficit within 4 pts.	2-1	0-2	2-3
tied after the 4th quarter/OT	0-0	0-1	0-1
Turnover Margin Even	0-1	0-0	0-1
Turnover Margin +1 or better	4-2	1-0	5-2
Turnover Margin +2 or better	2-0	1-0	3-0
Turnover Margin +3 or better	1-0	1-0	2-0
Turnover Margin -1 or worse	1-3	0-4	1-7
Turnover Margin -2 or worse	1-2	0-3	1-5
Turnover Margin -3 or worse	0-1	0-0	0-1

Record With...	2018	2019	Career
less than 300 yards total off.	1-4	0-1	1-5
300+ yards total offense	4-3	1-3	5-6
400+ yards total offense	3-0	0-2	3-2
500+ yards total offense	2-0	0-0	2-0
600+ yards total offense	0-0	0-0	0-0
less than 100 yards rushing	2-2	0-3	2-5
100+ yards rushing	3-4	1-1	4-5
150+ yards rushing	3-1	1-1	4-2
200+ yards rushing	2-0	0-1	2-1
250+ yards rushing	1-0	0-0	1-0
less than 200 yards passing	4-4	1-2	5-6
less than 300 yards passing	3-7	1-3	4-10
300+ yards passing	1-0	0-1	1-1

ASSISTANT COACHING STAFF

(PB = PRESS BOX | S = SIDELINE)



**DEFENSIVE COORDINATOR/DEFENSIVE BACKS
DERRICK ANSLEY (S)**

Coached 13 defensive backs that have been selected in the NFL Draft and five All-Americans, while winning two national championships at Alabama.

Coached DBs for Oakland Raiders in 2018, where his unit tallied 14 interceptions - up from five the year before.

Was CBs coach at UT in 2012 and spent three seasons at Kentucky (2013-15).



**OFFENSIVE COORDINATOR
JIM CHANEY (PB)**

34-year coaching veteran who returns to Rocky Top, where he served as offensive coordinator from 2009-12, following stints at Georgia (2016-18), Pitt (2015) and Arkansas (2013-14).

Since returning to the college ranks in 2009, Chaney has coached 38 NFL Draft picks and 11 1,000-yard rushers. Overall, he has coached 59 NFL Draft picks and 12 All-Americans.



**ASST. HEAD COACH/PASSING GAME COORD./WRs
TEE MARTIN (PB)**

Returned to UT after seven years at USC, where he coached WRs since 2012 and added OC responsibilities in 2015. Trojans won Rose Bowl in 2016 and the Pac-12 Championship in 2017.

12 NFL Draft selections at USC and UK.

QB of Vols' 1998 National Championship team, he finished 22-3 as UT's starting QB. His .880 winning pct. is the best in school history.



**SPECIAL TEAMS COORD./INSIDE LINEBACKERS
KEVIN SHERRER (PB)**

Enters second season on Jeremy Pruitt's staff after serving as defensive coordinator/inside linebackers coach in 2017.

Has coached six linebackers selected in the NFL Draft in the last five years.

Coached outside linebackers at Georgia from 2014-17, culminating with an SEC Championship and CFP National Championship Game appearance in 2017.



**CO-DEFENSIVE COORDINATOR/OUTSIDE LINEBACKERS
CHRIS RUMPH (PB)**

Charismatic and experienced, Rumph enters his second season at Tennessee.

Coached Darrell Taylor to one of the top pass-rushing seasons in the SEC in 2018 as Taylor had a trio of three-TFL games and finished with eight sacks.

Has had assistant coach stops at Florida, where he was Co-DC in 2017, Texas, Alabama (2 national championships), Clemson and Memphis.



**OFFENSIVE LINE
WILL FRIEND (S)**

Begins second season at UT after a three-year stint as the offensive coordinator at Colorado State.

Guided nation's No. 11-ranked total offensive unit (492.5 ypg) at Colorado State in 2017.

Former All-SEC offensive guard at Alabama who has made stops as an assistant at Georgia, UAB and Gardner-Webb before CSU and UT.



**RUNNING BACKS
DAVID JOHNSON (S)**

Coached wide receivers at Tennessee in 2018 before moving to running backs this offseason.

Helped guide one of nation's most prolific offenses at Memphis in 2016 and 2017 following nearly 20 years as a high school and college coach in Mississippi and Louisiana.

Coached WR Anthony Miller at Memphis, who went from a walk-on to a consensus All-American.

THEY'RE BACK

Tennessee offensive coordinator Jim Chaney (2009-12), defensive coordinator Derrick Ansley (2012) and assistant head coach Tee Martin (1996-99) all returned to Rocky Top this season.

The last time Jim Chaney was a coach at Tennessee he led the Vols to a 37-17 victory over Kentucky on Nov. 24, 2012, as the UT interim head coach inside Neyland Stadium. He guided an offense that racked up 457 total yards. QB Tyler Bray passed for 293 yards and four touchdowns that day.

The last time Tee Martin suited up as a Vol inside Neyland Stadium came on Nov. 27, 1999, when Tennessee defeated Vanderbilt, 38-10, as Martin passed for 161 yards and a score.

Derrick Ansley was also part of the staff in 2012 as the corner backs coach. It was his first full-time coaching position at the FBS level after serving as a graduate assistant at Alabama from 2010-11 and as an assistant at NCAA Division III Huntingdon College from 2005-09.

QUICK NOTES

- Martin and Weinke quarterbacked national championship teams in back-to-back years (1998-1999).
- Chaney is the only undefeated head coach in Tennessee history, going 1-0 as the interim coach in 2012.
- Rocker was on the Troy staff when Ansley was a star player for the Trojans.
- Sherrer, Friend and Pruitt played at Alabama together.
- Johnson coached NFL stars Tyrann Mathieu and Leonard Fournette in high school.
- Rumph's son, Christopher, is a redshirt sophomore defensive end at Duke.



**TIGHT ENDS
BRIAN NIERDERMEYER (S)**

Named the 2019 National Recruiter of the Year by ESPN and 247Sports after helping Tennessee secure a top recruiting class last winter.

The Eagle River, Alaska, native worked with Jeremy Pruitt at Georgia (GA) and Alabama (GA, recruiting ops.).

Made stops on staffs at Miami (Fla.) and East Texas Baptist University as well as his alma mater, Arkansas Pine Bluff.



**DEFENSIVE LINE
TRACY ROCKER (S)**

Inducted into the College Football Hall of Fame in 2004, Rocker was a two-time All-American at Auburn, winning the 1988 SEC Player of the Year award as well as the Outland and Lombardi trophies.

Rocker has coached NFL first-rounders Nick Fairley, Peria Jerry, Demarcus Ware and Jamaal Anderson during a career that has included stints at Georgia, Auburn, Ole Miss, Arkansas and Troy.



**QUARTERBACKS
CHRIS WEINKE (S)**

Second season on UT staff after coaching running backs last season.

Seven-year NFL quarterback who also won a national championship in college and as an analyst at Alabama in 2017.

Won the Heisman Trophy in 2000 at FSU.

Coached QBs for the LA Rams from 2015-16 and was the program director and head coach at IMG Football Academy from 2010-14

TOP PERFORMANCES UNDER PRUITT: TEAM

POINTS

1.	59	vs ETSU	9/8/18
2.	45	vs UTC	9/14/19
3.	30	at #21 Auburn	10/13/18
	30	vs Georgia State	8/31/19
5.	26	vs. BYU	9/7/19

TOTAL OFFENSE

1.	512	vs UTEP	9/15/18
2.	418	vs BYU	9/7/19
3.	414	vs ETSU	9/8/18
4.	412	vs #11 Kentucky	11/10/18
5.	404	vs Georgia State	8/31/19

RUSHING YARDS

1.	345	vs UTEP	9/15/18
2.	242	vs BYU	9/7/19
3.	215	vs #11 Kentucky	11/10/18
4.	195	vs UTC	9/14/19
5.	190	vs ETSU	9/8/18

PASSING YARDS

1.	328	at #21 Auburn	10/13/18
2.	311	vs Georgia State	8/31/19
3.	273	vs #3 Georgia	10/5/19
4.	227	vs #1 Alabama	10/20/18
5.	224	vs ETSU	9/8/18

PASSING TOUCHDOWNS

1.	3	vs UTC	9/14/19
2.	2	vs #3 Georgia	10/5/19
	2	vs BYU	9/7/19
	2	vs Georgia State	8/31/19
	2	vs #11 Kentucky	11/10/18
	2	at South Carolina	10/27/18
	2	vs #1 Alabama	10/20/18
	2	at #21 Auburn	10/13/18
	2	at #2 Georgia	9/29/18

RUSHING TOUCHDOWNS

1.	5	vs ETSU	9/8/18
2.	2	vs UTC	9/14/19
	2	vs Missouri	11/17/18
	2	vs Florida	9/22/18
	2	vs UTEP	9/15/18

PASSING COMPLETIONS

1.	27	at South Carolina	10/27/18
2.	26	vs Georgia State	8/31/19
3.	21	at #21 Auburn	10/13/18
4.	19	vs #17 West Virginia	9/1/18
5.	17	vs BYU	9/7/19

THIRD DOWN PERCENTAGE

1.	68.8 (11-16)	at South Carolina	10/27/18
2.	61.5 (8-13)	vs Georgia State	8/31/19
3.	52.6 (10-19)	at #21 Auburn	10/13/18
4.	44.4 (8-18)	vs Florida	9/22/18
5.	41.7 (5-12)	vs #3 Georgia	10/5/19
	40.0 (4-10)	vs UTC	9/14/19
	40.0 (4-10)	vs ETSU	9/8/18

FIRST DOWNS

1.	24	vs UTEP	9/15/18
2.	23	at South Carolina	10/27/18
3.	22	vs UTC	9/14/19
4.	21	vs Georgia State	8/31/19
5.	20	vs #3 Georgia	10/5/19
	20	vs BYU	9/7/19

FEWEST POINTS ALLOWED

1.	0	vs UTC	9/14/19
	0	vs UTEP	9/15/18
3.	3	vs Charlotte	11/3/18
	3	vs ETSU	9/8/18
5.	7	vs #11 Kentucky	11/10/18

FEWEST YARDS ALLOWED

1.	134	vs UTEP	9/15/18
2.	194	vs ETSU	9/8/18
3.	227	vs UTC	9/14/19
4.	244	vs Charlotte	11/3/18
5.	262	vs #11 Kentucky	11/10/18

FEWEST RUSHING YARDS ALLOWED

1.	77	vs #11 Kentucky	11/10/18
2.	92	vs Charlotte	11/3/18
3.	95	vs UTEP	9/15/18
4.	100	at Vanderbilt	11/24/18
5.	107	vs BYU	9/7/19

FEWEST PASSING YARDS ALLOWED

1.	39	vs UTEP	9/15/18
2.	69	vs ETSU	9/8/18
3.	76	vs UTC	9/14/19
4.	139	vs Georgia State	8/31/19
5.	152	vs Charlotte	11/3/18
	152	at South Carolina	10/27/18

TURNOVERS FORCED

1.	5	vs UTC	9/14/19
2.	3	at #9 Florida	9/21/19
	3	vs #11 Kentucky	11/10/18
	3	at #21 Auburn	10/13/18
	3	vs ETSU	9/8/18

SACKS

1.	5.0	vs #11 Kentucky	11/10/18
2.	4.0	vs BYU	9/7/19
3.	3.0	at Vanderbilt	11/24/18
	3.0	vs Charlotte	11/3/18
	3.0	at #2 Georgia	9/29/18

TACKLES FOR LOSS

1.	9.0	vs #11 Kentucky	11/10/18
	9.0	vs ETSU	9/8/18
3.	8.0	at Vanderbilt	11/24/18
	8.0	vs Charlotte	11/3/18
5.	7.0	vs UTEP	9/15/18

OPPONENT THIRD DOWN PERCENTAGE

1.	13.3 (2-15)	vs ETSU	9/8/18
2.	14.3 (2-14)	vs UTEP	9/15/18
3.	27.3 (3-11)	vs Florida	9/22/18
4.	33.3 (4-12)	vs #11 Kentucky	11/10/18
	33.3 (5-15)	vs Charlotte	11/3/18

FEWEST OPPONENT FIRST DOWNS

1.	7	vs UTEP	9/15/18
2.	9	vs ETSU	9/8/18
3.	13	vs Charlotte	11/3/18
4.	14	vs Florida	9/22/18
5.	15	vs UTC	9/14/19

TOP PERFORMANCES UNDER PRUITT: INDIVIDUAL

PASSING YARDS

1.	328	J. Guarantano	at #21 Auburn	10/13/18
2.	311	J. Guarantano	vs Georgia State	8/31/19
3.	259	B. Maurer	vs #3 Georgia	10/5/19
4.	207	J. Guarantano	at South Carolina	10/27/18
5.	197	J. Guarantano	vs #12 Kentucky	11/10/18

RUSHING YARDS

1.	158	T. Chandler	vs UTEP	9/15/18
2.	154	T. Chandler	vs BYU	9/7/19
3.	118	T. Jordan	vs #17 W. Virginia	9/1/18
4.	89	T. Chandler	vs #12 Kentucky	11/10/18
5.	88	T. Chandler	at Vanderbilt	11/24/18

RECEIVING YARDS

1.	114	J. Jennings	vs #3 Georgia	10/5/19
2.	108	J. Jennings	vs Georgia State	8/31/19
3.	105	M. Callaway	vs #3 Georgia	10/5/19
4.	102	J. Jennings	vs #1 Alabama	10/20/18
5.	98	M. Callaway	vs Missouri	11/17/18

RECEPTIONS

1.	9	M. Callaway	at South Carolina	10/27/18
2.	7	J. Jennings	at #9 Florida	9/21/19
	7	J. Jennings	vs #3 Georgia	10/5/19
	7	J. Jennings	vs Georgia State	8/31/19
	7	T. Chandler	at South Carolina	10/27/18

LONGEST PASS

1.	73	Callaway from Maurer	vs. #3 Georgia	10/5/19
2.	54	Wood-Anderson from Guarantano	vs Georgia St.	8/31/19
3.	53	Palmer from Guarantano	vs UTEP	9/15/18
4.	52	Jennings from Guarantano	vs BYU	9/7/19
5.	51	Pope from Guarantano	vs Florida	9/22/18
	51	Callaway from Guarantano	vs ETSU	9/8/18
	51	Palmer from Guarantano	vs ETSU	9/8/18

LONGEST RUSH

1.	81	T. Chandler	vs UTEP	9/15/18
2.	75	T. Chandler	at Vanderbilt	11/24/18
3.	59	J. Murphy	vs #12 Kentucky	11/10/18
4.	53	T. Chandler	vs BYU	9/7/19
5.	43	M. London	vs Florida	9/22/18

SACKS

1.	4.0	D. Taylor	vs #12 Kentucky	11/10/18
	3.0	D. Taylor	at #2 Georgia	9/29/18
3.	2.0	D. Bituli	at #9 Florida	9/21/19
	2.0	L. Bumphus	vs BYU	9/7/19
5.	1.0	20 players with 1.0 sack in a game		

LONGEST PUNT

1.	71	J. Doyle	at #2 Georgia	9/29/18
2.	64	J. Doyle	at #21 Auburn	10/13/18
3.	60	J. Doyle	at #2 Georgia	9/29/18
4.	59	P. Brooks	vs UTC	9/14/19
5.	55	J. Doyle	vs UTC	9/14/19
	55	J. Doyle	at #2 Georgia	9/29/18

LONGEST FIELD GOAL

1.	51	B. Cimaglia	vs BYU	9/7/19
2.	48	B. Cimaglia	vs Georgia State	8/31/19
3.	45	B. Cimaglia	at South Carolina	10/27/18
	45	B. Cimaglia	at #21 Auburn	10/13/18
5.	42	B. Cimaglia	at #21 Auburn	10/13/18

NUMERICAL ROSTER

No.	Name	Pos.	Cl.	Ht.	Wt.	Hometown (High School/Previous School)
1	Marquez Callaway	WR	SR	6-2	204	Warner Robins, Ga./Warner Robins
2	Jarrett Guarantano	QB	R-JR	6-4	213	Lodi, N.J./Bergen Catholic
2	Alontae Taylor	DB	SO	6-0	193	Manchester, Tenn./Coffee Co. Central
3	Eric Gray	RB	FR	5-10	195	Memphis, Tenn./Lausanne Collegiate School
4	Warren Burrell	DB	FR	6-0	176	Suwanee, Ga./North Gwinnett
4	Dominick Wood-Anderson	TE	SR	6-4	257	San Diego, Calif./AZ Western/Steele Canyon
5	Josh Palmer	WR	JR	6-2	195	Brampton, Ontario/St. Thomas Aquinas (FL)
6	Deangelo Gibbs	WR	JR	6-1	200	Oxford Ga./Georgia/Grayson
6	J.J. Peterson	LB	R-FR	6-2	233	Moultrie, Ga./Colquitt County
7	Romello Edwards	DB	R-FR	6-0	187	Philadelphia, Pa./Neumann-Goretti
7	Brandon Johnson	WR	SR	6-2	195	Fort Lauderdale, Fla./American Heritage
8	Jordan Allen	LB	R-JR	6-4	238	Fairfield, Calif./Armijo/CCSF
8	Ty Chandler	RB	JR	5-11	201	Nashville, Tenn./Montgomery Bell Academy
9	Garrett Johnson	DB	R-SO	5-11	179	Memphis, Tenn./Germantown
9	Tim Jordan	RB	JR	5-11	203	Bartow, Fla./Bartow
10	Tyler Byrd	WR	SR	5-11	210	Naples, Fla./Naples
10	Jay Shoop	DB	R-SO	6-1	194	Nashville, Tenn./Father Ryan
11	Henry To'o To'o	LB	FR	6-2	232	Sacramento, Calif./De La Salle
12	Shawn Shamburger	DB	JR	5-11	187	Mobile, Ala./Colquitt County (Moultrie, Ga.)
12	J.T. Shrout	QB	R-FR	6-3	213	Santa Clarita, Calif./William S. Hart Senior
13	Deandre Johnson	LB	JR	6-3	246	Miami, Fla./Miami Southridge
13	Richard Mize Jr.	WR	R-SO	5-10	176	Apollo Beach, Fla./Calvary Christian
14	Jerrold Means	WR	FR	6-2	214	Lovejoy, Ga./Lovejoy
14	Spencer Smith	QB	FR	6-1	199	Germantown, Tenn./St. George's
15	Kwauze Garland	DB	FR	6-1	190	Conyers, Ga./Heritage
15	Jauan Jennings	WR	R-SR	6-3	208	Murfreesboro, Tenn./Blackman
17	Michael Bittner	QB	FR	6-2	208	Cincinnati, Ohio/Elder
17	Tyus Fields	DB	FR	5-10	186	Cornelius, N.C./Hough
18	Brian Maurer	QB	FR	6-3	193	Ocala, Fla./West Port
18	Nigel Warrior	DB	SR	6-0	190	College Park, Ga./Peachtree Ridge
19	Steven Orr	QB	FR	6-2	194	Davenport, Okla./Davenport
19	Darrell Taylor	LB	R-SR	6-4	255	Hopewell, Va./Hopewell
20	Kasim Hill	QB	R-SO	6-2	234	Washington, D.C./St. John's College/Maryland
20	Bryce Thompson	DB	SO	5-11	181	Irmo, S.C./Dutch Fork
22	Jaylen McCollough	DB	FR	6-0	204	Austell, Ga./Hillgrove
22	Isaiah Montgomery	WR	FR	6-0	207	Atlanta, Ga./Tri Cities
24	Aaron Beasley	DB	FR	6-1	212	Franklin, Ga./Heard County
25	Trevon Flowers	DB	SO	5-11	193	Atlanta, Ga./Tucker
26	Theo Jackson	DB	JR	6-2	190	Nashville, Tenn./Overton
26	J.T. Siekerman	WR	R-FR	5-10	179	Douglasville, Ga./Chapel Hill
27	Quavaris Crouch	LB	FR	6-1	246	Charlotte, N.C./Harding University
27	Carlin Fils-aime	RB	SR	5-11	180	Naples, Fla./Naples
28	Baylen Buchanan	DB	SR	5-11	196	Lawrenceville, Ga./Peachtree Ridge
28	James Christian	RB	R-JR	5-8	204	Booneville, Miss./Booneville
29	Brandon Davis	DB	R-FR	5-10	160	New Orleans, La./John Curtis
30	Roman Harrison	LB	FR	6-2	234	Bainbridge, Ga./Bainbridge
31	Luke Lynn	PK	FR	5-9	160	Knoxville, Tenn./South Doyle
31	Kenney Solomon	DB	FR	6-0	168	Myrtle Beach, S.C./Socastee
33	Tyrik Stewart	DB	R-SO	6-0	190	Chattanooga, Tenn./ETSU/McCallie
34	Deontae Beauchamp	LB	FR	6-1	241	Hazel Green, Ala./Hazel Green
35	Daniel Bituli	LB	SR	6-3	252	Nashville, Tenn./Nashville Christian
36	Tanner Dobrucky	WR	R-SO	5-9	189	Richmond, Va./Douglas S. Freeman
37	Paxton Brooks	P/K	SO	6-6	194	Lexington, S.C./Airport
37	Nick Humphrey	LB	JR	6-1	213	Monroe, Mich./Jefferson
38	Grant Frerking	WR	R-SO	6-5	207	Atlanta, Ga./Wesleyan
38	Solon Page III	LB	R-SO	6-2	218	Atlanta, Ga./Kell
39	West Shuler	LB	FR	6-1	227	Knoxville, Tenn./Christ School (Arden, N.C.)
39	Toby Wilson	PK	R-FR	5-10	174	Brentwood, Tenn./Brentwood Academy
40	Matt Ballard	LB	R-JR	6-0	229	Clarksville, Tenn./Clarksville
40	Fred Orr	RB	FR	5-11	200	Valdosta, Ga./Northeast (Clarksville, Tenn.)
41	Kenneth George Jr.	DB	R-JR	5-11	201	Lafayette, La./Acadiana
42	Brent Cimaglia	PK	JR	6-0	210	Nashville, Tenn./Fred J. Page
42	Chip Omer	RB	R-JR	6-0	204	Nashville, Tenn./Christ Presbyterian Academy
43	Jake Powers	DB	R-SO	6-0	198	Memphis, Tenn./Briarcrest Christian School
43	Marshall Ware	K	FR	5-10	175	Germantown, Tenn./Germantown
44	Cheyenne Labruzzo	DB	R-SO	5-11	185	Albany, La./Albany
46	Riley Lovingood	LS	R-SR	6-0	216	Hendersonville, Tenn./Beech Senior
46	Cameron Miller	RB	R-FR	5-10	206	Knoxville, Tenn./Bearden
47	Joe Doyle	P	R-SO	6-0	204	Knoxville, Tenn./Farragut
47	Landon Knoll	LB	R-SR	6-3	216	Old Hickory, Tenn./Father Ryan
48	Ja'Quain Blakely	DL	R-JR	6-2	284	Moultrie, Ga./Colquitt County
50	Jackson Lampley	OL	FR	6-4	318	Nashville, Tenn./Montgomery Bell Academy
50	Savion Williams	DL	JR	6-4	304	Washington, D.C./Lackawanna College
51	Elijah Simmons	DL	FR	6-2	340	Memphis, Tenn./Pearl-Cohn (Nashville, Tenn.)
52	Bryan Aiken	LB	FR	6-4	260	Mt. Juliet, Tenn./Mt. Juliet
52	Matthew Salanasky	LS	FR	5-11	225	Morristown, Tenn./Morristown West
53	Dawson Stephens	OL	R-JR	6-1	306	Kathleen, Ga./Stetson/Veterans

ALPHABETICAL

No.	Name	Pos.
79	Jarious Abercrombie	OL
52	Bryan Aiken	LB
77	Chris Akporoghene	OL
8	Jordan Allen	LB
65	Parker Ball	OL
40	Matt Ballard	LB
24	Aaron Beasley	DB
34	Deontae Beauchamp	LB
95	Kivon Bennett	LB
17	Michael Bittner	QB
35	Daniel Bituli	LB
48	Ja'Quain Blakely	DL
37	Paxton Brooks	P/K
83	Sean Brown	TE
28	Baylen Buchanan	DB
88	LaTrell Bumphus	DL
4	Warren Burrell	DB
94	Matthew Butler	DL
10	Tyler Byrd	WR
74	K'Rojhn Calbert	OL
1	Marquez Callaway	WR
75	Jerome Carvin	OL
8	Ty Chandler	RB
28	James Christian	RB
42	Brent Cimaglia	PK
84	Braden Collins	WR
86	Andrew Craig	TE
27	Quavaris Crouch	LB
29	Brandon Davis	DB
66	Dayne Davis	OL
36	Tanner Dobrucky	WR
47	Joe Doyle	P
7	Romello Edwards	DB
90	Greg Emerson	DL
88	Princeton Fant	TE
17	Tyus Fields	DB
27	Carlin Fils-aime	RB
25	Trevon Flowers	DB
38	Grant Frerking	WR
57	Nyles Gaddy	LB
79	Kurott Garland	DL
15	Kwauze Garland	DB
41	Kenneth George Jr.	DB
6	Deangelo Gibbs	WR
93	Emmit Gooden	DL
3	Eric Gray	RB
96	Isaac Green	DL
2	Jarrett Guarantano	QB
54	Kingston Harris	DL
30	Roman Harrison	LB
20	Kasim Hill	QB
37	Nick Humphrey	LB
26	Theo Jackson	DB
15	Jauan Jennings	WR
7	Brandon Johnson	WR
13	Deandre Johnson	LB
9	Garrett Johnson	DB
58	Jahmir Johnson	OL
70	Ryan Johnson	OL
9	Tim Jordan	RB
55	Brandon Kennedy	OL
80	Ramel Keyton	WR
47	Landon Knoll	LB
55	Gatkek Kueth	DL
44	Cheyenne Labruzzo	DB
50	Jackson Lampley	OL
78	Ollie Lane	OL
56	Riley Locklear	OL
46	Riley Lovingood	LS
82	Jackson Lowe	TE
31	Luke Lynn	PK
18	Brian Maurer	QB
22	Jaylen McCollough	DB
14	Jerrold Means	WR
97	Darel Middleton	DL
46	Cameron Miller	RB
99	John Mincey	DL

NUMERICAL ROSTER

No.	Name	Pos.	Cl.	Ht.	Wt.	Hometown (High School/Previous School)
54	Kingston Harris	DL	R-FR	6-3	306	Orlando, Fla./IMG Academy
55	Brandon Kennedy	OL	R-SR	6-3	301	Wetumpka, Ala./Wetumpka
55	Gatkek Kueth	DL	R-SO	6-2	253	Gallatin, Tenn./Gallatin
56	Riley Locklear	OL	JR	6-4	286	Huntington, W. Va./Spring Valley
56	Ethan Rinke	LB	FR	6-3	239	Athens, Ala./Athens
57	Nyles Gaddy	LB	R-FR	6-4	231	Nashville, Tenn./Father Ryan
58	Jahmir Johnson	OL	R-JR	6-5	285	Philadelphia, Pa./Rhode Island/AZ Western
59	Jake Yelich	LS	R-JR	6-2	233	Crown Point, Ind./Crown Point
64	Wanya Morris	OL	FR	6-4	313	Savannah, Ga./Grayson
65	Parker Ball	OL	FR	6-4	284	Douglasville, Ga./Douglas County
66	Dayne Davis	OL	FR	6-7	330	Bluff City, Tenn./Sullivan East
67	Airin Spell	OL	R-FR	6-1	293	Paducah, Ky./Brentwood Academy
68	Marcus Tatum	OL	R-JR	6-6	316	Daytona Beach, Fla./Mainland
69	James Parsons	OL	FR	6-5	300	Kings Mountain, N.C./Kings Mountain
70	Ryan Johnson	OL	R-JR	6-6	301	Brentwood, Tenn./Brentwood Academy
72	Darnell Wright	OL	FR	6-6	330	Huntington, W. Va./Huntington
73	Trey Smith	OL	JR	6-6	325	Jackson, Tenn./University School of Jackson
74	K'Rojhn Calbert	OL	R-SO	6-5	330	McMinnville, Tenn./Warren County Senior
75	Jerome Carvin	OL	SO	6-5	313	Memphis, Tenn./Cordova
77	Chris Akporoghene	OL	FR	6-3	296	Warri, Nigeria/IMG Academy
78	Ollie Lane	OL	R-FR	6-4	308	Corryton, Tenn./Gibbs
79	Jarious Abercrombie	OL	SO	6-4	310	Birmingham, Ala./Wenonah
79	Kurott Garland	DL	R-FR	6-3	304	Conyers, Ga./Heritage
80	Ramel Keyton	WR	FR	6-2	189	Marietta, Ga./Marietta
81	Austin Pope	TE	R-JR	6-4	235	Knoxville, Tenn./Christian Academy of Knoxville
82	Jackson Lowe	TE	FR	6-4	249	Cartersville, Ga./Cartersville
83	Sean Brown	TE	FR	6-5	241	Rome, Ga./Coosa
84	Braden Collins	WR	SO	6-2	195	Knoxville, Tenn./Farragut/Appalachian State
85	Cedric Tillman	WR	R-FR	6-3	211	Las Vegas, Nev./Bishop Gorman
86	Andrew Craig	TE	R-JR	6-4	244	Knoxville, Tenn./Webb School
87	Jacob Warren	TE	R-FR	6-6	241	Knoxville, Tenn./Farragut
88	La'Trell Bumphus	DL	JR	6-3	273	Savannah, Tenn./Hardin County
88	Princeton Fant	TE	R-SO	6-2	232	Nashville, Tenn./Laverne
89	Hunter Salmon	TE	FR	6-5	239	Birmingham, Ala./Vestavia
90	Greg Emerson	DL	R-FR	6-3	309	Jackson, Tenn./North Side
93	Emmit Gooden	DL	SR	6-3	290	Brownsville, Tenn./Haywood
94	Matthew Butler	DL	JR	6-4	285	Raleigh, N.C./Garner Senior
95	Kivon Bennett	LB	R-SO	6-2	248	Fort Lauderdale, Fla./St. Thomas Aquinas
96	Isaac Green	DL	FR	6-0	260	Memphis, Tenn./Memphis Central
97	Darel Middleton	DL	JR	6-7	311	Knoxville, Tenn./East Mississippi C.C./Oak Ridge
98	Aubrey Solomon	DL	JR	6-5	299	Lee County/Michigan/Leesburg, Ga.
99	John Mincey	DL	SO	6-3	271	Homerville, Ga./Clinch County

ALPHABETICAL

No.	Name	Pos.
13	Richard Mize Jr.	WR
22	Isaiah Montgomery	WR
64	Wanya Morris	OL
42	Chip Omer	RB
40	Fred Orr	RB
19	Steven Orr	QB
38	Solon Page III	LB
5	Josh Palmer	WR
69	James Parsons	OL
6	J.J. Peterson	LB
81	Austin Pope	TE
43	Jake Powers	DB
56	Ethan Rinke	LB
52	Matthew Salansky	LS
89	Hunter Salmon	TE
12	Shawn Shamburger	DB
10	Jay Shoop	DB
12	J.T. Shrout	QB
39	West Shuler	LB
26	J.T. Siekerman	WR
51	Elijah Simmons	DL
14	Spencer Smith	QB
73	Trey Smith	OL
98	Aubrey Solomon	DL
31	Kenney Solomon	DB
67	Airin Spell	OL
53	Dawson Stephens	OL
33	Tyrik Stewart	DB
68	Marcus Tatum	OL
2	Alontae Taylor	DB
19	Darrell Taylor	LB
20	Bryce Thompson	DB
85	Cedric Tillman	WR
11	Henry To'o To'o	LB
43	Marshall Ware	K
87	Jacob Warren	TE
18	Nigel Warrior	DB
50	Savion Williams	DL
39	Toby Wilson	PK
4	Dominick Wood-Anderson	TE
72	Darnell Wright	OL
59	Jake Yelich	LS

PRONUNCIATION GUIDE

PLAYERS

77	Chris Akporoghene	aw-POUR-aw-go-nay
34	Deontae Beauchamp	BEACH-um
95	Kivon Bennett	KUH-von
35	Daniel Bituli	bi-TOO-lee
48	Ja'Quain Blakely	JUH-qwan
88	La'Trell Bumphus	BUM-fiss
74	K'Rojhn Calbert	KAY-rohn
1	Marquez Callaway	mar-QWEZ
42	Brent Cimaglia	si-MAG-lee-uh
27	Quavaris Crouch	KWAY-var-US
27	Carlin Fils-aime	fills-ah-ME
79	Kurott Garland	Ker-ROT
2	Jarrett Guarantano	gare-en-TAN-o

PLAYERS

15	Jauan Jennings	ja-WAHN
55	Gatkek Kueth	GAT-heck Kuth
44	Cheyenne Labruzzo	shy-anne la-BROOZE-uh
18	Brian Maurer	MAW-er (rhymes with power)
97	Darel Middleton	da-RELL (two syllables)
64	Wanya Morris	wawn-YAY (Rhymes with Kanye)
38	Solon Page III	SOUL-on
67	Airin Spell	Aaron
2	Alontae Taylor	uh-LAWN-tay
19	Darrell Taylor	dare-uhl (one syllable)
11	Henry To'o To'o	Toe-oh Toe-oh
50	Savion Williams	say-VEE-on

COACHES

Derrick Ansley	ANS-lee
Brian Niedermeyer	NEED-er-meyer
Kevin Sherrer	SHARE-er
Chris Weinke	wink-ee

QUICK FACTS

THE BASICS

Location (Founded): Knoxville, Tenn. (1794)
Conference: Southeastern
Enrollment: 28,894
Colors: Orange & White
Nickname: Volunteers or Vols
Mascot: Smokey X (Bluetick Coonhound)
Band: Pride of the Southland
Interim Chancellor: Donde Plowman
Faculty Representative: Dr. Donald Bruce
Director of Athletics: Phillip Fulmer

FACILITY INFO

Stadium (Opened): Neyland Stadium (1921)
Capacity: 102,455 (Fourth largest in CFB)
Surface: Tifway 419 Bermuda Hybrid Grass
Record at Neyland: 467-133-17 (.771)

TEAM INFO

2018 Overall Record: 5-7
Home/Away/Neutral: 4-3/1-3/0-1
SEC Record: 2-6 **SEC Finish:** 7th East
Home/Away: 1-3/1-3
Starters Returning: 18

HISTORY

First Year of Football: 1891
All-Time Overall Record: 839-394-53 (.673)
All-Time SEC Record: 336-215-19 (.606)
SEC Championships: 13 (1998, 1997, 1990, 1989, 1985, 1969, 1967, 1956, 1951, 1946, 1940, 1939, 1938)
SEC East Titles: 5 (2007, 2004, 2001, 1998, 1997)
SEC Championship Games: 5
National Championships: 6 (1998, 1967, 1951, 1950, 1940, 1938)
BCS Titles: 1 (1998)
CFP Appearances/Titles: 0/0



TENNESSEE | UNOFFICIAL PROJECTED 2-DEEP WITH PRONUNCIATION GUIDE (SUBJECT TO CHANGE)

OFFENSE

TE	4	Dominick Wood-Anderson	6-4	264	Sr.
-OR-	81	Austin Pope	6-4	235	R-Jr.
	86	Andrew Craig	6-4	244	R-Jr.
	88	Princeton Fant	6-2	232	R-So.
LT	64	Wanya Morris	6-4	313	Fr.
	58	Jahmir Johnson	6-5	285	R-Jr.
LG	73	Trey Smith	6-6	323	Jr.
	77	Chris Akporoghene	6-3	296	Fr.
C	55	Brandon Kennedy	6-3	301	R-Sr.
	70	Ryan Johnson	6-6	301	R-Jr.
	75	Jerome Carvin	6-5	313	So.
RG	56	Riley Locklear	6-4	286	Jr.
	74	K'Rojhn Calbert	6-5	330	R-So.
RT	72	Darnell Wright	6-6	330	Fr.
	68	Marcus Tatum	6-6	316	R-Jr.
WR	1	Marquez Callaway	6-2	204	Sr.
	85	Cedric Tillman	6-3	211	R-Fr.
	10	Tyler Byrd	5-11	210	Sr.
WR	5	Josh Palmer	6-2	195	Jr.
	80	Ramel Keyton	6-2	189	Fr.
WR	15	Jauan Jennings	6-3	208	R-Sr.
	7	Brandon Johnson	6-2	195	Sr.
QB	18	Brian Maurer	6-3	193	Fr.
-OR-	2	Jarrett Guarantano	6-4	213	R-Jr.
	12	J.T. Shrout	6-3	213	R-Fr.
TB	8	Ty Chandler	5-11	201	Jr.
	9	Tim Jordan	5-11	203	Jr.
	3	Eric Gray	5-10	195	Fr.
	27	Carlin Fils-aime	5-11	180	Sr.

PRONUNCIATION GUIDE

95	Kivon Bennett	KUH-von
35	Daniel Bituli	bi-TOO-lee
48	Ja'Quain Blakely	JUH-qwan
88	LaTrell Bumphus	BUM-fiss
74	K'Rojhn Calbert	KAY-rohn
1	Marquez Callaway	mar-QWEZ
42	Brent Cimaglia	si-MAG-lee-uh
27	Quavaris Crouch	KWAY-var-US
2	Jarrett Guarantano	gare-en-TAN-no
15	Jauan Jennings	ja-WAHN
44	Cheyenne Labruzzo	shy-anne luh-BROOZE-uh
18	Brian Maurer	MAW-er (Rhymes with power)
97	Darel Middleton	da-RELL (Two syllables)
64	Wanya Morris	wawn-YAY (Rhymes with Kanye)
38	Solon Page III	SOUL-on
2	Alontae Taylor	uh-LAWN-tay
19	Darrell Taylor	dare-uhl (one syllable)
11	Henry To'o To'o	Toe-oh Toe-oh
50	Savion Williams	say-VEE-on

DEFENSE

DE	88	LaTrell Bumphus	6-3	273	Jr.
	97	Darel Middleton	6-7	311	Jr.
	99	John Mincey	6-3	271	So.
	48	Ja'Quain Blakely	6-2	284	R-Jr.
DT	90	Greg Emerson	6-3	309	R-Fr.
	79	Kurott Garland	6-3	304	R-Fr.
	54	Kingston Harris	6-3	306	R-Fr.
DE	98	Aubrey Solomon	6-5	299	Jr.
	50	Savion Williams	6-4	304	Jr.
	94	Matthew Butler	6-4	285	Jr.
JACK	27	Quavaris Crouch	6-1	246	Fr.
-OR-	13	Deandre Johnson	6-3	246	Jr.
	30	Roman Harrison	6-2	234	Fr.
SAM	19	Darrell Taylor	6-4	255	R-Sr.
	95	Kivon Bennett	6-2	248	R-So.
MLB	35	Daniel Bituli	6-3	252	Sr.
	38	Solon Page II	6-2	218	R-So.
WLB	11	Henry To'o To'o	6-2	232	Fr.
	6	J.J. Peterson	6-2	233	R-Fr.
	24	Aaron Beasley	6-1	212	Fr.
CB	4	Warren Burrell	6-0	176	Fr.
	2	Alontae Taylor	6-0	193	So.
CB	20	Bryce Thompson	5-11	181	So.
	41	Kenneth George Jr.	5-11	201	R-Jr.
STAR	12	Shawn Shamburger	5-11	187	Jr.
	22	Jaylen McCollough	6-0	204	Fr.
S	18	Nigel Warrior	6-0	190	Sr.
	22	Jaylen McCollough	6-0	204	Fr.
	17	Tyus Fields	5-10	186	Fr.
S	26	Theo Jackson	6-2	190	Jr.
	25	Trevon Flowers	5-11	183	So.
	44	Cheyenne Labruzzo	5-11	185	R-So.

SPECIALISTS

PK	42	Brent Cimaglia	6-0	210	Jr.
	37	Paxton Brooks	6-6	194	So.
	39	Toby Wilson	5-10	174	R-Fr.
P	47	Joe Doyle	6-0	204	R-So.
	37	Paxton Brooks	6-6	194	So.
LS	46	Riley Lovingood	6-0	216	R-Sr.
H	47	Joe Doyle	6-0	204	R-So.
KR	8	Ty Chandler	5-11	201	Jr.
	1	Marquez Callaway	6-2	204	Sr.
	20	Bryce Thompson	5-11	181	So.
	3	Eric Gray	5-10	195	Fr.
PR	1	Marquez Callaway	6-2	204	Sr.
	20	Bryce Thompson	5-11	181	So.
KO	37	Paxton Brooks	6-6	194	So.
	42	Brent Cimaglia	6-0	210	Jr.

SEC STANDINGS

EASTERN DIVISION

	SEC	Pct.	PF	PA	Overall	Pct.	PF	PA	Home	Away	Neutral	vs. Div.	Top 25	Top 10	Streak
Florida	3-0	1.000	87	37	6-0	1.000	194	57	4-0	1-0	1-0	2-0	1-0	1-0	W6
Georgia	2-0	1.000	73	20	5-0	1.000	214	54	3-0	2-0	0-0	2-0	1-0	1-0	W5
Missouri	1-0	1.000	34	14	3-1	.750	153	58	3-0	0-1	0-0	1-0	0-0	0-0	W3
South Carolina	1-2	.333	61	88	2-3	.400	153	122	2-1	0-1	0-1	1-1	0-1	0-1	W1
Tennessee	0-2	.000	17	77	1-4	.200	118	144	1-3	0-1	0-0	0-2	0-2	0-2	L2
Kentucky	0-3	.000	41	81	2-3	.400	117	122	2-1	0-2	0-0	0-2	0-1	0-1	L3
Vanderbilt	0-3	.000	50	127	1-4	.200	98	187	1-2	0-2	0-0	0-1	0-2	0-2	L1

WESTERN DIVISION

	SEC	Pct.	PF	PA	Overall	Pct.	PF	PA	Home	Away	Neutral	vs. Div.	Top 25	Top 10	Streak
Alabama	2-0	1.000	106	54	5-0	1.000	259	74	3-0	1-0	1-0	1-0	0-0	0-0	W5
LSU	1-0	1.000	66	38	4-0	1.000	231	93	2-0	2-0	0-0	0-0	1-0	1-0	W4
Auburn	2-1	.667	97	67	5-1	.833	203	110	3-0	1-1	1-0	2-0	1-1	0-1	L1
Ole Miss	2-1	.667	93	83	3-3	.500	163	154	3-1	0-2	0-0	1-1	0-2	0-1	W1
Mississippi State	1-1	.500	51	69	3-2	.600	151	143	2-1	0-1	1-0	0-1	0-1	0-1	L1
Texas A&M	1-1	.500	51	55	3-2	.600	164	89	2-1	0-1	1-0	1-1	0-2	0-2	W1
Arkansas	0-2	.000	44	62	2-3	.400	143	140	2-1	0-1	0-1	0-2	0-1	0-0	L2

AROUND THE SEC

Saturday, Oct. 12

South Carolina at Georgia (ESPN)	12 p.m. ET
Mississippi State at Tennessee (SECN)	12 p.m. ET
Alabama at Texas A&M (CBS)	3:30 p.m. ET
UNLV at Vanderbilt (SECN)	4 p.m. ET
Ole Miss at Missouri (ESPN2)	7 p.m. ET
Arkansas at Kentucky (SECN)	7:30 p.m. ET
Florida at LSU (ESPN)	8 p.m. ET



NATIONAL POLLS

ASSOCIATED PRESS (As of Oct. 6, 2019)

Rank	School (1st Place Votes)	Record	Points	PR
1	Alabama (32)	5-0	1503	1
2	Clemson (15)	5-0	1433	2
3	Ohio State	6-0	1393	4
	Georgia	5-0	1393	3
5	LSU	5-0	1352	5
6	Oklahoma	5-0	1268	6
7	Florida	6-0	1163	10
8	Wisconsin	5-0	1105	8
9	Notre Dame	4-1	1046	9
10	Penn State	5-0	958	12
11	Texas	4-1	947	11
12	Auburn	5-1	920	7
13	Oregon	4-1	828	13
14	Boise State	5-0	654	16
15	Utah	4-1	624	17
16	Michigan	4-1	618	19
17	Iowa	4-1	454	14
18	Arizona State	4-1	388	20
19	Wake Forrest	5-0	380	22
20	Virginia	4-1	353	23
21	SMU	6-0	285	24
22	Baylor	5-0	260	NR
23	Memphis	5-0	189	NR
24	Texas A&M	3-2	165	25
25	Cincinnati	4-1	118	NR

Others receiving votes:

Minnesota 80, **Missouri 64**, Appalachian State 61, Washington 54, Tulane 25, California 20, Michigan State 17, Arizona 11, UCF 9, USC 5, Iowa State 5, Pittsburgh 2

Bold: UT and teams on UT '19 schedule

USA TODAY COACHES (As of Oct. 6, 2019)

Rank	School (1st Place Votes)	Record	Points	PR
1	Alabama (42)	5-0	1602	1
2	Clemson (20)	5-0	1531	2
3	Georgia	5-0	1459	3
4	Ohio State (3)	6-0	1422	5
5	Oklahoma	5-0	1378	4
6	LSU	5-0	1364	6
7	Florida	6-0	1218	8
8	Wisconsin	5-0	1164	9
9	Penn State	5-0	1051	11
10	Notre Dame	4-1	1033	10
11	Texas	4-1	971	12
12	Auburn	5-1	929	7
13	Oregon	4-1	866	13
14	Boise State	5-0	732	15
15	Utah	4-1	655	17
16	Michigan	4-1	648	18
17	Wake Forrest	5-0	498	23
18	Iowa	4-1	441	14
19	Virginia	4-1	345	22
20	Memphis	5-0	318	23
21	Texas A&M	3-2	306	21
22	SMU	6-0	246	NR
23	Baylor	5-0	234	NR
24	Arizona State	4-1	228	NR
25	Minnesota	5-0	131	NR

Others receiving votes:

Cincinnati 74; Washington 72; Appalachian State 49; Michigan State 41; Tulane 36; California 17; Hawaii 13; Arizona 13; UCF 11; Washington State 9; Navy 8; TCU 5; **Mississippi State 3**; San Diego State 2; Temple 1; Army 1

COLLEGE FOOTBALL PLAYOFF (As of Dec. 2, 2018)

Rank	School	'18 Record	PR
1	Alabama	13-0	1
2	Clemson	13-0	2
3	Notre Dame	12-0	3
4	Oklahoma	12-1	5
5	Georgia	11-2	4
6	Ohio State	12-1	6
7	Michigan	10-2	7
8	UCF	12-0	8
9	Washington	10-3	11
10	Florida	9-3	9
11	LSU	9-3	10
12	Penn State	9-3	12
13	Washington State	10-2	13
14	Kentucky	9-3	15
15	Texas	9-4	14
16	West Virginia	8-3	16
17	Utah	9-4	17
18	Mississippi State	8-4	18
19	Texas A&M	8-4	19
20	Syracuse	9-3	20
21	Fresno State	11-2	25
22	Northwestern	8-5	21
23	Missouri	8-4	24
24	Iowa State	8-4	23
25	Boise State	10-3	22

VOLS IN THE NFL

SUNDAY'S ACTION

- 18 VFLs saw action in Week 5 of the NFL season as of Sunday.

STILL GOT IT

- Following a one-year stint in the broadcasting booth with ESPN's Monday Night football, VFL Jason Witten has returned to the Dallas Cowboys for his 16th NFL season.
- The 11-time Pro Bowler has the second-most receptions by a tight end in NFL history and the fourth-most overall with 1,163.
- Witten also ranks 21st all-time in receiving yards and is Dallas' franchise leader in catches, yards (12,567) and TD receptions (70).
- This week, the VFL had three receptions for 29 yards in the Cowboys 34-24 loss against the Packers.

HAVE A GAME

- VFLs Alexander Johnson and Alvin Kamara did it all for the Broncos and the Saints on Sunday.
- Alexander collected a career-high nine total tackles, one tackle for loss, an interception and defended two passes in the Broncos' 20-13 win on the road against the Chargers.
- Kamara contributed in literally every way possible for the Saints offensively. He had 62 yards rushing, seven receptions for 42 yards, and was 1-for-1 passing for



13 yards. Kamara totaled 117 yards of offense in the Saints' 31-34 win vs. the Buccaneers.

NOTABLES

- VFL Derek Barnett collected a pair of tackles, a sack and a tackle for loss in the Eagles' 31-6 win against the Jets.
- Both active VFL guards started in their games. Ramon Foster got the nod in the Steelers 34-27 loss to the Panthers and Zach Fulton started in the Texans 53-32 win against the Falcons.

- Jakob Johnson had a pair of catches for five yards in the Patriots 33-7 win on the road against the Redskins.

PUNTERS SHINE

- Michael Palardy had five punts for 238 yards, pinning the Jaguars inside their 20-yard line three times in the Panthers 34-27 win against the Jaguars.
- Dustin Colquitt punted four times for 155 yards in the Chiefs' 19-13 loss against the Colts. He pinned Indianapolis inside their 20-yard line twice.

NEW YEAR, NEW CONTRACT

- 12 VFLs signed NFL contracts this offseason.
- After spending five seasons with the Miami Dolphins, VFL Ja'Wuan James agreed to a four-year deal with the Denver Broncos. The deal is worth a reported \$51 million – the largest contract in the NFL for a right tackle.
- This offseason, Justin Coleman signed with the Detroit Lions for a reported four-year, \$36 million deal. The deal made Coleman the highest-paid nickelback in the NFL.
- Ramon Foster resigned with the Steelers on a two-year deal reported to be worth \$8.25 million. The veteran has started 131 games in the regular season over a 10-year span after signing with the Steelers as an undrafted free agent in 2009.

VOLS IN THE NFL ROUNDUP

Player	Pos.	Team	Week 1 Stats Week 5 Matchup
Tyler Bray (PS)	QB	Chicago Bears	Practice Squad 10/6 at Raiders
Derek Barnett	DE	Philadelphia Eagles	2 tackles, 1 sack, 1 TFL in 31-6 win vs Jets
Justin Coleman	DB	Detroit Lions	Bye
Britton Colquitt	P	Minnesota Vikings	1 punt for 57 yards in 28-10 win at Giants
Dustin Colquitt	P	Kansas City Chiefs	4 punts for 155 yards, 2 inside 20 in 19-13 loss vs. Colts
Morgan Cox	LS	Baltimore Ravens	Snapped nine times in 26-23 win at Steelers
Jason Croom (IR)	TE	Buffalo Bills	Injured Reserve 10/6 at Titans
Joshua Dobbs	QB	Jacksonville Jaguars	DNP in 34-27 loss at Panthers
Ramon Foster	G	Pittsburgh Steelers	Started in 26-23 loss vs. Ravens
Zach Fulton	G	Houston Texans	Started in 53-32 win vs. Falcons
Rashaan Gaulden	DB	Carolina Panthers	No stats in 34-27 win vs. Jaguars
Malik Jackson	DT	Philadelphia Eagles	Injured Reserve 10/6 vs. Jets
Ja'Wuan James	T	Denver Broncos	Not Active in 20-13 win at Chargers
Alexander Johnson	LB	Denver Broncos	9 total tackles, 1 TFL, 1 int, 2 passes defended in 20-13 win at Chargers
Jakob Johnson	FB	New England Patriots	2 catches for 5 yards in 33-7 win at Redskins
Colton Jumper (IR)	LB	New Orleans Saints	Injured Reserve 10/6 vs. Buccaneers
Alvin Kamara	RB	New Orleans Saints	62 yds rushing, 7 receptions for 42 yds, 1/1 passing for 13 yds in 31-24 win vs. Bucs
John Kelly (PS)	RB	Los Angeles Rams	Practice squad 10/3 at Seahawks
Daniel McCullers	DT	Pittsburgh Steelers	No stats in 26-23 loss vs. Ravens
Khalil McKenzie (PS)	G	Seattle Seahawks	Practice Squad 10/3 vs. Rams
Emmanuel Moseley	DB	San Francisco 49ers	MNF vs. Browns
Michael Palardy	P	Carolina Panthers	5 punts for 238 yards, 3 inside 20 in 34-27 win vs. Jaguars
Cordarrelle Patterson	WR	Chicago Bears	1 rush for 5 yards, 3 kickoff returns for 93 yards in 24-21 loss vs. Bears
Kyle Phillips	DE	New York Jets	1 tackle, 1 pass defended in 31-6 loss at Eagles
Jalen Reeves-Maybin	LB	Detroit Lions	Bye
Matt Sims (IR)	QB	Atlanta Falcons	Injured Reserve
Luke Stocker	TE	Atlanta Falcons	1 tackle on special teams in 53-32 loss at Texans
Cameron Sutton	DB	Pittsburgh Steelers	1 pass defended 26-23 loss vs. Ravens
Shy Tuttle	DL	New Orleans Saints	No stats in 31-24 win vs. Buccaneers
Jason Witten	TE	Dallas Cowboys	3 receptions for 29 yards in 34-24 loss vs. Packers

THE NFL DRAFT



The Vols have one of the most storied histories of producing NFL players:

354 drafted players, third most in SEC and ninth among all schools.

At least one former Vol has played in 26 of the last 27 Super Bowls, with a total of 41 playing in the big game since 2000. For Super Bowl LIII, VFL Cordarrelle Patterson was on the roster for the New England Patriots and John Kelly on the Los Angeles Rams.

Sixteen former Vols have been selected in the first round of the NFL Draft since 2000, while 77 UT players have been selected overall in that time frame.

UT is third in the SEC and seventh in the nation with 46 all-time first-round draft picks.

UT sack king Derek Barnett was selected by the Philadelphia Eagles with the 14th overall pick of the 2017 NFL Draft, making him the Vols' first NFL first-round pick since the Miami Dolphins selected Ja'Wuan James with the 19th overall selection in 2014. He also became Tennessee's first defensive player selected in the first round since 2010, when the Kansas City Chiefs selected Eric Berry with the fifth pick and the Arizona Cardinals selected Dan Williams with the 26th pick.

Six Vols were selected in the first four rounds of the 2017 NFL Draft. That marks the most Vols picked in the first four rounds since 2002.

NEYLAND STADIUM | SHIELDS-WATKINS FIELD



CAPACITY: **102,455** | OVERALL RECORD IN 96 YEARS AT NEYLAND STADIUM: **468-134-17**

STADIUM NOTES

THE PROVERBIAL YARDSTICK

- One of the greatest coaches in the history of the game of football, Gen. Robert Reese Neyland is still, and will most likely always be, the yardstick by which all Tennessee football coaches are measured. For 21 years, he led the Big Orange to win after win and championship after championship. His 173 wins, seven conference titles and four national championships set the bar at one of the nation's finest football institutions.
- According to UT legend Gus Manning, no one summed up Neyland and his coaching ability better than Wallace Wade: "He could take his and beat yours or take yours and beat his." -- Wallace Wade, Alabama and Duke head coach and Neyland rival.

NEYLAND'S MAXIMS OF FOOTBALL

1. The team that makes the fewest mistakes will win.
2. Play for and make the breaks and when one comes your way -- SCORE.
3. If at first the game or the breaks go against you, don't let up -- put on more steam.
4. Protect our kickers, our QB, our lead and our ball game.
5. Ball, oskie, cover, block, cut and slice, pursue and gang tackle -- for this is the WINNING EDGE.
6. Press the kicking game. Here is where the breaks are made.
7. Carry the fight to our opponent and keep it there for 60 minutes.

100K + IS THE STANDARD

- The Vols have seen at least one home crowd of 100,000 plus in 22 of the last 23 seasons.
- Since 2010, Tennessee has enjoyed 15 home sellouts, including four during the 2014 season.

HOME SELLOUTS SINCE 2010

Sept. 18, 2017	#7 Georgia	L, 0-41
Oct. 15, 2016	#1 Alabama	L, 10-49
Sept. 24, 2016	#19 Florida	W, 38-28
Sept. 12, 2015	#19 Oklahoma	L, 24-31 (2OT)
Oct. 10, 2015	#19 Georgia	W, 38-31
Nov. 15, 2014	Kentucky	W, 50-16
Oct. 25, 2014	#4 Alabama	L, 20-34
Oct. 4, 2014	Florida	L, 9-10
Aug. 31, 2014	Utah State	W, 38-7
Nov. 9, 2013	#7 Auburn	L, 23-55
Oct. 5, 2013	#6 Georgia	L, 31-34 (OT)
Oct. 20, 2012	#1 Alabama	L, 13-44
Sept. 15, 2012	#18 Florida	L, 20-37
Oct. 8, 2011	Georgia	L, 12-20
Oct. 23, 2010	#8 Alabama	L, 10-41

TOP 10 ATTENDANCE IN 2018

- Tennessee finished the 2018 season ranked eighth in FBS in average attendance, having drawn 92,984 fans to Neyland Stadium per game.
- That average represents 91 percent of Neyland Stadium's capacity (102,455).
- UT was seventh in total attendance with 650,887 fans having seen a game at Neyland Stadium in 2018.

2018 AVERAGE HOME ATTENDANCE LEADERS

1. Michigan	110,737	5. LSU	100,819
2. Penn State	105,485	6. Texas A&M	99,844
3. Ohio State	101,947	7. Texas	97,713
4. Alabama	101,562	8. Tennessee	92,984

2018 TOTAL HOME ATTENDANCE LEADERS

1. Michigan	775,156	5. LSU	705,733
2. Penn State	738,396	6. Texas A&M	698,908
3. Ohio State	713,630	7. Tennessee	650,887
4. Alabama	710,931	8. Georgia	649,222

"QUOTES"

ABOUT NEYLAND STADIUM

"The big games I played in Neyland Stadium are right up there with the Super Bowl. It is still one of the most electric atmospheres I have ever experienced, and the passion of the fans is what makes the difference."

- Peyton Manning, Former Vol and NFL QB

"It is a remarkable experience. It starts with the Vol Walk down to the stadium, and the energy just builds and builds until you run through the 'T' for kickoff."

- Jerod Mayo, Former Vol and NFL LB

"Don't know if it is the stadium on the water, a bright orange I can even see or the 100,000+ die-hard fans but Tennessee is definitely one of my top-5 spots in college football. Neyland and Tennessee, you far exceeded my expectations."

- Brock Huard, ESPN/SEC Network game analyst

"The noise was a constant, oppressive force. I could literally feel it on my skin. But these fans weren't just loud on the first drive. Or just on 3rd down. Or just in the fourth quarter. It was every. single. play."

- Ty Darlington, former Oklahoma offensive lineman (2015)

"Last year when we went to play Tennessee in Neyland Stadium, that was probably the best game experience I've had and probably will ever have. That's a different type of loud. I can't even describe it. It was unbelievable."

- Baker Mayfield, former Oklahoma quarterback (2015)

"It's got to be Tennessee! That night in that stadium with the orange and Rocky Top -- that's my favorite!"

- Lee Corso, ESPN College Football Analyst

NATIONAL ATTENDANCE & WINNING PCT

WINNING AT HOME (Min. 50 Games)

1. Alabama: Bryant-Denny Stadium (1929)	269-53-3	.832
2. Boise State: Albertsons Stadium (1970)	268-56	.827
3. Georgia Southern: Paulson Stadium (1984)	193-41	.825
4. Marshall: Joan C. Edwards Stadium (1991)	161-35	.821
5. Oklahoma: Oklahoma Memorial Stadium (1923)	400-86-15	.813
6. Penn State: Beaver Stadium (1960)	294-74	.799
7. Auburn: Jordan-Hare Stadium (1939)	327-83-7	.793
8. Ohio State: Ohio Stadium (1922)	447-112-20	.789
9. Tennessee: Neyland Stadium (1921)	468-134-17	.770
10. Georgia: Sanford Stadium (1929)	355-106-9	.765

LARGEST CFB STADIUMS

1. Michigan Stadium (Michigan)	107,601
2. Beaver Stadium (Penn State)	106,572
3. Kyle Field (Texas A&M)	102,733
4. Neyland Stadium (Tennessee)	102,455
5. Tiger Stadium (LSU)	102,321
6. Ohio Stadium (Ohio State)	102,082
7. Bryant-Denny Stadium (Alabama)	101,821
8. Darrell K. Royal Memorial Stadium (Texas)	100,119
9. Sanford Stadium (Georgia)	92,746
10. Rose Bowl (UCLA)	90,088

PLAYER NOTES | IN NUMERICAL ORDER BY POSITION GROUP

QUARTERBACKS

#2 JARRETT GUARANTANO

6-4, 213, R-Jr., Lodi, N.J.

CAREER HONORS

- 2019 Maxwell Award Preseason Watch List
- 2019 Johnny Unitas Award Preseason Watch List
- Maxwell Award National Player of the Week (10/16/18)
- SEC Co-Offensive Player of the Week (10/15/18)
- PFF College National & SEC Team of the Week (10/15/18)
- CFPA Honorable Mention Nat'l Performer of the Week (10/15/18)
- Manning Star of the Week (10/15/18)
- Davey O'Brien Great 8 (10/14/18)
- PFF College SEC Team of the Week (9/14/18)
- PFF College SEC Team of the Week (10/31/17)
- Collected MVP honors at Tennessee's 2018 Orange & White Game by throwing for 226 yards and two touchdowns.

2019

- Threw a career-high three-touchdown passes against Chattanooga, completing 7-of-8 passes for 142 yards. His 87.5 completion percentage was a career best (9/14)
- Tossed the second consecutive two-TD game of the season against BYU with scoring-passes to Jauan Jennings, marking the second-time of his career he's had back-to-back games with at least two TDs (9/7)
- Tossed second 300-yard game of his career totaling 311 yards against Georgia State with 26 completions on a career-high 40 attempts (8/31)
- Matched his career-high with two touchdowns in a game against Georgia State on a six-yard pitch to Marquez Callaway and an 18-yard throw to Jauan Jennings

2018

- Had the lowest number of interceptions (three) of any quarterback in FBS who started at least 12 games in 2018. His three interceptions were the fewest by a Vols' starting quarterback since Condredge Holloway also only threw three picks in 1972
- Shattered the UT record for consecutive pass attempts without an interception by tossing 166 straight passes without a pick, breaking the mark of 143 set by Casey Clausen in 2003

NOTES

- Majoring in Psychology
- Represented UT at 2019 SEC Media Days
- Guarantano's career completion percentage of 62.1 % (300 of 483) ranks second in program history (min. 200 attempts) behind only Peyton Manning (62.5).
- His 3,654 career passing yards are 12th in Tennessee history and he needs just 169 yards to pass Alan Cockrell (3,823) for 11th.
- Guarantano has tossed only nine interceptions in 483 career attempts and his 1.86 interception percentage is the lowest in school history (min. 200 attempts).
- Father, James, played WR at Rutgers (1989-92), setting the school record for receptions and was inducted into the Rutgers Hall of Fame.
- Ranked No. 21 in PFF College Top Returning QBs during 2019 preseason (Fourth among SEC QBs)

>> Full profile on Media Guide Page 72

CAREER STATS

Passing	GP/GS	Com	Att	Pct	TD	Int	Yds	Per/G	Long	High Yd
2017	9/6	86	139	62.0	4	2	997	110.8	60	LSU
2018	12/12	153	246	62.2	12	3	1907	158.9	53	UTEP
2019	5/4	61	98	62.2	7	4	750	150.0	54	GSU
Totals	26/22	300	483	62.0	23	9	3654	140.5	60	LSU

Rushing	GP/GS	No	Yds	Avg	Per/G	TD	Long	High Yd
2017	9/6	66	-39	-0.6	-4.3	1	13	UK
2018	12/12	40	-94	-2.4	-7.8	0	14	UTEP
2019	5/4	18	5	0.3	1.0	0	9	BYU
Totals	26/22	124	-128	-1.0	-4.9	1	14	UTEP

CAREER HIGHS

Completions	27 at South Carolina, 10/27/18
Attempts	40 vs. Georgia State, 8/31/19
Completion Percentage (Min. 10 Att.)	78.3 at Kentucky, 10/28/17
Passing Touchdowns	3 vs. Chattanooga, 9/14/19
Passing Yards	328 at Auburn, 10/13/18
Rushing Attempts	17 vs. South Carolina, 10/14/17
Rushing Touchdowns	1 vs. Southern Miss, 11/4/17
Rushing Yards	6 vs. Indiana State, 9/9/17

GAME-BY-GAME

2019 Opp.	Comp	Att	TD	INT	Pct.	Yards	Lg	Run	Yds	TD	Lg
Ga State	26	40	2	1	65.0	311	54	10	-10	0	8
BYU	17	28	2	1	60.7	176	51	3	0	0	4
UTC	7	8	3	0	87.5	142	39	0	0	0	0
at Florida	10	17	0	2	58.8	107	27	4	6	0	6
Georgia	1	5	0	0	20.0	14	14	1	9	0	9

2018 Opp.	Comp	Att	TD	INT	Pct.	Yards	Lg	Run	Yds	TD	Lg
vs. WVU	19	25	1	0	76.0	172	22	3	-15	0	2
ETSU	8	13	0	0	61.5	154	51	1	-6	0	0
UTEP	12	16	1	0	75.0	168	53	6	20	0	14
Florida	7	18	0	2	38.9	164	51	4	-5	0	7
at Georgia	13	21	2	0	61.9	143	37	2	-8	0	0
at Auburn	21	32	2	0	65.6	328	42	5	-6	0	12
Alabama	5	10	0	0	50.0	63	30	3	-30	0	0
at S. Carolina	27	39	2	0	69.2	207	20	7	10	0	11
Charlotte	16	21	1	0	76.2	172	45	2	-24	0	0
Kentucky	12	20	2	0	60.0	197	39	0	0	0	0
Missouri	0	2	0	0	0.0	0	0	2	-18	0	0
at Vanderbilt	13	29	1	1	44.8	139	43	2	-12	0	0

2017 Opp.	Comp	Att	TD	INT	Pct.	Yards	Lg	Run	Yds	TD	Lg
vs. Ga. Tech					DNP						
Indiana State	4	12	1	0	33.3	41	18	2	6	0	12
at Florida					DNP						
UMass	2	5	0	0	40.0	-3	0	3	4	0	5
Georgia	6	7	0	0	85.7	16	9	5	-4	0	6
South Carolina	11	18	0	0	61.1	133	39	17	-2	0	11
at Alabama	9	16	0	1	56.3	44	12	11	-12	0	9
at Kentucky	18	23	0	0	78.3	242	48	15	-5	0	13
Southern Miss	9	13	0	0	69.2	102	42	2	-4	1	3
at Missouri					DNP - Injury						
LSU	13	23	1	0	56.5	239	60	6	-9	0	2
Vanderbilt	14	22	2	1	63.6	183	32	5	-13	0	6

#12 J.T. SHROUT

6-3, 213, R-Fr., Santa Clarita, Calif.

2019

- Made his collegiate debut versus Chattanooga, completing 3-of-9 passes for 23 yards. His longest toss was 10 yards (9/14)

2018

- Did not appear in any games during redshirt season

NOTES

- Majoring in Recreation/Sport Management

HIGH SCHOOL

- ESPN: 3-star (No. 33 pocket passer, No. 53 prospect in California)
- 247 Sports: 3-star (No. 34 pro-style QB, No. 111 prospect in California)
- Rivals: 3-star (No. 14 pro-style QB, No. 53 prospect in California)

>> Full profile on Media Guide Page 88

CAREER STATS

Passing	GP/GS	Com	Att	Pct	TD	Int	Yds	Per/G	Long	High Yd
2019	1/0	3	9	33.3	0	0	23	23.0	10	UTC

2019 Opp.	Comp	Att	TD	INT	Pct.	Yards	Lg	Run	Yds	TD	Lg
vs. UTC	3	9	0	0	33.3	23	10	0	0	0	0

#18 BRIAN MAURER

6-3, 193, Fr., Ocala, Fla.

2019

- Became the first true freshman quarterback to start for UT since Will McBride started against Missouri on Nov. 11, 2017 after starting vs. No. 3/3 Georgia on Oct. 5
- Maurer began the game 10-for-17, connecting with Marquez Callaway and Jauan Jennings for the first two touchdown passes of his career. He finished 14-for-28 and 259 yards vs Georgia. Maurer's 73-yard touchdown toss to Callaway was his first completion inside Neyland Stadium (10/5)
- Started the second-half against Florida completing his first pass attempt, going 3-of-6 on his first drive of the game and leading the Vols to their first scoring drive which was capped by a 40-yard field goal from Brent Cimaglia (9/21)
- Made his collegiate debut against Chattanooga and scored on a six-yard scamper to the corner of the endzone (9/14)

- Became the first true freshman QB to score a rushing touchdown since Josh Dobbs did so against Kentucky on Nov. 30, 2013.

NOTES

- Majoring in Management

HIGH SCHOOL

- Elite 11 quarterback who starred at West Port High School in Ocala, Fla
- An ESPN 4-star prospect
- Set the Marion County single-season passing record in 2018 with 3,543 yards and 34 touchdowns

>> Full profile on Media Guide Page 101

CAREER STATS

Passing	GP/GS	Com	Att	Pct	TD	Int	Yds	Per/G	Long	High Yd
2019	3/1	18	41	43.9	2	2	303	101.073	Georgia	
259	Georgia									

Rushing	GP/GS	No	Yds	Avg	Per/G	TD	Long	High Yd
2019	3/1	14	-12	-0.9	-4.0	1	8	UTC

2019 Opp.	Comp	Att	TD	INT	Pct.	Yards	Lg	Run	Yds	TD	Lg
UTC	0	2	0	0	0.0	23	10	1	16	1	8
at Florida	4	11	0	1	36.4	44	22	3	1	0	6
Georgia	14	28	2	1	50.0	259	73	7	-29	0	0

CAREER HIGHS

Completions	14 vs. Georgia, 10/5/19
Attempts	28 vs. Georgia, 10/5/19
Completion Percentage (Min. 10 Att.)	50.0 vs. Georgia, 10/5/19
Passing Touchdowns	2 vs. Georgia, 10/5/19
Passing Yards	259 vs. Georgia, 10/5/19
Rushing Attempts	7 vs. Georgia, 10/5/19
Rushing Touchdowns	1 vs. Chattanooga, 9/14/19
Rushing Yards	16 vs. Chattanooga, 9/14/19

RUNNING BACKS

#3 ERIC GRAY

5-10, 195, Fr., Memphis, Tenn.

2019

- Set career highs in carries (17) and rushing yards (77) vs. BYU (9/7)
- Made his collegiate debut against Georgia State recording seven carries for 29 yards
- Also had six catches for 51 yards. His six receptions were the most by a freshman running back since Jalen Hurd had seven at South Carolina on Nov. 1, 2014 (8/31)

NOTES

- Majoring in University Exploratory

HIGH SCHOOL

- Rated as a 4-star prospect and a Top 10 recruit in Tennessee out of Lausanne Collegiate School in Memphis
- Selected to play in the 2019 All-American Bowl
- Three-time Tennessee Mr. Football Winner (2016, 2017, 2018)
- Two-time Tennessee Gatorade Player of the Year (2017 & 2018)
- Set the Tennessee state record for career touchdowns with 138
- Held a 3.5 GPA in high school

>> Full profile on Media Guide Page 100

CAREER STATS

Rushing	GP/GS	No	Yds	Avg	Per/G	TD	Long	High Yd
2019	5/0	43	170	4.0	34.0	0	16	UF

Receiving	GP/GS	No	Yds	Avg	Per/G	TD	Long	High Yd
2019	5/0	9	60	6.7	12.0	0	14	GSU

GAME-BY-GAME

2019 Opp.	Rush-Yds-TD, Lg	Rec-Yds-TD, Lg	KO Returns
Ga. State	7-29-0, 7	6-51-0, 14	0-0-0
BYU	17-77-0, 13	2-5-0, 7	0-0-0
UTC	8-32-0, 11	1-4-0, 4	0-0-0
at Florida	6-27-0, 16	0-0-0, 0	0-0-0
Georgia	5-5-0, 9	0-0-0, 0	0-0-0

CAREER HIGHS

Rushes	17 vs. BYU, 9/7/19
Rushing Yards	77 vs. BYU, 9/7/19
Touchdowns	N/A
Long Rush	16 at Florida, 9/21/19
Receptions	6 vs. Georgia State, 8/31/19
Receiving Yards	51 vs. Georgia State, 8/31/19
Receiving Touchdowns	N/A
Long Reception	14 vs. Georgia State, 8/31/19

#8 TY CHANDLER

5-11, 201, Jr., Nashville, Tenn.

CAREER

- 2019 Doak Walker Award Preseason Watch List
- PFF College SEC Team of the Week (9/19/18)
- SEC Freshman of the Week (9/9/17)

2019

- Posted his second rushing touchdown of the year on a 13-yard scamper to open the scoring in win over Chattanooga (9/14)
- Went over the century mark for the third time in his career, rushing for 154 yards against BYU, including a 53-yard run in the second quarter, his longest of the season and third-longest of his career. The 154 yards is the second-highest rushing output of his career
- Led the Vols against Georgia State in rushing yards, recording 48 on six touches, including a 31-yard TD run

NOTES

- Majoring in Recreation/Sport Management
- Led the Vols in rushing in 2018 with 630 yards on 115 carries (5.5 ypc) and scored a team-high seven touchdowns (four rushing and three receiving)
- Tied for team lead in touchdown receptions (three) and ranked fourth on the Vols in receptions (19) and receiving yards (183) in 2018
- Became the first Tennessee player since LaMarcus Coker in 2006 to record two runs of 75 or more yards in the same season, recording touchdown runs of 81 yards and 75 yards during his sophomore campaign
- In 2018, became the first Vol running back with a touchdown catch in three straight games in program history
- Tallied 305 rushing yards & two TDs on 71 carries in 2017
- Finished the 2017 season ranked fourth in the SEC and 26th nationally with a 26.1 kickoff return average
- Named SEC Freshman of the Week (9/9/17) after returning the opening kickoff 91 yards for a touchdown versus Indiana State

>> Full profile on Media Guide Page 64

CAREER STATS

Rushing	GP/GS	No	Yds	Avg	Per/G	TD	Long	High Yd
2017	12/1	71	305	4.3	25.4	2	30	USC
2018	11/10	115	630	5.5	57.3	4	81	UTEP
2019	5/5	59	320	5.4	64.0	2	53	BYU
Totals	28/16	245	1255	5.1	44.8	8	81	UTEP

Receiving	GP/GS	No	Yds	Avg	Per/G	TD	Long	High Yd
2017	12/1	10	108	10.8	9.0	0	23	UK
2018	11/10	19	183	9.6	16.6	3	42	AU
2019	5/5	4	7	1.8	1.4	0	4	GSU
Totals	28/16	33	298	9.0	10.6	3	42	AU

Kick Returns	GP/GS	No	Yds	Avg	Per/G	TD	Long	High Yd
2017	12/1	17	416	24.5	34.7	1	91	ISU
2018	11/10	7	113	16.1	19.3	0	27	SC
2019	5/5	5	148	29.6	29.6	0	58	UTC
Totals	28/16	29	677	23.3	24.2	1	91	ISU

CAREER HIGHS

Rushes	22 at Kentucky, 10/28/17
Rushing Yards	158 vs. UTEP 9/15/18
Touchdowns	2 (2x) last, vs. Missouri 11/17/18
Long Rush	81 vs. UTEP 9/15/18
Receptions	7 at South Carolina, 10/27/18
Receiving Yards	62 at Auburn, 10/13/18
Receiving Touchdowns	1 (3x) last, vs. Alabama, 10/20/18
Long Reception	42 at Auburn, 10/13/18
Kickoff Returns	5 (2x) last, at Missouri, 11/11/17
Kickoff Return Yards	112 at Missouri, 11/11/17
Long Kickoff Return	91 vs. Indiana State, 9/9/17
KR Touchdowns	1 vs. Indiana State, 9/9/17

GAME-BY-GAME

2019 Opp.	Rush-Yds-TD, Lg	Rec-Yds-TD, Lg	KO Returns
Ga. State	6-50-1, 31	1-4-0, 4	3-72-33
BYU	26-154-0, 53	2-0-0, 1	1-18-18

UTC	10-46-1, 13	0-0-0	1-58-58
at Florida	10-34-0, 11	0-0-0	0-0-0
Georgia	7-38-0, 16	1-3-0, 3	0-0-0

2018 Opp.	Rush-Yds-TD, Lg	Rec-Yds-TD, Lg	KO Returns
vs. WVU	4-(-4)-0, 5	0-0-0	1-17-0, 17
ETSU	DNP	DNP	DNP
UTEP	12-158-1, 81	0-0-0	0-0-0
Florida	19-66-0, 13	0-0-0	0-0-0
at Georgia	5-27-0, 17	4-53-1, 35	0-0-0
at Auburn	16-50-0, 18	5-62-1, 42	0-0-0
Alabama	9-21-0, 9	3-36-1, 26	5-69-0, 22
at S. Carolina	11-54-0, 12	7-29-0, 11	1-27-0, 27
Charlotte	2-(-4)-0, 0	0-0-0	0-0-0
Kentucky	16-89-0, 29	0-0-0	0-0-0
Missouri	14-82-2, 33	0-0-0	0-0-0
at Vanderbilt	7-88-1, 75	0-0-0	0-0-0

2017 Opp.	Rush-Yds-TD, Lg	Rec-Yds-TD, Lg	KO Returns
vs. Ga. Tech	1-7-0, 7	0-0-0	1-14-0, 14
Indiana State	4-14-0, 8	0-0-0	1-91-1, 91
at Florida	6-30-0, 7	2-31-0, 16	0-0-0
UMass	5-13-0, 7	1-11-0, 11	0-0-0
Georgia	2-7-0, 7	3-15-0, 9	2-34-0, 21
South Carolina	4-45-0, 30	1-11-0, 11	1-21-0, 21
at Alabama	4-2-0, 2	0-0-0	4-94-0, 32
at Kentucky	22-120-2, 29	2-33-0, 23	0-0-0
Southern Miss	11-15-0, 3	0-0-0	0-0-0
at Missouri	8-33-0, 13	1-7-0, 7	5-112-0, 34
LSU	0-0-0	0-0-0	1-16-0, 16
Vanderbilt	3-19-0, 16	0-0-0	2-34-0, 19

#9 TIM JORDAN

5-11, 203, Jr., Bartow, Fla.

CAREER HONORS

- PFF College SEC Offensive Team of the Week (9/4/18)

2019

- Led the Vols with nine rushes and 47 yards against No. 3 Georgia (10/5)
- Had five carries for 33 yards in win vs. Chattanooga (9/14)
- Had seven carries for 18 yards in season opener vs. Georgia State (8/31)

2018

- Finished second on the team in rushing with 522 yards on 132 carries (4.0 ypc), while averaging 43.5 yards per game
- Had 15 carries for 63 yards and a touchdown while also catching two passes for 41 yards in upset win against No. 11 Kentucky (11/10)
- Led the team with 12 carries for 62 yards and also set a career high with four catches for 29 yards against South Carolina (10/27)
- Finished with 14 carries for 50 yards against No. 1 Alabama (10/20)
- Tallied 49 yards and a touchdown on 13 carries vs. UTEP (9/15)
- Led the running back group with 65 yards rushing in home opener against ETSU (9/8)
- Set a career high in rushes (20) and rushing yards (118) and scored his first-career touchdown in season opener against West Virginia (9/1)
- Was the first Vol to rush for 100 yards since Ty Chandler rushed for 120 at Kentucky in 2017

NOTES

- Majoring in Communication Studies
- Played in all 12 games in 2017, totaling 52 yards on 11 carries as well as 65 yards on eight receptions
- Earned ratings of 3-and 2-stars from recruiting services and rushed for 1,300 in yards and 13 TDs as a senior at Bartow High School in 2016

>> Full profile on Media Guide Page 80

CAREER STATS

Rushing	GP/GS	No	Yds	Avg	Per/G	TD	Long	High Yd
2017	12/0	11	52	4.7	4.3	0	12	UK
2018	12/2	132	522	4.0	43.5	3	30	WVU
2019	4/0	24	112	4.7	28.0	0	17	UGA
Totals	28/2	167	686	4.1	24.5	3	30	WVU

Receiving	GP/GS	No	Yds	Avg	Per/G	TD	Long	High Yd
2017	12/0	8	65	8.1	5.4	0	28	LSU
2018	12/2	12	116	9.7	9.7	0	44	UK
2019	4/0	3	16	5.3	4.0	0	3	GSU
Totals	28/2	23	197	8.6	7.0	0	34	UK

Kick Returns	GP/GS	No	Yds	Avg	Per/G	TD	Long	High Yd
2017	12/0	3	55	18.3	4.6	0	26	UGA
2018	12/2	0	0	0.0	0.0	0	--	--

2019	4/0	0	0	0.0	0.0	0	--	--
Totals	28/2	3	55	18.3	2.0	0	26-GA	29-LSU

CAREER HIGHS

Rushes	20 vs. West Virginia, 9/1/18
Rushing Yards	118 vs. West Virginia, 9/1/18
Long Rush	30 vs. West Virginia, 9/1/18
Receptions	4 (2x), last vs. Georgia, 10/5/19
Receiving Yards	44 vs. LSU, 11/18/17
Long Reception	34 vs. Kentucky, 11/10/18
Kickoff Returns	2 vs. LSU, 11/18/17
Kickoff Return Yards	29 vs. LSU, 11/18/17
Long Kickoff Return	26 vs. Georgia, 9/30/17

GAME-BY-GAME

2019 Opp.	Rush-Yds-TD, Lg	Rec-Yds-TD, Lg	KO Returns
Ga. State	7-16-0, 5	1-3-0, 3	0-0-0
BYU	DNP		
UTC	5-33-0, 14	0-0-0	0-0-0
at Florida	3-16-0, 8	1-2-0, 2	0-0-0
Georgia	9-47-0, 17	4-11-0, 11	0-0-0

2018 Opp.	Rush-Yds-TD, Lg	Rec-Yds-TD, Lg	KO Returns
vs. WVU	20-118-1, 30	2-11-0, 8	0-0-0
ETSU	15-65-0, 16	0-0-0	0-0-0
UTEP	13-49-0, 14	0-0-0	0-0-0
Florida	9-5-0, 4	0-0-0	0-0-0
at Georgia	6-21-0, 10	0-0-0	0-0-0
at Auburn	13-26-0, 18	2-23-0, 19	0-0-0
Alabama	14-50-0, 11	1-7-0, 7	0-0-0
at S. Carolina	12-62-0, 10	4-29-0, 11	0-0-0
Charlotte	4-18-0, 9	0-0-0	0-0-0
Kentucky	15-63-1, 22	2-41-0, 34	0-0-0
Missouri	6-18-0, 18	0-0-0	0-0-0
at Vanderbilt	5-27-0, 19	1-5-0, 0	0-0-0

2017 Opp.	Rush-Yds-TD, Lg	Rec-Yds-TD, Lg	KO Returns
vs. Ga. Tech	0-0-0	0-0-0	0-0-0
Indiana State	4-22-0, 10	1-9-0, 9	0-0-0
at Florida	0-0-0	0-0-0	0-0-0
UMass	0-0-0	0-0-0	0-0-0
Georgia	1-7-0, 7	1-(-1)-0, 0	1-26-0, 26
South Carolina	0-0-0	0-0-0	0-0-0
at Alabama	2-7-0, 7	1-8-0, 8	0-0-0
at Kentucky	3-11-0, 12	2-5-0, 4	0-0-0
Southern Miss	0-0-0	0-0-0	0-0-0
at Missouri	1-5-0, 5	0-0-0	0-0-0
LSU	0-0-0	2-44-0, 28	2-29-0, 17
Vanderbilt	0-0-0	1-0-0, 0	0-0-0

#27 CARLIN FILS-AIME

5-11, 180, Sr., Naples, Fla.

2019

- Made season debut as a contributor on special teams vs. No. 3 Georgia (10/5)

2018

- Finished with seven carries for 36 yards a touchdown on the season, moving from cornerback to running back for the final five games
- Moved back to running back after spending the first seven weeks as a cornerback
- Recorded his first rushing touchdown since the Indiana State game in 2017 with a 14-yard sweep to pay dirt in the third quarter at South Carolina (10/27)

NOTES

- Majoring in Communication Studies
- Made first-career start, setting career highs with 13 carries and 73 yards (5.6 avg) in loss at Kentucky (10/28/17)

>> Full profile on Media Guide Page 68

CAREER STATS

Defense	GP/GS	UT	AT	TT	Sack	TFL	FF	FR	PBU	Int	High Tk
2017	11/0	1	1	2	0-0	0-0	0	0	0	0	1-2x
2018	12/0	0	0	0	0-0	0-0	0	0	0	0	--
Totals	23/0	0	0	0	0-0	0-0	0	0	0	0	--

Rushing	GP/GS	No	Yds	Avg	Per/G	TD	Long	High Yd
2016	7/0	14	58	4.1	8.3	2	8	TTU, MU
2017	11/1	31	215	6.9	19.5	2	30	ISU
2018	12/0	7	36	5.1	3.3	1	14	SC
Totals	30/1	52	309	5.9	10.7	5	30	ISU

Receiving	GP/GS	No	Yds	Avg	Per/G	TD	Long	High Yd
2016	7/0	0	0	0.0	0	0	--	--
2017	11/1	2	18	9.0	1.6	0	12	UK

2018	12/0	2	0	0.0	0.0	0	-	-
Totals	30/1	17	135	4.5	0.6	0	12-UK	12-UK

CAREER HIGHS

Rushes	13 at Kentucky, 10/28/17
Rushing Yards	73 at Kentucky, 10/28/17
Long Rush	30 vs. Indiana State, 9/9/17
Touchdowns	2 (2x), last vs. Indiana State, 9/9/17
Receptions	1 at Kentucky, 10/28/17
Receiving Yards	12 at Kentucky, 10/28/17

GAME-BY-GAME

2019 Opp.	Rush-Yards-TD, Lg	Rec-Yards-TD, Lg
Georgia	0-0-0	0-0-0

2018 Opp.	U-A-T, Other	Rush-Yds-TD, Lg	Rec-Yds-TD, Lg
vs. W. Virginia	0-0-0		
ETSU	0-0-0		
UTEP	0-0-0		
Florida	0-0-0		
at Georgia	0-0-0		
at Auburn	0-0-0		
Alabama	0-0-0		
at S. Carolina	0-0-0	3-20-1, 14	0-0-0
Charlotte	0-0-0	1-10-0, 10	2-0-0, 0
Kentucky	0-0-0	2-5-0, 4	0-0-0
Missouri	0-0-0	1-(-1)-0, 0	0-0-0
at Vanderbilt	0-0-0	0-0-0	0-0-0

2017 Opp.	Rush-Yards-TD, Lg	Rec-Yards-TD, Lg
vs. Georgia Tech	0-0-0	0-0-0
Indiana State	3-41-2, 30	0-0-0
at Florida	3-11-0, 7	0-0-0
UMass	2-6-0, 4	0-0-0
Georgia	3-16-0, 10	0-0-0
at Alabama	0-0-0	0-0-0
at Kentucky	13-73-0, 21	1-12-0, 12
Southern Miss	0-0-0	1-6-0, 6
at Missouri	3-31-0, 25	0-0-0
LSU	2-6-0, 4	0-0-0
Vanderbilt	2-31-0, 17	0-0-0

WIDE RECEIVERS

#1 MARQUEZ CALLAWAY

6-2, 204, Sr., Warner Robins, Ga.

CAREER HONORS

- 2019 Preseason All-SEC Second Team - Return Specialist (Media & Coaches)
- Member of 2017-18 VOLeaders Academy Class
- Named to the PFF College All-SEC Second Team (PR)

2019

- Had a big night against No. 3 Georgia, posting a season-high 105 receiving yards with an all-time best 73-yard touchdown reception. It marked the longest pass-and-catch for the Vols since Oct. 31, 2015 against Kentucky, when Josh Dobbs connected with Josh Malone for a 75-yard touchdown (10/5)
- Found the endzone for the second time this year on a season-long 39-yard catch against Chattanooga. Finished with 59 yards, also a season-high (9/14)
- Scored Tennessee's first touchdown of the season on a six-yard catch from Jarrett Guarantano to mark his third touchdown in a season opener (8/31)

2018

- Led the Vols with 37 catches and 592 receiving yards (16.0 ypc) to go along with two touchdowns
- His 11.9 punt return average (14-166) ranked No. 3 in the SEC and No. 13 in the nation
- Had an 82-yard punt return touchdown vs. Charlotte (11/3) - the second return touchdown of his career
- His 82-yard punt return TD versus Charlotte was the second-longest in the SEC in 2018
- His punt return is tied for the 12th longest punt return in Tennessee history and was the longest since 2015

NOTES

- Majoring in Communication Studies
- Led Vols with five touchdowns in 2017
- Led UT's comeback victory over Georgia Tech in the 2017 season opener by catching four passes for 115 yards and two TDs in the win

>> Full profile on Media Guide Page 62

CAREER STATS

Receiving	GP/GS	No	Yds	Avg	Per/G	TD	Long	High Yd
2016	6/0	1	13	13.0	2.2	0	13-TTU	13-TTU
2017	11/10	24	406	16.9	36.9	5	50-GT	115-GT
2018	12/12	37	592	16.0	49.3	2	51-ETSU	99-UM
2019	5/5	13	259	19.9	51.8	3	73-UGA	105-UGA
Totals	34/27	75	1270	16.9	37.4	10	73-UGA	115-GT

Punt Return	GP/GS	No	Yds	Avg	Per/G	TD	Long	High Yd
2016	6/0	2	114	57.0	19.0	1	62-TTU	114-TTU
2017	11/10	13	109	8.4	9.9	0	36-ISU	53-ISU
2018	12/12	14	166	11.9	13.8	1	82-CHA	98-CHA
2019	4/4	3	31	10.3	7.8	0	30-GSU	30-GSU
Totals	34/27	32	420	13.1	12.4	2	82-CHA	114-TTU

Kick Returns	GP/GS	No	Yds	Avg	Per/G	TD	Long	High Yd
2016	6/0	0	0	0	0.0	0	--	--
2017	11/10	6	49	8.2	4.5	0	13-ISU,UK	26-UK
2018	12/12	0	0	0	0.0	0	--	--
2019	5/5	0	0	0	0.0	0	--	--
Totals	34/27	6	49	8.2	1.4	0	13-ISU,UK	26-UK

CAREER HIGHS

Receptions	9 at South Carolina, 10/27/18
Receiving Yards	115 vs. Georgia Tech, 9/4/17
Receiving Touchdowns	2 vs. Georgia Tech, 9/4/17
Long Reception	73 vs. Georgia, 10/5/19
Punt Returns	4 vs. Indiana State, 9/9/17
Punt Return Total Yards	114 vs. Tennessee Tech, 11/5/16
Punt Return TDs	1 (2x), vs. Charlotte, 11/3/18 vs. Tennessee Tech, 11/5/16
Long Punt Return	82 vs. Charlotte, 11/3/18
Kick Returns	3 at Kentucky, 10/28/17
Kick Return Total Yards	26 at Kentucky, 10/28/17
Long Kick Return	13 (2x) vs. Indiana State, 9/9/17 at Kentucky, 10/28/17
All-Purpose Yards	127 vs. Tennessee Tech, 11/5/16

GAME-BY-GAME

2019 Opp.	Rec-Yds-TD, Lg	Punt Returns (No.-Yds-TD, Lg)
Ga. State	3-46-1, 27	1-35-0, 30
BYU	4-22-0, 13	1-4-0, 0
UTC	2-59-1, 39	0-0-0
at Florida	1-27-0, 27	1-0-0
Georgia	3-105-1, 73	0-0-0

2018 Opp.	Rec-Yds-TD, Lg	Punt Returns (No.-Yds-TD, Lg)
vs. WVU	6-63-0, 20	1-6-0, 6
ETSU	5-78-0, 51	1-(-1)-0, 0
UTEP	1-8-0, 8	3-5-0
Florida	2-61-0, 36	1-6-0, 6
at Georgia	2-21-0, 13	0-0-0
at Auburn	2-55-0, 30	1-0-0, 0
Alabama	0-0-0	0-0-0
at S. Carolina	9-86-0, 16	1-7-0, 7
Charlotte	3-30-0, 20	3-98-1, 82
Kentucky	2-56-1, 39	1-18-0, 18
Missouri	2-98-0, 49	1-2-0, 2
at Vanderbilt	3-36-1, 17	1-25-0, 25

2017 Opp.	Rec-Yds-TD, Lg	Punt Returns (No.-Yds-TD, Lg)
vs. Georgia Tech	4-115-2, 50	0-0-0
Indiana State	1-37-1, 37	4-53-0, 36
at Florida	3-46-0, 22	1-29-0, 29
UMass	0-0-0, 0	3-27-0, 12
Georgia	0-0-0	0-0-0
South Carolina	4-37-0, 16	1-10-0, 10
at Alabama	3-14-0, 9	0-0-0
at Kentucky	2-16-0, 11	2-(-2)-0, 2
Southern Miss	2-53-0, 42	0-0-0
at Missouri	DNP - Injury	
LSU	2-72-1, 46	2-(-8)-0
Vanderbilt	3-16-1, 11	0-0-0

#5 JOSH PALMER

6-2, 195, Jr., Brampton, Ontario (Canada)

CAREER HONORS

- Member of 2018-19 VOLeaders Academy Class

2019

- Had four catches for 56 yards vs. BYU (9/7)
- Made three catches in season opener vs. Georgia State in what was his 14th career start (8/31)

2018

- Improved by leaps and bounds in this second season with the Vols, playing in all 12 games while starting in eight contests
- Finished the season first in the SEC and tied for fifth in the nation in yards per catch (21.0)

- Hauled in 23 catches and ranked second on the team with 484 receiving yards and two touchdowns while averaging 40.3 yards per game

NOTES

- Majoring in Management
- >> Full profile on Media Guide Page 85

CAREER STATS

Receiving	GP/GS	No	Yds	Avg	Per/G	TD	Long	High Yd
2017	12/5	9	98	10.9	8.2	0	18-ISU	31-UK
2018	12/8	23	484	21.0	40.3	2	53-UTEP	84-AU
2019	5/5	10	115	11.5	23.0	0	18-UTC	56-BYU
Totals	29/18	42	697	16.6	24.0	2	53-UTEP	84-AU

Rushing	GP/GS	No	Yds	Avg	Per/G	TD	Long	High Yd
2017	12/5	1	6	6.0	0.5	0	6-USC	6-USC
2018	12/8	5	27	5.4	2.3	1	20-ETSU	20-ETSU
2019	5/5	1	0	0.0	0.0	0	--	--
Totals	29/18	7	33	4.7	1.1	1	20-ETSU	20-ETSU

CAREER HIGHS

Receptions	4 vs. UTEP, 9/15/18
Receiving Yards	84 at Auburn, 10/13/18
Long Reception	51 vs. ETSU, 9/8/18
Receiving Touchdowns	1 at Georgia, 9/29/18
Rushes	1 (3x) last, vs. BYU, 9/7/19
Rushing Yards	20 vs. ETSU, 9/8/18
Rushing Touchdowns	1 vs. ETSU, 9/8/18
Long Rush	20 vs. ETSU, 9/8/18

GAME-BY-GAME

2019 Opp.	Rec-Yds-TD, Lg	Rushing (No.-Yds-TD, Lg)
Ga. State	3-17-0, 9	0-0-0
BYU	4-56-0, 16	1-0-0
UTC	1-18-0, 18	0-0-0
at Florida	2-24-0, 17	0-0-0
Georgia	0-0-0	0-0-0

2018 Opp.	Rec-Yds-TD, Lg	Rushing (No.-Yds-TD, Lg)
vs. WVU	1-33-0, 16	1-7-0, 7
ETSU	1-51-0, 51	1-20-1, 20
UTEP	2-64-0, 53	0-0-0
Florida	1-15-0, 15	0-0-0
at Georgia	1-34-1, 37	2-4-0, 3
at Auburn	3-84-0, 42	0-0-0
Alabama	1-30-0, 30	0-0-0
at S. Carolina	2-29-0, 20	0-0-0
Charlotte	4-71-1, 45	1-(-4)-0
Kentucky	1-25-0, 20	0-0-0
Missouri	2-23-0, 13	0-0-0
at Vanderbilt	2-22-0, 12	0-0-0

2017 Opp.	Rec-Yds-TD, Lg	Rushing (No.-Yds-TD, Lg)
vs. Georgia Tech	1-7-0, 7	0-0-0
Indiana State	1-18-0, 18	0-0-0
at Florida	1-11-0, 11	0-0-0
UMass	1-6-0, 6	0-0-0
Georgia	1-9-0, 9	0-0-0
South Carolina	0-0-0, 0	1-6-0, 6
at Alabama	0-0-0	0-0-0
at Kentucky	2-31-0, 16	0-0-0
Southern Miss	1-11-0, 11	0-0-0
at Missouri	1-5-0, 5	0-0-0
LSU	0-0-0	0-0-0
Vanderbilt	0-0-0	0-0-0

#7 BRANDON JOHNSON

6-2, 195, Sr., Fort Lauderdale, Fla.

CAREER

- PFF College SEC Offensive Team of the Week (9/19/18)

2019

- Scooped up the ball after a punt block by Tyler Byrd to score a 24-yard touchdown vs. Chattanooga. (9/14) It was his first scoring play since 2017 when he caught a 19-yard pass from Quinten Dormady in a then 25th-ranked UT's 42-7 win over Indiana State on Sept. 9

NOTES

- Majoring in Communication Studies
 - Father, Charles, played 12 years in Major League Baseball as a catcher for six teams, collecting four gold gloves, two all-star appearances and winning the 1997 World Series as a member of the Florida Marlins
 - Tied for the team lead with 37 receptions in 2017
 - Has two career 100-yard games
- >> Full profile on Media Guide Page 77

CAREER STATS

Receiving	GP/GS	No	Yds	Avg	Per/G	TD	Long	High Yd
2016	9/0	7	93	13.3	10.3	0	22-MU	64-TTU
2017	12/7	37	482	13.0	40.2	1	66-UMa	123-UMa
2018	12/2	14	132	9.4	11.0	0	29-UTEP	51-UTEP
2019	4/0	2	31	15.5	7.8	0	22-UF	22-UF
Totals	37/9	60	738	12.3	19.9	1	66-UMa	123-UMa

CAREER HIGHS

Receptions	7 vs. UMass, 9/23/17
Receiving Yards	123 vs. UMass, 9/23/17
Receiving Touchdowns	1 vs. Indiana State, 9/9/17
Long Reception	66 vs. UMass, 9/23/17

GAME-BY-GAME

2019 Opp.	Rec-Yds-TD, Lg	Return (No.-YD-TD, Lg)
Ga. State	0-0-0	
BYU	0-0-0	
UTC	1-9-0, 9	0-24-1, 24
at Florida	1-22-0, 22	0-0-0
Georgia	DNP	

2018 Opp.	Rec-Yds-TD, Lg
vs. WVU	2-23-0, 22
ETSU	0-0-0, 0
UTEP	4-51-0, 29
Florida	2-17-0, 11
at Georgia	2-(-2)-0, 0
at Auburn	1-10-0, 10
Alabama	1-27-0, 27
at S. Carolina	1-3-0, 3
Charlotte	1-3-0, 3
Kentucky	0-0-0
Missouri	0-0-0
at Vanderbilt	0-0-0

2017 Opp.	Rec-Yds-TD, Lg
vs. Georgia Tech	3-14-0, 7
Indiana State	4-50-1, 19
at Florida	4-18-0, 7
UMass	7-123-0, 66
Georgia	0-0-0
South Carolina	3-54-0, 39
at Alabama	1-6-0, 6
at Kentucky	3-40-0, 25
Southern Miss	0-0-0
at Missouri	3-45-0, 22
LSU	3-25-0, 15
Vanderbilt	6-107-1, 32

#10 TYLER BYRD

5-11, 210, Sr., Naples, Fla.

2019

- Recorded the first blocked punt of his career vs. Chattanooga. Brandon Johnson scooped the ball for a 24-yard touchdown (9/14)

2018

- Saw action in 10 games for Vols, finishing with one catch for 20 yards, which was a touchdown reception against No. 1 Alabama (10/20)

NOTES

- Majoring in Communication Studies
- Made two catches for 21 yards and caught his first-career TD, which turned out to be the game-winner in a victory over UMass (9/23/17)

>> Full profile on Media Guide Page 60

CAREER STATS

Receiving	GP/GS	No	Yds	Avg	Per/G	TD	Long	High Yd
2016	13/0	15	209	13.9	16.1	0	44-UK	60-TAMU
2017	11/0	3	27	9.0	2.5	1	13-UMa	21-UMa
2018	10/0	1	20	20.0	2.0	1	20-UA	20-UA
2019	5/0	0	0	0.0	0.0	0	--	--
Totals	39/0	19	256	13.5	6.6	2	44-UK	60-TAMU

Rushing	GP/GS	No	Yds	Avg	Per/G	TD	Long	High Yd
2016	13/0	8	63	7.9	4.8	0	22-MU	24-MU
2017	11/0	2	19	9.5	1.7	0	15-UMa	15-UMa
2018	10/0	0	0	0.0	0.0	0	--	--
2019	5/0	0	0	0.0	0.0	0	--	--
Totals	39/0	10	82	8.2	2.1	0	22-MU	24-MU

Kick Return	GP/GS	No	Yds	Avg	Per/G	TD	Long	High Yd
2016	13/0	10	263	26.3	20.2	0	67-VU	99-VU
2017	11/0	1	8	8.0	0.9	0	8-MU	8-MU
2018	10/0	0	0	0.0	0.0	0	--	--
2019	5/0	0	0	0.0	0.0	0	--	--
Totals	39/0	11	271	24.6	6.9	0	67-VU	99-VU

Punt Return	GP/GS	No	Yds	Avg	Per/G	TD	Long	High Yd
2019	4/0	1	16	16.0	5.3	0	16-UTC	16-UTC
Totals	38/0	1	16	16.0	0.4	0	16-UTC	16-UTC

CAREER HIGHS

Receptions	3 vs. Florida, 9/24/16, at Texas A&M, 10/8/16
Receiving Yards	60 at Texas A&M, 10/8/16
Receiving Touchdowns	1, 2x last vs. Alabama, 10/20/18
Long Reception	44 vs. Kentucky, 11/12/16
Rushing Attempts	2 at Texas A&M, 10/8/16, vs. Missouri, 11/19/16
Rushing Yards	24 vs. Missouri, 11/19/16
Long Rush	22 vs. Missouri, 11/19/16
Kick Return Total Yards	99 at Vanderbilt, 11/26/16
Long Kick Return	67 at Vanderbilt, 11/26/16
All-Purpose Yards	99 at Vanderbilt, 11/26/16

GAME-BY-GAME

2019 Opp.	Rec-Yds-TD, Lg	Rushing	Return (No.-Yds-TD, Lg)
Ga. State	0-0-0	0-0-0	
BYU	0-0-0	0-0-0	
UTC	0-0-0	0-0-0	0-16-0, 16
at Florida	0-0-0	0-0-0	0-0-0
Georgia	0-0-0	0-0-0	0-0-0

2018 Opp.	Rec-Yds-TD, Lg	Rushing (No.-Yds-TD, Lg)
vs. WVU	0-0-0	0-0-0
ETSU	0-0-0	0-0-0
UTEP	0-0-0	0-0-0
Florida	0-0-0	0-0-0
at Georgia	0-0-0	0-0-0
at Auburn	0-0-0	0-0-0
Alabama	1-20-1, 20	0-0-0
at S. Carolina	1-3-0, 0	0-0-0
Charlotte	0-0-0	0-0-0
Kentucky	DNP	
Missouri	0-0-0	0-0-0
at Vanderbilt	DNP	

2017 Opp.	Rec-Yds-TD, Lg	Rushing (No.-Yds-TD, Lg)
vs. Georgia Tech	0-0-0	0-0-0
at Florida	0-0-0	0-0-0
UMass	2-21-1, 13	1-15-0, 15
Georgia	0-0-0	0-0-0
South Carolina	0-0-0	0-0-0
at Alabama	0-0-0	0-0-0
at Kentucky	0-0-0	1-4-0, 4
Southern Miss	1-6-0, 6	0-0-0
at Missouri	0-0-0	0-0-0
LSU	0-0-0	0-0-0
Vanderbilt	0-0-0	0-0-0

2016 Opp.	Rec-Yards-TD, Lg
App State	0-0-0
vs. V Tech	0-0-0, 1-5-0 rushing
Ohio	2-15-0, 11
Florida	3-40-0, 15
at Georgia	1-4-0, 4
at Texas A&M	3-60-0, 43, 2-11-0 rushing
Alabama	1-1-0, 1-6-0 rushing, 1-25-0 KR
at S. Carolina	1-8-0 rushing
Tenn. Tech	2-37-0, 33, 1-31-0 KR
Kentucky	1-44-0, 44, 2-31-0 KR
Missouri	2-8-0, 10, 2-24-0, 22 rushing, 2-43-0, 24, KR
at Vanderbilt	0-0-0, 3-99-0, 67 KR
vs. Nebraska	0-0-0, 1-9-0 rushing, 1-34-0 KR

#15 JAUAN JENNINGS

6-3, 208, R-Sr., Murfreesboro, Tenn.

CAREER HONORS

- PFF College SEC Offensive Team of the Week (9/5/19)
- PFF College SEC Offensive Team of the Week (10/23/18)
- PFF College SEC Offensive Team of the Week (10/16/18)
- 2017 Preseason All-SEC Third Team (Coaches & Media)
- 2017 Athlon Preseason All-SEC Third Team

2019

- Hauled in a 15-yard strike to give UT a 14-10 lead against No. 3 Georgia before recording a career-high 114 receiving yards and matching his career-best seven receptions, giving him 113 for his career and tying him for 11th all-time in program history with Lucas Taylor
- Recorded his 15th career TD grab against Georgia, tying him for 10th all-time in program history with Tim McGee and his 1,579 career yards, puts him at 18th all-time and just 29 yards behind 17th-place Josh Malone
- Recorded his 100th career reception on a six-yard pass from Jarrett Guarantano during UT's opening drive at No. 9 Florida (9/21)
- Became the 22nd Vol to reach the 100-reception milestone. He finished the Florida game with 106 career

catches (seven in the game), tied for 16th of all-time in career receptions at Tennessee. Jennings led all players with seven receptions (9/21)

- Scored his 14th career touchdown reception in the first quarter vs. Chattanooga (9/14) and is tied with Josh Malone and Bret Smith for 11th all-time in receiving touchdowns.
- With his 99th career-reception he became the first Vol since Josh Malone in 2016 to record a receiving touchdown in each of the first three games.
- Matched his career-best with two-touchdown receptions versus BYU to lead the Vols for the second-consecutive game with 88 receiving yards, including a 51-yard catch, the second longest of his career (9/7)
- Hauled in a career-high seven receptions as he led the Vols with 108 receiving yards, the third 100-yard game of his career, and added one TD against Georgia State (8/31)

NOTES

- Majoring in Communication Studies
- Collected the Offensive Achievement award at the end-of-season team banquet in 2018
- Caught game-winning 43-yard Hail Mary touchdown with no time left to lift Vols to comeback win at Georgia on Oct. 1, 2016
- Had 67-yard TD and 111 receiving yards in win over Florida in 2016
- 2-for-4 passing in career with two TD passes (4-yard touchdown at Texas A&M in 2016 and 58-yard TD at UF in 2015)
- Sister, Alexis Jennings, was a two-year starter and an All-SEC selection as a senior for the South Carolina women's basketball team during the 2018-19 season

>> Full profile on Media Guide Page 75

CAREER STATS

Receiving	GP/GS	No	Yds	Avg	Per/G	TD	Long	High Yd
2015	11/6	14	149	10.6	13.5	0	30-BG	56-BG
2016	13/9	40	580	14.5	44.6	7	67-UF	111-UF
2017	1/1	3	17	5.7	17.0	0	7-GT	17-GT
2018	12/5	30	438	14.6	36.5	3	40-UA	102-AU
2019	5/3	26	395	15.2	79.0	5	51-BYU	114-UGA
Totals	42/24	113	1579	15.2	37.6	15	67-UF	114-UGA

Rushing	GP/GS	No	Yds	Avg	Per/G	TD	Long	High Yd
2015	11/6	7	15	2.1	1.4	0	12-WCU	13-WCU
2016	13/9	5	27	5.4	2.1	0	9-NEB	14-NEB
2017	1/1	0	0	0.0	0.0	0	--	--
2018	12/5	0	0	0.0	0.0	0	--	--
2019	5/3	2	2.0	0.7	0	0	2-BYU	2-BYU
Totals	42/24	13	44	3.4	1.0	0	12-WCU	14-NEB

Passing	GP/GS	Com	Att	Pct.	TD	Int	Yds	Per/G	Long	High Yd
2015	11/6	1	2	50.0	1	0	58	5.3	58-UF	58-UF
2016	13/9	1	2	50.0	1	0	4	0.3	4-TAMU	4-TAMU
2017	1/1	0	0	.000	0	0	0	0.0	--	--
2018	11/4	0	0	.000	0	0	0	0.0	--	--
2019	5/3	0	0	.000	0	0	0	0.0	--	--
Totals	42/24	2	4	50.0	2	0	62	1.5	58-UF	58-UF

CAREER HIGHS

Receptions	7 (2x), last at Florida (9/21/19)
Receiving Yards	114 vs. Georgia, 10/5/19
Receiving Touchdowns	2 (3x), last vs. Georgia, 10/5/19
Rushes	2 (2x), last vs. Nebraska, 12/30/16
Rushing Yards	14 vs. Nebraska, 12/30/16
Pass Completions	1 (2x), last at Texas A&M, 10/8/16
Passing Yards	58 at Florida, 9/26/15
Passing Touchdowns	1 (2x), last at Texas A&M, 10/8/16
Interceptions (Defense)	1 vs. Kentucky, 11/12/16

GAME-BY-GAME

2019 Opp.	Rec-Yds-TD, Lg	Rush-Yds-TD, Lg	Passing
Ga. State	7-108-1, 34	0-0-0	0-0-0
BYU	4-88-2, 51	1-2-0, 2	0-0-0
UTC	1-12-1, 12	0-0-0	0-0-0
at Florida	7-73-0, 27	0-0-0	0-0-0
Georgia	7-114-1, 33	0-0-0	0-0-0

2018 Opp.	Rec-Yds-TD, Lg	Rush-Yds-TD, Lg	Passing
vs. West Virginia	2-29-0, 19	0-0-0	0-0-0
ETSU	1-8-0	0-0-0	0-0-0
UTEP	3-22-1, 14	0-0-0	0-0-0
Florida	4-60-0, 28	0-0-0	0-0-0
at Georgia	2-14-0, 12	0-0-0	0-0-0
at Auburn	5-71-1, 25	0-0-0	0-0-0
Alabama	6-102-0, 40	0-0-0	0-0-0
at S. Carolina	3-26-1, 16	0-0-0	0-0-0
Charlotte	0-0-0	0-0-0	0-0-0

Kentucky	1-11-0, 11	0-0-0	0-0-0
Missouri	1-41-0, 41	0-0-0	0-0-0
at Vanderbilt	2-51-0, 43	0-0-0	0-0-0

2017 Opp.	Rec-Yds-TD, Lg	Rush-Yds-TD, Lg
vs. Georgia Tech	3-17-0, 7	0-0-0

2016 Opp.	Rec-Yds-TD, Lg	Rush-Yds-TD, Lg	Passing
App State	1-0-0	0-0-0	
vs. Virginia Tech	2-7-1, 5	0-0-0	
Ohio	3-24-0, 17	0-0-0	
Florida	3-111-1, 67	0-0-0	0-1-0
at Georgia	3-71-1, 43	0-0-0	
at Texas A&M	5-68-0, 20	0-0-0	1-1-4, TD
Alabama	3-20-0, 11	0-0-0	
at South Carolina	3-54-1, 25	0-0-0	
Tenn. Tech	2-5-1, 3	0-0-0	
Kentucky	1-19-0, 19	1-7-0, 7	DEF: 1 INT
Missouri	4-67-2, 49	1-4-0, 4	
at Vanderbilt	4-75-0, 28	1-2-0, 2	
vs. Nebraska	6-59-0, 15	2-14-0, 9	

2015 Opp.	Rec-Yds-TD, Lg	Rush-Yds-TD, Lg	Passing
vs. B. Green	3-56-0, 30	2-3-0, 4	
Oklahoma	1-5-0, 5	0-0-0	
W. Carolina	2-15-0, 12	2-13-0, 12	
at Florida	1-1-0, 1	0-0-0	1-1-58, TD
Arkansas	2-10-0, 6	0-0-0	0-1-0
Georgia	1-13-0, 13	2-1-0, 1	
at Alabama	0-0-0	0-0-0	
at Kentucky	1-11-0, 11	1-(-2)-0, -2	
So. Carolina	1-5-0, 5	0-0-0	
North Texas	1-26-0, 16	0-0-0	
at Missouri	DNP-INJ		
Vanderbilt	DNP-INJ		
Northwestern	1-7-0, 7	0-0-0	

#85 CEDRIC TILLMAN

6-3, 211, R-Fr., Las Vegas, Nev.

2019

- Scored the first touchdown of his collegiate career vs. Chattanooga on a career-long 28-yard reception from Jarrett Guarantano (9/14)

2018

- Appeared in four games before redshirting

NOTES

- Major is University Exploratory

CAREER STATS

Receiving	GP/GS	No	Yds	Avg	Per/G	TD	Long	High Yd
2018	4/0	1	-3	-3.0	-0.8	0	0	--
2019	4/0	3	41	13.7	10.3	1	28-UTC	38-UTC
Totals	8/0	4	38	9.5	4.8	1	28-UTC	38-UTC

CAREER HIGHS

Receptions	2 vs. Chattanooga, 9/14/19
Receiving Yards	38 vs. Chattanooga, 9/14/19
Long Reception	28 vs. Chattanooga, 9/14/19

GAME-BY-GAME

2019 Opp.	Rec-Yds-TD, Lg	Rush-Yds-TD, Lg
Ga. State	1-3-0, 3	0-0-0
BYU	0-0-0	0-0-0
UTC	2-38-1, 28	0-0-0
at Florida	0-0-0	0-0-0
Georgia	0-0-0	0-0-0

TIGHT ENDS

#4 DOMINICK WOOD-ANDERSON

6-4, 264, Sr., San Diego, Calif.

CAREER HONORS

- 2019 John Mackey Award Preseason Watch List

2019

- Started against No. 3 Georgia and recorded a pair of catches for 30 yards (10/5)
- Recorded a career-high 79 receiving yards and a career-long 54-yard reception for the Vols in the season opener vs. Georgia State(8/31)

2018

- Started in 10 of the 11 games he played in during his first season at Tennessee
- Finished the season with 17 catches for 140 yards and two touchdowns

NOTES

- Majoring in Communication Studies
- Rated as a 4-star recruit and the nation's No. 1 junior college tight end prospect out of Arizona Western C.C
- 2017 All-Western States Football League (WSFL) First Team
- 2017 All-Arizona Community College Athletic Conference (ACCAC) First Team
- Helped lead the Matadors to the 2017 NJCAA Championship game
- Played quarterback in high school

>> Full profile on Media Guide Page 96

CAREER STATS

Receiving	GP/GS	No	Yds	Avg	Per/G	TD	Long	High Yd
2018	11/10	17	140	8.2	12.7	2	33-CHA	53-CHA
2019	5/3	7	120	17.1	14.0	0	54-GSU	79-GSU
Totals	16/13	24	260	10.8	16.3	2	54-GSU	79-GSU

CAREER HIGHS

Receptions	4 vs. Kentucky, 11/10/18
Receiving Yards	79 vs. Georgia State, 8/31/19
Long Reception	54 vs. Georgia State, 8/31/19
Receiving Touchdowns	1 (2x), last vs. Kentucky, 11/10/18

GAME-BY-GAME

2019 Opp.	Rec-Yds-TD, Lg
Ga. State	3-79-0, 54
BYU	1-5-0, 5
UTC	1-6-0, 6
at Florida	0-0-0
Georgia	2-30-0, 16

2018 Opp.	Rec-Yds-TD, Lg
vs. West Virginia	1-1-1, 1
ETSU	1-12-0, 12
UTEP	2-21-0, 11
Florida	0-0-0, 0
at Georgia	2-17-0, 10
at Auburn	1-4-0, 4
Alabama	DNP
at South Carolina	0-0-0
Charlotte	3-53-0, 33
Kentucky	4-18-1, 9
Missouri	0-0-0
at Vanderbilt	3-14-0, 8

#81 AUSTIN POPE

6-4, 235, R-Jr., Knoxville, Tenn.

2019

- Started against No. 3 Georgia and recorded a season-long 10-yard reception (10/5)
- Made his fifth collegiate start in the 45-0 shutout vs. Chattanooga (9/14)

2018

- Saw action in 11 games with two starts as a tight end/fullback for the Vols
- Caught a career-long 55-yard pass in SEC opener against Florida (9/22)
- Started for the first time in win over UTEP (9/15)
- Played tight end and fullback in the home opener against ETSU (9/8)

NOTES

- Majoring in Communication Studies
- Made first-career start in loss at Kentucky (10/28/17)
- Made first-career catch in loss at No. 24 Florida (9/16/17)

>> Full profile on Media Guide Page 87

CAREER STATS

Receiving	GP/GS	No	Yds	Avg	Per/G	TD	Long	High Yd
2016								
2017	9/1	2	9	4.5	1.0	0	10-UF	10-UF
2018	11/2	1	55	55.0	5.0	0	55-UF	55-UF
2019	5/4	3	15	5.0	3.0	0	10-UGA	10-UGA
Totals	25/7	6	79	13.2	3.2	0	54-GSU	79-GSU

CAREER HIGHS

Receptions	1 (6x), last vs. Georgia, 10/5/19
Receiving Yards	55 vs. Florida, 9/22/18
Long Reception	55 vs. Florida, 9/22/18

GAME-BY-GAME

2019 Opp.	Rec-Yds-TD, Lg
Ga. State	1-0-0
BYU	0-0-0
UTC	0-0-0
at Florida	1-5-0, 5
Georgia	1-10-0, 10

2018 Opp.	Rec-Yds-TD, Lg
West Virginia	0-0-0
ETSU	0-0-0
UTEP	0-0-0
Florida	1-55-0, 55
at Georgia	0-0-0
at Auburn	0-0-0
Alabama	0-0-0
at S. Carolina	0-0-0
Charlotte	0-0-0
Kentucky	0-0-0
Missouri	DNP
at Vanderbilt	0-0-0

2017 Opp.	Rec-Yds-TD, Lg
Indiana State	
at Florida	1-10-0, 10
UMass	1-(-1)-0, 0
Georgia	0-0-0
South Carolina	0-0-0
at Alabama	0-0-0
at Kentucky	0-0-0
Southern Miss	0-0-0
at Missouri	0-0-0

#83 SEAN BROWN

6-5, 241, Fr., Rome, Ga.

2019

- Was one of 15 players to make their debut in UT's 45-0 victory over Chattanooga (9/14)

NOTES

- Majoring in Recreation/Sport Management

HIGH SCHOOL

- 2018 Coaches All-Region 7-AA selection
- 2017 Georgia Sports Writers Association Class AA All-State Second Team selection
- Helped lead Coosa High School to the Georgia Class AA state playoffs in 2018

>> Full profile on Media Guide Page 98

#86 ANDREW CRAIG

6-4, 244, R-Jr., Knoxville, Tenn.

CAREER HONORS

- 2018 Fall SEC Academic Honor Roll
- 2017 Fall SEC Academic Honor Roll
- 2016 Fall SEC Academic Honor Roll

2019

- Has appeared in every game so far this season

2018

- Played in 11 games as a reserve tight end and as a goal-line fullback

NOTES

- Majoring in Supply Chain Management

HIGH SCHOOL

- Helped lead Webb School to Division II-A State championships in 2013 and 2014
- Two-time All-State defensive lineman

>> Full profile on Media Guide Page 66

#87 JACOB WARREN

6-6, 241, R-Fr., Knoxville, Tenn.

2018

- Made his collegiate debut double-OT loss vs. BYU (9/7) and saw action in 45-0 win over Chattanooga (9/14)

2018

- Did not see any action, redshirted

NOTES

- Majoring in Kinesiology

HIGH SCHOOL

- A 3-star prospect and one of the top recruits in Tennessee after starring at Farragut High School
- Played in the 2017 Toyota East West Tennessee Football All-Star Classic

>> Full profile on Media Guide Page 93

OFFENSIVE LINEMEN

#50 JACKSON LAMPLEY

6-4, 318, Fr., Nashville, Tenn.

2019

- Made his debut in the Vols' 45-0 shutout vs. Chattanooga (9/14)

NOTES

- Majoring in Management

HIGH SCHOOL

- A 4-star recruit and a top-10 prospect in the state of Tennessee
 - 2018 USA Today Tennessee Preseason All-State selection
 - 2017 USA Today All-USA Tennessee Football First Team
 - 2017 Tennessee DII-AAA All-State selection
 - Paved the way for current teammate Ty Chandler as a sophomore offensive lineman in 2016.
- >> Full profile on Media Guide Page 101

CAREER STATS

Games Played/Started: 2019: 2/0
Career: 2/0

#55 BRANDON KENNEDY

6-3, 301, R-Sr., Wetumpka, Ala.

CAREER HONORS

- 2019 Rimington Trophy Preseason Watch List
- 2018 Fall SEC Academic Honor Roll

2019

- Only Tennessee offensive lineman to start every game this season at the same position (center)
- Helped pave the way for 242 yards rushing in double-OT loss to BYU (9/7)
- Started in the season opener and played every offensive snap vs. Georgia State (8/31)

2018

- Suffered a season-ending knee injury in practice after starting the season opener at center vs. West Virginia (9/1)

NOTES

- Majoring in Sport Psychology & Motor Behavior (Graduate)
 - Spent three seasons at Alabama (2015-17), appearing in 10 games as a reserve offensive lineman
- >> Full profile on Media Guide Page 81

CAREER STATS

Games Played/Started: 2016: 7/0; 2017: 3/0; 2018: 1/1; 2019: 5/5
Career: 16/6; Alabama: 10/0; Tennessee: 6/6

#56 RILEY LOCKLEAR

6-4, 286, Jr., Huntington, W. Va.

2019

- Recorded second start of season vs. No. 3 Georgia at right guard (10/5)
- Started in the season opener vs. Georgia State at right guard (8/31)

2018

- Saw action in six games for the Vols this season
- Returned from injury to play vs. No. 1 Alabama (10/20)
- Saw action at guard in SEC opener against Florida (9/22)
- Played guard in wins over ETSU (9/8) and UTEP (9/15)

NOTES

- Majoring in Kinesiology
- >> Full profile on Media Guide Page 82

CAREER STATS

Games Played/Started: 2017: 5/1; 2018: 6/0; 2019: 5/2
Career: 16/3

#58 JAHMIR JOHNSON

6-5, 285, R-Jr., Philadelphia, Pa.

CAREER HONORS

- 2018 Recipient of the Tennessee Trenches Award at year-end banquet

2019

- Started his first game of the season at left tackle versus BYU (9/7)
- Appeared in the season opener vs. Georgia State (8/31)

2018

- Made 11 starts at left guard in 2018, flashing the toughness and attitude to become a successful offensive lineman in the SEC
- Got his first-career start for the Vols in the season opener against West Virginia (9/1)
- Helped lead the Vols to a pair of upset victories over ranked teams: 30-24 at No. 21 Auburn (10/13) and 24-7 versus No. 11 Kentucky (11/10)

NOTES

- Majoring in Communication Studies
 - One of three Arizona Western transfers to play in the season opener the Vols
- >> Full profile on Media Guide Page 78

CAREER STATS

Games Played/Started: 2018: 11/11; 2019: 2/1
Career: 13/12

#64 WANYA MORRIS

6-4, 313, Fr., Savannah, Ga.

CAREER HONORS

- 2019 ESPN Preseason Freshman All-America Team
- 2019 FWAA Freshman All-America Team Watch List

2019

- Has started four of UT's five games at left tackle
- Became the first Tennessee true freshman to start on the offensive line in a season opener since Trey Smith did so in 2017 against Georgia Tech, starting at left tackle vs. Georgia State (8/31)

NOTES

- Majoring in Communication Studies
- Enrolled early and participated in spring practice

HIGH SCHOOL

- 5-star offensive line recruit and national Top 15 prospect out of Grayson High School in Georgia
 - Selected to participate in the 2019 Under Armour All-American Game
 - Ranked No. 7 in USA Today's High School Football Chosen 25 rankings
 - 2018 MaxPreps preseason First-Team All-American
 - Graduated high school early and enrolled at Tennessee in January
 - Recorded 73 pancake blocks during his senior season
- > Full profile on Media Guide Page 103

CAREER STATS

Games Played/Started: 2019: 5/4
Career: 5/4

#68 MARCUS TATUM

6-6, 316, R-Jr., Daytona Beach, Fla.

CAREER HONORS

- 2018 Fall SEC Academic Honor Roll

2019

- Started first two games of the season at right tackle

2018

- Started the final five games at left tackle
- Played in all 12 games for the Vols
- Got his first start at left tackle in road game at South Carolina (10/27)
- Helped lead the Vols to a 24-7 victory over No. 11 Kentucky (11/10)

NOTES

- Majoring in Recreation & Sport Management
- >> Full profile on Media Guide Page 89

CAREER STATS

Games Played/Started: 2016: 2/0; 2017: 4/3; 2018: 12/5; 2019: 5/2
Career: 23/10

#70 RYAN JOHNSON

6-6, 301, R-Jr., Brentwood, Tenn.

CAREER HONORS

- 2019 Wuerffel Trophy Preseason Watch List
- Member of the 2019-20 VLEaders Class
- PFF College SEC Offensive Team of the Week (11/13/18)
- 2018 Google Cloud Academic All-District Team
- Recipient of the 2018 Commitment to Academic Excellence Award at the year-end team banquet

2019

- Helped pave the way for 242 yards rushing in double-OT loss to BYU while starting at right guard (9/7)
- Started in the season opener at left guard vs. Georgia State (8/31)

NOTES

- Enters his redshirt junior season with a degree in civil engineering already in hand and is pursuing a master's degree in structural engineering
 - Has started the last 18 games for Tennessee
 - One of two Vols' offensive linemen to start all 12 games in 2018
 - Has made 16 straight starts dating back to 2017 season
 - Interested in a career in home building
 - Hobbies include playing guitar
 - Versatile offensive lineman who started final four games of 2017 at three different positions (C, LG, RG)
- >> Full profile on Media Guide Page 79

CAREER STATS

Games Played/Started: 2017: 12/4; 2018 12/12; 2019: 5/2
Career: 29/18

#72 DARNELL WRIGHT

6-6, 330, Fr., Huntington, W. Va.

CAREER HONORS

- 2019 ESPN Preseason Freshman All-America Team
- 2019 FWAA Freshman All-America Team Watch List

2019

- Made his third -career start vs. No. 3 Georgia (10/5)
- Started for the first time of his career at right guard in UT's 45-0 win vs. Chattanooga (9/14)
- Made his collegiate debut in the season opener versus Georgia State (8/31)

NOTES

- Major is Forestry

HIGH SCHOOL

- 5-star recruit and one of the nation's Top-10 prospects coming out of Huntington High School in West Virginia
 - Played in the 2019 Under Armour All-America Game
 - 2019 First-Team American Family Insurance All-USA
 - 2018 First-Team USA Today All-USA West Virginia Team
- > Full profile on Media Guide Page 105

CAREER STATS

Games Played/Started: 2019: 5/3
Career: 5/3

#73 TREY SMITH

6-6, 325, Jr., Jackson, Tenn.

CAREER HONORS

- 2019 Wuerffel Trophy Preseason Watch List
- 2018 SEC Community Service Team
- Member of 2017-18 VLEaders Academy Class
- 2018 Outland Trophy Watch List
- 2018 Preseason All-SEC First Team (Media & Coaches)
- Ranked No. 59 among Sports Illustrated's Top 100 College Football Players for 2018
- 2017 FWAA Freshman All-American
- 2017 247Sports True Freshman All-American

- 2017 Freshman All-SEC Team
- 2017 All-SEC Second Team (AP & Coaches)

2019

- Has started the last four games at left guard
- Made his first start of the year (LG) and helped pave the way for 242 yards rushing in double-OT loss to BYU while starting at right guard (9/7)
- With 2:07 to go in the first quarter, made his season debut at left tackle versus Georgia State after being cleared to play by physicians prior to Week 1

2018

- Started first seven games in 2018 at left tackle and 19 straight games to begin his UT career prior to injury that ruled him out for the remainder of the 2018 season
- Physicians discovered blood clots in his lungs on the Wednesday prior to the South Carolina game on Oct. 27

NOTES

- Majoring in Recreation/Sport Management
- Became first true freshman to start at left tackle in over 30 years when he did so against Southern Miss (11/4/17)
- Led the Vols with 55 knockdowns in 2017 and finished as the SEC's top-rated freshman player (80.6 grade) according to PFF College

>> Full profile on Media Guide Page 89

CAREER STATS

Games Played/Started: 2017: 12/12; 2018: 7/7; 2019: 5/4
Career: 24/23

#74 K'ROJHN CALBERT

6-5, 330, R-So., McMinnville, Tenn.

2019

- Made his first-collegiate start at right tackle in UT's 45-0 victory against Chattanooga (9/14)
- Appeared in the season opener vs. Georgia State (8/31) and double-OT loss to BYU (9/7)

2018

- Saw action in 10 games for the Vols
- Saw action in the SEC opener against Florida (9/22)
- Made Tennessee debut in home opener vs. ETSU (9/8)

NOTES

- Majoring in History
 - Consensus 3-start prospect coming out of high school
- >> Full profile on Media Guide Page 61

CAREER STATS

Games Played/Started: 2018: 10/0; 2019: 5/2
Career: 13/2

#75 JEROME CARVIN

6-5, 313, So., Memphis, Tenn.

2019

- Has appeared in the every game this season so far

2018

- Started six games at guard and played in all 12 games
- Made his first-career start at right guard in the home opener against ETSU (9/8)
- One of eight true freshmen to make their collegiate debut in the season opener against West Virginia (9/1)

NOTES

- Majoring in Communication Studies
- ESPN: 3-star (No. 28 OG prospect, No. 19 prospect in Tennessee)
- 247 Sports: 3-star (No. 27 OT prospect, No. 13 prospect in Tennessee)
- Rivals: 4-star (No. 17 OT prospect, No. 8 prospect in Tennessee)

>> Full profile on Media Guide Page 64

CAREER STATS

Games Played/Started: 2018: 12/6; 2019: 4/0
Career: 16/6

#77 CHRIS AKPOROGHENE

6-3, 296, Fr., Warri, Nigeria

2019

- Made collegiate debut in the fourth quarter vs. No. 3 Georgia, entering the game at right tackle (10/5)

NOTES

- Major is University Exploratory
- Moved to the United States in 2016 from Warri, Nigeria

HIGH SCHOOL

- Played at IMG Academy in Bradenton, Fla., for his senior season after transferring from The King's Academy in Seymour, Tenn
- Started nine games as a senior and paved the way for a rushing attack that averaged over 200 yards per game.
- Consensus 3-star recruit
- 2017 TSWA Division II-A All-State selection at the King's Academy
- 2017 Tennessee Football Coaches Association Division II-A All-state selection
- 2017 First-Team All-PrepXtra selection

CAREER STATS

Games Played/Started: 2019: 1/0
Career: 1/0

at South Carolina	2-102-51.0, 54 Lg, 2 I-20, 1 50+
Charlotte	7-281-40.1, 60 Lg, 2 I-20, 2 I-10, 1 50+, 1 TB, 4 FC
Kentucky	7-269-38.43, 52 Lg, 1 I-20, 1 I-10, 1 50+, 2 FC
Missouri	6-262-43.67, 49 Lg, 1 I-20, 1 I-10, 4 FC
at Vanderbilt	8-299-37.38, 47 Lg, 2 I-20, 5 FC

2019 Opp.	Punting
Georgia State	1-47-47.0, 47 Lg, 1 I-20, 1 FC
BYU	3-137-45.7, 52 Lg, 2 I-20, 2 FC
UTC	1-55-55.0, 55 Lg
at Florida	4-161-40.2, 44 Lg

DEFENSIVE LINEMEN

#48 JA'QUAIN BLAKELY

6-2, 284, R-Jr., Moultrie, Ga.

2019

- Tied his career-high in tackles with two in UT's 45-0 win over Chattanooga (9/14)
- Made his season debut in UT's home opener against Georgia State, recording one stop (8/31)

NOTES

- Majoring in Sociology
- Played tight end/full back in 2018
- Four-star prospect who helped lead Colquitt County to a 15-0 season and their second consecutive state championship in 2015

>> Full profile on Media Guide Page 57

CAREER STATS

Defense	GP/GS	UT	AT	TT	Sack	TFL	FF	FR	QBH	PD	Int	High Tk
2019	5/0	3	1	4	0-0	0-0	0	0	0	0	0-0	2(2x)
Totals	19/0	5	1	6	0-0	0-0	0	0	0	0	0-0	2(2x)

CAREER HIGHS

Tackles 2 vs. Georgia, 9/30/17; 2 vs. UTC, 9/14/19

GAME-BY-GAME

2019 Opp.	U-A-T, Other
Georgia State	1-0-1
BYU	0-0-0
UTC	1-1-2
at Florida	0-0-0
Georgia	1-0-1

#50 SAVION WILLIAMS

6-4, 304, Jr., Washington, D.C.

2019

- Had two stops in the Vols' game against BYU (9/7)
- Made his Tennessee debut in season opener against Georgia State, recording five tackles (8/31)

JUCO - LACKAWANNA COLLEGE (2017-18)

- ESPN JC 50 Recruit (16)
- Helped Lackawanna to an undefeated 11-0 record and a win in the El Toro Bowl
- Part of a defense that allowed just 12.1 points per game and surrendered just 77.5 rushing yards per contest in 2018

NOTES

- Majoring in Communication Studies
- >> Full profile on Media Guide Page 104

CAREER STATS

Defense	GP/GS	UT	AT	TT	Sack	TFL	FF	FR	QBH	PD	Int	High Tk
2019	5/0	4	3	7	0-0	0-0	0	0	0	0	0-0	5-GSU
Totals	5/0	4	3	7	0-0	0-0	0	0	0	0	0-0	5-GSU

CAREER HIGHS

Tackles 5 vs. Georgia State, 8/31/19

GAME-BY-GAME

2019 Opp.	U-A-T, Other
Georgia State	3-2-5
BYU	1-1-2
UTC	0-0-0
at Florida	0-0-0
Georgia	0-0-0

#51 ELIJAH SIMMONS

6-2, 340, Fr., Memphis, Tenn.

2019

- Made his Tennessee debut in win vs. Chattanooga (9/14)

HIGH SCHOOL

- One of Tennessee's top prospects and a consensus 3-star prospect out of Pearl-Cohn High School in Nashville
- 2018 Region 5-3A Defensive MVP
- Recorded 141 total tackles during his high school career, including 13 TFLs
- Helped Pearl-Cohn win a Regional Championship all four years he was in high school
- Had a 55-yard pick-six as a senior

NOTES

- Majoring in Recreation/Sport Management
- Video of him dunking a basketball and then making a full court basket went "viral" this spring
- Appeared on stage at the 2019 NFL Draft in Nashville as one of the city's top high school players.

>> Full profile on Media Guide Page 103

#79 KUROT G GARLAND

6-3, 304, R-Fr., Conyers, Ga.

2019

- Set a new career-high with three tackles at Florida (9/21)
- Recorded a tackle in win over Chattanooga (9/14)
- Recorded his first-career tackle against BYU (9/7)

NOTES

- Majoring in Kinesiology
- Led Heritage High School with 125 total tackles and 12.5 sacks in 2017

>> Full profile on Media Guide Page 70

CAREER STATS

Defense	GP/GS	UT	AT	TT	Sack	TFL	FF	FR	QBH	PD	Int	High Tk
2019	5/0	1	5	6	0-0	0-0	0	0	0	0	0-0	3UF
Totals	9/0	1	5	6	0-0	0-0	0	0	0	0	0-0	3UF

CAREER HIGHS

Tackles 3 vs. Florida, 9/21/19

GAME-BY-GAME

2019 Opp.	U-A-T, Other
Georgia State	0-0-0
BYU	0-1-1
UTC	1-0-1
at Florida	0-3-3
Georgia	0-1-1

#88 LATRELL BUMPHUS

6-3, 273, Jr., Savannah, Tenn.

2019

- Tied his career-high in tackles with three while recording his first two career sacks against BYU (9/7)
- Tallied three stops against Georgia State and recovered a fumble forced by Deandre Johnson (8/31)

NOTES

- Majoring in Communication Studies
- One of two players on the team that has recorded multiple sacks in the same game, joining Darrell Taylor

>> Full profile on Media Guide Page 59

CAREER STATS

Defense	GP/GS	UT	AT	TT	Sack	TFL	FF	FR	QBH	PD	Int	High Tk
2019	5/4	6	5	11	2.0-10	3.0-13	0	1	0	0	0-0	3(2x)
Totals	27/4	6	4	102.0-103.0	13	0	1	0	0	0-0	3(2x)	

CAREER HIGHS

Tackles	3 vs. Georgia State, 8/31/19; 3 vs. BYU, 9/7/19
Tackles for Loss	2 vs. BYU, 9/7/19
Sacks	2 vs. BYU, 9/7/19

GAME-BY-GAME

2019 Opp.	U-A-T, Other
Georgia State	2-1-3, 1 ftr
BYU	2-1-3, 2 s, 2 tfl
UTC	1-0-1
at Florida	0-2-2
Georgia	1-1-2

#90 GREG EMERSON

6-3, 309, R-Fr., Jackson, Tenn.

2019

- Registered three tackles vs. No. 3 Georgia (10/5)
- Had two tackles against UTC (9/14)
- Recorded his first-career sack versus BYU (9/7)
- Made first-career start in season opener against Georgia State, posting five tackles, including 0.5 TFL (8/31)

NOTES

- Majoring in University Exploratory

>> Full profile on Media Guide Page 68

CAREER STATS

Defense	GP/GS	UT	AT	TT	Sack	TFL	FF	FR	QBH	PD	Int	High Tk
2019	5/5	5	9	14	1-3	1.5-4	0	0	0	0	0-0	5-GSU
Totals	6/5	5	9	14	1-3	1.5-4	0	0	0	0	0-0	5-GSU

CAREER HIGHS

Tackles	5 vs. Georgia State, 8/31/19
Tackles for Loss	1.0 vs. BYU, 9/7/19
Sacks	1 vs. BYU, 9/7/19

GAME-BY-GAME

2019 Opp.	U-A-T, Other
Georgia State	2-3-5, 0.5 tfl
BYU	1-1-2, 1 s, 1.0 tfl
UTC	1-1-2
at Florida	0-2-2
Georgia	1-2-3

#93 EMMIT GOODEN

6-3, 290, Sr., Brownsville, Tenn.

2019

- Will redshirt this season after sustaining a season-ending knee injury during fall camp

2018

- Wrapped up his first season with the Vols as a valuable member of the defensive line rotation, playing in every game with one start, and recording 33 tackles, including the third-highest TFL total on the team (7.0) and one sack
- Had two tackles and a half-tackle-for-loss at Vanderbilt, making his first-career start against the Commodores (11/24)
- Totalled three tackles and a tackle for loss vs. both Charlotte and No. 11 Kentucky (11/3, 11/10)
- Had five tackles, including a TFL vs. No. 1 Alabama (10/20)
- Led UT vs. ETSU with a career-high eight tackles, three TFLs and one sack for six yards (9/8)
- Made his first appearance for Tennessee vs. West Virginia, recording two tackles in the outing (9/1)

NOTES

- Majoring in Information Sciences
- Starred in the hit Netflix series "Last Chance U" as a member of Independence Community College in 2017
- ESPN: 4-star (No. 37 overall JUCO prospect, No. 9 DE)
- 2017 Stats: 81 tackles, 6.5 TFL, one sack
- Helped Independence C.C. finish the 2017 season ranked No. 5 nationally

CAREER STATS

Defense	GP/GS	UT	AT	TT	Sack	TFL	FF	FR	QBH	PD	Int	High Tk
2018	12/0	17	16	33	1-6	7-14	0	0	0	0	0-0	8-ETSU
Totals	12/0	17	16	33	1-6	7-14	0	0	0	0	0-0	8-ETSU

CAREER HIGHS

Tackles	8 vs. ETSU, 9/8/18
Sacks	1 vs. ETSU, 9/8/18
Tackles for Loss	3 vs. ETSU, 9/8/18

GAME-BY-GAME

2018 Opp.	U-A-T, Other
vs. West Virginia	1-1-2
ETSU	3-5-8, 1-6 s, 3-8 tfl
UTEP	1-1-2, 1-1 tfl
Florida	1-1-2
at Georgia	0-0-0
at Auburn	1-0-1
Alabama	2-3-5, 1-2 tfl
at South Carolina	0-0-0
Charlotte	2-1-3, 1-1 tfl
Kentucky	2-1-3, 0.5-2 tfl
Missouri	4-1-5
at Vanderbilt	0-2-2, .5 tfl

#94 MATTHEW BUTLER

6-4, 285, Jr., Raleigh, N.C.

CAREER HONORS

- Member of 2018-19 VOLEaders Academy Class
- 2017-18 First-Year SEC Academic Honor Roll

2019

- Tied a career-high in tackles with five vs. Georgia (10/5)
- Set a career-high with five stops against Florida (9/21)
- Tied his career-high in tackles with four against Chattanooga (9/14)
- Picked up his first tackle of the season against BYU (9/7)
- Made his season debut versus Georgia State (8/31)

NOTES

- Majoring in Political Science
- Made his first tackle, a three-yard TFL, as a Vol in his first collegiate appearance on Sept. 9, 2017 vs. Indiana State

>> Full profile on Media Guide Page 60

CAREER STATS

Defense	GP/GS	UT	AT	TT	Sack	TFL	FF	FR	PD	Int	High Tk
2017	8/0	2	2	4	0	0.5-2	0	0	0	0	2-MIZ
2018	9/0	2	11	13	0	1-2	0	0	0	0	4-UF
2019	5/0	10	5	15	0	0-0	0	0	0	0	5(2x)
Totals	22/0	14	18	32	0	1.5-4	0	0	0	0	5(2x)

CAREER HIGHS

Tackles	5 (2x), last vs. Georgia 10/5/19
Tackles for Loss	0.5 (3x), last at Vanderbilt, 11/24/18

GAME-BY-GAME

2017 Opp.	U-A-T, Other	2018 Opp.	U-A-T, Other
Indiana State	1-0-1, 0.5-2 tfl	vs. West Virginia	DNP
Georgia	1-0-1	ETSU	0-1-1
South Carolina	0-0-0	UTEP	0-0-0
at Alabama	0-0-0	Florida	1-3-4
Southern Miss.	0-0-0	at Georgia	0-0-0
at Missouri	1-1-2	at Auburn	0-0-0
LSU	0-0-0	Alabama	0-2-2, 0.5-1 tfl
Vanderbilt	0-0-0	at S. Carolina	DNP
		Charlotte	DNP
		Kentucky	0-1-1
		Missouri	1-1-2
		Vanderbilt	0-3-3, 0.5-1 tfl

2019 Opp.

Georgia State	0-0-0
BYU	1-0-1
UTC	3-1-4
at Florida	4-1-5
Georgia	2-3-5

#97 DAREL MIDDLETON

6-7, 311, Jr., Knoxville, Tenn.

2019

- Set a new career-high with four tackles vs. Georgia (10/5)
- Tied a career high with three tackles at Florida (9/21)
- Made his first-career start and Tennessee debut in season against Georgia State, posting three tackles (8/31)

JUCO - EAST MISSISSIPPI (2017-18)

- ESPN JC 50 Recruit (46)
- Recorded 29 tackles, including 7.0 TFLs for the Lions in 2018
- Helped lead EMCC to an undefeated season and the NJCAA National Championship
- Member of the Lions' defense that led the NJCAA in scoring defense (11.2 points per game)

NOTES

- Majoring in Communication Studies
- A local product who played for Oak Ridge High School

>> Full profile on Media Guide Page 102

CAREER STATS

Defense	GP/GS	UT	AT	TT	Sack	TFL	FF	FR	QBH	PD	Int	High Tk
2019	5/0	5	5	10	0-0	0-0	0	0	1	0	0-0	3-GSU
Totals	5/0	5	5	10	0-0	0-0	0	0	1	0	0-0	3-GSU

CAREER HIGHS

Tackles	4 vs. Georgia, 10/5/19
----------------	------------------------

GAME-BY-GAME

2019 Opp.	U-A-T, Other
Georgia State	1-2-3
BYU	0-0-0
UTC	0-0-0, 1 qbh
at Florida	2-1-3
Georgia	2-2-4

#98 AUBREY SOLOMON

6-5, 299, Jr., Leesburg, Ga.

2019

- Had two tackles and a TFL at Florida (9/21)
- Posted two stops against Chattanooga (9/14)
- Earned his first-career start as a Vol in season opener against Georgia State, totaling six tackles and a QBH versus the Panthers (8/31)

MICHIGAN (2017-18)

- Totalled 24 tackles and two TFLs over 18 games
- Appeared in all 13 games as a true freshman where he tallied 18 tackles and two TFLs

NOTES

- Majoring in Psychology
- 4-star prospect and the No. 2 player in Georgia out of Lee County HS
- Earned ALL-USA Georgia First Team honors as a senior
- Earned MaxPreps All-America honors
- Played in the 2017 U.S. Army All-American Bowl

>> Full profile on Media Guide Page 104

CAREER STATS

Defense	GP/GS	UT	AT	TT	Sack	TFL	FF	FR	QBH	PD	Int	High Tk
2019	5/4	2	11	13	0-0	1.0-2	0	0	1	0	0-0	6-GSU
Totals	5/4	2	11	13	0-0	1.0-2	0	0	1	0	0-0	6-GSU

CAREER HIGHS

Tackles	6 vs. Georgia State, 8/31/19
Tackles for Loss	1 at Florida, 9/21/19

GAME-BY-GAME

2019 Opp.	U-A-T, Other
Georgia State	1-5-6, 1 qbh
BYU	0-2-2
UTC	0-2-2
at Florida	1-1-2, 1 tfl
Georgia	0-1-1

#99 JOHN MINCEY

6-3, 271, So., Homerville, Ga.

2019

- Recorded two tackles in win over Chattanooga (9/14)
- Appeared in first two games of the season

2018

- Played in five games as a true freshman, recording five tackles and a sack
- First game came against ETSU in the home opener
- Made three stops against Charlotte (11/3), including his first-career sack

NOTES

- Majoring in University Exploratory
 - Named to AJC Class A All-State team in 2017
 - Named to Georgia Sports Writers Association Class A All-State First Team Defense in 2017
- >> Full profile on Media Guide Page 83

CAREER STATS

Defense	GP/GS	UT	AT	TT	Sack	TFL	FF	FR	QBH	Int	High Tk
2018	5/0	2	3	5	1-3	1-3	0	0	0	0	3-Char
2019	3/0	1	1	2	0-0	0-0	0	0	0	0	0
Totals	8/0	3	4	7	1-3	1-3	0	0	0	0	3-Char

CAREER HIGHS

Tackles	3 vs. Charlotte, 11/3/18
Tackles For Loss	1 vs. Charlotte, 11/3/18
Sacks	1 vs. Charlotte, 11/3/18

GAME-BY-GAME

2019 Opp.	U-A-T, Other
Georgia State	0-0-0
BYU	0-0-0
UTC	1-1-2
at Florida	DNP
Georgia	DNP

LINEBACKERS

#6 J.J. PETERSON

6-2, 233, R-Fr., Moultrie, Ga.

2019

- Made first tackle of the season in win vs. UTC (9/14)
- Played in season opener against Georgia State (8/31)

2018

- Redshirted after playing in four games and recording a tackle against Alabama
- Played against Alabama, Charlotte, Kentucky and Missouri

NOTES

- Majoring in University Exploratory
 - 4-star prospect and top 10 recruit in Georgia out of Colquitt County HS
 - Selected for the 2017 U.S. Army All-American Bowl
 - Named All-USA Georgia First Team by USA Today
 - Named to the Atlanta Journal Constitution Class 7A All-State second team
- >> Full profile on Media Guide Page 86

#11 HENRY TO'O TO'O

6-2, 232, Fr., Sacramento, Calif.

CAREER HONORS

- 2019 ESPN Preseason Freshman All-America Team
- 2019 FWAA Freshman All-America Team Watch List

2019

- Tied his career-high with eight tackles vs. Florida while registering two QBH and a fumble recovery (9/21)
- Had a pass breakup, two tackles and a tackle for loss in win over Chattanooga (9/14)
- In just his second career game, set a new career-high in tackles with eight against BYU (9/7)
- Made his debut at home against Georgia State, also marking his first-career start as a true freshman (8/31)
- Tied with Will Ignont for a team high seven tackles against Georgia State, including a tackle for loss
- First freshman to lead the team in tackles in a season opener since 1996 when Dwayne Goodrich led the Vols' defense in tackles against UNLV

- Became the first true freshman to start at linebacker in the season opener since A.J. Johnson and Curt Maggitt did so in 2011 against Montana

HIGH SCHOOL

- National Top 50 recruit and one of the top five linebacker prospects in the country coming out of national powerhouse De La Salle High School in Concord, Calif.
- 2018 First-Team MaxPreps All-American
- Earned USA Today All-USA California Team honors

NOTES

- Majoring in Arts & Sciences
 - Has seven siblings
- >> Full profile on Media Guide Page 104

CAREER STATS

Defense	GP/GS	UT	AT	TT	Sack	TFL	FF	FR	QBH	PD	Int	High Tk
2019	5/5	13	19	32	0-0	2.5-7	0	1	2	1	0-0	8(2x)
Totals	5/5	13	19	32	0-0	2.5-7	0	1	2	1	0-0	8(2x)

CAREER HIGHS

Tackles	8 (2x), last vs. Florida, 9/21/19
Tackles For Loss	1.0 (2x), last vs. UTC, 9/14/19
Fumbles Recovered	1 at Florida, 9/21/19

GAME-BY-GAME

2019 Opp.	U-A-T, Other
Georgia State	4-3-7, 0.5 tfl
BYU	2-6-8, 1.0 tfl
UTC	1-1-2, 1 tfl, 1 pbu
at Florida	4-4-8, 1 fr, 2 qbh
Georgia	2-5-7

#13 DEANDRE JOHNSON

6-3, 246, Jr., Miami, Fla.

2019

- Made a season-high three tackles and had a QBH versus Chattanooga (9/14)
- Recorded two tackles, registered one sack, two TFL and a forced fumble against Georgia State (8/31)

NOTES

- Majoring in Communication Studies
 - Played in six games as a true freshman in 2017, recording four tackles, including two tackles for loss and a sack, and forced two fumbles
 - Majoring in communication studies
- >> Full profile on Media Guide Page 78

CAREER STATS

Defense	GP/GS	UT	AT	TT	Sack	TFL	FF	FR	QBH	Int	High Tk
2017	6/0	2	2	4	1-10	2-20	2	0	0	0-0	3-IS
2018	12/1	8	5	13	2-16	3-18	0	0	1	0	4-AU
2019	5/1	3	4	7	10-5	20-7	1	0	2	0	3-UTC
Totals	23/2	13	11	24	4-31	7-45	3	0	3	0-0	4-AU

CAREER HIGHS

Tackles	4 at Auburn, 10/13/18
Tackles For Loss	2 (2x), vs. Georgia State 8/31/19; vs. Indiana State, 9/9/17
Sacks	1 (4x), vs. Georgia State 8/31/19; at Auburn, 10/13/18; vs. Kentucky, 11/10/18; vs. Indiana State, 9/9/17
Forced Fumbles	2 vs. Indiana State, 9/9/17

GAME-BY-GAME

2017 Opp.	U-A-T, Other	2018 Opp.	U-A-T, Other
Indiana State	2-1-3, 1 s, 2-20 tfl, 2 FF	vs. West Virginia	0-0-0
at Florida	0-0-0	ETSU	0-0-0
UMass	0-0-0	UTEP	1-0-1, 1-2 tfl
Georgia	0-0-0	Florida	0-0-0
at Alabama	0-1-1	at Georgia	0-0-0
Southern Miss	0-0-0	at Auburn	2-2-4, 1-7 s, 1-7 tfl, 1 qbh
		Alabama	2-0-2
		at S. Carolina	0-0-0
		Charlotte	0-1-1
		Kentucky	2-0-2, 1-9 s, 1-9 tfl
		Missouri	0-1-1
		at Vanderbilt	1-1-2
2019 Opp.	U-A-T, Other		
Georgia State	2-0-2, 1 s, 2 tfl, 1 ff		
BYU	0-0-0		
UTC	0-3-3, 1 qbh		
at Florida	1-1-2, 1 qbh		
Georgia	0-0-0		

#19 DARRELL TAYLOR

6-4, 255, R-Sr., Hopewell, Va.

CAREER HONORS

- 2019 Preseason All-SEC Third Team (Coaches)
- 2019 Chuck Bednarik Award Preseason Watch List
- 2019 Bronko Nagurski Trophy Preseason Ward List
- 2019 Butkus Award Preseason Watch List
- 2019 Phil Steele Preseason All-America Fourth Team
- 2018 Tennessee Team MVP
- Bednarik National Player of the Week (11/13/18)
- PFF College SEC Defensive Team of the Week (11/13/18)
- TSWA Defensive Player of the Week (11/13/18)
- SEC Defensive Player of the Week (11/12/18)
- Walter Camp National Defensive Player of the Week (11/11/18)
- PFF College National & SEC Team of the Week (11/7/17)

2019

- Had six tackles and a QBH at Florida (9/21)
- Recovered a fumble against Chattanooga (9/14)
- Registered eight stops and a sack to go along with a QBH against BYU (9/7)
- Started at SAM linebacker against Georgia State, tallying two stops (8/31)

2018

- Proved to be one of the Southeastern Conference's most dangerous pass rushers in 2018, leading Tennessee with eight sacks and 11.0 TFLs, while starting nine games and appearing in all 12 contests
- Had three games with three or more TFLs and two games with three or more sacks - tied for most in the nation
- Named Tennessee's Team MVP in a vote by teammates and a permanent captain for 2018 at the year-end banquet
- His 8.0 sacks in league play ranked second behind Kentucky's Josh Allen (10.0)
- Also forced three fumbles - fourth in the SEC in all games - and tied for first in the SEC with two fumble recoveries
- Became just the third player in Tennessee history with four sacks in a game after logging four against the No. 11-ranked Wildcats on Nov. 10. He also recorded a season-high seven tackles in the outing vs. Kentucky en route several National Defensive Player of the Week honors and SEC Defensive Player of the Week accolades
- Recorded three sacks and a career-high two forced fumbles at No. 2 Georgia on Sept. 29 en route to becoming the first Vol to record three sacks in a game since Derek Barnett did so at South Carolina in 2016

NOTES

- Majoring in Communication Studies
- Represented UT at SEC Media Days in 2019
- Started seven games at defensive end and made 10 appearances overall, ranking second on the Vols with 3.0 sacks in 2017
- Made first-career start and made a career-high 12 tackles in 2017 season-opening win over Georgia Tech in Chick-fil-A Kickoff Game (9/4/17)
- Majoring in Communications and on track to graduate in December.

>> Full profile on Media Guide Page 91

CAREER STATS

Defense	GP/GS	UT	AT	TT	Sack	TFL	FF	FR	QBH	PD	Int	High Tk
2015												
2016	8/0	6	3	9	0-0	1-1	0	0	3	1	0	3-TTU
2017	10/7	14	13	27	3-29	4.5-31	2	1	5	2	0	12-GT
2018	12/7	27	9	36	8-54	11-59	3	2	3	0	0	7-UK
2019	5/5	11	8	19	1-5	2-9	0	1	3	2	0	8-BYU
Totals	35/19	58	33	91	12-88	18.5-100.5	4	4	14	5	0	12-GT

CAREER HIGHS

Tackles	12 vs. Georgia Tech, 9/4/17
Tackles for Loss	2 (2x), at Georgia, 9/29/18 vs. Southern Miss, 11/4/17
Quarterback Hurries	3 vs. Tennessee Tech, 11/5/16
Sacks	4 vs. Kentucky, 11/10/18
Fumbles Forced	2 at Georgia, 9/29/18
Fumbles Recovered	1 (2x), at Auburn, 10/13/18; at Florida, 9/16/17

GAME-BY-GAME

2017 Opp.	U-A-T, Other	2018 Opp.	U-A-T, Other
vs. Georgia Tech	6-6-12	vs. West Virginia	1-0-1
Indiana State	0-2-2, 0.5-1 tfl, 1 pd	ETSU	1-0-1, 1-1 tfl
at Florida	1-1-2, 1-15 s, 1 fr, 1 qbh	UTEP	0-1-1, 2 qbh
UMass	2-0-2, 1-1 tfl	Florida	1-1-2
Georgia	2-0-2, 1 tfl	at UGA	6-0-6, 3-15 s, 2-15 tfl, 2 ff
South Carolina	DNP	at Auburn	1-4-5, 1 fr

at Alabama	DNP	Alabama	0-0-0
at Kentucky	0-0-0, 1 qbh	at S. Carolina	1-0-1
S. Miss	3-4, 2-4 tfl, 2 s, 1 ff, 1 qbh, 1 pbu	Charlotte	2-2-4, 1-1 tfl
at Missouri	0-0-0	Kentucky	6-1-7, 4-31 s, 1 ff, 1 fr
LSU	0-2-2, 1 QBH	Missouri	2-0-2
Vanderbilt	0-1-1, 1 QBH	at Vanderbilt	6-0-6, 3-11 tfl, 1-8 s

2019 Opp.	U-A-T, Other
Georgia State	2-0-2, 1 qbh
BYU	3-5-8, 1 s, 1 tfl, 1 qbh
UTC	0-0-0, 1 fr
at Florida	4-2-6, 1 qbh
Georgia	2-1-3, 1 tfl, 1 pbu

#27 QUAVARIS CROUCH

6-1, 246, Fr., Charlotte, N.C.

2019

- Tied his career-high with four tackles vs. Georgia (10/5)
- Had a career-high four tackles at Florida (9/21)
- Recorded the first tackles of his career against Chattanooga, finishing the game with three (9/14)
- Had two QBH and a pass defended against BYU (9/7)
- The true freshman made his Tennessee debut at home against Georgia State in the Vols' season opener (8/31)

HIGH SCHOOL

- North Carolina's top prospect and a 4-star recruit
- Starred at running back and linebacker at Harding
- Selected to play in the 2019 All-American Bowl
- 2017 North Carolina Gatorade Player of the Year
- Three-time Class AAA All-State selection
- 2017 Charlotte Observer Player of the Year
- Rushed for 3,246 yards and 33 touchdowns while also racking up 48 tackles and 14 sacks as a junior in 2017
- Helped lead Harding to a state championship in 2017, the school's first state title since the 1950s

NOTES

- Majoring in Business Administration
- Enrolled at Tennessee in January and participated in spring practices

>> Full profile on Media Guide Page 98

CAREER STATS

Defense	GP/GS	UT	AT	TT	Sack	TFL	FF	FR	QBH	PD	Int	High Tk
2019	5/0	5	6	11	0-0	0-0	0	0	3	2	0-0	4(2x)
Totals	5/0	5	6	11	0-0	0-0	0	0	3	2	0-0	4(2x)

CAREER HIGHS

Tackles	4 (2x), last vs. Georgia (10/5/19)
PBU	1 (2x), last vs. UTC, 9/7/19

GAME-BY-GAME

2019 Opp.	U-A-T, Other
Georgia State	0-0-0
BYU	0-0-0, 2 qbh, 1 pbu
UTC	2-1-3, 1 pbu
at Florida	1-3-4, 1 qbh
Georgia	2-2-4

#30 ROMAN HARRISON

6-2, 234, Fr., Bainbridge, Ga.

2019

- Earned the first tackles of his Tennessee career in the Vols' win over UTC, tallying four stops (9/14)
- Made his Tennessee debut against BYU, recording a QBH against the Cougars (9/7)

HIGH SCHOOL

- 4-star prospect who led Bainbridge HS to the 2018 Class 5A Georgia State Championship
- 2018 Georgia Class 5A Defensive Player of the Year and a 2017 and 2018 All-Region 1-5A first-team selection
- Totalled 188 tackles, 50 TFLs, 21 sacks and forced three fumbles during prep career
- As a senior, had 89 tackles, 31 tackles for loss, 17 quarterback hurries and 8.5 sacks
- Blocked a field goal as time expired in regulation during Bainbridge's 47-41, three-overtime victory over Warner Robins in the state title game

NOTES

- Majoring in Psychology

>> Full profile on Media Guide Page 100

#35 DANIEL BITULI

6-3, 252, Sr., Nashville, Tenn.

CAREER

- PFF College SEC Defensive Team of the Week (10/30/18)
- PFF College SEC Defensive Team of the Week (10/16/18)
- PFF College SEC Defensive Team of the Week (9/19/18)

2019

- Was disruptive against Florida with six tackles, two TFL, two sacks and a forced fumble (9/21)
- Made season debut against Chattanooga, recording two tackles (9/14)
- Missed first two games with an injury

2018

- Led Tennessee in tackles for the second straight season, finishing with 79 stops in 2018 while appearing in all 12 games with 10 starts at inside linebacker
- Ranked third on the Vols with 6.5 TFLs and added one sack and one pass breakup in his third season with the Big Orange

NOTES

- Majoring in Communication Studies
- Represented UT at SEC Media Days in 2019
- Led Vols with 90 tackles in 2017
- Finished ninth in the SEC in tackles per game (7.5) in 2017
- Posted a career-high 23 tackles vs. Georgia Tech (9/4/17), the most by any Power 5 player in 2017
- Moved to the United States from the Congo with his parents, Nikki & Patrice Bituli, when he was 3 years old

>> Full profile on Media Guide Page 56

CAREER STATS

Defense	GP/GS	UT	AT	TT	Sack	TFL	FF	FR	PD	Int	High Tk
2016	9/0	7	2	9	0-0	0-0	0	0	0	0	5-VU
2017	12/8	42	48	90	0-0	3-6	1	0	3	1-97-1	23-GT
2018	12/10	34	36	70	1-5	6.5-18	0	0	1	0	13-CHA
2019	3/3	7	7	14	2-0-9	2-0-9	1	0	1	0	6(2x)
Totals	36/21	95	97	192	3-14	9.5-24	2	0	5	1-97-1	23-GT

CAREER HIGHS

Tackles	23 vs. Georgia Tech, 9/4/17
Tackles for Loss	2.5 vs. Kentucky, 11/10/18
Fumbles Forced	1 vs. Georgia Tech, 9/4/17
	1 at Florida, 9/21/19
Interceptions	1 at Alabama, 10/21/17
INT Returned For TD	1 (97-yard return) at Alabama, 10/21/17
Sacks	2 vs. Florida, 9/21/19

GAME-BY-GAME

2017 Opp.	U-A-T, Other	2018 Opp.	U-A-T, Other
vs. Georgia Tech	10-13-23, 1 ff	vs. West Virginia	1-4-5, 1-5 tfl
Indiana State	3-2-5, 1 tfl	ETSU	1-2-3
at Florida	2-3-5, 0.5-2 tfl	UTEP	3-3-6, 1-5 s, 1-5 tfl
UMass	3-2-5	Florida	1-3-4
Georgia	3-5-8	at Georgia	2-6-8
South Carolina	2-0-2	at Auburn	3-2-5, 0.5-1 tfl
at Alabama	3-6-9, 1 int, 1 td, 1 qbh	Alabama	5-3-8, 0.5-0 tfl
at Kentucky	1-1-2, 1 pbu	at S. Carolina	3-2-5
Southern Miss	1-3-4, 1 pbu	Charlotte	6-7-13, 1-3 tfl
at Missouri	3-4-7, 0.5-2 tfl	Kentucky	6-2-8, 2.5-4 tfl
LSU	4-4-8, 1-1 tfl	Missouri	3-2-5, 1 pbu
Vanderbilt	7-5-12	at Vanderbilt	5-4-9

2019 Opp.

Georgia State	DNP
BYU	DNP
UTC	2-0-2, 1 qbh, 1 pbu
at Florida	5-3-8, 2 tfl, 2 s, 1 ff
Georgia	2-4-6

#95 KIVON BENNETT

6-2, 248, R-So., Fort Lauderdale, Fla.

2019

- Earned his first-career start against BYU, setting a new career-high with four tackles and a QBH (9/7)
- Recorded a career-high three tackles in season opener versus Georgia State, including one TFL (8/31)

2018

- Saw action in four games before redshirting
- Recorded two tackles over four games against West Virginia, Alabama, Kentucky and Missouri

NOTES

- Majoring in Recreation/Sport Management
- Father, Cornelius was the No. 2 overall draft pick by the Indianapolis Colt and starred at linebacker in the NFL from 1987-2000

>> Full profile on Media Guide Page 56

CAREER STATS

Defense	GP/GS	UT	AT	TT	Sack	TFL	FF	FR	QBH	Int	High Tk
2017	5/0	1	0	1	0-0	0-0	0	0	0	0	1-MIZ
2018	4/0	1	1	2	0-0	0-0	0	0	0	0	1(2x)
2019	4/1	3	4	7	0-0	1-2	0	0	2	0	4-BYU
Totals	13/1	5	5	10	0-0	1-2	0	0	2	0	4-BYU

CAREER HIGHS

Tackles	4 vs. BYU, 9/7/19
Tackles for Loss	1 vs. Georgia State, 8/31/19

GAME-BY-GAME

2017 Opp.	U-A-T, Other	2018 Opp.	U-A-T, Other
Georgia Tech	DNP	vs. West Virginia	0-0-0
Indiana State	0-0-0	ETSU	DNP
at Florida	DNP	UTEP	DNP
UMass	DNP	Florida	DNP
Georgia	DNP	at Georgia	DNP
South Carolina	DNP	at Auburn	DNP
at Alabama	0-0-0	Alabama	0-0-0
at Kentucky	DNP	at S. Carolina	DNP
Southern Miss	DNP	Charlotte	DNP
at Missouri	1-0-1	Kentucky	1-0-1
LSU	DNP	Missouri	0-1-1
Vanderbilt	0-0-0	at Vanderbilt	DNP

2019 Opp.

Georgia State	2-1-3, 1 tfl
BYU	1-3-4, 2 qbh
UTC	0-0-0
at Florida	0-0-0
Georgia	0-0-0

DEFENSIVE BACKS

#2 ALONTAE TAYLOR

6-0, 193, So., Manchester, Tenn.

2019

- Posted three tackles vs. No. 3 Georgia (10/5)
- Recorded his first-career interception against Florida (9/21)
- Registered two stops versus Chattanooga (9/14)
- Made two tackles and had a PBU against BYU (9/7)
- Posted three stops in UT's season opener against Georgia State (8/31)

2018

- Became Tennessee's first true freshman defensive back to start a season opener since Cameron Sutton in 2013 against West Virginia and never looked back, performing as one of the nation's top true freshman corner backs
- Appeared in all 12 games with eight starts and tallied 40 tackles, 1.0 tackle for a loss, two forced fumbles, two breakups and a blocked kick

NOTES

- Majoring in Communication Studies
- ESPN: 4-star (No. 46 overall prospect, No. 6 WR, No. 2 prospect in Tennessee)
- 2018 Under Armour All-American who totaled 8,225 yards of total offense during his four-year career at Coffee County Central High School
- Started spring practice at wide receiver before moving to cornerback

>> Full profile on Media Guide Page 90

CAREER STATS

Defense	GP/GS	UT	AT	TT	Sack	TFL	FF	FR	PD	BLK	Int	High Tk
2018	11/8	24	12	36	0-0	1-2	2	0	2	1	0	7-2x
2019	5/2	7	3	10	0-0	0-0	0	0	2	0	1	3-GSU
Totals	17/11	35	15	50	0-0	1-2	2	0	4	1	1	7-AU/MIZ

CAREER HIGHS

Tackles	7 (2x), vs. Missouri, 11/17/18; at Auburn, 10/13/18
Blocked Punts	1 vs. West Virginia, 9/1/18
Passed Defended	1 (4x), last vs. BYU, 9/7/19
Forced Fumbles	1 (2x), last at Auburn, 10/13/18
Tackles for Loss	1 vs. Florida, 9/22/18
Interceptions	1 vs. Florida, 9/21/19

CAREER GAME-BY-GAME

2018 Opp.	U-A-T, Other	2019 Opp.	U-A-T, Other
vs. West Virginia	3-1-4, 1 blk	Georgia State	2-1-3, 1 pbu
ETSU	1-0-1, 1 pbu	BYU	1-1-2, 1 pbu
UTEP	1-0-1	UTC	1-1-2
Florida	2-2-4, 1-2 tfl, 1 ff	at Florida	0-0-0, 1 int
at Georgia	3-1-4	Georgia	3-0-3
at Auburn	2-5-7, 1 ff, 1 td*		
Alabama	0-1-1		
at S. Carolina	3-0-3, 1 pbu		
Charlotte	2-0-2		
Kentucky	2-0-2		
Missouri	5-2-7		
at Vanderbilt	4-0-4		

*continuation of Darrell Taylor's fumble recovery which resulted in a TD

#4 WARREN BURRELL

6-0, 176, Fr., Suwanee, Ga.

CAREER HONORS

- 2019 FWAA Freshman All-America Team Watch List

2019

- Had a new career-high four tackles against BYU (9/7)
- Started for the Vols in his first-ever game in a Tennessee uniform vs. Georgia State, making three stops (8/31)

HIGH SCHOOL

- Listed as a 4-star recruit by Rivals and one of the top 30 prospects in Georgia
- 2018 Georgia Preseason Class 7A All-State selection
- Had 61 tackles, seven interceptions, 11 PBUs and two blocked kicks as a junior
- Unanimous Georgia Class 7A All-State selection in 2017
- Led North Gwinnett to a 14-1 record and th Georgia Class 7A State Championship in 2017

NOTES

- Majoring in Marketing
- >> Full profile on Media Guide Page 98

CAREER STATS

Defense	GP/GS	UT	AT	TT	Sack	TFL	FF	FR	QBH	PD	Int	High Tk
2019	4/4	4	6	10	0-0	0-0	0	0	0	0	0-0	4-BYU
Totals	4/4	4	6	10	0-0	0-0	0	0	0	0	0-0	4-BYU

CAREER HIGHS

Tackles	4 vs. BYU, 9/7/19
----------------	-------------------

GAME-BY-GAME

2019 Opp.	U-A-T, Other
Georgia State	2-1-3
BYU	2-2-4
UTC	0-1-1
at Florida	0-2-2
Georgia	DNP

#12 SHAWN SHAMBURGER

5-11, 187, Jr., Mobile, Ala.

2019

- Notched five stops, including a TFL against No. 3 Georgia (10/5)
- Picked up a season-high seven tackles versus BYU (9/7)
- Had six tackles in the game against Georgia State, including one TFL, and a sack (8/31)

NOTES

- Majoring in Communication Studies
- Finished with 19 tackles and one sack as a backup cornerback and special teams contributor in 2017
- Led the Vols with 12 tackles, including a sack, at No. 1 Alabama in his first-career start (cornerback) (10/21/17)
- >> Full profile on Media Guide Page 88

CAREER STATS

Defense	GP/GS	UT	AT	TT	Sack	TFL	FF	FR	PD	Int	High Tk
2017	11/1	14	5	19	1-1	1-1	0	0	0	0	12-AL
2018	11/2	6	5	11	0-0	0-0	0	0	2	0	3-AU
2019	5/4	15	8	23	1-12	2-14	0	0	0	0	7-BYU
Totals	27/7	35	18	53	2-13	3-15	0	0	2	0	12-AL

Kick Returns	GP/GS	No	Yds	Avg	Per/G	TD	Long	High Yd
2017								No Attempts
2018	1/0	2	42	21.0	4.7	0	23-UF	42-UF
Totals	1/0	2	42	21.0	2.1	0	23-UF	42-UF

CAREER HIGHS

Tackles	12 at Alabama, 10/21/17
Tackles For Loss	1, (3x), last vs. Georgia, 10/5/19
Sacks	1, (2x), last vs. Georgia State, 8/31/19
Passes Defended	1 (2x), last at Auburn, 10/13/18
Kick Returns	2 vs. Florida, 9/22/18
Long Kick Return	23 vs. Florida, 9/22/18
Most Kick Return Yardage	42 vs. Florida, 9/22/18

CAREER GAME-BY-GAME

2017 Opp.	U-A-T, Other/KR	2018 Opp.	U-A-T, Other/KR
vs. Georgia Tech	0-0-0	vs. West Virginia	0-0-0
Indiana State	1-0-1	ETSU	1-0-1
at Florida	0-0-0	UTEP	0-1-1, 1 pbu
UMass	0-0-0	Florida	0-0-0/2-42-21.0, 23 Lg
Georgia	0-0-0	at Georgia	0-0-0
South Carolina	0-0-0	at Auburn	2-1-3, 1 pbu
at Alabama	7-5-12, 1-1 tfl, 1 s	Alabama	0-1-1
at Kentucky	2-0-2	at S. Carolina	0-0-0
at Missouri	4-0-4	Charlotte	0-0-0
LSU	0-0-0	Kentucky	1-1-2
Vanderbilt	0-0-0	Missouri	1-0-1
		at Vanderbilt	1-2-1

2019 Opp.	U-A-T, Other/KR
Georgia State	4-2-6, 1 s, 1 tfl
BYU	2-5-7
UTC	2-0-2
at Florida	3-0-3
Georgia	4-1-5, 1 tfl

#17 TYUS FIELDS

5-10, 186, Fr., Cornelius, N.C.

2019

- Made his Tennessee debut at home against UTC, making his first-career tackle (9/14)

HIGH SCHOOL

- A 4-star prospect and a top-15 recruit in North Carolina
- 2017 USA Today All-USA North Carolina First Team selection
- 2017 AP North Carolina All-State Team selection
- Tallied 182 tackles and seven INTs during prep career

NOTES

- Majoring in Communication Studies
- Father, Mark played linebacker in the NFL for the Saints, Rams and Panthers from 1995 to 2004, earning Pro Bowl recognition twice
- His brother, Mark Fields, Jr., is a senior cornerback at Clemson
- >> Full profile on Media Guide Page 99

#18 NIGEL WARRIOR

6-0, 190, Sr., College Park, Ga.

CAREER HONORS

- 2019 Preseason All-SEC Third Team (Coaches)
- PFF College Nat'l & SEC Team of the Week (9/16/19)
- 2018 Bednarik Award Watch List
- 2016 SEC All-Freshman Team

2019

- Posted a season-high 10 tackles against No. 3 Georgia and had two PBUs (10/5)
- Had four tackles and a pass breakup at Florida (9/21)
- Returned an INT 22 yards, setting up a Vols' TD and made two tackles in win over Chattanooga (9/14)
- Made four stops for a second consecutive game against BYU (9/7)
- Totaled four tackles in the season opener vs. Georgia State (8/31)

NOTES

- Majoring in Arts & Sciences
- Ranked second on the team and 13th in the SEC with 83 tackles in 2017
- Added 3.0 TFLs, 1.0 sack, one interception, three pass breakups, one fumble recovery, one blocked kick and three forced fumbles (tied for fourth in the SEC) as a sophomore
- Father, Dale Carter was an All-American at Tennessee in 1990 and 1991 and had an All-Pro career with the Kansas City Chiefs
- >> Full profile on Media Guide Page 94

CAREER STATS

Defense	GP/GS	UT	AT	TT	Sack	TFL	FF	FR	PD	Int	High Tk
2016	12/1	19	3	22	0-0	1-1	0	0	0	0	7-TTU,MU
2017	12/12	42	41	83	1-2	3.5-7	3	1	4	1-70-1	13-GT
2018	12/12	41	23	64	0-0	1-2	0	0	1	0	9-SC
2019	5/4	9	15	24	0-0	0-0	0	0	4	1-22	10-UGA
Totals	41/29	111	82	193	1-2	5.5-10	3	1	9	2-92-1	13-GT

Kick Returns	GP/GS	No	Yds	Avg	Per/G	TD	Long	High Yd
2016								No Attempts
2017								No Attempts
2018	1/0	2	54	27.0	5.4	0	41-WV	54-WV
Totals	1/0	2	54	27.0	5.4	0	41-WV	54-WV

CAREER HIGHS

Tackles	13 vs. Georgia Tech, 9/4/17
Tackles For Loss	1 (5x) last at Auburn, 10/13/18
Forced Fumbles	1 (3x), at Kentucky, 10/28/17 vs. Georgia, 9/30/17, at Florida, 9/16/17
Fumbles Recovered	1 at Kentucky, 10/28/17
Passes Defended	2 vs. Georgia, 10/5/19
Blocks	1 at Missouri (blocked a field goal), 11/11/17
Interceptions	1 (returned 70 yards for a TD), at Missouri, 11/11/17 1 (returned 22 yards) vs. UTC, 9/14/19
Kick Returns	2 vs. West Virginia, 9/1/18
Long Kick Return	41 vs. West Virginia, 9/1/18
Most Kick Return Yardage	54 vs. West Virginia, 9/1/18

CAREER GAME-BY-GAME

2017 Opp.	U-A-T, Other	2018 Opp.	U-A-T, Other
Georgia Tech	2-11-13	vs. West Virginia	1-7-8
Indiana State	3-3-6, 0.5 tfl	ETSU	4-0-4
at Florida	2-4-6, 1 ff, 1 pbu	UTEP	1-0-1
UMass	1-2-3, 1 pbu	Florida	3-0-3
Georgia	4-4-8, 1 ff	at Georgia	4-1-5
South Carolina	5-4-9	at Auburn	2-2-4, 1-2 tfl
at Alabama	4-3-7, 1-2 tfl, 1 s, 1 pbu	Alabama	5-3-8, 1 pbu
at Kentucky	6-0-6, 1 ff, 1 fr	at S. Carolina	7-2-9
Southern Miss	4-2-6, 1-1 tfl	Charlotte	1-2-3
at Missouri	3-2-5, 1 int, 1 td, 1 blk	Kentucky	4-0-4, 1 qbh
LSU	4-4-8, 1-4 tfl	Missouri	6-1-7
Vanderbilt	4-2-6	at Vanderbilt	3-5-8

2019 Opp.	U-A-T, Other
Georgia State	1-3-4
BYU	0-4-4
UTC	2-0-2, 1 int
at Florida	3-1-4, 1 pbu
Georgia	3-7-10, 2 pbu

#20 BRYCE THOMPSON

5-11, 181, So., Irmo, S.C.

CAREER HONORS

- 2018 FWAA Freshman All-American
- 2018 SEC All-Freshman Team
- 2018 PFF College SEC Midseason Second Team
- SEC Freshman of the Week (9/10/18)
- PFF College SEC Defensive Team of the Week (10/16/18)
- PFF College SEC Defensive Team of the Week (9/11/18)
- PFF College SEC Defensive Team of the Week (9/19/18)

2019

- Had five tackles and a PBU vs. No. 3 Georgia (10/5)
- Made his season debut at Florida, setting a new career-high in tackles with seven (9/21)

2018

- Finished with the highest grade of any true freshman cornerback in the nation, according to PFF College.
- Led Tennessee in interceptions (three) and PBUs (seven), while starting 10 games and appearing in all 12 contests
- His three interceptions ranked tied for third in the SEC and first among league freshmen, while his 10 passes defended ranked tied for ninth and first among newcomers
- Recorded his third interception of the season and returned it 18 yards vs. Charlotte on Nov. 3. His three interceptions were the most by a Tennessee true freshman since Todd Kelly, Jr. also had three in 2014.
- Made his collegiate debut in Tennessee's 2018 season opener vs. West Virginia, recording one tackle after entering the game off the bench (9/1)

NOTES

- Majoring in University Exploratory
- ESPN: 4-star (No. 195 overall player, No. 33 ATH, No. 6 prospect in South Carolina)
- Caught 44 passes for 630 yards in 2017 as a senior in HS
- >> Full profile on Media Guide Page 92

CAREER STATS

Defense	GP/GS	UT	AT	TT	Sack	TFL	FF	FR	PD	Int	High Tk
2018	12/9	20	8	28	1-6	4-17	1	0	9	3-45	6-UGA
2019	2/2	7	5	12	0-0	0-0	0	0	2	0-0	7-UF
Totals	14/11	31	15	46	1-6	4-17	1	0	11	3-45	7-UF

Kick Returns	GP/GS	No	Yds	Avg	Per/G	TD	Long	High Yd
2018	3/0	4	100	25.0	9.1	0	35-MIZ	36-UF
Totals	3/0	4	100	25.0	9.1	0	35-MIZ	36-UF

CAREER HIGHS

Tackles	7 vs. Florida, 9/21/19
Tackles for Loss	2 vs. ETSU, 9/8/18
Forced Fumbles	1 vs. UTEP, 9/15/18
Interceptions	1 (3x), last vs. Charlotte, 11/3/18
Pass Defended	3 vs. Kentucky, 11/10/18
Kick Returns	2 vs. Florida, 9/22/18
Long Kick Return	29 vs. Charlotte, 11/3/18
Most Kick Return Yardage	36 vs. Florida, 9/22/18

CAREER GAME-BY-GAME

2018 Opp.	U-A-T, Other/KR
vs. West Virginia	1-0-1
ETSU	4-0-4, 2-3 tfl, 1-21 int, 1 pbu
UTEP	2-1-3, 1 ff, 1 pbu
Florida	0-0-0/2-36-0, 21 Lg
at Georgia	3-3-6
at Auburn	3-2-5, 1-6 int, 1 pbu, 1 qh
Alabama	2-0-2
at S. Carolina	2-0-2, 1-8 tfl
Charlotte	2-1-3, 1-6 s, 1-6 tfl, 1-18 int/1-29-0, 29 Lg
Kentucky	1-1-2, 3 pbu
Missouri	2-0-4
at Vanderbilt	2-2-4

2019 Opp.

Georgia State	DNP
BYU	DNP
UTC	DNP
at Florida	3-4-7
Georgia	4-1-5, 1 pbu

#22 JAYLEN MCCOLLOUGH

6-0, 204, Fr., Austell, Ga.

2019

- Made the first four tackles of his UT career against Chattanooga, including a TFL and a PBU (9/14)
- Made his collegiate debut for Tennessee at home against Georgia State (8/31)

HIGH SCHOOL

- Consensus 4-star recruit and one of Georgia's top 25 prospects out of Hillgrove High School
- Selected to participate in the 2019 Under Armour All-American Game
- Led Hillgrove to a 12-1 record and the state quarterfinals in 2018
- USA Today All-USA Georgia Second Team in 2017
- Totaled 77 tackles, four TFLs and six PBUs while scoring five offensive touchdowns in 2017

NOTES

- Majoring in Finance
- Father, Eriles, played college football at Jacksonville State

>> Full profile on Media Guide Page 102

#25 TREVON FLOWERS

5-11, 193, So., Atlanta, Ga.

2019

- Set a new career-high in tackles with six on the road at No. 9 Florida (9/21)
- Had a season-high three tackles vs. Chattanooga (9/14)
- Made his second career-start at safety for UT in season opener vs. Georgia State, recording two tackles (8/31)

2018

- Appeared in seven games with one start as a true freshman defensive back in 2018, finishing with nine tackles and one PBU

NOTES

- Majoring in Recreation/Sport Management
- Originally signed to play baseball at Kentucky

- 247 Sports: 3-star (No. 58 S, No. 72 prospect in Georgia)
 - Took a three-year break from high school football to focus on baseball but played his fall 2017 senior season of football, starring at free safety for Tucker High School
 - Helped lead the Tigers to a 12-2 overall record and the Georgia Class 6A State semifinals as a senior in 2017
- >> Full profile on Media Guide Page 69

CAREER STATS

Defense	GP/GS	UT	AT	TT	Sack	TFL	FF	FR	PD	Int	High Tk
2018	7/1	3	6	9	0-0	0-0	0	0	1	0	5-WVU
2019	5/2	6	9	15	0-0	0-0	0	0	0	0	6-UF
Totals	12/3	9	15	24	0-0	0-0	0	0	1	0	6-UF

CAREER HIGHS

Tackles	6 vs. Florida 9/21/19
Passes Defended	1 vs. West Virginia, 9/1/18

CAREER GAME-BY-GAME

2018 Opp.	U-A-T, Other	2019 Opp.	U-A-T, Other
vs. West Virginia	3-2-5, 1 pbu	Georgia State	0-2-2
ETSU	0-1-1	BYU	0-1-1
UTEP	0-0-0	UTC	1-2-3
Florida	0-2-2	at Florida	3-3-6
at Georgia	0-1-1	Georgia	2-1-3
at Auburn	DNP-INJ		
Alabama	DNP-INJ		
at S. Carolina	DNP-INJ		
Charlotte	DNP-INJ		
Kentucky	DNP-INJ		
Missouri	0-0-0		
at Vanderbilt	0-0-0		

#26 THEO JACKSON

6-2, 190, Jr., Nashville, Tenn.

2019

- Tied his career-high with nine stops against No. 3 Georgia (10/5)
- Had six tackles and made his first-career interception at Florida (9/21)
- Led UT with a new career-high in tackles with nine versus BYU, including a TFL and a PBU (9/7)
- Made six stops against Georgia State in Tennessee's season opener, setting a new career-high (8/31)

2018

- Finished with 20 tackles, 1.0 TFL and two PBUs over 11 games with one start in 2018

NOTES

- Majoring in Sociology
- >> Full profile on Media Guide Page 74

CAREER STATS

Defense	GP/GS	UT	AT	TT	Sack	TFL	FF	FR	PD	Int	High Tk
2017	11/0	6	2	8	0-0	0-0	0	0	0	0	3-UK
2018	11/1	16	4	20	0-0	1-3	1	0	2	0	5-AL
2019	5/4	16	17	33	0-0	1.0-2	0	0	2	1	9(2x)
Totals	27/5	38	23	61	0-0	2.0-5	1	0	5	1	9(2x)

CAREER HIGHS

Tackles	9 (2x), last vs. Georgia, 10/5/19
Tackles for Loss	1 (2x), last vs. BYU, 9/7/19
Forced Fumbles	1 vs. West Virginia, 9/1/18
Passes Defended	2 (both PBUs) vs. Kentucky, 11/10/18
Interceptions	1 vs. Florida, 9/21/19

CAREER GAME-BY-GAME

2018 Opp.	U-A-T, Other	2019 Opp.	U-A-T, Other
vs. West Virginia	1-0-1, 1 ff	Georgia State	1-5-6
ETSU	2-0-2, 1-3 tfl	BYU	4-5-9, 1 tfl, 1 pbu
UTEP	3-0-3	UTC	2-1-3
Florida	3-0-3	at Florida	5-1-6, 1 int, 1 pbu
at Georgia	0-0-0	Georgia	4-5-9
at Auburn	0-1-1		
Alabama	4-1-5		
at S. Carolina	0-0-0		
Charlotte	0-1-1		
Kentucky	1-0-1, 2 pbu		
Missouri	2-1-3		
at Vanderbilt	DNP		

#28 BAYLEN BUCHANAN

5-11, 196, Sr., Lawrenceville, Ga.

2019

- Currently out with an injury

2018

- Versatile defensive back who started all 12 games and contributed at cornerback, nickel back and safety, while ranking sixth on the Vols with 49 tackles to go along with 3.0 TFLs, four PBUs, one forced fumble and one fumble recovery during his junior season
- Capped the season with five tackles, including one TFL, at Vanderbilt (11/24)
- Tallied both the first forced fumble and fumble recovery of his career while totaling three tackles vs. Missouri (11/17)
- Had four tackles and a PBU in upset win over No. 11 Kentucky (11/10)
- Tallied seven tackles and a PBU that led to an interception and defensive TD for UT against No. 1 Alabama (10/20)
- Made a season-high seven tackles at No. 21 Auburn (10/13)
- Had five tackles at No. 2 Georgia (9/29)
- Tied for team lead with five tackles vs. Florida (9/22)
- Made the first tackle for loss of his career, a two-yard stop vs. UTEP on Sept. 15
- Earned the second start of his career in the 2018 Belk College Kickoff vs. West Virginia where he recorded four tackles and a pass breakup as a cornerback (9/1)

NOTES

- Majoring in Communication Studies
 - Father, Ray starred at Louisville and played in the NFL with Indianapolis Colts, Atlanta Falcons and Oakland Raiders, earning All-Pro honors twice in 1994 and 1998
 - Played at Peachtree Ridge High School with current teammates Nigel Warrior and Deangelo Gibbs
- >> Full profile on Media Guide Page 58

CAREER STATS

Defense	GP/GS	UT	AT	TT	Sack	TFL	FF	FR	PD	Int	High Tk
2016	13/1	17	3	20	0-0	0-0	0	0	1	0-0	8-AL
2017	6/0	3	1	4	0-0	0-0	0	0	0	0-0	1-AL
2018	12/12	31	18	49	0-0	3-7	1	1	4	0-0	7-2x
Totals	31/13	51	22	73	0-0	3-7	1	1	5	0-0	8-AL

CAREER HIGHS

Tackles	8 vs. Alabama, 10/15/16
Passes Defended	1 (5x), last vs. Kentucky, 11/10/18
Tackles for Loss	1 (2x), last vs. Alabama, 10/20/18
Fumbles Forced	1 vs. Missouri, 11/17/18
Fumbles Recovered	1 vs. Missouri, 11/17/18

CAREER GAME-BY-GAME

2017 Opp.	U-A-T, Other	2018 Opp.	U-A-T, Other
vs. Georgia Tech	0-0-0	vs. West Virginia	3-1-4, 1 pbu
Indiana State	DNP	ETSU	1-0-1
at Florida	DNP	UTEP	2-0-2, 1-2 tfl
UMass	DNP	Florida	3-2-5
Georgia	0-0-0	at Georgia	3-2-5
South Carolina	0-0-0	at Auburn	4-3-7
at Alabama	1-0-1	Alabama	4-3-7, 1-2 tfl, 1 pbu
at Kentucky	DNP	at S. Carolina	1-1-2, 1 pbu
Southern Miss	DNP	Charlotte	2-2-4
at Missouri	DNP	Kentucky	2-2-4, 1 pbu
LSU	0-0-0	Missouri	2-1-3, 1 ff, 1 fr
Vanderbilt	2-1-3	at Vanderbilt	4-1-5, 1-3 tfl

#31 KENNEY SOLOMON

6-0, 168, Fr., Myrtle Beach, S.C.

2019

- Made his Tennessee debut in the Vols' win over Chattanooga, intercepting a pass in the endzone (9/14)

HIGH SCHOOL

- A consensus 3-star recruit and one of the top prospects out of South Carolina
- Starred on offense, defense and special teams at Socastee High School
- Scored six touchdowns in eight games in 2018, including an 85-yard punt return
- Had over 1,000 all-purpose yards on offense and two interceptions on defense as a senior
- Totaled six interceptions as a junior in 2017
- His 46-yard pick six led the South team to a 13-10 victory in the Touchstone Energy Cooperatives Bowl

NOTES

- Majoring in Journalism & Electronic Media
 - Two-sport star in high school who finished runner-up at the South Carolina 5A State Track and Field Meet in the 100-meter dash (10.57) and the 200-meter dash (21.57)
- >> Full profile on Media Guide Page 104

SPECIALISTS

#37 PAXTON BROOKS

P/PK, 6-6, 194, So., Lexington, S.C.

2019

- Leads the nation in touchback percentage (95.65%), with 22 of his 23 kickoffs ending in touchbacks
- Kicked off eight times for 510 yards with seven touchbacks against UTC, while punting once for 59 yards (9/14)
- Had five touchbacks on five kickoffs for 325 yards in double-OT loss to BYU (9/7)
- Kicked off five times for 325 yards and went 5-for-5 on touchbacks against Georgia State (8/31)

2018

- Handled kickoff duties and was the Vols' backup punter in 2018
- Ranked No. 27 in the nation in kickoff average (63.6) and totaled 23 touchbacks
- Made his collegiate debut in vs. West Virginia in the Belk College Kickoff, kicking off three times for an average of 64.3 yards per kick (9/1)

NOTES

- Majoring in Kinesiology
 - ESPN: 3-star (No. 5 P/K, No. 15 prospect in South Carolina)
 - Kohl's Professional Camps: 5-star (No. 2 P)
 - Won a punt off to earn the second spot in the 2018 Under Armour All-American Game
- >> Full profile on Media Guide Page 58

Kickoffs	GP/GS	No	Yds	Avg	TB	OB
2018	12/12	52	3201	61.6	23	1
2019	5/5	23	1485	64.6	22	1
Totals	17/17	75	4686	62.5	45	2

Punting	GP/GS	No	Yds	Avg	TB	FC	120	110	50+	Blk	Long
2018	1/0	1	34	34.0	0	0	1	0	0	0	0-34-ETSU
2019	2/0	2	95	47.5	0	0	0	0	1	0	59-UTC
Totals	3/0	3	129	43.0	0	0	1	0	1	0	59-UTC

CAREER HIGHS

Kickoffs	10 vs. ETSU, 9/8/18
Kickoff Yards	569 vs. ETSU, 9/8/18
Kickoff Average	65.0 (6x), vs. Georgia (10/5/19) at Florida (9/21/9)
	vs. BYU (9/7/19); vs. Georgia State (8/31/19)
	vs. Missouri, 11/17/18; vs. UTEP, 9/15/18
Touchbacks	7 vs. UTC, 9/14/19
Punts	1 vs. ETSU, 9/8/18; 1 vs. UTC, 9/14/19
Punting Yards	59 vs. UTC, 9/14/19
Punting Average	59.0 vs. UTC, 9/14/19
Longest Punt	59 vs. UTC, 9/14/19
Punts Inside 20	1 vs. ETSU, 9/8/18

CAREER GAME-BY-GAME

2018 Opp.	Punting
ETSU	1-34-34.00, 34 Lg, 11-20
2019 Opp.	Punting
UTC	1-59-59.00
at Florida	1-36-36.00
2018 Opp.	Kickoffs, TB
vs. West Virginia	3-193-64.3, 1 TB
ETSU	10-569-56.9, 5 TB, 1 OB
UTEP	5-325-65.0, 4 TB
Florida	4-238-59.5, 1 TB
at Georgia	3-194-64.7, 2 TB
at Auburn	6-361-60.2, 3 TB
Alabama	4-238-59.5
at S. Carolina	5-321-64.2, 1 TB
Charlotte	3-188-62.7, 1 TB
Kentucky	4-253-63.2, 2 TB
Missouri	3-195-65.0, 2 TB
at Vanderbilt	2-126-63.0, 1 TB
2019 Opp.	Kickoffs, TB
Georgia State	5-325-65.0, 5 TB

BYU	5-325-65.0, 5 TB
UTC	8-510-63.8, 7 TB
at Florida	2-130-65.0, 2 TB
Georgia	3-195-65.0, 3 TB

#42 BRENT CIMAGLIA

PK, 6-0, 210, Jr., Nashville, Tenn.

CAREER HONORS

- 2018 Fall SEC Academic Honor Roll
- 2017-18 First-Year SEC Academic Honor Roll

2019

- Tied his career-high for field goals made with four while tying his career-long of 51 yards against BYU (9/7)
- Hit a field goal of 48 yards against Georgia State while going 3-for-3 on field goal attempts (8/31)

2018

- Finished 10-of-13 on field goal attempts and nailed all 31 extra point attempts to lead Tennessee in scoring (61 points) in 2018
- Made 4-of-6 field goals from 40+ with a long of 45
- Made a 19-yard field goal and all three of his PAT attempts to help the Vols to a 24-7 win over No. 11 Kentucky (11/10)
- Made three field goals, including a season-long 45-yarder, and three PATs to help the Vols to a 30-24 win over No. 21 Auburn (10/13)

NOTES

- Majoring in Business Administration
 - Finished 8-of-13 on field goals, including five 40+, and made all three of his PATs during his freshman season (2017)
 - Made a career-high four field goals at Kentucky (10/28/17)
 - Made a career-long 51-yard field goal with 2:58 left in the first half vs. No. 24 Florida (9/16/17)
- >> Full profile on Media Guide Page 65

CAREER STATS

Kick	GP/GS	FG	FGA	Pct.	PAT	Pts	19-29	30-39	40-49	50+	Lg
2017	5/5	8	13	61.54	3-3	27	3-3	3-3	1-5	1-2	51-UF
2018	11/11	10	13	76.92	31-31	61	4-4	2-3	4-6	0	45-2X
2019	5/5	9	10	90.0	13-13	40	2-2	3-3	3-4	1-1	51-BYU
Totals	21/21	27	3675.00	47-47	128	9-9	8-9	8-15	2-3	51-UF	

CAREER HIGHS

Field Goals Made	4 (2x), last vs. BYU, 9/7/19
Field Goals Attempted	6 at Kentucky, 10/28/17
Longest Field Goal	51 (2x), last vs. BYU, 9/7/19
Longest Attempt	51 (3x), last vs. BYU, 9/7/19
PATs	8 vs. ETSU, 9/8/18
Kickoffs	4 (2x), at Kentucky, 10/28/17, vs. South Carolina, 10/14/17
Touchbacks	3 vs. South Carolina, 10/14/17

CAREER GAME-BY-GAME

2017 Opp.	FGs, PATs, Pts	Kickoffs, TB
at Florida	1-3 (51G, 47 WL, 51 WR), 0-0 PAT, 0 pts	3 pts N/A
UMass	0-1 (45WR), 0-0 PAT, 0 pts	N/A
Georgia	DNP	
S. Carolina	3-3 (29G, 33G, 24G), 0-0 PAT, 9 pts	4-260-65.0, 3 TB
at Alabama	0-0, 1-1 PAT, 1 pt	2-116-58.0, 0 TB
at Kentucky	4-6 (30G, 24G, 44WL, 30G, 45G, 43WL) 2-2 PAT, 14 pt	4-260-65.0, 1 TB
Southern Miss	DNP	
at Missouri	DNP	
LSU	DNP	
2018 Opp.	FGs, PATs, Pts	Kickoffs, TB
vs. W. Virginia	0-0, 2-2 PAT, 2 pts	N/A
ETSU	1-1 (26G), 8-8 PAT, 11 pts	N/A
UTEP	1-1 (38G), 3-3 PAT, 6 pts	N/A
Florida	2-2 (32G, 41G), 1-1 PAT, 7 pts	N/A
at Georgia	DNP	
at Auburn	3-4 (42G, 48BLK, 45G, 20G), 3-3 PAT, 12 pts	N/A
Alabama	0-1 (41WL), 3-3 PAT, 3 pts	N/A
at S. Carolina	1-1 (45G), 3-3 PAT, 6 pts	N/A
Charlotte	0-1 (33WR), 2-2 PAT, 2 pts	N/A
Kentucky	1-1 (19G), 3-3 PAT, 6 pts	N/A
Missouri	1-1 (21G), 2-2 PAT, 5 pts	N/A
at Vanderbilt	0-0, 1-1 PAT, 1 Pt	N/A
2019 Opp.	FGs, PATs, Pts	Kickoffs, TB
Georgia State	3-3 (19G, 48G, 31G), 3-3 PAT, 12 pts	N/A
BYU	4-4 (51G, 39G, 22G, 40G), 2-2 PAT, 14 pts	N/A
UTC	1-1 (34G), 6-6 PAT, 9 PTS	N/A
at Florida	1-1 (40G), 3 PTS	N/A
Georgia	0-1 (47WL), 2-2 PAT, 2 PTS	N/A

#46 RILEY LOVINGOOD

LS, 6-0, 216, R-Sr., Hendersonville, Tenn.

CAREER HONORS

- 2019 Patrick Mannelly Award Preseason Watch List
- 2018 SEC Fall Academic Honor Roll
- SEC Co-Special Teams Player of the Week (10/3/16)

2019

- Primary long snapper for the first four games this season
- Was a team captain vs. No. 3 Georgia (10/5)

NOTES

- Snapped for VFL Trevor Daniel, who finished No. 2 in the nation in punting average in 2017
 - Graduated with a degree in recreation and sport management
- >> Full profile on Media Guide Page 83

CAREER STATS

Games Played/Started: 2016: 13/13; 2017: 12/12; 2018: 1/1; 2019: 5/5
Career: 32/32

#47 JOE DOYLE

P, 6-0, 204, R-So., Knoxville, Tenn.

CAREER HONORS

- 2019 Ray Guy Award Watch List
- 2018 USA Today Freshman All-American
- 2018 SEC Fall Academic Honor Roll
- Ray Guy Award Final Candidate List (11/5/18)

2019

- Had three punts vs. BYU for an average of 45.7 yards with two 50+ yard punts and two downed inside the 20 (9/7)
- Punted one time in the season opener against Georgia State for 47 yards and was downed inside the 20 (8/31)

2018

- Had an outstanding redshirt freshman season in his first year as the Vols' starting punter, averaging 41.1 yards per punt with 23 punts down inside the 20-yard line and 12 punts of 50 yards or more
- Led the SEC with 65 punts, but allowed only eight returns for 15 yards - the fewest by any full-time punter in the SEC.
- Also led the SEC with 2,673 yards punting
- His 23 punts 1-20 ranked tied for the second in the SEC and tied for 16th in the nation
- His long punt of 71 yards came at No. 2 Georgia (9/29)
- Landed two punts inside Auburn's 10-yard line, including a 64-yarder that was downed at the 2-yard line (10/13)
- Booted a career-long 71-yarder to end Tennessee's second drive of the first quarter at No. 2 Georgia (9/29). The punt was the longest by a Vol since VFL Trevor Daniel booted a 72-yard punt at South Carolina in 2017

NOTES

- Majoring in Kinesiology
- 2017 Under Armour All-American Punter, 2017 All-State Punter
- Only punter selected for both the Army and Under Armour All-American games

CAREER STATS

Punting	GP/GS	No	Yds	Avg	TB	FC	120	110	50+	Blk	Long
2018	12/12	65	2673	41.1	6	28	23	11	12	0	71-HUGA
2019	5/5	14	567	40.5	1	8	4	0	3	0	55-UTC
Totals	17/17	79	3240	41.0	7	36	27	11	15	0	71-HUGA

CAREER HIGHS

Punts	7 (3x), last vs. Kentucky, 11/10/18
Punting Yards	330 at Georgia, 9/29/18
Punting Average	55.0 vs. UTC, 9/14/19
Longest Punt	71 at Georgia, 9/29/18
Punts Inside 20	4 vs. UTEP, 9/15/18
Punts Inside 10	2 (3x) vs. BYU, 9/7/19 vs. UTEP, 9/15/18; vs. West Virginia, 9/1/18
Punts of 50+ Yards	3 at Georgia, 9/29/18

CAREER GAME-BY-GAME

2018 Opp.	Punting
vs. West Virginia	6-228-38.0, 44 Lg, 3 I-20, 2 I-10
ETSU	3-137-45.67, 52 Lg, 11-20, 150+, 1 TB
UTEP	6-234-39.0, 51 Lg, 4 I-20, 2 I-10, 150+, 1 TB
Florida	3-132-44.0, 47 Lg, 1 I-20

at Georgia	7-330-47.14, 71 Lg, 2 I-20, 3 50+, 2 TB, 2 FC
at Auburn	4-171-42.8, 64 Lg, 3 I-20, 2 I-10, 2 50+, 1 FC
Alabama	6-228-38.0, 54 Lg, 2 I-20, 1 I-10, 2 50+
at South Carolina	2-102-51.0, 54 Lg, 2 I-20, 1 50+
Charlotte	7-281-40.1, 60 Lg, 2 I-20, 2 I-10, 1 50+, 1 TB, 4 FC
Kentucky	7-269-38.43, 52 Lg, 1 I-20, 1 I-10, 1 50+, 2 FC
Missouri	6-262-43.67, 49 Lg, 1 I-20, 1 I-10, 4 FC
at Vanderbilt	8-299-37.38, 47 Lg, 2 I-20, 5 FC

2019 Opp.	Punting
Georgia State	1-47-47.0, 47 Lg, 1 I-20, 1 FC
BYU	3-137-45.7, 52 Lg, 2 I-20, 2 FC
UTC	1-55-55.0, 55 Lg
at Florida	4-161-40.2, 44 Lg, 2 FC
Georgia	5-167-33.4, 44 Lg, 1 I-20, 3 FC

GAME RECAPS



GAME 1
Georgia State
Tennessee

38
30

August 31 | Neyland Stadium | Knoxville, Tenn. | 3:37 p.m. ET | Attendance: 85,503

KNOXVILLE, TENN. – Despite 108 receiving yards and a touchdown on a career-high seven catches by senior Jauan Jennings, a pair of fourth-quarter turnovers cost Tennessee, as the Vols fell to Georgia State, 38-23, in their season-opener at Neyland Stadium Saturday.

After UT took a 23-21 lead on a 31-yard field goal from Brett Cimaglia with 12:05 to go in the game, GSU tallied 17 unanswered points over a 10-minute stretch in the fourth quarter to secure the win.

UT outgained GSU in both total yards (404-352) and passing yards (311-139), however two trips to the red zone that ended in field goals instead of touchdowns proved to be pivotal to the final outcome.

Junior quarterback Jarrett Guarantano's 311-yard passing performance marked the second time he has eclipsed 300 yards in his UT career.

Senior tight end Dominick Wood-Anderson finished with a career-high 79 receiving yards on three receptions, highlighted by a 54-yard pitch-and-catch from Guarantano early in the fourth quarter to put the Vols in position to score.

Freshman linebacker Henry To'o To'o began his career on Rocky Top with an impressive seven total tackles, which tied for the team lead. He had four solo tackles and 0.5 tackles for loss.

	1	2	3	4	Final
Georgia State	7	7	7	17	38
Tennessee	14	3	3	10	30

SCORING SUMMARY

1st Quarter

12:00 GSU - Paige, S. 4 yd run (Wright B. kick), 6-23 2:45 7 - 0
04:13 UT - Callaway, M. 6 yd pass from Guarantano, J. (Cimaglia, B. kick), 16-78 7:42 7 - 7
00:09 UT - Chandler, T. 31 yd run (Cimaglia, B.), 5-46 1:58 7 - 14

2nd Quarter

03:11 GSU - McCoy, C. 17 yd pass from Ellington, D. (Wright, B. kick), 16-81 6:32 14 - 14
00:00 UT - Cimaglia, B. 19 yd field goal, 12-73 3:11 14 - 17

3rd Quarter

10:30 GSU - Payne, A. 6 yd pass from Ellington, D. (Wright, B. kick), 9-75 4:30 21 - 17
03:32 UT - Cimaglia, B. 48 yd field goal, 7-19 3:01 21 - 20

4th Quarter

12:05 UT - Cimaglia, B. 31 yd field goal, 5-62 2:16 21 - 23
08:56 GSU - Barnett, T. 19 yd run (Wright, B. kick), 9-75 3:09 28 - 23
04:45 GSU - Ellington, D. 22 yd run (Wright, B. kick), 5-39 2:25 35 - 23
02:37 GSU - Wright, B. 48 yd field goal, 4-5 1:37 38 - 23
00:02 UT - Jennings, J. 18 yd pass from Guarantano, J. (Cimaglia kick), 5-69 0:53 38 - 30

	GSU	UT
SCORE	38	30
FIRST DOWNS	24	21
RUSHES-YARDS (NET)	53-213	31-93
PASSING YDS (NET)	139	311
PASSES ATT-COMP-INT	11-24-0	26-40-1
TOTAL OFFENSE PLAYS-YARDS	77-352	71-404
FUMBLE RETURNS-YARDS	0-0	0-0
PUNT RETURNS-YARDS	0-0	1-35
KICKOFF RETURNS-YARDS	0-0	3-72
INTERCEPTION RETURNS-YARDS	1-0	0-0
PUNTS (NUMBER-AVG)	3-37.3	1-47.0
FUMBLES-LOST	1-1	4-2
PENALTIES-YARDS	5-31	3-24
POSSESSION TIME	30:34	29:26
THIRD-DOWN CONVERSIONS	10 OF 17	8 OF 13
FOURTH-DOWN CONVERSIONS	1 OF 2	0 OF 2
RED-ZONE SCORES-CHANCES	4-5	4-4
SACKS BY: NUMBER-YARDS	4-36	2-17

RUSHING: GSU-BARNETT, TRA 21-95; ELLINGTON, DAN 14-61; PAIGE, SETH 11-40; GENTRY, DEVIN 1-15; COATES, DESTIN 5-4; TEAM 1-MINUS 2
TENNESSEE-TY CHANDLER 6-48; ERIC GRAY 7-29; TIM JORDAN 7-16; RAMEL KEYTON 1-10; JARRETT GUARANTANO 10-MINUS 10.

PASSING: GSU-ELLINGTON, DAN 11-24-0-139. TENNESSEE-JARRETT GUARANTANO 26-40-1-311.

RECEIVING: GSU-MCCOY, CORNELIUS 3-43; CARTER, ROGERS 2-33; PAYNE, AUBRY 2-17; DIXON, TERRANCE 1-14; GENTRY, DEVIN 1-14; BARNETT, TRA 1-12; PINCKNEY, SAM 1-6
TENNESSEE-JAUAN JENNINGS 7-108; ERIC GRAY 6-51; DOM WOOD-ANDERSON 3-79; MARQUEZ CALLAWAY 3-46; JOSH PALMER 3-17; TY CHANDLER 1-4; CEDRIC TILLMAN 1-3; TIM JORDAN 1-3; AUSTIN POPE 1-0.



GAME 2
BYU
Tennessee

29
26

September 7 | Neyland Stadium | Knoxville, Tenn. | 7:05 p.m. ET | Attendance: 92,475

KNOXVILLE, TENN. – Despite 154 rushing yards from junior Ty Chandler and a career-high-tying two receiving touchdowns from senior Jauan Jennings, Tennessee fell, 29-26, in double-overtime to BYU Saturday at Neyland Stadium.

With less than a minute remaining in regulation, BYU drove 68 yards in five plays before Jake Oldroyd nailed the game-tying field goal with one second left on the clock.

In the first overtime, the teams traded touchdowns, with BYU scoring first and the Vols responding with a 13-yard strike from Jarrett Guarantano to Jennings to knot the score at 23-23.

In double-overtime, the Vols settled for a field goal following a three-and-out. On BYU's drive, Ty'Son Williams pushed his way into the endzone to clinch the 29-26 victory for the Cougars.

Tennessee kicker Brent Cimaglia tied a career-high with four made field goals, upping his season total to seven made tries on seven attempts.

On the defensive side of the ball, the Vols held BYU less than 300 yards of total offense in regulation, while tallying four sacks and six tackles for loss on the night.

Junior LaTrell Bumphus, had a stand out performance with two sacks, while junior Theo Jackson led UT with nine total tackles.

	1	2	3	4	OT 1	OT 2	Final
BYU	3	0	7	6	7	6	29
Tennessee	7	6	0	3	7	3	26

SCORING SUMMARY

1st Quarter

04:53 UT - Jennings, J. 5 yd pass from Guarantano, J. (Cimaglia, B. kick), 15-80 7:15 0 - 7
00:19 BYU - Oldroyd, J. 31 yd field goal, 10-61 4:34 3 - 7

2nd Quarter

06:22 UT - Cimaglia, B. 51 yd field goal, 9-29 5:05 3 - 10
00:21 UT - Cimaglia, B. 39 yd field goal, 6-64 1:27 3 - 13

3rd Quarter

12:47 BYU - Williams, T. 16 yd run (Oldroyd, J. kick), 3-20 1:20 10 - 13

4th Quarter

11:41 UT - Cimaglia, B. 22 yd field goal, 14-77 6:46 10 - 16

07:18 BYU - Oldroyd, J. 42 yd field goal, 10-50 4:23 13 - 16

00:01 BYU - Oldroyd, J. 33 yd field goal, 5-68 1:00 16 - 16

Overtime

15:00 BYU - Shumway, T. 14 yd pass from Wilson, Z. (Oldroyd kick), 3-25 0:00 23 - 16

15:00 UT - Jennings, J. 13 yd pass from Guarantano, J. (Cimaglia kick), 6-25 0:00 23 - 23

15:00 UT - Cimaglia, B. 40 yd field goal, 4-2 0:00 23 - 26

15:00 BYU - Williams, T. 5 yd run, 3-25 0:00 29 - 26

	BYU	UT
SCORE	29	26
FIRST DOWNS	18	20
RUSHES-YARDS (NET)	30-107	49-242
PASSING YDS (NET)	232	176
PASSES ATT-COMP-INT	19-30-0	17-28-1
TOTAL OFFENSE PLAYS-YARDS	60-339	77-418
FUMBLE RETURNS-YARDS	0-0	0-0
PUNT RETURNS-YARDS	1-0	1-4
KICKOFF RETURNS-YARDS	0-0	2-20
INTERCEPTION RETURNS-YARDS	1-20	0-0
PUNTS (NUMBER-AVG)	6-43.7	3-45.7
FUMBLES-LOST	1-0	0-0
PENALTIES-YARDS	7-63	6-50
POSSESSION TIME	26:01	33:59
THIRD-DOWN CONVERSIONS	5 OF 13	5 OF 16
FOURTH-DOWN CONVERSIONS	0 OF 0	1 OF 3
RED-ZONE SCORES-CHANCES	5-5	3-4
SACKS BY: NUMBER-YARDS	1-6	4-18

RUSHING: BYU-WILLIAMS, TY'SON 17-92; ESUKPA, EMMANUEL 3-17; HIFO, ALEVA 1-13; KATOA, LOPINI 2-2; WILSON, ZACH 6-MINUS 6; TEAM 1-MINUS 11.
TENNESSEE-TY CHANDLER 26-154; ERIC GRAY 17-77; JACQUEZ JONES 1-9; JAUAN JENNINGS 1-2; JARRETT GUARANTANO 3-0; JOSH PALMER 1-0.

PASSING: BYU-WILSON, ZACH 19-29-0-232. TENNESSEE-JARRETT GUARANTANO 17-28-1-176.

RECEIVING: BYU-SIMON, MICAH 7-127; WILLIAMS, TY'SON 3-8; BUSHMAN, MATT 3-40; HIFO, ALEVA 2-15; ROMNEY, GUNNER 2-15; KATOA, LOPINI 1-15; SHUMWAY, TALON 1-14; MILNE, DAX 1-MINUS 2.
TENNESSEE-JAUAN JENNINGS 4-88; JOSH PALMER 4-56; MARQUEZ CALLAWAY 4-22; ERIC GRAY 2-5; TY CHANDLER 2-0; DOM WOOD-ANDERSON 1-5.

GAME RECAPS



GAME 3
Chattanooga
Tennessee

0
45

September 14 | Neyland Stadium | Knoxville, Tenn. | 12:03 p.m. ET | Attendance: 86,208

KNOXVILLE, TENN. – A dominant performance in all three phases propelled Tennessee to a 45-0 victory over Chattanooga at Neyland Stadium Saturday.

"It's really nice for these guys. We got a good win and got five turnovers today, which was very important. We didn't turn the ball over, which was probably the difference in the game," head coach Jeremy Pruitt said. "We created some opportunities in special teams and with the turnovers, we were able to keep them out of the end zone. I don't know how many guys we played, but we had the opportunity to play a whole lot of guys. That was good for those guys. We definitely improved from last week to this week. It was a good day. We've got to be more consistent on both sides of the ball and we'll do that the more these guys get an opportunity to play."

Tennessee outgained UTC 360-227 in total yards, forced five turnovers and was a perfect 4-for-4 in the red zone– with three of those possessions resulting in touchdowns.

Junior quarterback Jarrett Guarantano tossed a career-high three touchdown passes—all coming in the first half—and accounted for 142 yards through the air while completing seven of eight pass attempts.

The Vols spread the wealth all afternoon, with five separate running backs gaining 20 or more yards on the ground, along with eight different receivers hauling in at least one catch.

	1	2	3	4	Final
Chattanooga	0	0	0	0	0
Tennessee	21	17	7	0	45

SCORING SUMMARY

1st Quarter

12:16 UT - Chandler, T. 13 yd run (Cimaglia, B. kick), 6-41 2:44 0 - 7
 10:52 UT - Johnson, B. 24 yd blocked punt return (Cimaglia, B. kick) 0 - 14
 08:36 UT - Jennings, J. 12 yd pass from Guarantano, J. (Cimaglia, B.), 3-16 1:17 0 - 21

2nd Quarter

12:01 UT - Marquez, C. 39 yd pass from Guarantano, J. (Cimaglia, B. kick), 6-89 2:59 0 - 28
 05:22 UT - Tillman, C. 28 yd pass from Guarantano, J. (Cimaglia, B. kick) 9-82 5:06 0 - 35
 00:41 UT - Cimaglia, B. 34 yd field goal, 11-39 2:53 0 - 38

3rd Quarter

12:20 UT - Maurer, B. 6 yd run (Cimaglia, B. kick), 3-25 1:17 0 - 45

	UTC	UT
SCORE	0	45
FIRST DOWNS	15	22
RUSHES-YARDS (NET)	44-151	38-195
PASSING YDS (NET)	76	165
PASSES ATT-COMP-INT	9-26-4	10-19-0
TOTAL OFFENSE PLAYS-YARDS	70-227	57-360
FUMBLE RETURNS-YARDS	0-0	0-0
PUNT RETURNS-YARDS-TD	1-2-0	1-40-1
KICKOFF RETURNS-YARDS-TD	0-0-0	1-58-0
INTERCEPTION RETURNS-YARDS	0-0	4-28
PUNTS (NUMBER-AVG)	3-31.0	2-57.0
FUMBLES-LOST	2-1	0-0
PENALTIES-YARDS	4-49	5-65
POSSESSION TIME	33:13	26:47
THIRD-DOWN CONVERSIONS	6 OF 17	4 OF 10
FOURTH-DOWN CONVERSIONS	1 OF 4	1 OF 3
RED-ZONE SCORES-CHANCES	0-3	4-4
SACKS BY: NUMBER-YARDS	0-0	0-0

RUSHING: UTC-ELIJAH IBITOKUN-HANKS 15-85; AILYM FORD 15-41; NICK TIANO 2-15; JEFFREY WOOD II 8-14; DRAYTON ARNOLD 2-9; TEAM 2-MINUS 13
 TENNESSEE-TY CHANDLER 10-46; TIM JORDAN 5-33; ERIC GRAY 8-32; FRED ORR 7-32; CHIP OMER 2-24; BRIAN MAURER 4-16; JAMES CHRISTIAN 2-12.

PASSING: UTC-NICK TIANO 4-16-2-40; DRAYTON ARNOLD 5-10-2-36
 TENNESSEE-JARRETT GUARANTANO 7-8-0-142; J.T. SHROUT 3-9-0-23; BRIAN MAURER 0-2-0-0.

RECEIVING: UTC-CHRIS JAMES 2-18; LAMERIC TUCKER 1-15; DEMARCUS WILLIAMS 1-11; ANDREW MANNING 1-9; JUWAN TYUS 1-8; BRYCE NUNNELLY 1-7; KANORE MCKINNON 1-7; GAGE UPSHAW 1-1.
 TENNESSEE-MARQUEZ CALLAWAY 2-59; CEDRIC TILLMAN 2-38; PRINCETON FANT 1-19; JOSH PALMER 1-18; JAUAN JENNINGS 1-12; BRANDON JOHNSON 1-9; DOM WOOD-ANDERSON 1-6; ERIC GRAY 1-4.

GAME RECAPS



GAME 4
Tennessee
Florida

3
34

September 21 | Ben Hill Griffin Stadium | Gainesville, Fla. | 12:02 p.m. ET | Attendance: 82,776

GAINESVILLE, FLA. – Despite a third quarter that saw Tennessee force two turnovers and record a pair of sacks, the Vols fell to the No. 9/8 Florida Gators 34-3 on Saturday afternoon in Ben Hill Griffin Stadium in their SEC opener.

The UT defense completed the afternoon forcing three turnovers.

Senior linebacker Daniel Bituli recorded a game-high two sacks. His first sack of the season forced a Kyle Trask fumble, the first of his career, which was recovered by freshman Henry To'o To'o at the UF 19-yard line.

Bituli and To'o To'o had eight tackles each to lead the Vols.

In the secondary, Theo Jackson and Alonte Taylor recorded their first career interceptions in the third quarter. Taylor's came off a pass-breakup from Jackson.

Though the Vols struggled offensively, Jennings had a milestone day. UT's opening drive saw Jennings become the 22nd Vol to reach the 100-reception milestone. The catch came on a six-yard toss from Guarantano. Jennings finished the game with seven catches for 73 yards. He is now tied for 16th on the Vols' all-time reception list with 106 catches.

Quavaris Crouch recorded his first career carry in the third quarter, going four yards for a first down.

	1	2	3	4	Final
Tennessee	0	0	3	0	3
Florida	7	10	7	10	34

SCORING SUMMARY

1st Quarter

12:44 UF - Pitts, K. 19 yd pass from Trask, K. (McPherson, E. kick), 5-75 2:16 0 - 7

2nd Quarter

10:02 UF - McPherson, E. 22 yd field goal, 6-41 2:08 0 - 10
 00:00 UF - Perine, L. 1 yd run (McPherson, E. kick) 9-61 4:56 0 - 17

3rd Quarter

11:24 UT - Cimaglia, B. 40 yd field goal, 11-52 3:36 3 - 17
 09:11 UF - Swain, F. 29 yd pass from Trask, K. (McPherson, E. kick), 6-75 2:13 3 - 24

4th Quarter

11:31 UF - Pierce, D. 10 yd run (McPherson, E. kick), 8-64 3:20 3 - 31
 02:21 UF - McPherson, E. 37 yd field goal, 14-46 7:03 3 - 34

	UT	UF
SCORE	3	34
FIRST DOWNS	12	25
RUSHES-YARDS (NET)	27-88	37-128
PASSING YDS (NET)	151	313
PASSES ATT-COMP-INT	14-28-3	24-34-2
TOTAL OFFENSE PLAYS-YARDS	55-239	71-441
FUMBLE RETURNS-YARDS	0-0	0-0
PUNT RETURNS-YARDS-TD	1-0-0	1-10-0
KICKOFF RETURNS-YARDS-TD	0-0-0	0-0-0
INTERCEPTION RETURNS-YARDS	2-0	3-0
PUNTS (NUMBER-AVG)	5-39.4	1-43.0
FUMBLES-LOST	1-1	1-1
PENALTIES-YARDS	7-75	5-44
POSSESSION TIME	25:46	34:14
THIRD-DOWN CONVERSIONS	4 OF 13	5 OF 12
FOURTH-DOWN CONVERSIONS	0 OF 0	2 OF 3
RED-ZONE SCORES-CHANCES	1-2	5-5
SACKS BY: NUMBER-YARDS	2-9	4-9

RUSHING: TENNESSEE-TY CHANDLER 10-34; ERIC GRAY 6-27; TIM JORDAN 3-16; JARRETT GUARANTANO 4-6; QUVARIS CROUCH 1-4; BRIAN MAURER 3-1
 FLORIDA-LAMICAL PERINE 14-62; DAMEON PIERCE 11-39; MALIK DAVIS 6-20; JACOB COPELAND 1-8; EMORY JONES 1-5; KYLE TRASK 4-MINUS 6.

PASSING: TENNESSEE-JARRETT GUARANTANO 12-17-2-107; BRIAN MAURER 4-11-1-44
 FLORIDA-KYLE TRASK 20-28-2-293; EMORY JONES 4-6-20-0.

RECEIVING: TENNESSEE-JAUAN JENNINGS 7-73; JOSH PALMER 2-24; MARQUEZ CALLAWAY 1-27; BRANDON JOHNSON 1-22; AUSTIN POPE 1-5; TIM JORDAN 1-2; BRIAN MAURER 1-MINUS 2
 FLORIDA-KYLE PITTS 4-62; VAN JEFFERSON 4-31; FREDDIE SWAIN 3-67; TYRRE CLEVELAND 3-43; MALIK DAVIS 3-17; TREVON GRIMES 2-60; JACOB COPELAND 2-22; JOSH HAMMOND 1-10; LAMICAL PERINE 1-1; DAMEON PIERCE 1-0

GAME RECAPS



GAME 5
Georgia
Tennessee

43
14

October 5 | Neyland Stadium | Knoxville, Tenn. | 7:06 p.m. ET | Attendance: 92,709

KNOXVILLE, TENN. – Tennessee took a 14-10 second-quarter lead over No. 3 Georgia behind gritty play from true freshman quarterback Brian Maurer before falling, 43-14, in front of a crowd of 92,709 Saturday night at Neyland Stadium.

In his first career start for the Vols (1-4/0-2 SEC), Maurer completed 14 of 28 passes for 259 yards and two touchdowns. The Ocala, Fla., native connected on 10 of 21 attempts in the first half for 205 yards and two TDs, propelling UT to a four-point lead with 14:57 to go in the second stanza.

Redshirt senior Jauan Jennings turned in a career-high 114 yards receiving and tied his career best with seven receptions. He eclipsed the 100-yard mark for the fourth time as a Vol. Senior Marquez Callaway posted his second career 100-yard receiving game, hauling in three balls for 105 yards and a touchdown.

The efforts by Jennings and Callaway gave Tennessee a pair of 100-yard receivers in a game for the first time since Nov. 10, 2012. On that date, Justin Hunter and Mychal Rivera accomplished that feat vs. Missouri.

Georgia (5-0/2-0 SEC) stayed unbeaten behind junior quarterback Jake Fromm, who completed 24 of 29 passes for 288 yards and two touchdowns and helped the Bulldog offense win the time of possession battle 36:28 to 23:32.

	1	2	3	4	Final
Georgia	10	16	3	14	43
Tennessee	7	7	0	0	14

SCORING SUMMARY

1st Quarter

07:07 UGA - Swift, D. 1 yd run (Blankenship, R. kick), 12-84 6:51	7 - 0
06:25 UT - Callaway, M. 73 yd pass from Maurer, B. (Cimaglia, B. kick), 2-75 0:42	7 - 7
02:34 UGA - UGA Blankenship, R. 50 yd field goal, 7-43 3:51	10 - 7

2nd Quarter

14:57 UT - Jennings, J. 12 yd pass from Maurer, B. (Cimaglia, B. kick), 10-75 2:37	10 - 14
11:31 UGA - Blankenship, R. 34 yd field goal, 8-58 3:26	13 - 14
01:59 UGA - Cager, L. 3 yd pass from Fromm, J. (Blankenship, R. kick), 6-60 2:03	20 - 14
00:09 UGA - Pickens, G. 7 yd pass from Fromm, J. (Fromm, J. pass failed), 5-70 0:50	26 - 14

3rd Quarter

07:03 UGA - Blankenship, R. 27 yd field goal, 7-43 3:34	29 - 14
---	---------

4th Quarter

08:02 UGA - Herrien, B. 1 yd run (Blankenship, R. kick), 10-75 6:04	36 - 14
04:39 UGA - Crowder, T. 60 yd fumble recovery (Blankenship, R. kick)	43 - 14

	UGA	UT
SCORE	43	14
FIRST DOWNS	26	20
RUSHES-YARDS (NET)	41-238	29-70
PASSING YDS (NET)	288	273
PASSES ATT-COMP-INT	24-29-0	15-33-1
TOTAL OFFENSE PLAYS-YARDS	70-526	62-343
FUMBLE RETURNS-YARDS-TD	1-60-1	0-0
PUNT RETURNS-YARDS-TD	1-6-0	0-0-0
KICKOFF RETURNS-YARDS-TD	0-0-0	0-0-0
INTERCEPTION RETURNS-YARDS-TD	1-0-0	0-0-0
PUNTS (NUMBER-AVG)	2-35.5	5-33.4
FUMBLES-LOST	0-0	2-1
PENALTIES-YARDS	11-107	6-51
POSSESSION TIME	36:28	23:32
THIRD-DOWN CONVERSIONS	5 OF 11	5 OF 12
FOURTH-DOWN CONVERSIONS	0 OF 1	0 OF 1
RED-ZONE SCORES-CHANCES	6-6	1-2
SACKS BY: NUMBER-YARDS	3-22	0-0

RUSHING: UGA-BRIAN HERRIEN 11-88; D'ANDRE SWIFT 17-72; ZAMIR WHITE 7-57; TYLER SIMMONS 3-19; JAKE FROMM 1-5; TEAM 2-MINUS 3
TENNESSEE-TIM JORDAN 9-47; TY CHANDLER 7-38; JARRETT GUARANTANO 1-9; ERIC GRAY 5-5; BRIAN MAURER 7-MINUS 29.

PASSING: UGA-JAKE FROMM 24-29-0-288
TENNESSEE-BRIAN MAURER 14-28-1-259; JARRETT GUARANTANO 1-5-0-14.

RECEIVING: UGA-LAWRENCE CAGER 5-58; D'ANDRE SWIFT 4-72; TYLER SIMMONS 3-26; GEORGE PICKENS 3-23; DEMETRIS ROBERTSON 2-61; ELI WOLF 2-18; MATT LANDERS 2-17; JAMES COOK 2-12; BRIAN HERRIEN 1-1
TENNESSEE-JAUAN JENNINGS 7-114; MARQUEZ CALLAWAY 3-105; DOM WOOD-ANDERSON 2-30; TIM JORDAN 1-11; AUSTIN POPE 1-10; TY CHANDLER 1-3.

2019 STATISTICS

OVERALL: 1-4

SEC: 0-2

HOME: 1-3

AWAY: 0-1

NEUTRAL: 0-0

SCHEDULE & RESULTS

Date	UT (rank)	Opponent	TV	Site	Time/Result	Attend.	Top Rusher	Top Passer (C-A-Y-TD)	Top Receiver (Yds)	Top Tackler
Aug. 31	--	vs. Georgia St.	ESPNU	Knoxville	L, 38-30	85,503	T. Chandler (6-48-1)	J. Guarantano (26-40-311-1)	J. Jennings (7-108)	Two tied (7)
Sept. 7	--	vs. BYU	ESPN	Knoxville	L, 29-26 (2OT)	92,475	T. Chandler (26-154-0)	J. Guarantano (17-28-176-2)	J. Jennings (4-88)	T. Jackson (9)
Sept. 14	--	vs. Chattanooga	SECN	Knoxville	W, 45-0	86,208	T. Chandler (10-46-1)	J. Guarantano (7-8-142-3)	M. Callaway (2-59)	S. Reid (7)
Sept. 21	--	at #9/8 Florida	ESPN	Gainesville	L, 34-3	82,776	T. Chandler (10-34-0)	J. Guarantano (10-17-107-0)	J. Jennings (7-73)	Two tied (8)
Oct. 5		vs. #3/3 Georgia	ESPN	Knoxville	7 p.m. ET	92,709	T. Jordan (9-47-0)	B. Maurer (14-28-259-2)	J. Jennings (7-114)	N. Warrior (10)
Oct. 12		vs. Mississippi St.	SECN	Knoxville	12 p.m. ET					
Oct. 19		at Alabama	TBA	Tuscaloosa	TBA					
Oct. 26		vs. South Carolina	TBA	Knoxville	TBA					
Nov. 2		vs. UAB	TBA	Knoxville	TBA					
Nov. 9		at Kentucky	TBA	Lexington	TBA					
Nov. 23		at Missouri	TBA	Columbia	TBA					
Nov. 30		vs. Vanderbilt	TBA	Knoxville	TBA					

Rankings listed (AP/Coaches/CFP) HC=Homecoming *SEC

TEAM STATISTICS

TEAM STATISTICS	UT	OPP
SCORING	118	144
Points Per Game	23.6	28.8
Points Off Turnovers	20	41
FIRST DOWNS	95	108
Rushing	42	49
Passing	43	51
Penalty	10	8
RUSHING YARDAGE	688	837
Yards gained rushing	796	942
Yards lost rushing	108	105
Rushing Attempts	174	205
Average Per Rush	4.0	4.1
Average Per Game	137.6	167.4
TDs Rushing	3	9
PASSING YARDAGE	1076	1048
Comp-Att-Int	82-148-6	87-143-6
Average Per Pass	7.3	7.3
Average Per Catch	13.1	12.0
Average Per Game	215.2	209.6
TDs Passing	9	7
TOTAL OFFENSE	1764	1885
Total Plays	322	348
Average Per Play	5.5	5.4
Average Per Game	352.8	377.0
KICK RETURNS: #-Yards	6-150	0-0
PUNT RETURNS: #-Yards	4-71	4-18
INT RETURNS: #-Yards	6-28	6-20
KICK RETURN AVERAGE	25.0	0.0
PUNT RETURN AVERAGE	17.8	4.5
INT RETURN AVERAGE	4.7	3.3
FUMBLES-LOST	7-4	5-3
PENALTIES-Yards	27-265	32-294
Average Per Game	53.0	58.8
PUNTS-Yards	16-662	15-581
Average Per Punt	41.4	38.7
Net punt average	39.0	32.7
KICKOFFS-Yards	23-1485	28-1660
Average Per Kick	64.6	59.3
Net kick average	40.7	38.8
TIME OF POSSESSION/Game	27:54	32:06
3RD-DOWN Conversions	26/64	30/69
3rd-Down Pct	41%	43%
4TH-DOWN Conversions	2/9	4/10
4th-Down Pct	22%	40%
SACKS BY-Yards	8-44	12-73
MISC YARDS	0	0
TOUCHDOWNS SCORED	13	17
FIELD GOALS-ATTEMPTS	9-10	9-9
ON-SIDE KICKS	0-1	0-0
RED-ZONE SCORES	(13-16) 81%	(20-24) 83%
RED-ZONE TOUCHDOWNS	(8-16) 50%	(14-24) 58%
PAT-ATTEMPTS	(13-13) 100%	(15-15) 100%
ATTENDANCE	356895	82776
Games/Avg Per Game	4/89224	1/82776
Neutral Site Games		0/0

SCORE BY QUARTERS

	1st	2nd	3rd	4th	OT	Total
Tennessee	49	33	13	13	10	118
Opponents	27	33	24	47	13	144

RUSHING

Name	GP	Att	Gain	Loss	Net	Avg	TD	Long	Avg/G
Ty Chandler	5	59	332	12	320	5.4	2	53	64.0
Eric Gray	5	43	179	9	170	4.0	0	16	34.0
Tim Jordan	4	24	119	7	112	4.7	0	17	28.0
Fred Orr	2	7	32	0	32	4.6	0	12	16.0
Chip Omer	1	2	24	0	24	12.0	0	18	24.0
James Christian	1	2	12	0	12	6.0	0	7	12.0
Ramel Keyton	4	1	10	0	10	10.0	0	10	2.5
Jacquez Jones	3	1	9	0	9	9.0	0	9	3.0
Jarrett Guarantano	5	18	51	46	5	0.3	0	9	1.0
Quavaris Crouch	5	1	4	0	4	4.0	0	4	0.8
Jauan Jennings	5	1	2	0	2	2.0	0	2	0.4
Josh Palmer	5	1	0	0	0	0.0	0	0	0.0
Brian Maurer	3	14	22	34	-12	-0.9	1	8	-4.0
Total	5	174	796	108	688	4.0	3	53	137.6
Opponents	5	205	942	105	837	4.1	9	40	167.4

PASSING

Name	GP	Rating	Comp-Att-Int	Pct	Yds	TD	Lng	Avg/G
Jarrett Guarantano	5	141.94	61-98-4	62.2	750	7	54	150.0
Brian Maurer	3	112.32	18-41-2	43.9	303	2	73	101.0
J.T. Shrout	1	54.80	3-9-0	33.3	23	0	10	23.0
Total	5	128.44	82-148-6	55.4	1076	9	73	215.2
Opponents	5	130.16	87-143-6	60.8	1048	7	64	209.6

RECEIVING

Name	GP	Rec	Yds	Avg	TD	Long	Avg/G
Jauan Jennings	5	26	395	15.2	5	51	79.0
Marquez Callaway	5	13	259	19.9	3	73	51.8
Josh Palmer	5	10	115	11.5	0	18	23.0
Eric Gray	5	9	60	6.7	0	14	12.0
Dom Wood-Anderson	5	7	120	17.1	0	54	24.0
Ty Chandler	5	4	7	1.8	0	4	1.4
Cedric Tillman	5	3	41	13.7	1	28	8.2
Tim Jordan	4	3	16	5.3	0	11	4.0
Austin Pope	5	3	15	5.0	0	10	3.0
Brandon Johnson	4	2	31	15.5	0	22	7.8
Princeton Fant	1	1	19	19.0	0	19	19.0
Brian Maurer	3	1	-2	-2.0	0	0	-0.7
Total	5	82	1076	13.1	9	73	215.2
Opponents	5	87	1048	12.0	7	64	209.6

2019 STATISTICS

PUNT RETURNS

Name	Ret	Yds	Avg	TD	Long
Marquez Callaway	3	31	10.3	0	30
Tyler Byrd	1	16	16.0	0	0
Brandon Johnson	0	24	0.0	1	24
Total	4	71	17.8	1	30
Opponents	4	18	4.5	0	10

KICKOFF RETURNS

Name	Ret	Yds	Avg	TD	Long
Ty Chandler	5	148	29.6	0	58
LaTrell Bumphus	1	2	2.0	0	2
Total	6	150	25.0	0	58
Opponents	0	0	0.0	0	0

FUMBLE RETURNS

Name	Ret	Yds	Avg	TD	Long
Total	0	0	0.0	0	0
Opponents	1	60	60.0	1	60

INTERCEPTIONS

Name	No.	Yds	Avg	TD	Long
Jeremy Banks	2	6	3.0	0	6
Theo Jackson	1	0	0.0	0	0
Nigel Warrior	1	22	22.0	0	22
Kenney Solomon	1	0	0.0	0	0
Alontae Taylor	1	0	0.0	0	0
Total	6	28	4.7	0	22
Opponents	6	20	3.3	0	20

PUNTING

Name	Punts	Yds	Avg	Lg	TB	FC	I20	50+	Blkd
Joe Doyle	14	567	40.5	55	1	8	4	3	0
Paxton Brooks	2	95	47.5	59	0	0	0	1	0
Total	16	662	41.4	59	1	8	4	4	0
Opponents	15	581	38.7	55	1	2	5	4	1

KICKOFFS

Name	KO	YDS	AVG	TB	OB
Paxton Brooks	23	1485	64.6	22	1
Total	23	1485	64.6	22	1
Opponents	28	1660	59.3	17	0

FIELD GOALS

■ FIELD GOAL SEQUENCE BY PLAYER

Name	FGM-FGA	Pct.	1-19	20-29	30-39	40-49	50+	Lg	Blk
Brent Cimaglia	9-10	90.0	1-1	1-1	3-3	3-4	1-1	51	0

■ FIELD GOAL SEQUENCE BY GAME

	Tennessee	Opponents
Ga. State	(19),(48),(31)	(48)
BYU	(51),(39),(22),(40)	(31),(42),(33)
Chattanooga	(34)	-
Florida	(40)	(22),(37)
Georgia	47	(50),(34),(27)

Numbers in (parentheses) indicate field goal was made

* Indicates field goal was blocked

SCORING

Name	TD	FGs	PAT Kick	PAT Rush	PAT Rcv	PAT Pass	PAT DXP	Saf	Pts
Brent Cimaglia	0	9-10	13-13	0-0	0	0-0	0	0	40
Jauan Jennings	5	0-0	0-0	0-0	0	0-0	0	0	30
Marquez Callaway	3	0-0	0-0	0-0	0	0-0	0	0	18
Ty Chandler	2	0-0	0-0	0-0	0	0-0	0	0	12
Cedric Tillman	1	0-0	0-0	0-0	0	0-0	0	0	6
Brandon Johnson	1	0-0	0-0	0-0	0	0-0	0	0	6
Brian Maurer	1	0-0	0-0	0-0	0	0-0	0	0	6
Total	13	9-10	13-13	0-0	0	0-0	0	0	118
Opponents	17	9-9	15-15	0-0	0	0-1	0	0	144

ALL-PURPOSE

Name	GP	Rush	Rec	PR	KR	IR	Tot	Avg/G
Ty Chandler	5	320	7	0	148	0	475	95.0
Jauan Jennings	5	2	395	0	0	0	397	79.4
Marquez Callaway	5	0	259	31	0	0	290	58.0
Eric Gray	5	170	60	0	0	0	230	46.0
Tim Jordan	4	112	16	0	0	0	128	32.0
Dom Wood-Anderson	5	0	120	0	0	0	120	24.0
Josh Palmer	5	0	115	0	0	0	115	23.0
Brandon Johnson	4	0	31	24	0	0	55	13.8
Cedric Tillman	5	0	41	0	0	0	41	8.2
Fred Orr	2	32	0	0	0	0	32	16.0
Chip Omer	1	24	0	0	0	0	24	24.0
Nigel Warrior	5	0	0	0	0	22	22	4.4
Princeton Fant	1	0	19	0	0	0	19	19.0
Tyler Byrd	5	0	0	16	0	0	16	3.2
Austin Pope	5	0	15	0	0	0	15	3.0
James Christian	1	12	0	0	0	0	12	12.0
Ramel Keyton	4	10	0	0	0	0	10	2.5
Jacquez Jones	3	9	0	0	0	0	9	3.0
Jeremy Banks	4	0	0	0	0	6	6	1.5
Jarrett Guarantano	5	5	0	0	0	0	5	1.0
Quavaris Crouch	5	4	0	0	0	0	4	0.8
LaTrell Bumphus	5	0	0	0	2	0	2	0.4
Brian Maurer	3	-12	-2	0	0	0	-14	-4.7
Total	5	688	1076	71	150	28	2013	402.6
Opponents	5	837	1048	18	0	20	1923	384.6

TOTAL OFFENSE

Name	GP	Plays	Rush	Pass	Tot	Avg/G
Jarrett Guarantano	5	116	5	750	755	151.0
Ty Chandler	5	59	320	0	320	64.0
Brian Maurer	3	55	-12	303	291	97.0
Eric Gray	5	43	170	0	170	34.0
Tim Jordan	4	24	112	0	112	28.0
Fred Orr	2	7	32	0	32	16.0
Chip Omer	1	2	24	0	24	24.0
J.T. Shrout	1	9	0	23	23	23.0
James Christian	1	2	12	0	12	12.0
Ramel Keyton	4	1	10	0	10	2.5
Jacquez Jones	3	1	9	0	9	3.0
Quavaris Crouch	5	1	4	0	4	0.8
Jauan Jennings	5	1	2	0	2	0.4
Total	5	322	688	1076	1764	352.8
Opponents	5	348	837	1048	1885	377.0

2019 STATISTICS

DEFENSIVE STATISTICS

No.	Player	GP-GS	ST	AT	TT	TFL	Sacks	Int	PBU	QBH	FR-Yds	FF	Blk	Saf
26	Theo Jackson	5-4	16	17	33	1.0-2	.	1-0	2
11	Henry To'o To'o	5-5	13	19	32	2.5-7	.	.	1	3	1-0	.	.	.
18	Nigel Warrior	5-5	9	15	24	.	.	1-22	3
12	Shawn Shamburger	5-5	15	8	23	2.0-14	1.0-12
19	Darrell Taylor	5-5	11	8	19	2.0-9	1.0-5	.	2	3	1-0	.	.	.
23	Will Ignont	3-2	4	12	16	.	.	.	1	1
94	Matthew Butler	5-0	10	5	15
25	Trevon Flowers	5-1	6	9	15
90	Greg Emerson	5-5	5	9	14	1.5-4	1.0-3
35	Daniel Bituli	3-3	7	7	14	.	2.0-9	.	1	1	.	1	.	.
98	Aubrey Solomon	5-5	2	11	13	1.0-2	.	.	.	1
20	Bryce Thompson	2-2	7	5	12	.	.	.	1
88	LaTrell Bumphus	5-4	6	5	11	2.0-10	2.0-10	.	.	.	1-0	.	.	.
21	Shanon Reid	4-0	2	9	11
27	Quavaris Crouch	5-0	5	6	11	.	.	.	2	3
2	Alontae Taylor	5-2	7	3	10	.	.	1-0	2
97	Darel Middleton	5-1	5	5	10	1
4	Warren Burrell	4-4	4	6	10
13	Deandre Johnson	5-0	3	4	7	2.0-7	1.0-5	.	.	2	.	1	.	.
95	Kivon Bennett	5-0	3	4	7	1.0-2	.	.	.	2
41	Kenneth George Jr.	5-2	4	3	7	.	.	.	3
33	Jeremy Banks	4-0	1	6	7	1.0-3	.	2-6
50	Savion Williams	5-0	4	3	7
79	Kurott Garland	5-0	1	5	6
22	Jaylen McCollough	5-0	3	2	5	1.0-2	.	.	1
30	Roman Harrison	3-0	1	3	4	1
48	Ja'Quain Blakely	5-0	3	1	4
44	Cheyenne Labruzzo	3-0	3	.	3
99	John Mincey	3-0	1	1	2
7	Romello Edwards	1-0	2	.	2
6	J.J. Peterson	5-0	.	1	1	1
10	Tyler Byrd	5-0	.	1	1	1	.
85	Cedric Tillman	5-0	1	.	1	1.0-8
17	Tyus Fields	1-0	1	.	1	1.0-1
7	Brandon Johnson	4-0	1	.	1
54	Kingston Harris	1-0	.	1	1
31	Kenney Solomon	3-0	1-0
Total		5-0	166	194	360	19-71	8-44	6-28	19	19	3-0	2	1	.
Opponents		5-0	168	130	298	28.0-98	12-73	6-20	22	4	4-60	4	.	.

TENNESSEE GIVEAWAY/TAKEAWAY

Game	Giveaway			Takeaway			Dif.
	Fum	Int	Tot	Fum	Int	Tot	
Georgia State	2	1	3	1	0	1	-2
BYU	0	1	1	0	0	0	-1
Chattanooga	0	0	0	1	4	5	+5
at Florida	1	3	4	1	2	3	-1
Georgia	1	1	2	0	0	0	-2
TOTAL	4	6	10	3	6	9	-1

INTERCEPTIONS

Name	Int	Yds	Avg	TD	Long
Jeremy Banks	2	6	3.0	0	6
Theo Jackson	1	0	0.0	0	0
Alontae Taylor	1	0	0.0	0	0
Nigel Warrior	1	22	22.0	0	22
Kenney Solomon	1	0	0.0	0	0
Total	6	28	4.7	0	22
Opponents	6	20	3.3	0	20

FUMBLES

Name	No.-Lost
Ty Chandler	2-1
Brian Maurer	2-1
Jarrett Guarantano	1-1
Eric Gray	1-1
Marquez Callaway	1-0
TOTAL	7-4

VOLS ON OPENING OFFENSIVE DRIVES

Game	1st Half	2nd Half
Georgia State	Fumble	Downs
BYU	TOUCHDOWN	Interception
Chattanooga	TOUCHDOWN	TOUCHDOWN
at Florida	Punt	Field Goal
Georgia	Punt	Punt

VOLS ON OPENING DEFENSIVE SERIES

Game	1st Half	2nd Half
Georgia State	TOUCHDOWN	TOUCHDOWN
BYU	Punt	TOUCHDOWN
Chattanooga	Punt	Downs
at Florida	TOUCHDOWN	TOUCHDOWN
Georgia	TOUCHDOWN	Punt

VOLS ON COIN FLIPS

Game	Pregame Flip	Score
Georgia State	LOST	L, 38-30
BYU	WON	L, 29-26 (2OT)
Chattanooga	WON	W, 45-0
at Florida	WON	L, 34-3
Georgia	WON	L, 43-14

VOLS ON VIDEO REVIEWS

10 Total Reviews
Reviews in UT's Favor: 6
Reviews Not in UT's Favor: 4

2019 STATISTICS

TEAM TOTALS

	Score	1st Downs	Rushing (No-Yds-TD)	Passing (C-A-Int-Yds-TD)	Total Offense (Ply-Yds)	Punts No-Avg	Fumbles No-Lost	Penalties No-Yds	KO Ret. No-Yds-TD	Punt Ret. No-Yds-TD	Int. Ret. No-Yds-TD	3rd-Dn Convs.	Time of Poss.
TENNESSEE	30	21	31-93-1	26-40-1-311-2	71-404	1-47.0	4-2	3-24	3-72-0	1-35-0	0-0-0	8-of-13	29:26
Georgia State	38	24	53-213-3	11-24-0-139-2	77-352	3-37.3	1-1	5-31	0-0-0	0-0-0	1-0-0	10-of-17	30:34
TENNESSEE	26	20	49-242-0	17-28-1-176-2	77-418	3-45.7	0-0	6-50	2-20-0	1-(-4)-0	0-0-0	5-of-16	33:59
BYU	29	18	30-107-2	19-30-0-232-1	60-339	6-43.7	1-0	7-63	0-0-0	1-0-0	1-20-0	5-of-13	26:0
TENNESSEE	45	22	38-195-2	10-19-0-165-3	57-360	2-57.0	0-0	5-65	1-58-0	1-40-1	4-28-0	4-of-10	26:47
Chattanooga	0	15	44-151-0	9-26-4-76-0	70-227	3-31.0	2-1	4-49	0-0-0	1-2-0	0-0-0	6-of-17	33:13
TENNESSEE	3	12	27-88-0	14-28-3-151-0	55-239	5-39.4	1-1	7-75	0-0-0	1-0-0	2-0-0	4-of-13	25:46
at Florida	34	25	37-128-2	24-34-2-313-2	71-441	1-43.0	1-1	5-44	0-0-0	1-10-0	3-0-0	5-of-12	34:14
TENNESSEE	14	20	29-70-0	15-33-1-273-2	62-343	5-33.4	2-1	6-51	0-0-0	0-0-0	0-0-0	5-of-12	23:32
Georgia	43	26	41-238-2	24-29-0-288-2	70-526	2-35.5	0-0	11-107	0-0-0	1-6-0	1-0-0	5-of-11	36:28

STARTING LINEUPS

Offense	TE	LT	LG	C	RG	RT	WR	WR	QB	TB	FB/TE	WR
Georgia State	D. Wood-Anderson	W. Morris	R. Johnson	B. Kennedy	R. Locklear	M. Tatum	M. Callaway	J. Palmer	J. Guarantano	T. Chandler	A. Pope	---
BYU	D. Wood-Anderson	J. Johnson	T. Smith	B. Kennedy	R. Johnson	M. Tatum	M. Callaway	J. Palmer	J. Guarantano	T. Chandler	--	J. Jennings
Chattanooga	A. Pope	W. Morris	T. Smith	B. Kennedy	D. Wright	K. Calbert	M. Callaway	J. Palmer	J. Guarantano	T. Chandler	--	J. Jennings
Georgia	A. Pope	W. Morris	T. Smith	B. Kennedy	D. Wright	K. Calbert	M. Callaway	J. Palmer	J. Guarantano	T. Chandler	--	J. Jennings
Georgia	D. Wood-Anderson	W. Morris	T. Smith	B. Kennedy	R. Locklear	D. Wright	M. Callaway	J. Palmer	B. Maurer	T. Chandler	A. Pope	--

Defense	DE	NT	DE	JACK	MLB	WLB	SAM	NICKEL	CB	S	S	CB
Georgia State	D. Middleton	G. Emerson	A. Solomon	--	W. Ignont	H. To'o To'o	D. Taylor	S. Shamburger	A. Taylor	N. Warrior	T. Flowers	W. Burrell
BYU	L. Bumphus	G. Emerson	A. Solomon	--	W. Ignont	H. To'o To'o	D. Taylor	S. Shamburger	A. Taylor	N. Warrior	T. Jackson	W. Burrell
Chattanooga	L. Bumphus	G. Emerson	A. Solomon	--	D. Bituli	H. To'o To'o	D. Taylor	S. Shamburger	K. George	N. Warrior	T. Jackson	W. Burrell
at Florida	L. Bumphus	G. Emerson	A. Solomon	--	D. Bituli	H. To'o To'o	D. Taylor	S. Shamburger	B. Thompson	N. Warrior	T. Jackson	W. Burrell
Georgia	L. Bumphus	G. Emerson	A. Solomon	--	D. Bituli	H. To'o To'o	D. Taylor	S. Shamburger	B. Thompson	N. Warrior	T. Jackson	K. George

STARTING EXPERIENCE

OFFENSE	'15	'16	'17	'18	'19	Tot	Strk
K'Rojhn Calbert, OL	.	.	.	2	2	2	.
Marquez Callaway, WR	.	.	10	12	5	27	19
Jerome Carvin, OL	.	.	.	6	.	6	.
Ty Chandler, RB	.	.	2	10	5	17	8
Jarrett Guarantano, QB	.	.	6	12	4	22	.
Jauan Jennings, WR	6	9	1	5	3	24	.
Brandon Johnson, WR	.	.	7	2	.	9	.
Jahmir Johnson, OL	.	.	.	11	1	12	.
Ryan Johnson, OL	.	.	4	12	2	18	.
Tim Jordan, RB	.	.	.	2	.	2	.
Brandon Kennedy, OL	.	.	.	1	5	6	5
Riley Locklear, OL	.	.	2	.	2	4	1
Brian Maurer, QB	1	1	1
Wanya Morris, OL	4	4	3
Josh Palmer, WR	.	.	6	8	5	19	6
Austin Pope, TE	.	.	.	1	2	4	7
Trey Smith, OL	.	.	12	7	4	23	4
Marcus Tatum, OL	.	.	3	5	2	10	.
Dom Wood-Anderson, TE	.	.	.	10	3	13	1
Darnell Wright, OL	3	3	3

DEFENSE	'15	'16	'17	'18	'19	Tot	Strk
Daniel Bituli, LB	.	.	8	10	3	21	3
Baylen Buchanan, DB	.	2	.	12	.	14	.
LaTrell Bumphus, DL	.	.	.	1	4	5	4
Warren Burrell, DB	4	4	.
Greg Emerson, DL	5	5	5
Trevon Flowers, DB	.	.	.	1	1	2	.
Kenneth George Jr., DB	2	2	1
Emmit Gooden, DL	.	.	.	1	.	1	.
Theo Jackson, DB	.	.	.	1	4	5	4
Darel Middleton, DL	1	1	.
Shawn Shamburger, DB	.	.	1	2	5	8	5
Aubrey Solomon, DL	5	5	5
Alontae Taylor, DB	.	.	.	8	2	10	.
Henry To'o To'o, LB	5	5	5
Darrell Taylor, LB	.	.	7	10	5	22	11
Bryce Thompson, DB	.	.	.	10	2	12	2
Nigel Warrior, DB	.	1	12	12	5	30	29

SPECIAL TEAMS	'17	'18	'19	Tot	Strk
Brent Cimaglia, PK	3	11	5	19	16
Joe Doyle, P	.	12	5	17	17

2019 STATISTICS

BIG PLAYS (MORE THAN 20 YARDS)

20-YARD PLUS PLAYS

BY TENNESSEE (23)

OFFENSE (18)

Yards	Type	Player(s)	Opponent
73*	Pass	Maurer to Callaway	Georgia
54	Pass	Guarantano to Wood-Anderson	Ga. State
53	Rush	Ty Chandler	BYU
51	Pass	Guarantano to Jennings	BYU
39*	Pass	Guarantano to Callaway	UTC
34	Pass	Guarantano to Jennings	Ga. State
33	Pass	Maurer to Jennings	Georgia
31*	Rush	Ty Chandler	Ga. State
28*	Pass	Guarantano to Tillman	UTC
27	Rush	Ty Chandler	BYU
27	Pass	Guarantano to Callaway	Florida
27	Pass	Guarantano to Jennings	Florida
27	Pass	Guarantano to Callaway	Ga. State
22	Pass	Maurer to Johnson	Florida
21	Pass	Maurer to Jennings	Georgia
21	Pass	Maurer to Callaway	Georgia
21	Pass	Maurer to Jennings	Georgia
20	Pass	Guarantano to Callaway	UTC

* touchdown scored on play

DEFENSE (1)

Yards	Type	Player(s)	Opponent
22	INT	Nigel Warrior	UTC

* touchdown scored on play

SPECIAL TEAMS (4)

Yards	Type	Player(s)	Opponent
58	KR	Ty Chandler	UTC
33	KR	Ty Chandler	Ga. State
30	PR	Marquez Callaway	Ga. State
24	KR	Ty Chandler	Ga. State

* touchdown scored on play

20-YARD PLUS PLAYS

BY OPPONENT (17)

OFFENSE (15)

Yards	Type	Player(s)	Opponent
64	Pass	Wilson to Simon	BYU
44	Pass	Fromm to Swift	Georgia
43	Pass	Trask to Grimes	Florida
40	Rush	Brian Herrien	Georgia
37	Rush	Ibitokun-Hanks	UTC
33	Pass	Fromm to Robertson	Georgia
29*	Pass	Trask to Swain	Florida
28	Pass	Fromm to Robertson	Georgia
28	Pass	Ellington to Carter	Ga. State
27	Pass	Wilson to Bushman	BYU
24	Pass	Trask to Swain	Florida
23	Rush	D'Andre Swift	Georgia
22*	Rush	Dan Ellington	Ga. State
21	Pass	Fromm to Cager	Georgia
21	Pass	Trask to Copeland	Florida

* touchdown scored on play

DEFENSE (2)

Yards	Type	Player(s)	Opponent
60*	FR	Tae Crowder	Georgia
20	INT	Kavika Fonua	BYU

* touchdown scored on play

SPECIAL TEAMS (0)

Yards	Type	Player(s)	Opponent
-------	------	-----------	----------

* touchdown scored on play

UT LONG PLAYS BY THE NUMBERS

Long Plays By Yards	No.	TD
100+	0	0
90-99	0	0
80-89	0	0
70-79	1	1
60-69	0	0
50-59	4	0
40-49	0	0
30-39	6	2
20-29	12	1

Long Plays By Type	No.	TD
Rushing	3	1
Passing	15	3
Punt returns	1	0
Kick returns	3	0
Interceptions	1	0
Fumble returns	0	0
Other	0	0
TOTAL	23	4

20-YARDS-PLUS BY PLAYER

Player	No.	TD	R	P	KR	PR	IR	FR
Marquez Callaway	7	2	0	6	0	1	0	0
Ty Chandler	6	1	3	0	3	0	0	0
Jauan Jennings	6	0	0	6	0	0	0	0
Cedric Tillman	1	1	0	1	0	0	0	0
Brandon Johnson	1	0	0	1	0	0	0	0
Nigel Warrior	1	0	0	0	0	0	1	0
Dom Wood-Anderson	1	0	0	1	0	0	0	0
TOTAL	23	4	3	15	3	1	1	0

20-YARDS-PLUS BY GAME

Player	No.	TD	R	P	KR	PR	IR	FR
Georgia State	7	1	1	3	2	1	0	0
BYU	3	0	2	1	0	0	0	0
Chattanooga	5	2	0	3	1	0	1	0
at Florida	3	0	0	3	0	0	0	0
Georgia	5	1	0	5	0	0	0	0
TOTAL	23	4	3	15	3	1	1	0

20-YARDS-PLUS OPPONENT BY GAME

Player	No.	TD	R	P	KR	PR	IR	FR
Georgia State	2	1	1	1	0	0	0	0
BYU	3	0	0	2	0	0	1	0
Chattanooga	1	0	1	0	0	0	0	0
at Florida	4	1	0	4	0	0	0	0
Georgia	7	1	2	4	0	0	0	1
TOTAL	17	3	4	11	0	0	1	1

TENNESSEE'S LONGEST PLAYS OF THE YEAR

Rushing	53	Ty Chandler vs. BYU (9/7)
Rushing TD	31	Ty Chandler vs. Georgia State (8/31)
Passing	73	Callaway from Maurer vs. Georgia (10/5)
Passing TD	73	Callaway from Maurer vs. Georgia (10/5)
Punt Return	30	Marquez Callaway vs. Georgia State (8/31)
Kick Return	58	Ty Chandler vs. Chattanooga (9/14)
INT Return	22	Nigel Warrior vs. Chattanooga (9/14)
Fumble Return	--	--
Field Goal	51	Brent Cimaglia vs. BYU (9/7)
Punt	59	Paxton Brooks vs. Chattanooga (9/14)

2019 STATISTICS

TENNESSEE MISCELLANEOUS STATS

RED ZONE STATS

TENNESSEE INSIDE OPPONENT RED-ZONE

Date	Opponent	Score	Times	Times	Total	TDs	Rush	Pass	FGs	FGA	---- Failed to score inside RZ ----					Game
			In RZ	Scored	Pts		TDs	TDs	Made		Downs	Int	Fumb	Half		
Aug. 31	Georgia State	L, 30-38	4	4	20	2	0	2	2	0	0	0	0	0	0	
Sept. 7	BYU	L, 26-29	4	3	17	2	0	2	1	0	1	0	0	0	0	
Sept. 14	Chattanooga	W, 45-0	4	4	24	3	2	1	1	0	0	0	0	0	0	
Sept. 21	at Florida*	L, 3-34	2	1	3	0	0	0	1	0	0	1	0	0	0	
Oct. 5	Georgia	L, 14-43	2	1	7	1	0	1	0	0	1	0	0	0	0	
Totals			16	13	71	8	2	6	5	0	2	1	0	0	0	
			13 of 16 (81.2%)													

OPPONENT INSIDE TENNESSEE RED-ZONE

Date	Opponent	Score	Times	Times	Total	TDs	Rush	Pass	FGs	FGA	---- Failed to score inside RZ ----					Game
			In RZ	Scored	Pts		TDs	TDs	Made		Downs	Int	Fumb	Half		
Aug. 31	Georgia State	L, 30-38	5	4	28	4	2	2	0	0	0	0	1	0	0	
Sept. 7	BYU	L, 26-29	5	5	26	3	2	1	2	0	0	0	0	0	0	
Sept. 14	Chattanooga	W, 45-0	3	0	0	0	0	0	0	0	1	1	1	0	0	
Sept. 21	at Florida*	L, 3-34	5	5	27	3	2	1	2	0	0	0	0	0	0	
Oct. 5	Georgia	L, 14-43	6	6	33	4	2	2	2	0	0	0	0	0	0	
Totals			24	20	114	14	8	6	6	0	1	1	2	0	0	
20 of 24 (83.3%)																

2019 STATISTICS

OFFENSIVE GAME-BY-GAME

PASSING

#2 JARRETT GUARANTANO	Att	Comp	Int	Pct	Yards	TD	Long	Sack	Yds	Effic
Georgia State	40	26	1	65.0	311	2	54	4	36	141.8
BYU	28	17	1	60.7	176	2	51	1	6	129.9
Chattanooga	8	7	0	87.5	142	3	39	0	0	360.3
at Florida	17	10	2	58.8	107	0	27	2	4	88.2
Georgia	5	1	0	20.0	14	0	14	0	0	43.5
TOTALS	98	61	4	62.2	750	7	54	7	46	141.9

#18 BRIAN MAURER	Att	Comp	Int	Pct	Yards	TD	Long	Sack	Yds	Effic
Chattanooga	2	0	0	0.0	0	0	0	0	0	0.0
at Florida	11	4	1	36.4	44	0	22	2	5	51.8
Georgia	28	14	1	50.0	259	2	73	3	22	144.1
TOTALS	41	18	2	43.9	303	2	73	5	27	112.3

#12 J.T. SHROUT	Att	Comp	Int	Pct	Yards	TD	Long	Sack	Yds	Effic
Chattanooga	9	3	0	33.3	23	0	10	0	0	54.8
TOTALS	9	3	0	33.3	23	0	10	0	0	54.8

RUSHING

Player	No-Yds/TD	GSU	BYU	UTC	UF	UGA	MSU	ALA	SC	UAB	UK	MIZZ	VANDY
Chandler,T.	59-320/2	6-48/1	26-154/0	10-46/1	10-34/0	7-38/0							
Gray,E.	43-170/0	7-29/0	17-77/0	8-32/0	6-27/0	5-5/0							
Jordan,T.	24-112/0	7-16/0	DNP	5-33/0	3-16/0	9-47/0							
Orr,F.	7-32/0	DNP	DNP	7-32/0	DNP	-							
Omer,C.	2-24/0	DNP	DNP	2-24/0	DNP	DNP							
Christian,J.	2-12/0	DNP	DNP	2-12/0	DNP	DNP							
Keyton,R.	1-10/0	1-10/0	-	-	DNP	-							
Jones,J.	1-9/0	-	1-9/0	-	DNP	DNP							
Guarantano,J.	18-5/0	10--10/0	3-0/0	-	4-6/0	1-9/0							
Crouch,Q.	1-4/0	-	-	-	1-4/0	-							
Jennings,J.	1-2/0	-	1-2/0	-	-	-							
Palmer,J.	1-0/0	-	1-0/0	-	-	-							
Maurer,B.	14--12/1	DNP	DNP	4-16/1	3-1/0	7--29/0							

RECEIVING

Player	No-Yds/TD	GSU	BYU	UTC	UF	UGA	MSU	ALA	SC	UAB	UK	MIZZ	VANDY
Jennings,J.	26-395/5	7-108/1	4-88/2	1-12/1	7-73/0	7-114/1							
Callaway,M.	13-259/3	3-46/1	4-22/0	2-59/1	1-27/0	3-105/1							
Wood-Anderson	7-120/0	3-79/0	1-5/0	1-6/0	-	2-30/0							
Palmer,J.	10-115/0	3-17/0	4-56/0	1-18/0	2-24/0	-							
Gray,E.	9-60/0	6-51/0	2-5/0	1-4/0	-	-							
Tillman,C.	3-41/1	1-3/0	-	2-38/1	-	-							
Johnson,B.	2-31/0	-	-	1-9/0	1-22/0	DNP							
Fant,P.	1-19/0	DNP	DNP	1-19/0	DNP	DNP							
Jordan,T.	3-16/0	1-3/0	DNP	-	1-2/0	1-11/0							
Pope,A.	3-15/0	1-0/0	-	-	1-5/0	1-10/0							
Chandler,T.	4-7/0	1-4/0	2-0/0	-	-	1-3/0							
Maurer,B.	1--2/0	DNP	DNP	-	1--2/0	-							

TENNESSEE SCORING DRIVES

Opponent	Plays	Yards	TOP	Result	Qtr.	Time	How Scored
Georgia St.	16	78	7:42	TD	1	4:13	Callaway 6-yd rec
Georgia St.	5	46	1:58	TD	1	0:09	Chandler 31-yd run
Georgia St.	12	73	3:11	FG	2	0:00	Cimaglia 19-yd FG
Georgia St.	7	19	3:01	FG	3	3:32	Cimaglia 48-yd FG
Georgia St.	5	62	2:16	FG	4	2:16	Cimaglia 31-yd FG
Georgia St.	5	69	0:53	TD	4	0:02	Jennings 18-yd rec
BYU	15	80	7:15	TD	1	4:53	Jennings 5-yd rec
BYU	9	29	5:05	FG	2	6:22	Cimaglia 51-yd FG
BYU	6	64	1:27	FG	2	0:21	Cimaglia 39-yd FG
BYU	14	77	6:46	FG	4	11:41	Cimaglia 22-yd FG
BYU	6	25	-	TD	OT1	N/A	Jennings 13-yd rec
BYU	4	2	-	FG	OT2	N/A	Cimaglia 40-yd FG
Chattanooga	6	41	2:44	TD	1	12:16	Chandler 13-yd run
Chattanooga	-	-	-	TD	1	10:52	B. Johnson 24-yd Blocked PR
Chattanooga	3	16	1:17	TD	1	8:36	Jennings 12-yd rec
Chattanooga	6	89	2:59	TD	2	12:01	Callaway 39-yd rec
Chattanooga	9	82	5:06	TD	2	5:22	Tillman 28-yd rec
Chattanooga	11	39	2:53	FG	2	0:41	Cimaglia 34-yd FG
Chattanooga	3	25	1:17	TD	3	12:20	Maurer 6-yd run
at Florida	11	52	3:36	FG	3	11:24	Cimaglia 40-yd FG
Georgia	2	75	0:42	TD	1	6:25	Callaway 73-yd rec
Georgia	10	75	2:37	TD	2	14:57	Jennings 12-yd rec

2019 STATISTICS

DEFENSIVE GAME-BY-GAME

TOTAL TACKLES

Player	UA-A	TOT	GSU	BYU	UTC	UF	UGA	MSU	ALA	SC	UAB	UK	MIZZOU	VANDY
Jackson,T.	16-17	33	1-5	4-5	2-1	5-1	4-5							
To'o To'o,H.	13-19	32	4-3	2-6	1-1	4-4	2-5							
Warrior,N.	9-15	24	1-3	0-4	2-0	3-1	3-7							
Shamburger,S.	15-8	23	4-2	2-5	2-0	3-0	4-1							
Taylor,D.	11-8	19	2-0	3-5	-	4-2	2-1							
Ignont,W.	4-12	16	3-4	1-7	0-1	DNP	DNP							
Butler,M.	10-5	15	-	1-0	3-1	4-1	2-3							
Flowers,T.	6-9	15	0-2	0-1	1-2	3-3	2-1							
Bituli,D.	7-7	14	DNP	DNP	2-0	3-3	2-4							
Emerson,G.	5-9	14	2-3	1-1	1-1	0-2	1-2							
Solomon,A.	2-11	13	1-5	0-2	0-2	1-1	0-1							
Thompson,B.	7-5	12	DNP	DNP	DNP	3-4	4-1							
Bumphus,L.	6-5	11	2-1	2-1	1-0	0-2	1-1							
Crouch,Q.	5-6	11	-	-	2-1	1-3	2-2							
Reid,S.	2-9	11	1-3	-	1-6	-	DNP							
Taylor,A.	7-3	10	2-1	1-1	1-1	-	3-0							
Burrell,W.	4-6	10	2-1	2-2	0-1	0-2	DNP							
Middleton,D.	5-5	10	1-2	-	-	2-1	2-2							
George,K.	4-3	7	-	-	-	0-1	4-2							
Williams,S.	4-3	7	3-2	1-1	-	-	-							
Bennett,K.	3-4	7	2-1	1-3	-	-	-							
Banks,J.	1-6	7	1-2	0-1	0-3	-	DNP							
Johnson,D.	3-4	7	2-0	-	0-3	1-1	-							
Garland,Ku. DL	1-5	6	-	0-1	1-0	0-3	0-1							
McCollough,J.	3-2	5	-	-	3-1	0-1	-							
Blakely,J.	3-1	4	1-0	-	1-1	-	1-0							
Harrison,R.	1-3	4	DNP	-	1-3	-	DNP							
Labruzzo,C.	3-0	3	-	-	3-0	DNP	DNP							
Edwards,R.	2-0	2	DNP	DNP	2-0	DNP	DNP							
Mincey,J.	1-1	2	-	-	1-1	DNP	DNP							
Byrd,T.	0-1	1	-	-	-	-	0-1							
Tillman,C.	1-0	1	-	-	1-0	-	-							
Johnson,B.	1-0	1	-	1-0	-	-	DNP							
Harris,K.	0-1	1	DNP	DNP	0-1	DNP	DNP							
Peterson,J.	0-1	1	-	-	0-1	-	-							
Fields,T.	1-0	1	DNP	DNP	1-0	DNP	DNP							

SACKS

Player	UA-A	TOT	GSU	BYU	UTC	UF	UGA	MSU	ALA	SC	UAB	UK	MIZZOU	VANDY
Bumphus,L.	2-0	2.0	-	2.0-10	-	-	-							
Bituli,D.	2-0	2.0	DNP	DNP	-	2.0-9	-							
Emerson,G.	1-0	1.0	-	1.0-3	-	-	-							
Taylor,D.	1-0	1.0	-	1.0-5	-	-	-							
Johnson,D.	1-0	1.0	1.0-5	-	-	-	-							
Shamburger,S.	1-0	1.0	1.0-12	-	-	-	-							

TACKLES FOR LOSS

Player	UA-A	TOT	GSU	BYU	UTC	UF	UGA	MSU	ALA	SC	UAB	UK	MIZZOU	VANDY
To'o To'o,H.	2-1	2.5	0.5-0	1.0-2	1.0-5	-	-							
Johnson,D.	2-0	2.0	2.0-7	-	-	-	-							
Bumphus,L.	2-0	2.0	-	2.0-10	-	-	-							
Taylor,D.	2-0	2.0	-	1.0-5	-	-	1.0-4							
Shamburger,S.	2-0	2.0	1.0-12	-	-	-	1.0-2							
Emerson,G.	1-1	1.5	0.5-1	1.0-3	-	-	-							
Jackson,T.	1-0	1.0	-	1.0-2	-	-	-							
Banks,J.	1-0	1.0	1.0-3	-	-	-	DNP							
Fields,T.	1-0	1.0	DNP	DNP	1.0-1	DNP	DNP							
Tillman,C.	1-0	1.0	-	-	1.0-8	-	-							
Bennett,K.	1-0	1.0	1.0-2	-	-	-	-							
Solomon,A.	1-0	1.0	-	-	-	1.0-2	-							
McCollough,J.	1-0	1.0	-	-	1.0-2	-	-							

2019 STATISTICS

DEFENSIVE GAME-BY-GAME

INTERCEPTION RETURNS

Player	No.-Yds	GSU	BYU	UTC	UF	UGA	MSU	ALA	SC	UAB	UK	MIZZOU	VANDY
Banks, J.	2-6	-	-	2-6	-	DNP							
Solomon, K.	1-0	DNP	DNP	1-0	-	-							
Jackson, T.	1-0	-	-	-	1-0	-							
Warrior, N.	1-22	-	-	1-22	-	-							
Taylor, A.	1-0	-	-	-	1-0	-							

FUMBLES FORCED

Player	No.	GSU	BYU	UTC	UF	UGA	MSU	ALA	SC	UAB	UK	MIZZOU	VANDY
Johnson, D.	1	1	-	-	-	-							
Bituli, D.	1	DNP	DNP	-	1	-							

FUMBLES RECOVERED

Player	No./Yds	GSU	BYU	UTC	UF	UGA	MSU	ALA	SC	UAB	UK	MIZZOU	VANDY
Taylor, D.	1	-	-	1	-	-							
To'o To'o, H.	1	-	-	-	1	-							
Bumphus, L.	1	1	-	-	-	-							

SPECIAL TEAMS GAME-BY-GAME

PUNT RETURNS

Player	No.-Yds-TD	GSU	BYU	UTC	UF	UGA	MSU	ALA	SC	UAB	UK	MIZZOU	VANDY
Callaway, M.	3-31	1-35	1--4	-	1-0	-							
Byrd, T.	1-16	-	-	1-16	-	-							

KICK RETURNS

Player	No.-Yds-TD	GSU	BYU	UTC	UF	UGA	MSU	ALA	SC	UAB	UK	MIZZOU	VANDY
Chandler, T.	5-148	3-72	1-18	1-58	-	-							
Bumphus, L.	1-2	-	1-2	-	-	-							

FIELD GOALS

Player	FG-FGA (LG)	GSU	BYU	UTC	UF	UGA	MSU	ALA	SC	UAB	UK	MIZZOU	VANDY
Cimaglia, B.	7-7 (51)	3-3 (48)	4-4 (51)	1-1 (34)	1-1 (40)	0-1							

PUNTING

Player	No.-Yds-Avg	GSU	BYU	UTC	UF	UGA	MSU	ALA	SC	UAB	UK	MIZZOU	VANDY
Doyle, J.	5-239-47.8	1-47-47.0	3-137-45.7	1-55-55.0	4-161-40.2	5-167-33.4							
Brooks, P.	1-59-59.0	-	-	1-59-59.0	1-36-36.0	-							

2019 STATISTICS

PARTICIPATION GAME-BY-GAME

PARTICIPATION

Name	GP/GS	GSU	BYU	UTC	UF	UGA	MSU	ALA	USC	UAB	UK	MIZZ	VANDY
77 Akporoghehene,C.	1/-	DNP	DNP	DNP	DNP	XXX							
33 Banks,J.	4/-	XXX	XXX	XXX	XXX	DNP							
24 Beasley,A.	1/-	DNP	DNP	DNP	DNP	XXX							
95 Bennett,K.	5/-	XXX	XXX	XXX	XXX	XXX							
35 Bituli,D.	3/3	DNP	DNP	START	START	START							
48 Blakely,J.	5/-	XXX	XXX	XXX	XXX	XXX							
37 Brooks,P.	5/-	XXX	XXX	XXX	XXX	XXX							
83 Brown,S.	1/-	DNP	DNP	XXX	DNP	DNP							
88 Bumphus,L.	5/4	XXX	START	START	START	START							
4 Burrell,W.	4/4	START	START	START	START	START							
94 Butler,M.	5/-	XXX	XXX	XXX	XXX	XXX							
10 Byrd,T.	5/-	XXX	XXX	XXX	XXX	XXX							
74 Calbert,K.	5/2	XXX	XXX	START	START	START							
1 Callaway,M.	5/5	START	START	START	START	START							
75 Carvin,J.	4/-	XXX	XXX	XXX	XXX	DNP							
8 Chandler,T.	5/5	START	START	START	START	START							
28 Christian,J.	1/-	DNP	DNP	XXX	DNP	DNP							
42 Cimaglia,B.	5/-	XXX	XXX	XXX	XXX	XXX							
86 Craig,A.	4/-	XXX	XXX	XXX	XXX	DNP							
27 Crouch,Q.	5/-	XXX	XXX	XXX	XXX	XXX							
36 Dobrucky,T.	1/-	DNP	DNP	XXX	DNP	DNP							
47 Doyle,J.	5/-	XXX	XXX	XXX	XXX	XXX							
7 Edwards,R.	1/-	DNP	DNP	XXX	DNP	DNP							
90 Emerson,G.	5/5	START	START	START	START	START							
88 Fant,P.	1/-	DNP	DNP	XXX	DNP	DNP							
17 Fields,T.	1/-	DNP	DNP	XXX	DNP	DNP							
27 Fils-aime,C.	1/-	DNP	DNP	DNP	DNP	XXX							
25 Flowers,T.	5/1	START	XXX	XXX	XXX	XXX							
38 Frerking,G.	1/-	DNP	DNP	XXX	DNP	DNP							
57 Gaddy,N.	1/-	DNP	DNP	XXX	DNP	DNP							
79 Garland,Ku.	5/-	XXX	XXX	XXX	XXX	XXX							
41 George,K.	5/2	XXX	XXX	START	XXX	START							
3 Gray,E.	5/-	XXX	XXX	XXX	XXX	XXX							
2 Guarantano,J.	5/4	START	START	START	START	START							
54 Harris,K.	1/-	DNP	DNP	XXX	DNP	DNP							
30 Harrison,R.	3/-	DNP	XXX	XXX	XXX	DNP							
23 Ignont,W.	3/2	START	START	XXX	DNP	DNP							
26 Jackson,T.	5/4	XXX	START	START	START	START							
15 Jennings,J.	5/3	XXX	START	START	START	XXX							
7 Johnson,B.	4/-	XXX	XXX	XXX	XXX	DNP							
13 Johnson,D.	5/-	XXX	XXX	XXX	XXX	XXX							
58 Johnson,J.	2/1	XXX	START	DNP	DNP	DNP							
70 Johnson,R.	5/2	START	START	XXX	XXX	XXX							
21 Jones,J.	3/-	XXX	XXX	XXX	DNP	DNP							
9 Jordan,T.	4/-	XXX	DNP	XXX	XXX	XXX							
55 Kennedy,B.	5/5	START	START	START	START	START							
80 Keyton,R.	4/-	XXX	XXX	XXX	DNP	XXX							
44 Labruzzo,C.	3/-	XXX	XXX	XXX	DNP	DNP							
50 Lampley,J.	2/-	DNP	DNP	XXX	DNP	XXX							
78 Lane,O.	1/-	DNP	DNP	DNP	DNP	XXX							
56 Locklear,R.	5/2	START	XXX	XXX	XXX	START							
46 Lovingood,R.	5/-	XXX	XXX	XXX	XXX	XXX							
18 Maurer,B.	3/1	DNP	DNP	XXX	XXX	START							
22 McCollough,J.	5/-	XXX	XXX	XXX	XXX	XXX							
14 Means,J.	3/-	XXX	DNP	XXX	DNP	XXX							
97 Middleton,D.	5/1	START	XXX	XXX	XXX	XXX							
99 Mincey,J.	3/-	XXX	XXX	XXX	DNP	DNP							
22 Montgomery,I.	1/-	DNP	DNP	DNP	DNP	XXX							
64 Morris,W.	5/4	START	XXX	START	START	START							
42 Omer,C.	1/-	DNP	DNP	XXX	DNP	DNP							
40 Orr,F.	2/-	DNP	DNP	XXX	DNP	XXX							
5 Palmer,J.	5/5	START	START	START	START	START							
6 Peterson,J.	5/-	XXX	XXX	XXX	XXX	XXX							
81 Pope,A.	5/4	START	XXX	START	START	START							
21 Reid,S.	4/-	XXX	XXX	XXX	XXX	DNP							
12 Shamburger,S.	5/5	START	START	START	START	START							
12 Shrout,J.	1/-	DNP	DNP	XXX	DNP	DNP							
51 Simmons,E.	1/-	DNP	DNP	XXX	DNP	DNP							
73 Smith,T.	5/4	XXX	START	START	START	START							
98 Solomon,A.	5/5	START	START	START	START	START							
31 Solomon,K.	3/-	DNP	DNP	XXX	XXX	XXX							
68 Tatum,M.	5/2	START	START	XXX	XXX	XXX							
2 Taylor,A.	5/2	START	START	XXX	XXX	XXX							
19 Taylor,D.	5/5	START	START	START	START	START							
20 Thompson,B.	2/2	DNP	DNP	DNP	START	START							
85 Tillman,C.	5/-	XXX	XXX	XXX	XXX	XXX							
11 To'o To'o,H.	5/5	START	START	START	START	START							
87 Warren,Ja.	2/-	DNP	XXX	XXX	DNP	DNP							
18 Warrior,N.	5/5	START	START	START	START	START							
50 Williams,S.	5/-	XXX	XXX	XXX	XXX	XXX							
4 Wood-Anderson	5/3	START	START	XXX	XXX	START							
72 Wright,D.	5/3	XXX	XXX	XXX	START	START							

Starts indicated by START; XXX-Played; DNP-Did Not Play

2019 TEAM SUPERLATIVES

TENNESSEE GAME HIGHS

Rushes	49	vs BYU (Sep 07, 2019)
Yards Rushing	242	vs BYU (Sep 07, 2019)
Yards Per Rush	5.1	vs UTC (Sep 14, 2019)
TD Rushes	2	vs UTC (Sep 14, 2019)
Pass attempts	40	vs GSU (Aug 31, 2019)
Pass completions	26	vs GSU (Aug 31, 2019)
Yards Passing	311	vs GSU (Aug 31, 2019)
Yards Per Pass	8.7	vs UTC (Sep 14, 2019)
TD Passes	3	vs UTC (Sep 14, 2019)
Total Plays	77	vs BYU (Sep 07, 2019)
Total Offense	418	vs BYU (Sep 07, 2019)
Yards Per Play	6.3	vs UTC (Sep 14, 2019)
Points	45	vs UTC (Sep 14, 2019)
Sacks By	4	vs BYU (Sep 07, 2019)
First Downs	22	vs UTC (Sep 14, 2019)
Penalties	7	at Florida (9/21/2019)
Penalty Yards	75	at Florida (9/21/2019)
Turnovers	4	at Florida (9/21/2019)
Interceptions By	4	vs UTC (Sep 14, 2019)
Punts	5	at Florida (9/21/2019)
		vs Georgia (Oct 05, 2019)
Punting Avg	57.0	vs UTC (Sep 14, 2019)
Long Punt	59	vs UTC (Sep 14, 2019)
Punts inside 20	2	vs BYU (Sep 07, 2019)
Long Punt Return	30	vs GSU (Aug 31, 2019)

OPPONENT GAME HIGHS

Rushes	53	vs GSU (Aug 31, 2019)
Yards Rushing	238	vs Georgia (Oct 05, 2019)
Yards Per Rush	5.8	vs Georgia (Oct 05, 2019)
TD Rushes	3	vs GSU (Aug 31, 2019)
Pass attempts	34	at Florida (9/21/2019)
Pass completions	24	at Florida (9/21/2019)
		vs Georgia (Oct 05, 2019)
Yards Passing	313	at Florida (9/21/2019)
Yards Per Pass	9.9	vs Georgia (Oct 05, 2019)
TD Passes	2	vs GSU (Aug 31, 2019)
		at Florida (9/21/2019)
		vs Georgia (Oct 05, 2019)
Total Plays	77	vs GSU (Aug 31, 2019)
Total Offense	526	vs Georgia (Oct 05, 2019)
Yards Per Play	7.5	vs Georgia (Oct 05, 2019)
Points	43	vs Georgia (Oct 05, 2019)
Sacks By	4	vs GSU (Aug 31, 2019)
		at Florida (9/21/2019)
First Downs	26	vs Georgia (Oct 05, 2019)
Penalties	11	vs Georgia (Oct 05, 2019)
Penalty Yards	107	vs Georgia (Oct 05, 2019)
Turnovers	5	vs UTC (Sep 14, 2019)
Interceptions By	3	at Florida (9/21/2019)
Punts	6	vs BYU (Sep 07, 2019)
Punting Avg	43.7	vs BYU (Sep 07, 2019)
Long Punt	55	vs BYU (Sep 07, 2019)
Punts inside 20	2	vs BYU (Sep 07, 2019)
Long Punt Return	10	at Florida (9/21/2019)

2019 INDIVIDUAL SUPERLATIVES

MOST BY A VOL...

Rushes	26	Ty Chandler vs BYU (Sep 07, 2019)
Yards Rushing	154	Ty Chandler vs BYU (Sep 07, 2019)
TD Rushes	1	Ty Chandler vs GSU (Aug 31, 2019)
		Ty Chandler vs UTC (Sep 14, 2019)
		Brian Maurer vs UTC (Sep 14, 2019)
Long Rush	53	Ty Chandler vs BYU (Sep 07, 2019)
Pass attempts	40	Jarrett Guarantano vs GSU (Aug 31, 2019)
Pass completions	26	Jarrett Guarantano vs GSU (Aug 31, 2019)
Yards Passing	311	Jarrett Guarantano vs GSU (Aug 31, 2019)
TD Passes	3	Jarrett Guarantano vs UTC (Sep 14, 2019)
Long Pass	73	Brian Maurer vs Georgia (Oct 05, 2019)
Receptions	7	Jauan Jennings vs GSU (Aug 31, 2019)
		Jauan Jennings at Florida (9/21/2019)
		Jauan Jennings vs Georgia (Oct 05, 2019)
Yards Receiving	114	Jauan Jennings vs Georgia (Oct 05, 2019)
TD Receptions	2	Jauan Jennings vs BYU (Sep 07, 2019)
Long Reception	73	Marquez Callaway vs Georgia (Oct 05, 2019)
Field Goals	4	Brent Cimaglia vs BYU (Sep 07, 2019)
Long Field Goal	51	Brent Cimaglia vs BYU (Sep 07, 2019)
Punts	5	Joe Doyle vs Georgia (Oct 05, 2019)
Punting Avg	59.0	Paxton Brooks vs UTC (Sep 14, 2019)
Long Punt	59	Paxton Brooks vs UTC (Sep 14, 2019)
Punts inside 20	2	Joe Doyle vs BYU (Sep 07, 2019)
Long Punt Return	30	Marquez Callaway vs GSU (Aug 31, 2019)
Long Kickoff Return	58	Ty Chandler vs UTC (Sep 14, 2019)
Tackles	10	Nigel Warrior vs Georgia (Oct 05, 2019)
Sacks	2.0	LaTrell Bumphus vs BYU (Sep 07, 2019)
		Daniel Bituli at Florida (9/21/2019)
Tackles For Loss	2.0	Deandre Johnson vs GSU (Aug 31, 2019)
		LaTrell Bumphus vs BYU (Sep 07, 2019)
Interceptions	2	Jeremy Banks vs UTC (Sep 14, 2019)

MOST BY AN OPPONENT...

Rushes	21	Barnett, Tra, vs GSU (Aug 31, 2019)
Yards Rushing	95	Barnett, Tra, vs GSU (Aug 31, 2019)
TD Rushes	2	WILLIAMS, T., vs BYU (Sep 07, 2019)
Long Rush	40	Brian Herrien, vs Georgia (Oct 05, 2019)
Pass attempts	29	WILSON, Zach, vs BYU (Sep 07, 2019)
		Jake Fromm, vs Georgia (Oct 05, 2019)
Pass completions	24	Jake Fromm, vs Georgia (Oct 05, 2019)
Yards Passing	293	Trask, K., at Florida (9/21/2019)
TD Passes	2	Ellington, Dan, vs GSU (Aug 31, 2019)
		Trask, K., at Florida (9/21/2019)
		Jake Fromm, vs Georgia (Oct 05, 2019)
Long Pass	64	WILSON, Zach, vs BYU (Sep 07, 2019)
Receptions	7	SIMON, Micah, vs BYU (Sep 07, 2019)
Yards Receiving	127	SIMON, Micah, vs BYU (Sep 07, 2019)
TD Receptions	1	McCoy, C., vs GSU (Aug 31, 2019)
		Payne, Aubry, vs GSU (Aug 31, 2019)
		SHUMWAY, Talon, vs BYU (Sep 07, 2019)
		Swain, F., at Florida (9/21/2019)
		Pitts, K., at Florida (9/21/2019)
		George Pickens, vs Georgia (Oct 05, 2019)
		Lawrence Cager, vs Georgia (Oct 05, 2019)
Long Reception	64	SIMON, Micah, vs BYU (Sep 07, 2019)
Field Goals	3	OLDROYD, Jake, vs BYU (Sep 07, 2019)
		R. Blankenship, vs Georgia (Oct 05, 2019)
Long Field Goal	50	R. Blankenship, vs Georgia (Oct 05, 2019)
Punts	4	OLDROYD, Jake, vs BYU (Sep 07, 2019)
Punting Avg	50.2	OLDROYD, Jake, vs BYU (Sep 07, 2019)
Long Punt	55	OLDROYD, Jake, vs BYU (Sep 07, 2019)
Punts inside 20	2	JONES, Danny, vs BYU (Sep 07, 2019)
Long Punt Return	10	Swain, F., at Florida (9/21/2019)
Long Kickoff Return	0	
Tackles	10	FONUA, Kavika, vs BYU (Sep 07, 2019)
Sacks	2.0	Azeez Ojulari, vs Georgia (Oct 05, 2019)
Tackles For Loss	2.0	Willis, H., vs GSU (Aug 31, 2019)
		Azeez Ojulari, vs Georgia (Oct 05, 2019)
Interceptions	1	StephensMcQueen, vs GSU (Aug 31, 2019)
		FONUA, Kavika, vs BYU (Sep 07, 2019)
		Wilson, M., at Florida (9/21/2019)
		Dean, T., at Florida (9/21/2019)
		Burney, A., at Florida (9/21/2019)
		R. LeCounte, vs Georgia (Oct 05, 2019)

TENNESSEE OVERTIME RECORDS

TENNESSEE OVERTIME GAMES & RESULTS

Date	Opponent	OTs	1st Poss.	Game-Winning Score	Final Score
Sept. 19, 1998	Florida	1	Offense	Jeff Hall 41 field goal	W, 20-17
Sept. 30, 2000	at LSU	1	Defense*	Robert Royal 25 pass from Rohan Davey (John Corbello kick)	L, 31-38
Oct. 5, 2002	Arkansas	6	Offense	Jason Witten 25 pass from Casey Clausen+	W, 41-38
Sept. 27, 2003	South Carolina	1	Defense*	James Banks 4 pass from Casey Clausen+	W, 23-20
Oct. 25, 2003	at Alabama	5	Offense	Casey Clausen 1 run (James Banks pass from Casey Clausen)	W, 51-43
Sept. 26, 2005	at LSU	1	Defense*	Gerald Riggs, Jr. 1 run+	W, 30-27
Oct. 27, 2007	South Carolina	1	Offense	Daniel Lincoln 27 field goal	W, 27-24
Nov. 24, 2007	at Kentucky	4	Defense*	Quintin Hancock 40 pass from Erik Ainge (Austin Rogers pass from Ainge)	W, 52-50
Sept. 1, 2008	at UCLA	1	Defense*	Kai Forbath 42 field goal	L, 24-27
Nov. 28, 2009	at Kentucky	1	Defense*	Montario Hardesty 20 run+	W, 30-24
Sept. 25, 2010	UAB	2	Offense	Denarius Moore 25 pass from Matt Simms+	W, 32-29
Dec. 30, 2010	vs. North Carolina#	2	Defense*	Casey Barth 23 field goal+	L, 27-30
Nov. 19, 2011	Vanderbilt	1	Defense*	Eric Gordon 90 INT return+	W, 27-21
Nov. 10, 2012	Missouri	4	Defense*	Andrew Baggett 35 field goal+	L, 48-51
Oct. 5, 2013	Georgia	1	Offense	Marshall Morgan 42 field goal+	L, 31-34
Nov. 1, 2014	at South Carolina	1	Offense	Aaron Medley 32 field goal	W, 45-42
Sept. 12, 2015	Oklahoma	2	Offense	Sterling Shepard 18 pass from Baker Mayfield (Austin Seibert kick)	L, 24-31
Sept. 1, 2016	Appalachian State	1	Offense	Joshua Dobbs rush for 1 yard to the APP1, fumble forced by Kennan Gilchrist, fumble by Dobbs recovered by UT's Jalen Hurd in the end zone (Aaron Medley kick)	W, 20-13
Oct. 8, 2016	at Texas A&M	2	Offense	Trevor Knight 1 run (Daniel LaCamera kick)	L, 38-45
Sept. 4, 2017	vs. Georgia Tech^	2	Defense*	John Kelly 2 run (Aaron Medley kick)	W, 42-41
Sept. 7, 2019	BYU	2	Defense	Ty'Son Williams 5 run+	L, 29-26

*Won coin toss +Game-ending play #Bowl game ^Neutral site regular season game

OVERTIME TEAM RECORDS

Record in OT: 13-8 (Most OT team wins all-time in NCAA history)

Most OT Periods: 6 vs. Arkansas, Oct. 5, 2002

Longest Game (Elapsed Time): 4:43 at Kentucky, Nov. 24, 2007; at Texas A&M, Oct. 8, 2016

Points: 31 at Alabama, Oct. 25, 2003

Opponent Points: 23 at Alabama, Oct. 25, 2003; Missouri, Nov. 10, 2012

Points, Both Teams: 54 (UT 31, Alabama 23), Oct. 25, 2003

Fewest Points: 0 at LSU, Sept. 30, 2000; at UCLA, Sept. 1, 2008

Fewest Points, Both Teams: 3 (UT 3, Florida 0), Sept. 19, 1998; (UT 3, South Carolina 0), Oct. 27, 2007; (UCLA 3, UT 0), Sept. 1, 2008; (UT 3, South Carolina 0), Nov. 1, 2014

Touchdowns: 4 at Alabama, Oct. 25, 2003

Total Offense Plays: 21 at Alabama, Oct. 25, 2003 (105 yards)

Total Offense Yards: 105 at Alabama, Oct. 25, 2003 (21 plays)

Rushing Attempts: 13 at Alabama, Oct. 25, 2003 (40 yards)

Rushing Yards: 40 at Alabama, Oct. 25, 2003 (13 attempts)

Pass Attempts: 16 vs. Missouri, Nov. 10, 2012 (9 completions, 72 yards, 2 touchdowns)

Pass Completions: 9 vs. Missouri, Nov. 10, 2012 (for 72 yards)

Passing Yards: 77 at Kentucky, Nov. 24, 2007 (6-of-9)

Field Goals Attempted: 2 vs. Arkansas, Oct. 5, 2002 (2 made)

Field Goals Made: 2 vs. Arkansas, Oct. 5, 2002 (2 attempts)

Longest Drive, Plays: 7 vs. Arkansas, Oct. 5, 2002 (11 yards, Philip Newman 31 field goal made)

Shortest Drive, Plays: 1 vs. Arkansas, Oct. 5, 2002 (25 yards, Jason Witten 25 pass from Casey Clausen); vs. Arkansas, Oct. 5, 2002 (25 yards, Tony Brown 25 pass from Casey Clausen); at Alabama, Oct. 25, 2003 (25 yards, James Banks 25 pass from Casey Clausen); vs. UAB, Sept. 25, 2010 (25 yards, Denarius Moore 25 pass from Matt Simms)

Shortest Drive, Yards: minus-7 vs. Arkansas, Oct. 5, 2002 (1 play, Derrick Tinsley rush and fumble lost)

Opponent Longest Drive, Plays: 6, Arkansas, Oct. 5, 2002 (12 yards, O'Donohoe 29 field goal made); at Alabama, Oct. 25, 2003 (25 yards, Dre Fulgham 6 TD pass from Brodie Croyle)

Opponent Shortest Drive, Plays: 1, LSU, Sept. 30, 2000 (25 yards, Robert Royal 25 pass from Rohan Davey)

Opponent Shortest Drive, Yards: minus-15, at South Carolina, Nov. 1, 2014 (4 plays, Elliott Fry missed 58-yard field goal attempt)

OVERTIME INDIVIDUAL RECORDS

Points: 14, James Banks at Alabama, Oct. 25, 2003 (2 TDs, 1 PAT)

Touchdowns: 2, James Banks at Alabama, Oct. 25, 2003; John Kelly vs. Georgia Tech, Sept. 4, 2017

Rushing Attempts: 5, Jabari Davis vs. Arkansas, Oct. 5, 2002 (23 yards); Jabari Davis at Alabama, Oct. 25, 2003 (11 yards)

Rushing Yards: 23, Jabari Davis vs. Arkansas, Oct. 5, 2002 (5 attempts)

Longest Rushing Play: 20, Montario Hardesty at Kentucky, Nov. 28, 2009

Longest Rushing Touchdown: 20 yards, Montario Hardesty at Kentucky, Nov. 28, 2009

Passing Attempts: 15, Tyler Bray vs. Missouri, Nov. 10, 2012 (8 completions)

Passing Completions: 8, Tyler Bray vs. Missouri, Nov. 10, 2012 (15 attempts)

Passing Yards: 77, Erik Ainge at Kentucky, Nov. 24, 2007 (6-of-9); Tyler Bray vs. Missouri, Nov. 10, 2012 (8-of-15)

Longest Pass Completion: 40, Erik Ainge to Quintin Hancock (TD) at Kentucky, Nov. 24, 2007 (1st-and-10 from the 40-yard line)

Longest Passing Touchdown: 40, Erik Ainge to Quintin Hancock at Kentucky, Nov. 24, 2007 (1st-and-10 from the 40-yard line)

Receptions: 2, Cedrick Wilson at LSU, Sept. 30, 2000 (16 yards); James Banks at Alabama, Oct. 25, 2003 (30 yards); Gerald Jones at Kentucky, Nov. 24, 2007 (20 yards); Denarius Moore vs. UAB, Sept. 25, 2010 (31 yards); Cordarrelle Patterson vs. Missouri, Nov. 10, 2012 (31 yards); Rajion Neal vs. Missouri, Nov. 10, 2012 (12 yards); Zach Rogers vs. Missouri, Nov. 10, 2012 (10 yards); Marlin Lane vs. Missouri, Nov. 10, 2012 (6 yards)

Receiving Yards: 40, Quintin Hancock at Kentucky, Nov. 24, 2007 (1 reception)

Field Goals Attempted: 2, Philip Newman vs. Arkansas, Oct. 5, 2002 (2 made)

Field Goals Made: 2, Philip Newman vs. Arkansas, Oct. 5, 2002 (2 attempts)

Longest Field Goal Made: 41, Jeff Hall vs. Florida, Sept. 19, 1998

MEDIA INFORMATION

CREDENTIAL REQUESTS

- To obtain season or single-game credentials, apply online by clicking "football" under "Tennessee" at: <http://www.sportssystem.com/seccredentials>

INTERVIEW REQUESTS

- Scheduled interviews will take place in the Ray and Lucy Hand Digital Studio on select days each week. True freshmen are not available for interviews and student-athletes should not be contacted by the media for interviews by any method outside of scheduled interview times.
- Interview requests for Coach Jeremy Pruitt or players outside of standard interview times should be made through Director of Football Communications Zach Stipe at 865-974-4167 (office), 865-244-6119 (cell) or zstipe@tennessee.edu. All interview requests should be made at least 24 hours in advance of the time for which you are requesting.

WEEKLY MEDIA CONFERENCES

- Coach Pruitt's weekly press conferences are held at noon ET on Mondays of game week inside the Ray and Lucy Hand Digital Studio.
- Coach Pruitt takes part in his weekly SEC Teleconference each Wednesday at 11:50 a.m. ET from the start of the season through Nov. 25. Media representatives should contact the SEC at (205) 458-3000 for a confidential phone number.

NEYLAND GAME DAY INFORMATION

- Press Will Call is located at the Tennessee Media Relations office beginning three hours before game time. It is located on the ground level of the Anderson Training Center on the corner of Lake Loudoun Blvd. and Chamique Holdscrow Drive.
- Pregame media meal is served on Press Box fifth level and in the Stokely Family Media Center at field level.
- Press box media access is through Gate 15. Field access is through Gates 21A and 25.
- Press parking is in parking garage G-10 at the southwest end of the stadium. You must have an official Tennessee football parking pass to park in this area.

DIRECTIONS TO NEYLAND STADIUM

- From Airport:** Turn toward Knoxville onto Alcoa Hwy. (U.S. Hwy. 129 North). After crossing Tennessee River bridge, exit right and then turn left onto Neyland Drive.
- From I-40 East:** Follow I-40 to James White Parkway. Follow to Neyland Drive. (G-10 Garage can be entered off Neyland Drive.)
- From I-40 West:** Follow I-40 to James White Parkway. Follow to Neyland Drive.
- From I-75 South:** Follow I-75 to I-275. Follow I-275 to I-40. Take I-40 East to James White Parkway and follow to Neyland Drive. (G-10 Garage can be entered off Neyland Drive.)
- At Neyland Drive:** Follow to Thompson-Boling Arena. Turn onto Lake Loudoun Boulevard. Turn right at first light onto Phillip Fulmer Way. G-10 garage is on right after passing arena.

TENNESSEE FOOTBALL MEDIA SERVICES

ZACH STIPE

Director of Football Communications
Office: 865-974-4167 | Cell: 865-244-6119
E-mail: zstipe@tennessee.edu
Twitter: @ZachStipe

SEAN BAROWS

Assistant Director of Media Relations
Office: 865-974-7478 | Cell: 561-312-9432
E-mail: sbarows@tennessee.edu
Twitter: @SeanBarows

AKILAH LASTER

Assistant Director of Media Relations
Office: 865-974-8876 | Cell: 510-813-7714
E-mail: akilah@tennessee.edu
Twitter: @AkilahLaster

RICKY MARTINEZ

Graduate Assistant
Office: 865-974-5270 | Cell: 626-833-2141
E-mail: rmarti83@vols.utk.edu
Twitter: @rickymartinez_3

KIM HOOD

Assistant Director of Media Relations/Credentials
Office: 865-974-1211 | Cell: 423-552-5617
E-mail: khoo3@tennessee.edu
Twitter: @AllinHoodTime

TOM SATKOWIAK

Assistant AD for Communications
Office: 865-974-7501 | Cell: 865-696-2897
E-mail: tomsid@tennessee.edu
Twitter: @TomSatkowiak

ADDITIONAL STAFF

Associate Director: Eric Trainer
Assistant Directors: Forest Jersey, Andy Kovar, Shane Switzer
Graduate Assistant: Dom Palumbo
Student Assistant: Wyeth Wilson
Photographers: Andrew Ferguson, Maury Neipris

DEPARTMENT ADDRESSES

Anderson Training Center - Ground Floor
Phone: (865) 974-1212 • **Fax:** (865) 974-9496
Mailing Address: PO Box 15016 Knoxville, TN 37901
Shipping Address: 1551 Lake Loudoun Boulevard, Knoxville, TN 37996

SEC MEDIA SERVICES

For information on media services provided by the SEC, call (205) 458-3000, or write to 2201 Richard Arrington Boulevard North, Birmingham, AL 35203.

MEDIA RELATIONS OFFICE

HERB VINCENT

Associate Commissioner/Communications
Office: (205) 458-3000
E-mail: hvincent@sec.org
Website: secsports.com
Overnight Address: 2201 Richard Arrington Blvd North, Birmingham, AL 35203

ADDITIONAL SEC FOOTBALL MEDIA RELATIONS

Director of MR: Chuck Dunlap (cdunlap@sec.org)
Assistant MRD: Ben Beaty (bbeaty@sec.org)

TELECONFERENCE: The 14 SEC head football coaches will be featured weekly on a teleconference from 11 a.m.-1:10 p.m., ET, during the 2019 league season. The teleconference will be held each Wednesday beginning

Wed., Aug. 28 through Wed., Nov. 27. Media representatives should contact the SEC Media Relations Department (205) 458-3000 for the confidential phone number. Each coach will appear on the teleconference for seven minutes, according to the following schedule:

Order of Appearance (All Times Eastern)

11:00 a.m.	Ed Orgeron, LSU
11:10 a.m.	Kirby Smart, Georgia
11:20 a.m.	Dan Mullen, Florida
11:30 a.m.	Derek Mason, Vanderbilt
11:40 a.m.	Nick Saban, Alabama
11:50 a.m.	Jeremy Pruitt, Tennessee
12:00 p.m.	Chad Morris, Arkansas
12:10 p.m.	Will Muschamp, South Carolina
12:20 p.m.	Matt Luke, Ole Miss
12:30 p.m.	Jimbo Fisher, Texas A&M
12:40 p.m.	Mark Stoops, Kentucky
12:50 p.m.	Joe Moorhead, Mississippi State
1:00 p.m.	Barry Odom, Missouri
1:10 p.m.	Gus Malzahn, Auburn

COLLEGEPRESSBOX.COM is the official media website for Division I football. Access and download weekly game notes, quotes, statistics, media guides, headshots, logos and more for each conference and its member schools. Register for access at collegepressbox.com/register.

SOCIAL

[  @VOL_FOOTBALL +  TENNESSEE FOOTBALL +  ITN.CO/YOUTUBE]

TENNESSEE MEDIA AVAILABILITY: THIS WEEK

MONDAY [7]

12 p.m. - Pruitt Press Conference

Practice - CLOSED

TUESDAY [8]

12:30 p.m. - Select student-athletes (Ray & Lucy Hand Studio)

Practice - 4 p.m. Indiv. Periods Open

WEDNESDAY [9]

11:50 a.m. - SEC Teleconference
Practice - 4 p.m. Indiv. Periods Open
Post-Practice Pruitt Press Conference
8 p.m. - Vol Calls w/ Pruitt

THURSDAY [10]

No scheduled media

FRIDAY [11]

No scheduled media

SATURDAY [12]

Tennessee vs. Mississippi State
12 p.m. ET on SECN

SUNDAY [13]

Off Day