

# MISSISSIPPI STATE BULLDOGS



<b>MSU BASKETBALL</b>	<b>1-8</b>
Table of Contents	1
Quick Facts/Credits	2
MSU Athletic Media Relations	3
Media Information	4
Media Outlets	5
Starkville, Mississippi	6-7
Radio and Television	8

<b>OUTLOOK</b>	<b>10-36</b>
2007-08 Outlook	10-12
2007-08 Team Photo/Team Breakdown	13
2007-08 Preseason Notes	14-15
2007-08 Roster	16
2007-08 TV & Radio Roster	17
Billy Begley	18
Charles Rhodes	19
Jamont Gordon	20
Brian Johnson	21
Ben Hansbrough	22
Barry Stewart	23
Jarvis Varnado	24
Joseph Iupe	25
Phil Turner	26
Kodi Augustus	27
Elgin Bailey	28
Riley Benock	29
Brandon Bolen	30
Ravarn Johnson	31
Game-by-Game Career Statistics	32-34
Player Career Statistics vs. SEC	35-36

<b>STAFF</b>	<b>38-46</b>
Head Coach Rick Stansbury	38-41
Assistant Coach Robert Kirby	42
Assistant Coach Phil Cunningham	43
Assistant Coach Marcus Grant	44
Coord. of Basketball Ops Talvis Franklin	45
2007-08 Road Headquarters	45
Basketball Support Staff	46

<b>OPPONENTS</b>	<b>48-70</b>
Louisiana Tech/Clemson	48
Tennessee-Martin/UC Irvine	49
Southern Illinois/Chattanooga	50
Miami (OH)/San Diego	51
South Alabama/Southern California	52
Murray State/Southeastern Louisiana	53
Miami (FL)/Loyola Marymount	54
Texas A&M-Corpus Christi/Missouri	55
Lafayette/LSU	56
Georgia/Kentucky	57
Alabama/Mississippi	58
Arkansas/Tennessee	59
Auburn/South Carolina	60
Florida/Vanderbilt	61
SEC Series Scores	62-68
SEC Tournament Breakdown	68
SEC Series Breakdowns	69-70

<b>REVIEW</b>	<b>72-92</b>
2006-07 Season Review	72
2006-07 Statistics	73
2006-07 Results	74
2006-07 Superlatives	75
2006-07 Game-by-Game Individual Stats	76
2006-07 Game-by-Game Team Statistics	77
2006-07 Box Scores	78-89
2006-07 SEC Standings & Honors	90
2006-07 SEC Individual Statistics	91
2006-07 SEC Team Statistics	92

<b>RECORDS</b>	<b>94-122</b>
Individual Records	94
Scoring Records	95
Field Goal Records	96
Three-Point Field Goal Records	97
Free Throw Records	98
Rebounding Records	99
Assists/Blocks/Steals Records	100
The Last Time...	101
Yearly Leaders	102-103
1,000-Point Club	104-109
Freshman Season Records	110

Opponent Records	111
Team Records	112
SEC Statistical Leaders	113
Team Superlatives	114-115
Team Season Highs	116-117
Team Statistical Trends	118-119
Humphrey Coliseum Records	120-121
MSU Team Awards	122

<b>HISTORY</b>	<b>124-178</b>
MSU Honor Roll	124-125
Bulldogs in the NBA	126-127
Bailey Howell Tribute	128
Postseason Tournament Records	129
Postseason Tournament History	130-135
SEC Tournament Records	136
Television History	137
In-Season Tournament History	138-139
Yearly Records	140
Coaching History	141
All-Time Lettermen	142-143
Team Captains	143
All-Time Series Records	144
Non-SEC Series Records	145-152
All-Time Results	153-168
MSU Basketball History	169-178

<b>UNIVERSITY</b>	<b>180-208</b>
Mississippi State University	180-181
Mississippi State Campus Map	182-183
Mississippi State Traditions	184-185
MSU Athletic Staff Directory	186
MSU Administration	187
MSU Athletic Administration	188
MSU Head Coaches/Coaching Staff	188-189
MSU Administrative Support Staff	190-191
Humphrey Coliseum	192-193
MSU Athletic Excellence	194-203
2007-08 SEC Composite Schedule	204
2008 SEC Tournament	205
NCAA Tournament Information	206
2008 NCAA Tournament Bracket	207
2007-08 MSU Basketball Schedule	208



# QUICK FACTS/CREDITS

## GENERAL SCHOOL INFORMATION

Location: Starkville, Mississippi  
 Founded: February 28, 1878  
 Enrollment: 17,039 (Fall 2007)  
 Conference: Southeastern (SEC Western Division)  
 Nickname: Bulldogs  
 Colors: Maroon and White  
 Arena: Humphrey Coliseum (Capacity: 10,500; Opened: 1975)  
 President: Dr. Robert H. Foglesong (West Virginia, 1968)  
 Director of Athletics: Larry Templeton (Mississippi State, 1969)  
 Faculty Athletics Representative: Dr. Steven C. Turner (Mercer, 1975)

## COACHING STAFF INFORMATION

Head Coach: Rick Stansbury (Campbellsville [Ky.], 1982)  
 Record at MSU: 185-104 (9 years)  
 Career Record: 185-104 (9 years)  
 Assistant Coach: Robert Kirby (Pan American, 1983 - 10th year)  
 Assistant Coach: Phil Cunningham (Campbellsville [Ky.], 1990 - 8th year)  
 Assistant Coach: Marcus Grant (Mississippi State, 1995 - 4th year)  
 Coord. of MBB Operations: Talvis Franklin (Miss. State, 2007 - 1st year)

## 2007-08 TEAM INFORMATION

2006-07 Overall Record: 21-14  
 2006-07 SEC Record (Finish): 8-8 (T-1st in SEC Western Division)  
 2006-07 Final Rankings: Not Ranked  
 2006-07 Postseason: MasterCard NIT Semifinals (3-1)  
 Lettermen Returning/Lost: 7/6  
 Starters Returning/Lost: 2/3

### STARTERS RETURNING (2):

Jamont Gordon (6-4, 230, Jr., G/F, 16.0 ppg, 7.1 rpg, 5.3 apg)  
 Charles Rhodes (6-8, 245, Sr., F/C, 13.7 ppg, 6.2 rpg, 1.9 bpg)

### STARTERS LOST (3):

Dietric Slater (6-3, 200, G/F, 10.5 ppg, 5.7 rpg, 1.2 apg)  
 Reginald Delk (6-4, 170, G/F, 9.5 ppg, 2.0 rpg, 1.2 apg)  
 Richard Delk (6-4, 170, G/F, 5.7 ppg, 2.4 rpg, 1.5 apg)

### OTHER LETTERMEN RETURNING (5):

Barry Stewart (6-2, 170, So., G, 9.8 ppg, 3.2 rpg, 1.2 apg)  
 Ben Hansbrough (6-3, 205, So., G, 7.3 ppg, 2.8 rpg, 3.2 apg)  
 Jarvis Varnado (6-9, 210, So., F/C, 5.0 ppg, 4.2 rpg, 1.9 bpg)  
 Joseph Iupe (6-1, 160, So., G, 0.3 ppg, 0.2 rpg, 0.1 apg)  
 Billy Begley (6-1, 190, Sr., G, 0.2 ppg, 0.1 rpg, 0.2 apg)

### OTHER LETTERMEN LOST (3):

Vernon Goodridge (6-9, 220, C/F, 2.3 ppg, 3.0 rpg, 0.9 bpg)  
 Piotr Stelmach (6-9, 240, F, 1.5 ppg, 1.8 rpg, 0.2 apg)  
 Bernard Rimmer (6-8, 195, F, 1.4 ppg, 0.9 rpg, 0.1 apg)

### FIRST-YEAR PLAYERS (7):

Kodi Augustus (6-8, 220, Fr., F, Baton Rouge, LA [Maine Central Inst.])  
 Elgin Bailey (6-8, 265, Fr., F/C, New Orleans, LA [Belaire HS])  
 Riley Benock (6-4, 180, Fr., G, Battletown, KY [Meade County HS])  
 Brandon Bolen (6-3, 195, Fr., G, Madison, MS [Madison-Ridgeland Ac.])  
 Brian Johnson (6-9, 245, TR-Jr., F/C, Laurinburg, NC [Louisville])  
 Ravern Johnson (6-7, 175, Fr., G/F, Lyon, MS [Coahoma County HS])  
 Phil Turner (6-3, 165, RS-Fr., G, Grenada, MS [Grenada HS])

## MSU MEDIA RELATIONS INFORMATION

Men's Basketball Media Relations Contact: David Rosinski  
 Office Phone: (662) 325-3595  
 Office FAX: (662) 325-3654  
 Home Phone: (662) 324-0497  
 E-mail Address: rosinski@athletics.msstate.edu  
 Mailing Address: MSU Media Relations; P.O. Box 5308; MSU, MS 39762  
 Overnight Address: MSU Media Relations; 55 Coliseum Blvd.;  
 Humphrey Coliseum - Room 202; MSU, MS 39762

## MEDIA GUIDE CREDITS

The 2007-08 Mississippi State University Men's Basketball Media Guide is a publication of the MSU Athletic Media Relations Office. Editor: David Rosinski. Graphic design was provided by John Schaffhauser of Schaffhauser Design (Madison, Miss.), with layout provided by Rosinski. The guide was written by Rosinski, with design and editorial assistance provided by Dee Farris, Robbie Faulk, Amy Robertson, Nicole Rosetti and Kurt Wirth. Additional assistance provided by the MSU Department of University Relations; the MSU Department of Archives; the Greater Starkville Development Partnership office; the staffs at adidas and Balfour; the various media relations departments within the National Basketball Association; as well as to the offices of the NCAA and SEC. Special thanks to the media relations offices of MSU's 2007-08 basketball opponents for their photographic and editorial contributions.

Color photography provided by David Coyle, Robert Crawford, Alex Diaz, Mansel Guerry, Russ Houston, R.D. Moore, Layne Murdoch, Clint Parish, Bob Smith, and Breck Smither.

Black and white photography and artwork provided by Charles W. Alliston, Dan Avila, Megan Bean, Gary Bogdon, Joe Collins, David Coyle, Robert Crawford, Joe Dier, Fred Faulk, Mansel Guerry, Jim Henson, Paul Hollis, Russ Houston, Wendell M. Hughes, Laughead Photographers, Barry Lawrence, Bob Leverone, Richard Lewis, Brian Allen Loden, Darrell McAllister, Patrick Merrill, Mississippi Sports Hall of Fame and Museum, Chris Mooney, R.D. Moore, Layne Murdoch, Joe Murphy/NBAE/Getty Images, David Murray, NBA Photos, Naismith Memorial Basketball Hall of Fame, Clint Parish, Dick Raphael, Joe Ray Roberson, Bob Rosato, Bob Smith/Photo Adrenaline.com, Breck Smither, Nicole Sweet, Jason Szenes, Time Inc., and David Allen Williams.

Cover artwork and MSU Athletic Excellence pages designed by John Schaffhauser of Schaffhauser Design. The 2007-08 MSU Men's Basketball Media Guide was printed by Interstate Printing of Mobile, Ala.

Additional copies of the 2007-08 Mississippi State University Men's Basketball Media Guide can be purchased for \$10 per book (plus \$2 per book for postage and handling costs) through the MSU Athletic Media Relations Office; P.O. Box 5308; Mississippi State, MS 39762 (Office Phone: 662-325-2703/3595; FAX: 662-325-3654).

## IMPORTANT PHONE NUMBERS (AC 662)

Athletic Academics Office	325-2066
Athletic Director's Office	325-8082
Athletic Administration Office	325-2532
Athletic Media Relations Office (Bryan Bldg.)	325-2703
Athletic Media Relations Office (Coliseum)	325-0540
Athletic Media Relations Office (Baseball Office)	325-8040
Athletic Promotions Office	325-9847
Athletic Ticket Office	325-2600
Band Director's Office	325-2713
Bulldog Club	325-3074
Bulldog Sports Network	325-8950
Compliance Office	325-5891
Electronic Media (University TV Center)	325-1332
Game Operations/Facilities Office	325-7452
Humphrey Coliseum Press Row Phone	325-3776
Humphrey Coliseum Director's Office	325-4201
Men's Basketball Office	325-3800
MSU President's Office	325-3221
Spirit Groups Coordinator's Office	325-0350
Shira Fieldhouse (Strength Office)	325-5750
Training Room/Sports Medicine (Shira)	325-2165
Training Room/Sports Medicine (Coliseum)	325-4108

Mississippi State University does not discriminate on the basis of race, color, religion, national origin, sex, sexual orientation or group affiliation, age, disability, or veteran status. Dr. Mary Alexander, Interim Director of the Office of Diversity and Equity Programs [McArthur Hall, Room 106, P.O. Box 6199, Mississippi State, MS 39762 / 662-325-2493], has been designated as the responsible employee to coordinate efforts to carry out responsibilities and make investigations of complaints relating to discrimination in conforming with Title IX of the Education Amendments of 1972, Sections 503 and 504 of the Rehabilitation Act of 1974, and the Americans with Disabilities Act of 1990.

# MEDIA RELATIONS STAFF



## MISSISSIPPI STATE UNIVERSITY ATHLETIC MEDIA RELATIONS STAFF DIRECTORY

**BRYAN ATHLETIC ADMINISTRATION BUILDING**  
PHONE: 662-325-2703; FAX: 662-325-2563

**HUMPHREY COLISEUM**  
PHONE: 662-325-0540; FAX: 662-325-3654

**BASEBALL OFFICE BUILDING**  
PHONE: 662-325-8040; FAX: 662-325-3600

<u>Name, Title (Office Location)</u>	<u>Office Phone/E-mail Address</u>
Mike Nemeth, Assoc. AD/Media & Public Relations (B)	(662) 325-2723 nemeth@athletics.msstate.edu
John R. Cade, Asst. AD/Media & Public Relations (B)	(662) 325-0971 (Webmaster, Electronic Media) jrcade@athletics.msstate.edu
David Rosinski, Associate Director (C)	(662) 325-3595 (Men's Basketball) rosinski@athletics.msstate.edu
Tim Andrzejewski, Assistant Director (C)	(662) 325-7556 (Soccer, Softball) tandrzejewski@athletics.msstate.edu
Cassie Chance, Assistant Director (B)	(662) 325-0972 (Women's Basketball) cchance@athletics.msstate.edu
Joe Dier, Assistant Director (BBOB)	(662) 325-8040 (Baseball, Volleyball) jbdier@athletics.msstate.edu
Joe Galbraith, Assistant Director (B)	(662) 325-0967 (Football) jgalbraith@athletics.msstate.edu
Jay Middleton, Graduate Assistant (B)	(662) 325-0966 (Men's Tennis, Women's Golf) jgm71@msstate.edu

Anne Cooke, Administrative Secretary (B)

Diane Keith, Administrative Secretary (C)

Student Assistants: Jan Blaine, Jonathan Eaton, Dave Hardy,  
Kalea Henry, Christina Hilliard, R.J. Zurak

Office Location: (B) - Bryan Athletic Administration Building;  
(C) - Humphrey Coliseum; (BBOB) - Baseball Office Building

## ATHLETIC MEDIA RELATIONS MAILING ADDRESS

MISSISSIPPI STATE UNIVERSITY ATHLETIC MEDIA RELATIONS  
P.O. Box 5308  
MISSISSIPPI STATE, MS 39762

### ATHLETIC MEDIA RELATIONS

Overnight Address (Bryan)  
Mississippi State University  
Athletic Media Relations  
Bryan Athletic Admin. Bldg.  
288 Lakeview Drive  
Mississippi State, MS 39762

### ATHLETIC MEDIA RELATIONS

Overnight Address (Coliseum)  
Mississippi State University  
Athletic Media Relations  
Humphrey Coliseum - Room 202  
55 Coliseum Blvd.  
Mississippi State, MS 39762



## ATHLETIC MEDIA RELATIONS STUDENT ASSISTANTS

Front Row (L-R): Dave Hardy, Kalea Henry.  
Back Row (L-R): Christina Hilliard, Jan Blaine, R.J. Zurak, Jay Middleton  
(Graduate Assistant), Jonathan Eaton.

## MSU ATHLETIC MEDIA RELATIONS STAFF



Mike Nemeth  
Associate AD



John R. Cade  
Assistant AD



David Rosinski  
Assoc. Director  
MBB Contact



Tim Andrzejewski  
Asst. Director



Cassie Chance  
Asst. Director



Joe Dier  
Asst. Director



Joe Galbraith  
Asst. Director



Anne Cooke  
Admin. Secretary



Diane Keith  
Admin. Secretary

## BOB HARTLEY MEMORIAL FELLOWSHIP

Providing training opportunities for young SIDs



Bob Hartley



Jay Middleton

For more than half a century Robert M. "Bob" Hartley dedicated his life's work to promoting Mississippi State athletics. From his hiring as the school's first sports publicity director in August 1946 to his initial "retirement" as assistant athletic director for communications in June 1985, through his later years as an invaluable consultant for MSU's Department of Athletics, the man we called "Hart" gave special meaning to the words "loyalty" and "devotion to duty."

Mr. Bob's labors of love with MSU have not gone unrecognized. He has taken his place among college athletics' greats as a member of both the university's and the state's sports halls of fame and the College Sports Information Directors of America Hall of Fame.

His willingness to generously give of his talent, his time and his friendship serves as an inspiration to the countless lives he touched and to those that aspire to follow in his footsteps.

In that respect, the Bob Hartley Memorial Fellowship was created by the MSU Department of Athletics to provide training opportunities for young media relations practitioners.

Jay Middleton is the sixth recipient of the Bob Hartley Memorial Fellowship. A native of Tupelo, Miss., Middleton is in his fifth season working with the MSU athletic media relations office, currently serving as the school's primary contact for the men's tennis and women's golf programs. Having earned his bachelor's degree in communication from MSU in 2006 and now pursuing his master's in business administration, Middleton also works with MState's official athletics website (mstateathletics.com) and assists with the site's Maroon to the Max video/audio streaming service.

Previous recipients of Mississippi State's Bob Hartley Memorial Fellowship include Scott Kuykendall, Larry Little, Brock Turnipseed, René Oakes Garner and Tony Schmidt.

2007-08 BULLDOG BASKETBALL



# MEDIA INFORMATION

The 2007-08 Mississippi State University Men's Basketball Media Guide has been prepared to assist media members in their coverage of the Bulldogs. It is our hope that most of your questions will be answered on the pages of this guide. However, should you desire any additional information or assistance, please contact the MSU Athletic Media Relations Office (Office Phone: 662-325-2703/3595). We appreciate your coverage of Bulldog basketball and look forward to working with you again this season.

## MEDIA CREDENTIALS

Arrangements for media credentials for Mississippi State's 2007-08 home basketball season must be made through the MSU Athletic Media Relations Office. Requests by accredited media members should be made in writing and submitted on company letterhead to Mike Nemeth, Associate Athletic Director for Media and Public Relations. Credential requests can be mailed to the MSU Athletic Media Relations Office; P.O. Box 5308; MSU, MS 39762, or faxed to (662) 325-2563.

Priority for the issuance of credentials will be given to daily newspapers, radio stations and television stations which cover Mississippi State or MSU's game-day opponent on a regular basis. Due to space limitations, weekly publications, non-broadcasting radio representatives and on-line services may not be granted credentials. Student publications, radio stations and web sites that do not regularly cover MSU or its game-day opponent may be limited to one working media credential (press or photo), if applicable. Other credential requests will be handled on a space-available basis.

Members of the media are encouraged to file their written credential requests as far in advance of the requested game(s) as possible to ensure availability of credentials.

## MEDIA WILL CALL

With advance notification, credentials for MSU home basketball games can be left at the main back entrance of Humphrey Coliseum. For those who prefer, credentials can also be left at the will call window (southeast end) adjacent to the Humphrey Coliseum Athletic Ticket Office.

## MEDIA PARKING

A limited amount of parking spaces reserved for the media are available around the exterior of Humphrey Coliseum. Media members may consult the back of their media parking pass for diagrammed instructions regarding media parking locations. Requests for media parking passes should be specified when submitting requests for credentials.

## TELEPHONES AND ETHERNET USE

A limited number of telephones are available for media use before, during and after home basketball games on a first-come, first-served basis in the Babe McCarthy Room, located just to the left upon entering the main back entrance of Humphrey Coliseum through

the set of glass double doors. A limited number of high-speed ethernet connections are also available in the McCarthy Room on a first-come, first-serve basis.

## PLAYER INTERVIEWS

In most cases, players will be available before practices during the course of the 2007-08 basketball season. All media members are encouraged to contact David Rosinski of the MSU Athletic Media Relations Office by e-mail (rosinski@athletics.msstate.edu) or phone (662-325-3595) for player interview requests and practice times throughout the season. Any player interviews conducted prior to daily practices need to be concluded 30 minutes before the start of practice.

Through the MSU Athletic Media Relations Office, Bulldog players will be asked to contact media members by phone for pre-arranged interviews at a mutually agreeable time.

## HEAD COACH INTERVIEWS

Media members needing to conduct interviews with Mississippi State head basketball coach Rick Stansbury are encouraged to contact David Rosinski of the MSU Athletic Media Relations Office by telephone (662-325-3595) or via e-mail (rosinski@athletics.msstate.edu) for all interview requests throughout the season.

Telephone interviews with Rick Stansbury are best conducted weekdays prior to 11:00 a.m. CT, while in-person interviews with MSU's head basketball coach are recommended to take place weekdays prior to the team's afternoon practices.

## POST-GAME INTERVIEWS

Located just to the left (at the bottom of the back stairwell) as one enters the Humphrey Coliseum back entrance via the lower parking lot area, the Babe McCarthy Room will serve as the media workroom and post-game press conference room throughout the 2007-08 basketball season.

Following the prescribed 10-minute cooling-down period after each home game, MSU head coach Rick Stansbury will be made available in the Babe McCarthy Room for a post-game press conference. Selected MSU players will also be made available to media members in the Green Room for post-game comments after each home game following the 10-minute cooling-down period.

Again this season, Mississippi State's locker room and team room areas will be closed to the media following home basketball games throughout the 2007-08 season. MSU athletic media relations personnel will be on hand to assist media members with their specific post-game player interview requests.

After each home basketball game, the visiting head coach will be brought to the Babe McCarthy Room for a press conference once Rick Stansbury has left the room for his post-game radio show. Opponent sports information personnel will coordinate the visiting team's post-game player interviews either inside or outside the visiting team's locker room.

## GAME STATISTICS

Official NCAA boxscores and play-by-play will be handed out at courtside at halftime. Final game books, including boxscores, play-by-plays, shot charts and post-game quotes and notes, will be available in the Babe McCarthy Room following each game. Complete pre-game media packets will also be available to all attending media members.

## SATELLITE UPLINKS

The MSU Television Center will uplink game highlights and post-game interviews following all SEC home games during the 2007-08 men's basketball season. Please contact Bennie Ashford of the MSU Television Center (662-325-1332 or bashford@utc.msstate.edu) for specific details of this uplink service.

## SEC TELECONFERENCE

During the course of the 2007-08 Southeastern Conference basketball season, all 12 of the SEC men's basketball coaches and selected women's basketball coaches will participate in a league-wide teleconference twice weekly (every Monday and Thursday) beginning in January and running through the conference's regular season (Monday, Jan. 7 through Monday, March 10). The teleconferences will be coordinated through the SEC Media Relations Office. Following a brief introduction, each coach will answer questions from the media for seven minutes. Media members should contact SEC Associate Media Relations Director DeWayne Peevy at the league office (205-458-3010 or dpeevy@sec.org) for additional information.

## 2008 SEC BASKETBALL TELECONFERENCE

10:00 a.m.	Kevin Stallings (Vanderbilt)
10:07 a.m.	Billy Donovan (Florida)
10:14 a.m.	Dave Odom (South Carolina)
10:21 a.m.	Dennis Felton (Georgia)
10:28 a.m.	John Brady (LSU)
10:35 a.m.	Billy Gillispie (Kentucky)
10:42 a.m.	Bruce Pearl (Tennessee)
10:49 a.m.	John Pelphrey (Arkansas)
10:56 a.m.	Mark Gottfried (Alabama)
11:03 a.m.	Jeff Lebo (Auburn)
11:10 a.m.	Andy Kennedy (Mississippi)
11:17 a.m.	Rick Stansbury (Mississippi State)

*All times Central*

## MSU ON THE INTERNET

Visit the official Mississippi State University Athletics home page on the Internet at <http://www.msstateathletics.com>. The site provides updated statistics, game notes and other pertinent basketball information to visitors as well as live statistics and audio links.

The site also offers up-to-date information on all of MSU's 16 varsity sports, including schedules and results, player and coach biographies, as well as the latest news from the MSU athletic program.

In addition, *Maroon to the Max*, MSU's new multimedia experience, features live and delayed audio and video streaming of selected MSU sports, plus Bulldog coaches' TV shows, press conferences, and much more.



## PRINT MEDIA

**STARKVILLE DAILY NEWS**  
P.O. Drawer 1068  
Starkville, MS 39759  
Phone: 662-323-1642  
FAX: 662-323-6586  
sdnsports@bellsouth.net  
Sports Editor: Travis Downey  
Columnist: Don Foster  
Reporter: Aaron Seidlitz

**THE CLARION-LEDGER**  
P.O. Box 40  
Jackson, MS 39205  
Phone: 601-961-7294  
FAX: 601-961-7224  
quickwire@clarionledger.net  
Sports Editor: Rusty Hampton  
rhampton@clarionledger.com  
Columnist: Rick Cleveland  
rcleveland@clarionledger.com  
Beat Writer: Kyle Veazey  
kyle.veazey@clarionledger.com

**NORTHEAST MISS. DAILY JOURNAL**  
P.O. Box 909  
Tupelo, MS 38804-0909  
Phone: 662-842-2611 x572  
FAX: 662-842-2233  
terry.britt@djjournal.com  
Sports Editor: John Pitts  
john.pitts@djjournal.com  
Columnist: Gene Phelps  
gene.phelps@djjournal.com  
Beat Writer: Gregg Ellis  
gregg.ellis@djjournal.com

**THE COMMERCIAL DISPATCH**  
P.O. Box 511  
Columbus, MS 39701  
Phone: 662-327-1297  
FAX: 662-329-8937  
sports@cdispach.com  
Sports Editor: Joey Vaughan  
Columnist: Henry Matuszak  
Asst. Sports Editor: Danny P. Smith

**THE SUN HERALD**  
P.O. Box 4567  
Biloxi, MS 39535-4567  
Phone: 228-896-2352  
FAX: 228-896-2104  
sports@sunherald.com  
Sports Editor: Doug Barber  
Columnist: Jim Mashek  
jwmashek@sunherald.com

**THE COMMERCIAL APPEAL**  
495 Union Avenue  
Memphis, TN 38103  
Phone: 901-529-2360  
FAX: 901-529-2362  
sports@commercialappeal.com  
Exec. Sports Editor: Gary Robinson  
Sports Writer: Ron Higgins  
rhiggins@commercialappeal.com  
Sports Writer: Scott Cacciola  
cacciola@commercialappeal.com

**THE MERIDIAN STAR**  
P.O. Box 1591  
Meridian, MS 39301  
Phone: 601-693-1551 x3235, x3217  
FAX: 601-485-1275  
sports@themeridianstar.com  
Sports Editor: Rocky Higginbotham  
rhigginbotham@themeridianstar.com

**THE DAILY STAR**  
P.O. Box 907  
Grenada, MS 38902-0907  
Phone: 662-226-4321 x119  
FAX: 662-226-8310  
sports@grenadastar.com  
Sports Editor: Chuck Hathcock

**DAILY TIMES LEADER**  
P.O. Box 1176  
West Point, MS 39773  
Phone: 662-494-1422  
FAX: 662-494-1414  
dltisports@bellsouth.net  
Sports Editor: Logan A. Lowery

## WIRE SERVICE

**THE ASSOCIATED PRESS**  
125 S. Congress, Suite 1330  
Jackson, MS 39201  
Phone: 601-948-5897  
FAX: 601-948-7975  
jkme@ap.org  
Sports Writer: Chris Talbott  
ctalbott@ap.org

## TELEVISION MEDIA

**WCBI-TV (CHANNEL 4 CBS)**  
P.O. Box 271  
Columbus, MS 39703  
Phone: 662-245-0133  
FAX: 662-328-5222  
sports@wcbi.com  
Sports Director: Drew Powell  
dpowell@wcbi.com

**WTVA-TV (CHANNEL 9 NBC)**  
**WLOV-TV (CHANNEL 27 FOX)**  
P.O. Box 350  
Tupelo, MS 38802  
Phone: 662-842-7620 x3  
FAX: 662-620-1128  
sports@wtva.com  
Sports Directors:  
Jim Holder (jholder@wtva.com)  
Marlin Williams (marlin@wtva.com)

**WLBT-TV (CHANNEL 3 NBC)**  
P.O. Box 1712  
Jackson, MS 39215-1712  
Phone: 601-948-3333, 960-4428  
FAX: 601-355-7830  
Sports Director: Rob Jay  
robj@wlbt.net

## WAPT-TV (CHANNEL 16 ABC)

P.O. Box 10297  
Jackson, MS 39289-0297  
Phone: 601-922-1652 x154  
FAX: 601-922-8993  
Sports Director: Christian Steckel  
csteckel@hearst.com

## WJTV-TV (CHANNEL 12 CBS)

1820 TV Road  
Jackson, MS 39204-4148  
Phone: 601-944-4921, 4922  
FAX: 601-373-8401  
Sports Director: Rick Whitlow  
rwhitlow@wjtv.com

## RADIO MEDIA

**MISSISSIPPI NETWORK**  
6311 Ridgewood Road  
Jackson, MS 39211  
Phone: 601-957-1700, 601-991-2331  
FAX: 601-957-2389  
Sports Director: Dixon Williams  
dwilliams@telesouth.com

**WFCA RADIO**  
40 Mecklin Ave.  
French Camp, MS 39745  
Phone: 662-547-6414  
FAX: 662-547-9451  
Sports Director: Jason Crowder  
jason@wfcfm108.com

**CUMULUS BROADCASTING**  
Court Square Towers  
200 6th Street North, Suite 205  
Columbus, MS 39701  
Phone: 662-327-1183  
FAX: 662-241-4821

**CLEAR CHANNEL COMMUNICATIONS/**  
**WJDX RADIO**  
P.O. Box 31999  
Jackson, MS 39286  
Phone: 601-982-1062  
FAX: 601-362-1905  
thescore@clearchannel.com  
News/Program Director: Randy Bell  
Sports Talk Hosts: Doug Colson,  
Chuck Stinson, Ben Ingram

**WSFZ 930 AM RADIO**  
5 Twelve Oaks Circle, Suite A  
Jackson, MS 39209  
Phone: 601-922-9307  
FAX: 601-922-5051  
Sports Talk Host: Bo Bounds  
bobounds@jam.rr.com

## MSU RADIO CREW

Jack Cristil, Play-By-Play  
1310 Marquette  
Tupelo, MS 38801  
Phone: 662-842-6095  
FAX: 662-842-0725  
Jim Ellis, Color Analyst  
MSU Athletics  
P.O. Box 5327  
Mississippi State, MS 39762  
Phone: 662-325-8950  
FAX: 662-325-3654  
jellis@athletics.msstate.edu

## CAMPUS MEDIA

**THE REFLECTOR**  
P.O. Box 5407  
Mississippi State, MS 39762  
Phone: 662-325-8819  
FAX: 662-325-8985  
sports@reflector.msstate.edu  
Sports Editor: Melissa Meador

**WMSV RADIO**  
P.O. Box 6210  
Mississippi State, MS 39762  
Phone: 662-325-8034  
FAX: 662-325-8037  
wmsv@msstate.edu  
GM/Sports Director: Steve Ellis  
sellis@ra.msstate.edu

## MSU TELEVISION CENTER

P.O. Box 6101  
Mississippi State, MS 39762  
Phone: 662-325-1332  
FAX: 662-325-8324  
Electronic Media Coordinator:  
Bennie Ashford  
bashford@utc.msstate.edu

## SPECIALTY MEDIA

**DAWGS' BITE**  
1257 Louisville Street, #1  
Starkville, MS 39759  
Phone: 662-320-3982  
Editor: David Murray  
dawgbite@ebicom.net

**MAROON & WHITE MAGAZINE**  
P.O. Box 1263  
Starkville, MS 39759  
Phone: 662-418-7514  
Editor: Michael Wardlaw  
michael@maroonandwhitemag.com

**RIVALS.COM**  
P.O. Box 1797  
Ridgeland, MS 39158  
Phone: 601-957-7987  
Editor: Rob Haralson  
robh@rivals.com

**SCOUT.COM**  
P.O. Box 80283  
Starkville, MS 39759  
Phone: 662-320-8466  
Editor: Gene Swindoll  
swindoll@genespage.com





# STARKVILLE, MISSISSIPPI

## STARKVILLE, MISSISSIPPI: LIFE, WORK & PLAY FROM A WHOLE NEW ANGLE

Starkville, Mississippi is the easy answer for "outside the box" business expansion and relocation opportunities. Our growing economy offers state-of-the-art technology and strong business and industry support. First-class shopping, dining, golfing and cultural opportunities offer life and play from a different angle. Adjacent to Mississippi State University and abundant in southern charm, Starkville offers big city resources with affordable hometown hospitality. If you're ready to experience life, work and play from a different angle, the answer is clear: Starkville, Mississippi.

### CITY BACKGROUND

Founded in 1831 under the name "Boardtown," Starkville was incorporated and received its charter in 1837. Renamed for General John Stark, a Revolutionary War hero, Starkville is a thriving community located in the heart of Mississippi, easily accessible to metropolitan areas, such as Jackson, Birmingham and Memphis - and just 25 minutes from the Natchez Trace Parkway.

### MISSISSIPPI STATE UNIVERSITY

A college town for more than a century, Starkville is surrounded by the energy and enthusiasm of the "Peoples University." Boasting an enrollment in excess of 17,000 students, Mississippi State University is the largest university in

the state. MSU serves up exciting SEC sports action with its championship football, basketball and baseball teams. The university is also a national leader in veterinary medicine, agricultural research and engineering. Plus, MSU is home to both the highly acclaimed Lyceum Series and the Mississippi Piano Showcase, attracting the best cultural talent from around the world.

When you visit the campus, be sure to stop at the John Grisham Room at the Mitchell Memorial Library where America's best-selling author and 1977 MSU alum exhibits a personal collection of papers and publications. While at the library, you can also visit the Charles H. Templeton Sr. Music Museum, which showcases over 22,000 pieces of sheet music, records and musical instruments from the 1890s Ragtime Era.

Don't miss the other complimentary tours available at MSU where visitors may watch how the university's famous Edam cheese is made, taste MSU wine, juice and jellies that are produced from muscadine grapes.

### THE GREAT OUTDOORS

Spectacular natural scenery flourishes every season in our part of the world. A year-round temperate climate makes Starkville an excellent destination for outdoor enthusiasts. Offering visitors a national wildlife refuge for hunting, picnicking, bird-watching, and hiking - as well as plentiful lakes for fishing - Starkville can't be beat.

Those who have discovered the

48,000-acre Noxubee National Wildlife Refuge know that it is an outdoor paradise, and a place where America's symbol of freedom, the bald eagle, as well as alligators, red cockaded woodpeckers, bobcats and wild turkeys call home.

Nearby are the John W. Starr Memorial Forest, an 8,200-acre natural woodlands park, and the Tennessee-Tombigbee Waterway, offering 1,000 miles of shoreline and 110,000 acres of land and water for play.

### RICH HISTORY

Learn about Starkville's past with a visit to the Oktibbeha County Heritage Museum, where local artifacts are on display in a restored GM&O Railroad Depot. Enjoy a leisurely walking tour of one of Starkville's five historic districts. Make sure to explore the Cotton District, a thriving example of the architectural theory of "new urbanism." This revived district, which boasts the charm of Old Charleston or the French Quarter in New Orleans, once housed local cotton mill workers.

### HOSPITALITY

Starkville is proud of its Southern hospitality, and our dining and lodging options are no exception. With more than 50 restaurants offering everything from down-home cooking and mouth-watering barbecue to fine dining and exotic cuisine, there is something to please every palette. Our lodging options range from national hotel chains to a full-service historic hotel, perfect for families or romantic weekend getaways.

## STARKVILLE DINING

### VARIETY

The Abbey Restaurant  
☎ 320-3816 • 100 East Main Street  
Abner's Famous Chicken  
☎ 338-0098 • 518 S. Montgomery  
Applebee's Neighborhood Grill & Bar  
☎ 324-3459 • 814 Hwy 12 West  
Barnhill's Buffet  
☎ 615-5491 • 409 Hwy 12 East  
Big Daddy's Restaurant & Bar  
☎ 323-5005 • 223 Main Street  
BIN 612  
☎ 324-6126 • 612 Univ. Dr., Ste. 3  
Bleecker Street Deli & Bistro  
☎ 325-0923 • MSU Student Union  
Bulldog Deli  
☎ 324-3354 • 702 University Drive  
Catfish One  
☎ 324-1142 • 605 S. Jackson Street  
Chili's Bar & Grill  
☎ 323-2505 • 125 Hwy 12 West  
Christy's Hamburgers  
☎ 323-6497 • 446 Hwy 12 West  
City Bagel Cafe  
☎ 323-3663 • 511 University Drive  
Cotton District Grill  
☎ 323-6062 • 106 Maxwell Street

Doe's Eat Place  
☎ TBA • 213 East Main Street  
Garibaldi's Grill Mexican Restaurant  
☎ 338-1868 • 500 Hwy 12 East  
Huddle House  
☎ 615-1313 • 809 Hwy 12 West  
Jack Salmon Fish House  
☎ 323-6110 • 105 Hwy 82 West  
The Little Dooey  
☎ 323-6094 • 100 Fellowship Street  
McAlister's Deli  
☎ 324-2565 • 500 Russell St., Ste. 7  
McCleskey's Deli (Bulldog Lanes)  
☎ 323-2892 • 400 Hwy 12 West  
Mexico Tipico  
☎ 323-2117 • 123 Hwy 12 East  
Mi Hacienda Mexican Restaurant  
☎ 320-2233 • 911 Hwy 12 West  
Miso Noodle & Sushi Bar  
☎ 325-0923 • MSU Student Union  
MSU Perry Cafeteria  
☎ 325-2965 • Darden Ave. at MSU  
Mugshots Grill & Bar  
☎ 324-3965 • 101 N. Douglas Conner  
Oby's  
☎ 323-0444 • 504 Academy Road  
Oktoc Grill  
☎ 324-2622 • Cotton District

Old Venice Pizza Company  
☎ 320-6872 • 110 East Main Street  
Petty's BBQ  
☎ 324-2363 • 103 Hwy 12 West  
Polliwogs Eatery and Pub  
☎ 323-4274 • 511 Academy Road  
Ravin' Restaurant  
☎ 324-3335 • 1011 Louisville Street  
Remington's Hunt Club Bar & Grill  
☎ 615-5444 • 400 Hwy 12 West  
Rick's Cafe  
☎ 324-7425 • 319-B Hwy 82 East  
Rock Bottom Bar & Grill  
☎ 338-5352 • 701 University Drive  
Ruby Tuesday  
☎ 615-4245 • 110 Hwy 12 West  
Shaherazad's  
☎ 242-6902 • 612 Univ. Dr., Ste. 1  
Sonny's BBQ  
☎ 323-1398 • 1347 16th Section Rd.  
Spanky's  
☎ 323-7499 • 405 Russell Street  
Starkville Cafe  
☎ 323-1665 • 211 Main Street  
Stromboli's  
☎ 615-4080 • 408 University Drive  
Sushi on Main  
☎ 323-5005 • 101 N. Jackson Street

Sweet Peppers Deli  
☎ 323-0204 • 904 Hwy 12 West  
Three Generations  
☎ 324-1507 • 217 N. Jackson St.  
Umi Japanese Restaurant  
☎ 338-9008 • 101-A G.T. Thames Dr.  
Up Your Alley Tamales & Margaritas  
☎ 338-9020 • 701 Univ. Dr., Ste. 1  
Waffle House  
☎ 323-3968 • 1105 Hwy 82 East  
Zaxby's  
☎ 320-9003 • 829 Hwy 12 West  
Zoca Southwestern Grill  
☎ 325-0923 • MSU Student Union

### STEAKS/SEAFOOD

Cappe's Steakhouse  
☎ 324-1987 • 105 Eckford Drive  
Harvey's  
☎ 323-1639 • 406 Hwy 12 East  
Richey's  
☎ 324-2737 • 513 Academy Road  
Rosey Baby  
☎ 324-1949 • 300 S. Jackson Street  
The Veranda  
☎ 323-1231 • 208 Lincoln Green  
Wasson's Fish House  
☎ 338-9220 • 106 Eckford Drive

## HISTORIC LODGING

The historic Hotel Chester, a full-service hotel located in downtown Starkville, has been newly renovated with accommodations that take you back into time.

## GOLFING

MSU's public golf course is rated by *Golf Digest* as one of the nation's "Best Places to Play." Located minutes from Starkville is the Old Waverly Golf Club - the site of the 1999 U.S. LPGA Women's Open Championship - which is named "One of the Top 100 Courses in the Nation" by *Golf Digest*. Also, Highlands

Plantation offers 18 holes which remind you of the courses in Scotland.

## ENTERTAINMENT

Starkville offers big-city entertainment choices as well. One of the smallest towns in the nation that touts a symphony orchestra and chorus, Starkville also actively supports a community theater. Top-name entertainers and speakers are brought to town through the Lyceum and LECTERN Series, as well as through Music Maker Productions. The Blackfriars Drama Society, the Madrigal Singers, art exhibits, award-winning Mississippi State

faculty concerts, as well as exciting year-round events, such as rodeos and horse shows at the Mississippi Horse Park, all add to the numerous cultural activities available.

## GREATER STARKVILLE DEVELOPMENT PARTNERSHIP

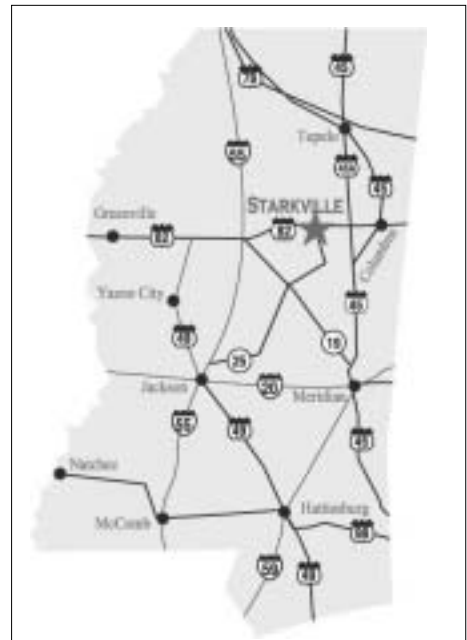
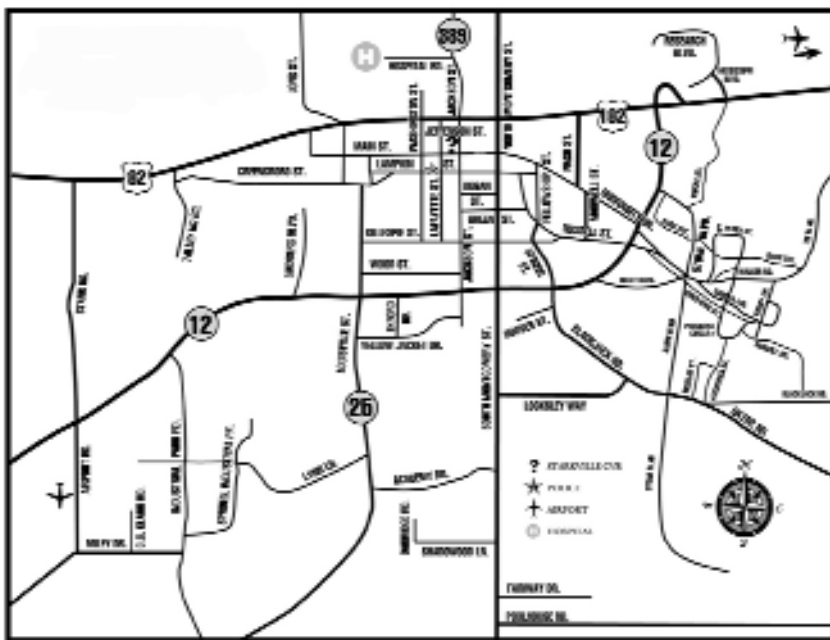
200 EAST MAIN STREET  
STARKVILLE, MS 39759

PHONE: 662-323-3322

TOLL FREE: 800-649-8687

FAX: 662-323-5815

[www.starkville.org](http://www.starkville.org)



## AND LODGING

### FAST FOOD

- Arby's  
☎ 324-4694 • 112 Hwy 12 West
- Burger King  
☎ 325-0923 • Roberts Bldg at MSU
- Captain D's  
☎ 323-0689 • 306 Hwy 12 East
- Chick-fil-A  
☎ 325-0923 • MSU Student Union
- Hardee's  
☎ 323-8047 • 411 Hwy 12 East
- Kentucky Fried Chicken  
☎ 323-1944 • 127-A Hwy 12 West
- Lenny's Sub Shop  
☎ 323-8008 • 100 Russell Street
- McDonald's  
☎ 323-1706 • 505 Hwy 12 East
- McDonald's  
☎ 320-3908 • 817 Hwy 12 West
- Popeye's  
☎ 324-3537 • 841 Hwy 12 West
- Quiznos Sub  
☎ 320-7205 • 409 University Drive
- Sonic Drive-In  
☎ 323-3448 • 302 Hwy 12 East
- Sonic Drive-In  
☎ 324-6214 • 815 Hwy 12 West

- Subway  
☎ 323-6316 • 416 Hwy 12 East
- Subway  
☎ 324-6040 • 911 Hwy 12 West
- Subway  
☎ 323-3733 • 1010 Hwy 12 West
- Subway  
☎ 325-8166 • MSU Campus
- Taco Bell  
☎ 323-5174 • 207 Hwy 12 West
- Wendy's  
☎ 324-2929 • 100 Hwy 12 West

### CHINESE

- China Garden  
☎ 323-8686 • 821-A Hwy 12 West
- Great Wall  
☎ 324-8298 • 1146 East Lee Blvd.
- Taste of China  
☎ 324-0555 • 608 Hwy 12 East

### PIZZA

- Dave's Dark Horse Tavern  
☎ 324-3316 • 410-A Hwy 82 East
- Domino's  
☎ 324-2100 • 101 Hwy 12 East

- Hot Stuff Pizza  
☎ 323-2707 • 868 Hwy 12 West
- Papa John's Pizza  
☎ 323-7272 • 500 Russell Street
- Pizza Hut  
☎ 338-1028 • 911 Hwy 12 West
- Pizza Hut  
☎ 323-8373 • 211 Hwy 12 West
- Sbarro Pizzeria  
☎ 325-0923 • MSU Student Union

### COFFEE/DESERTS

- Barnes & Noble Café  
☎ 325-1576 • Cullis Wade Depot
- Baskin Robbins Ice Cream & Yogurt  
☎ 323-2707 • 868 Hwy 12 West
- Bop's Frozen Custard  
☎ 323-5449 • 127 Hwy 12 West
- Cold Stone Creamery  
☎ 320-7066 • 605 Hwy 12 East
- Food For Thought  
☎ 325-0923 • MSU Library
- LJ's Coffee and Bakery  
☎ 615-0123 • 911 Hwy 12 West
- MSU State Fountain  
☎ 325-2967 • MSU Mini Mall
- Pietro's Gelato Cafe  
☎ 338-9166 • 603 University Drive

- ShIPLEY Donuts  
☎ 324-6003 • 418 Hwy 12 East
- Strange Brew Coffeehouse  
☎ 320-7022 • 605 Hwy 12 East
- TCBY  
☎ 323-3996 • 100 Russell Street

### HOTELS/MOTELS

- America's Best Value Inn  
☎ 323-6161 • 403 Hwy 12 East
- Comfort Suites  
☎ 324-9595 • 801 Russell Street
- Days Inn & Suites  
☎ 324-5555 • 119 Hwy 12 West
- Hampton Inn  
☎ 324-1333 • 700 Hwy 12 East
- Holiday Inn Express & Suites  
☎ 324-0076 • 110 Hwy 12 West
- Hotel Chester  
☎ 323-5005 • 101 N. Jackson Street
- Microtel Inn & Suites  
☎ 615-0700 • 1121 Hwy 82 East
- Regal Inn  
☎ 323-8251 • 410 Hwy 82 East
- University Inn  
☎ 323-9550 • 703 Spring Street
- University Motel  
☎ 323-1421 • 104 Hwy 82 West



# RADIO AND TELEVISION

From the opening tip-off to the final buzzer, the color and excitement that is Mississippi State basketball fills the airwaves across the Mid-South again this season thanks to the MSU Basketball Radio Network. Linking nearly 30 radio stations, the satellite-fed broadcast signal blankets the Magnolia State. Network programming is distributed and coordinated through the facilities of TeleSouth Communications, Inc., headquartered in Jackson, Miss.

During the 2007-08 Mississippi State sports season, WFCA-FM (107.9), a 100,000-watt station located in French Camp, Miss., will again serve as the flagship station for the Bulldog Radio Network. The station, which blankets most of the north central portion of the state, is scheduled to air every Bulldog basketball game this season. In addition to having aired all MSU football games in the fall, WFCA is also slated to carry a substantial women's basketball schedule this year as well as the majority of the 2008 Mississippi State baseball slate.

Again this season, each basketball broadcast will tip off with an informative half-hour pre-game show in which 10th-year head basketball coach Rick Stansbury previews the upcoming opponent. A live post-game report featuring MSU's cage boss will round out the gameday programming.

The knowledgeable broadcasting tandem of Jack Cristil and Jim Ellis will once again be behind the microphones this season describing all of the play-by-play action.

The dean of SEC sportscasters, the personable Jack Cristil begins his 51st season of handling the play-by-play duties for Bulldog basketball. The Memphis, Tenn., native recently completed his 55th season of broadcasting Mississippi State football since being hired by legendary MSU athletic director C.R. "Dudy" Noble in the summer of 1953.

A veteran of nearly 2,000 MSU football and basketball broadcasts, Cristil is one of the South's most distinguished and most honored sports broadcasters, having been chosen by his peers in the broadcasting industry as the "Outstanding Sportscaster in Mississippi" a

record 21 times during his illustrious career. In 1992, Cristil became the first non-athlete/non-athletic administrator to be inducted into the Mississippi Sports Hall of Fame, in addition to receiving the inaugural Ronald Reagan Lifetime Achievement Award presented by the National Association of Sportscasters and Sportswriters. In 1997, he was honored by the College Football Hall of Fame as the second recipient of the coveted Chris Schenkel Award for broadcasting excellence. Cristil was also inducted into the Mississippi State University Sports Hall of Fame in 2003, while most recently having been honored in 2004 with the prestigious Lindsey Nelson Award, given annually to one of the nation's premier sports broadcasters.

Cristil has handled the play-by-play for Mississippi State basketball since 1957-58, having been associated with 10 head football coaches and eight head men's basketball mentors through the years at MSU.

Beginning his 25th year with the MSU Basketball Radio Network, color analyst Jim Ellis will again team with Cristil this basketball season to form one of the finest broadcasting tandems in the SEC. Ellis was named the "Outstanding Broadcaster in Mississippi" in both 2002 and 1999. This past football season, he was honored by the Mississippi Chapter of the National Football Hall of Fame for his contributions to amateur football. A native of West Point, Miss., Ellis attends to the behind-the-scenes technical aspects of the operation that keep the broadcasts on the air, in addition to his on-air duties as the Bulldogs' insightful color commentator.

Ellis, a 1969 Mississippi State alumnus, is probably best known as the ever-popular "Voice of the Baseball Bulldogs," serving as the producer-director of one of the nation's largest collegiate baseball radio networks for the past 29 years. In addition to teaming with Cristil on the MSU football and men's basketball radio broadcasts, Ellis handles the play-by-play chores for the Lady Bulldog basketball team. During his stint at his alma mater, Ellis has also handled the play-by-play basketball and football duties for various national and

regional TV networks. Ellis also serves as the associate athletic director for marketing and corporate development within the Mississippi State University athletic department, overseeing the management of the Bulldog Sports Network.



The veteran tandem of Jack Cristil (right) and Jim Ellis begin their 25th season of broadcasting Bulldog Basketball together on the MSU Radio Network.

## MSU BASKETBALL RADIO NETWORK

(Affiliate listing as of Sept. 28, 2007)

City/Town	Station	Frequency
•Aberdeen	WWZO-AM	1240
•Amory	WAMY-AM	1580
•Batesville	WBLE-FM	100.5
•Biloxi	WTNI-AM	1640
•Booneville	WBVV-FM	99.3
•Bude	WMJU-FM	104.3
•Cleveland	WMJW-FM	107.5
•Columbia	WCJU-FM	104.9
•Corinth	WKCW-AM	1350
•French Camp	WFCA-FM	107.9
•Greenville	WDMS-FM	100.7
•Grenada	WOHT-FM	92.3
Hackelburg, AL	WFMH-FM	95.5
•Hattiesburg	WMXI-FM	98.1
•Indianola	WTCD-FM	96.9
•Jackson	WOAD-FM	105.9
•Lucedale	WRBE-FM	106.9
•McComb	WAKK-FM	104.9
•Memphis, TN	KOPN-AM	730
•Meridian	WMOX-AM	1010
•Monticello	WRQO-FM	102.1
•Philadelphia	WWSL-FM	102.3
•Tupelo	WKMQ-AM	1060
•Vicksburg	WVBG-FM	105.5
•West Point	WKBB-FM	100.9
•Wiggins	WIGG-AM	1420
•Winona	WONA-FM	95.1
•Yazoo City	WYAB-FM	93.1

• - Also carrying "Dawgs Talk" call-in radio show

## MISSISSIPPI STATE BASKETBALL WITH RICK STANSBURY


Returning for its 10th season is the popular "Mississippi State Basketball with Rick Stansbury," a 30-minute television program featuring MSU's 10th-year head coach Rick Stansbury and his 2007-08 Bulldog basketball edition.

Hosted by veteran sportscaster Jack Cristil, the weekly show will feature game highlights, player interviews, scouting reports on upcoming opponents and courtside profiles showcasing interesting aspects of the MSU basketball program.

Under the direction of producer/director Bennie Ashford, the half-hour television program is a production of the Bulldog Sports Network in conjunction with the Mississippi State University Television Center.



# 2008-09 MISSISSIPPI STATE UNIVERSITY OUTLOOK





# 2008-09 SEASON OUTLOOK

Experience. A senior-laden team. For many basketball programs throughout the country, those are the norms. At Mississippi State, well, that's a different story for Rick Stansbury. It's as if the Bulldogs are rebuilding every year.

Of course, that really hasn't been a setback, mind you. After all, MSU has held its own during the Stansbury Era.

The proof is in the wins. Or better yet, the championships and post-season appearances.

Entering his 11th season as MSU's top man on the sidelines, Stansbury is the program's all-time winningest coach, a milestone he achieved last season when he moved past his former boss Richard Williams with a victory against Texas A&M-Corpus Christi on Dec. 21, 2007.

He now has coached Mississippi State to 208 victories, and along the way has captured four Western Division crowns, an overall SEC title and the 2002 SEC Tournament championship.

Not bad for someone constantly battling youth and inexperience.

"Our goals are the same every year," the Kentucky native said. "That's to compete for championships. And we've been able to do that, and we'll continue to do that."

The prognosticators say this could be a challenging year for the Bulldogs. Perhaps a rebuilding one.

And on paper, it certainly might look that way.

However, Stansbury and his staff have never concerned themselves with how "things might look."

Again, just look at the titles.

Sure. Mississippi State lost three starters off last year's squad that advanced to the second



Known simply as "Swat," Jarvis Varnado led the nation with 157 blocks a year ago.

round of the NCAA Tournament. And yes, those three starters accounted for nearly 60 percent of the Bulldogs' scoring.

However, there are three key factors to this season's team that Stansbury says could serve his

team well. First, the Bulldogs' top 3-point shooter from a year ago, Barry Stewart, returns. Opponents certainly recall his talents. He did, it should be noted, drain 62 treys as a sophomore.

Second, the nation's top defender in Jarvis Varnado is back.

Remember him?

When it came to blocking shots, no one was better. By the time the season ended with a loss to Memphis in Little Rock, the Brownsville, Tenn., native had swatted away a 157 shots, shattering the school's record of 106 set by Erick Dampier in 1995-96.

Third, there's depth in both the frontcourt and the backcourt thanks to an influx of talented freshmen and the return of several players from last year whose roles were as reserves.

"I like my team," Stansbury said. "But with youth, there are always the unknowns. We have several players that haven't been tested, and that's always both a concern and challenge."

## THE FRONT COURT

There's no question the strength inside starts with Varnado.

Without doubt, the 6-foot-9 forward was a beast inside defensively. But he also showcased the propensity to score when needed.

Twice last year, he totaled 16 points and finished the season with an average of 7.9

No. He didn't take a lot of shots, but when he



Junior Barry Stewart drained 62 3-pointers last year and is MSU leading returning scorer.

## ROSTER BREAKDOWN BY EXPERIENCE

### RETURNING PLAYERS (ALPHABETICAL)

#24 Kodi Augustus (6-8, 220, So., F, 1L)

Saw limited action in 11 games; 1.5 ppg

#45 Elgin Bailey (6-8, 265, So., F/C, 1L)

In 31 games, averaged 1.7 ppg and 1.5 rpg

#15 Riley Benock (6-4, 180, So., G, 1L)

Dished out 22 assists and averaged 1.8 ppg

#33 Brandon Bolen (6-3, 195, So., G, 1L)

Begins second season as walk-on guard

#14 Rod Bryant (6-1, 165, So., G, 1L)

Saw limited action in five games as freshman

#44 Brian Johnson (6-9, 245, Sr., F/C, 1L)

2.3 ppg, 2.2 rpg and 12 blocked shots

#2 Ravern Johnson (6-7, 175, So., F/C, 1L)

2.3 ppg, 1.0 rpg & 10 assists as a rookie

#22 Barry Stewart (6-2, 170, Jr., G 2L)

Drained a team-high 62 3-pointers as a soph

#25 Phil Turner (6-3, 170, So., G, 1L)

2.3 ppg, 1.0 rpg & 10 assists as a rookie

#32 Jarvis Varnado (6-9, 210, Jr., F/C 2L)

Led nation with school-record 157 blocks

### FIRST-YEAR PLAYERS (ALPHABETICAL)

#4 Twany Beckham (6-5, 190, Fr., G, HS)

15.0 ppg & 67.0 rpg at New Hampton School

#3 Dee Bost (6-2, 170, Fr., G, HS)

18.5 ppg & 5.5 rpg at Hargrave Military Aca.

#10 Christopher Gay (6-0, 180, Sr., G, TR)

A walk-on transfer from William Carey College

#1 Jacquiese Holcombe (6-6, 205, Fr., F, JC)

13.4 ppg & 7.3 rpg at Georgia Perimeter

#20 Taylor Luczak (6-8, 220, Fr., F, HS)

First-year walk-on; former MSU javelin thrower

#5 Romero Osby (6-8, 230, Fr., F, HS)

22.4 ppg, 14.6 rpg & 3.9 apg at NE Lauderdale

# 2008-09 SEASON OUTLOOK



did, he was rather accurate putting the basketball in the bucket.

He hit 64.1 percent of his shots (109 of 170), mostly from short range. In the offseason, Stansbury challenged him to extend his shot selection to 10-12 feet.

That meant for extra time in the gym, which wasn't a problem for this son of a coach.

"Jarvis has a lot of work to do, but he is willing to work and improve," Stansbury said. "That's never been a question. We know what he can do for us on the defensive end. Now, we just need that same type of production on the other end."

And he certainly won't be asked to carry the load all by himself.

Again, there's depth.

Back are Brian Johnson and Elgin Bailey, who saw action in 33 and 31 games, respectively. Also returning is Kodi Augustus, whose play was limited to just 11 games.

However, the coaches will be the first to say Augustus is one of the more improved players from a year ago who has put himself into a position to possibly start at the four spot.

For starters, he's an excellent shooter, from anywhere on the court.

Not only can he score inside, he's just as capable stepping out and knocking down a 3-pointer. He's also quick on his feet and can handle the basketball.

Last year as a freshman, it was his lack of defense that kept him on the bench.

"He used the lack of playing time as motivation to get better," Stansbury said. "We challenged him, and he accepted the challenge."

After transferring from the University of

Louisville two years ago, Brian Johnson proved to be a valuable player off the bench last season.

He averaged nearly 10 minutes per game and totaled 2.3 points and 2.2 rebounds an outing. Stansbury is confident those numbers will increase this year. If that is indeed the case, his minutes will increase as well.

The same can be said for Bailey.

Without question, he improved as the season progressed during his freshman campaign, accounting for a majority of his 52 points in the second half of the season. And as he became more comfortable with the transition to the collegiate game, his confidence increased immensely.

That was evident back in February when he tied his career-high of eight points in a key game against Arkansas to determine positioning in the Western Division.

Now, fast-forward to this season. Those same traits are expected from newcomers Jacquiese Holcombe and Romero Osby.

The 6-6 Holcombe comes to MSU following his All-American junior college career at Georgia Perimeter College.

Last season, he averaged 13.4 points and 7.3 boards and was named the Region 17 player of the year.

On eight different occasions, he poured in 20-plus points, the type of production that certainly caught the attention of the MSU coaching staff while out on the recruiting trails.

Osby arrived to campus following a stellar high school career, where he averaged 22.4 points, 14.6 steals and 4.7 blocks. As important, he understands winning, having experienced the sweet



The Bulldogs expect to get more scoring from Ravens Johnson this year. As a freshman in 2007-08, he played in 29 games and averaged 2.5 points

taste of victory 98 times while at Northeast Lauderdale in Meridian. His senior season, he posted a double-double in all but one game.

He is expected make an immediate impact.

## THE BACKCOURT

Just like Varnado will be counted upon to anchor the paint, the same will be expected from Stewart in the perimeter.

From his freshman season to his sophomore campaign, he increased his scoring production by



Sophomore Kodi Augustus, a forward, has shown great outside shooting skills and is likely to see more playing time this year.

## ROSTER BREAKDOWN BY POSITION

### POST PLAYERS (ALPHABETICAL)

#24 Kodi Augustus (6-8, 220, Jr., F, 1L)  
Offensive skills will get him more playing time

#45 Elgin Bailey (6-8, 265, So., F/C, 1L)  
Best game was 8 points against Ole Miss

#1 Jacquiese Holcombe (6-6, 205, Jr., F, JC)  
JC All-American and Region 17 POY

#21 Brian Johnson (6-9, 245, Sr., F/C, 1L)  
Louisville transfer logged 10 minutes a game

#20 Taylor Luczak (6-8, 220, Fr., F, HS)  
11.3 ppg, 7.6 rpg and 3.1 blocks as senior

#5 Romero Osby (6-8, 230, Fr., F, HS)  
Two-time, first-team all-state performer

#32 Jarvis Varnado (6-9, 210, Jr., F/C, 2L)  
The reigning National Defensive POY

### PERIMETER PLAYERS (ALPHABETICAL)

#4 Twany Beckham (6-5, 190, Fr., G, HS)  
Nation's No. 15 post-graduate by Scout.com

#15 Riley Benock (6-4, 180, So., G, 1L)  
Went to same high school as Rick Stansbury

#33 Brandon Bolen (6-3, 195, So., G, 1L)  
Totaled 12 minutes as walk-on rookie

#3 Dee Bost (6-2, 170, Fr., G, HS)  
Led Hargrave to 29-0 mark, prep national title

#14 Rod Bryant (6-1, 165, So., G, 1L)  
Hit on his first collegiate field goal

#10 Christopher Gay (6-0, 180, Sr., G, TR)  
Was a team manager a year ago

#2 Ravens Johnson (6-7, 175, So., G/F, 1L)  
Scored 5-plus points eight times

#22 Barry Stewart (6-2, 170, Jr., G, 2L)  
MSU's leading returning scorer, 3-point shooter

#25 Phil Turner (6-3, 170, So., G, 1L)  
Averaged 16.6 minutes an outing as freshman



# 2008-09 SEASON OUTLOOK

two points and finished the year with an 11.5 clip. But where he made his mark was beyond the arc with his 62 treys.

"We needed Barry to step his game up last year, and we're going to need that again," Stansbury said. "We're going to need him to be consistent."

Yes. Stewart is a scorer. But he also showed he knows how to get others involved as he concluded the 2007-08 year with 88 assists, the second most on the team.

So, the question begs: When he's not scoring, who will he be looking to get the basketball too.

Like the guys in the post, there are numbers in the backcourt.

Sophomores Ravern Johnson and Phil Turner came onto the scene last year and displayed signs of greatness. Now, Stansbury hopes they can sustain that greatness for a longer period of time.

This duo will be competing for the starting nod at the third guard slot, and the player that shows the most consistency and accuracy will win the job.

That leaves the point, and the question on everyone's mind is who will direct the offense.

It's never easy being a freshman point guard in the Southeastern Conference, but that's exactly the task facing Dee Bost. However, according to his coaches, Bost isn't a typical freshman.

Unproven? Sure. Still, the athleticism and talent are evident. Just how athletic? Please note that he was an all-star in both basketball and football during his stellar prep days in Concord, N.C.

"I like the way he plays and the attitude he brings to the court," Stansbury said. "He's a gym rat that works every day to get better."

Then there's the depth.

Sophomore Riley Benock returns after getting his number called 28 times last season. He's another player that's a threat from long range and with a year of experience under his belt, Stansbury



**MISSISSIPPI STATE UNIVERSITY'S 2008-09 COACHING STAFF**

*Sitting: Rick Stansbury, Head Coach*

*Back Row (L-R): Marcus Grant, Phil Cunningham, Talvis Franklin, Robert Kirby, Assistant Coaches*

expects Benock to make even more of an impact and sooner.

He's also hoping the same for incoming freshman Twany Beckham, a left-handed performer who's capable of playing all three guard positions.

He's quick, can shoot and has excellent ball-handling skills.

Other Mississippi State players to keep an eye on are walk-ons Brandon Bolen, Christopher Gay and Rod Bryant, all guards, and forward Taylor Luczak.



*Beginning his 11th season at the MSU helm, Rick Stansbury became MState's all-time winningest coach last year. He now has 208 for his career.*

## 2008-09 MISSISSIPPI STATE BULLDOGS

No.	Name (MSU Letters)	Pos.	Ht.	Wt.	Cl.	Hometown	PPG	RPG	APG/BPG
24	Kodi Augustus*	F	6-8	220	So.	Baton Rouge, LA	1.5	1.1	0.3 bpg
45	Elgin Bailey*	F/C	6-8	265	So.	New Orleans, LA	1.7	1.5	0.3 bpg
4	Twany Beckham	G	6-5	190	Fr.	Louisville, KY	+15.0	6.0	8.0
15	Riley Benock*	G	6-4	180	So.	Battletown, KY	1.8	0.7	0.8
33	Brandon Bolen*	G	6-3	195	So.	Madison, MS	0.1	0.4	0.0
3	Dee Bost	G	6-2	170	Fr.	Concord, NC	+18.5	5.5	4.7
14	Rod Bryant*	G	6-1	165	So.	Birmingham, AL	0.8	0.2	0.0
10	Christopher Gay	G	6-0	180	Sr.	Hattiesburg, MS	0.8	0.2	0.2
1	Jacquiese Holcombe	F	6-6	205	Jr.	College Park, GA	#13.4	7.3	2.1 bpg
44	Brian Johnson*	F/C	6-9	245	Sr.	Laurinburg, NC	2.3	2.2	0.4 bpg
2	Ravern Johnson*	G/F	6-7	175	So.	Lyon, MS	2.5	1.0	1.9 bpg
20	Taylor Luczak	F	6-8	220	Fr.	Glen Falls, NY	^11.3	7.6	3.1 bpg
5	Romero Osby	F	6-8	230	Fr.	Meridian, MS	+22.4	14.6	4.7 bpg
22	Barry Stewart**	G	6-2	170	Jr.	Shelbyville, TN	11.5	4.6	2.6
20	Phil Turner*	G	6-3	170	So.	Grenada, MS	4.0	2.8	0.8
5	Jarvis Varnado**	F/C	6-9	210	Jr.	Brownsville, TN	7.9	7.8	4.6 bpg

+ - High school statistics from 2007-08 season

^ - High school statistics from 2006-07 season

# - 2007-08 Georgia Perimeter College stats

- William Carey stats from 2005-06



# 2008-09 MSU BREAKDOWN



## 2008-09 MISSISSIPPI STATE UNIVERSITY BULLDOGS

*Sitting (L-R): Rod Bryant, Dee Bost, Brandon Bolen, Twany Beckham, Riley Benock, Barry Stewart, Christopher Gay.*

*Standing (L-R): Jacquiese Holcombe, Kodi Augustus, Elgin Bailey, Jarvis Varnado, Brian Johnson, Taylor Luczak, Romero Osby, Ravern Johnson, Phil Turner.*

## AN INSIDE LOOK AT THIS YEAR'S BULLDOGS

### SQUAD BREAKDOWN BY CLASS

#### SENIORS (2):

Christopher Gay, Brian Johnson

#### JUNIORS (3):

Jacquiese Holcombe, Barry Stewart,  
Jarvis Varnado

#### SOPHOMORES (7):

Kodi Augustus, Elgin Bailey,  
Riley Benock, Brandon Bolen,  
Rod Bryant, Ravern Johnson, Phil Turner

#### FRESHMEN (4):

Twany Beckham, Dee Bost,  
Taylor Luczak, Romero Osby

### BIRTHDAYS

Christopher Gay (Jan. 14, 1986)  
Barry Stewart (Feb. 4, 1988)  
Jarvis Varnado (March 1, 1988)  
Brandon Bolen (March 21, 1989)  
Romero Osby (May 7, 1990)  
Rod Bryant (May 15, 1988)  
Riley Benock (June 7, 1989)  
Ravern Johnson (July 21, 1988)  
Brian Johnson (Aug. 16, 1986)  
Jacquiese Holcombe (Sept. 15, 1987)

Dee Bost (Oct. 12, 1989)

Taylor Luczak (Oct. 15, 1988)

Elgin Bailey (Oct. 20, 1987)

Phil Turner (Oct. 27, 1987)

Kodi Augustus (Nov. 2, 1987)

Twany Beckham (Nov. 14, 1988)

Head Coach Rick Stansbury (Dec. 23, 1959)

### SQUAD BREAKDOWN BY STATE

#### MISSISSIPPI (5):

Brandon Bolen, Christopher Gay  
Ravern Johnson, Romero Osby  
Phil Turner

#### TENNESSEE (2):

Barry Stewart, Jarvis Varnado

#### KENTUCKY (2):

Twany Beckham, Riley Benock

#### LOUISIANA (2):

Kodi Augustus, Elgin Bailey

#### NORTH CAROLINA (2):

Dee Bost, Brian Johnson

ALABAMA (1), GEORGIA (1),

NEW YORK (1):

Rod Bryant (AL), Jacquiese Holcombe (GA), Taylor  
Luczak (NY)

### BULLDOG PLAYER FACTS

THE TALLEST BULLDOG PLAYERS...

Brian Johnson, Jarvis Varnado (6-9)

THE SHORTEST BULLDOG PLAYER...

Christopher Gay (6-0)

THE HEAVIEST BULLDOG PLAYER...

Elgin Bailey (265)

THE LIGHTEST BULLDOG PLAYER...

Rod Bryant (165)

THE OLDEST BULLDOG PLAYER...

Christopher Gay (born: Jan. 14, 1986)

THE YOUNGEST BULLDOG PLAYER...

Romero Osby (born: May 7, 1990)





# 2008-09 PRESEASON NOTES



Jarvis Varnado led the nation with 157 blocked shots last year as a sophomore and enters this season just 25 blocks shy of tying Erick Dampier's school record of 249 set from 1994-96.



Barry Stewart is Mississippi State's leading returning scorer. Last year as a sophomore, he drained a team-high 62 3-pointers.

## 2007-08 SEES RICK STANSBURY BECOME MISSISSIPPI STATE'S ALL-TIME WINNINGEST COACH

Last year in his 10th season overseeing Mississippi State's storied basketball program, Rick Stansbury needed just seven victories to surpass Richard Williams on the school's all-time win list.

Stansbury got the coveted record, just not in front of the home crowd at Humphrey Coliseum.

On December 19, 2007, he tied his former boss after Mississippi State collected an impressive 85-54 victory at Loyola Marymount.

Four days later, Stansbury graciously walked off the floor at Texas A&M-Corpus Christi alone atop the charts after his team rolled to an 95-70 victory.

And on Dec. 30, his historical milestone was recognized by the MSU faithful when the university recognized his achievements following a home victory against Missouri.

"It's a great honor," he said. "But each of those victories represent a lot of people. It's not something you do by yourself. A lot of players and assistants deserve credit."

Stansbury's ride to the top of the record books has featured some memorable seasons.

In 2002, his team won the SEC Tournament, while in 2004 the Bulldogs won the regular-season SEC crown. And in the last six years, Mississippi State is the only league foe to garner four division titles.

Now in his 11th season, he owns an impressive 208-115 ledger and has guided the Bulldogs into post-season tournament play eight times (5 NCAA & 3 NIT) in the 10 seasons since he became MSU's head coach in 1998. Prior to Stansbury's hiring as MState's head coach, the Bulldogs had made seven total prior postseason tournament appearances in the school's 86 previous seasons of basketball competition.

## TRACKING RICK STANSBURY'S STATUS ON MSU'S ALL-TIME COACHING CHARTS

### • CAREER COACHING WINS •

Coach (Tenure)	Record
1. Rick Stansbury (1999-present) . . . . .	208-115
2. Richard Williams (1987-1998) . . . . .	191-163
3. Babe McCarthy (1956-1965) . . . . .	169-85

### • CAREER GAMES COACHED •

Coach (Tenure)	GC (Record)
1. Richard Williams . . . . .	345 (1991-163)
2. Rick Stansbury . . . . .	323 (208-115)
3. Babe McCarthy (1956-1965) . . . . .	254 (169-85)

## BULLDOGS GRAB SEVENTH 20-WIN CAMPAIGN DURING STANSBURY ERA

With last year's 23-11 overall record and ninth NCAA Tournament appearance, Mississippi State secured its 14th 20-win season in the school's 96-year hoops history and seventh under current 11th-year head coach Rick Stansbury. Stansbury previously guided the Bulldogs to a school-record four consecutive 20-win campaigns in earning four straight NCAA Tournament appearances in 2001-02 (27-8), 2002-03 (21-10), 2003-04 (26-4) and 2004-05 (23-11). In fact, MSU had never previously put together as many as three successive 20-win campaigns until the 2003-04 State squad went 26-4 overall (14-2 in SEC play) en route to claiming the program's first outright SEC regular-season championship since 1962-63.

Stansbury has now than doubled his predecessor Richard Williams (three 20-win seasons) with seven 20-win campaigns in his 10 seasons at the MSU helm since succeeding his former mentor in 1998. Stansbury had previously moved ahead of Babe McCarthy (four 20-win seasons) with his fifth 20-win campaign coming during the 2004-05 season (23-11). Prior to the Williams/Stansbury era of Mississippi State basketball, the school's first four 20-win seasons were all orchestrated by McCarthy, who compiled a successful 10-year (1956-65) record of 169-85 and directed MSU to those four 20-win campaigns, along with four SEC titles, during a six-year period spanning 1957-58 through 1962-63.

## THE WINNINGEST TEAMS IN MISSISSIPPI STATE MEN'S BASKETBALL HISTORY

Season	Coach	Overall Record	SEC Record	SEC Finish	Final Ranking(s)	Postseason
2001-02	Stansbury	27-8 .771	10-6 .625	2nd (West)	#17 AP/ #21 ESPN	NCAA 2nd Round
2003-04	Stansbury	26-4 .867	14-2 .875	1st	#8 AP/#13 ESPN	NCAA 2nd Round
1995-96	Williams	26-8 .765	10-6 .625	1st (West)	#19 AP/ #4 CNN	NCAA Final Four
1961-62	McCarthy	24-1 .960	13-1 .929	T-1st	#4 AP/ #4 UPI	
1958-59	McCarthy	24-1 .960	13-1 .929	1st	#3 AP/ #6 UPI	
2004-05	Stansbury	23-11 .676	9-7 .563	3rd (West)		NCAA 2nd Round
2007-08	Stansbury	23-11 .676	12-4 .750	1st (West)		NCAA 2nd Round
1994-95	Williams	22-8 .733	12-4 .750	T-1st (West)	#18 AP/ #12 CNN	NCAA Sweet 16
1962-63	McCarthy	22-6 .786	12-2 .857	1st	#6 AP/ #7 UPI	NCAA 1st R/Cons.
2006-07	Stansbury	21-14 .600	8-8 .500	T-1st (West)		NIT Semifinals
2002-03	Stansbury	21-10 .677	9-7 .563	1st (West)	#20 AP	NCAA 1st Round
1998-99	Stansbury	20-13 .606	8-8 .500	T-3rd (West)		NIT 1st Round
1990-91	Williams	20-9 .690	13-5 .722	T-1st	#21 AP/ #18 UPI	NCAA 1st Round
1957-58	McCarthy	20-5 .800	9-5 .643	T-3rd	#15 AP	

## MISSISSIPPI STATE CLAIMS FOURTH SEC WESTERN DIVISION TITLE IN LAST SIX YEARS

With their 68-59 win at Florida on March 1, 2008, the Bulldogs of Mississippi State clinched their league-high sixth SEC Western Division title since the league split into two divisions in 1991-92.

Since the Southeastern Conference went to divisional play beginning with the 1991-92 campaign, MSU also previously claimed at least a share of SEC West titles in 2006-07, 2003-04, 2002-03, 1995-96 and 1994-95. With Mississippi State now leading all teams with six SEC Western Division championships since divisional play began in 1991-92, Arkansas and Ole Miss are next with four SEC West titles apiece, followed by LSU with three, Alabama with two, and Auburn with one.

Prior to last year's divisional title, coach Rick Stansbury's 2003-04 State squad posted a 26-4 overall record and 14-2 SEC mark (including an 8-0 SEC road record) en route to winning the Western Division and capturing the school's first outright regular-season conference championship since 1962-63.

# 2008-09 PRESEASON NOTES



## BULLDOGS RATE FIRST AMONG WINNINGEST SEC WEST TEAMS SINCE 1998-99

Since 11th-year head coach Rick Stansbury took over Mississippi State's basketball coaching duties from Richard Williams in 1998, the Bulldogs rate as the winningest SEC Western Division team and the third-winningest hoops program overall in the league behind perennial SEC Eastern Division front-runners Florida and Kentucky. Over the last 10 seasons, MSU's composite record of 208-115 (.644) ranks behind only two-time defending NCAA champion Florida [258-83 (.757)] and Kentucky [246-92 (.728)].

In regular-season SEC play, the Bulldogs (87-73) are the winningest SEC West program and rank fifth overall in the league (also behind SEC East foes Kentucky, Florida & Tennessee) since 1998-99.

Additionally, Mississippi State ranks tied for fifth behind Kentucky (17-6), Florida (15-6), Arkansas (13-9) and South Carolina (11-10) in collective SEC Tournament wins dating back to the 1999 postseason. MSU (10-9) is one ahead of LSU (9-9) with 10 victories in SEC Tournament play since 1999, including a league tournament title in 2002 and a school-first second straight appearance in the SEC Tournament championship game the following year.

## TRACKING THE WINNINGEST SEC BASKETBALL PROGRAMS SINCE 1998-99

School	Overall Record	School	SEC Record	School	SECT Record
Florida	258-83 (.757)	Kentucky	118-42 (.738)	Kentucky	17-6 (.739)
Kentucky	246-92 (.728)	Florida	108-52 (.675)	Florida	15-7 (.682)
Mississippi St.	208-115 (.644)	Tennessee	97-63 (.606)	Arkansas	13-9 (.591)
Tennessee	205-110 (.651)	Mississippi State	87-73 (.544)	South Carolina	11-10 (.524)
Alabama	198-124 (.615)	Alabama	81-79 (.506)	MSU	10-9 (.526)

## IN THE LAST TWO YEARS, MSU HAS WON 28 GAMES AT 'THE HUMP'

Over the course of the last decade, Mississippi State's Humphrey Coliseum has become a difficult venue for opposing teams. In the last two years alone, the Bulldogs have posted a 28-6 mark for an .824 winning percentage. The Bulldogs have now reached twin-digit home wins during each of coach Rick Stansbury's previous 10 seasons at the MSU helm.

Mississippi State is now 122-28 (.813) overall at Humphrey Coliseum under Stansbury's direction, including a 60-20 (.750) SEC mark and a 62-8 (.886) record against non-conference opponents.

The Bulldogs have now compiled a 32-season composite record of 328-126 (.722) at "The Hump" since Mississippi State's basketball facility opened prior to the 1975-76 campaign.

## TRACKING THE BULLDOGS' HOME SUCCESS UNDER RICK STANSBURY'S GUIDANCE

Season	Overall		SEC		Non-SEC	
	Record	Win %	Record	Win %	Record	Win %
1998-99	12-2	.857	6-2	.750	6-0	1.000
1999-00	10-4	.714	4-4	.500	6-0	1.000
2000-01	13-4	.765	6-2	.750	7-2	.778
2001-02	13-1	.929	7-1	.875	6-0	1.000
2002-03	12-2	.857	7-1	.875	5-1	.833
2003-04	12-2	.857	6-2	.750	6-0	1.000
2004-05	11-2	.846	6-2	.750	5-0	1.000
2005-06	11-5	.688	5-3	.625	6-2	.750
2006-07	16-3	.842	6-2	.750	10-1	.909
2007-08	12-3	.800	7-1	.875	5-2	.714
10-Year Totals	122-28	.813	60-20	.750	62-8	.886

## MSU CLAIMS EIGHTH POSTSEASON BERTH IN 10 YEARS UNDER STANSBURY

With last year's run in the NCAA Tournament, the Mississippi State Bulldogs have made eight postseason tournament appearances (5 NCAA & 3 NIT) in the 10 previous seasons under the guidance of 11th-year head basketball coach Rick Stansbury.

Prior to Stansbury's hiring, Mississippi State had made seven total postseason tournament appearances (4 NCAA & 3 NIT) in the 86 previous seasons of basketball competition. The Bulldogs' recent run of four straight NCAA Tournament berths (2002-05) also doubled the prior school record of back-to-back NCAA appearances previously set in 1994-95 (Sweet 16) and 1995-96 (Final Four) by Richard Williams' MSU clubs.

All total in the 96 seasons of collegiate basketball competition, MSU has now put together a collective 11-9 record during nine all-time appearances in the NCAA Tournament.

## MISSISSIPPI STATE'S ALL-TIME POSTSEASON TOURNAMENT APPEARANCES (14)

Season	Coach	Overall Record	SEC Record	SEC Finish	Final Rankings	Postseason
2007-08	Stansbury	23-11 .676	12-4 .750	1st (West)		NCAA 2nd Round
2006-07	Stansbury	21-14 .600	8-8 .500	T-1st (West)		NIT Semifinals
2004-05	Stansbury	23-11 .676	9-7 .563	3rd (West)		NCAA 2nd Round
2003-04	Stansbury	26-4 .867	14-2 .875	1st	#8 AP/ #13 ESPN	NCAA 2nd Round
2002-03	Stansbury	21-10 .677	9-7 .563	1st (West)	#20 AP	NCAA 1st Round
2001-02	Stansbury	27-8 .771	10-6 .625	2nd (West)	#17 AP/ #21 ESPN	NCAA 2nd Round
2000-01	Stansbury	18-13 .581	7-9 .438	T-4th (West)		NIT Quarters
1998-99	Stansbury	20-13 .606	8-8 .500	T-3rd (West)		NIT 1st Rnd
1995-96	Williams	26-8 .765	10-6 .625	1st (West)	#19 AP/ #4 CNN	NCAA Final Four
1994-95	Williams	22-8 .733	12-4 .750	T-1st (West)	#18 AP/ #12 CNN	NCAA Sweet 16
1993-94	Williams	18-11 .621	9-7 .563	3rd (West)		NIT 1st Round
1990-91	Williams	20-9 .690	13-5 .722	T-1st	#21 AP/ #18 UPI	NCAA 1st Round
1989-90	Williams	16-14 .533	7-11 .389	T-8th		NIT 2nd Round
1978-79	Hatfield	19-9 .679	11-7 .611	T-3rd		NIT 1st Round
1962-63	McCarthy	22-6 .786	12-2 .857	1st	#6 AP/ #7 UPI	NCAA (1stR-Cons.)



Brian Johnson is the only senior for Mississippi State that played last season. The transfer from Louisville played in 33 games and scored 77 points and grabbed 73 rebounds.



Sophomore Raven Johnson has put himself into position to be a starter for the Bulldogs this season.



# 2008-09 ROSTER

## ALPHABETICAL ROSTER

<u>No.</u>	<u>Name</u>	<u>Pos.</u>	<u>Ht.</u>	<u>Wt.</u>	<u>Cl.</u>	<u>Exp.</u>	<u>Hometown (Previous School)</u>
24	Kodi Augustus	F	6-8	220	So.	1L	Baton Rouge, LA (Maine Central Institute)
45	Elgin Bailey	F/C	6-8	265	So.	1L	New Orleans, LA (Belaire HS)
4	Twany Beckham	G	6-5	190	Fr.	HS	Louisville, KY (New Hampton [NH] School)
15	Riley Benock	G	6-4	180	So.	1L	Battletown, KY (Meade County HS)
33	Brandon Bolen	G	6-3	195	So.	1L	Madison, MS (Madison-Ridgeland Academy)
3	Dee Bost	G	6-2	170	Fr.	HS	Concord, NC (Hargrave Military Academy)
14	Rod Bryant	G	6-1	165	So.	1L	Birmingham, AL (G.W. Carver HS)
10	Christopher Gay	G	6-0	180	Sr.	TR	Hattiesburg, MS (William Carey College)
1	Jacquiese Holcombe	F	6-6	205	Jr.	JC	College Park, GA (Georgia Perimeter College)
44	Brian Johnson	F/C	6-9	235	Sr.	1L	Laurinburg, NC (University of Louisville)
2	Ravern Johnson	G/F	6-7	175	So.	1L	Lyon, MS (Coahoma County HS)
20	Taylor Luczak	F	6-8	220	Fr.	HS	Glens Falls, NY (Glens Falls Senior HS)
5	Romero Osby	F	6-8	230	Fr.	RS	Meridian, MS (Northeast Lauderdale HS)
22	Barry Stewart	G	6-3	170	Jr.	2L	Shelbyville, TN (Shelbyville Central HS)
25	Phil Turner	G	6-3	170	So.	1L	Grenada, MS (Grenada HS)
32	Jarvis Varnado	F/C	6-9	210	Jr.	2L	Brownsville, TN (Haywood HS)

## NUMERICAL ROSTER

<u>No.</u>	<u>Name</u>	<u>Pos.</u>	<u>Ht.</u>	<u>Wt.</u>	<u>Cl.</u>	<u>Exp.</u>	<u>Hometown (Previous School)</u>
1	Jacquiese Holcombe	F	6-6	205	Jr.	JC	College Park, GA (Georgia Perimeter College)
2	Ravern Johnson	G/F	6-7	175	So.	1L	Lyon, MS (Coahoma County HS)
3	Dee Bost	G	6-2	170	Fr.	HS	Concord, NC (Hargrave Military Academy)
4	Twany Beckham	G	6-5	190	Fr.	HS	Louisville, KY (New Hampton [NH] School)
5	Romero Osby	F	6-8	230	Fr.	RS	Meridian, MS (Northeast Lauderdale HS)
10	Christopher Gay	G	6-0	180	Sr.	TR	Hattiesburg, MS (William Carey College)
14	Rod Bryant	G	6-1	165	So.	1L	Birmingham, AL (G.W. Carver HS)
15	Riley Benock	G	6-4	180	So.	1L	Battletown, KY (Meade County HS)
20	Taylor Luczak	F	6-8	220	Fr.	HS	Glens Falls, NY (Glens Falls Senior HS)
22	Barry Stewart	G	6-3	170	Jr.	2L	Shelbyville, TN (Shelbyville Central HS)
24	Kodi Augustus	F	6-8	220	So.	1L	Baton Rouge, LA (Maine Central Institute)
25	Phil Turner	G	6-3	170	So.	1L	Grenada, MS (Grenada HS)
32	Jarvis Varnado	F/C	6-9	210	Jr.	2L	Brownsville, TN (Haywood HS)
33	Brandon Bolen	G	6-3	195	So.	1L	Madison, MS (Madison-Ridgeland Academy)
44	Brian Johnson	F/C	6-9	235	Sr.	1L	Laurinburg, NC (University of Louisville)
45	Elgin Bailey	F/C	6-8	265	So.	1L	New Orleans, LA (Belaire HS)

**HEAD COACH:** Rick Stansbury (Campbellsville, 1982 - 11th year)

**ASSISTANT COACH:** Robert Kirby (Pan American, 1983 - 11th year)

**ASSISTANT COACH:** Phil Cunningham (Campbellsville, 1990 - 9th year)

**ASSISTANT COACH:** Marcus Grant (Mississippi State, 1995 - 5th year)

**COORDINATOR OF MEN'S BASKETBALL OPERATIONS:** Talvis Franklin (Mississippi State, 2007 - 2nd year)

### MSU PRONUNCIATION GUIDE

**KODI** AUGUSTUS: CO-DEE

**TWANY** BECKHAM: TWAHN-NEE

**RILEY** BENOCK: BEE-KNOCK

**JACQUIESE** HOLCOMBE: JOCK-WHEECE

**RAVERN** JOHNSON: RAY-VERN

**TAYLOR** LUCZAK: LOOSE-SACK


**ROMERO** OSBY: RO-MARE-OH OZ-BEE

**JARVIS** VARNADO: VUR-NAR-DOE


# 2008-09 TV/RADIO ROSTER




2008-09 MEN'S BASKETBALL




**1** JACQUIESE HOLCOMBE  
6-6 • 205 • Jr. • F  
College Park, GA




**2** RAVERN JOHNSON  
6-7 • 175 • So. • G/F  
Lyon, MS




**3** DEE BOST  
6-2 • 170 • Fr. • G  
Concord, NC



**4** TWANY BECKHAM  
6-5 • 190 • Fr. • G  
Louisville, KY




**5** ROMERO OSBY  
6-8 • 230 • Fr. • F  
Meridian, MS



**10** CHRISTOPHER GAY  
6-0 • 180 • Sr. • G  
Hattiesburg, MS



**14** ROD BRYANT  
6-1 • 165 • So. • G  
Birmingham, AL




**15** RILEY BENOCK  
6-4 • 180 • So. • G  
Battletown, KY




**20** TAYLOR LUCZAK  
6-8 • 220 • Fr. • F  
Glens Falls, NY




**22** BARRY STEWART  
6-3 • 170 • Jr. • G  
Shelbyville, TN



**24** KODI AUGUSTUS  
6-8 • 220 • So. • F  
Baton Rouge, LA




**25** PHIL TURNER  
6-3 • 170 • So. • G  
Grenada, MS




**32** JARVIS VARNADO  
6-9 • 210 • Jr. • F/C  
Brownsville, TN



**33** BRANDON BOLEN  
6-3 • 195 • So. • G  
Madison, MS




**44** BRIAN JOHNSON  
6-9 • 235 • Sr. • F/C  
Laurinburg, NC



**45** ELGIN BAILEY  
6-8 • 265 • So. • F/C  
New Orleans, LA



# Brian Johnson



**Brian Johnson**



**6-9 • 245 • Sr.**  
**1L • Center/Forward**  
**Laurinberg, N.C.**  
**(Univ. of Louisville)**

**44**



## BRIAN JOHNSON'S CAREER HIGHS AT MSU

- **Points:** 10, Clemson (11-5-07)
- **FGM:** 4, Clemson (11-5-08)
- **FGA:** 4, 3 times (last: LSU, 3-8-08)
- **3GM:** ---
- **3GA:** ---
- **FTA:** 3, Louisiana Tech (11-10-07)
- **FTM:** 2, 7 times (last: Alabama, 3-14-08)
- **Rebounds:** 6, Loyola Marymount (12-19-07)
- **Assists:** 3, Ole Miss (1-26-08)
- **Blocks:** 3, (Texas A&M-Corpus Christi, 12-21-07)
- **Steals:** 3, Loyola Marymount (12-19-07)
- **Minutes:** 21, UC Irvine (11-22-07)
- **Career 10-point games:** 1

## DID YOU KNOW . . .

*Brian's favorite NBA players are Tim Duncan and Kevin Garnett and his favorite sport besides basketball to watch is NASCAR.*

After sitting out the 2006-07 campaign following his transfer from Louisville to Mississippi State, Brian Johnson quickly developed into one of Mississippi State's top reserves off the bench. Inspiring, one might suggest, considering this tented frontcourt performer has endured three surgeries on his knee within a six-month period to repair a torn lateral meniscus. His injuries, though, weren't a detriment and he logged minutes in 33 of the Bulldogs' 34 games, including MSU's two NCAA Tournament outings against Oregon and Memphis.

**2007-08:** Averaged 2.4 points and 2.3 rebounds per contest (9.6 mins/gm) as a frontcourt back-up overall this season, including 1.4 points (8-14 FGs & 7-8 FTs) and 1.7 boards (7.4 mpg) per SEC outing... Nearly half (34) of his 72 total rebounds on the year have been offensive boards... Leads the team in FG% (30-46 for 65.2%) and is second in FT% (17-22 for 77.3%)... Has been credited with 14 steals, 12 blocks and seven assists (but 34 TOs) on the year... Has scored in each of his last six games after five scoreless outings in six-game span (Feb. 6-27)... Had two points and two rebounds (8 mins) vs. Oregon... Hit 3-3 FGs for six points, along with two rebounds, a block and a steal vs. Georgia in SEC Tournament (2-2 FTs vs. Alabama in SECT)... Scored six points (2-4 FGs & 2-2 FTs) - his most in SEC play - and had two rebounds in regular-season home finale vs. LSU to match his collective point total from his previous eight outings combined... Saw single-digit minutes in 13 of 16 SEC games... Hit 1-2 FTs, grabbed two rebounds and had a block at Vanderbilt... Converted on a three-point play and had a rebound at Florida... Had been scoreless in five of his previous six games prior to UF game... Had two rebounds, one block and one steal in home win over Arkansas... Had three points and two rebounds vs. Tennessee... Had four points and four rebounds at Arkansas... Had two points, three boards and career-high three assists in home win over Ole Miss... Had two points, two offensive boards and a block vs. Kentucky... Had four

points, four rebounds and two steals vs. Lafayette... Had season-high six boards and season-most three steals at Loyola Marymount... Scored a season-high 10 points (4-4 FGs & 2-2 FTs) vs. Clemson... Had six points and five rebounds in season-most 21 minutes vs. UC Irvine... Totalled six points (3-3 FGs) and four rebounds (3 off.) vs. Murray State... Had three blocks and four rebounds at Texas A&M-Corpus Christi.

**PRE-MSU:** Attended the University of Louisville for two seasons, lettering the 2005-06 campaign and receiving a medical redshirt year in 2004-05... Averaged 3.2 points and 3.2 rebounds per game in 2005-06 for coach Rick Pitino's Louisville Cardinals... Averaged 10.3 minutes of action per contest in 30 games played as a redshirt freshman, shooting 54 percent from the field and 64 percent from the line for the year... Posted career highs with a 13-point, 13-rebound performance in 24 minutes of action against Clemson followed by a near-double-double effort (9 pts & 10 rebs in 20 mins) versus Missouri State in National Invitation Tournament play... Started five of the last 10 games in place of the injured David Padgett, averaging 4.8 points (58% FGs & 72% FTs) and 5.5 rebounds, along with 16.5 minutes per outing, during the late-season stretch... Totalled nine points (2-2 FGs & 5-6 FTs) and seven rebounds (five offensive) in 21-minute starting role at Connecticut... Scored seven points in 18 minutes at Syracuse... Had five points (2-2 FGs) and seven rebounds against DePaul... Averaged 4.9 points on 61-percent shooting (17-28 FGs) and 3.7 rebounds per game through his first nine outings of the 2005-06 season... Posted a trio of eight-point efforts during that season-opening stretch, including an eight-point, eight-rebound (five offensive) contest in his collegiate debut against Tennessee-Martin... Totalled eight points (3-4 FGs) and five boards (four offensive) versus the College of Charleston... Hit 4-of-5 field goals in eight-point showing against Akron... Connected on all three shot attempts in six-point outing versus Middle Tennessee... Received a

medical redshirt season in 2004-05 after his third knee surgery in six months (on Nov. 19, 2004).

**HIGH SCHOOL:** Averaged 13.9 points and 9.3 rebounds per game as a senior at prep powerhouse Oak Hill Academy in Mouth of Wilson, Va... Helped lead coach Steve Smith's 38-0 Warriors to the nation's top ranking in the *USA Today* high school poll in his lone season (2003-04) at Oak Hill... Connected on 66 percent of his field goals and 69 percent of his charity tosses as a senior... Earned second-team *Street & Smith's* All-America honors in 2003-04 after finishing just seven rebounds shy of Oak Hill's single-season rebounding record held by current NBA standout DeSagana Diop... Previously helped lead Bishop O'Connell High School to a three-year composite record of 72-25 prior to transferring to Oak Hill, including a 30-7 overall record and Virginia Independent Schools state title as a sophomore in 2001-02... Averaged 15.8 points, 10.2 rebounds and two blocked shots per contest to earn *Washington Post* All-Metropolitan honors and help pace coach Joe Wootten's 2002-03 Knights to a 25-5 mark, No. 21 final national ranking and a No. 6 South Region ranking by *USA Today*... Averaged 17.5 points, 12 rebounds and five blocks per outing on Bishop O'Connell's state championship club as a sophomore... Participated in the 2003 USA Basketball Men's National Team Trials and was named a finalist for the 2003 USA Junior World Championship Team... Earned the distinction of being the youngest member of the 2002 U.S. Junior National Team... Averaged 10.0 points and 9.2 rebounds in five games as a member of the silver medal-winning East squad during the 2002 USA Basketball Youth Development Festival... Averaged 10.0 points, 6.7 rebounds and three blocks as a freshman to help lead Bishop O'Connell High School to a 17-13 record.


**PERSONAL:** Brian Carilius Johnson was born August 16, 1986, in Laurinburg, N.C... Seeking a management degree... The son of Donna Ingram.

## BRIAN JOHNSON'S CAREER STATISTICS (\* AT LOUISVILLE)

Season	G-GS	Minutes	FGM-FGA	Pct	3GM-3GA	Pct	FTM-FTA	Pct	Rebounds	PF-D	Ast	TO	BS	Stl	Points
*2005-06	30-5	309-10.3	33-61	.541	0-2	.000	29-45	.644	96-3.2	40-0	9	18	5	9	95-3.2
2007-08	33-0	316-9.6	30-48	.625	0-2	.000	17-22	.773	73-2.2	37-0	8	35	12	14	77-2.3
TOTALS	63-5	625-9.9	63-109	.578	0-4	.000	46-67	.687	169-2.2	77-0	17	53	17	23	172-2.7



# Barry Stewart



**6-3 • 170 • Jr.**  
**2L • Center/Forward**  
**Shelbyville, TN**  
**(Shelbyville Central)**

**Barry Stewart**

**22**



## BARRY STEWART'S CAREER HIGHS AT MSU

- **Points:** 24, Missouri (12-30-07)
- **FGM:** 8, Missouri (12-30-07)
- **FGA:** 14, 2 times (last: Georgia, 3-15-08 in SECT)
- **3GM:** 6, Tennessee (2-2-08)
- **3GA:** 9, Miami (12-13-07)
- **FTA:** 8, 2 times (last: Kentucky, 1-15-08)
- **FTM:** 6, 2 times (last: Arkansas 2-16-08)
- **Rebounds:** 11, Louisiana Tech (11-10-07)
- **Assists:** 7, Missouri (12-30-07)
- **Blocks:** 1, 4 times (last: Vanderbilt, 3-5-08)
- **Steals:** 5, Alabama (3-14-08 in SECT)
- **Minutes:** 44, Alabama-SECT (3-14-08)
- **Career double-doubles:** 1

## DID YOU KNOW . . .

*Barry thinks the funniest guy on the team is Brian Johnson and his favorite non-basketball athlete to watch is Ken Griffey, Jr.*

**A** poised third-year shooting guard out of the talented-laden Tennessee high school ranks, Barry Stewart is Mississippi State's top returning scorer from a year ago. While he averaged 11.5 points, the third-highest production on the team behind Charles Rhodes and Jamont Gordon, he paced the Bulldogs behind the arc with 62 3-pointers and found a way to get his teammates involved on the offensive end, as evidence of his 88 assists. Defensively, he was just as tenacious and led the Bulldogs with 44 steals.

**2007-08:** Ranked fourth in the SEC in minutes played per game (35.67) and hit at least one 3-pointer in 28 of 34 games last year and in 58 of 69 overall... Currently ranks just outside school's top 10 list for career three-point percentage (.367) and is 8th with 130 career made 3-pointers... Had season best 6 treys against Tennessee on 8 attempts... Committed only seven turnovers over his last seven games... Scored 16 points (all in 2nd half & most since Feb. 16 vs. Ark.) against Oregon in NCAA Tournament and drained four 3-pointers... Averaged 10.5 ppg (6-26 FGs for 23%), 7.0 rpg, 3.5 apg and 2.5 spg in SEC Tournament (10 pts on 3-6 treys, 6 rebs & 4 asts vs. Georgia, and 11 pts, 8 rebs, 5 stls & 3 asts vs. Alabama)... Had 10 points and five rebounds at Vanderbilt... Had 10 points and eight rebounds at Florida... Totaled 11 points (3-5 treys), five rebounds and five assists in home win over Auburn... Had 11 points with a team-high eight rebounds and three assists at Ole Miss... Hit 14-of-25 treys (56%) in four-game span to begin February, but has since slumped a bit at 29% from beyond the arc (17-58 treys) over his last nine games... Had 19 points (3-5 treys) and five rebounds (4 off.) in home win over Arkansas... Had 13 points (3-8 treys) and nine rebounds in home win over Alabama... Scored a game-high 21 points with a career-high six made treys in eight attempts, including three straight 3-pointers within a minute and 4-of-5 treys in the second half, vs. Tennessee... Was trey-less in four of his five previous outings (5-of-30 treys for 17% over prior 7 gms) before the Feb. 2 Tennessee game... Tallied 16 points (3-5 treys) at Alabama... Scored a career-high

24 points as well as handing out a career-most seven assists against Missouri on Dec. 30 to earn SEC Player of the Week honors... Tallied 19 points (6-8 FGs) at Texas A&M-Corpus Christi... Began the year with his first double-double with 13 points and a career-high 11 boards vs. Louisiana Tech.

**2006-07:** Selected to the Coaches SEC All-Freshman Team after averaging 9.8 points (4th on the team), 3.2 rebounds and 1.2 assists per outing as a State rookie... Named to the *College Basketball News* All-Freshman Ninth Team... Ranked as the SEC's third-leading freshman scorer behind Patrick Beverley of Arkansas and Tennessee's Ramar Smith... Broke Reginald Delk's freshman season school standards for 3-pointers made (68) and attempted (174) to also stand seventh and 10th, respectively, on MSU's all-time single-season charts... Ranked 15th nationally among freshmen (min. 120 att.) in three-point field-goal percentage (39.1%)... Rated 15th in the SEC in made 3-pointers per contest (1.94/gm) for all games... Claimed back-to-back SEC Freshman of the Week honors in January... Recorded 17 double-figure scoring efforts on the year, including season-best, 22-point outings in home win over Auburn (4-6 treys & 10-10 FTs) and at Miami, Fla. (5-11 treys & 5-7 FTs)... Scored 14 and 13 points against Nicholls and Loyola Marymount, respectively, in his first two collegiate outings... Made at least one 3-pointer in all but five games and hit at least two treys in 21 of 35 outings for the season... 68 of his 96 total field goals (71%) on the year came from behind the three-point arc... Shot 77 percent from the free-throw line for the season, ranking fifth in the SEC (80%) for conference games only... Put together a string of 25 consecutive free throws made during the month of January... Also stood fourth on the club with 32 steals for the year, including a season-most five swipes in NIT home win over Florida State in the NIT Semifinals.

**HIGH SCHOOL:** Three-year starter and two-time all-district performer for coach Kevin Thomas at Shelbyville (Tenn.) Central High School... Helped lead the Golden

Eagles to a four-year composite record of 92-44, including a school-first Class AAA state runner-up finish with a 34-4 overall record in 2005-06... Averaged a team-leading 23.1 points, 7.3 rebounds and 3.0 steals per game, along with 2.5 assists, as a senior for Shelbyville Central to earn Class AAA Mr. Basketball honors as accorded by the Tennessee Secondary School Athletic Association (TSSAA)... Also named to the Tennessee Sports Writers Association's All-State team as well as picking up All-Midstate First Team accolades from The Tennessean newspaper as a senior... Named District 8-AAA co-MVP in 2005-06 along with SCHS teammate Dequan Twilley and Coffee County's Micah Williams... Played against current MSU teammate Jarvis Varnado in the 2006 East-West Tennessee All-Star Game played in Franklin... Completed his four-year prep career as Shelbyville Central's all-time leading rebounder (681) and No. 2 all-time scorer with 1,768 career points... Also finished second on the school's all-time chart with 194 career steals, in addition to handing out 259 career assists... Totaled a career-high 41 points (29 in first half) on 12-of-18 shooting and 14-of-14 from the line along with nine rebounds against Columbia Central as a senior... Other top 2005-06 efforts included 30 points versus Clarksville Northeast, a trio of 29-point outings and three 28-point contests... Totaled 22 points and 15 rebounds, while playing all 42 minutes, versus nationally ranked Memphis Hamilton in the championship game of the 2006 Class AAA state tournament to cap off an all-tournament performance... Sank three free throws with no time remaining in the title game to send the contest into a second overtime... Earned All-District 8-AAA honors and was named team co-MVP as a junior after averaging a team-leading 17.6 points and 7.1 rebounds per game... Helped lead the 2004-05 Golden Eagles to a 20-13 overall record and a district runner-up finish... Averaged 8.4 points and 4.2 rebounds per contest as a sophomore starter in helping pace SCHS to a 23-10 overall mark, district championship and a regional runner-up finish.


**PERSONAL:** Barry T. Stewart was born February 4, 1988, in Shelbyville, Tenn... Seeking his degree in information technology services... The son of Faye and Frank Buckingham.

## BARRY STEWART'S CAREER STATISTICS

Season	G-GS	Minutes	FGM-FGA	Pct	3GM-3GA	Pct	FTM-FTA	Pct	Rebounds	PF-D	Ast	TO	BS	Stl	Points
2006-07	35-0	848-24.2	96-240	.400	68-174	.391	82-107	.766	111-3.2	51-0	43	27	5	32	342-9.8
2007-08	34-34	1214-35.7	129-337	.383	62-186	.333	71-102	.696	157-4.6	80-2	88	78	4	44	391-11.5
TOTALS	69-34	2062-29.9	225-577	.390	130-360	.361	153-209	.732	268-3.9	131-2	131	105	9	76	733-10.6



# Jarvis Varnado



Jarvis Varnado



**6-9 • 210 • Jr.**  
**2L • Center/Forward**  
**Brownsville, TN**  
**(Haywood HS)**

32



## JARVIS VARNADO'S CAREER HIGHS

- **Points:** 16, Vanderbilt (3-5-08) and Lafayette (1-5-08)
- **FGM:** 7, Vandererbilt (3-5-08)
- **FGA:** 10, LSU (1-9-08)
- **3GM:** 1, LSU (3-8-08)
- **3GA:** 1, LSU (3-8-08)
- **FTA:** 10, Kentucky (1-15-08)
- **FTM:** 6, Lafayette (1-5-08)
- **Rebounds:** 17, LSU (1-9-08)
- **Assists:** 2, 3 times (last: Auburn, 2-27-08)
- **Blocks:** 10, 3 times (last: Kentucky, 1-15-08)
- **Steals:** 3, two times (last: Alabama, 1-19-08)
- **Minutes:** 40, Alabama-SECT (3-14-08)
- **Career double-doubles:** 7

## DID YOU KNOW . . .

*Jarvis' favorite NBA team is the Detroit Pistons and that his favorite road trip is to Kentucky's Rupp Arena.*

**A** talented post player with great athleticism, Jarvis Varnado made a splash on the national scene last year as a sophomore after leading the nation with 157 blocks, shattering the season-single school record of 106 established by Erick Dampier in 1995-96. As a result of his inside presence, he was the unanimous SEC Defensive Player of the Year as voted on by the league's coaches and was named to the honorable mention All-SEC team by AP. In addition, he also recognized as the National Defensive Player of the Year by both Rivals.com and CollegeInsider.com.

**2007-08:** Started all 34 games en route to leading the nation with 157 blocks and being named both the SEC's and nation's top defender... Matched the all-time single-season SEC mark for blocks (157) set initially by veteran NBA All-Star Shaquille O'Neal of LSU in 1991-92, which also ranks tied for 15th on the NCAA's all-time season listing... Credited with more blocked shots individually a year ago than nearly 300 NCAA Division I schools... Already ranks second behind Dampier (249) on MState's all-time chart with 224 career blocks in 69 games (3.25 bpg)... Enters his junior season atop the school's all-time field-goal percentage chart (184-286 FGs for 64.3%)... Averaged an improved 7.9 points per game and ranked sixth among the SEC's leading rebounders (7.8 rpg) a year ago as a sophomore, while also hitting 64.1 percent of his field goals on the year (4th on MSU's all-time season list)... Credited with a school-record 10 blocks against three eventual NCAA Tournament teams (Miami [FL], Georgia & Kentucky) during a nine-game stretch last season... Registered MSU's third recorded triple-double with 10 points, 12 rebounds and 10 blocks in Jan. 15 home win over Kentucky... Approached a triple-double the game prior with nine points, nine boards and 10 blocks in Jan. 12 home victory over Georgia... Notched six double-doubles on the season... Recorded a dozen double-digit scoring efforts last year, including career-high, 16-point outings at Vanderbilt (7-9 FGs) and against Lafayette (5-5

FGs) in Jackson, Miss... Collected 10 or more rebounds on 10 occasions last year, including a career-most 17 (also 13 pts & 7 blks) in State's Jan. 9 win at LSU... Grabbed 16 rebounds in early-season win over UT-Martin.

**2006-07:** Saw action in all 35 contests (13.5 mins/gm) as a true freshman for the Bulldogs, including 13 starting assignments through the team's first 16 games of the campaign... Broke Erick Dampier's MSU rookie record with 67 blocked shots to rank fifth overall in the SEC (1.9 bpg) and tied for seventh nationally among freshmen, while playing an average of less than 14 minutes per game... The 67 rejects also stand third all-time on MState's single-season chart behind Dampier's 106 and 78 swats in 1995-96 and 1994-95, respectively... Also averaged 5.0 points and 4.2 rebounds per outing to rank 11th and fifth, respectively, among the SEC's leading freshmen scorers and rebounders... Connected on 65 percent of his field-goal attempts on the year, while finishing second on the team (behind Charles Rhodes) with 61 offensive rebounds... Credited with at least one block in all but five games in 2006-07, including 16 multi-block outings... Averaged 4.0 blocks over a seven-game span in December... Notched his first collegiate double-double by tying his season best with 13 points along with setting season highs with 15 rebounds and seven blocks (one shy of MSU's single-game mark) against New Orleans in Jackson, Miss... Scored in double figures five times on the year, including three straight double-digit scoring efforts (13 vs. McNeese State; 12 vs. Alabama State & 13 vs. UNO) in which he hit a combined 16-of-22 field goals (73%) prior to the Christmas break... Tallied 10 points apiece in late-season home wins over Alabama (5-6 FGs & 8 rebs in 10 mins) and Florida State-NIT (5-5 FGs)... Hit for nine first-half points on 4-of-5 shooting at Clemson... Posted seven-point, nine-rebound outings against Texas A&M-Corpus Christi (5 blks) and at Missouri... Collected a dozen rebounds (6 off. rebs), along with six points and

three blocks, in home NIT victory over Bradley... Averaged 8.0 points (11-15 FGs) and 6.3 rebounds during MSU's three home NIT contests.


**HIGH SCHOOL:** Averaged a team-leading 13.2 points, 10.1 rebounds and 7.1 blocks per game as a senior in helping lead coach Winston Varnado's (his father) Tomcats to a 31-5 overall record, a second straight Region 7-AA championship and a second consecutive appearance in the Class AA boys basketball state quarterfinals... Chosen to the 2005-06 Tennessee Sports Writers Association (TSWA) Class AA All-State team and was selected to *The Jackson Sun's* All-West Tennessee Boys' First Team... Participated in the 2006 Golden Circle and Tennessee Athletic Coaches Association East-West All-Star Games... Mid-season nominee for 2006 McDonald's All-American Team... Credited with seven triple-doubles as a senior, along with shooting 57 percent from the field on the season... Tipped off his senior campaign by registering three triple-doubles in his first four outings... Scored a career-high 32 points, along with 12 rebounds and 10 blocks, against eventual state champion Liberty Technology Magnet High School... Credited with double figures in blocks nine times in 2005-06, including a season-high 13 rejects versus Liberty... Pulled down a career-most 22 rebounds, along with totaling 11 points, nine blocks and five assists, against Southside... Averaged around 14 points, nine rebounds and seven blocks per contest as a junior in helping lead coach Jesus Patino's 2004-05 Tomcats to a 29-5 record and a quarter-final-round appearance in Tennessee's Class AA state tournament... Tabbed by *The Jackson Sun* as an honorable mention All-West Tennessee selection as a junior, as well as collecting all-district and all-region honors... Tabbed 'Most Improved' and collected post-summer honorable mention all-America honors by Scout.com in 2005.

**PERSONAL:** Jarvis Lamar Varnado was born March 1, 1988, in Fairfax, Va... Majoring in physical education... The son of Janice Varnado and Winston Varnado.

## JARVIS VARNADO'S CAREER STATISTICS

Season	G-GS	Minutes	FGM-FGA	Pct	3GM-3GA	Pct	FTM-FTA	Pct	Rebounds	PF-D	Ast	TO	BS	Stl	Points
2006-07	35-13	473-13.5	75-116	.647	0-1	.000	24-45	.533	146-4.2	74-1	11	19	67	12	174-5.0
2007-08	34-34	968-28.5	109-170	.641	1-2	.500	50-100	.500	264-7.8	99-5	18	41	157	18	269-7.9
TOTALS	69-47	1441-20.9	184-286	.643	1-3	.333	74-145	.510	410-5.9	173-6	29	60	224	30	443-6.4

# Kodi Augustus



**Kodi Augustus**



**6-8 • 220 • So.**  
**1L • Forward**  
**Baton Rouge, LA**  
**(Maine Central)**

**24**



## KODI AUGUSTUS' CAREER HIGHS

- Points: 8, Southeastern Louisiana (12-8-07)
- FGM: 3, Southeastern Louisiana (12-8-07)
- FGA: 5, Southeastern Louisiana (12-8-07)
- 3GM: 2, Southeastern Louisiana (12-8-07)
- 3GA: 2, 2 times (last: Southeastern Louisiana, 12-8-07)
- FTA: 5, Murray State (12-1-07)
- FTM: 3, Murray State (12-1-07)
- Rebounds: 6, Southeastern Louisiana (12-8-07)
- Assists: 2, Loyola Marymount (12-19-07)
- Blocks: 1, 3 times (last: Ole Miss, 1-26-08)
- Steals: 1, Loyola Marymount (12-19-07)
- Minutes: 11, Southeastern Louisiana (12-8-07)
- Career 5-plus rebound games: 1

## DID YOU KNOW . . .

*Kodi's favorite place to play other than Humphrey Coliseum is at Arkansas' Bud Walton Arena and that his favorite NBA team is Denver.*

A sharp-shooting, versatile forward, Kodi Augustus saw limited time last as a reserve. However, his coaches list him as one of most improved players returning and say he could be the surprise of the SEC. This skilled 6-foot-8, 220-pound athlete has an excellent three-point shooting touch as well as having the ability to post up smaller defenders in the post. Came to Mississippi State rated as the nation's No. 20 post-graduate player by Scout.com following his senior season at Maine Central Institute in Pittsfield, Maine.

**2007-08:** Averaged 1.5 points (5-13 FGs; 2-7 treys & 4-7 FTs) and 1.1 rebounds per game in 11 brief appearances (4.7 mins/gm) on the year... Saw but two total minutes of playing time in just two regular-season SEC outings... Did not see game action in the last 16 contests (last was Jan. 26 home win against Ole Miss)... Blocked a shot (his third of the year) in one-minute stint vs. Ole Miss (Jan. 26)... Connected on 1-of-2 field-goal attempts against his hometown LSU Tigers in his SEC debut (1 min) at Baton Rouge on Jan. 9 for his first two points since Dec. 19 at Loyola Marymount... High point of his rookie campaign thus far was the Dec. 8 Southeastern Louisiana contest in which he set season highs for points (8), field goals made (3) and attempted (5), 3-pointers made (2), rebounds (6) and minutes played (11)... Had totalled just three points (0-3 FGs & 0-2 treys), three rebounds and 21 minutes played over his four previous outings combined

prior to the SLU contest... Subsequently hit a field goal in his only attempt and made 1-of-2 free throws, as well as collecting his first two assists and first steal of the campaign, in 10-minute stint at Loyola Marymount... Also had blocks vs. Lafayette (2 mins) and UT Martin (7 mins)... Hit 3-of-5 charity tosses and grabbed a rebound vs. Murray State (4 mins)... Collected a pair of rebounds in his collegiate debut vs. Louisiana Tech (9 mins)... Rated as the nation's No. 20 post-graduate player by Scout.com a year ago at Maine Central Institute in Pittsfield, Maine... Spent the 2005-06 campaign playing for Willowridge High School in Houston, Texas... Previously attended Baton Rouge's Tara High School... Cousin of WNBA standout and former LSU All-American Seimone Augustus.

**PREP SCHOOL:** Averaged a team-leading 18.9 points, along with seven rebounds and three blocks, per game this past season for coach Dave Campbell at Maine Central Institute in Pittsfield, Maine - the same prep school which has produced NBA players Sam Cassell, Cuttino Mobley, Caron Butler, DerMarr Johnson and Brad Miller... Started all 29 games for the Huskies a year ago, recording six double-doubles during the campaign... His single-game 2006-07 season-best efforts of 30 points and 22 rebounds came against Lee Academy.

**HIGH SCHOOL:** Averaged 16.9 points, 7.8 rebounds and 2.1 blocks per game to earn 2005-


06 All-District 20-5A First Team honors for coach James Bailey at Willowridge High School in Houston, Texas - the same high school which produced current NBA guards T.J. Ford and Daniel Ewing, formerly of Texas and Duke, respectively... Posted single-game season highs of 36 points, 17 rebounds and seven blocked shots for the Eagles in 2005-06... Chosen to the 2006 Houston Area Basketball Coaches Association All-Star Game... Rated seventh among Texas recruits by Rivals.com in 2006... Starred for coach John Eurey's Houston Superstars AAU ballclub... Played for coach Larry Grantham at Baton Rouge's Tara High School before moving to Texas.

**PERSONAL:** Kodi Augustus was born November 2, 1987, in Baton Rouge, La... Enrolled in MSU's College of Arts and Sciences... The son of Troy and Georgiana Carter.

## KODI AUGUSTUS' CAREER STATISTICS

Season	G-GS	Minutes	FGM-FGA	Pct	3GM-3GA	Pct	FTM-FTA	Pct	Rebounds	PF-D	Ast	TO	BS	Stl	Points
2007-08	11-0	52-4.7	5-13	.385	2-7	.286	4-7	.571	12-1.1	37-0	2	7	3	1	16-1.5
TOTALS	11-0	52-4.7	5-13	.385	2-7	.286	4-7	.571	12-1.1	77-0	2	7	3	1	16-1.5

# Elgin Bailey



**Elgin Bailey**



**6-8 • 265 • So.**  
**1L • Center/Forward**  
**New Orleans, LA**  
**(Belaire HS)**

**45**



## ELGIN BAILEY'S CAREER HIGHS

- **Points:** 8, 2 times (last: Arkansas, 2-16-08)
- **FGM:** 4, Arkansas (2-16-08)
- **FGA:** 5, 2 times (last: Arkansas, 2-16-08)
- **3GM:** --
- **3GA:** --
- **FTA:** 7, Ole Miss (1-26-08)
- **FTM:** 4, Ole Miss (1-26-08)
- **Rebounds:** 5, 2 times (last: Texas A&M Corpus Christi, 12-21-07)
- **Assists:** 1, Southeastern Louisiana (12-8-07)
- **Blocks:** 2, 2 times (last: Tennessee, 2-2-08)
- **Steals:** 1, four times (last: Alabama, 1-19-08)
- **Minutes:** 14, Southeastern Louisiana (12-8-07)
- **Career 5-plus points/5-plus rebounds games:** 3/2

## DID YOU KNOW . . .

*Elgin's favorite NBA team is the Boston Celtics and his favorite non-basketball athlete to watch is golfer Tiger Woods.*

A physical frontcourt standout, Elgin Bailey was one of the more improved players for Mississippi State last year. And as he improved, so too did his playing time. In the first 17 games, he logged just 86 minutes and totaled 20 points and 26 rebounds. In the final 17 games, he was on the floor for 130 minutes and collected 30 points and 20 boards.

**2007-08:** Averaged 1.7 points and 1.5 rebounds per game in 30 appearances (6.8 mins/gm) as a true freshman, including 2.2 ppg (11-19 FGs & 11-22 FTs) and 1.4 rpg (7.5 mins/gm) in SEC play... 20 of his 46 total rebounds for the season were offensive boards... Hit 47% from the field (18-38 FGs) but only 39% from the line (16-41 FTs)... Played three minutes in NCAA Tournament win over Oregon and seven in the loss to Memphis... Totalled one offensive board (vs. Ala.) and 0-1 FGs (vs. Ga.) in 12 total minutes during the SEC Tournament... Hit his lone shot attempt for two points in regular-season home finale vs. LSU (9 mins)... Played 12 minutes (his most since Jan. 19 at Alabama) at Vanderbilt and had a point, a rebound and a block... Prior to Vandy played but three minutes apiece in wins at Florida and at home vs. Auburn... Had a point and a rebound at South Carolina (8 mins)... Had three points and an offensive board at Ole Miss (8 mins)... Matched his season high with eight points on 4-of-5 FGs, along with three offensive rebounds, in home win over Arkansas (11 mins)... Had four points (1-1 FGs & 2-2 FTs) and two boards (8 mins) in home win over Alabama... Totalled three

points (1-2 FGs), four rebounds and two blocks (6 mins) vs. Tennessee... Tallied a season-high eight points on 2-of-2 FGs & 4-of-7 FTs, along with adding three boards and two blocks, in home win over Ole Miss (11 mins)... Grabbed four rebounds and had a steal at Alabama (13 mins)... Hit his lone shot attempt, grabbed an offensive board and blocked a shot in his SEC debut (6 mins) at LSU vs. his homestate Tigers... Tallied five points (1-5 FGs but 3-4 FTs) and matched his season best with five rebounds (3 off.) at Texas A&M-Corpus Christi (7 mins)... Also pulled down five boards (9 mins) at Loyola Marymount the game prior... Played a season-most 14 minutes vs. Southeastern Louisiana, totalling two points, four rebounds (3 off.), an assist and a steal... Had three points, three boards, a block and a steal vs. Murray State (8 mins)... Totalled four points (2-2 FGs), two rebounds and a steal vs. UT Martin (8 mins).

**HIGH SCHOOL:** Averaged around 18 points, 12 rebounds and five blocks per game as a senior co-captain at Baton Rouge's Belaire High School to collect Class 4A All-State Honorable Mention honors from the Louisiana Sports Writers Association (LSWA)... Named to *The Morning Advocate's* 2006-07 All-Metro Team, while also being chosen the District 6-4A MVP and the district's top defensive player... Helped lead coach Michael Banks' 2006-07 Belaire ball-club to a 21-12 overall record, including being named tourney MVP in pacing the BHS Bengals to the East Baton Rouge Parish Tournament


title... Scored a career-high 33 points, in addition to pulling down 26 rebounds and being credited with 14 blocked shots, against Glen Oaks during his senior season... Collected a career-most 28 rebounds and matched his season high with 14 blocks versus Zachary a year ago... Averaged around 15 points, 12 rebounds and three blocks per contest as a junior despite missing half the season due to a transfer ruling... Earned 2005-06 All-District 6-4A First Team accolades and was named one of the district's best defensive players... Junior-season, single-game superlatives included 29 points versus Glen Oaks, 27 rebounds against Lee and 15 blocks versus Istrouma... Previously competed at Baton Rouge's Glen Oaks High School prior to transferring to Belaire in 2005.

**PERSONAL:** Elgin L. Bailey was born October 20, 1987, in New Orleans, La... Enrolled in MSU's College of Arts and Sciences... The son of April Stewart.

## ELGIN BAILEY'S CAREER STATISTICS

Season	G-GS	Minutes	FGM-FGA	Pct	3GM-3GA	Pct	FTM-FTA	Pct	Rebounds	PF-D	Ast	TO	BS	Stl	Points
2007-08	31-0	212-6.8	18-38	.474	0-0	.000	16-41	.390	46-1.5	43-0	1	16	8	4	52-1.7
TOTAL	31-0	212-6.8	18-38	.474	0-0	.000	16-41	.390	46-1.5	43-0	1	16	8	4	52-1.7

# Riley Benock



**Riley Benock**



**6-4 • 180 • So.**

**1L • Guard**

**Battletown, KY  
(Meade County HS)**

**15**



## RILEY BENOCK'S CAREER HIGHS

- **Points:** 12, Ole Miss (1-26-08)
- **FGM:** 4, Ole Miss (1-26-08)
- **FGA:** 5, Ole Miss (1-26-08)
- **3GM:** 4, Ole Miss (1-26-08)
- **3GA:** 5, Ole Miss (1-26-08)
- **FTA:** 4, Georgia (1-12-08)
- **FTM:** 3, Georgia (1-12-08)
- **Rebounds:** 4, Southeastern Louisiana (12-8-07)
- **Assists:** 4, UT Martin (11-17-07)
- **Blocks:** 1, 4 times (last: Auburn, 2-27-08)
- **Steals:** 1, four times (last: Lafayette, 1-5-08)
- **Minutes:** 21, Ole Miss (1-26-08)
- **Career 10-plus points games:** 2

## DID YOU KNOW . . .

*Riley's favorite Rick Stansbury saying is, "You gotta swell up," and adds his favorite sport other than basketball to play is baseball.*

**R**ookie combo guard from Meade County High School in Brandenburg, Ky. - the same school which produced current Mississippi State head coach Rick Stansbury... Three-year starter who averaged 12.6 points, 5.6 rebounds, 4.6 assists and 2.6 steals per outing, while shooting 43 percent from three-point range, during his productive varsity career at MCHS... Touted as an excellent three-point shooter who sees the floor well and has good court vision... Joins senior guard Billy Begley as one of two Kentucky natives on this year's State Squad... Relatives Tom Benock (father) and Coy Meadows (uncle) played collegiate baseball at the University of Kentucky and the University of Tennessee, respectively.

**2007-08:** Averaged 1.8 points, 0.8 assists and 0.7 rebounds per game as a first-year backcourt back-up, including 1.6 points per SEC outing (7-12 treys)... Hit a team-leading 42.4 percent from three-point range (14-33 treys), with all but four of his 37 overall shot attempts and all but one of his 15 made field goals having come from beyond the 3-point arc... Credited with 22 assists on the season with six multi-assist outings... Saw a total of 50 minutes of court action in the three games Ben Hansbrough sat out because of mononucleosis... Grabbed a defensive rebound in regular-season finale vs. LSU (3 mins)... Saw very brief action at Vanderbilt and did not play at Florida... Handed out a pair of assists and blocked a shot in home win over Auburn... Has gone scoreless (with only three total trey attempts) in each of his last 10 outings since enjoying his career game to date in Jan. 26 home win over Ole Miss... Set season highs in points (12), FGs made

(4) and attempted (5), 3-pointers made (4) and attempted (5), and minutes played (21) in the win over Ole Miss... Hit his lone three-point attempt and had an assist at Alabama... Drilled a 3-pointer and hit 3-of-4 free throws (also 1 reb & 1 ast) during six-point outing vs. Georgia... Hit a 3-pointer at LSU... Standout non-SEC outing of his rookie campaign was a 10-point (3-3 treys), four-assist effort (1 TO) vs. UT Martin... Totalled three points, three assists (0 TOs) and a steal at Texas A&M-Corpus Christi... Hit a trey and collected two rebounds at Loyola Marymount... Totalled three points, a season-high four boards as well as an assist and a steal vs. Southeastern Louisiana.

**HIGH SCHOOL:** Three-year varsity starter for coach Jerry Garriss at Meade County High School in Brandenburg, Ky... Totaled 1,159 career points (12.6 ppg), 517 rebounds (5.6 rpg), 427 assists (4.6 apg), 236 steals (2.6 spg) and 113 blocks during his three varsity seasons at MCHS, while also hitting 43 percent from three-point range (177 career made 3-pointers) and 74 percent from the charity stripe... Helped lead the Greenwave to a three-year composite record of 56-30 (.651), including 11th District Tournament championships and 3rd Region Tournament semifinal-round appearances each of the last two seasons... Compiled team-leading averages of 17.9 points, 7.1 rebounds, 4.4 assists, 2.2 steals and 1.7 blocks per game, while also hitting 87-of-200 (44%) of his three-point attempts, as a second-team all-state recipient for the 23-7 Greenwave club this past year... Selected the 2006-07 3rd Region Player of the Year by the Kentucky Association of Basketball Coaches (KABC) as well

as being chosen Elizabethtown's All-Area Player of the Year... Registered seven double-doubles as a senior, highlighted by a 35-point, 11-rebound effort against Breckinridge County in which he hit 8-of-13 three-point attempts... Tallied 29 points on 10-of-13 field-goal shooting versus Muhlenberg South... Knocked down 8-of-9 three-point shots in 25-point outing against Larue County... Other single-season statistical highs as a senior included 12 rebounds, nine assists, seven blocks and five steals... Capped his high school career by representing his home state in the *Indianapolis Star's* Indiana/Kentucky All-Star series this past June... Also competed in the 2007 KABC East-West All-Star Game and the Ohio-Kentucky All-Star Game... Averaged 12.2 points, 7.1 rebounds, 5.3 assists, 3.4 steals and 1.7 blocks per contest as a junior in helping lead Meade County to a 20-9 record, including claiming the school's first district title in 14 years and advancing to the regional tournament for the first time since 2000... Also earned three baseball letters as a pitcher at MCHS... Ranked sixth in his graduating class of 335 seniors with a perfect 4.00 cumulative grade point average.


**PERSONAL:** John Riley Benock was born June 7, 1989, in Elizabethtown, Ky... Enrolled in MSU's College of Arts and Sciences... The son of Tom and Karen Benock.

## RILEY BENOCK'S CAREER STATISTICS

Season	G-GS	Minutes	FGM-FGA	Pct	3GM-3GA	Pct	FTM-FTA	Pct	Rebounds	PF-D	Asst	TO	BS	Stl	Points
2007-08	28-0	228-8.1	15-37	.405	14-33	.424	5-8	.625	19-0.7	16-0	22	16	4	4	49-1.8
TOTAL	28-0	228-8.1	15-37	.405	14-33	.424	5-8	.625	19-0.7	16-0	22	16	4	4	49-1.8



# Ravern Johnson



6-7 • 175 • So.

1L • Guard/Forward

Lyon, MS

Ravern Johnson (Coahoma County HS)

2



## RAVERN JOHNSON'S CAREER HIGHS

- Points: 11, Lafayette (1-5-08)
- FGM: 5, Lafayette (1-5-08)
- FGA: 6, Lafayette (1-5-08)
- 3GM: 2, Texas A&M-Corpus Christi (12-21-07)
- 3GA: 2, 5 times (last: Arkansas, 1-30-08)
- FTA: 4, Alabama (1-19-08)
- FTM: 2, Alabama (1-19-08)
- Rebounds: 4, Ole Miss (2-20-08)
- Assists: 2, 2 times (last: Florida, 3-1-08)
- Blocks: 1, 4 times (last: Memphis-NCAAT, 3-23-08)
- Steals: 1, 3 times (last: Georgia-SECT, 3-15-08)
- Minutes: 14, Lafayette (1-5-08)
- Career 10-plus points games: 1

## DID YOU KNOW . . .

*Ravern's favorite NBA team is the Houston Rockets and notes Brian Johnson is the funniest guy on the team.*

A long, athletic player, Ravern Johnson gives the Mississippi State versatility on the perimeter and is a player that can also give Rick Stansbury's team production on the inside. He came to MSU after being selected the 2006-07 Gatorade Mississippi Boy's Basketball Player of the Year and chosen Mr. Basketball by *The Clarion-Ledger* newspaper in Jackson. He was also a member of back-to-back Class 2A state championships at Coahoma County. Two years ago, he was the Bulldogs only signee from the state of Mississippi.

**2007-08:** Averaged 2.4 points (29-63 FGs for 46% & 6-23 treys for 26%) and 1.1 rebounds per game in 28 back-up appearances (6.4 mins/gm) as a true freshman... Averaged 2.5 points (43% FGs & 23% treys) and 1.2 rebounds (6.9 mins/gm) in SEC play... Misfired on a trey attempt and had a rebound vs. Oregon in the NCAA Tournament and was 2-for-2 shooting and scored five points against Memphis in the second round... Totaled two rebounds and one steal (0-1 FGs) in 10 total minutes during SEC Tournament... Had scored 11 total points on collective 5-6 FGs and handed out four assists in his previous three games before SEC Tournament... Hit his lone FG attempt and had an assist in regular-season home finale vs. LSU... Hit both shot attempts for four points, and added two rebounds and an assist, at Vanderbilt... Scored five points (2-3 FGs & 1-1 FTs) and had two assists (also 1 off. reb) in 10 minutes at Florida (his most pts and most mins since Feb. 2 vs. Tennessee)... Did not score (0-2 FGs) but had one assist and one steal at South Carolina... Also went scoreless (0-2 FGs) but had

season-high four rebounds at Ole Miss... Had two points and two rebounds in home win over Arkansas... Scored four points (2-3 FGs) at Auburn... Tallied five points (2-5 FGs & 1-1 FTs) and had one offensive board vs. Tennessee (10 mins)... Also scored five points at Arkansas (12 mins) on 2-of-4 FGs (1-2 treys) and had one offensive board... Hit a 3-pointer in home win over Ole Miss... Made 2-of-4 free throws with an offensive rebound and an assist at Alabama... Had six points (3-4 FGs) and three rebounds in his SEC debut (12 mins) at LSU... Scored a season-high 11 points (5-6 FGs), along with three rebounds and a block, in season-most 14 minutes vs. Lafayette College... Hit 2-of-3 FGs for four points vs. Missouri... Nailed both three-point attempts, collected a pair of rebounds and had an assist at Texas A&M-Corpus Christi... Totaled six points (3-5 FGs), season-high three rebounds, two assists and a block at Loyola Marymount (11 mins)... Had totalled just three points (1-8 FGs & 0-2 treys), one rebound and one assist in 23 total minutes of action in six prior outings combined before the Dec. 19 contest at LMU.


**HIGH SCHOOL:** Two-time all-state selection while starring at Coahoma County High School in Clarksdale, Miss... Helped lead coach Isaiah Peterson's Red Panthers to a composite record of 94-20 (.825) the past three seasons, including back-to-back Class 2A state championships in 2005-06 and 2004-05 with overall records of 35-5 and 32-5, respectively... Named the 2006-07 Gatorade Mississippi Boys' Basketball Player of the Year and earned All-State First Team honors from *The Clarion-Ledger* newspaper for the second

straight year after averaging 22.7 points, 4.5 rebounds and 2.2 assists per game as a senior... Also shot 91 percent from the free-throw line this past year in helping lead Coahoma County to a 27-10 record and a semifinal-round finish in the state tournament... Reached the 30-point mark seven times in 2006-07, including a career-high 38 points against Coldwater... Totaled 23 points (8-17 FGs, 3-7 treys & 4-4 FTs), three rebounds and three assists in helping pace Mississippi to a 118-113 victory over Alabama in the 2007 Mississippi/Alabama All-Star Game... Garnered 2005-06 Mr. Basketball accolades from *The Clarion-Ledger* after averaging 23.0 points, 7.1 rebounds and 1.6 assists per contest as a junior in leading the 35-5 Red Panthers to a second consecutive Class 2A state championship and a No. 2 overall state ranking... Also converted on 84 percent of his charity tosses during his junior campaign... Tallied 30 or more points six times in 2005-06, including a season-high 34 points against West Tallahatchie... Posted three 30-point outings during postseason play as a junior, including 33 points versus Coahoma AHS in the regional play-offs and 32 against Potts Camp during the 2A north state tournament... Averaged 20.1 points and 9.9 rebounds per outing as a sophomore to earn honorable mention all-state status by *The Clarion-Ledger*... Helped lead the 2004-05 CCHS ballclub to a 32-5 overall record and a school-first Class 2A state title.

**PERSONAL:** Ravern Gerrod Johnson was born July 21, 1988, in Clarksdale, Miss... Enrolled in MSU's College of Arts and Sciences... The son of Clarence and Catherine Hornburger.

## RAVERN JOHNSON'S CAREER STATISTICS

Season	G-GS	Minutes	FGM-FGA	Pct	3GM-3GA	Pct	FTM-FTA	Pct	Rebounds	PF-D	Ast	TO	BS	Stl	Points
2007-08	29-0	187-6.4	31-65	.477	7-24	.292	4-10	.400	30-1.0	10-0	10	12	4	3	73-2.5
TOTALS	29-0	187-6.4	31-65	.477	7-24	.292	4-10	.400	30-1.0	10-0	10	12	4	3	73-2.5



**Phil Turner**



**6-3 • 170 • So.**

**1L • Guard**

**Grenada, MS  
(Grenada HS)**

**25**



## PHIL TURNER'S CAREER HIGHS

- **Points:** 17, South Alabama (12-15-07)
- **FGM:** 6, South Alabama (12-15-07)
- **FGA:** 10, 2 times (last: Kentucky, 1-15-08)
- **3GM:** 4, South Alabama (12-15-07)
- **3GA:** 8, Kentucky, (1-15-08)
- **FTA:** 6, Missouri (12-30-07)
- **FTM:** 4, Missouri (12-30-07)
- **Rebounds:** 10, Missouri (12-30-07)
- **Assists:** 3, 2 times (last: Alabama, 1-19-08)
- **Blocks:** 2, 3 times (last: Auburn, 2-19-08)
- **Steals:** 3, Loyola Marymount (12-19-07)
- **Minutes:** 37, Georgia (1-12-08)
- **Career 10-plus points games:** 4

## DID YOU KNOW . . .

*Phil's favorite NBA player is Ron Artest and says his favorite sport to watch other than basketball is golf.*

**B**oth athletic and talented, Phil Turner proved to be the type of backcourt performer last year the Mississippi State coaching staff had hoped with his perimeter shooting skills, ball-handling abilities and quickness. He saw action in 30 games, but really became a great asset when he was thrust into the starting lineup due to various injuries to other players.

**2007-08:** Averaged 4.0 points and 2.8 rebounds per game as a redshirt freshman for the Bulldogs... Saw an average of 16.6 minutes played per game in 30 appearances a year ago, including 11 mid-season starting assignments (10 consecutive starts from Dec. 30-Feb. 6)... Struggled with his shooting consistency as a collegiate rookie, hitting just 33 percent overall from the field, 30 percent from three-point range and 56 percent from the free-throw line... Ranked fourth on the team with 26 steals and also with 24 made 3-pointers on the season... Also had 25 assists and 10 blocks for the year... Did not see action in four of MSU's last six regular-season contests, in addition to totaling only 24 composite minutes of action over his last seven appearances of the season... Tallied a season-high 17 points (6-9 FGs & 4-6 treys), along with four rebounds, three assists, two steals and a block, at South Alabama in his first MSU start... Tallied 13 points on 4-of-5 field goals and 3-of-3 shooting from beyond the arc in 16 minutes of action, including 11 straight MSU points in a span of only 1:32 of the first half, at Texas A&M-Corpus Christi... Followed up that effort by recording his first career double-double with 12 points and a career-high 10 rebounds in home win over Missouri... Subsequently followed the Missouri outing with near-double-doubles against Lafayette College (8 pts & 8 rebs) and during home win over Georgia (7 pts & 9 rebs plus 2 asts, 2 stls & 2 blks)... Posted his

fourth double digit-scoring effort within an eight-game span (Dec. 15-Jan. 15) by tallying a personal SEC-high 11 points on 3-of-8 three-point shooting in home triumph over Kentucky... Had six points (2-5 treys) and three rebounds at Arkansas... Tallied four points and five rebounds in home win over Alabama... Totaled three points, three rebounds, two blocks and two steals at Auburn... Matched his season high with three assists, while adding three points and two rebounds, at Alabama... Had four points, three rebounds and two steals at LSU in his SEC debut... Came off the bench to play all five minutes of overtime and hit a clutch 3-pointer at South Carolina after Jamont Gordon had fouled out... Scored five and six points, respectively, in back-to-back, mid-November home outings versus Clemson and UT Martin.

**HIGH SCHOOL:** Three-year letterman and two-time all-division performer as a two-year starter at Grenada (Miss.) High School... Averaged a team-leading 20.3 points, along with 6.5 rebounds, 3.3 steals and 2.1 assists, per game as a 2005-06 second-team all-state selection by *The Clarion-Ledger* newspaper... Earned Grenada's best offensive player and best free-throw percentage (76.8%) honors as a senior after helping lead coach Todd Hutchinson's 24-11 Chargers to the school's first Class 5A state tournament appearance since 1987 and a season-ending No. 10 state ranking in *The Clarion-Ledger's* final Boys Basketball Super 10 team rankings... Selected to the 2006 Class 5A state all-tournament team on the strength of a career-best, 35-point effort in a victory over South Panola during the North Mississippi playoffs... Eclipsed the 20-point mark 14 times during the 2005-06 campaign... Scored 26 and 30 points in wins over Tupelo and ninth-ranked Starkville, respectively, to pace Grenada to the Region 2-5A championship as


a senior... Other top scoring efforts in 2005-06 included 34 points (14-16 FTs) against Grissom (Ala.) and 26 points (13-17 FTs & 10 rebs) in an early-season outing versus South Panola... Hit 14-of-17 free throws in an early-season, 26-point showing against Lafayette County... Came back a month later with 23 points and a career-most seven steals versus Lafayette County... Had 21 points, career-high 14 rebounds and four steals in regular-season win over Tupelo... Totaled 24 points, 11 rebounds, six steals and four assists versus J.Z. George... Came back three games later against J.Z. George to score 22 points (in three quarters), including 3-of-3 treys, and earn six steals in the finals of the Winona-hosted tournament... Averaged a team-leading 14.5 points and also 5.8 rebounds per contest as a junior at Grenada... Chosen the Chargers' best offensive player and collected the team's best free-throw percentage (77.3%) honor in 2004-05... Tallied a season-high 26 points, including a career-most five 3-pointers, against Greenville Weston during his junior campaign... Also participated in track and field at Grenada.

**PERSONAL:** Philip G. Turner was born October 27, 1987, in San Diego, Calif... Enrolled in MSU's College of Arts and Sciences... The son of Alex and Audrey Turner.

## PHIL TURNER CAREER STATISTICS

Season	G-GS	Minutes	FGM-FGA	Pct	3GM-3GA	Pct	FTM-FTA	Pct	Rebounds	PF-D	Ast	TO	BS	Stl	Points
2007-08	30-11	498-16.6	41-124	.331	24-79	.304	15-27	.556	84-2.8	43-1	25	28	10	26	121-4.0
<b>TOTALS</b>	<b>30-11</b>	<b>498-16.6</b>	<b>41-124</b>	<b>.331</b>	<b>24-79</b>	<b>.304</b>	<b>15-27</b>	<b>.556</b>	<b>84-2.8</b>	<b>43-1</b>	<b>25</b>	<b>28</b>	<b>10</b>	<b>26</b>	<b>121-4.0</b>

# Twany Beckham



6-5 • 190 • So.

HS • Guard/Forward  
Louisville, KY

Twany Beckham (New Hampton [NH] HS)

4



## A LOOK AT TWANY BECKHAM

- **Favorite NBA Team**  
*Boston Celtics*
- **Favorite NBA Player**  
*Rajon Rondo*
- **Most Memorable Sports Moment**  
*Playing in the 2007 Kentucky basketball state championship game*
- **Favorite Other Sport To Watch**  
*Football*
- **Favorite Other Sport To Play**  
*Football*
- **Favorite Non-Basketball Athlete**  
*Randy Moss*
- **Favorite Place To Play Other Than Humphrey Coliseum**  
*Rupp Arena*

**A** left-handed backcourt performer, Twany Beckham figures to see considerable action at all guard slots to utilize his perimeter shooting skills, ball-handling abilities and quickness. He comes to Mississippi State rated as the nation's No. 15 post-graduate player by Scout.com.


**PREP SCHOOL:** Most recently averaged around 15 points, eight assists and six rebounds per game as a fifth-year player this past season for coach Pete Hutchins at the New Hampton (N.H.) School in the highly competitive Class A division of the New England Preparatory School Athletic Council (NEPSAC)... Paced the 2007-08 Huskies in assists and ranked as the team's second-leading scorer.


**HIGH SCHOOL:** Three-year starter for coach Chris Renner at Ballard High School in Louisville, Ky., where he helped pace the Bruins to a three-year composite mark of 86-16 (.843) and a pair of Sweet 16 state tournament appearances... Averaged 16.1 points (52% FGs), 8.1 rebounds, 4.2 assists and 2.3 steals per game to earn first-team all-state honors... Chosen the 7th Region Player of the Year in 2006-07... Capped his Ballard High School career by representing his home state (along with State sophomore guard Riley Benock) in the Indiana/Kentucky All-Star series... Recorded 11 double-doubles in 2006-07, including a triple-double with 12 points, 11 assists and 10 rebounds in only 18 minutes

against Manual in the regional tournament... Posted 10 games with 20 or more points in 2006-07, including a season-high 31 points (14-20 FGs), 11 boards, seven steals and five assists versus St. Xavier... Named MVP of the prestigious 2007 Louisville Invitational Tournament (LIT), averaging 22.5 points on 65-percent shooting (39-60 FGs) during the four-game tourney... Tipped off the LIT with a 29-point performance (13-18 FGs) against Pleasure Ridge Park... Capped a mid-season, six-game stretch, in which he averaged 24.0 points on 62.6 percent shooting (57-91 FGs), with a 28-point effort (9-12 FGs & 10-14 FTs) versus Waggener... Credited with double-digit rebounds a dozen times in 2006-07, including 20 and 16 boards (22 of the 36 rebounds were offensive) in his first two outings of the year... Named to the 2007 Kentucky High School Athletic Association (KHSAA) Sweet 16 All-Tournament Team after leading the Bruins to a 35-3 record and a state runner-up finish... Averaged 14.3 points, 6.6 rebounds, 4.9 assists and 2.2 steals per contest as a junior to earn third-team all-state laurels from the *Courier-Journal* newspaper and help pace the 2005-06 Ballard club to a 22-10 mark... Averaged 6.9 points, 4.0 assists, 3.4 rebounds and 2.1 steals an outing as a sophomore starter for the Bruins' 29-3 Sweet 16 ballclub in 2004-05... Originally signed with Indiana-Purdue-Indianapolis (IUPUI) after high school.

**PERSONAL:** Twany Beckham was born

November 14, 1988, in Louisville, Ky... Enrolled in MSU's College of Arts and Sciences... The son of Debra Beckham.





Dee Bost



6-2 • 170 • Fr.

HS • Guard  
Concord, N.C.  
(Hargrave Military)

3



## A LOOK AT DEE BOST

### ■ Favorite NBA Team

*Denver Nuggets*

### ■ Favorite NBA Player

*Allen Iverson*

### ■ Most Memorable Sports Moment

*Winning state championship*

### ■ Favorite Other Sport To Watch

*Football*

### ■ Favorite Other Sport To Play

*Football*

### ■ Favorite Non-Basketball Athlete

*Terrell Owens*

### ■ Favorite Place To Play Other Than Humphrey Coliseum

*Academy Center (high school gym)*

Talented and versatile, Dee Bost comes to Mississippi State after enjoying a stellar prep career both on the hardcourts as well as the grid-iron. He was instrumental in leading both his high school football and basketball teams to the state championships games and was named MVP in each outing. His skills didn't go unnoticed, particularly on the basketball court, where Scout.com rated him No. 4 nationally among the 2007-08 post-graduate player rankings and also listed 54th nationally in the Class of 2008 by the Prep Stars Recruiter's Handbook.


**PREP SCHOOL:** Averaged 18.5 points, 5.5 rebounds, 4.7 assists and 3.6 steals per game as a post-graduate player a year ago to help lead Hargrave Military to a perfect 29-0 record and the 2007-08 National Prep Championship title... Shot 45 percent from the field, 38 percent from the three-point arc and 83 percent from the line as a co-captain for coach Kevin Keatts' undefeated Tigers this past year... Garnered tournament MVP honors after averaging 30 points (23-47 [49%] FGs; 17-32 [53%] 3FGs & 27-36 [75%] FTs), 4.7 rebounds, 2.0 assists and 2.0 steals during the 2008 National Prep Championships held at New York's Fordham University... Scored a season-high 36 points on 6-of-8 three-point shooting in Hargrave's semifinal-round tournament win over Brewster Academy... Totaled 28 points (8-17 FGs, 7-13 treys & 5-8 FTs), five rebounds and three assists during the Tigers' opening-round tour-

ney victory over St. Thomas More School... Capped his prep career by being selected to the all-tournament team of the 2008 Charm City Challenge after scoring a team-high 17 points, along with adding four assists, two rebounds, two steals and a block, for the United States All-Stars against the Baltimore All-Stars... Rated No. 4 nationally among the 2007-08 post-graduate player rankings by Scout.com.

**HIGH SCHOOL:** Two-sport standout at Concord (N.C.) High School, helping the Spiders become the first 3A school in North Carolina history to claim state titles in both football and basketball during the same academic year... Also earned the distinction of collecting game MVP honors during both the state championship football and basketball title games... Named the 2006-07 Male Athlete of the Year by the North Carolina High School Athletic Association (NCHSAA) and the *Charlotte Observer* newspaper... Chosen North Carolina's 2006-07 Class 3A Player of the Year by NCPreps.com and collected Cabarrus County Player of the Year honors by the *Independent Tribune* newspaper... Averaged 17 points, 6.5 rebounds and five assists per game in 2006-07 to help lead coach Andy Poplin's CHS team to the 3A state hoops crown... Earned MVP honors of North Carolina's 3A Western Regional in 2007... Tallied 27 points in his MVP effort against Kinston in the state championship game... Voted MVP of the 2007 North Carolina-South


Carolina All-Star Basketball Game... Passed for 2,958 yards and 25 touchdowns on 64-percent accuracy to direct coach E.Z. Smith's 13-3 Spiders to the 2006 Class 3A state football title.

**PERSONAL:** Dee Bost was born October 12, 1989, in Charlotte, N.C... Enrolled in MSU's College of Arts and Sciences... The son of Frances Bost and Marcus Blackwelder.





# Jacquiese Holcombe



**6-5 • 205 • Jr.**

**JC • Forward**

**College Park, GA**

**Jacquiese Holcombe (Georgia Perimeter Co.)**

**1**



## A LOOK AT JACQUIESE HOLCOMBE

### ■ Favorite NBA Team

*Atlanta Hawks*

### ■ Favorite NBA Player

*Richard Jefferson*

### ■ Most Memorable Sports Moment

*Breaking the rim and scoring 40 in last away game in high school*

### ■ Favorite Other Sport To Watch

*Football*

### ■ Favorite Other Sport To Play

*Football/Track*

### ■ Favorite Non-Basketball Athlete

*Robert Jackson (older brother)*

### ■ Favorite Place To Play Other Than Humphrey Coliseum

*Anywhere there is a basketball goal*

A junior-college transfer, Jacquiese Holcomb comes to Mississippi State after garnering All-American honors at Georgia Perimeter College. A physical presence, he is expected to bring versatility inside along with depth.

**Junior College:** Averaged 13.4 points and 7.3 rebounds per game this past season at Georgia Perimeter College in Decatur as a National Junior College Athletic Association (NJCAA) Second Team All-American and Region 17 Player of the Year... Helped lead coach Alfred Barney's 23-12 Jaguars to a third straight NJCAA Tournament appearance a year ago after winning the District 10 championship and claiming both the Georgia Junior College Athletic Association (GJCAA) regular-season and postseason tournament titles... Had eight 20-point efforts as a sophomore, including a 24-point showing (10-16 FGs) in GPC's first-round NJCAA Tournament game against South Plains College... Closed out the month of January with three double-doubles over a four-game span, including 21-point, 13-rebound outings against both Middle Georgia College and Atlanta Metropolitan College... Connected on all eight field-goal attempts and hit 5-of-6 free throws versus Atlanta Metro... Followed that effort with 20 points (7-9 FGs) and 11 boards against Truett-McConnell College... Sat out the 2006-07 campaign at GPC as a redshirt due to a leg injury... Averaged 11.3 points and 6.5 rebounds per contest as a freshman to collect All-Region 17



First Team honors for the 29-8 Jaguars in 2005-06... Capped his collegiate rookie season by receiving the 2006 NJCAA Charles Seshier Sportsmanship Award at the national tournament in Hutchinson, Kan.

**High School:** Averaged 27.3 points and 11 rebounds per game for coach Floyd McRae's 2004-05 Seminoles as a second-team all-city selection at Creekside High School in Fairburn, Ga... Named the South Fulton Player of the Week and earned a spot on the Atlanta Tip-Off Club's Team of the Month in January 2005 following a 40-point, 19-rebound performance against McIntosh High School... Two-time South Atlanta Metro cross country champion and two-time all-region cross country performer for coach Scott Vaughan at Creekside... Established a school record with a 5K effort of 16:54... Also helped lead the 2005 Seminole track squad to a fourth-place team finish at the 2005 Georgia Class AAAA track and field championships... Qualified in the high jump at the 2005 state meet with a personal-best record of 6-6... Posted a personal-best mark of 49.85 in the 400 meters and also participated in the 300-meter hurdles as a prep senior.

**PERSONAL:** Jacquiese Holcombe was born Sept. 5, 1987, in Atlanta, Ga... Enrolled in MSU's College of Arts and Sciences... The son of Meshiele Holcombe.





**6-8 • 230 • Fr.**  
**HS • Forward**  
**Meridian, MS**  
**(Northeast Lauderdale)**




## A LOOK AT ROMERO OSBY

- **Favorite NBA Team**  
*Cleveland Cavaliers*
- **Favorite NBA Player**  
*Lebron James*
- **Most Memorable Sports Moment**  
*Signing scholarship to play at Mississippi State*
- **Favorite Other Sport To Watch**  
*Track*
- **Favorite Other Sport To Play**  
*Football*
- **Favorite Non-Basketball Athlete**  
*Terrell Owens*
- **Favorite Place To Play Other Than Humphrey Coliseum**  
*Mississippi Coliseum*

Rookie forward Romero Osby makes his way to the Mississippi State campus following a heralded prep career that saw him become a consensus top 50 national prospect among the Class of 2008, highlighted by a No. 38 national ranking by the *Prep Stars Recruiter's Handbook*. This two-time, first-team all-state performer gives the Bulldogs added depth inside and possesses the skills to make an immediate impact inside the paint.


**HIGH SCHOOL:** Repeated as a first-team all-state performer this past season by averaging 22.4 points, 14.6 rebounds, 4.7 blocks, 3.9 assists and 1.8 steals per game for coach Lewis Lightsey's 24-11 Trojans... Recorded 2007-08 season shooting percentages of 52.8 percent from the field and 66.4 percent from the free-throw line... Helped lead NEL to 98 total wins and four straight Class 4A South Mississippi quarterfinal-round playoff appearances during his five-year varsity career... Posted a double-double in all but one game during his senior season, including a triple-double with 21 points, 14 rebounds and 10 blocks against Wayne County in the Division 5-4A championship game... Recorded five 30-point scoring efforts on the year, including a season-high 35 points along with 19 rebounds (10 offensive) versus Quitman... Tallied 34 points on 13-of-14 field goals and 6-of-7 free throws against Kemper County... Preceded that performance with 30 points (10-17 FGs & 8-10 FTs) and a season-high 20 rebounds versus West Jones... Scored 31 points against Forest on 11-of-12 shooting from the

field, 3-of-4 from beyond the arc and 6-of-7 from the line... Approached a quadruple-double with 22 points, 17 rebounds, a season-most nine assists and eight blocks against South Jones... Totaled 26 points, 16 boards and nine rejects versus Newton... Came up two blocks shy of posting a triple-double against Morton... Participated in the 2008 Mississippi-Alabama All-Star Game... Named the defensive MVP of the 2007 Mississippi Association of Coaches (MAC) All-Star Game after totaling 21 points and 16 rebounds for the winning North club... Named All-State First Team by *The Clarion-Ledger* newspaper as a junior after averaging 24.0 points, 11.3 rebounds, 3.6 assists and 3.0 blocks per outing... Also connected on 52 percent of his total field goals in 2006-07, including 68-of-172 (40%) from three-point range, and 75 percent from the charity stripe... Helped lead the 2006-07 Trojans to a 25-10 record... Recorded a double-double in 27 of 35 games as a junior... Had seven 30-point outings during his junior year, highlighted by a career-high 41 points against Southeast Lauderdale... Scored 35 points versus New Hope... Totaled 33 points and a season-high 18 rebounds against West Lauderdale, while accounting for 33 points and 17 boards versus Carthage.

**PERSONAL:** Romero Osby was born May 7, 1990, in Frankfurt, Germany... Enrolled in MSU's College of Broadcast Communication... The son of Daryl Osby and Tracey Anderson.



# Brandon Bolen/Rod Bryant (Walk-Ons)



**Brandon Bolen**



**6-3 • 195 • So.**  
**1L • Guard**  
**Madison, MS**  
**(Madison-Ridgeland Ac.)**

**33**



## DID YOU KNOW . . .

*Brandon says the funniest guy on the team is Ravern Johnson and that his favorite non-basketball athlete to watch is Terrell Owens.*

Second-year walk-on Brandon Bolen joined the Bulldog program after a stellar prep career at Madison-Ridgeland Academy, where he capped his sparkling high school career by earning Mississippi Private School Association Player of the Year honors this past season after leading the MRA Patriots to their second MPSA Overall championship in three years.

**2007-08:** Saw very limited action in nine brief appearances for the Bulldogs as a rookie... Scored his first collegiate point on a free throw, while also collecting an offensive rebound, in a two-minute stint at Texas A&M-Corpus Christi... Misfired on his lone three-point attempt of the season against Lafayette College... Grabbed two defensive rebounds in his SEC debut at LSU... Credited with a rebound in his collegiate debut against Louisiana Tech.


**HIGH SCHOOL:** Three-time All-Mississippi Private School Association selection at Madison-Ridgeland ... Named All-Madison County and All-District South AAA three times as a three-year starter in helping pace coach Richard Duease's MRA Patriots to a combined three-year record of 105-14 (.882) and a pair of MPSA Overall titles... Averaged 18.2 points, 10 rebounds, four assists, three blocks and three steals per game as a senior in earning MPSA Player of the Year and MPSA South AAA Most Valuable Player honors... Named

*Madison County Herald* First Team and The Clarion-Ledger Third Team All-Metro in helping lead the Patriots to a 36-4 record this past year, including the team's second MPSA Overall title in three years... Paced MRA in scoring 19 times as a senior with 11 outings of 20 or more points and three 30-point contests... Posted scoring efforts of 32 and 30 points against Marshall Academy this past season, along with a 30-point outing versus Indianola Academy... Totaled 22 points, 10 rebounds and seven assists in the Patriots' 61-54 victory over Parklane Academy in the 2007 MPSA Overall State title game... Had 12 points and 18 rebounds to garner South MVP honors in the 2007 MPSA Class AA/AAA All-Star Game... Averaged around 14 points, seven rebounds and four assists per outing as a junior to earn All-MPSA Second Team and South AAA All-Conference accolades for the 33-4 Patriots... Averaged around 14 points, nine rebounds and four assists per contest as a sophomore starter to earn All-MPSA First Team and South AAA All-Conference laurels for the Patriots' 36-6 Overall State championship team... Also lettered one year in both tennis and track and field at MRA... Valedictorian of his graduating class.

**PERSONAL:** James Brandon Bolen was born March 21, 1989, in Jackson, Miss... Enrolled in MSU's College of Arts and Sciences... The son of James and Karen Bolen.

## BRANDON BOLEN'S CAREER STATISTICS

Season	G-GS	Minutes	FGM-FGA	Pct	3GM-3GA	Pct	FTM-FTA	Pct	Rebounds	PF-D	Asst	TO	BS	Stl	Points
2007-08	9-0	12-1.3	0-2	.000	0-1	.000	1-2	.500	4-0.4	10-0	0	3	0	0	1-0.1
TOTALS	9-0	12-1.3	0-2	.000	0-1	.000	1-2	.500	4-0.4	10-0	0	3	0	0	1-0.1



**Rod Bryant**



**6-1 • 165 • So.**  
**1L • Guard**  
**Birmingham, AL**  
**(G.W. Carver HS)**

**14**



## DID YOU KNOW . . .

*Rod's favorite NBA player is Rajon Rondo and says his most memorable moment came when MSU clinched the Western Division title last year.*

Second-year walk-on, Rod Bryant earned a letter last year after seeing action in five games. He came to MSU in 2006-07, but didn't join the Bulldog program until the fall of 2007.

**2007-08:** Made five one-minute home appearances a year ago as a freshman walk-on guard for the Bulldogs... Connected on his first collegiate field-goal attempt and grabbed a defensive rebound against UT Martin in his second MSU outing... Also hit his lone shot attempt versus Southeastern Louisiana... Attempted a two-point field goal against Ole Miss in his only SEC action of the campaign.


**HIGH SCHOOL:** Three-year letterman and two-year starter for coach Alvin Moore at George Washington Carver High School in Birmingham... Averaged 13.4 points, 4.1 rebounds and 3.0 assists per game as a senior in helping lead the Rams to a 20-8 record and a third straight regional appearance in the Class 6A state playoffs... Earned honorable mention all-state honors during his senior campaign and was voted team captain... Posted the team's highest free throw percentage for the second straight season as a senior... Twice honored as a scholar athlete and owned the highest grade point average on the G.W. Carver team.

**PERSONAL:** Roderick Bryant was born May 15, 1988, in Birmingham, Ala... Enrolled in MSU's College of Arts and Sciences... The son of Tommy Toney and Helen Bryant Toney... Has a set of brothers who are twins - Eri and Derrick Bryant

## ROD BRYANT'S CAREER STATISTICS

Season	G-GS	Minutes	FGM-FGA	Pct	3GM-3GA	Pct	FTM-FTA	Pct	Rebounds	PF-D	Asst	TO	BS	Stl	Points
2007-08	5-0	5-1.0	2-3	.667	0-0	.000	0-1	.00	1-0.2	10-0	0	1	0	0	4-0.8
TOTALS	5-0	5-1.0	2-3	.667	0-0	.000	0-1	.100	1-0.2	10-0	0	1	0	0	4-0.8

# (Walk-Ons) Christopher Gay/Taylor Luczak



**Christopher Gay**



**6-0 • 180 • Sr.**

**TR • Guard**

**Hattiesburg, MS  
(William Carey College)**

**10**



## DID YOU KNOW . . .

*Christopher's favorite sport to watch other than basketball is bowling and says the Los Angeles Lakers are his favorite NBA team.*


A left-handed walk-on, Christopher Gay joins Mississippi State for his final season of collegiate eligibility. He previously spent two seasons at NAIA member William Carey College in Hattiesburg, Miss prior to transferring to MSU in 2006. Last year, he served as a basketball team manager for the Bulldogs.

**William Carey College:** Sat out the 2004-05 season at William Carey as a redshirt... Recorded 11 points (4-14 FGs & 3-9 FTs), three rebounds, three assists and two steals in 14 appearances (73 total minutes) as a redshirt freshman for coach Steve Knight's 2005-06 WCC Crusaders... Connected on both shot attempts and hit his lone free throw effort to tally five points, along with pulling down a rebound, against Houston Baptist in his second collegiate appearance... Made his only field goal try, along with being credited with a rebound and a steal, versus LSU-Shreveport... Also had two-point outings against West Florida and Loyola University.

**HIGH SCHOOL:** Three-year basketball letterman for coaches Kyle Roane and Tommy Sumrall at Forrest County Agricultural High School in Brooklyn, Miss... Earned all-division honors as a senior for the Aggies after averaging 15.3 points, 4.7 rebounds and 4.5 assists per game... Tallied a career-high 28 points versus West Marion during his senior year... Other 2003-04 season highlights

included 22 points, 10 rebounds and six assists against Petal, along with 20 points, 10 boards and six assists versus Stone County... Averaged 11.0 points, 5.2 assists and 2.3 rebounds an outing as a junior to earn honorable mention all-division honors and help lead the 2002-03 Aggies to a 25-4 record and a conference championship... Posted season-high scoring efforts of 18 points against both Prentiss and Lumberton during his junior year... Three-time all-division cross country performer at Forrest County AHS... Claimed the individual cross country division championship as a junior.

**PERSONAL:** Christopher Gay was born January 14, 1986, in Hattiesburg, Miss... Enrolled in MSU's College of Arts and Sciences... Triplet brothers Keith and Kevin played collegiate football at Pearl River Community College in Poplarville, Miss... The son of Jerome and Betty Gay.



**Taylor Luczak**



**6-8 • 220 • Fr.**

**HS • Forward**

**Glens Falls, NY  
(Glens Falls Senior HS)**

**20**



## DID YOU KNOW . . .

*Taylor says he tries to model his game after Larry Bird and notes that his favorite non-basketball athlete is Barry Sanders.*

A first-year walk-on, Taylor Luczak is certainly no stranger to the Mississippi State campus or athletic playing surfaces. He spent the 2007-08 sports season throwing the javelin as a walk-on track and field performer for the Bulldogs and recorded a season-best throw of 124-4 at the Southern Miss Invitational this past spring. He also posted a toss of 123-8 during MSU's Jace Lacoste Invitational.

**HIGH SCHOOL:** Two-year letterman in both basketball and track and field at Glens Falls Senior High School in New York... Averaged 11.3 points, 7.6 rebounds and 3.1 blocks per contest as a senior starter to help lead coach Tony Hammel's 25-2 Indians to a runner-up finish at the 2007 New York State Public High School Athletic Association (NYSPHSAA) Class A State Boys Basketball Tournament after claiming the league, sectional and regional championships... Capped his high school career by earning the NYSPHSAA Sportsmanship Award during the 2007 state tournament... Earned second-team all-area honors from *The Post-Star* newspaper and was a Foothills Council second-team selection as a senior... Totaled 18 points, 10 rebounds, five blocks and three assists against Queensbury in 2006-07... Other top season performances were 10 points, 12 boards, five assists and four blocks versus New Hartford in the regional finals, along with 10 points (5-5 FGs) and 13 rebounds against

McKinley in the state tournament semifinals... Competed in basketball at the 2006 Empire State Games... Averaged 7.3 points per game as a junior at Glens Falls after transferring from Queensbury (N.Y.) Senior High School... Participated in the pentathlon as a two-year track and field letterman for coach Dan Perry at Glens Falls... Placed third in the pentathlon at the 2007 Section 2 Class BB Sectionals with a personal-best total of 2,636 points... Earned 2006-07 Foothills Council First Team plaudits in the pentathlon... Finished second in the event as a junior at the 2006 sectionals with 2,574 points... Posted personal-best marks of 16.67 in the 110-meter hurdles, 5-10 in the high jump, 16-8.75 in the long jump, and 36-9 in the shot put.

**PERSONAL:** Taylor Luczak was born October 15, 1988, in Amory, Miss... Enrolled in MSU's College of Arts and Sciences... The son of Nicki and Tony Luczak.



# GAME-BY-GAME PLAYER CAREER STATS

## BRIAN JOHNSON'S GAME-BY-GAME STATISTICS (2007-08)

Opponent	FG	3FG	FT	Reb	PF	Pts	Asst	TO	BS	Stl	Min
LA. TECH	1-3	0-1	2-3	2	2	4	0	0	0	0	11
CLEMSON	4-4	0-0	2-2	3	2	10	0	1	0	0	19
UT MARTIN	0-3	0-1	0-0	4	0	0	0	0	0	0	12
UC Irvine	2-4	0-0	2-2	5	3	6	1	3	0	0	21
Southern Illinois	1-2	0-0	0-0	2	0	2	0	2	0	0	14
Miami (OH)	2-3	0-0	0-0	3	3	4	0	0	1	0	11
MURRAY ST.	3-3	0-0	0-0	4	2	6	1	3	1	1	16
SE LOUISIANA	1-1	0-0	0-0	0	0	2	0	1	0	0	2
MIAMI (FL)	1-1	0-0	0-0	2	2	2	0	2	1	2	14
@Loyola M'mount	1-1	0-0	0-0	6	1	2	0	5	1	3	15
@TAMU-CC	0-1	0-0	0-2	4	4	0	0	1	3	0	12
MISSOURI	1-1	0-0	0-0	2	2	2	0	0	0	0	13
Lafayette	1-1	0-0	2-2	4	2	4	0	0	0	2	11
@LSU	0-0	0-0	0-0	0	1	0	0	2	0	0	9
GEORGIA	0-1	0-0	0-0	1	0	0	1	1	0	0	9
KENTUCKY	1-2	0-0	0-0	2	1	2	0	1	1	0	9
@Alabama	0-1	0-0	0-0	2	2	0	0	1	1	0	7
OLE MISS	1-2	0-0	0-0	3	1	2	3	1	0	1	11
@Arkansas	1-1	0-0	2-2	4	0	4	0	2	0	1	12
TENNESSEE	1-1	0-0	1-1	2	2	3	0	1	0	1	9
ALABAMA	0-0	0-0	0-0	2	1	0	0	0	0	0	7
@Auburn	0-0	0-0	0-0	1	0	0	0	1	0	0	2
ARKANSAS	0-0	0-0	0-0	2	1	0	0	2	1	1	11
@Ole Miss	1-1	0-0	0-0	0	1	2	0	1	0	0	3
@South Carolina	0-0	0-0	0-0	2	0	0	0	0	0	1	3
AUBURN	0-0	0-0	0-0	1	1	0	1	0	0	0	7
@Florida	1-1	0-0	1-1	1	0	3	0	1	0	0	4
@Vanderbilt	0-0	0-0	1-2	2	0	1	0	0	1	0	6
LSU	2-4	0-0	2-2	2	1	6	0	0	0	0	9
Alabama-SECT	0-0	0-0	2-2	0	0	2	0	0	0	0	3
Georgia-SECT	3-3	0-0	0-0	2	1	6	0	1	1	1	7
Oregon-NCAA	1-1	0-0	0-1	2	1	2	0	1	0	0	8
Memphis-NCAA	0-2	0-0	0-0	1	0	0	1	1	0	0	9

Johnson not play in one game during the 2007-08 season.

## BARRY STEWART'S GAME-BY-GAME STATISTICS (2007-08)

Opponent	FG	3FG	FT	Reb	PF	Pts	Asst	TO	BS	Stl	Min
LA. TECH *	5-10	1-5	2-3	11	2	13	3	0	1	0	26
CLEMSON *	3-10	2-6	4-4	6	5	12	2	4	0	2	36
UT MARTIN *	3-12	0-4	3-4	4	1	9	4	4	0	2	26
UC Irvine*	6-10	4-7	2-2	6	1	18	2	1	0	0	38
Southern Illinois*	3-9	1-3	2-2	3	2	9	3	3	1	1	38
Miami (OH)*	2-9	1-5	0-0	3	3	5	4	5	0	0	36
MURRAY ST.*	5-6	2-3	2-2	5	1	14	2	1	0	4	36
SE LOUISIANA*	2-6	2-5	0-0	1	1	6	2	2	0	2	30
MIAMI (FL)*	6-12	5-9	1-2	4	1	18	1	1	0	1	37
@South Alabama*	3-10	1-5	1-3	6	4	8	6	4	0	2	39
@Loyola M'mount*	4-8	2-5	0-2	5	1	10	5	3	0	1	25
@TAMU-CC*	6-8	2-3	5-7	2	1	19	4	2	0	1	36
MISSOURI*	8-14	3-7	5-5	4	3	24	7	3	0	2	38
Lafayette*	2-8	1-5	1-2	3	2	6	1	3	0	1	32
@LSU*	2-6	1-4	6-8	6	3	11	5	2	0	1	35
GEORGIA*	3-13	0-5	3-5	5	4	9	2	4	0	2	36
KENTUCKY*	2-11	0-5	5-8	4	3	9	4	5	0	1	35
@Alabama*	6-11	3-5	1-2	1	3	16	3	2	0	2	35
OLE MISS*	5-11	0-4	2-4	4	2	12	3	2	0	1	33
@Arkansas*	3-7	0-2	1-2	1	5	7	0	1	0	1	30
TENNESSEE*	7-9	6-8	1-2	2	4	21	1	1	0	2	34
ALABAMA*	5-11	3-8	0-0	9	0	13	2	3	1	0	36
@Auburn*	2-5	2-4	1-2	3	2	7	1	4	0	0	37
ARKANSAS*	5-11	3-5	6-6	5	4	19	1	4	0	2	38
@Ole Miss*	4-13	0-6	3-5	8	3	11	3	2	0	1	37
@South Carolina*	3-10	1-6	1-2	3	2	8	0	4	0	1	43
AUBURN*	4-8	3-5	0-0	5	1	11	5	1	0	0	37
@Florida*	3-13	2-8	2-2	8	1	10	1	0	0	2	39
@Vanderbilt*	4-9	2-7	0-0	5	2	10	1	0	1	0	43
LSU*	2-9	1-6	0-0	4	3	5	0	2	0	1	39
Alabama-SECT*	3-12	1-6	4-6	8	2	11	3	3	0	5	44
Georgia-SECT*	3-14	3-6	1-2	6	3	10	4	0	0	0	35
Oregon-NCAA*	4-10	4-8	4-5	2	1	16	2	1	0	1	38
Memphis-NCAA*	1-12	0-6	2-3	5	4	4	1	1	0	2	37

## BRIAN JOHNSON'S GAME-BY-GAME STATISTICS (2005-06)

Opponent	FG	3FG	FT	Reb	PF	Pts	Asst	TO	BS	Stl	Min
UT-MARTIN	2-3	0-0	4-6	8	1	8	1	1	0	2	15
PRAIRIE VIEW	2-4	0-0	1-2	4	1	5	0	0	0	0	12
ARKANSAS ST.	1-1	0-0	0-0	4	1	2	1	1	1	2	10
RICHMOND	0-0	0-0	3-6	2	1	3	0	0	0	0	10
AKRON	4-5	0-0	0-0	3	0	8	1	0	0	0	12
CHICAGO ST.	1-1	0-0	0-0	0	0	2	0	0	0	0	3
@Kentucky	1-7	0-1	0-0	5	2	2	0	0	1	0	16
MIDDLE TENN.	3-3	0-0	0-1	2	1	6	1	0	0	0	6
COL. OF CHAS.	3-4	0-0	2-4	5	4	8	0	2	0	0	13
DETROIT	0-1	0-0	0-0	1	1	0	0	0	0	2	10
F. DICKINSON	0-1	0-0	0-0	4	0	0	0	1	0	0	7
@Miami	0-0	0-0	0-0	0	1	0	0	0	0	0	3
@Providence	0-0	0-0	0-0	0	0	0	0	1	0	0	2
UC DAVIS	1-2	0-0	1-1	0	2	3	0	0	0	0	4
@St. John's	0-1	0-0	0-0	2	2	0	1	2	0	0	11
CONNECTICUT	0-2	0-0	0-0	0	0	0	0	0	0	0	2
CINCINNATI	0-0	0-0	0-0	0	1	0	0	0	0	0	2
@Rutgers	0-0	0-0	0-0	0	0	0	0	0	0	0	1
@Cincinnati	0-0	0-0	0-0	1	0	0	0	1	0	0	2
S. FLORIDA	0-0	0-0	0-0	0	0	0	0	0	0	0	3
@Syracuse	2-4	0-0	3-5	3	4	7	1	0	0	0	18
DePAUL*	2-2	0-0	1-2	7	3	5	1	1	1	0	15
@West Virginia*	1-2	0-0	0-0	4	1	2	0	0	1	1	21
MARQUETTE*	0-0	0-0	0-0	3	1	0	1	1	0	0	11
@Connecticut*	2-2	0-0	5-6	7	3	9	1	1	0	1	21
@Pittsburgh*	1-3	0-0	0-0	2	3	2	0	0	0	0	9
DEL. STATE-NIT	0-1	0-1	1-2	2	1	1	0	0	0	0	12
CLEMSON-NIT	4-5	0-0	5-6	13	3	13	0	4	0	0	24
MO. STATE-NIT	3-5	0-0	3-4	10	2	9	0	1	1	1	20
S. Carolina-NIT	0-2	0-0	0-0	4	1	0	0	1	0	0	14

Johnson did not play in four games during the 2005-06 season at Louisville.

## BARRY STEWART'S GAME-BY-GAME STATISTICS (2006-07)

Opponent	FG	3FG	FT	Reb	PF	Pts	Asst	TO	BS	Stl	Min
NICHOLLS	5-8	2-5	2-3	2	0	14	1	2	0	3	24
LMU	3-4	1-1	6-7	4	2	13	1	1	0	1	26
WINTHROP	3-8	3-6	0-0	5	0	9	1	1	0	0	23
@Clemson	2-5	2-4	2-2	2	1	8	1	1	0	0	25
CHARLOTTE	4-7	2-5	3-5	6	1	13	0	1	0	2	29
TAMU-CC	3-6	2-5	3-3	4	0	11	1	0	1	0	25
S. ALABAMA	4-9	0-5	2-2	2	1	10	2	1	0	1	24
@Miami (FL)	6-14	5-11	5-7	3	0	22	1	0	0	2	29
McNEESE ST.	4-11	4-9	2-4	1	1	14	1	0	0	1	22
ALABAMA ST.	3-11	2-8	1-2	5	1	9	2	0	1	1	23
New Orleans	1-3	1-3	3-4	3	2	6	2	0	0	0	20
@George Mason	2-7	2-6	5-5	3	1	11	0	1	0	1	24
@Missouri	3-12	3-8	2-3	3	0	11	1	2	1	2	31
@Tennessee	3-7	3-6	3-5	0	3	12	2	1	0	1	24
OLE MISS	2-3	1-1	7-7	5	0	12	2	1	0	0	27
@Kentucky	3-7	3-6	0-0	3	2	9	1	0	0	0	20
AUBURN	4-6	4-6	10-10	5	2	22	1	1	0	0	26
FLORIDA	5-9	3-7	3-3	3	0	16	2	1	0	1	27
S. CAROLINA	0-8	0-5	2-2	5	0	2	1	0	0	0	25
@Ole Miss	0-3	0-2	2-3	3	0	2	3	0	0	0	24
LSU	2-7	2-5	3-4	1	2	9	1	0	0	1	23
@Alabama	1-5	0-4	3-6	4	2	5	3	0	1	0	19
@Auburn	4-9	4-7	0-1	5	3	12	2	2	0	1	30
ARKANSAS	3-4	2-2	2-2	4	3	10	0	1	0	1	26
@LSU	2-5	1-2	2-2	3	1	7	2	0	0	2	25
VANDERBILT	2-5	1-3	0-0	1	0	5	2	3	0	1	22
@Georgia	3-5	3-5	0-2	5	1	9	1	2	0	0	17
@Arkansas	1-5	0-3	0-0	3	4	2	0	0	0	1	23
ALABAMA	2-6	1-4	3-3	2	2	8	1	0	0	0	22
Kentucky-SEC	2-7	1-5	2-5	2	3	7	1	1	0	0	29
Arkansas-SEC	2-4	2-4	0-0	3	4	6	1	1	0	0	18
MVSU-NIT	2-7	1-5	0-0	2	3	5	1	0	1	0	22
BRADLEY-NIT	4-9	4-7	1-2	4	1	13	0	2	0	1	25
FLA. STATE-NIT	3-7	1-4	3-3	3	2	10	1	0	0	5	25
West Virginia-NIT	3-7	2-5	0-0	2	3	8	1	1	0	3	24

# GAME-BY-GAME PLAYER CAREER STATS



## JARVIS VARNADO'S GAME-BY-GAME STATISTICS (2007-08)

Opponent	FG	3FG	FT	Reb	PF	Pts	Ast	TO	BS	Stl	Min
LA. TECH *	1-5	0-0	2-2	5	1	4	0	1	6	0	26
CLEMSON *	3-7	0-0	1-2	12	5	7	0	4	6	0	27
UT MARTIN *	4-4	0-0	0-0	16	1	8	1	1	3	0	27
UC Irvine*	1-2	0-0	0-1	6	4	2	1	0	2	0	19
Southern Illinois*	3-3	0-0	0-2	7	3	6	0	2	2	2	36
Miami (OH)*	1-3	0-0	0-2	6	3	2	0	1	5	0	30
MURRAY ST.*	1-1	0-0	0-0	7	1	2	1	2	3	1	24
SE LOUISIANA*	4-6	0-0	0-0	3	5	8	0	2	4	0	17
MIAMI (FL)*	4-6	0-0	0-0	7	2	8	1	0	10	0	31
@South Alabama*	4-5	0-0	1-4	10	5	9	1	0	6	3	34
@Loyola M'mount*	4-4	0-0	2-6	6	4	10	1	2	9	0	20
@TAMU-CC*	1-9	0-1	0-0	7	2	2	1	1	0	0	24
MISSOURI*	4-6	0-0	1-4	8	3	9	0	1	5	0	23
Lafayette*	5-5	0-0	6-9	12	1	16	0	1	5	1	26
@LSU*	6-10	0-0	1-4	17	2	13	0	1	7	0	25
GEORGIA*	4-5	0-0	1-1	9	3	9	0	0	10	0	21
KENTUCKY*	3-5	0-0	4-10	12	2	10	1	1	10	0	36
@Alabama*	2-4	0-0	0-2	6	4	4	0	1	0	3	21
OLE MISS*	4-5	0-0	4-4	8	3	12	1	1	4	0	29
@Arkansas*	0-1	0-0	1-2	6	3	1	0	2	4	1	24
TENNESSEE*	2-4	0-0	1-4	4	2	5	0	0	2	1	30
ALABAMA*	4-5	0-0	0-0	3	1	8	1	1	2	0	30
@Auburn*	4-4	0-0	0-0	3	4	8	1	2	6	0	23
ARKANSAS*	3-4	0-0	4-6	10	2	10	0	0	3	2	29
@Mississippi*	3-5	0-0	0-0	6	2	6	0	3	6	0	32
@South Carolina*	3-5	0-0	1-1	12	5	7	1	3	5	0	37
AUBURN*	6-7	0-0	2-4	9	2	14	2	1	4	1	37
@Florida*	4-7	0-0	3-8	11	3	11	1	1	7	2	37
@Vanderbilt*	7-9	0-0	2-5	3	5	16	1	3	1	0	33
LSU*	3-8	1-1	0-0	6	3	7	1	1	7	0	27
Alabama-SECT*	4-5	0-0	2-3	11	3	10	0	1	3	1	40
Georgia-SECT*	0-0	0-0	3-4	6	2	3	0	0	1	0	33
Oregon-NCAA*	5-7	0-0	1-2	8	4	11	1	0	4	0	32
Memphis-NCAA*	2-4	0-0	7-8	2	4	11	0	1	5	0	28

## JARVIS VARNADO'S GAME-BY-GAME STATISTICS (2006-07)

Opponent	FG	3FG	FT	Reb	PF	Pts	Ast	TO	BS	Stl	Min
NICHOLLS	2-2	0-0	1-1	6	0	5	0	0	3	2	14
LMU	0-1	0-0	1-2	1	1	1	0	1	1	0	12
WINTHROP*	1-3	0-0	0-0	3	2	2	0	0	2	1	9
@Clemson	4-5	0-0	1-2	3	1	9	0	0	0	0	12
CHARLOTTE*	1-3	0-0	0-2	3	4	2	0	1	1	0	11
TAMU-CC*	3-5	0-0	1-2	9	4	7	0	1	5	1	22
S. ALABAMA*	2-4	0-0	3-4	6	3	7	0	1	3	0	22
@Miami (FL)*	3-3	0-0	1-2	5	2	7	0	0	1	0	12
McNEESE ST.*	6-7	0-0	1-3	7	2	13	2	1	4	0	20
ALABAMA ST.*	6-9	0-0	0-0	5	0	12	1	1	4	0	23
New Orleans*	4-6	0-0	5-8	15	3	13	1	0	7	0	24
@George Mason*	3-6	0-0	2-4	6	4	8	0	0	4	0	24
@Missouri*	3-5	0-0	1-2	9	2	7	0	1	0	2	19
@Tennessee*	1-2	0-0	0-2	5	3	2	1	1	2	0	16
OLE MISS*	1-2	0-0	0-0	1	3	2	1	1	0	1	13
@Kentucky*	1-4	0-0	0-0	2	3	2	0	0	1	1	17
AUBURN	1-2	0-0	0-0	3	0	2	1	0	1	0	7
FLORIDA	2-3	0-0	0-0	6	2	4	0	1	3	0	15
S. CAROLINA	1-1	0-0	0-0	2	1	2	2	0	1	0	11
@Ole Miss	1-2	0-0	2-2	0	3	4	1	0	2	0	10
LSU	1-2	0-0	0-0	0	3	2	0	1	1	0	8
@Alabama	1-3	0-0	2-2	5	3	4	0	0	3	0	13
@Auburn	2-4	0-0	0-0	2	2	4	1	1	2	0	11
ARKANSAS	2-2	0-0	0-0	5	2	4	0	1	4	1	10
@LSU	1-1	0-0	0-0	1	3	2	0	1	0	0	8
VANDERBILT	2-2	0-0	0-0	2	0	4	0	2	1	0	11
@Georgia	0-2	0-0	0-0	0	1	0	0	0	0	0	7
@Arkansas	1-1	0-0	0-0	1	3	2	0	0	1	0	6
ALABAMA	5-6	0-0	0-2	8	4	10	0	0	2	1	10
Kentucky-SEC	0-0	0-0	0-0	2	5	0	0	1	1	0	9
Arkansas-SEC	3-3	0-0	1-2	3	1	7	0	0	1	0	9
MVSU-NIT	3-3	0-0	2-3	5	1	8	0	1	1	2	13
BRADLEY-NIT	3-7	0-1	0-0	12	0	6	0	0	3	0	16
FLA. STATE-NIT	5-5	0-0	0-0	2	1	10	0	0	1	0	18
West Virginia-NIT	0-0	0-0	0-0	1	2	0	0	1	1	0	11

## KODI AUGUSTUS' GAME-BY-GAME STATISTICS (2007-08)

Opponent	FG	3FG	FT	Reb	PF	Pts	Ast	TO	BS	Stl	Min
LA. TECH	0-2	0-2	0-0	2	1	0	0	0	0	0	9
UT MARTIN	0-1	0-0	0-0	0	2	0	0	3	1	0	7
UC Irvine	0-0	0-0	0-0	0	0	0	0	0	0	0	1
MURRAY ST.	0-0	0-0	3-5	1	1	3	0	1	0	0	4
SE LOUISIANA	3-5	2-2	0-0	6	1	8	0	2	0	0	11
@Loyola M'mount	1-1	0-0	1-2	2	3	3	2	0	0	1	10
@TAMU-CC	0-1	0-1	0-0	0	0	0	0	0	0	0	4
MISSOURI	0-0	0-0	0-0	0	0	0	0	0	0	0	2
Lafayette	0-1	0-1	0-0	1	0	0	0	1	1	0	2
@LSU	1-2	0-1	0-0	0	0	2	0	0	0	0	1
OLE MISS	0-0	0-0	0-0	0	0	0	0	0	1	0	1

Augustus did not play in 23 games during the 2007-08 season.

## ELGIN BAILEY'S GAME-BY-GAME STATISTICS (2007-08)

Opponent	FG	3FG	FT	Reb	PF	Pts	Ast	TO	BS	Stl	Min
LA. TECH	1-3	0-0	0-2	1	0	2	0	0	0	0	8
CLEMSON	1-2	0-0	0-0	1	2	2	0	0	0	0	3
UT MARTIN	2-2	0-0	0-0	2	1	4	0	2	0	1	8
UC Irvine	0-0	0-0	0-2	0	0	0	0	0	0	0	4
Southern Illinois	0-0	0-0	0-0	1	2	0	0	1	0	0	6
MURRAY ST.	1-2	0-0	1-3	3	1	3	0	2	1	1	8
SE LOUISIANA	1-2	0-0	0-2	4	0	2	1	1	0	1	14
@South Alabama	0-0	0-0	0-0	0	1	0	0	0	0	0	2
@Loyola M'mount	0-0	0-0	1-4	5	2	1	0	1	0	0	9
@TAMU-CC	1-5	0-0	3-4	5	3	5	0	1	1	0	7
MISSOURI	0-0	0-0	0-0	0	1	0	0	0	0	0	4
Lafayette	0-2	0-0	0-2	2	1	0	0	1	0	0	5
@LSU	1-1	0-0	0-2	1	1	2	0	3	1	0	6
KENTUCKY	0-1	0-0	1-2	1	2	1	0	0	0	0	3
@Alabama	0-0	0-0	0-0	4	3	0	0	0	0	1	13
OLE MISS	2-2	0-0	4-7	3	1	8	0	0	2	0	11
@Arkansas	0-1	0-0	0-0	0	3	0	0	2	0	0	7
TENNESSEE	1-2	0-0	1-3	4	3	3	0	0	2	0	6
ALABAMA	1-1	0-0	2-2	2	2	4	0	1	0	0	8
@Auburn	0-1	0-0	0-0	0	1	0	0	0	0	0	4
ARKANSAS	4-5	0-0	0-0	3	1	8	0	0	0	0	11
@Ole Miss	1-3	0-0	1-2	1	3	3	0	0	0	0	8
@South Carolina	0-1	0-0	1-2	1	0	1	0	0	0	0	8
AUBURN	0-0	0-0	0-0	0	0	0	0	0	0	0	3
@Florida	0-0	0-0	0-0	0	2	0	0	0	0	0	3
@Vanderbilt	0-0	0-0	1-2	1	1	1	0	0	1	0	12
LSU	1-1	0-0	0-0	0	1	2	0	0	0	0	9
Alabama-SECT	0-0	0-0	0-0	1	0	0	0	1	0	0	5
Georgia-SECT	0-1	0-0	0-0	0	1	0	0	0	0	0	7
Oregon-NCAA	0-0	0-0	0-0	0	0	0	0	0	0	0	3
Memphis-NCAA	0-0	0-0	0-0	0	4	0	0	0	0	0	7

Bailey did not play in three games during the 2007-08 season.





# GAME-BY-GAME PLAYER CAREER STATS

## RILEY BENOCK'S GAME-BY-GAME STATISTICS (2006-07)

Opponent	FG	3FG	FT	Reb	PF	Pts	Asst	TO	BS	Stl	Min
LA. TECH	1-3	1-3	0-0	1	1	3	0	0	0	0	11
CLEMSON	0-3	0-3	0-0	0	0	0	0	0	0	1	5
UT MARTIN	3-3	3-3	1-2	2	0	10	4	1	0	0	15
UC Irvine	0-0	0-0	0-0	1	1	0	1	0	0	0	6
Miami (OH)	0-0	0-0	0-0	1	1	0	0	0	0	0	4
MURRAY ST.	1-3	0-1	0-0	2	0	2	1	0	0	0	9
SE LOUISIANA	1-4	1-3	0-0	4	0	3	1	0	0	1	14
MIAMI (FL)	0-0	0-0	0-0	1	0	0	0	0	0	0	7
@South Alabama	0-2	0-2	0-0	0	1	0	0	1	0	0	8
@Loyola M'mount	1-2	1-2	0-0	2	1	3	0	2	0	0	11
@TAMU-CC	1-1	1-1	0-0	0	3	3	3	0	0	1	13
MISSOURI	0-1	0-1	1-2	0	0	1	0	0	0	0	3
Lafayette	0-3	0-2	0-0	0	0	0	2	0	1	1	9
@LSU	1-1	1-1	0-0	0	0	3	0	1	0	0	8
GEORGIA	1-2	1-2	3-4	1	0	6	1	2	0	0	10
KENTUCKY	0-0	0-0	0-0	1	1	0	0	1	1	0	11
@Alabama	1-1	1-1	0-0	0	0	3	1	1	0	0	4
OLE MISS	4-5	4-5	0-0	1	0	12	1	1	0	0	21
@Arkansas	0-2	0-2	0-0	0	3	0	2	1	1	0	14
TENNESSEE	0-0	0-0	0-0	1	1	0	2	4	0	0	15
ALABAMA	0-0	0-0	0-0	0	1	0	0	0	0	0	3
@Auburn	0-1	0-1	0-0	0	0	0	0	0	0	0	4
ARKANSAS	0-0	0-0	0-0	0	0	0	0	1	0	0	4
@Ole Miss	0-0	0-0	0-0	0	0	0	1	0	0	0	3
@South Carolina	0-0	0-0	0-0	0	1	0	0	0	0	0	7
AUBURN	0-0	0-0	0-0	0	0	0	2	0	1	0	6
@Vanderbilt	0-0	0-0	0-0	0	0	0	0	0	0	0	1
LSU	0-0	0-0	0-0	1	1	0	0	0	0	0	3

Benock did not play in seven games during the 2006-07 season.

## BRANDON BOLEN'S GAME-BY-GAME STATISTICS (2006-07)

Opponent	FG	3FG	FT	Reb	PF	Pts	Asst	TO	BS	Stl	Min
LA. TECH	0-0	0-0	0-0	1	0	0	0	0	0	0	1
UT MARTIN	0-0	0-0	0-0	0	1	0	0	1	0	0	1
MURRAY ST.	0-1	0-0	0-0	0	0	0	0	0	0	0	1
SE LOUISIANA	0-0	0-0	0-0	0	0	0	0	1	0	0	1
@Loyola M'mount	0-0	0-0	0-0	0	0	0	0	0	0	0	1
@TAMU-CC	0-0	0-0	1-2	1	0	1	0	0	0	0	2
Lafayette	0-1	0-1	0-0	0	0	0	0	1	0	0	3
@LSU	0-0	0-0	0-0	2	0	0	0	0	0	0	1
OLE MISS	0-0	0-0	0-0	0	0	0	0	0	0	0	1

Benock did not play in 25 games during the 2006-07 season.

## ROD BRYANT'S GAME-BY-GAME STATISTICS (2007-08)

Opponent	FG	3FG	FT	Reb	PF	Pts	Asst	TO	BS	Stl	Min
LA. TECH	0-0	0-0	0-0	0	0	0	0	0	0	0	1
UT MARTIN	1-1	0-0	0-1	1	0	2	0	1	0	0	1
MURRAY ST.	0-0	0-0	0-0	0	0	0	0	0	0	0	1
SE LOUISIANA	1-1	0-0	0-0	0	0	2	0	0	0	0	1
OLE MISS	0-1	0-0	0-0	0	0	0	0	0	0	0	1

Bryant did not play in 29 games during the 2007-08 season.

## RAVERN JOHNSON'S GAME-BY-GAME STATISTICS (2007-08)

Opponent	FG	3FG	FT	Reb	PF	Pts	Asst	TO	BS	Stl	Min
LA. TECH	0-2	0-0	0-0	1	1	0	0	0	0	0	4
UT MARTIN	1-3	0-0	0-0	0	0	2	0	0	0	0	6
UC Irvine	0-1	0-0	0-0	0	0	0	0	0	0	0	1
MURRAY ST.	0-0	0-0	0-0	0	0	0	0	1	0	0	5
SE LOUISIANA	0-1	0-1	1-2	0	0	1	1	1	0	1	6
@South Alabama	0-1	0-1	0-0	0	0	0	0	0	0	0	1
@Loyola M'mount	3-5	0-2	0-1	3	1	6	2	0	1	0	11
@TAMU-CC	2-2	2-2	0-0	2	0	6	1	0	0	0	8
MISSOURI	2-3	0-1	0-0	0	0	4	0	2	0	0	7
Lafayette	5-6	1-2	0-0	3	2	11	0	1	1	0	14
@LSU	3-4	0-1	0-0	3	0	6	0	1	0	0	12
GEORGIA	0-2	0-1	0-0	1	0	0	0	0	0	0	6
KENTUCKY	0-3	0-2	0-0	1	0	0	0	0	1	0	6
@Alabama	0-0	0-0	2-4	1	0	2	1	0	0	0	2
MISSISSIPPI	1-2	1-1	0-0	0	0	3	0	0	0	0	4
@Arkansas	2-4	1-2	0-0	1	1	5	0	0	0	0	12
TENNESSEE	2-5	0-1	1-1	1	1	5	0	0	0	0	10
ALABAMA	0-1	0-0	0-0	1	0	0	0	1	0	0	4
@Auburn	2-3	0-1	0-0	0	0	4	0	1	0	0	5
ARKANSAS	1-3	0-1	0-0	2	1	2	0	1	0	0	8
@Mississippi	0-2	0-1	0-2	4	0	0	0	1	0	0	7
@South Carolina	0-2	0-1	0-0	0	0	0	1	0	0	1	6
@Florida	2-3	1-1	0-0	1	2	5	2	0	0	0	10
@Vanderbilt	2-2	0-0	0-0	2	0	4	1	1	0	0	8
LSU	1-1	0-0	0-0	0	0	2	1	0	0	0	4
Alabama-SECT	0-0	0-0	0-0	0	0	0	0	1	0	0	2
Georgia-SECT	0-1	0-0	0-0	2	1	0	0	0	0	1	8
Oregon-NCAA	0-1	0-1	0-0	1	0	0	0	0	0	0	3
Memphis-NCAA	2-2	1-1	0-0	0	0	5	0	0	1	0	7

Johnson did not play in five games during the 2007-08 season.

## PHIL TURNER'S GAME-BY-GAME STATISTICS (2007-08)

Opponent	FG	3FG	FT	Reb	PF	Pts	Asst	TO	BS	Stl	Min
LA. TECH	0-3	0-1	0-0	4	1	0	2	0	0	2	18
CLEMSON	2-6	1-2	0-2	4	3	5	1	1	0	0	15
UT MARTIN	2-6	1-4	1-2	0	1	6	1	2	0	0	16
UC Irvine	1-4	1-3	0-0	2	1	3	2	0	0	2	16
Southern Illinois	1-3	1-2	0-0	1	2	3	0	1	0	1	17
Miami (OH)	0-1	0-0	0-0	3	0	0	0	0	0	0	4
MURRAY ST.	1-5	0-3	0-0	1	0	2	0	1	0	1	11
SE LOUISIANA	0-2	0-2	1-2	0	1	1	0	1	0	1	12
MIAMI (FL)	1-3	0-2	0-0	0	1	2	0	0	0	1	5
@South Alabama*	6-9	4-6	1-2	4	5	17	3	2	1	2	26
@Loyola M'mount	1-3	0-2	1-2	1	1	3	0	1	0	3	16
@TAMU-CC	4-5	3-3	2-2	3	1	13	2	1	1	2	16
MISSOURI*	4-10	0-3	4-6	10	2	12	2	2	0	2	34
Lafayette*	2-6	1-4	3-4	8	4	8	1	1	2	1	28
@LSU*	2-6	0-2	0-0	3	3	4	1	2	0	2	34
GEORGIA*	2-7	2-6	1-2	9	3	7	2	4	2	2	37
KENTUCKY*	4-10	3-8	0-0	4	1	11	1	0	0	0	33
@Alabama*	1-5	1-4	0-0	2	2	3	3	2	0	0	28
OLE MISS*	0-5	0-2	0-0	6	3	0	0	1	0	0	28
@Arkansas*	2-6	2-5	0-0	3	3	6	1	3	0	1	27
TENNESSEE*	1-5	0-2	0-1	3	2	2	0	1	1	0	24
ALABAMA*	1-3	1-3	1-2	5	0	4	0	1	0	1	14
@Auburn	1-2	1-2	0-0	3	1	3	1	1	2	2	15
ARKANSAS	0-0	0-0	0-0	0	0	0	0	0	0	0	1
@South Carolina	1-1	1-1	0-0	0	1	3	0	0	0	0	5
AUBURN	1-3	1-2	0-0	0	1	3	0	0	0	0	5
Alabama-SECT	0-1	0-1	0-0	0	0	0	0	0	0	0	2
Georgia-SECT	0-3	0-3	0-0	4	0	0	1	0	1	0	6
Oregon-NCAA	0-1	0-1	0-0	1	0	0	0	0	0	0	3
Memphis-NCAA	0-0	0-0	0-0	0	0	0	1	0	0	0	2

Turner did not play in four games during the 2007-08 season.

# PLAYER CAREER STATS VS. SEC TEAMS



## MSU PLAYER CAREER STATISTICS VERSUS ALABAMA

Player	G-GS	Mins	FGM-FGA	Pct	3GM-3GA	Pct	FTM-FTA	Pct	Rebounds	Ast	TO	BS	Stl	Points
Stewart.....	5-3	156	17-45	.377	8-27	.296	11-17	.647	24-4.8	12	8	2	7	53-10.6
Varnado.....	5-3	114	16-23	.696	0-0	.000	4-9	.444	33-6.6	1	3	10	5	36-7.2
Turner.....	3-2	44	2-9	.222	2-8	.250	1-2	.500	7-2.3	3	3	0	1	7-2.3
Bailey.....	3-0	26	1-1	1.000	0-0	.000	2-2	1.000	7-2.3	0	2	0	1	4-1.3
Benock.....	2-0	7	1-1	1.000	1-1	1.000	0-0	.000	0-0.0	1	1	0	0	3-1.5
R. Johnson.....	3-0	8	0-1	.000	0-0	.000	2-4	.500	2-1.0	1	2	0	0	2-0.7
B. Johnson.....	3-0	17	0-1	.000	0-0	.000	2-2	1.000	4-2.0	0	1	1	0	2-0.7

## MSU PLAYER CAREER STATISTICS VERSUS ARKANSAS

Player	G-GS	Mins	FGM-FGA	Pct	3GM-3GA	Pct	FTM-FTA	Pct	Rebounds	Ast	TO	BS	Stl	Points
Stewart.....	5-2	135	14-31	.452	7-16	.438	9-10	.900	16-3.2	2	7	0	5	44-8.8
Varnado.....	5-2	78	9-11	.818	0-0	.000	6-10	.600	25-5.0	0	3	13	4	24-4.8
Bailey.....	2-0	18	4-6	.667	0-0	.000	0-0	.000	3-1.5	0	2	0	0	8-4.0
R. Johnson.....	2-0	20	3-7	.429	1-3	.333	0-0	.000	3-1.5	0	1	0	0	7-3.5
Turner.....	2-1	28	2-6	.333	2-5	.400	0-0	.000	3-1.5	1	3	0	1	6-3.0
B. Johnson.....	2-0	23	1-1	1.000	0-0	.000	2-2	1.000	6-3.0	0	4	1	2	4-2.0
Benock.....	2-0	18	0-2	.000	0-2	.000	0-0	.000	0-0.0	2	2	1	0	0-0.0

## MSU PLAYER CAREER STATISTICS VERSUS AUBURN

Player	G-GS	Mins	FGM-FGA	Pct	3GM-3GA	Pct	FTM-FTA	Pct	Rebounds	Ast	TO	BS	Stl	Points
Stewart.....	3-1	93	10-20	.500	10-17	.588	11-13	.846	13-4.3	4	7	0	1	41-13.7
Varnado.....	3-1	41	7-10	.700	0-0	.000	0-0	.000	8-2.7	3	3	9	0	14-4.7
R. Johnson.....	1-0	5	2-3	.667	0-1	.000	0-0	.000	0-0.0	0	1	0	0	4-4.0
Turner.....	1-0	15	1-2	.500	1-2	.500	0-0	.000	3-3.0	1	1	2	2	3-3.0
Benock.....	1-0	4	0-1	.000	0-1	.000	0-0	.000	0-0.0	0	0	0	0	0-0.0
B. Johnson.....	1-0	2	0-0	.000	0-0	.000	0-0	.000	1-1.0	0	1	0	0	0-0.0

## MSU PLAYER CAREER STATISTICS VERSUS FLORIDA

Player	G-GS	Mins	FGM-FGA	Pct	3GM-3GA	Pct	FTM-FTA	Pct	Rebounds	Ast	TO	BS	Stl	Points
Stewart.....	2-1	66	8-22	.364	5-15	.333	5-5	1.000	11-5.5	3	1	0	3	26-13.0
Varnado.....	2-1	52	6-10	.600	0-0	.000	3-8	.375	17-8.5	1	2	10	2	14-7.0
R. Johnson.....	1-0	10	2-4	.667	1-1	1.000	0-0	.000	1-1.0	2	0	0	0	5-5.0
B. Johnson.....	1-0	4	1-1	1.000	0-0	.000	1-1	1.000	1-1.0	0	1	0	0	3-3.0
Bailey.....	1-0	3	0-0	.000	0-0	.000	0-0	.000	0-0.0	0	0	0	0	0-0.0

## MSU PLAYER CAREER STATISTICS VERSUS GEORGIA

Player	G-GS	Mins	FGM-FGA	Pct	3GM-3GA	Pct	FTM-FTA	Pct	Rebounds	Ast	TO	BS	Stl	Points
Stewart.....	3-2	88	9-32	.281	6-16	.375	4-9	.444	16-5.3	7	6	0	2	28-9.3
Turner.....	2-1	43	2-10	.200	2-9	.222	1-2	.500	13-6.5	3	4	3	2	7-3.5
Benock.....	1-0	10	1-2	.500	1-2	.500	3-4	.750	1-1.0	1	2	0	0	6-6.0
Varnado.....	3-2	61	4-7	.571	0-0	.000	4-5	.800	15-5.0	0	0	11	0	12-4.0
B. Johnson.....	2-0	16	3-4	.750	0-0	.000	0-0	.000	3-1.5	1	2	1	1	6-3.0
R. Johnson.....	2-0	14	0-2	.000	0-1	.000	0-0	.000	3-1.5	0	0	0	1	0-0.0
Bailey.....	1-0	7	0-1	.000	0-0	.000	0-0	.000	0-0.0	0	0	0	1	0-0.0

## MSU PLAYER CAREER STATISTICS VERSUS KENTUCKY

Player	G-GS	Mins	FGM-FGA	Pct	3GM-3GA	Pct	FTM-FTA	Pct	Rebounds	Ast	TO	BS	Stl	Points
Turner.....	1-1	33	4-10	.400	3-8	.375	0-0	.000	4-4.0	1	0	0	0	11-11.0
Stewart.....	3-1	84	7-25	.280	4-16	.250	7-13	.538	9-3.0	6	6	0	1	25-8.3
Varnado.....	3-2	62	4-9	.444	0-0	.000	4-10	.400	16-5.3	1	2	12	1	12-4.0
B. Johnson.....	2-0	25	2-9	.222	0-1	.000	0-0	.000	7-3.5	0	1	2	0	4-2.0
Bailey.....	1-0	3	0-1	.000	0-0	.000	1-2	.500	1-1.0	0	0	0	0	1-1.0
Benock.....	1-0	11	0-0	.000	0-0	.000	0-0	.000	1-1.0	0	1	1	0	0-0.0
R. Johnson.....	1-0	6	0-3	.000	0-2	.000	0-0	.000	1-1.0	0	0	1	0	0-0.0



# PLAYER CAREER STATS VS. SEC TEAMS

## MSU PLAYER CAREER STATISTICS VERSUS LSU

Player	G-GS	Mins	FGM-FGA	Pct	3GM-3GA	Pct	FTM-FTA	Pct	Rebounds	Ast	TO	BS	Stl	Points
Stewart.....	3-1	83	6-18	.333	4-11	.364	11-14	.786	10-3.3	8	2	0	4	27-9.0
R. Johnson.....	1-0	12	3-4	.750	0-1	.000	0-0	.000	3-3.0	0	1	0	0	6-6.0
Varnado.....	3-1	41	8-13	.615	0-0	.000	1-4	.250	18-6.0	0	3	8	0	17-5.7
Turner.....	1-0	34	2-6	.333	0-2	.000	0-0	.000	3-3.0	1	2	0	2	4-4.0
Benock.....	1-0	8	1-1	1.000	1-1	1.000	0-0	.000	0-0.0	0	1	0	0	3-3.0
Bailey.....	1-0	6	1-1	1.000	0-0	.000	0-2	.000	1-1.0	0	3	1	0	2-2.0
Augustus.....	1-0	1	1-2	.500	0-1	.000	0-0	.000	0-0.0	0	0	0	0	2-2.0
B. Johnson.....	1-0	9	0-0	.000	0-0	.000	0-0	.000	0-0.0	0	2	0	0	0-0.0
Bolen.....	1-0	1	0-0	.000	0-0	.000	0-0	.000	2-2.0	0	0	0	0	0-0.0

## MSU PLAYER CAREER STATISTICS VERSUS OLE MISS

Player	G-GS	Mins	FGM-FGA	Pct	3GM-3GA	Pct	FTM-FTA	Pct	Rebounds	Ast	TO	BS	Stl	Points
Stewart.....	4-2	121	11-30	.367	1-13	.077	14-19	.737	20-5.0	11	5	0	2	37-9.3
Varnado.....	4-3	84	9-14	.643	0-0	.000	6-6	1.000	15-3.8	3	5	12	1	24-6.0
Benock.....	2-0	24	4-5	.800	4-5	.800	0-0	.000	1-0.5	2	1	0	0	12-6.0
Bailey.....	2-0	19	3-5	.600	0-0	.000	5-9	.556	4-2.0	0	0	2	0	11-5.5
R. Johnson.....	2-0	11	1-4	.250	1-2	.500	0-2	.000	4-2.0	0	1	0	0	3-1.5
B. Johnson.....	2-0	14	2-3	.667	0-0	.000	0-0	.000	3-1.5	3	2	0	1	4-2.0
Turner.....	1-1	28	0-5	.000	0-2	.000	0-0	.000	6-6.0	0	1	0	0	0-0.0
Augustus.....	1-0	1	0-0	.000	0-0	.000	0-0	.000	0-0.0	0	0	1	0	0-0.0
Bryant.....	1-0	1	0-1	.000	0-0	.000	0-0	.000	0-0.0	0	0	0	0	0-0.0
Bolen.....	1-0	1	0-0	.000	0-0	.000	0-0	.000	0-0.0	0	0	0	0	0-0.0

## MSU PLAYER CAREER STATISTICS VERSUS SOUTH CAROLINA

Player	G-GS	Mins	FGM-FGA	Pct	3GM-3GA	Pct	FTM-FTA	Pct	Rebounds	Ast	TO	BS	Stl	Points
Stewart.....	2-1	68	3-18	.167	1-11	.091	3-4	.750	8-4.0	1	4	0	1	10-5.0
Varnado.....	2-1	48	4-6	.667	0-0	.000	1-1	1.000	14-7.0	3	3	6	0	9-4.5
Turner.....	1-0	5	1-1	1.000	1-1	1.000	0-0	.000	0-0.0	0	0	0	0	3-3.0
Bailey.....	1-0	8	0-1	.000	0-0	.000	1-2	.500	1-1.0	0	0	0	0	1-1.0
B. Johnson.....	2-0	17	0-2	.000	0-0	.000	0-0	.000	6-3.0	0	1	0	1	0-0.0
Benock.....	1-0	7	0-0	.000	0-0	.000	0-0	.000	0-0.0	0	0	0	0	0-0.0
R. Johnson.....	1-0	6	0-2	.000	0-1	.000	0-0	.000	0-0.0	1	0	0	1	0-0.0

## MSU PLAYER CAREER STATISTICS VERSUS TENNESSEE

Player	G-GS	Mins	FGM-FGA	Pct	3GM-3GA	Pct	FTM-FTA	Pct	Rebounds	Ast	TO	BS	Stl	Points
Stewart.....	2-1	58	10-16	.625	9-14	.643	4-7	.571	2-1.0	3	2	0	3	33-16.5
R. Johnson.....	1-0	10	2-5	.400	0-1	.000	1-1	1.000	1-1.0	0	0	0	0	5-5.0
Varnado.....	2-2	46	3-6	.500	0-0	.000	1-6	.167	9-4.5	1	1	4	1	7-3.5
B. Johnson.....	1-0	9	1-1	1.000	0-0	.000	1-1	1.000	2-2.0	0	1	0	1	3-3.0
Bailey.....	1-0	6	1-2	.500	0-0	.000	1-3	.333	4-4.0	0	0	2	0	3-3.0
Turner.....	1-1	24	1-5	.200	0-2	.000	0-1	.000	3-3.0	0	1	1	0	2-2.0
Benock.....	1-0	15	0-0	.000	0-0	.000	0-0	.000	1-1.0	2	4	0	0	0-0.0


## MSU PLAYER CAREER STATISTICS VERSUS VANDERBILT

Player	G-GS	Mins	FGM-FGA	Pct	3GM-3GA	Pct	FTM-FTA	Pct	Rebounds	Ast	TO	BS	Stl	Points
Stewart.....	2-1	65	6-15	.400	3-10	.300	0-0	.000	6-3.0	3	3	1	1	15-7.5
Varnado.....	2-1	44	9-11	.818	0-0	.000	2-5	.400	5-2.5	1	5	2	0	20-10.0
R. Johnson.....	1-0	8	2-2	1.000	0-0	.000	0-0	.000	2-2.0	1	1	0	0	4-4.0
Benock.....	1-0	1	0-0	.000	0-0	.000	0-0	.000	0-0.0	0	0	0	0	0-0.0
B. Johnson.....	1-0	6	0-0	.000	0-0	.000	1-2	.500	2-2.0	0	0	1	0	1-1.0
Bailey.....	1-0	12	0-0	.000	0-0	.000	1-2	.500	1-1.0	0	0	1	0	1-1.0

## MSU PLAYER CAREER STATISTICS IN SEC TOURNAMENT PLAY

Player	G-GS	Mins	FGM-FGA	Pct	3GM-3GA	Pct	FTM-FTA	Pct	Rebounds	Ast	TO	BS	Stl	Points
Stewart.....	4-2	126	10-37	.270	7-21	.333	7-13	.438	19-2.5	9	5	0	5	34-6.5
Varnado.....	4-2	91	7-8	.875	0-0	.000	6-9	.667	36-9.0	0	2	6	1	20-3.5
R. Johnson.....	2-0	10	0-1	.000	0-0	.000	0-0	.000	2-1.0	0	1	0	1	0-0.0
B. Johnson.....	2-0	10	3-3	1.000	0-0	.000	2-2	1.000	2-1.0	0	1	1	1	8-4.0
Phil Turner.....	2-0	8	0-4	.000	0-0	.000	0-0	.000	4-2.0	1	0	1	0	0-0.0
Elgin Bailey.....	2-0	12	0-1	.000	0-0	.000	0-0	.000	1-0.5	0	1	0	0	0-0.0

# 2008-09 MISSISSIPPI STATE UNIVERSITY STAFF



# HEAD COACH RICK STANSBURY



Consistency is a key ingredient to the recent success enjoyed by the Mississippi State University basketball program. It is that consistency stressed in the players' daily activities on and off the basketball floor that has translated into the program's recent run of national prominence gained under head coach Rick Stansbury.

A decade's worth of consistency was brought to the forefront this past year for MSU's 11th-year head basketball coach, who became the all-time winningest basketball coach in school history, surpassing Richard Williams' mark of 191. With a 10-year coaching record of 208-115 (.644) at the Bulldog helm, Stansbury has guided eight State squads (5 NCAA & 3 NIT) to post-season tournament appearances and seven clubs to 20-plus wins campaigns. Prior to Stansbury taking over MState's head coaching duties in 1998, the Bulldogs had totalled seven postseason tournament berths and eclipsed the 20-win mark just seven times in the school's 86 previous years of basketball competition.

MSU has have averaged 22 wins per season the last five years (2004-08), including winning an outright SEC overall championship in 2004, along with back-to-back SEC West crowns in the 2003-2004 and 2007-2008 seasons, and an SEC Tournament title in 2002.

Most recently, Stansbury piloted last year's 23-11 State squad to its fourth SEC Western Division crown in the last six years en route to advancing to the second round of the NCAA Tournament. Prior to that, MSU made five consecutive postseason tournament appearances (2001-05) for the first time in school history, including a streak of four straight NCAA Tournament berths from 2002 through 2005.

MSU's recent streak of collecting hardwood hardware was highlighted by the 2003-04 State squad claiming the school's first outright SEC title since 1962-63 with a school-best 14-2 league mark and 26-4 overall record. For MSU's 2003-04 successes, which included an undefeated season (8-0) in SEC road play, a No. 4 regular-season national AP ranking and a school-best No. 2 NCAA Tournament seeding, Stansbury was named the SEC's AP Coach of the Year. He also collected district coaching honors from the NABC and USBWA.

MState's recent string of success began with the 2001-02 Bulldog team claiming the school's second SEC Tournament title on the way to establishing a new single-season standard with 27 victories.

## STATE SUCCESS DURING RICK STANSBURY ERA

◆ Entering his 11th season at the Mississippi State helm with a career head coaching record of 208-115 (.644), Rick Stansbury enters the 2008-09 campaign as the all-time winningest basketball coach in school history. He surpassed his former mentor Richard Williams (191-163; 1987-98) last season.

◆ The Bulldogs have averaged 20.8 wins per season and have participated in post-season tournament play eight times (5 NCAA & 3 NIT) in the 10 seasons since Rick Stansbury became Mississippi State's head coach in 1998... Prior to Stansbury's hiring as MSU's head coach, MSU had made seven total postseason tournament appearances in the school's 86 previous seasons of basketball competition.

◆ Mississippi State recently made five consecutive postseason tournament appearances (2001-2005) for the first time in school history, including a streak of four straight NCAA Tournament berths from 2002-2005... In addition, the 2003-04 State squad earned an all-time, school-best No. 2 seed in the Atlanta Regional of the 2004 NCAA Tournament after claiming MSU's first outright SEC overall championship since the 1962-63 campaign.

◆ The Bulldogs have reached the 20-plus wins mark seven times in the 10 previous seasons under Rick Stansbury's guidance, including State's recent school-record streak of four consecutive 20-win seasons (2002-2005) in which they posted 27 and 26 victories during the 2001-02 and 2003-04 campaigns, respectively.

◆ Mississippi State has averaged 22.3 wins per season over the last seven years (2002-2008), including winning an outright Southeastern Conference overall championship in 2004. The Bulldogs also won back-to-back SEC West crowns in both 2003 and 2004 and 2007 and 2008, as well as an SEC Tournament title in 2002.

◆ Mississippi State rates as the winningest basketball program in the SEC's Western Division (208-115 record) and third-winningest Southeastern Conference program overall (behind SEC East foes Kentucky and Florida), spanning back to the 1998-99 campaign.

◆ MSU made regular-season appearances in the Top 25 national polls during four consecutive seasons (2002-2005), including a season-best No. 11 ranking by The Associated Press in 2004-05 and a season-high No. 4 national AP ranking during MSU's 26-4 SEC Championship season of 2003-04.

◆ The Bulldogs rank tied for second with LSU in the SEC (behind Florida's 35 recipients) with a collective total of 31 SEC Academic Honor Roll recipients in the 10 seasons that Rick Stansbury has been at the Bulldog helm... MSU's 24 total academic honorees over the past five seasons combined lead the conference.

◆ In the last six years, only one team in the Southeastern Conference has won four divisional titles. *Mississippi State*. Kentucky is second with three.



# HEAD COACH RICK STANSBURY



With five NCAA Tournament appearances (2002-05, 2007), three NIT showings (1999, 2001 & 2007), as well as an overall Southeastern Conference championship (2004), four SEC Western Division crowns (2008, 2007, 2004 & 2003) and an SEC Tournament title (2002) in his prior 10 seasons at the Mississippi State helm, Stansbury has become the first coach in the school's 96-year basketball history to record four consecutive 20-win seasons (2002-05) as well as establishing school firsts with five straight postseason tournament appearances (2001-05) and five successive NCAA Tournament berths.

As an eight-year assistant coach on Richard Williams' MSU staff, Stansbury previously played an instrumental role in helping Mississippi State secure the talent that enabled the Bulldogs to enjoy their most successful decade ever on the hardwood. Stansbury's proven track record as a tireless recruiter and knowledgeable tactician made him the obvious choice to replace Williams as the school's 18th head basketball coach. Just one day following the retirement of Mississippi State's all-time winningest basketball coach, Stansbury succeeded his former mentor on March 13, 1998.

Following a 16-year collegiate stint in the assistant coaching ranks, Stansbury immediately made his presence felt as a head man by becoming the most successful first-year basketball coach in school history. His 1998-99 Bulldog club capped a successful 20-13 rookie campaign by advancing to the semifinals of the SEC

Tournament and earning a berth in the 1999 NIT. Two years later, Stansbury's Bulldogs set the table for their subsequent run of three consecutive SEC championships - regular season, divisional or tournament - by advancing to the quarterfinals of the 2001 Tivo NIT before being eliminated by eventual tournament champion Tulsa.

Having originally joined the Mississippi State family as an assistant coach on June 12, 1990, Stansbury immediately helped direct a senior-laden 1990-91 Bulldog ballclub to both the school's first Southeastern Conference basketball title and subsequent NCAA Tournament appearance in 28 years with a 20-9 overall record and 13-5 SEC mark.

All in all during his 18 prior seasons at MSU, including his previous eight-year stint as an assistant coach (the last four seasons as associate head coach) under Williams' tutelage, Stansbury has been a part of 349 State victories and 12 postseason tournament teams. Highlighting his days as an MSU assistant coach, the Bulldogs exploded onto the national college basketball scene by advancing to the NCAA Sweet 16 in 1995 and then making a school-first appearance in the NCAA Final Four a year later in 1996. Since Stansbury's arrival on the State scene in 1990, the Bulldogs have also claimed the school's lone pair of SEC Tournament titles (1996 & 2002), two overall SEC championships (1991 & 2004) as well as six SEC West crowns (1995, 1996, 2003, 2004, 2007 & 2008).

## MSU COACHING LEADERS

### OVERALL COACHING WINS

Coach (Tenure)	Record
1. Rick Stansbury (1999-present)	208-115
2. Richard Williams (1987-98)	191-163
3. Babe McCarthy (1956-65)	169-85
4. E.C. Hayes (1912-24)	124-54
5. Kermit Davis (1971-77)	91-91
6. Stanfield Hitt (1940-47)	68-69
7. Paul Gregory (1948-55)	58-100
8. Bob Boyd (1982-86)	55-87
9. Joe Dan Gold (1966-70)	51-74
10. Frank Carideo (1936-39)	43-39

### OVERALL WINNING PERCENTAGE

Coach (Tenure)	Pct	W-L
1. E.C. Hayes (1912-24)	.697	124-54
2. Bernie Bierman (1926-27)	.674	31-15
3. Ron Greene (1978)	.667	18-9
4. Babe McCarthy (1956-65)	.665	169-85
5. Rick Stansbury (1999-present)	.644	208-115
6. K.P. Gatchell (1925)	.609	14-9
7. Edwin Hale (1934-35)	.541	20-17
8. Richard Williams (1987-98)	.540	191-163
9. Frank Carideo (1936-39)	.524	43-39
10. Kermit Davis (1971-77)	.500	91-91
T.H. Werner (1909)	.500	5-5

### OVERALL GAMES COACHED

Coach (Tenure)	GC	Record
1. Richard Williams (1987-98)	354	191-163
2. Rick Stansbury (1999-present)	323	208-115
3. Babe McCarthy (1956-65)	254	169-85
4. Kermit Davis (1971-77)	182	91-91
5. E.C. Hayes (1912-24)	178	124-54
6. Paul Gregory (1948-55)	158	58-100
7. Bob Boyd (1982-86)	142	55-87
8. Stanfield Hitt (1940-47)	137	68-69
9. Joe Dan Gold (1966-70)	125	51-74
10. Ray G. Dauber (1928-33)	90	37-53

### SEC COACHING WINS

Coach (Tenure)	Record
1. Richard Williams (1987-98)	89-113
2. Babe McCarthy (1956-65)	88-54
3. Rick Stansbury (1999-present)	87-73
4. Kermit Davis (1971-77)	44-82
5. Stanfield Hitt (1940-47)	41-55
6. Paul Gregory (1948-55)	33-83
7. Joe Dan Gold (1966-70)	32-56
8. Bob Boyd (1982-86)	29-61
9. Frank Carideo (1936-39)	27-31
10. Jim Hatfield (1979-81)	21-33

### SEC WINNING PERCENTAGE

Coach (Tenure)	Pct	W-L
1. Ron Greene (1978)	.722	13-5
2. Babe McCarthy (1956-65)	.620	88-54
3. Rick Stansbury (1999-present)	.544	87-73
4. Frank Carideo (1936-39)	.466	27-31
5. Richard Williams (1987-98)	.441	89-113
6. Stanfield Hitt (1940-47)	.427	41-55
7. Edwin Hale (1934-35)	.409	9-13
8. Jim Hatfield (1979-81)	.389	21-33
9. Joe Dan Gold (1966-70)	.364	32-56
10. Kermit Davis (1971-77)	.349	44-82

### RICK STANSBURY'S CAREER RECORD AS AN ASSISTANT BASKETBALL COACH

Season (School)	W-L	Pct	Postseason Highlights	Conference Highlights
1981-82 (C'ville)	12-13	.480		
1983-84 (C'land)	31-5	.861	NAIA tourney (2nd Round)	Won KIIAC tourney title
2-year NAIA totals	43-18	.705	Helped Campbellsville to NAIA tourney as senior (1980-81)	
1984-85 (APSU)	8-19	.296		
1985-86 (APSU)	14-14	.500		
1986-87 (APSU)	20-12	.625	NCAA tourney (2nd Round)	Won OVC tourney title
1987-88 (APSU)	17-13	.567	OVC tourney runners-up	T-3rd in OVC (10-4)
1988-89 (APSU)	18-12	.600	OVC tourney runners-up	3rd in OVC (8-4)
1989-90 (APSU)	10-19	.345		
6-year APSU totals	87-89	.494	1 NCAA bid; 1 OVC tourney title & 2 OVC trny runner-ups	
1990-91 (MSU)	20-9	.690	NCAA tourney (1st Round)	T-1st in SEC (13-5)
1991-92 (MSU)	15-13	.536		
1992-93 (MSU)	13-16	.448		
1993-94 (MSU)	18-11	.621	NIT (1st Round)	3rd in SEC West (9-7)
1994-95 (MSU)	22-8	.733	NCAA Sweet 16	T-1st in SEC West (12-4)
1995-96 (MSU)	26-8	.765	NCAA Final Four	1st in SEC West; won SEC trny
1996-97 (MSU)	12-18	.400		
1997-98 (MSU)	15-15	.500		
8-yr MSU totals	141-98	.590	3 NCAA & 1 NIT; 1 SEC trny title; 3 reg-season league titles	
14-yr NCAA totals	228-187	.549	4 NCAA & 1 NIT; 2 league trny titles; 3 reg-season league titles	
16-yr overall totals	271-205	.569	4 NCAA, 1 NIT & 1 NAIA tourney berths; 3 league trny titles	

### RICK STANSBURY'S CAREER RECORD AS HEAD BASKETBALL COACH AT MSU

Season	Overall	SEC/Finish	Postseason	SEC Highlights
1998-99	20-13 .606	8-8/t-3rd (W)	NIT (1st Rnd)	Semis of SEC Tournament
1999-00	14-16 .467	5-11/t-5th (W)		
2000-01	18-13 .581	7-9/t-4th (W)	NIT (Quarters)	
2001-02	27-8 .771	10-6/2nd (W)	NCAA (2nd Rnd)	2nd in SEC West; Won SEC trny title
2002-03	21-10 .677	9-7/1st (W)	NCAA (1st Rnd)	1st in SEC West; Finals of SEC trny
2003-04	26-4 .867	14-2/1st	NCAA (2nd Rnd)	1st in SEC; 1st in SEC West
2004-05	23-11 .676	9-7/3rd (W)	NCAA (2nd Rnd)	4th straight winning season in SEC play
2005-06	15-15 .500	5-11/4th (W)		
2006-07	21-14 .600	8-8/t-1st (W)	NIT (Semifinals)	T-1st in SEC West; Semis of SEC trny
2007-08	23-11 .676	12-4/1st (W)	NCAA (2nd Rnd)	Semis of SEC Tournament
10-yr totals	208-115 .644	87-73 (.521)	5 NCAA; 3 NIT; 1 SEC title; 4 West titles; 1 SEC trny title	


### RICK STANSBURY'S CAREER RECORD AS COLLEGIATE BASKETBALL COACH

18-yr MSU totals	349-213	.621	8 NCAA; 4 NIT; 2 SEC; 6 SEC West titles; 2 SEC trny titles
24-yr NCAA totals	436-302	.591	9 NCAA; 4 NIT; 2 SEC; 6 SEC West titles; 3 league trny titles
26-yr overall totals	479-320	.600	9 NCAA; 4 NIT; 1 NAIA; 2 SEC/6 West titles; 4 league trny titles

# HEAD COACH RICK STANSBURY

## STANSBURY VS. ALL OPPONENTS

Team	W-L	Pct
Akron	0-1	.000
Alabama	13-9	.591
Alabama A&M	4-0	1.000
Alabama State	1-0	1.000
UAB	2-0	1.000
Arizona	1-1	.500
Arkansas	10-12	.455
Arkansas-Little Rock	3-0	1.000
Arkansas-Pine Bluff	2-0	1.000
Arkansas State	2-0	1.000
Auburn	13-7	.650
Belmont	1-0	1.000
Birmingham-Southern	1-0	1.000
Bradley	1-0	1.000
Butler	0-1	.000
California	0-1	.000
Centenary	2-0	1.000
Charlotte	2-0	1.000
Chattanooga	1-0	1.000
Cincinnati	0-1	.000
Clemson	0-2	.000
Colorado State	0-1	.000
Duke	0-1	.000
Eastern Kentucky	1-0	1.000
Fairfield	1-0	1.000
Florida	5-7	.417
Florida A&M	2-0	1.000
Florida State	1-1	.500
George Mason	1-1	.500
Georgia	6-6	.500
Georgia State	2-0	1.000
Holy Cross	1-0	1.000
Idaho	1-0	1.000
Illinois-Chicago	1-0	1.000
Jackson State	1-0	1.000
Jacksonville State	4-0	1.000
Kentucky	3-9	.250
Lafayette	1-0	1.000
Liberty	1-0	1.000
Louisiana-Lafayette	3-2	.600
Louisiana-Monroe	2-0	1.000
LSU	13-9	.591
Louisiana Tech	3-0	1.000
Loyola Marymount	2-0	1.000
McNeese State	5-0	1.000
Miami (Fla.)	1-1	.500
Ole Miss	15-6	.714
Mississippi Valley State	2-0	1.000
Missouri	1-1	.500
UMKC	1-0	1.000
Monmouth	1-0	1.000
Montana State	1-1	.500
Murray State	1-0	1.000
New Orleans	4-0	1.000
Nicholls State	3-0	1.000
Northwestern	1-0	1.000
Northwestern State	1-1	.500
Oklahoma	1-0	1.000
Pittsburgh	1-0	1.000
Richmond	2-1	.667
Rutgers	0-1	.000
Saint Mary's (Calif.)	1-0	1.000
Sam Houston State	1-0	1.000
Santa Clara	2-0	1.000
South Alabama	5-1	.833
South Carolina	7-5	.583
South Carolina State	1-0	1.000
Southeastern Louisiana	4-1	.800
Southern Illinois	0-1	.000
Southern Mississippi	1-0	1.000
Stanford	1-1	.500
Syracuse	0-1	.000
Tennessee	4-7	.364
Tennessee-Martin	3-0	1.000
Texas	0-2	.000
Texas A&M-Corpus Christi	2-0	1.000
Troy	1-0	1.000
Tulane	3-0	1.000
Tulsa	0-1	.000
UC Irvine	1-0	1.000
Valparaiso	0-1	.000
Vanderbilt	8-5	.615
Virginia Tech	1-0	1.000
West Virginia	0-1	.000
Western Kentucky	2-0	1.000
Winthrop	0-1	.000
Xavier	3-1	.750
<b>Totals</b>	<b>208-115</b>	<b>.644</b>



A 1982 graduate of Campbellsville (Ky.) College and former four-year basketball letterman for the Tigers, MSU head basketball coach Rick Stansbury was inducted into the Campbellsville University Athletic Hall of Fame in 2003. As a senior, Stansbury helped lead Campbellsville to the school's first District 32 hoops title and an appearance in the 1981 NAIA Tournament.

As a result of Mississippi State's consistent roundball success during the past decade, Stansbury was recently tabbed by The Hoop Scoop as the nation's top-ranked 'Mid-Career' head coach in NCAA Division I men's basketball. In recognition of being regarded as one of the nation's most respected talent-seekers, Stansbury was most recently named the SEC's best recruiter by the Sporting News Yearbooks publication this past preseason. He was also previously ranked among the top 20 recruiters in the country during a survey of 113 NCAA Division I basketball coaches conducted in the 1990s by the Seattle Post-Intelligencer newspaper.

Since joining the highly competitive Southeastern Conference coaching ranks 17 years ago, Stansbury has helped recruit and develop a total of 14 all-SEC players, including former Bulldog standouts Charles Rhodes and Jamont Gordon, and five SEC All-Freshman Team selections, including Barry Stewart two years ago. In addition, Mississippi State has had four all-SEC players (Tyrone Washington-1999; Mario Austin & Derrick Zimmerman-2003; and 2003-04 SEC Player of the Year and All-America Lawrence Roberts-2005) as well as three all-America high school signees from the state of Mississippi (Jonathan Bender-1999; Travis Outlaw-2003; and Monta Ellis-2005) selected in the NBA Draft since Stansbury took over MSU's head coaching duties in 1998. Roberts and Zimmerman made their NBA debuts with the Memphis Grizzlies and New Jersey Nets, respectively, in 2005-06.


Dedicated to a program committed to keeping the state of Mississippi's best roundball talent at home, Stansbury is the man most responsible for MSU's recent trend of inking Mississippi high school players of the year. The Bulldogs have signed numerous Mississippi prep players of the year during his successful association with the team's basketball program. Stansbury was instrumental in securing in-state talent Monta Ellis of perennial State powerhouse Lanier High School in Jackson, Miss. Drafted by the NBA's Golden State Warriors in 2005, Ellis became MSU's fourth McDonald's High School All-American

signee over a recent seven-year span. Prior to Ellis, local Starkville (Miss.) High School product Travis Outlaw was selected in the first round of the 2003 NBA Draft (23rd pick overall) by the Portland Trail Blazers. Prior to that, Stansbury and his hard-working staff of assistants had inked McDonald's High School All-Americans during back-to-back years for the first time in school history with the signings of Mario Austin and Jonathan Bender. Bender recently retired from professional basketball after struggling through seven injury-plagued seasons with the NBA's Indiana Pacers. A highly touted prep standout at Picaune (Miss.) Memorial High School, Bender became a lottery pick (No. 5 selection overall by the Toronto Raptors) in the 1999 NBA Draft after breaking Michael Jordan's previous McDonald's All-American Game scoring record.

One of Stansbury's most lauded recruiting coups during his eight-year stint as an MSU assistant coach, Erick Dampier is presently participating in his 12th NBA season to rank third behind Hall of Famer Bailey Howell and former NBA All-Star Jeff Malone on MSU's all-time professional longevity list. Now in his fourth season with the Dallas Mavericks after a seven-year stint (1998-2004) with the Golden State Warriors and spending his rookie season (1996-97) with the Indiana Pacers, Dampier has totalled 5,957 points (8.3 ppg), 5,299 rebounds (7.4 rpg) and 1,069 blocked shots (1.5 bpg) in 714 career NBA outings entering the 2007-08 campaign.

Following State's unprecedented run to the 1996 NCAA Final Four, Dampier (10th pick overall) and Dontae' Jones, a New York Knicks first-round selection (21st), became the first Bulldog duo in school history to be chosen in the first round of the NBA Draft during the same year. Jones' arrival at State in 1995 from Northeast Mississippi Community College began a three-year run of first-team junior college all-Americans to sign with MSU. Horatio Webster and Detrick White, former high school and junior college teammates at Durant (Miss.) High School and Connors State (Okla.) College, followed suit the next two years.

# HEAD COACH RICK STANSBURY



*Rick and Meo Stansbury with sons (L-R)  
Isaac, Luke and Noah*

Along with having the staff's primary recruiting responsibilities during his productive stint as a Bulldog assistant coach, Stansbury was being groomed for his subsequent promotion to head coach. Under Williams' guidance, he was also charged with Mississippi State's all-important scouting duties, along with being actively involved in the program's schedule-making process and popular summer basketball camps.

Prior to joining the Mississippi State coaching staff at the start of the 1990s, Stansbury previously logged a six-year stint as an assistant basketball coach at Austin Peay State University in Clarksville, Tenn. Working alongside his good friend and former APSU head coach Lake Kelly, Stansbury was directly involved with a full scope of coaching responsibilities, including serving as recruiting coordinator. Similar to the success he has since helped bring to MSU's program, Stansbury helped guide Austin Peay to three consecutive winning campaigns, beginning with an Ohio Valley Conference Tournament championship and a subsequent NCAA Tournament second-round berth during the 1986-87 season in which the Governors posted a 20-12 mark.

During Stansbury's six-year association with Austin Peay's roundball program, the Governors compiled an 87-89 (.494) composite record, including a 40-40 regular-season conference mark and an 8-5 OVC Tournament record. With the team's post-season tournament success in league play, APSU landed a total of seven players, including two tourney MVPs, on the OVC All-Tournament team over a four-year span.

A native of Battletown, Ky., Stansbury's 16-year career as an assistant basketball coach began at his alma mater. While earning a double major in business and physical education from Campbellsville (Ky.) College (now Campbellsville University) in 1982, Stansbury was a four-year letterman as a backcourt performer. After helping lead the Tigers to the 1979 KMAC Tournament championship and a reg-

ular-season league title the following year, Stansbury averaged 12 points per game as a senior starter to help pace Campbellsville to the school's first District 32 crown and an appearance in the 1981 NAIA Tournament.

Setting out on his basketball coaching career while also completing his bachelor's degree requirements, Stansbury stayed on the following season (1981-82) as a student assistant on the late Lou Cunningham's Campbellsville staff. Stansbury would later hire Cunningham's son, Phil, as an assistant coach on his Mississippi State staff in 2000 after the two had previously worked together on Williams' MSU staff during the 1991-92 campaign.

Stansbury then served as a graduate assistant on coach Randy Vernon's staff at Cumberland College in Williamsburg, Ky. While earning his master's degree in business education, Stansbury helped direct the 1983-84 Indian club to a 31-5 mark and second-round appearance in the NAIA Tournament.

Six years ago in 2003, Stansbury was honored by his alma mater as an inductee into the Campbellsville University Athletic Hall of Fame, along with former Tiger head football coach Sam Wickliffe. In October 1999, Stansbury was previously honored by the Campbellsville Alumni Association as a proud recipient of the school's Distinguished

Alumni Award.

Most recently during the summer months, Stansbury has made off-the-court contributions to society by donating his time and energy to Camp Rising Sun, a camp located in nearby Columbus, Miss., that caters to children ages 6-14 who are being treated, or have been treated, for cancer. On a regional scale, Stansbury volunteered in 2005 to serve on the organizing committee of Coaches Care, a group of coaches united to assist victims of Hurricane Katrina.

The son of the late Robert Stansbury and the late Norma Stansbury of Battletown, Ky., Stansbury is a 1977 graduate of Meade County High School in Brandenburg, Ky., where he was a four-year basketball letterman and three-time all-district performer. As a prep senior, Stansbury was voted the team's most improved player after averaging 15 points per game.

Stansbury's father, Robert, who had been the head coach's special guest during MSU's run to the 2002 SEC Tournament championship earlier that year in Atlanta, passed away following a courageous battle with cancer just as preseason basketball practice tipped off in 2002. Ironically, the coach's mother, Norma, passed away on Nov. 17, 1998 in Florida on the day her son was making his MSU coaching debut in Jackson, Miss.

Stansbury, who will turn 49 on Dec. 23, 2007, is married to the former Meo Mellen of Roanoke, Va. They are the proud parents of three sons -- Isaac, who will turn 9 years old on Dec. 14, 2007; Noah, who will celebrate his seventh birthday on April 26, 2008; and Luke, who turned 4 years old this past July.

## RICK STANSBURY'S BIOGRAPHICAL PROFILE

### PERSONAL BACKGROUND

**Birthdate:** December 23, 1959

**Birthplace:** Louisville, Kentucky

**Wife:** Meo (Mellen) of Roanoke, Virginia

**Children:** Son, Isaac - born December 14, 1999;

Son, Noah - born April 26, 2002;

Son, Luke - born July 2, 2004

### EDUCATIONAL BACKGROUND

**High School:** Meade County (Ky.) High School (1977)

**College:** Campbellsville (Ky.) College (1982)

**Graduate School:** Cumberland (Ky.) College (1984)

### COACHING BACKGROUND

**1981-82:** Student Assistant Coach at Campbellsville College

**1983-84:** Graduate Assistant Coach at Cumberland College

**1985-90:** Assistant Coach at Austin Peay State University

**1990-94:** Assistant Coach at Mississippi State University

**1994-98:** Associate Head Coach at Mississippi State University

**1998-present:** Head Coach at Mississippi State University

(Named MSU's 18th head basketball coach on March 13, 1998)

# ASSISTANT COACH ROBERT KIRBY



**W**idely considered to be one of the most respected veteran assistants in the major college coaching ranks, Robert Kirby begins the 11th season of his second tour of duty with the Mississippi State basketball family. He has continued to serve as the school's top assistant basketball coach on the staff of Rick Stansbury since MSU's current head coach was hired in 1998. The tandem previously teamed up together for three seasons (1991-93) as assistant coaches on Richard Williams' State staff.

During the past 10 seasons under Stansbury's direction, Kirby has helped guide the Bulldogs to an average of nearly 21 wins per year, including a school-record 27 victories during the 2001-02 campaign along with the record-setting 2003-04 State squad posting a 26-4 overall record and 14-2 SEC mark. While playing an integral role in helping lead MSU to a recent string of four consecutive NCAA Tournament appearances as well as last year's second-round appearance, Kirby's tireless efforts on the recruiting trail and daily coaching contributions on the practice floor helped the Bulldogs claim an SEC championship - regular season or tournament - for three straight seasons from 2001-04. Along with MState's outright SEC overall hoops title coming in 2003-04, the Bulldogs have also captured four SEC Western Division crowns over the last six seasons. MSU's previous streak of three straight championship campaigns began with the Bulldogs winning the SEC Tournament title in 2002.

As with his previous stint on the Starkville campus, Kirby is actively involved in recruiting efforts for the Bulldogs, having been instrumental in securing Mississippi State's nationally ranked recruiting classes each of the past nine seasons since his return to MSU. Specializing in the daily instruction of State's frontcourt players, Kirby also assists with day-to-day scouting preparations and shares on-floor gameday coaching responsibilities.

In recognition of his two decades' worth of coaching achievements and recruiting prowess at six different schools through the years, Kirby has been tabbed one of the nation's top 25 recruiters by

## ROBERT KIRBY'S BIOGRAPHICAL PROFILE

### PERSONAL BACKGROUND

**Birthdate:** June 29, 1960  
**Birthplace:** Memphis, Tennessee  
**Wife:** Valerie (Jackson) of Memphis, Tennessee  
**Children:** Daughters - Katrina, 24, and Robin, 20

### EDUCATIONAL BACKGROUND

**High School:** Whitehaven High School [Memphis, Tenn.] (1978)  
**Junior College:** Three Rivers Community College [Poplar Bluff, Mo.] (1980)  
**College:** Pan American University [Edinburg, Texas] (1983)

### COACHING BACKGROUND

**1982-83:** Student Assistant Coach at Pan American University  
**1984-85:** Assistant Coach at Arkansas College  
**1985-88:** Assistant Coach at University of Arkansas at Little Rock  
**1988-89:** Assistant Coach at Southeastern Louisiana University  
**1989-93:** Assistant Coach at Mississippi State University  
**1993-98:** Assistant Coach at University of Houston  
**1998-present:** Assistant Coach at Mississippi State University

Rivals.com during recent years.

A native of Memphis, Tenn., Kirby returned to Mississippi State in 1998 after spending five seasons (1994-98) as an assistant coach at the University of Houston, where he served as the staff's recruiting coordinator in addition to his coaching and scouting duties. He helped the Cougars land one of the nation's top 10 recruiting classes in 1994, while also helping guide the 1995-96 UH club to a second-place finish in the Southwest Conference.

During his previous four-year coaching stint (1990-93) at Mississippi State, Kirby was a staff member on the 1990-91 Bulldog contingent that collectively claimed a share of the school's first Southeastern Conference basketball title since 1963 and first NCAA Tournament appearance in 28 seasons. A former collegiate frontcourt standout himself, he assisted with the day-to-day tutelage of Bulldog all-SEC forwards Cameron Burns and Greg Carter.

Prior to his initial four-year association with the Mississippi State basketball program, Kirby served a one-year stint as an assistant coach at Southeastern Louisiana University. Previously, the 26-year coaching veteran spent three seasons as an assistant at the University of Arkansas at Little Rock, where he helped lead the Trojans to a composite record of 73-29, including three postseason tournament appearances and three consecutive Trans America Athletic Conference titles. Kirby began his coaching career with a one-year stop as a full-time assistant coach at Arkansas College.

A two-year basketball letterwinner and 1983 graduate of Pan American University (now known as the University of Texas-Pan American) in Edinburg, Texas, Kirby was a starting forward on the 1980-81 Bronc club that earned a berth in the National Invitation Tournament after recording a regular-season upset win over the eventual NCAA Champion Indiana Hoosiers. He went on to average 12.4

points and 7.0 rebounds per game as a senior before serving one season as a student assistant coach at his alma mater.

Kirby began his collegiate playing career at Three Rivers Community College in Poplar Bluff, Mo., where he helped lead the Raiders to the 1978-79 national championship as a freshman and a fifth-place national team finish the following season. During his rookie season at Three Rivers, Kirby teamed with former MSU assistant coach Sam Weaver, who was named the 1979 NJCAA Tournament MVP for the National Champion Raiders.

Kirby, 48, is married to the former Valerie Jackson of Memphis, Tenn. They are the parents of two daughters - Katrina, 24, and Robin, 20.



# ASSISTANT COACH PHIL CUNNINGHAM



## PHIL CUNNINGHAM'S BIOGRAPHICAL PROFILE

### PERSONAL BACKGROUND

**Birthdate:** October 17, 1966  
**Birthplace:** Paducah, Kentucky  
**Children:** Daughter, Shelby, 8

### EDUCATIONAL BACKGROUND

**High School:** Taylor County High School [Campbellsville, Ky.] (1985)  
**College:** Campbellsville (Ky.) College (1990)  
**Graduate School:** Mississippi State University (1992)

### COACHING BACKGROUND

**1990-91:** Assistant Coach at Campbellsville College  
**1991-92:** Graduate Assistant Coach at Mississippi State University  
**1992-95:** Head Coach at Sue Bennett College  
**1995-97:** Assistant Coach at James Madison University  
**1997-98:** Assistant Coach at Georgia State University  
**1998-00:** Associate Head Coach at Georgia State University  
**2000-present:** Assistant Coach at Mississippi State University

One of the top all-around assistant coaching talents in all of collegiate basketball, Phil Cunningham begins his ninth season on Rick Stansbury's Mississippi State basketball coaching staff. He continues his association with MSU's 11th-year head coach after the two previously served together on Richard Williams' Bulldog coaching staff during the 1991-92 campaign.

During his second stint at MSU, Cunningham has taken on primary responsibilities in the areas of recruiting, player development with the Bulldog guards, scouting and on-floor coaching duties. The Bulldogs' last nine recruiting classes have all been nationally recognized due largely in part to his relentless recruiting style, tremendous work ethic, and eye for talent.

On the court, Cunningham's daily contributions to the Bulldog basketball program have resulted in MSU's recent string of four consecutive NCAA Tournament appearances as well as last year's second-round appearance. He has also played a significant role in Mississippi State's recent run of three straight championship seasons, highlighted by MSU's outright Southeastern Conference basketball championship in 2003-04 along with four SEC Western Division crowns over the past six seasons. The streak began in 2002 with the Bulldogs claiming the SEC Tournament title en route to winning a school-record 27 contests. With Cunningham on board, the Bulldogs have averaged 21 wins per year since the 2000-01 season, including the team's record-breaking 26-4 campaign (14-2 in SEC play) during the 2003-04 season.

For his yearly recruiting and coaching accomplishments in helping make Mississippi State a consistent SEC title contender, Cunningham was recently tabbed by Rivals.com as one of the nation's top 25 assistant coaches. He was also previously recognized by The Hoop Scoop recruiting publication as one of the top NCAA Division I men's basketball assistant coaches.

Having earned his master's degree in physical education with an emphasis in sports administra-

tion from MSU while he was serving as a graduate assistant coach during his prior stop at State, Cunningham returned to the Starkville campus in 2000 after spending the previous three seasons on Charles "Lefty" Driesell's coaching staff at Georgia State University. In spending his last two seasons in Atlanta as GSU's associate head coach, Cunningham was instrumental in helping transform the Panther team into what developed into one of the winningest basketball programs in the Atlantic Sun Conference. His tireless recruiting efforts at Georgia State proved pivotal in the Panthers landing successive conference player of the year recipients Thomas Terrell and Shernard Long.

Prior to rejoining Driesell at Georgia State in 1997, Cunningham spent the 1995-96 and 1996-97 seasons as an assistant coach on the staff of the 'Lefthander' at James Madison University in Harrisonburg, Va. Cunningham's 11-year stint as an NCAA Division I assistant coach was preceded by a three-year stay as head basketball coach at Sue Bennett College in London, Ky. Taking over a former junior college program making the jump to four-year competition in the NAIA, he paced SBC to 48 victories during his three seasons at the Dragon helm, including postseason tournament appearances during each of the school's first two years of postseason eligibility status.

A native of Campbellsville, Ky., and the son of the late Lou Cunningham - long-time coach at Campbellsville (Ky.) College (now Campbellsville University) - Cunningham spent the 1990-91 campaign as an assistant coach on his father's staff, helping lead the Tigers to the District 32 championship and an appearance in the NAIA Tournament. Like Stansbury, Cunningham earned his bachelor's degree in business administration from Campbellsville. Also a native Kentuckian, Stansbury graduated from the school in 1982.

Cunningham played his first two years of college basketball at NCAA Division II powerhouse

Kentucky Wesleyan College, where he was a member of the 1986-87 national championship team. Citing a desire to play for his legendary father, Cunningham subsequently transferred to Campbellsville College, where he finished his career ranked among the school's all-time leaders in career assists.

During his prep athletic career at Taylor County High School in Campbellsville, Ky., Cunningham was an all-state honorable mention backcourt performer in addition to excelling on the diamond as a standout shortstop.

A 18-year veteran of the collegiate basketball coaching ranks, Cunningham, 42, has one daughter, Shelby, 8.





# ASSISTANT COACH MARCUS GRANT



One of the most versatile players and highly regarded student-athletes in Mississippi State's recent basketball history, Marcus Grant begins his fifth season working at his alma mater on Rick Stansbury's Bulldog coaching staff.

Now in his third season in an expanded role as an MSU assistant coach, Grant is charged with primary responsibilities in the wide-ranging areas of scouting preparation, on-floor gameday coaching, recruiting and scheduling. Grant spent his first two seasons back at his alma mater serving as the staff's coordinator of men's basketball operations.

Grant spent the better part of a decade starring in Finland as a perennial all-league standout in the Finnish Basketball Association since his graduation from Mississippi State in 1995. Most recently on the court, the former two-time Eurobasket All-Finnish League Import Player of the Year averaged 16.5 points, 6.8 rebounds, 4.0 assists and 2.0 steals per game in leading the Kouvolan Kouvot club to the 2003-04 Finnish League championship. The previous season as a member of the Honka Espoo contingent, Grant averaged 20.9 points, 6.9 rebounds, 3.7 assists and 1.8 steals per contest in pacing the Playboys to the Finnish team title as the league's best import player of 2002-03.

Prior to helping lead two different clubs to the Finnish League championship in 2003-04 and 2002-03, Grant played three consecutive seasons (2000-02) with the Namika Lahti squad. In his first season with the club, he averaged 19.5 points, 11.5 rebounds, 3.4 assists and 2.3 steals per outing in leading Namika Lahti to the 1999-2000 Finnish League crown. Individually, Grant received his first of three Eurobasket All-Finnish League Import Player of the Year honors, in addition to being named to the 1999-2000 Eurobasket All-Finnish League First Team and All-Defensive Team. In subsequent seasons with Namika Lahti, he went on to average 23.9 points and 8.6 rebounds in 2000-01 and then averaged 19.3 points and 9.0 rebounds per game the following year to help pace the team to the championship finals of the Finnish League.

Having also played professionally on the inter-

## MARCUS GRANT'S BIOGRAPHICAL PROFILE

### PERSONAL BACKGROUND

**Birthdate:** November 21, 1973

**Birthplace:** Macon, Georgia

**Wife:** Angie (Rice) of Starkville, Mississippi

**Children:** Son - Marcus II, 6; Daughters - Kayla, 3, and Kendra, 17

### EDUCATIONAL BACKGROUND

**High School:** Macon Central [Ga.] High School (1991)

**College:** Mississippi State University (1995)

### PROFESSIONAL PLAYING EXPERIENCE

**1995-96:** Atlanta (USBL) & Black Hills (IBA)

**1996-97:** Kouvot (Finland)

**1997-98:** Nokia (Finland); Atlanta (USBL) & Black Hills (IBA)

**1998-99:** Oliveirense Simoldes (Portugal)

**1999-02:** Namika Lahti (Finland)

**2002-03:** Honka Espoo (Finland)

**2003-04:** Kouvolan Kouvot (Finland)

### COACHING EXPERIENCE

**2004-06:** Coordinator of Men's Basketball Operations at Mississippi State Univ.

**2006-present:** Assistant Coach at Mississippi State University


national level in Germany (2003), Portugal (1998) and France (1996) within the past decade, Grant's professional playing career began in 1995 as a member of the Atlanta Trojans of the United States Basketball League. While averaging 18.5 points and 3.3 rebounds per contest in being named to the USBL's 1995 All-Rookie Team, Grant helped lead the Trojans to a runner-up finish for the league championship. Upon participating in the Dallas Mavericks rookie/free agent camp in the fall of 1995, he went on to average 15.1 points and 4.4 assists per game in helping pace the Black Hills (S.D.) Posse to the inaugural championship series of the International Basketball Association (IBA) in 1996.

A former prep standout at Macon (Ga.) Central High School, Grant was one of Stansbury's first prized Bulldog recruits during the current MSU head coach's early years as a State assistant. Grant developed into a three-year starter and two-time team co-captain for coach Richard Williams' Bulldogs, having totaled 970 points (9.2 ppg), 384 rebounds (3.7 rpg) and 278 assists (2.6 apg) in 105 career collegiate contests. He currently stands fourth on the school's all-time list for career 3-pointers made (164) and fifth in career trey attempts (461), while shooting 35.6 percent from beyond the three-point arc for his career.

A three-time member of the SEC Academic Honor Roll with a bachelor's degree in communication, Grant garnered third-team all-SEC honors as a senior after averaging 10.4 points, 4.3 rebounds and 3.3 assists per outing in helping lead the 22-8 Bulldogs to the co-championship of the league's Western Division and an appearance in the 1995 NCAA Sweet 16. That year he was ranked runner-up for the team lead with 98 assists and 29 blocks, while rating as the team's No. 3 scorer behind fel-

low all-SEC performers Darryl Wilson and Erick Dampier. Along with having capped his productive State playing stint by receiving the team's prestigious Babe McCarthy Memorial Award for his all-around contributions to the Bulldog basketball program, Grant also was chosen MSU's Best Defensive Player as a junior and the club's Most Improved Player during his sophomore campaign.

Grant, 35, is married to the former Angie Rice of Starkville, Miss. They are the proud parents of one son, Marcus II, 6, and two daughters, Kayla, 3, and Kendra, 17.



# COORD. OF OPERATIONS TALVIS FRANKLIN



**N**o stranger to the Bulldog basketball family, Talvis Franklin begins his second season as Mississippi State's coordinator of men's basketball operations after serving the past five seasons as a student manager for MSU head coach Rick Stansbury.

Along with continuing his role of overseeing the team's student managers and the maintenance of the Bulldogs' athletic equipment, Franklin will also be involved with film exchange responsibilities as well as assisting with the club's travel arrangements.

As an integral member of Mississippi State's basketball program for the five previous sea-

sons, Franklin was a part of the Bulldogs' 2003-04 SEC championship season, as well as being affiliated with SEC Western Division title teams the last two seasons and during the 2002-03 and 2003-04 campaigns. He also made three consecutive trips to the NCAA Tournament (2003-05) with the team, along with last year's run that ended in the second round with a loss to top-seeded Memphis.

Outside of his duties, the Tupelo native has worked with Mississippi State's summer basketball camps for the past six years. In addition, Franklin has coached summer league basketball and held individual youth workouts in his hometown of Plantersville for the past few years.

Franklin recently acquired his bachelor's degree in teaching/coaching from Mississippi State, and he is now pursuing a master's degree in education.

A 1992 graduate of Shannon High School as the class salutatorian, Franklin also participated in basketball and football during his prep playing days.

Franklin, 34, is the proud father of one son, Talvis, 16, and one daughter, Akase', 5.



## 2007-08 MSU BASKETBALL ROAD HEADQUARTERS

**NOV. 25 AT ST. BONAVENTURE**  
County Inn and Suites By Carlson  
3270 NYS Route 417 West  
Olean, NY 14760  
Phone: (716) 372-7500  
FAX: (716) 372-7525

**NOV 28-29 AT LEGENDS CLASSIC**  
Hyatt Regency  
2 Exchange Place.  
Jersey City, NJ 07302  
Phone: (201) 469-1234  
FAX: (201) 432-4991

**DEC. 18 AT CINCINNATI**  
Marriott Cincinnati at Rivercenter  
10 West Rivercenter BLVD  
Covington, KY 41011  
Phone: (859) 261-2900  
FAX: (859) 261-0900

**DEC. 22 VS. NICHOLLS STATE**  
at Mississippi Coliseum (Jackson)  
Holiday Inn Express Hotel  
310 Greymont Avenue  
Jackson, MS 39202  
Phone: (601) 948-4466  
FAX: (601) 352-9368

**JAN. 10 AT ARKANSAS**  
Clarion Inn  
1255 Shiloh Drive  
Fayetteville, AR 72701  
Phone: (479) 521-1166  
FAX: (479) 521-1204

**JAN. 21 AT LSU**  
Baton Rouge Marriott  
5500 Hilton Avenue  
Baton Rouge, LA 70808  
Phone: (225) 924-5000  
FAX: (225) 926-8152

**JAN. 24 AT GEORGIA**  
Courtyard Marriott Athens  
166 North Finley Avenue  
Athens, GA 30601  
Phone: (706) 369-7000  
FAX: (706) 548-4224

**FEB. 3 AT KENTUCKY**  
Hilton Suites Lexington Green  
245 Lexington Green Circle  
Lexington, KY 40503  
Phone: (859) 271-4000  
FAX: (859) 273-2975

**FEB. 14 AT AUBURN**  
The Hotel at Auburn University &  
Dixon Conference Center  
241 South College Street  
Auburn, AL 36830  
Phone: (334) 821-8200  
FAX: (334) 826-8746

**FEB. 21 AT ALABAMA**  
Tuscaloosa Courtyard  
4115 Courtney Drive  
Tuscaloosa, AL 35405  
Phone: (205) 750-8384  
FAX: (205) 750-8389

**FEB. 25 AT TENNESSEE**  
Marriott Knoxville  
500 Hill Avenue, SE  
Knoxville, TN 37915  
Phone: (865) 637-1234  
FAX: (865) 637-1193

**MARCH 7 AT OLE MISS**  
Downtown Oxford Inn & Suites  
400 North Lamar Boulevard  
Oxford, MS 38655  
Phone: (662) 234-3031  
FAX: (662) 234-2834

**MARCH 12-15 IN SEC TOURNAMENT**  
Hyatt Regency Tampa  
Two Tampa City Center  
Tampa, FL 33602  
Phone: (813) 225-1234  
FAX: (813) 273-0234



# BASKETBALL SUPPORT STAFF



## RICHARD AKINS

### ASSISTANT STRENGTH COACH

Back for his second tour of duty at his alma mater after previously serving a 21-year stint on Mississippi State's athletic department staff, Richard Akins is once again charged with preparing the Bulldog basketball team for the day-to-day rigors of the Southeastern Conference hardwood wars.

Akins, who also coordinates the strength and conditioning program of the Lady Bulldog basketball team, returned to the Mississippi State athletic department family in a part-time capacity in 2005 after serving the prior two years as strength coach and assistant football coach at Heritage

Academy in Columbus, Miss. In his first year at Heritage as coach of the squad's defensive linemen, Akins helped lead the 2003 Patriots to runner-up honors in the Academy AA state championship game.

During his previous association in a full-time capacity with MSU's strength and conditioning program, Akins accompanied the Bulldog basketball team to the 1996 NCAA Final Four and the NCAA Sweet Sixteen in 1995.

A native of Ethel, Miss., Akins first came to Mississippi State in 1975 following a two-year football career at Holmes Junior College. Upon completion of his undergraduate work at MSU in 1977, Akins entered the coaching profession at Grenada (Miss.) Junior High School. In 1979, he accepted a position on the football staff at Horn Lake (Miss.) High School. Four years later, Akins returned to his alma mater to begin a six-year stint as the supervisor of MSU's McArthur Hall athletic dormitory, where he was responsible for the daily management of the school's athletic student housing.

Having also earned his master's degree in physical education as well as completing a specialist's degree in administration during his prior working tenure at MSU, Akins, 53, is married to the former Cindy Strider of Grenada, Miss. They are the parents of one son, Ronnie, and one daughter, Beth.



## LYNDA MOORE

### ACADEMIC COUNSELOR

Beginning her eighth season with the Mississippi State athletic family, Lynda Moore helps monitor the day-to-day academic requirements and needs of the Bulldog basketball players as the program's academic counselor.

Having been associated with five NCAA Tournament basketball teams at MSU, including the 2004 SEC Champions, Moore has been instrumental in the team's recent success in the classroom. With a league-leading 24 total SEC Academic Honor Roll men's basketball recipients over the last five seasons, the Bulldogs have graduated a

total of 10 student-athletes since May 2004.

Along with her work with men's basketball at MSU, Moore also attends to the daily academic needs of State's women's golf, softball, and the men's and women's tennis teams.

Moore joined Ray Berryhill's academic staff at Mississippi State in January 2002 after working as an adult literacy instructor at Southeastern Technical College in Georgia, where she organized ESL classes in addition to teaching GED classes.

Upon obtaining her bachelor's degree in English in 1997 from Stetson University in Deland, Fla., Moore worked as a teaching assistant at Mississippi College during the 1997-98 and 1998-99 academic years. While at the Clinton-based school, she pursued graduate work on her master's degree in English. During the latter portion of her stay in the Jackson area, Moore also served on the women's softball coaching staff at Belhaven College during the 1998 and 1999 seasons. In addition to her coaching and recruiting duties with the Blazers, she served as the tutor coordinator for Belhaven's athletic department.

Born in Yazoo City, Miss., Moore is married to Staff Sergeant David Moore, who serves as a recruiter for the Army National Guard on the Mississippi State University campus. They are the parents of three sons - Rylan James, 9, Corey Ross, 7, and Tanner Ray, 6.



## SCOTT JOHNSON

### ASSISTANT ATHLETIC TRAINER

Having joined the Mississippi State athletic family in August 2002, Scott Johnson begins his sixth season as the primary athletic trainer for coach Rick Stansbury's Bulldogs. Johnson has been associated with three NCAA Tournament teams during his Starkville stint, including MSU's 2003-04 SEC championship club.

Charged primarily with the day-to-day medical requirements of the Bulldog basketball team, Johnson also attends to the daily training needs of the Mississippi State men's and women's golf teams.

With more than a decade's worth of experience in the sports medicine field, Johnson previously served a four-year stint as an assistant athletic trainer at McNeese State University in Lake Charles, La. Working primarily with the men's basketball team, Johnson was affiliated with the Cowboys' back-to-back Southland Conference titles and consecutive postseason tournament appearances, including a first-round NCAA Tournament meeting with MSU in 2002. All total, he has been involved with five NCAA Tournament basketball teams.

While earning his master's degree in secondary education from the University of Tennessee at Chattanooga, Johnson spent three seasons (1995-98) as a graduate assistant athletic trainer for the Mocs. During his tenure in Chattanooga, he served as the head athletic trainer for the men's basketball team and accompanied the 1996-97 UTC squad to the NCAA Sweet Sixteen.

A native of Jacksonville, Fla., Johnson earned his bachelor's degree in athletic training in 1995 from the University of West Alabama in Livingston. While at West Alabama, Johnson served as the head student athletic trainer for the Tigers' baseball and men's basketball teams.

A certified athletic trainer and a member of the National Athletic Trainers' Association, Johnson, 37, is married to the former Rindy Zeringue, who was an all-Southland Conference high jumper at McNeese State.



## GREGG ELLIS

### ASSISTANT MEDIA RELATIONS DIR.

In his first year promoting the daily publicity of Mississippi State's nationally recognized men's basketball program is Gregg Ellis.

While it is his first season working for the university, he is certainly no stranger to the athletic department and the school's loyal fanbase.

For the previous 10 years, Ellis was an award-winning sportswriter and columnist at the Northeast Mississippi Daily Journal in Tupelo, Miss., where he spent the last seven years as the Bulldogs' beatwriter.

During his time at the Journal, he covered four of Rick Stansbury's teams that won the Western Division crown as well as the 2004 squad that captured the overall SEC title.

His tour of duty with MSU also saw him cover such events as the historical hiring of Sylvester Croom, the SEC's first African-American head football coach, and State's magical run to the 2007 College Baseball World Series.

Yet, his professional roots originated with media relations. After finishing school at the University of Mississippi in 1994, he joined the public relations department of the Indianapolis Colts, where he worked with the likes of NFL standouts Marshall Faulk, Peyton Manning, Jim Harbough, Tony Siragusa and Marvin Harrison, just to name a few.

After his time with the Colts, Ellis spent two years at the Indianapolis Star before returning to Mississippi to continue his journalism career. While in Tupelo, he won awards for his columns, game stories and features, and three times he was voted the newspaper's favorite sportswriter by the readers. This past May, he received his highest honor when he was named the Mississippi Sportswriter of the Year by the National Sportscasters and Sportswriters Association.

A native of Lambert, Miss., Ellis, 38, is married to the former Celeste Nelson of Chattanooga, Tenn. They are the parents of Zach, 11, and Hannah, 9.



Dr. Scott Jones  
Team Physician



Dr. Rusty Linton  
Team Physician



Dr. Mike Mabry  
Team Physician



Dr. Glenn Ellis  
Sports Psychologist



Suzanne Cook  
Admin. Secretary



Riley Weaver  
Student Trainer



Drew Bernd  
Manager



Billy Begley  
Manager



Bryce Gomes  
Manager



Jonathon Peak  
Manager



Kyle Robinson  
Manager



Jay Stafford  
Manager

# OPPONENTS

**48** NICHOLLS STATE  
LOYOLA MARYMOUNT

**49** WINTHROP  
CLEMSON

**50** CHARLOTTE  
A&M-CORPUS CHRISTI

**51** SOUTH ALABAMA  
MIAMI (FLA.)

**52** McNEESE STATE  
ALABAMA STATE

**53** NEW ORLEANS  
GEORGE MASON

**54** MISSOURI  
TENNESSEE

**55** MISSISSIPPI  
KENTUCKY

**56** AUBURN  
FLORIDA

**57** SOUTH CAROLINA  
LSU

**58** ALABAMA  
ARKANSAS

**59** VANDERBILT  
GEORGIA


**60** OPPONENT  
SID DIRECTORY

**61** 2006-07  
ROAD HEADQUARTERS

**62** SERIES SCORES  
VS. SEC OPPONENTS

**68** SEC TOURNAMENT  
BREAKDOWN BY TEAM

**69** SEC SERIES  
BREAKDOWNS





# 2006-07 OPPONENTS

## NICHOLLS STATE

SAT., NOV. 11 @ STARKVILLE - 2 P.M. CT



### QUICK FACTS

Nickname: Colonels  
Location: Thibodaux, LA  
Enrollment: 7,482  
Colors: Red & Gray  
Conference: Southland  
Arena: Stophers Gymnasium (3,800)  
President: Dr. Stephen T. Hulbert  
AD: Rob Bernardi  
Univ. Website: [www.nicholls.edu](http://www.nicholls.edu)



J.P. Piper

### COACHING STAFF

Head Coach: J.P. Piper  
School Record: 15-39 (2 years)  
Career Record: 15-39 (2 years)  
Asst. Coaches: Martin Unger,  
Terrence Jones, Jethro Hillman  
Office Phone: 985-448-4289



Stefan Blaszczyński

### 2006-07 OUTLOOK

2005-06 Record: 9-18  
2005-06 Conf. Record: 5-11  
2005-06 Conf. Finish: 10th  
Postseason: None  
Final Ranking: Not Ranked  
Lettermen Returning/Lost: 7/2  
Starters Returning/Lost: 4/1



Adonis Gray

No	Player	Pos	Ht	Wt	Cl	Hometown
0	James Dixon	F	6-7	190	Sr.	Alachua, FL
1	Stefan Blaszczyński	F	6-6	215	Sr.	Sydney, Australia
2	Eddie Crockett	G	5-11	165	Fr.	Passaic, NJ
3	Michael Czepil	G	6-2	170	So.	Melbourne, Australia
5	Justin Payne	G	5-11	170	So.	Opelousas, LA
10	Johnny Yates	F	6-9	215	Fr.	Houston, TX
11	Dominic Friend	F/G	6-7	250	Fr.	Geelong, Australia
13	Mitch Boyce	F	6-11	230	Fr.	Townsville, Australia
20	Adonis Gray	G/F	6-2	205	Jr.	Thibodaux, LA
21	Ryan Bathie	G/F	6-6	190	So.	Melton S., Australia
22	Reggie Shanks	F	6-4	190	Fr.	Houston, TX
23	Gil Verner	G	6-1	180	So.	Napoleonville, LA
34	Aaron Scott	G/F	6-6	205	Jr.	Gray, LA
44	Chris Paige	C	6-9	215	So.	Pearland, TX

### MEDIA RELATIONS

Basketball SID: Brandon Rizzuto  
Office Phone: 985-448-4281  
Cell Phone: 985-381-9003  
E-mail: [brandon.rizzuto@nicholls.edu](mailto:brandon.rizzuto@nicholls.edu)  
SID Fax Phone: 985-448-4924  
Press Row Phone: 985-448-4294  
Athletics Website: [www.colonelsports.com](http://www.colonelsports.com)

### SERIES NOTES

Series Record: Mississippi State leads, 3-0  
At Starkville: Mississippi State leads, 3-0  
At Thibodaux: Never Met  
At Neutral Sites: Never Met  
Last Meeting: MSU, 98-69 (Nov. 21, 2004 @ Starkville)

### 2006-07 SCHEDULE

NOVEMBER	
11	at Mississippi State
12-14	at B'ball Travelers Clas.
17	at LSU
21	at Texas
24	at Mississippi
28	at Auburn
DECEMBER	
2	at Centenary
9	NORTH TEXAS
11	XAVIER
14	at Lipscomb
16	at Vanderbilt
28	at Louisiana-Monroe
JANUARY	
4	at Stephen F. Austin
6	SAM HOUSTON ST.
11	TEXAS-ARLINGTON
13	TEXAS STATE
20	at Southeastern La.
25	NORTHWESTERN ST.
27	at Central Arkansas
FEBRUARY	
1	at Lamar
3	McNEESE STATE
8	at A&M-Corpus Christi
10	at Texas-San Antonio
17	SOUTHEASTERN LA.
22	at Northwestern State
24	CENTRAL ARKANSAS
MARCH	
1	LAMAR
3	at McNeese State
8-11	at SLC Tournament

## LOYOLA MARYMOUNT

MON., NOV. 13 @ STARKVILLE - 7 P.M. CT (FSN/SUN)



### QUICK FACTS

Nickname: Lions  
Location: Los Angeles, CA  
Enrollment: 8,300  
Colors: Crimson & Navy  
Conference: West Coast  
Arena: Gersten Pavilion (4,156)  
President: Rev. Robert B. Lawton, S.J.  
AD: Dr. William Husak  
Univ. Website: [www.lmu.edu](http://www.lmu.edu)



Rodney Tention

### COACHING STAFF


Head Coach: Rodney Tention  
School Record: 12-18 (1 yr)  
Career Record: 12-18 (1 yr)  
Asst. Coaches: Brian Priebe,  
Calvin Byrd, Steve Wachs  
Office Phone: 310-338-4530



Matthew Knight

### 2006-07 OUTLOOK

2005-06 Record: 12-18  
2005-06 Conf. Record: 8-6  
2005-06 Conf. Finish: T-2nd  
Postseason: None  
Final Ranking: Not Ranked  
Lettermen Returning/Lost: 9/5  
Starters Returning/Lost: 3/2



Brandon Worthy

No	Player	Pos	Ht	Wt	Cl	Hometown
0	Brandon Worthy	G	6-2	205	Sr.	San Jose, CA
1	Corey Counts	G	5-10	165	So.	Los Angeles, CA
3	Shawn Deadwiler II	G	6-3	175	Fr.	Chandler, AZ
4	Adoyah Miller	G	6-5	205	Sr.	Verona, Italy
5	John Montgomery	G	6-1	175	Sr.	Menlo Park, CA
10	Brad Sweezy	F	6-6	195	Fr.	Westminster, CA
11	Chris Kanne	G	6-1	180	So.	Fullerton, CA
12	Marko Deric	F	6-9	230	So.	Perth, Australia
13	Derick Grubb	C	6-9	255	Sr.	Grapevine, TX
14	Matthew Knight	F/C	6-8	240	Sr.	Tasmania, Australia
15	Damian Martin	G	6-2	200	Jr.	NSW, Australia
20	Terron Sutton	F	6-9	230	Fr.	Los Angeles, CA
23	Jon Ziri	G	6-2	200	Jr.	Tempe, AZ
40	Max Craig	C	7-0	260	Fr.	Montreal, Quebec
50	Mason Maynard	F	6-9	220	Fr.	Glendale, AZ

### MEDIA RELATIONS

Basketball SID: John Shaffer  
Office Phone: 310-338-7643  
Cell Phone: 310-864-2626  
E-mail: [jschaffer@lmu.edu](mailto:jschaffer@lmu.edu)  
SID Fax Phone: 310-338-2703  
Press Row Phone: 310-258-8733  
Athletics Website: [www.LMULions.com](http://www.LMULions.com)

### SERIES NOTES

Series Record: Never Met  
At Starkville: Never Met  
At Los Angeles: Never Met  
At Neutral Sites: Never Met  
Last Meeting: Never Met

### 2006-07 SCHEDULE

NOVEMBER	
10	ORAL ROBERTS
13	at Mississippi State
17	NEW MEXICO STATE
19	CAL ST. BAKERSFIELD
22-25	at Great Alaska Shootout
29	at UC Santa Barbara
DECEMBER	
2	at Southern California
6	at Sam Houston State
9	UC IRVINE
16	at San Diego State
19	BOISE STATE
22	LONG BEACH STATE
29	at Akron
31	at Monmouth
JANUARY	
6	at Gonzaga
8	at Portland
13	SAN FRANCISCO
15	SAN DIEGO
20	PEPPERDINE
27	at Saint Mary's
29	at Santa Clara
FEBRUARY	
3	PORTLAND
5	GONZAGA
10	at San Diego
12	at San Francisco
17	at Pepperdine
24	SAINT MARY'S
26	SANTA CLARA
MARCH	
2-5	at WCC Tournament



# 2006-07 OPPONENTS



## WINTHROP

SAT., NOV. 18 @ STARKVILLE - TBA

### QUICK FACTS


Nickname: Eagles  
Location: Rock Hill, SC  
Enrollment: 6,600  
Colors: Garnet & Gold  
Conference: Big South  
Arena: Winthrop Coliseum (6,100)  
President: Dr. Anthony J. DiGiorgio  
AD: Tom Hickman  
Univ. Website: www.winthrop.edu



Gregg Marshall

### COACHING STAFF

Head Coach: Gregg Marshall  
School Record: 165-78 (8 yrs)  
Career Record: 165-78 (8 yrs)  
Asst. Coaches: Randy Peele,  
Paul Molinari, Earl Grant  
Office Phone: 803-323-2129 x6221



Craig Bradshaw

### 2006-07 OUTLOOK

2005-06 Record: 23-8  
2005-06 Conf. Record: 13-3  
2005-06 Conf. Finish: 1st  
Postseason: NCAA (0-1)  
Final Ranking: Not Ranked  
Lettermen Returning/Lost: 8/4  
Starters Returning/Lost: 4/1



Torrell Martin

No	Player	Pos	Ht	Wt	Cl	Hometown
00	Anthony Williams	C	6-7	240	Fr.	Eagle Lake, FL
1	Antwon Harris	G	6-3	200	Jr.	Clarksville, TN
2	Kyle Moore	G	6-3	185	Fr.	Gainesville, FL
3	Mantoris Robinson	F	6-5	190	Fr.	Charlotte, N.C.
5	Craig Bradshaw	F	6-10	238	Sr.	Wellington, N.Z.
10	Chris Gaynor	G	5-10	160	Jr.	Winston-Salem, NC
11	Michael Jenkins	G	6-2	185	Jr.	Kinston, NC
12	Torrell Martin	G	6-5	195	Sr.	Columbia, SC
21	Jason Killeen	C	6-10	250	So.	Limerick City, Ire.
22	Rainer Blicke	F	6-7	200	Fr.	Mauldin, SC
24	De'Andre Adams	G	5-8	150	So.	Austell, GA
25	Byron Faison	G	6-2	185	Fr.	Sumter, SC
31	Taj McCullough	F	6-7	215	Jr.	Atlanta, GA
33	Phillip Williams	F	6-8	215	Sr.	Cleveland, NC
44	Jonathan Rice	F	6-5	205	So.	Columbia, SC

### MEDIA RELATIONS

Basketball SID: Jack D. Frost  
Office Phone: 803-323-2129 x6245  
Home Phone: 803-366-9401  
E-mail: frostj@winthrop.edu  
SID Fax Phone: 803-323-2433  
Press Row Phone: 803-323-2156  
Athletics Website: www.winthropeagles.com

### SERIES NOTES

Series Record: Never Met  
At Starkville: Never Met  
At Rock Hill: Never Met  
At Neutral Sites: Never Met  
Last Meeting: Never Met

### 2006-07 SCHEDULE

NOVEMBER	
10	NORTH GREENVILLE
14-15	at NIT Preseason Tipoff
18	at Mississippi State
20	at Maryland
27	VIRGINIA INTERMONT
29	PRESBYTERIAN COL.
DECEMBER	
2	at Northern Illinois
4	at Wisconsin
9	LIMESTONE
18	MOUNT ST. MARY'S
21	at East Carolina
29	at Old Dominion
JANUARY	
2	at Texas A&M
6	VMI
8	at Charleston Southern
13	at Liberty
15	UNC ASHEVILLE
20	at Radford
25	at High Point
27	COASTAL CAROLINA
31	at VMI
FEBRUARY	
3	at UNC Asheville
6	LIBERTY
10	RADFORD
14	CHAS. SOUTHERN
17	at ESPN Bracket Buster
20	HIGH POINT
24	at Coastal Carolina
MARCH	
F27-M3	at BSC Tournament

## CLEMSON

TUES., NOV. 21 @ CLEMSON - 7 P.M. ET (FSN/SUN)

### QUICK FACTS

Nickname: Tigers  
Location: Clemson, SC  
Enrollment: 17,165  
Colors: Orange & Purple  
Conference: Atlantic Coast  
Arena: Littlejohn Coliseum (9,850)  
President: James F. Barker  
AD: Dr. Terry Don Phillips  
Univ. Website: www.clemson.edu



Oliver Purnell

### COACHING STAFF

Head Coach: Oliver Purnell  
School Record: 45-47 (3 yrs)  
Career Record: 301-238 (19 yrs)  
Assoc. Head Coach: Ron Bradley  
Asst. Coaches: Frank Smith,  
Shaka Smart  
Office Phone: 864-656-1954



Vernon Hamilton

### 2006-07 OUTLOOK

2005-06 Record: 19-13  
2005-06 Conf. Record: 7-9  
2005-06 Conf. Finish: T-7th  
Postseason: NIT (1-1)  
Final Ranking: Not Ranked  
Lettermen Returning/Lost: 9/4  
Starters Returning/Lost: 4/1



Cliff Hammonds

No	Player	Pos	Ht	Wt	Cl	Hometown
0	Travis Price	F	6-9	220	Jr.	Sumter, SC
1	K.C. Rivers	G/F	6-5	210	So.	Charlotte, NC
3	Vernon Hamilton	G	6-0	195	Sr.	Richmond, VA
11	A.J. Tyler	F	6-9	225	Fr.	Palm Harbor, FL
12	Raymond Sykes	F/C	6-9	205	So.	Jacksonville, FL
15	David Potter	G/F	6-6	180	Fr.	Severn, MD
24	Matt Morris	G	6-5	207	Jr.	Georgetown, SC
25	Cliff Hammonds	G	6-3	197	Jr.	Cairo, GA
32	Sam Perry	F	6-5	208	Jr.	Greenville, SC
35	Trevor Booker	F	6-7	215	Fr.	Whitmire, SC
40	James Mays	F/C	6-9	222	Jr.	Garner, NC
42	Julius Powell	F	6-7	208	So.	Newton, NC
44	Jesse Yanutola	F	6-4	200	Jr.	Tega Cay, SC
55	Karolis Petrukonis	C	6-11	260	Fr.	Trakai, Lithuania

### MEDIA RELATIONS

Basketball SID: Philip Sikes  
Office Phone: 864-656-2114  
Cell Phone: 864-525-4889  
E-mail: philips@clemson.edu  
SID Fax Phone: 864-656-0299  
Press Row Phone: 864-654-3326  
Athletics Website: www.clemsontigers.com

### SERIES NOTES

Series Record: Clemson leads, 1-0  
At Starkville: Never Met  
At Clemson: Never Met  
At Neutral Sites: Clemson leads, 1-0  
Last Meeting: CU, 59-32 (Dec. 19, 1981 @ Houston, TX)

### 2006-07 SCHEDULE

NOVEMBER	
10-12	at Cox Comm. Classic
15	FURMAN
17	APPALACHIAN STATE
21	MISSISSIPPI STATE
24	CHAS. SOUTHERN
29	at Minnesota
DECEMBER	
2	at South Carolina
5	WOFFORD
19	GEORGIA SOUTHERN
23	WESTERN CAROLINA
28	GEORGIA
31	GEORGIA STATE
JANUARY	
3	at Florida State
6	GEORGIA TECH
9	at North Carolina State
13	at Maryland
17	NORTH CAROLINA
20	BOSTON COLLEGE
25	at Duke
28	VIRGINIA
FEBRUARY	
3	at Georgia Tech
7	FLORIDA STATE
14	at Wake Forest
18	MARYLAND
22	DUKE
24	at Boston College
28	MIAMI (FL)
MARCH	
4	at Virginia Tech
8-11	at ACC Tournament



# 2006-07 OPPONENTS



## CHARLOTTE

WED., NOV. 29 @ STARKVILLE - 7 P.M. CT

### QUICK FACTS

Nickname: 49ers  
Location: Charlotte, NC  
Enrollment: 20,772  
Colors: Green & White  
Conference: Atlantic 10  
Arena: Halton Arena (9,105)  
Chancellor: Dr. Phil Dubois  
AD: Judy Rose  
Univ. Website: www.uncc.edu



Bobby Lutz

### COACHING STAFF


Head Coach: Bobby Lutz  
School Record: 154-96 (8 yrs)  
Career Record: 335-187 (17 yrs)  
Assoc. Head Coach: Rob Moxley  
Asst. Coaches: Bobby Kummer,  
Chris Cheeks  
Office Phone: 704-687-4939



De'Angelo Alexander

### 2006-07 OUTLOOK

2005-06 Record: 19-13  
2005-06 Conf. Record: 11-5  
2005-06 Conf. Finish: 2nd  
Postseason: NIT (1-1)  
Final Ranking: Not Ranked  
Lettermen Returning/Lost: 8/6  
Starters Returning/Lost: 2/3



Leemire Goldwire

### No Player

No	Player	Pos	Ht	Wt	Cl	Hometown
00	Antwon Coleman	F	6-7	275	Sr.	Great Falls, SC
1	E.J. Drayton	F	6-9	208	Sr.	Charlotte, NC
2	Courtney Williams	F	6-9	235	Sr.	Southfield, MI
5	David Booker	F	6-7	225	Fr.	Moss Point, MS
10	Jerrell Lewis	G	6-0	197	So.	Brooklyn, NY
11	Ian Andersen	G	6-4	180	Fr.	Portland, OR
12	Leemire Goldwire	G	5-11	190	Jr.	P. Beach Gardens, FL
14	Kyle Church	G	5-11	170	Fr.	Durham, NC
15	De'Angelo Alexander	G	6-5	227	Sr.	Midwest City, OK
21	Phil Jones	C	6-10	255	Fr.	Brooklyn, NY
24	Carlos Williams	G	6-1	190	Jr.	Louisville, KY
31	Charles Dewhurst	G	6-5	185	Fr.	Charlotte, NC
35	Sean Phaler	F	6-9	200	Jr.	Anaheim Hills, CA
40	Jerrell Jamison	F	6-5	206	Sr.	Cayce, SC
50	Travis Gordon	G	6-5	185	Sr.	Richfield, NC

### MEDIA RELATIONS

Basketball SID: Thomas E. Whitestone  
Office Phone: 704-687-6310  
Home Phone: 704-455-9636  
E-mail: tewhites@email.uncc.edu  
SID Fax Phone: 704-687-4918  
Press Row Phone: 704-687-4999  
Athletics Website: www.charlotte49ers.com

### SERIES NOTES

Series Record: Mississippi State leads, 2-0  
At Starkville: Never Met  
At Charlotte: Mississippi State leads, 2-0  
At Neutral Sites: Never Met  
Last Meeting: MSU, 53-38 (Nov. 23, 2005 @ Charlotte)

### 2006-07 ROSTER

### 2006-07 SCHEDULE

NOVEMBER	
11	HOFSTRA
12	NORTH TEXAS STATE
22	at Syracuse
25	GEORGIA STATE
29	at Mississippi State
DECEMBER	
2	at Indiana
4	UNC ASHEVILLE
9	at Davidson
21-23	at Rainbow Classic
31	WOFFORD
JANUARY	
4	at Dayton
7	SAINT JOSEPH'S
13	at Richmond
17	DAYTON
20	at George Washington
25	at Saint Louis
28	MASSACHUSETTS
31	La SALLE
FEBRUARY	
3	at Xavier
7	RICHMOND
10	FORDHAM
13	LOUISIANA-LAFAYETTE
17	at Rhode Island
21	at Duquesne
24	at Temple
MARCH	
1	G. WASHINGTON
3	ST. BONAVENTURE
7-10	at A-10 Tournament



## TEXAS A&M-CORPUS CHRISTI

SAT., DEC. 2 @ STARKVILLE - 2 P.M. CT

### QUICK FACTS

Nickname: Islanders  
Location: Corpus Christi, TX  
Enrollment: 8,600  
Colors: Blue, Green & White  
Conference: Southland  
Arena: American Bank Ctr. (8,500)  
President: Dr. Flavius Killebrew  
AD: Brian Teter  
Univ. Website: www.tamucc.edu



Ronnie Arrow

### COACHING STAFF

Head Coach: Ronnie Arrow  
School Record: 108-84 (6 yrs)  
Career Record: 222-177 (14 yrs)  
Assoc. Head Coach: Andy Helton  
Asst. Coaches: Michael Floyd,  
Stott Carter  
Office Phone: 361-825-3417



Chris Daniels

### 2006-07 OUTLOOK

2005-06 Record: 20-8  
Postseason: None  
Final Ranking: Not Ranked  
Lettermen Returning/Lost: 12/2  
Starters Returning/Lost: 4/1



Cedric Smith

### No Player

No	Player	Pos	Ht	Wt	Cl	Hometown
1	Dominique Taylor	G	6-0	170	So.	Grand Rapids, MI
2	Josh Washington	G	6-3	200	Sr.	Lubbock, TX
3	Matt Slatnick	G	5-11	170	So.	Austin, TX
5	Adan Montalvo	G	6-0	175	Fr.	Mission, TX
10	Alex Horne	G	6-0	170	Fr.	Corpus Christi, TX
11	Rashad Mintz	G	5-10	190	Jr.	District Heights, MD
12	Josh Ervin	G	6-1	180	Sr.	Houston, TX
15	William Bullard	G/F	6-5	215	Jr.	Detroit, MI
21	Manuel Johnson	F/C	6-7	240	Jr.	Houston, TX
22	Brandon Roberson	G	5-10	200	Fr.	Rosharon, TX
23	Kevin Menifee	F	6-5	190	Sr.	Pittsburgh, PA
32	Cedric Smith	F	6-7	205	Sr.	Longview, TX
33	Taurean Mitchell	G	6-1	185	Sr.	Corpus Christi, TX
34	Carl Nelson	C	6-11	220	So.	Buffalo, TX
42	Chad Nelson	F	6-7	175	Fr.	Houston, TX
44	Seth Engelken	F	6-7	205	Sr.	St. Josephs, MO
50	Cameron Teague	F	6-5	210	Jr.	Corpus Christi, TX
54	Chris Daniels	C	7-0	265	Jr.	San Antonio, TX
55	Jared Holt	C	7-1	380	Sr.	Irving, TX

### MEDIA RELATIONS

Basketball SID: Craig Merriman  
Office Phone: 361-825-3410  
Cell Phone: 361-793-9260  
E-mail: craig.merriman@tamucc.edu  
SID Fax Phone: 361-825-3218  
Press Row Phone: 361-826-4972  
Athletics Website: www.goislanders.com

### SERIES NOTES

Series Record: Never Met  
At Starkville: Never Met  
At Corpus Christi: Never Met  
At Neutral Sites: Never Met  
Last Meeting: Never Met

### 2006-07 ROSTER

### 2006-07 SCHEDULE

NOVEMBER	
16	TEXAS COLLEGE
20	MONMOUTH
25	at Detroit Mercy
29	at Oklahoma State
DECEMBER	
2	at Mississippi State
9	HUSTON-TILLTOSON
17-19	at Deul in the Desert
22	at Purdue
29-30	FLINT HILLS INVIT.
JANUARY	
2	KENT STATE
6	McNEESE STATE
11	at Northwestern State
13	at Central Arkansas
18	TEXAS STATE
20	at Texas-Arlington
27	at Texas-San Antonio
31	at Stephen F. Austin
FEBRUARY	
3	SAM HOUSTON STATE
8	NICHOLLS STATE
10	SOUTHEASTERN LA.
15	at Texas State
17	TEXAS-ARLINGTON
22	at Lamar
24	TEXAS-SAN ANTONIO
28	STEPHEN F. AUSTIN
MARCH	
3	at Sam Houston State
7-11	at SLC Tournament

# 2006-07 OPPONENTS



## SOUTH ALABAMA

SAT., DEC. 9 @ STARKVILLE - 7 P.M. CT



### QUICK FACTS

Nickname: Jaguars  
Location: Mobile, AL  
Enrollment: 13,583  
Colors: Blue, Red & White  
Conference: Sun Belt  
Arena: Mitchell Center (10,000)  
President: Gordon Moulton  
AD: Joe Gottfried  
Univ. Website: www.southalabama.edu



John Pelphrey

### COACHING STAFF


Head Coach: John Pelphrey  
School Record: 60-55 (4 yrs)  
Career Record: 60-55 (4 yrs)  
Asst. Coaches: Tom Ostrom,  
Isaac Brown, Matt Figger  
Office Phone: 251-460-6104



Carlos Smith

### 2006-07 OUTLOOK

2005-06 Record: 24-7  
2005-06 Conf. Record: 12-3  
2005-06 Conf. Finish: 1st (West)  
Postseason: NCAA (0-1)  
Final Ranking: Not Ranked  
Lettermen Returning/Lost: 5/6  
Starters Returning/Lost: 2/3



Demetric Bennett

### 2006-07 ROSTER

No	Player	Pos	Ht	Wt	Cl	Hometown
1	Brandon Davis	F	6-7	195	So.	Birmingham, AL
2	Brooks Taylor	G	6-4	175	Fr.	Monette, AR
10	Demetric Bennett	G	6-5	210	Jr.	Albany, GA
11	Carlos Smith	G	6-0	180	Sr.	Atlanta, GA
12	Daon Merritt	G	5-10	200	Jr.	Jamaica, NY
13	Leandro Buboltz	F	6-7	225	Jr.	Santa Cruz, Brazil
14	Stephen Cowherd	G	6-2	190	Sr.	Coral Springs, FL
20	Darren Cloud	G	6-2	180	Fr.	Evansville, IN
21	Trajiniski Grigsby	F	6-7	210	So.	Nacogdoches, TX
24	Kenny Hooks	F	6-7	220	Jr.	Moss Point, MS
25	Ernest Little	F	6-9	230	Jr.	Mobile, AL
32	Charles Tabet	F	6-9	225	Fr.	Detroit, MI
33	Philip Tabet	F	6-9	210	Fr.	Detroit, MI

### MEDIA RELATIONS

Basketball SID: Kit Strief  
Office Phone: 251-414-8032  
Home Phone: 251-634-9731  
E-mail: strief@usouthal.edu  
SID Fax Phone: 251-460-7297  
Press Row Phone: 251-460-7418  
Athletics Website: www.usajaguars.com

### SERIES NOTES

Series Record: Mississippi State leads, 9-0  
At Starkville: Mississippi State leads, 6-0  
At Mobile: Mississippi State leads, 3-0  
At Neutral Sites: Never Met  
Last Meeting: MSU, 66-52 (Dec. 2, 2004 @ Starkville)

### 2006-07 SCHEDULE

NOVEMBER	
10-12	at Fresno Classic
17	MOREHEAD STATE
22	WEST FLORIDA
25	at Bowling Green
DECEMBER	
2	SAMFORD
6	at Auburn
9	at Mississippi State
16	MISSISSIPPI (Coors Cl.)
22	at Western Kentucky
28	at Arkansas State
JANUARY	
2	MIDDLE TENNESSEE
4	FLA. INTERNATIONAL
6	FLORIDA ATLANTIC
11	at Troy
13	ARK.-LITTLE ROCK
16	at Louisiana-Lafayette
20	at Denver
25	LOUISIANA-MONROE
28	NORTH TEXAS
FEBRUARY	
1	at New Orleans
3	at Middle Tennessee
8	WESTERN KENTUCKY
11	ARKANSAS STATE
14	at Houston
18	at Florida International
21	at Florida Atlantic
24	TROY
MARCH	
2-6	at SBC Tournament

## MIAMI (FLA.)

MON., DEC. 11 @ CORAL GABLES - 7 P.M. ET (FSN FLORIDA)



### QUICK FACTS


Nickname: Hurricanes  
Location: Coral Gables, FL  
Enrollment: 15,250  
Colors: Orange, Green & White  
Conference: Atlantic Coast  
Arena: BankUnited Center (7,000)  
President: Dr. Donna E. Shalala  
AD: Paul Dee  
Univ. Website: www.miami.edu



Frank Haith

### COACHING STAFF


Head Coach: Frank Haith  
School Record: 34-29 (2 yrs)  
Career Record: 34-29 (2 yrs)  
Asst. Coaches: Jorge Fernandez,  
Michael Hunt, Butch Estes  
Office Phone: 305-284-2680



Anthony Harris

### 2006-07 OUTLOOK

2005-06 Record: 18-16  
2005-06 Conf. Record: 7-9  
2005-06 Conf. Finish: T-7th  
Postseason: NIT (2-1)  
Final Ranking: Not Ranked  
Lettermen Returning/Lost: 9/5  
Starters Returning/Lost: 2/3



Anthony King

### 2006-07 ROSTER

No	Player	Pos	Ht	Wt	Cl	Hometown
00	Jimmy Graham	F	6-8	245	So.	Goldsboro, NC
5	Jonathan Stratton	G	6-3	180	Jr.	Sandusky, OH
12	Anthony Harris	G	6-2	187	Sr.	Chicago, IL
15	Denis Clemente	G	6-0	178	So.	Bayamon, P.R.
20	Lawrence Gilbert	G/F	6-7	201	Fr.	New Orleans, LA
21	Dwayne Collins	F	6-8	232	Fr.	Miami, FL
22	Fabio Nass	F	6-11	205	Jr.	Santa Catarina, Brazil
23	James Dews	G	6-3	198	Fr.	Cincinnati, OH
30	Adrian Thomas	F	6-7	223	So.	Pembroke Pines, FL
32	Brian Asbury	G	6-7	214	So.	Miami, FL
33	Jack McClinton	G	6-1	185	So.	Baltimore, MD
42	Raymond Hicks	F	6-7	238	Jr.	Longview, TX
44	Keaton Copeland	F	6-5	245	Sr.	Miramar, FL
50	Anthony King	F/C	6-9	242	Sr.	Durham, NC

### MEDIA RELATIONS

Basketball SID: Samuel Henderson  
Office Phone: 305-284-3248  
Home Phone: 305-412-8364  
E-mail: shenderson@miami.edu  
SID Fax Phone: 305-284-2807  
Press Row Phone: 305-284-1238  
Athletics Website: www.hurricanesports.com

### SERIES NOTES

Series Record: Tied, 1-1  
At Starkville: Never Met  
At Miami: Never Met  
At Neutral Sites: Tied, 1-1  
Last Meeting: UM, 74-67 (Dec. 28, 1990 @ W. Palm Beach, FL)

### 2006-07 SCHEDULE

NOVEMBER	
11	FLA. INTERNATIONAL
14	ALCORN STATE
17-19	at America Youth Clas.
25	LAFAYETTE
28	at Northwestern
DECEMBER	
3	GEORGIA TECH
9	LEHIGH
11	MISSISSIPPI STATE
16	STETSON
20	BINGHAMTON
23	at Louisville
30	Nebraska (@Sunrise, FL)
JANUARY	
2	at Massachusetts
6	WAKE FOREST
10	at Maryland
14	DUKE
16	at Boston College
20	at Florida State
23	VIRGINIA TECH
31	at North Carolina
FEBRUARY	
3	at Virginia
7	BOSTON COLLEGE
10	NORTH CAROLINA ST.
17	at Wake Forest
21	VIRGINIA
24	at Virginia Tech
28	at Clemson
MARCH	
3	FLORIDA STATE
8-11	at ACC Tournament



# 2006-07 OPPONENTS



## McNEESE STATE

SAT., DEC. 16 @ STARKVILLE - 2 P.M. CT

### QUICK FACTS

Nickname: Cowboys  
Location: Lake Charles, LA  
Enrollment: 8,800  
Colors: Blue & Gold  
Conference: Southland  
Arena: Burton Coliseum (8,000)  
President: Dr. Robert Hebert  
AD: Sonny Watkins  
Univ. Website: www.mcneese.edu



Dave Simmons

### COACHING STAFF

Head Coach: Dave Simmons  
School Record: First year  
Career Record: 27-29 (2 yrs)  
Asst. Coaches: David Dumars,  
Edward Garriet, T.J. Marcum  
Office Phone: 337-475-5480



John Ford

### 2006-07 OUTLOOK

2005-06 Record: 14-14  
2005-06 Conf. Record: 9-7  
2005-06 Conf. Finish: T-4th  
Postseason: None  
Final Ranking: Not Ranked  
Lettermen Returning/Lost: 8/5  
Starters Returning/Lost: 3/2



Troy Aaron

No	Player	Pos	Ht	Wt	Cl	Hometown
1	Kleon Penn	C	6-11	290	Jr.	Tortola, Virgin Isl.
3	Jarvis Bradley	C	6-6	210	Jr.	Dallas, TX
5	Troy Aaron	G	6-0	190	Sr.	Lake Charles, LA
10	John Ford	G	5-10	149	Jr.	Alexandria, LA
12	Quentin Gonzales	C	6-5	260	Sr.	Galveston, TX
15	Rory Lawrence	G/F	6-5	195	Jr.	Memphis, TN
24	John Pichon	F	6-4	196	So.	Slidell, LA
30	Aldryan Wardell	F	6-6	215	Jr.	Shreveport, LA
32	Anthony Robinson	G/F	6-3	198	So.	Houston, TX
42	Eric Massey	F	6-6	251	So.	Memphis, TN

### 2006-07 ROSTER

### MEDIA RELATIONS

Basketball SID: Louis Bonnette  
Office Phone: 337-475-5207  
Home Phone: 337-477-4182  
E-mail: lbonnette@structurex.net  
SID Fax Phone: 337-475-5202  
Press Row Phone: 337-562-4061  
Athletics Website: www.mcneesesports.com

### SERIES NOTES

Series Record: Mississippi State leads, 5-1  
At Starkville: Mississippi State leads, 3-0  
At Lake Charles: McNeese State leads, 1-0  
At Neutral Sites: Mississippi State leads, 2-0  
Last Meeting: Mississippi State, 92-69 (Dec. 1, 2003 @ Starkville)

### 2006-07 SCHEDULE

NOVEMBER	
9	SPRING HILL
13-15	at Fla. St. Colonial Cl.
18	LOUISIANA COLLEGE
22	LOUISIANA TECH
25	TEXAS COLLEGE
29	at LSU
DECEMBER	
2	MISSISSIPPI VALLEY ST.
5	at Arkansas-Little Rock
16	at Mississippi State
18	at Mississippi Valley St.
23	LOUISIANA-LAFAYETTE
28	at Southern Mississippi
JANUARY	
2	at Coastal Carolina
6	at TAMU-Corpus Christi
11	at Sam Houston State
13	STEPHEN F. AUSTIN
18	at Northwestern State
20	CENTRAL ARKANSAS
27	LAMAR
FEBRUARY	
1	at Southeastern La.
3	at Nicholls State
8	at Texas State
10	TEXAS-ARLINGTON
14	NORTHWESTERN ST.
17	at Central Arkansas
22	TEXAS-SAN ANTONIO
24	at Lamar
MARCH	
1	SOUTHEASTERN LA.
3	NICHOLLS STATE
6-10	at SLC Tournament

## ALABAMA STATE

MON., DEC. 18 @ STARKVILLE - 7 P.M. CT



### QUICK FACTS


Nickname: Hornets  
Location: Montgomery, AL  
Enrollment: 5,442  
Colors: Old Gold & Black  
Conference: Southwestern Athletic  
Arena: Joe L. Reed Acadome (8,000)  
President: Dr. Joe Lee  
Interim AD: Ron Dickerson  
Univ. Website: www.alasu.edu



Lewis Jackson

### COACHING STAFF


Head Coach: Lewis Jackson  
School Record: 12-18 (1 yr)  
Career Record: 12-18 (1 yr)  
Asst. Coaches: Steve Rogers,  
Anthony Sewell,  
Courtney Stephens  
Office Phone: 334-229-4509



Andrew Hayles

### 2006-07 OUTLOOK

2005-06 Record: 12-18  
2005-06 Conf. Record: 10-8  
2005-06 Conf. Finish: T-4th  
Postseason: None  
Final Ranking: Not Ranked  
Lettermen Returning/Lost: 7/7  
Starters Returning/Lost: 3/2



Richard Lott

No	Player	Pos	Ht	Wt	Cl	Hometown
2	Andrew Hayles	F	6-5	195	So.	Mobile, AL
3	Tahrea Jackson	G	6-4	190	Jr.	Cameron, NC
4	Jared Howard	F	6-5	200	Fr.	Dayton, OH
5	Dustin Richmond	G	5-10	170	Sr.	Memphis, TN
15	Tremayne Mooror	F	6-6	220	Fr.	Hayneville, AL
21	Miguel Morton	C	6-10	210	Jr.	Dacula, GA
22	Deshawn Porchea	G	6-1	175	Fr.	McDonough, GA
23	Moses Edun	F	6-5	205	Sr.	Ellenwood, GA
30	Joel Bosh	F	6-6	200	Jr.	Dallas, TX
34	Kintrell Biddle	F	6-5	190	Fr.	Fayetteville, GA
40	Richard Lott	F	6-7	225	Jr.	Atlanta, GA
45	Brandon Jones	F	6-5	220	So.	Long Beach, CA
50	Jacques Leeds	F	6-8	205	Fr.	Baltimore, MD

### 2006-07 ROSTER

### MEDIA RELATIONS

Basketball SID: Kelvin Datcher  
Office Phone: 334-229-4511  
Cell Phone: 334-850-0808  
E-mail: kdatcher@alasu.edu  
SID Fax Phone: 334-262-2971  
Press Row Phone: 334-262-0159  
Athletics Website: www.bamastatesports.com

### SERIES NOTES

Series Record: Never Met  
At Starkville: Never Met  
At Montgomery: Never Met  
At Neutral Sites: Never Met  
Last Meeting: Never Met

### 2006-07 SCHEDULE

NOVEMBER	
18	at Southern Mississippi
21	at Georgia State
25	TUSKEGEE
27	TROY
30-D.1	at Price Cutter Classic
DECEMBER	
9	at Alabama
16	GEORGIA STATE
18	at Mississippi State
29-30	at Dr Pepper Classic
JANUARY	
2	JACKSON STATE
4	GRAMBLING
6	at Arkansas-Pine Bluff
8	at Mississippi Valley St.
13	at Alabama A&M
20	SOUTHERN
22	ALCORN STATE
27	at Prairie View A&M
29	at Texas Southern
FEBRUARY	
3	ARKANSAS-PINE BLUFF
5	MISSISSIPPI VALLEY ST.
10	ALABAMA A&M
17	at Southern
19	at Alcorn State
24	PRAIRIE VIEW A&M
26	TEXAS SOUTHERN
MARCH	
1	at Jackson State
3	at Grambling
7-11	at SWAC Tournament

# 2006-07 OPPONENTS



## NEW ORLEANS

THURS., DEC. 21 @ JACKSON, MS - 7 P.M. CT (CSS)

### QUICK FACTS

Nickname: Privateers  
Location: New Orleans, LA  
Enrollment: 11,446  
Colors: Royal Blue & Silver  
Conference: Sun Belt  
Arena: HP Center (1,200)  
Chancellor: Dr. Tim Ryan  
AD: James W. Miller  
Univ. Website: www.uno.edu



Buzz Williams

### COACHING STAFF


Head Coach: Buzz Williams  
School Record: First year  
Career Record: First year  
Asst. Coaches: Scott Monarch,  
Kenny Clark, Lorenzo Watkins  
Office Phone: 504-280-7025



Bo McCalebb

### 2006-07 OUTLOOK

2005-06 Record: 10-19  
2005-06 Conf. Record: 6-9  
2005-06 Conf. Finish: T-4th (West)  
Postseason: None  
Final Ranking: Not Ranked  
Lettermen Returning/Lost: 8/5  
Starters Returning/Lost: 3/2



James Parlow

### 2006-07 ROSTER

No	Player	Pos	Ht	Wt	Cl	Hometown
1	Bo McCalebb	G	6-0	180	Jr.	New Orleans, LA
2	Dusty Driggs	G	6-2	170	So.	Sharpville, IN
3	Kendrick Grayson	G	6-3	200	Jr.	New Orleans, LA
4	Andrew Coleman	G	5-9	155	Fr.	LaPlace, LA
5	Joey Barnitz	G	6-1	170	Sr.	Metairie, LA
10	James Parlow	G/F	6-3	170	Jr.	New Orleans, LA
14	Jamie McNeilly	G	6-3	175	Sr.	Toronto, Ont.
15	Jacob Manning	F	6-7	205	Sr.	Tacoma, WA
23	Eric Hipolito	G/F	6-4	200	Fr.	Phoenix, AZ
30	Asrangue Souleymane	F/C	6-9	220	Jr.	Cent. African Rep.
32	Ben Elias	C	6-10	260	Jr.	Tallahassee, FL
40	Tim Tillman	F/C	6-8	220	Sr.	Philadelphia, PA
42	Sami Badawi	F/C	6-10	210	So.	Saragossa, Spain
44	Shaun Reynolds	G	5-11	175	Jr.	Little Rock, AR

### MEDIA RELATIONS

Basketball SID: Rob Broussard  
Office Phone: 504-280-7027  
Cell Phone: 504-628-3895  
E-mail: rbrouss1@uno.edu  
SID Fax Phone: 504-280-3977  
Press Row Phone: TBA  
Athletics Website: www.unoprivateers.com

### SERIES NOTES

Series Record: Mississippi State leads, 6-1  
At Starkville: Mississippi State leads, 3-0  
At New Orleans: Mississippi State leads, 2-1  
At Neutral Sites: Mississippi State leads, 1-0  
Last Meeting: MSU, 67-59 (Nov. 30, 2005 @ Starkville)

### 2006-07 SCHEDULE

NOVEMBER	
7-8	at 2K Sports Classic
11	JACKSONVILLE STATE
14	at Tulane
19	at Florida State
22	at Lamar
25	NORTHWESTERN ST.
30	at Mississippi
DECEMBER	
9	TEXAS-TYLER
13	UL LAFAYETTE
16	NORTH TEXAS
21	Miss. State (@ Jackson)
28	at Denver
30	at Arkansas State
JANUARY	
1	TULANE
4	FLORIDA ATLANTIC
6	at Arkansas-Little Rock
11	at Louisiana-Monroe
13	MIDDLE TENNESSEE
17	at Troy
21	at Western Kentucky
25	FLA. INTERNATIONAL
FEBRUARY	
1	SOUTH ALABAMA
3	at Louisiana-Lafayette
8	at North Texas
10	DENVER
17	at Florida Atlantic
22	ARK.-LITTLE ROCK
24	LOUISIANA-MONROE
MARCH	
2-6	at SBC Tournament

## GEORGE MASON

SAT., DEC. 30 @ FAIRFAX, VA - NOON ET (CSS)

### QUICK FACTS

Nickname: Patriots  
Location: Fairfax, VA  
Enrollment: 29,728  
Colors: Green & Gold  
Conference: Colonial Athletic Assoc.  
Arena: Patriot Center (10,000)  
President: Dr. Alan G. Merten  
AD: Thomas J. O'Connor  
Univ. Website: www.gmu.edu



Jim Larranaga

### COACHING STAFF

Head Coach: Jim Larranaga  
School Record: 166-104 (9 yrs)  
Career Record: 364-275 (22 yrs)  
Asst. Coaches: Chris Caputo,  
Scott Cherry, James Johnson  
Office Phone: 703-993-3240



Will Thomas

### 2006-07 OUTLOOK

2005-06 Record: 28-7  
2005-06 Conf. Record: 15-3  
2005-06 Conf. Finish: T-1st  
Postseason: NCAA (4-1)  
Final Ranking: 8th (ESPN)  
Lettermen Returning/Lost: 9/3  
Starters Returning/Lost: 2/3



Folarin Campbell

### 2006-07 ROSTER

No	Player	Pos	Ht	Wt	Cl	Hometown
1	Andre Smith	G	6-0	185	So.	Houston, TX
2	Jordan Carter	G	6-0	175	So.	Indianapolis, IN
3	Makan Konate	G/F	6-7	215	Jr.	Bamako, Mali
5	Gabe Norwood	G/F	6-5	190	Jr.	State College, PA
12	Tim Burns	G	6-3	185	Jr.	Greenfield, MA
13	Jesus Urbina	F	6-7	235	Jr.	Barquisimeto, Ven.
23	John Vaughan	G	6-3	185	So.	Laurel, MD
24	Charles Makings	G	6-2	210	Jr.	Silver Spring, MD
32	Darryl Monroe	F	6-7	260	Jr.	Virginia Beach, VA
33	Louis Birdsong	F	6-6	235	Fr.	Baltimore, MD
34	Will Thomas	F	6-7	230	So.	Baltimore, MD
40	Chris Fleming	F	6-7	240	Fr.	Manassas, VA
42	Folarin Campbell	G/F	6-4	205	So.	Silver Spring, MD
50	Sammy Hernandez	F	6-5	230	Fr.	Jacksonville, FL

### MEDIA RELATIONS

Basketball SID: Richard Coco  
Office Phone: 703-993-3264  
Home Phone: 301-294-7914  
E-mail: rcoco@gmu.edu  
SID Fax Phone: 703-993-3259  
Press Row Phone: 703-993-3044  
Athletics Website: GoMason.com

### SERIES NOTES

Series Record: Mississippi State leads, 1-0  
At Starkville: Mississippi State leads, 1-0  
At Fairfax: Never Met  
At Neutral Sites: Never Met  
Last Meeting: MSU, 63-61 (Dec. 30, 2005 @ Starkville)

### 2006-07 SCHEDULE

NOVEMBER	
11	at Cleveland State
18	WICHITA STATE
21	at Hampton
25	at Creighton
27	FLA. INTERNATIONAL
DECEMBER	
3	Bucknell (BB&T Classic)
6	at Radford
9	at Duke
21	at Holy Cross
28	at Drexel
30	MISSISSIPPI STATE
JANUARY	
3	WILLIAM & MARY
6	at Old Dominion
8	UNC WILMINGTON
10	at Towson
13	JAMES MADISON
17	at William & Mary
20	NORTHEASTERN
24	VA. COMMONWEALTH
27	at James Madison
29	at UNC Wilmington
31	DELAWARE
FEBRUARY	
3	OLD DOMINION
7	at Va. Commonwealth
10	HOFSTRA
14	at Delaware
17	BRACKET BUSTER
21	GEORGIA STATE
24	at Northeastern
MARCH	
2-5	at CAA Tournament



# 2006-07 OPPONENTS



## MISSOURI

TUES., JAN. 2 @ COLUMBIA, MO - 7 P.M. CT (FSN/SUN)

### QUICK FACTS

Nickname: Tigers  
Location: Columbia, MO  
Enrollment: 27,985  
Colors: Old Gold & Black  
Conference: Big 12  
Arena: Mizzou Arena (15,061)  
President: Elson Floyd  
AD: Mike Alden  
Univ. Website: www.missouri.edu



Mike Anderson

### COACHING STAFF

Head Coach: Mike Anderson  
School Record: First year  
Career Record: 89-41 (4 yrs)  
Assoc. Head Coach: Melvin Watkins  
Asst. Coaches: Matt Zimmerman,  
T.J. Cleveland  
Office Phone: 573-882-3463



Marshall Brown

### 2006-07 OUTLOOK

2005-06 Record: 12-16  
2005-06 Conf. Record: 5-11  
2005-06 Conf. Finish: 11th  
Postseason: None  
Final Ranking: Not Ranked  
Lettermen Returning/Lost: 8/4  
Starters Returning/Lost: 2/3



Jason Horton

No Player	Pos	Ht	Wt	Cl	Hometown
2 Keon Lawrence	G	6-2	180	Fr.	Newark, NJ
3 Stefhon Hannah	G	6-1	175	Jr.	Chicago, IL
4 J.T. Tiller	G	6-3	190	Fr.	Marietta, GA
5 Leo Lyons	F	6-9	225	So.	Kansas City, KS
10 Nick Berardini	G	6-1	180	Jr.	Lake Forest, IL
12 Jason Horton	G	6-2	190	Jr.	Dallas, TX
13 Michael Anderson	G	5-11	170	So.	Birmingham, AL
15 Marshall Brown	F	6-6	220	Jr.	Austin, TX
23 Marcus Watkins	F	6-4	200	Sr.	Charlotte, NC
25 Glen Dandridge	F	6-6	220	Jr.	Goochland, VA
32 Vaidatos Volkus	F	6-8	220	Jr.	Panevezys, Lith.
33 Matt Lawrence	G	6-7	210	So.	St. Louis, MO
35 Darryl Butterfield	F	6-7	225	Jr.	Miami, FL
44 Kalen Grimes	C	6-9	250	Jr.	Hazelwood, MO

### MEDIA RELATIONS

Basketball SID: David Reiter  
Office Phone: 573-884-2437  
Cell Phone: 573-424-8740  
E-mail: reiterd@missouri.edu  
SID Fax Phone: 573-882-4720  
Press Row Phone: 573-882-1442  
Athletics Website: www.mutigers.com

### SERIES NOTES

Series Record: Missouri leads, 1-0  
At Starkville: Never Met  
At Columbia: Missouri leads, 1-0  
At Neutral Sites: Never Met  
Last Meeting: MU, 102-78 (Dec. 7, 1974 @ Columbia)

### 2006-07 SCHEDULE

NOVEMBER	
10	N. CAROLINA A&T
11	ARMY
12	STETSON
16	LIPSCOMB
19	DAVIDSON
25	STEPHEN F. AUSTIN
27	COPPIN STATE
30	ARKANSAS
DECEMBER	
3	EVANSVILLE
9	at Purdue
19	Illinois (@ St. Louis)
30	SOUTHERN
JANUARY	
2	MISSISSIPPI STATE
6	IOWA STATE
10	at Texas
13	KANSAS STATE
15	at Kansas
24	at Colorado
27	TEXAS TECH
31	at Kansas State
FEBRUARY	
3	NEBRASKA
7	at Iowa State
10	KANSAS
14	BAYLOR
17	at Oklahoma State
20	OKLAHOMA
24	at Nebraska
28	COLORADO
MARCH	
3	at Texas A&M
8-11	at Big 12 Tournament

## TENNESSEE

SUN., JAN. 7 @ KNOXVILLE - 1:30 OR 4 P.M. ET (LFS)

### QUICK FACTS

Nickname: Volunteers  
Location: Knoxville, TN  
Enrollment: 25,244  
Colors: Orange & White  
Conference: Southeastern (East)  
Arena: Thompson-Boling Arena  
(24,535)  
President: Dr. John Petersen  
AD: Mike Hamilton  
Univ. Website: www.utk.edu



Bruce Pearl

### COACHING STAFF

Head Coach: Bruce Pearl  
School Record: 22-8 (1 yr)  
Career Record: 339-92 (14 yrs)  
Assoc. Head Coach: Tony Jones  
Asst. Coaches: Steve Forbes,  
Jason Shay  
Office Phone: 865-974-1206



Chris Lofton

### 2006-07 OUTLOOK

2005-06 Record: 22-8  
2005-06 Conf. Record: 12-4  
2005-06 Conf. Finish: 1st (East)  
Postseason: NCAA (1-1)  
Final Ranking: 18th AP  
Lettermen Returning/Lost: 5/5  
Starters Returning/Lost: 2/3



Dane Bradshaw

No Player	Pos	Ht	Wt	Cl	Hometown
2 JaJuan Smith	G	6-2	190	Jr.	Decatur, TN
3 Marques Johnson	G	6-5	200	Fr.	Fort Wayne, IN
4 Wayne Chism	F	6-9	230	Fr.	Bolivar, TN
5 Chris Lofton	G	6-2	197	Jr.	Maysville, KY
12 Ramar Smith	G	6-2	200	Fr.	Detroit, MI
13 Tony Passley	F	6-5	195	So.	Indianapolis, IN
15 Jordan Howell	G	6-3	188	Jr.	Auburn, AL
21 Justin Jackson	G	5-11	165	So.	Fredericksburg, VA
22 Steven Pearl	F	6-5	220	Fr.	Knoxville, TN
23 Dane Bradshaw	G	6-4	200	Sr.	Memphis, TN
24 Tanner Wild	G	6-0	165	So.	Huntington, WV
25 Josh Tabb	G	6-4	190	Fr.	Carbondale, IL
30 Ben Bosse	F	6-7	190	So.	Knoxville, TN
32 Duke Crews	F	6-7	235	Fr.	Hampton, VA
34 Ryan Childress	F	6-9	250	So.	Cincinnati, OH

### MEDIA RELATIONS

Basketball SID: Craig Pinkerton  
Office Phone: 865-974-1212  
Home Phone: 865-670-1821  
E-mail: craig@tennessee.edu  
SID Fax Phone: 865-974-1269  
Press Row Phone: 865-544-0789  
Athletics Website: www.UTsports.com

### SERIES NOTES

Series Record: Tennessee leads, 71-38  
At Starkville: Mississippi State leads, 26-24  
At Knoxville: Tennessee leads, 41-9  
At Neutral Sites: Tennessee leads, 6-3  
Last Season: UT, 88-65 (Jan. 25, 2006 @ Starkville)

### 2006-07 SCHEDULE

NOVEMBER	
10	MIDDLE TENNESSEE
13-14	NIT (@Nashville, TN)
19	COPPIN STATE
22-24	NIT (@New York, NY)
27	at Louisiana-Lafayette
DECEMBER	
1	MURRAY STATE
6	MEMPHIS
16	WESTERN KENTUCKY
18	Okla. State (@Nashville)
23	TEXAS
28	TENNESSEE TECH
30	EAST TENN. STATE
JANUARY	
7	MISSISSIPPI STATE
10	at Vanderbilt
13	at Ohio State
17	at Auburn
20	SOUTH CAROLINA
24	at Mississippi
28	at Kentucky
31	GEORGIA
FEBRUARY	
3	at Florida
6	LSU
10	VANDERBILT
13	KENTUCKY
17	at South Carolina
21	ALABAMA
24	at Arkansas
27	FLORIDA
MARCH	
3	at Georgia
8-11	at SEC Tournament




# 2006-07 OPPONENTS



Ole Miss



Andy Kennedy



Dwayne Curtis



Todd Abernethy

## MISSISSIPPI

WED., JAN. 10 @ STARKVILLE - 7 P.M.; TUES., JAN. 30 @ OXFORD - 6 P.M. (ESPN)

### QUICK FACTS

Nickname: Rebels  
Location: Oxford, MS  
Enrollment: 17,325  
Colors: Red & Blue  
Conference: Southeastern (West)  
Arena: Tad Smith Coliseum (8,700)  
Chancellor: Dr. Robert C. Khayat  
AD: Pete Boone  
Univ. Website: www.olemiss.edu

### COACHING STAFF

Head Coach: Andy Kennedy  
School Record: First year  
Career Record: 21-13 (1 yr)  
Asst. Coaches: Michael White,  
Owen Miller, Torrey Ward  
Office Phone: 662-915-7534

### 2006-07 OUTLOOK

2005-06 Record: 14-16  
2005-06 Conf. Record: 4-12  
2005-06 Conf. Finish: T-5th (West)  
Postseason: None  
Final Ranking: Not Ranked  
Lettermen Returning/Lost: 9/4  
Starters Returning/Lost: 4/1

### 2006-07 ROSTER

No	Player	Pos	Ht	Wt	Cl	Hometown
1	Rodney Jones	G	6-3	190	Fr.	Alexandria, LA
3	Brian Smith	G	5-11	170	Jr.	Lexington, KY
10	Todd Abernethy	G	6-1	190	Sr.	Carmel, IN
12	Clarence Sanders	G	6-1	180	Sr.	Phenix City, AL
14	Eniel Polynice	G	6-5	200	Fr.	Sarasota, FL
20	Bam Doyne	G	6-4	180	Sr.	Little Rock, AR
21	Xavier Hansbro	F	6-9	230	So.	Trezevant, TN
22	Patrick Spach	G	6-1	165	So.	Memphis, TN
23	Andy Ogide	F	6-8	225	Fr.	Dallas, GA
24	Justin Cerasoli	G	6-5	185	So.	Chicago, IL
25	Trey Hampton	F	6-8	225	So.	Hoover, AL
32	Jermey Parnell	F/C	6-8	245	Jr.	Gosnell, AR
44	Dwayne Curtis	C	6-8	280	Jr.	Chicago, IL
50	Kenny Williams	F	6-8	240	Jr.	Miami, FL

### MEDIA RELATIONS

Basketball SID: Kyle Campbell  
Office Phone: 662-915-7522, 7544  
Home Phone: 662-816-7544  
E-mail: ekcampbe@olemiss.edu  
SID Fax Phone: 662-915-7006  
Press Row Phone: 662-236-1931  
Athletics Website: www.OleMissSports.com

### SERIES NOTES

Series Record: Mississippi State leads, 131-102  
At Starkville: Mississippi State leads, 86-23  
At Oxford: Mississippi leads, 75-40  
At Neutral Sites: Mississippi State leads, 5-4  
Last Season: UM, 75-65 @ Oxford; MSU, 84-55 @ Starkville

### 2006-07 SCHEDULE

NOVEMBER	
10	MISSISSIPPI VALLEY ST.
14	LOUISIANA-LAFAYETTE
17-19	at Hispanic Col. Fund Cl.
22	TENNESSEE TECH
24	NICHOLLS STATE
30	NEW ORLEANS
DECEMBER	
9	at Memphis
12	LOUISIANA-MONROE
16	at South Alabama
19	UIC
22	ALABAMA A&M
30	at Saint Louis
JANUARY	
6	KENTUCKY
10	at Mississippi State
13	ARKANSAS
17	at LSU
20	at Florida
24	TENNESSEE
27	at Vanderbilt
30	MISSISSIPPI STATE
FEBRUARY	
3	at Auburn
10	ALABAMA
14	LSU
17	at Arkansas
21	GEORGIA
24	at South Carolina
28	at Alabama
MARCH	
3	AUBURN
8-11	at SEC Tournament

## KENTUCKY

SAT., JAN. 13 @ LEXINGTON - 7 P.M. ET (FSN/SUN)



Tubby Smith



Randolph Morris



Bobby Perry

### QUICK FACTS

Nickname: Wildcats  
Location: Lexington, KY  
Enrollment: 26,682  
Colors: Blue & White  
Conference: Southeastern (East)  
Arena: Rupp Arena (23,000)  
President: Dr. Lee Todd  
AD: Mitch Barnhart  
Univ. Website: www.uky.edu

### COACHING STAFF

Head Coach: Tubby Smith  
School Record: 241-71 (9 yrs)  
Career Record: 356-133 (15 yrs)  
Assoc. Head Coach: David Hobbs  
Asst. Coaches: Reggie Hanson,  
Scott Rigot  
Office Phone: 859-257-1916

### 2006-07 OUTLOOK

2005-06 Record: 22-13  
2005-06 Conf. Record: 9-7  
2005-06 Conf. Finish: 3rd (East)  
Postseason: NCAA (1-1)  
Final Ranking: Not Ranked  
Lettermen Returning/Lost: 4/5  
Starters Returning/Lost: 3/2

### 2006-07 ROSTER

No	Player	Pos	Ht	Wt	Cl	Hometown
1	Michael Porter	G	6-2	180	Fr.	Modesto, CA
3	Ramel Bradley	G	6-2	176	Jr.	New York, NY
5	Derrick Jasper	G	6-6	213	Fr.	Paso Robles, CA
10	Lukasz Obrzut	C	7-1	265	Sr.	Gliwice, Poland
13	Bobby Perry	F	6-8	215	Sr.	Durham, NC
20	Jodie Meeks	G	6-5	206	Fr.	Norcross, GA
21	Perry Stevenson	F	6-9	178	Fr.	Lafayette, LA
23	Sheray Thomas	F	6-8	236	Sr.	Montreal, Que.
32	Joe Crawford	G	6-5	211	Jr.	Detroit, MI
33	Randolph Morris	F/C	6-11	259	Jr.	Atlanta, GA
42	Mark Coury	F	6-9	239	Fr.	W. Bloomfield, MI
43	Jared Carter	C	7-2	250	So.	Georgetown, KY

### MEDIA RELATIONS

Basketball SID: Scott Stricklin  
Office Phone: 859-257-3838  
Home Phone: 859-266-9910  
E-mail: stricklin@uky.edu  
SID Fax Phone: 859-323-4310  
Press Row Phone: 859-252-3602  
Athletics Website: www.ukathletics.com

### SERIES NOTES

Series Record: Kentucky leads, 83-17  
At Starkville: Kentucky leads, 30-11  
At Lexington: Kentucky leads, 42-4  
At Neutral Sites: Kentucky leads, 11-2  
Last Season: UK, 81-66 (Feb. 1, 2006 @ Starkville)

### 2006-07 SCHEDULE

NOVEMBER	
15	MIAMI (OHIO)
17	MISS. VALLEY STATE
20-22	at Maui Invitational
28	COL. OF CHARLESTON
DECEMBER	
2	at North Carolina
5	Chattanooga (@ L'ville)
9	INDIANA
16	at Louisville
19	SANTA CLARA
22	MASSACHUSETTS
29	EASTERN KENTUCKY
JANUARY	
3	HOUSTON
6	at Mississippi
10	AUBURN
13	MISSISSIPPI STATE
16	at South Carolina
20	VANDERBILT
24	at Georgia
28	TENNESSEE
FEBRUARY	
3	at Arkansas
7	SOUTH CAROLINA
10	FLORIDA
13	at Tennessee
17	at Alabama
20	LSU
25	at Vanderbilt
28	GEORGIA
MARCH	
4	at Florida
8-11	at SEC Tournament



# 2006-07 OPPONENTS



## AUBURN

SAT., JAN. 20 @ STARKVILLE - 2 P.M.; SAT., FEB. 10 @ AUBURN - 1 P.M.

### QUICK FACTS


Nickname: Tigers  
Location: Auburn, AL  
Enrollment: 22,928  
Colors: Orange & Blue  
Conference: Southeastern (West)  
Arena: Beard-Eaves-Memorial Col.  
(10,500)  
President: Dr. Ed Richardson  
AD: Jay Jacobs  
Univ. Website: www.auburn.edu



Jeff Lebo

### COACHING STAFF


Head Coach: Jeff Lebo  
School Record: 26-33 (2 yrs)  
Career Record: 141-96 (8 yrs)  
Assoc. Head Coach: John Cooper  
Asst. Coaches: Brandon Johnson,  
Dave Lebo  
Office Phone: 334-844-9760



Frank Tolbert

### 2006-07 OUTLOOK

2005-06 Record: 12-16  
2005-06 Conf. Record: 4-12  
2005-06 Conf. Finish: T-5th (West)  
Postseason: None  
Final Ranking: Not Ranked  
Lettermen Returning/Lost: 6/6  
Starters Returning/Lost: 5/1



Korvotney Barber

### 2006-07 ROSTER

No	Player	Pos	Ht	Wt	Cl	Hometown
1	Frank Tolbert	G	6-3	210	Jr.	River Falls, AL
2	Archie Miaway	G	6-4	202	Jr.	Norcross, GA
3	Josh Dollard	F	6-7	225	So.	Hemingway, SC
4	Lucas Hargrove	F	6-6	185	Fr.	Pontiac, SC
5	Kelvin Lewis	G	6-4	175	Fr.	Fort Worth, TX
10	Larry Williams Jr.	G	6-2	160	Fr.	Birmingham, AL
12	DeWayne Reed	G	6-1	175	Fr.	Houston, TX
13	Matt Heramb	F	6-9	210	Fr.	Douglasville, GA
14	Drew Smith	G	6-0	160	So.	Trussville, AL
15	Brett Howell	G	6-1	175	Sr.	Auburn, AL
21	Rasheem Barrett	G	6-5	220	So.	Atlanta, GA
23	Quantez Robertson	G	6-3	190	So.	Cincinnati, OH
24	Quan Prowell	F	6-8	210	Jr.	Columbus, GA
32	Korvotney Barber	F	6-7	220	So.	Manchester, GA
35	Ryan Brooks	F	6-6	215	Fr.	Dothan, AL

### MEDIA RELATIONS

Basketball SID: Chuck Gallina  
Office Phone: 334-844-9800  
Home Phone: 334-502-0929  
E-mail: gallica@auburn.edu  
SID Fax Phone: 334-844-9807  
Press Row Phone: 334-844-1933, 1935  
Athletics Website: www.auburntigers.com

### SERIES NOTES

Series Record: Auburn leads, 67-58  
At Starkville: Mississippi State leads, 35-24  
At Auburn: Auburn leads, 40-20  
At Neutral Sites: Tied, 3-3  
Last Season: MSU, 71-53 @ Starkville; AU, 75-71 @ Auburn

### 2006-07 SCHEDULE

NOVEMBER	
10	TROY
17	WINSTON-SALEM ST.
19	EAST TENNESSEE ST.
21	MILES COLLEGE
24-25	at South Padre Isl. Inv.
28	NICHOLLS STATE
30	LOUISIANA-MONROE
DECEMBER	
3	PITTSBURGH
6	SOUTH ALABAMA
16	WOFFORD
19	TENNESSEE STATE
22	TEXAS A&M
30	CHAS. SOUTHERN
JANUARY	
2	at Southern Mississippi
6	VANDERBILT
10	at Kentucky
13	at LSU
17	TENNESSEE
20	at Mississippi State
23	ALABAMA
27	FLORIDA
31	at South Carolina
FEBRUARY	
3	MISSISSIPPI
7	at Arkansas
10	MISSISSIPPI STATE
17	at Georgia
21	ARKANSAS
24	at Alabama
28	LSU
MARCH	
3	at Mississippi
8-11	at SEC Tournament

## FLORIDA

WED., JAN. 24 @ STARKVILLE - 8 P.M. CT (LFS)

### QUICK FACTS

Nickname: Gators  
Location: Gainesville, FL  
Enrollment: 48,373  
Colors: Orange & Blue  
Conference: Southeastern (East)  
Arena: O'Connell Center (12,000)  
President: Dr. J. Bernard Machen  
AD: Jeremy Foley  
Univ. Website: www.ufl.edu



Billy Donovan

### COACHING STAFF

Head Coach: Billy Donovan  
School Record: 226-98 (10 yrs)  
Career Record: 261-118 (12 yrs)  
Assoc. Head Coach: Donnie Jones  
Asst. Coaches: Lewis Preston,  
Larry Shyatt  
Office Phone: 352-375-4683 x4285



Taurean Green

### 2006-07 OUTLOOK

2005-06 Record: 33-6  
2005-06 Conf. Record: 10-6  
2005-06 Conf. Finish: 2nd (East)  
Postseason: NCAA Champs (6-0)  
Final Ranking: 1st (ESPN)  
Lettermen Returning/Lost: 10/2  
Starters Returning/Lost: 5/0



Al Horford

### 2006-07 ROSTER

No	Player	Pos	Ht	Wt	Cl	Hometown
1	Brett Swanson	G	6-2	180	Sr.	Pace, FL
2	Corey Brewer	F	6-9	185	Jr.	Portland, TN
3	Brandon Powell	G	6-3	187	Fr.	Memphis, TN
11	Taurean Green	G	6-0	177	Jr.	Ft. Lauderdale, FL
12	Lee Humphrey	G	6-2	192	Sr.	Maryville, TN
13	Joakim Noah	F/C	6-11	232	Jr.	New York, NY
15	Walter Hodge	G	6-0	170	So.	Guaynabo, P.R.
21	Dan Werner	F	6-7	235	Fr.	Middletown, NJ
22	Jack Berry	G	6-6	215	Jr.	Windermere, FL
23	Jonathan Mitchell	F	6-7	243	Fr.	Mount Vernon, NY
25	Garrett Tyler	G/F	6-7	200	Jr.	Palm Harbor, FL
32	Chris Richard	F/C	6-9	255	Sr.	Lakeland, FL
34	Marreese Speights	F/C	6-10	250	Fr.	St. Petersburg, FL
42	Al Horford	F/C	6-10	245	Jr.	Puerto Plata, D.R.

### MEDIA RELATIONS

Basketball SID: Fred Demarest  
Office Phone: 352-375-4683 x6100, 6119  
Home Phone: 352-316-5839  
E-mail: fredd@gators.uaa.ufl.edu  
SID Fax Phone: 352-375-4809  
Press Row Phone: 352-371-0281  
Athletics Website: www.gatorzone.com

### SERIES NOTES

Series Record: Florida leads, 55-45  
At Starkville: Mississippi State leads, 31-18  
At Gainesville: Florida leads, 35-12  
At Neutral Sites: Tied, 2-2  
Last Season: UF, 75-60 (Jan. 11, 2006 @ Gainesville)

### 2006-07 SCHEDULE

NOVEMBER	
10	SAMFORD
14	NORTH FLORIDA
16	JACKSONVILLE
18	CHATTANOOGA
21	PRAIRIE VIEW A&M
24-25	at Las Vegas Invit.
28	SOUTHERN UNIV.
DECEMBER	
3	at Florida State
6	PROVIDENCE
17	Florida A&M (@Tampa)
20	STETSON
23	OHIO STATE
30	UAB (@Sunrise, FL)
JANUARY	
2	LIBERTY
6	GEORGIA
9	ARKANSAS
13	at South Carolina
20	MISSISSIPPI
24	at Mississippi State
27	at Auburn
31	VANDERBILT
FEBRUARY	
3	TENNESSEE
7	at Georgia
10	at Kentucky
14	ALABAMA
17	at Vanderbilt
21	SOUTH CAROLINA
24	at LSU
27	at Tennessee
MARCH	
4	KENTUCKY
8-11	at SEC Tournament

# 2006-07 OPPONENTS



## SOUTH CAROLINA

SAT., JAN. 27 @ STARKVILLE - 6 P.M. CT (FSN/SUN)

### QUICK FACTS

Nickname: Gamecocks  
Location: Columbia, SC  
Enrollment: 27,065  
Colors: Garnet & Black  
Conference: Southeastern (East)  
Arena: Colonial Center (18,000)  
President: Dr. Andrew Sorensen  
AD: Eric Hyman  
Univ. Website: www.sc.edu



Dave Odom

### COACHING STAFF


Head Coach: Dave Odom  
School Record: 100-70 (5 yrs)  
Career Record: 378-244 (20 yrs)  
Asst. Coaches: Rick Duckett,  
Ken Potosnak, Barry Sanderson  
Office Phone: 803-777-4198



Tré Kelley

### 2006-07 OUTLOOK

2005-06 Record: 23-15  
2005-06 Conf. Record: 6-10  
2005-06 Conf. Finish: 5th (East)  
Postseason: NIT Champs (5-0)  
Final Ranking: Not Ranked  
Lettermen Returning/Lost: 7/6  
Starters Returning/Lost: 2/3



Brandon Wallace

No	Player	Pos	Ht	Wt	Cl	Hometown
1	Tré Kelley	G	6-0	188	Sr.	Washington, D.C.
4	Bryce Sheldon	G/F	6-4	196	Sr.	Anaheim, CA
5	Brandis Raley-Ross	G	6-3	180	Fr.	Gastonia, NC
21	Dominique Archie	F	6-7	208	Fr.	Augusta, GA
23	Dwayne Day	G/F	6-6	189	Jr.	Mount Vernon, GA
24	Ousmane Konate	F/C	6-10	270	Jr.	Pikine, Senegal
31	Evaldas Baniulis	F	6-7	209	Fr.	Vilnius, Lithuania
32	David Chambers	F	6-5	215	Fr.	Raleigh, NC
33	Brandon Wallace	F	6-9	203	Sr.	Jackson, SC
51	Mitchell Carter	C	6-11	250	Fr.	Milwaukee, WI

### MEDIA RELATIONS

Basketball SID: Michelle Schmitt  
Office Phone: 803-777-7872  
Home Phone: 803-463-0359  
E-mail: mschmitt@gwm.sc.edu  
SID Fax Phone: 803-777-2967  
Press Row Phone: 803-777-6182  
Athletics Website: www.uscsports.com

### SERIES NOTES

Series Record: Mississippi State leads, 10-7  
At Starkville: Mississippi State leads, 6-1  
At Columbia: Tied, 4-4  
At Neutral Sites: South Carolina leads, 2-0  
Last Season: USC, 83-61 @ Columbia; USC, 59-44 @ Nashville

### 2006-07 SCHEDULE

NOVEMBER	
10	SOUTH CAROLINA ST.
14	at UC Irvine
16	at Southern California
19	LIPSCOMB
27	at The Citadel
DECEMBER	
2	CLEMSON
5	COL. OF CHARLESTON
9	at Baylor
20	PRINCETON
28	UNC ASHEVILLE
29	JACKSONVILLE
JANUARY	
3	WESTERN CAROLINA
7	KANSAS
10	at Georgia
13	FLORIDA
16	KENTUCKY
20	at Tennessee
24	ARKANSAS
27	at Mississippi State
31	AUBURN
FEBRUARY	
3	at Alabama
7	at Kentucky
10	GEORGIA
14	at Vanderbilt
17	TENNESSEE
21	at Florida
24	MISSISSIPPI
28	VANDERBILT
MARCH	
3	at LSU
8-11	at SEC Tournament



## LSU

SAT., FEB. 3 @ STARKVILLE - 4 P.M. (FSN/SUN); SAT., FEB. 17 @ BATON ROUGE - 2 P.M. (LFS)

### QUICK FACTS

Nickname: Tigers  
Location: Baton Rouge, LA  
Enrollment: 31,582  
Colors: Purple & Gold  
Conference: Southeastern (West)  
Arena: Maravich Assembly Center  
(13,472)  
Chancellor: Sean O'Keefe  
AD: Skip Bertman  
Univ. Website: www.lsu.edu



John Brady

### COACHING STAFF


Head Coach: John Brady  
School Record: 167-111 (9 yrs)  
Career Record: 256-188 (15 yrs)  
Assoc. Head Coach: Butch Pierre  
Asst. Coaches: Nikita Johnson,  
John Treloar  
Office Phone: 225-578-8217



Glen Davis

### 2006-07 OUTLOOK

2005-06 Record: 27-9  
2005-06 Conf. Record: 14-2  
2005-06 Conf. Finish: 1st (West)  
Postseason: NCAA (4-1)  
Final Ranking: 3rd (ESPN)  
Lettermen Returning/Lost: 8/2  
Starters Returning/Lost: 4/2



Tasmin Mitchell

No	Player	Pos	Ht	Wt	Cl	Hometown
0	Glen Davis	F	6-9	285	Jr.	Baton Rouge, LA
1	Tasmin Mitchell	F	6-7	224	So.	Denham Spr., LA
2	Dameon Mason	G/F	6-6	183	Jr.	Kansas City, MO
3	"Tack" Minor	G	6-0	196	Jr.	Houston, TX
4	Ben Voogd	G	6-1	165	So.	Florence, OR
13	Terry Martin	G	6-6	196	So.	Monroe, LA
14	Garrett Temple	G	6-5	190	So.	Baton Rouge, LA
15	Magnum Rolle	F	6-10	205	So.	Freeport, Bahamas
21	Chris Johnson	C	6-11	183	So.	Washington, D.C.
30	Alex Farrer	G/F	6-5	198	Fr.	Phoenix, AZ
35	Darnell Lazare	F	6-8	228	Sr.	Baton Rouge, LA

### MEDIA RELATIONS

Basketball SID: C. Kent Lowe  
Office Phone: 225-578-8226, 1864  
Home Phone: 225-761-1734  
E-mail: clowe@lsu.edu  
SID Fax Phone: 225-578-1861  
Press Row Phone: 225-578-8226  
Athletics Website: www.LSUsports.net

### SERIES NOTES

Series Record: LSU leads, 101-88  
At Starkville: Mississippi State leads, 54-35  
At Baton Rouge: LSU leads, 63-31  
At Neutral Sites: Tied, 3-3  
Last Season: LSU, 71-57 @ Starkville; LSU, 72-59 @ Baton Rouge

### 2006-07 SCHEDULE

NOVEMBER	
17	NICHOLLS STATE
19	LOUISIANA-MONROE
25	WICHITA STATE
29	MCNEESE STATE
DECEMBER	
2	at Tulane
5	TEXAS A&M
10	Texas (@ Houston)
17	at Oregon State
20	at Washington
23	LOUISIANA TECH
27	WRIGHT STATE
28	MISSISSIPPI VALLEY ST.
29	SAMFORD
JANUARY	
6	CONNECTICUT
9	at Alabama
13	AUBURN
17	MISSISSIPPI
20	at Arkansas
24	VANDERBILT
28	at Georgia
31	ALABAMA
FEBRUARY	
3	at Mississippi State
6	at Tennessee
10	ARKANSAS
14	at Mississippi
17	MISSISSIPPI STATE
20	at Kentucky
24	FLORIDA
28	at Auburn
MARCH	
3	SOUTH CAROLINA
8-11	at SEC Tournament



# 2006-07 OPPONENTS



## ALABAMA

WED., FEB. 7 @ TUSCALOOSA - 7 P.M.; SUN., MARCH 4 @ STARKVILLE - 1 P.M. (LFS)

### QUICK FACTS


Nickname: Crimson Tide  
Location: Tuscaloosa, AL  
Enrollment: 20,969  
Colors: Crimson & White  
Conference: Southeastern (West)  
Arena: Coleman Coliseum (15,316)  
President: Dr. Robert E. Witt  
AD: Mal Moore  
Univ. Website: www.ua.edu



Mark Gottfried

### COACHING STAFF


Head Coach: Mark Gottfried  
School Record: 160-96 (8 yrs)  
Career Record: 228-120 (11 yrs)  
Asst. Coaches: Philip Pearson,  
Tom Asbury, James Holland  
Office Phone: 205-348-4551



Jermareo Davidson

### 2006-07 OUTLOOK

2005-06 Record: 18-13  
2005-06 Conf. Record: 10-6  
2005-06 Conf. Finish: 2nd (West)  
Postseason: NCAA (1-1)  
Final Ranking: Not Ranked  
Lettermen Returning/Lost: 5/3  
Starters Returning/Lost: 4/1



Ronald Steele

### No Player

No Player	Pos	Ht	Wt	Cl	Hometown
1 Mykal Riley	F	6-6	185	Jr.	Pine Bluff, AR
2 Mikhail Torrance	G	6-4	185	Fr.	Semmes, AL
3 Justin Tubbs	G	6-2	175	Fr.	Trussville, AL
4 Brandon Hollinger	G	5-11	170	So.	Mobile, AL
12 Alonzo Gee	F	6-6	215	So.	Palm Beach, FL
15 Verice Cloyd	G	6-3	185	Fr.	Mendenhall, MS
20 Greg Cage	F	6-5	200	Fr.	Indianapolis, IN
22 Ronald Steele	G	6-3	185	Jr.	Birmingham, AL
23 Demetrius Jemison	F	6-7	225	Fr.	Birmingham, AL
24 Avery Jukes	F	6-8	210	Fr.	Snellville, GA
33 Jermareo Davidson	F	6-10	220	Sr.	Atlanta, GA
34 Yamene Coleman	C	6-9	230	Fr.	Boykin, AL
35 Richard Hendrix	F	6-8	265	So.	Athens, AL
44 John Dill	F	6-8	250	Jr.	Florence, AL

### MEDIA RELATIONS

Basketball SID: Becky Hopf  
Office Phone: 205-348-6084  
Home Phone: 205-343-9055  
E-mail: bhopf@ia.ua.edu  
SID Fax Phone: 205-348-8841  
Press Row Phone: 205-348-6084  
Athletics Website: www.rolltide.com

### SERIES NOTES

Series Record: Alabama leads, 109-66  
At Starkville: Mississippi State leads, 51-34  
At Tuscaloosa: Alabama leads, 69-13  
At Neutral Sites: Alabama leads, 6-2  
Last Season: UA, 65-59 @ Tuscaloosa; MSU, 71-58 @ Starkville

### 2006-07 ROSTER

### 2006-07 SCHEDULE

NOVEMBER	
10	JACKSON STATE
17-20	at Paradise Jam
25	TEXAS SOUTHERN
28	LOUISIANA-MONROE
DECEMBER	
2	TENNESSEE STATE
7	at Notre Dame
9	ALABAMA STATE
16	Southern Miss (@Mobile)
20	at North Carolina State
23	COPPIN STATE
29	LIPSCOMB
JANUARY	
1	OKLAHOMA
6	at Arkansas
9	LSU
17	at Vanderbilt
20	GEORGIA
23	at Auburn
27	ARKANSAS
31	at LSU
FEBRUARY	
3	SOUTH CAROLINA
7	MISSISSIPPI STATE
10	at Mississippi
14	at Florida
17	KENTUCKY
21	at Tennessee
24	AUBURN
28	MISSISSIPPI
MARCH	
4	at Mississippi State
8-11	at SEC Tournament

## ARKANSAS

WED., FEB. 14 @ STARKVILLE - 7 P.M.; WED., FEB. 28 @ FAYETTEVILLE - 7 P.M. (LFS)

### QUICK FACTS

Nickname: Razorbacks  
Location: Fayetteville, AR  
Enrollment: 17,938  
Colors: Cardinal & White  
Conference: Southeastern (West)  
Arena: Bud Walton Arena (19,200)  
Chancellor: Dr. John White  
AD: Frank Broyles  
Univ. Website: www.uark.edu



Stan Heath

### COACHING STAFF

Head Coach: Stan Heath  
School Record: 61-57 (4 yrs)  
Career Record: 91-63 (5 yrs)  
Asst. Coaches: Glynn Cyprien,  
Dan Hipsher, Oronde Taliaferro  
Office Phone: 479-575-6389



Charles Thomas

### 2006-07 OUTLOOK

2005-06 Record: 22-10  
2005-06 Conf. Record: 10-6  
2005-06 Conf. Finish: T-2nd (West)  
Postseason: NCAA (0-1)  
Final Ranking: Not Ranked  
Lettermen Returning/Lost: 7/5  
Starters Returning/Lost: 2/3



Steven Hill

### No Player

No Player	Pos	Ht	Wt	Cl	Hometown
0 Gary Ervin	G	5-11	176	Jr.	Brooklyn, NY
1 Cyrus McGowan	F/C	6-9	236	So.	Meridian, MS
2 Stefan Welsh	G	6-2	180	Fr.	Newport News, VA
3 Charles Thomas	F	6-8	235	Jr.	Jackson, MS
5 Darian Townes	F/C	6-10	254	Jr.	Alexandria, VA
13 Sonny Weems	F	6-6	201	Jr.	W. Memphis, AR
14 Sean McCurdy	G	6-1	186	So.	Westport, CT
15 Michael Washington	F/C	6-10	229	Fr.	McGehee, AR
21 Patrick Beverley	G	6-1	172	Fr.	Chicago, IL
22 Preston Cranford	G	6-7	214	Jr.	Heber Springs, AR
33 Vincent Hunter	F	6-10	225	Jr.	Little Rock, AR
51 Steven Hill	F/C	7-0	250	Jr.	Branson, MO

### MEDIA RELATIONS

Basketball SID: Robby Edwards  
Office Phone: 479-575-2751  
Home Phone: 479-846-4331  
E-mail: robbye@uark.edu  
SID Fax Phone: 479-575-7481  
Press Row Phone: 479-575-6622  
Athletics Website: www.hogwired.com

### SERIES NOTES

Series Record: Arkansas leads, 23-17  
At Starkville: Mississippi State leads, 13-5  
At Fayetteville: Arkansas leads, 14-3  
At Neutral Sites: Arkansas leads, 4-1  
Last Season: MSU, 69-67 @ Starkville; UA, 80-70 @ Fayetteville

### 2006-07 ROSTER

### 2006-07 SCHEDULE

NOVEMBER	
10	SE MISSOURI STATE
18	STEPHEN F. AUSTIN
23-26	at Old Spice Classic
30	at Missouri
DECEMBER	
2	MO.-KANSAS CITY
5	CENTRAL MICHIGAN
14	OAKLAND
16	Texas Tech (@ NLR)
20	at Texas
22	ORAL ROBERTS
30	LOUISIANA TECH
JANUARY	
2	TULSA
6	ALABAMA
9	at Florida
13	at Mississippi
17	GEORGIA
20	LSU
24	at South Carolina
27	at Alabama
FEBRUARY	
3	KENTUCKY
7	AUBURN
10	at LSU
14	at Mississippi State
17	MISSISSIPPI
21	at Auburn
24	TENNESSEE
28	MISSISSIPPI STATE
MARCH	
3	at Vanderbilt
8-11	at SEC Tournament

# 2006-07 OPPONENTS



## VANDERBILT

WED., FEB. 21 @ STARKVILLE - 7 P.M. CT




Kevin Stallings

### QUICK FACTS

Nickname: Commodores  
Location: Nashville, TN  
Enrollment: 6,402  
Colors: Black & Gold  
Conference: Southeastern (East)  
Arena: Memorial Gym (14,316)  
Chancellor: Gordon Gee  
Univ. Website: www.vanderbilt.edu

### COACHING STAFF

Head Coach: Kevin Stallings  
School Record: 122-96 (7 yrs)  
Career Record: 245-159 (13 yrs)  
Asst. Coaches: Brad Frederick,  
Dan Muller, King Rice  
Office Phone: 615-322-6530



Shan Foster

### 2006-07 OUTLOOK

2005-06 Record: 17-13  
2005-06 Conf. Record: 7-9  
2005-06 Conf. Finish: 4th (East)  
Postseason: NIT (0-1)  
Final Ranking: Not Ranked  
Lettermen Returning/Lost: 7/5  
Starters Returning/Lost: 3/2



Derrick Byars

### 2006-07 ROSTER

No Player	Pos	Ht	Wt	Cl	Hometown
0 Jermaine Beal	G	6-3	207	Fr.	DeSoto, TX
3 Alex Gordon	G	5-11	164	So.	Pensacola, FL
4 Derrick Byars	G/F	6-7	230	Jr.	Memphis, TN
11 Alan Metcalfe	F	6-9	265	So.	St. Helens, Eng.
14 Aubrey Hammond	G	6-4	187	So.	Charlottesville, VA
20 Dan Cage	G	6-5	215	Jr.	Indianapolis, IN
31 JeJuan Brown	F	6-7	226	Fr.	Biloxi, MS
32 Shan Foster	G/F	6-6	200	So.	Kenner, LA
34 George Drake	G	6-4	213	Fr.	Calera, AL
41 Ross Neltner	F	6-9	247	Jr.	Fort Thomas, KY
54 Ted Skuchas	C	6-11	242	Jr.	Audubon, PA

### MEDIA RELATIONS

Basketball SID: Andre Foushee  
Office Phone: 615-322-4121, 343-1847  
Home Phone: 615-268-5534  
E-mail: andre.foushee@vanderbilt.edu  
SID Fax Phone: 615-343-7064  
Press Row Phone: 615-320-0436  
Athletics Website: www.VUCommodores.com

### SERIES NOTES

Series Record: Vanderbilt leads, 70-41  
At Starkville: Mississippi State leads, 29-21  
At Nashville: Vanderbilt leads, 42-8  
At Neutral Sites: Vanderbilt leads, 7-4  
Last Season: VU, 80-52 (Jan. 21, 2006 @ Nashville)

### 2006-07 SCHEDULE

#### NOVEMBER

- 15 GEORGETOWN
- 21 at Wake Forest
- 25 ELON
- 28 FURMAN

#### DECEMBER

- 2 TOLEDO
- 5 EAST TENNESSEE ST.
- 7 LIPSCOMB
- 9 GEORGIA TECH
- 16 NICHOLLS STATE
- 19-21 at San Juan Shootout
- 29 ALABAMA A&M

#### JANUARY

- 2 at Rice
- 6 at Auburn
- 10 TENNESSEE
- 13 at Georgia
- 17 ALABAMA
- 20 at Kentucky
- 24 at LSU
- 27 MISSISSIPPI
- 31 at Florida

#### FEBRUARY

- 3 GEORGIA
- 10 at Tennessee
- 14 SOUTH CAROLINA
- 17 FLORIDA
- 21 at Mississippi State
- 25 KENTUCKY
- 28 at South Carolina

#### MARCH

- 3 ARKANSAS
- 8-11 at SEC Tournament

## GEORGIA

SAT., FEB. 24 @ ATHENS - 1 P.M. ET (LFS)



### QUICK FACTS

Nickname: Bulldogs  
Location: Athens, GA  
Enrollment: 33,878  
Colors: Red & Black  
Conference: Southeastern (East)  
Arena: Stegeman Coliseum (10,523)  
President: Dr. Michael Adams  
AD: Damon Evans  
Univ. Website: www.uga.edu



Dennis Felton

### COACHING STAFF

Head Coach: Dennis Felton  
School Record: 39-49 (3 yrs)  
Career Record: 139-103 (8 yrs)  
Assoc. Head Coach: Pete Herrmann  
Asst. Coaches: Mike Jones,  
Desmond Oliver  
Office Phone: 706-542-1432



Levi Stukes

### 2006-07 OUTLOOK

2005-06 Record: 15-15  
2005-06 Conf. Record: 5-11  
2005-06 Conf. Finish: 6th (East)  
Postseason: None  
Final Ranking: Not Ranked  
Lettermen Returning/Lost: 10/5  
Starters Returning/Lost: 5/0



Sundiata Gaines

### 2006-07 ROSTER

No Player	Pos	Ht	Wt	Cl	Hometown
2 Sundiata Gaines	G	6-1	200	Jr.	Jamaica, NY
14 Levi Stukes	G	6-2	200	Sr.	Randallstown, MD
15 Steve Newman	F	6-9	230	Sr.	Orlando, FL
23 Corey Butler	G	6-3	178	So.	Decatur, GA
25 Channing Toney	G	6-4	205	Jr.	Snellville, GA
30 Terrance Woodbury	G/F	6-6	205	So.	Virginia Beach, VA
31 Billy Humphrey	G	6-2	175	So.	Dacula, GA
33 Mike Mercer	G	6-4	185	So.	Snellville, GA
34 Albert Jackson	F/C	6-10	250	Fr.	Earlington, KY
42 Takais Brown	F	6-8	245	Jr.	Flint, MI
44 Dave Bliss	C	6-10	255	Jr.	Wausau, WI
45 Rashaad Singleton	C	7-0	250	So.	Campbellton, FL

### MEDIA RELATIONS

Basketball SID: Tim Hix  
Office Phone: 706-542-1621  
Home Phone: 770-513-0840  
E-mail: thix@sports.uga.edu  
SID Fax Phone: 706-542-7993  
Press Row Phone: 706-542-8052  
Athletics Website: www.georgiadogs.com

### SERIES NOTES

Series Record: Mississippi State leads, 48-47  
At Starkville: Mississippi State leads, 29-14  
At Athens: Georgia leads, 25-17  
At Neutral Sites: Georgia leads, 8-2  
Last Season: MSU, 83-68 (Feb. 25, 2006 @ Starkville)

### 2006-07 SCHEDULE

#### NOVEMBER

- 10 SOUTHERN
- 14 WESTERN KENTUCKY
- 18 VALDOSTA STATE
- 21 SOUTH CAROLINA ST.
- 24 ALABAMA A&M

#### DECEMBER

- 2 at Wake Forest
- 5 GARDNER-WEBB
- 9 KENNESAW STATE
- 16 Gonzaga (@Duluth, GA)
- 19 JACKSONVILLE
- 22 at Georgia Tech
- 28 at Clemson
- 31 WISCONSIN

#### JANUARY

- 6 at Florida
- 10 SOUTH CAROLINA
- 13 VANDERBILT
- 17 at Arkansas
- 20 at Alabama
- 24 KENTUCKY
- 28 LSU
- 31 at Tennessee

#### FEBRUARY

- 3 at Vanderbilt
- 7 FLORIDA
- 10 at South Carolina
- 17 AUBURN
- 21 at Mississippi
- 24 MISSISSIPPI STATE
- 28 at Kentucky

#### MARCH

- 3 TENNESSEE
- 8-11 at SEC Tournament



# OPPONENT SID DIRECTORY

## ALABAMA

Becky Hopf  
P.O. Box 870391  
Tuscaloosa, AL 35487  
E-mail: [bhopf@ia.ua.edu](mailto:bhopf@ia.ua.edu)  
Office Phone: (205) 348-6084  
Home Phone: (205) 343-9055  
Fax Phone: (205) 348-8841  
Press Row: (205) 348-6084  
Website: [www.rolltide.com](http://www.rolltide.com)

## ALABAMA STATE

Kelvin Datcher  
915 South Jackson Street  
Montgomery, AL 36106-0271  
E-mail: [kdatcher@alasu.edu](mailto:kdatcher@alasu.edu)  
Office Phone: (334) 229-4511  
Cell Phone: (334) 850-0808  
Fax Phone: (334) 262-2971  
Press Row: (334) 262-0159  
Website: [www.bamastatesports.com](http://www.bamastatesports.com)

## ARKANSAS

Robby Edwards  
P.O. Box 7777; Broyles Athletic Ctr.  
Fayetteville, AR 72702  
E-mail: [robbye@uark.edu](mailto:robbye@uark.edu)  
Office Phone: (479) 575-2751  
Home Phone: (479) 846-4331  
Fax Phone: (479) 575-7481  
Press Row: (479) 575-6622  
Website: [www.hogwired.com](http://www.hogwired.com)

## AUBURN

Chuck Gallina  
P.O. Box 351  
Auburn, AL 36831-0351  
E-mail: [gallica@auburn.edu](mailto:gallica@auburn.edu)  
Office Phone: (334) 844-9800  
Home Phone: (334) 502-0929  
Fax Phone: (334) 844-9807  
Press Row: (334) 844-1933, 1935  
Website: [www.auburntigers.com](http://www.auburntigers.com)

## CHARLOTTE

Thomas E. Whitestone  
9201 Univ. City Blvd.; SAC; 3rd Fl.  
Charlotte, NC 28223  
E-mail: [tewhites@email.uncc.edu](mailto:tewhites@email.uncc.edu)  
Office Phone: (704) 687-6310  
Home Phone: (704) 455-9636  
Fax Phone: (704) 687-4918  
Press Row: (704) 687-4999  
Website: [www.charlotte49ers.com](http://www.charlotte49ers.com)

## CLEMSON

Philip Sikes  
P.O. Box 632  
Clemson, SC 29633  
E-mail: [philips@clemson.edu](mailto:philips@clemson.edu)  
Office Phone: (864) 656-2114  
Cell Phone: (864) 525-4889  
Fax Phone: (864) 656-0299  
Press Row: (864) 654-3326  
Website: [www.clemsonitigers.com](http://www.clemsonitigers.com)

## FLORIDA

Fred Demarest  
P.O. Box 14485  
Gainesville, FL 32604-2485  
E-mail: [fredd@gators.uua.ufl.edu](mailto:fredd@gators.uua.ufl.edu)  
Office Phone: (352) 375-4683 x6100  
Home Phone: (352) 316-5839  
Fax Phone: (352) 375-4809  
Press Row: (352) 371-0281  
Website: [www.gatorzone.com](http://www.gatorzone.com)

## GEORGE MASON

Richard Coco  
MSN 3A5; 4400 University Drive  
Fairfax, VA 22030-4444  
E-mail: [rcoco@gmu.edu](mailto:rcoco@gmu.edu)  
Office Phone: (703) 993-3264  
Home Phone: (301) 294-7914  
Fax Phone: (703) 993-3259  
Press Row: (703) 993-3044  
Website: [GoMason.com](http://GoMason.com)

## GEORGIA

Tim Hix  
P.O. Box 1472  
Athens, GA 30603  
E-mail: [thix@sports.uga.edu](mailto:thix@sports.uga.edu)  
Office Phone: (706) 542-1621  
Home Phone: (770) 513-0840  
Fax Phone: (706) 542-7993  
Press Row: (706) 542-8052  
Website: [www.georgiadogs.com](http://www.georgiadogs.com)

## KENTUCKY

Scott Stricklin  
Memorial Coliseum, Room 23  
Lexington, KY 40506  
E-mail: [stricklin@uky.edu](mailto:stricklin@uky.edu)  
Office Phone: (859) 257-3838  
Home Phone: (859) 266-9910  
Fax Phone: (859) 323-4310  
Press Row: (859) 252-3602  
Website: [www.ukathletics.com](http://www.ukathletics.com)

## LSU

C. Kent Lowe  
P.O. Box 25095  
Baton Rouge, LA 70894-5095  
E-mail: [clowe@lsu.edu](mailto:clowe@lsu.edu)  
Office Phone: (225) 578-8226  
Home Phone: (225) 761-1734  
Fax Phone: (225) 578-1861  
Press Row: (225) 578-8226  
Website: [www.lsusports.net](http://www.lsusports.net)

## LOYOLA MARYMOUNT

John Shaffer  
One LMU Drive  
Los Angeles, CA 90045  
E-mail: [jshaffer@lmu.edu](mailto:jshaffer@lmu.edu)  
Office Phone: (310) 338-7643  
Cell Phone: (310) 864-2626  
Fax Phone: (310) 338-2703  
Press Row: (310) 258-8733  
Website: [www.lmulions.com](http://www.lmulions.com)

## McNEESE STATE

Louis Bonnette  
Box 92735  
Lake Charles, LA 70609  
E-mail: [lbonnette@structuorex.net](mailto:lbonnette@structuorex.net)  
Office Phone: (337) 475-5207  
Home Phone: (337) 477-4182  
Fax Phone: (337) 475-5202  
Press Row: (337) 562-4061  
Website: [www.mcneesesports.com](http://www.mcneesesports.com)

## MIAMI (FLA.)

Samuel Henderson  
5821 San Amaro Drive  
Coral Gables, FL 33146  
E-mail: [shenderson@miami.edu](mailto:shenderson@miami.edu)  
Office Phone: (305) 284-3248  
Home Phone: (305) 412-8364  
Fax Phone: (305) 284-2807  
Press Row: (305) 284-1238  
Website: [www.hurricanesports.com](http://www.hurricanesports.com)

## MISSISSIPPI

Kyle Campbell  
P.O. Box 217  
University, MS 38677  
E-mail: [ekcampbe@olemiss.edu](mailto:ekcampbe@olemiss.edu)  
Office Phone: (662) 915-7522  
Home Phone: (662) 816-7544  
Fax Phone: (662) 915-7006  
Press Row: (662) 236-1931  
Website: [www.olemisssports.com](http://www.olemisssports.com)

## MISSOURI

David Reiter  
P.O. Box 677  
Columbia, MO 65205  
E-mail: [reiterd@missouri.edu](mailto:reiterd@missouri.edu)  
Office Phone: (573) 884-2437  
Cell Phone: (573) 424-8740  
Fax Phone: (573) 882-4720  
Press Row: (573) 882-1442  
Website: [www.mutigers.com](http://www.mutigers.com)

## NEW ORLEANS

Rob Broussard  
2000 Lakeshore Dr.; H.P. Center  
New Orleans, LA 70148  
E-mail: [rbrouss1@uno.edu](mailto:rbrouss1@uno.edu)  
Office Phone: (504) 280-7027  
Cell Phone: (504) 628-3895  
Fax Phone: (504) 280-3977  
Press Row: TBA  
Website: [www.unoprivateers.com](http://www.unoprivateers.com)

## NICHOLLS STATE

Brandon Rizzuto  
P.O. Box 2032  
Thibodaux, LA 70310  
E-mail: [brandon.rizzuto@nicholls.edu](mailto:brandon.rizzuto@nicholls.edu)  
Office Phone: (985) 448-4281  
Cell Phone: (985) 381-9003  
Fax Phone: (985) 448-4924  
Press Row: (985) 448-4294  
Website: [www.colonelsports.com](http://www.colonelsports.com)

## SOUTH ALABAMA

Kit Strief  
1065 HPELS Bldg.  
Mobile, AL 36688  
E-mail: [strief@usouthal.edu](mailto:strief@usouthal.edu)  
Office Phone: (251) 414-8032  
Home Phone: (251) 634-9731  
Fax Phone: (251) 460-7297  
Press Row: (251) 460-7418  
Website: [www.usajaguars.com](http://www.usajaguars.com)

## SOUTH CAROLINA

Michelle Schmitt  
1322 Heyward St.; The Roost-B  
Columbia, SC 29208  
E-mail: [mschmitt@gwm.sc.edu](mailto:mschmitt@gwm.sc.edu)  
Office Phone: (803) 777-7872  
Home Phone: (803) 463-0359  
Fax Phone: (803) 777-2967  
Press Row: (803) 777-6182  
Website: [www.uscsports.com](http://www.uscsports.com)

## TENNESSEE

Craig Pinkerton  
P.O. Box 15016  
Knoxville, TN 37901  
E-mail: [craig@tennessee.edu](mailto:craig@tennessee.edu)  
Office Phone: (865) 974-1212  
Home Phone: (865) 670-1821  
Fax Phone: (865) 974-1269  
Press Row: (865) 544-0789  
Website: [www.utsports.com](http://www.utsports.com)

## TAMU-CORPUS CHRISTI

Craig Merriman  
Classroom East Bldg., Room 206  
Corpus Christi, TX 78412  
E-mail: [craig.merriman@tamucc.edu](mailto:craig.merriman@tamucc.edu)  
Office Phone: (361) 825-3410  
Cell Phone: (361) 793-9260  
Fax Phone: (361) 825-3218  
Press Row: (361) 826-4972  
Website: [www.goislanders.com](http://www.goislanders.com)

## VANDERBILT

Andre Foushee  
P.O. Box 120158  
Nashville, TN 37212  
E-mail: [andre.foushee@vanderbilt.edu](mailto:andre.foushee@vanderbilt.edu)  
Office Phone: (615) 322-4121  
Home Phone: (615) 268-5534  
Fax Phone: (615) 343-7064  
Press Row: (615) 320-0436  
Website: [www.vucommadores.com](http://www.vucommadores.com)

## WINTHROP

Jack D. Frost  
Winthrop Coliseum  
Rock Hill, SC 29733  
E-mail: [frostj@winthrop.edu](mailto:frostj@winthrop.edu)  
Office Phone: (803) 323-2129 x6245  
Home Phone: (803) 366-9401  
Fax Phone: (803) 323-2433  
Press Row: (803) 323-2156  
Website: [www.winthropeagles.com](http://www.winthropeagles.com)



# 2006-07 ROAD HEADQUARTERS



## **NOV. 21 AT CLEMSON**

The Conference Center & Inn  
at Clemson University  
100 Madren Center Drive  
Clemson, SC 29634-5673  
Phone: (864) 656-7155  
FAX: (864) 656-7154

## **DEC. 11 AT MIAMI (FLORIDA)**

Marriott Miami Airport  
1201 NW Lejune Road  
Miami, FL 33126  
Phone: (305) 649-5000  
FAX: (305) 642-3369

## **DEC. 21 VS. NEW ORLEANS AT MISSISSIPPI COLISEUM (JACKSON)**

Regency Hotel & Conference Center  
400 Greymont Avenue  
Jackson, MS 39202  
Phone: (601) 969-2141  
FAX: (601) 714-5701

## **DEC. 30 AT GEORGE MASON**

Fairfax Marriott at Fair Oaks  
11787 Lee Jackson Memorial Highway  
Fairfax, VA 22033  
Phone: (703) 352-2525  
FAX: (703) 352-4471

## **JAN. 2 AT MISSOURI**

Courtyard by Marriott  
3301 Lemone Industrial Boulevard  
Columbia, MO 65201  
Phone: (573) 443-8000  
FAX: (573) 443-8008

## **JAN. 7 AT TENNESSEE**

Knoxville Marriott  
500 Hill Avenue SE  
Knoxville, TN 37915  
Phone: (865) 637-1234  
FAX: (865) 637-1193

## **JAN. 13 AT KENTUCKY**

Hilton Suites Lexington Green  
245 Lexington Green Circle  
Lexington, KY 40503-3309  
Phone: (859) 271-4000  
FAX: (859) 273-2975

## **JAN. 30 AT MISSISSIPPI**

Downtown Oxford Inn & Suites  
400 North Lamar Boulevard  
Oxford, MS 38655  
Phone: (662) 234-3031  
FAX: (662) 234-2834

## **FEB. 7 AT ALABAMA**

Tuscaloosa Courtyard  
4115 Courtney Drive  
Tuscaloosa, AL 35405  
Phone: (205) 750-8384  
FAX: (205) 750-8389

## **FEB. 10 AT AUBURN**

The Hotel at Auburn University and  
Dixon Conference Center  
241 South College Street  
Auburn, AL 36830  
Phone: (334) 821-8200  
FAX: (334) 826-8746

## **FEB. 17 AT LSU**

Baton Rouge Marriott  
5500 Hilton Avenue  
Baton Rouge, LA 70808  
Phone: (225) 924-5000  
FAX: (225) 926-8152

## **FEB. 24 AT GEORGIA**

Courtyard by Marriott Athens Downtown  
166 North Finley Street  
Athens, GA 30601  
Phone: (706) 369-7000  
FAX: (706) 548-4224

## **FEB. 28 AT ARKANSAS**

Clarion Inn  
1255 South Shiloh Drive  
Fayetteville, AR 72701  
Phone: (479) 521-1166  
FAX: (479) 521-1204

## **MARCH 8-11 IN SEC TOURNAMENT AT ATLANTA, GA**

Marriott Atlanta Airport  
4711 Best Road  
Atlanta, GA 30337  
Phone: (404) 766-7900  
FAX: (404) 209-6808

## **BULLDOGS ENTER 2006-07 CAMPAIGN SPORTING 15-GAME ROAD WIN STREAK VERSUS NON-CONFERENCE OPPONENTS**

In a string that extends all the way back to the 2000-01 campaign, the Mississippi State Bulldogs enter the 2006-07 season sporting a nation's-best, 15-game road winning streak against non-conference opposition. Highlighted by road wins over the likes of Arizona, Pittsburgh, Xavier and Charlotte, MSU's current non-SEC road win string will face four stern tests this coming year at Clemson (Nov. 21), Miami of Florida (Dec. 11), George Mason (Dec. 30) and Missouri (Jan. 2).



Clemson's Littlejohn Coliseum



Miami's BankUnited Center



George Mason's Patriot Center



Missouri's Mizzou Arena



# SEC SERIES SCORES

## MSU vs. ALABAMA (ALABAMA LEADS, 109-66)

1913:	MSU, 26-21	at Starkville
	MSU, 21-16	at Starkville
1914:	UA, 42-31	at Starkville
	UA, 42-26	at Starkville
1915:	MSU, 35-28	at Starkville
	MSU, 33-21	at Starkville
	UA, 28-25	at Tuscaloosa
	UA, 31-21	at Tuscaloosa
1916:	UA, 26-12	at Tuscaloosa
	UA, 32-22	at Tuscaloosa
	MSU, 28-21	at Starkville
	MSU, 37-23	at Starkville
1920:	MSU, 23-10	at Starkville
1921:	MSU, 25-18	at Starkville
	MSU, 26-15	at Starkville
	MSU, 23-16	at Tuscaloosa
	MSU, 35-13	at Tuscaloosa
1922:	UA, 43-10	at Tuscaloosa
	UA, 30-11	at Tuscaloosa
1923:	MSU, 47-31	at Starkville
1924:	MSU, 29-23	at Tuscaloosa
	UA, 45-28	at Starkville
1925:	UA, 36-28	at Tuscaloosa
	UA, 33-26	at Starkville
1926:	MSU, 34-21	at Starkville
	MSU, 28-27	at Tuscaloosa
1927:	MSU, 40-24	at Starkville
	UA, 22-11	at Tuscaloosa
1928:	UA, 29-28	at Tuscaloosa
	MSU, 26-21	at Starkville
1929:	UA, 30-28	at Tuscaloosa
	MSU, 22-21	at Starkville
1930:	UA, 26-22	at Tuscaloosa
1932:	UA, 26-25	at Starkville
	UA, 30-23	at Tuscaloosa
1933:	UA, 38-36	at Starkville
	UA, 41-16	at Tuscaloosa
	MSU, 30-25	at Atlanta, Ga.*
1934:	UA, 37-24	at Starkville
	UA, 29-28	at Tuscaloosa
	UA, 37-25	at Atlanta, Ga.*
1935:	UA, 30-22	at Tuscaloosa
	MSU, 45-41	at Starkville
1936:	MSU, 33-20	at Starkville
	UA, 54-19	at Tuscaloosa
1937:	UA, 32-20	at Starkville
	UA, 38-25	at Tuscaloosa
1938:	UA, 37-35	at Tuscaloosa
	MSU, 44-37	at Starkville
1939:	UA, 38-26	at Starkville
	UA, 49-36	at Tuscaloosa
1940:	UA, 34-26	at Tuscaloosa
	UA, 34-33	at Starkville
1941:	MSU, 31-30	at Starkville
	UA, 32-28	at Tuscaloosa
1942:	UA, 37-27	at Tuscaloosa
	MSU, 33-32	at Starkville
1943:	MSU, 49-41	at Starkville
	UA, 47-37	at Tuscaloosa
1945:	UA, 55-36	at Tuscaloosa
	UA, 57-38	at Starkville
1946:	UA, 34-29	at Starkville
	UA, 48-40	at Tuscaloosa
1947:	UA, 56-42	at Tuscaloosa
	MSU, 37-34	at Starkville
1948:	MSU, 32-31	at Starkville
	UA, 55-47	at Tuscaloosa
1949:	UA, 50-45	at Tuscaloosa
	UA, 43-31	at Starkville
1950:	MSU, 47-44	at Starkville
	UA, 58-38	at Tuscaloosa
1951:	UA, 75-69	at Tuscaloosa
1952:	UA, 63-61	at Starkville
1953:	UA, 70-58	at Tuscaloosa
1954:	UA, 69-52	at Starkville

1955:	UA, 99-73	at Tuscaloosa
1956:	UA, 87-75	at Starkville
1957:	UA, 83-78	at Tuscaloosa
1958:	MSU, 46-42	at Starkville
1959:	MSU, 81-64	at Tuscaloosa
1960:	MSU, 85-56	at Starkville
1961:	MSU, 80-63	at Tuscaloosa
1962:	MSU, 67-40	at Starkville
1963:	UA, 77-72	ot at Tuscaloosa
1964:	MSU, 69-56	at Starkville
1965:	MSU, 96-68	at Starkville
	UA, 95-83	at Tuscaloosa
1966:	UA, 71-63	at Starkville
	UA, 77-76	at Tuscaloosa
1967:	MSU, 63-59	at Starkville
	UA, 91-74	at Tuscaloosa
1968:	UA, 80-69	at Starkville
	MSU, 72-69	at Starkville
1969:	MSU, 68-67	ot at Starkville
	MSU, 67-60	at Tuscaloosa
1970:	UA, 95-75	at Tuscaloosa
	MSU, 87-77	at Starkville
1971:	MSU, 71-67	ot at Starkville
	UA, 79-78	3ot at Tuscaloosa
1972:	UA, 77-71	at Tuscaloosa
	MSU, 97-91	ot at Starkville
1973:	UA, 96-86	at Tuscaloosa
	UA, 92-87	at Starkville
1974:	UA, 85-68	at Tuscaloosa
	UA, 76-74	at Starkville
1975:	UA, 86-71	at Starkville
	UA, 83-68	at Tuscaloosa
1976:	UA, 92-81	at Tuscaloosa
	UA, 65-61	at Starkville
1977:	UA, 65-63	at Starkville
	UA, 73-69	at Tuscaloosa
1978:	UA, 76-59	at Tuscaloosa
	MSU, 69-60	at Starkville
1979:	UA, 87-65	at Tuscaloosa
	UA, 68-67	at Starkville
1980:	MSU, 80-66	at Starkville
	UA, 80-68	at Tuscaloosa
	UA, 76-75	at Birmingham, Ala.*
1981:	UA, 80-69	at Starkville
	UA, 91-79	at Tuscaloosa
1982:	UA, 71-53	at Starkville
	UA, 66-63	at Tuscaloosa
1983:	MSU, 78-69	at Starkville
	UA, 83-58	at Tuscaloosa
	UA, 51-50	at Birmingham, Ala.*
1984:	UA, 74-57	at Tuscaloosa
	MSU, 74-70	at Starkville
1985:	MSU, 71-67	at Tuscaloosa
	MSU, 48-46	at Starkville
	UA, 42-31	at Birmingham, Ala.*
1986:	UA, 71-62	ot at Starkville
	UA, 72-54	at Tuscaloosa
	UA, 77-65	at Lexington, Ky.*
1987:	UA, 64-49	at Tuscaloosa
	UA, 76-55	at Starkville
1988:	MSU, 59-56	at Tuscaloosa
	UA, 61-48	at Tuscaloosa
1989:	UA, 97-80	at Tuscaloosa
	MSU, 61-57	ot at Starkville
1990:	UA, 62-57	at Starkville
	MSU, 86-74	at Tuscaloosa
	UA, 59-44	at Orlando, Fla.*
1991:	MSU, 68-59	at Starkville
	UA, 97-72	at Tuscaloosa
1992:	UA, 78-64	at Starkville
	UA, 79-69	at Tuscaloosa
1993:	MSU, 66-53	at Starkville
	UA, 92-80	at Tuscaloosa
1994:	UA, 70-69	at Tuscaloosa
	UA, 60-49	at Starkville
1995:	UA, 68-64	at Tuscaloosa
	MSU, 71-67	at Starkville
1996:	UA, 56-55	at Starkville
	MSU, 73-65	at Tuscaloosa

1997:	MSU, 64-51	at Starkville
	UA, 78-49	at Tuscaloosa
1998:	MSU, 56-52	at Tuscaloosa
	UA, 85-70	at Starkville
1999:	MSU, 55-50	at Tuscaloosa
	MSU, 79-50	at Starkville
2000:	UA, 77-74	ot at Tuscaloosa
	MSU, 92-70	at Starkville
2001:	UA, 72-59	at Tuscaloosa
	MSU, 84-70	at Starkville
2002:	UA, 85-73	at Tuscaloosa
	MSU, 76-62	at Starkville
	MSU, 61-58	at Atlanta, Ga.*
2003:	UA, 68-62	ot at Tuscaloosa
	MSU, 59-55	at Starkville
2004:	UA, 77-73	at Starkville
	MSU, 82-81	ot at Tuscaloosa
2005:	UA, 98-49	at Tuscaloosa
	UA, 68-63	at Starkville
2006:	UA, 65-59	at Tuscaloosa
	MSU, 71-58	at Starkville

At Starkville: MSU leads, 51-34

At Tuscaloosa: UA leads, 69-13

At Neutral Sites: UA leads, 6-2

## MSU vs. ARKANSAS (ARKANSAS LEADS, 23-17)

1952:	MSU, 79-39	at Starkville
1953:	UA, 102-71	at Fayetteville
1965:	UA, 84-69	at Jackson, Miss.
1966:	UA, 69-61	at Little Rock, Ark.
1970:	MSU, 76-74	ot at Memphis, Tenn.#
1971:	MSU, 69-67	at Fayetteville
1972:	MSU, 78-75	at Starkville
1975:	UA, 75-72	at Starkville
1978:	UA, 94-61	at Little Rock, Ark.
1992:	UA, 99-78	at Fayetteville
	UA, 84-76	at Starkville
1993:	MSU, 80-76	ot at Starkville
	UA, 115-58	at Fayetteville
1994:	MSU, 72-71	at Starkville
	UA, 80-62	at Fayetteville
1995:	UA, 79-74	at Fayetteville
	MSU, 83-62	at Starkville
1996:	UA, 80-68	at Fayetteville
	MSU, 78-63	at Starkville
1997:	UA, 98-64	at Fayetteville
	MSU, 93-77	at Starkville
1998:	UA, 83-70	at Fayetteville
	UA, 76-73	at Starkville
1999:	UA, 61-59	at Starkville
	UA, 82-62	at Fayetteville
	UA, 84-79	ot at Atlanta, Ga.*
2000:	UA, 83-73	at Fayetteville
	UA, 87-81	at Starkville
2001:	MSU, 87-73	at Starkville
	UA, 83-72	at Fayetteville
2002:	UA, 75-64	at Fayetteville
	MSU, 89-83	at Starkville
2003:	MSU, 84-54	at Starkville
	UA, 53-51	at Fayetteville
2004:	MSU, 80-62	at Starkville
	MSU, 77-70	at Fayetteville
2005:	MSU, 80-55	at Starkville
	MSU, 57-55	at Fayetteville
2006:	MSU, 69-67	at Starkville
	UA, 80-70	at Fayetteville

# - Liberty Bowl Classic

At Starkville: MSU leads, 13-5

At Fayetteville: UA leads, 14-3

At Neutral Sites: UA leads, 4-1

# SEC SERIES SCORES



## MSU vs. AUBURN (AUBURN LEADS, 67-58)

1915:	MSU, 44-16	at Starkville
	MSU, 32-11	at Starkville
	AU, 19-18	at Auburn
	AU, 21-17	at Auburn
1927:	MSU, 34-31	at Auburn
	AU, 27-24	at Auburn
1928:	AU, 42-34	at Atlanta, Ga.!
1941:	MSU, 48-44	at Auburn
1942:	AU, 39-29	at Starkville
	MSU, 41-40	at Starkville
1943:	MSU, 41-35	at Starkville
	MSU, 36-26	at Starkville
	MSU, 38-37	at Auburn
	MSU, 44-40	at Auburn
1946:	AU, 55-47	at Auburn
	AU, 37-26	at Auburn
	AU, 40-30	at Starkville
	MSU, 39-31	at Starkville
1947:	MSU, 61-35	at Starkville
1948:	MSU, 49-35	at Auburn
1949:	MSU, 54-53	at Auburn
	MSU, 47-43	at Starkville
1950:	AU, 65-64	at Starkville
	AU, 65-60	at Auburn
1951:	AU, 92-85	at Auburn
1952:	AU, 68-61	at Starkville
1953:	AU, 82-60	at Auburn
1954:	AU, 76-75	at Birmingham, Ala.
	MSU, 79-74	at Starkville
1955:	AU, 79-58	at Auburn
1956:	AU, 81-68	at Starkville
1957:	AU, 86-66	at Auburn
1958:	MSU, 52-37	at Birmingham, Ala.#
	MSU, 70-42	at Starkville
1959:	AU, 97-66	at Auburn
1960:	AU, 64-48	at Starkville
1961:	MSU, 56-48	at Auburn
1962:	MSU, 51-48	at Starkville
1963:	MSU, 62-53	at Auburn
1964:	AU, 64-63	ot at Starkville
1965:	AU, 71-70	at Starkville
1966:	MSU, 83-72	at Auburn
1967:	MSU, 59-54	ot at Starkville
	AU, 68-57	at Auburn
1968:	MSU, 66-62	at Auburn
	AU, 74-72	at Starkville
1969:	MSU, 65-59	at Starkville
	AU, 87-68	at Auburn
1970:	AU, 94-66	at Auburn
	AU, 71-69	ot at Starkville
1971:	AU, 73-70	at Starkville
	AU, 92-68	at Auburn
1972:	AU, 85-75	at Auburn
	MSU, 62-60	at Starkville
1973:	AU, 82-77	at Auburn
	MSU, 94-87	at Starkville
1974:	AU, 87-81	at Starkville
	MSU, 67-60	at Auburn
1975:	AU, 98-89	at Auburn
	AU, 78-74	at Starkville
1976:	AU, 75-70	at Auburn
	MSU, 75-74	at Starkville
1977:	MSU, 81-79	at Auburn
	MSU, 89-75	at Starkville
1978:	AU, 85-74	at Auburn
	MSU, 83-82	ot at Starkville
1979:	MSU, 74-72	at Auburn
	MSU, 73-66	at Starkville
1980:	AU, 77-67	at Auburn
	MSU, 76-72	at Starkville

1981:	MSU, 69-61	at Starkville
	AU, 66-55	at Auburn
1982:	AU, 62-49	at Auburn
	MSU, 59-45	at Starkville
	AU, 38-36	ot at Lexington, Ky.*
1983:	AU, 77-66	at Auburn
	MSU, 69-53	at Starkville
1984:	AU, 73-55	at Starkville
	AU, 68-53	at Auburn
1985:	AU, 62-53	at Auburn
	MSU, 82-65	at Starkville
1986:	AU, 72-56	at Starkville
	AU, 69-64	at Auburn
	MSU, 65-63	at Lexington, Ky.*
1987:	AU, 66-52	at Starkville
	AU, 59-45	at Auburn
1988:	AU, 65-57	at Auburn
	AU, 77-61	at Starkville
1989:	MSU, 69-56	at Starkville
	AU, 70-68	at Auburn
1990:	AU, 93-71	at Auburn
	AU, 77-74	at Starkville
1991:	MSU, 84-64	at Auburn
	MSU, 94-76	at Starkville
1992:	MSU, 75-72	at Auburn
	MSU, 77-70	at Starkville
1993:	MSU, 77-71	at Starkville
	AU, 83-77	at Auburn
1994:	MSU, 91-86	ot at Auburn
	AU, 76-65	at Starkville
1995:	AU, 70-69	at Starkville
	AU, 76-69	at Auburn
1996:	MSU, 78-75	ot at Auburn
	MSU, 67-51	at Starkville
	MSU, 69-58	at New Orleans, La.*
1997:	AU, 81-68	at Auburn
	AU, 68-64	at Starkville
1998:	AU, 69-66	at Starkville
	AU, 68-66	ot at Auburn
1999:	AU, 64-54	at Auburn
	AU, 76-73	at Starkville
2000:	AU, 51-45	at Starkville
	AU, 73-57	at Auburn
2001:	AU, 60-56	at Auburn
	MSU, 85-74	at Starkville
2002:	MSU, 72-64	at Auburn
	MSU, 89-53	at Starkville
2003:	MSU, 63-46	at Auburn
	MSU, 67-45	at Starkville
2004:	MSU, 73-68	at Auburn
	MSU, 105-91	at Starkville
2005:	MSU, 90-53	at Starkville
	AU, 90-76	at Auburn
2006:	MSU, 71-53	at Starkville
	AU, 75-71	at Auburn

# - Birmingham Classic

At Starkville: MSU leads, 35-24  
At Auburn: AU leads, 40-20  
At Neutral Sites: Tied, 3-3

## MSU vs. FLORIDA (FLORIDA LEADS, 55-45)

1936:	MSU, 53-31	at Starkville
	MSU, 36-22	at Starkville
1937:	MSU, 27-25	at Gainesville
	MSU, 33-16	at Gainesville
1941:	UF, 53-30	at Starkville
1942:	UF, 48-47	at Gainesville
	MSU, 48-31	at Gainesville

1943:	MSU, 43-36	at Starkville
	MSU, 33-29	at Starkville
1947:	MSU, 55-24	at Starkville
1948:	UF, 53-47	at Gainesville
1949:	UF, 40-37	at Starkville
1950:	UF, 63-45	at Starkville
1951:	UF, 68-64	at Gainesville
1952:	MSU, 72-58	at Starkville
1953:	UF, 79-75	at Gainesville
1954:	MSU, 70-66	at Starkville
1955:	UF, 77-66	at Gainesville
1956:	MSU, 84-74	at Starkville
1957:	UF, 89-80	at Gainesville
1958:	MSU, 90-78	at Starkville
1959:	MSU, 105-68	at Gainesville
1960:	MSU, 81-75	at Starkville
1961:	UF, 59-57	at Gainesville
1962:	MSU, 67-45	at Starkville
1963:	UF, 73-52	at Gainesville
1964:	MSU, 68-61	at Starkville
1965:	UF, 74-59	at Starkville
	UF, 68-51	at Gainesville
1966:	MSU, 76-68	at Starkville
	UF, 78-74	at Gainesville
1967:	UF, 63-54	at Gainesville
	UF, 59-54	at Starkville
1968:	MSU, 66-65	at Jacksonville, Fla.#
	MSU, 56-55	at Starkville
	MSU, 71-67	at Gainesville
1969:	UF, 70-64	at Gainesville
	UF, 96-79	at Starkville
1970:	MSU, 79-77	at Starkville
	UF, 87-70	at Gainesville
1971:	MSU, 72-58	at Gainesville
	MSU, 70-65	at Starkville
1972:	MSU, 69-68	at Starkville
	UF, 88-80	at Gainesville
1973:	UF, 66-64	at Gainesville
	MSU, 81-75	at Starkville
1974:	MSU, 91-70	at Starkville
	UF, 78-75	at Gainesville
1975:	UF, 94-82	at Gainesville
	UF, 107-104	2ot at Starkville
1976:	UF, 90-78	at Gainesville
	UF, 78-71	ot at Starkville
1977:	UF, 97-75	at Gainesville
	UF, 79-72	at Starkville
1978:	MSU, 78-74	at Gainesville
	MSU, 70-51	at Starkville
1979:	UF, 77-75	at Gainesville
	MSU, 80-64	at Starkville
1980:	MSU, 90-72	at Gainesville
	MSU, 90-73	at Starkville
1981:	MSU, 89-68	at Starkville
	UF, 81-71	at Gainesville
1982:	UF, 70-62	at Gainesville
	MSU, 65-56	at Starkville
1983:	MSU, 62-60	at Gainesville
	MSU, 73-62	at Starkville
1984:	UF, 56-55	at Starkville
	UF, 60-59	at Gainesville
1985:	UF, 72-57	at Gainesville
	UF, 69-63	at Starkville
1986:	UF, 73-64	at Starkville
	UF, 76-58	at Gainesville
1987:	UF, 100-56	at Gainesville
	UF, 84-56	at Starkville
1988:	UF, 55-45	at Starkville
	UF, 69-52	at Gainesville
1989:	UF, 81-57	at Gainesville
	UF, 78-69	at Starkville
1990:	MSU, 98-73	at Starkville
	MSU, 79-54	at Gainesville
1991:	UF, 85-82	at Gainesville
	MSU, 81-67	at Starkville



# SEC SERIES SCORES

1992:	UF, 87-66	at Gainesville
1993:	MSU, 78-71	at Starkville
1994:	UF, 84-75	at Gainesville
1995:	MSU, 70-47	at Starkville
	UF, 80-64	at Atlanta, Ga.*
1996:	MSU, 69-66	at Gainesville
1997:	UF, 72-69	at Starkville
1998:	UF, 82-78	ot at Gainesville
1999:	MSU, 66-63	at Starkville
2000:	UF, 88-58	at Gainesville
2001:	UF, 81-80	at Starkville
2002:	UF, 76-48	at Gainesville
	MSU, 62-52	at Atlanta, Ga.*
2003:	UF, 74-66	at Starkville
2004:	MSU, 79-68	at Gainesville
2005:	MSU, 71-57	at Starkville
	UF, 80-64	at Atlanta, Ga.*
2006:	UF, 75-60	at Gainesville

# - Gator Bowl Tournament

*At Starkville: MSU leads, 31-18*

*At Gainesville: UF leads, 35-12*

*At Neutral Sites: Tied, 2-2*

## MSU vs. GEORGIA (MSU LEADS, 48-47)

1932:	UG, 48-26	at Atlanta, Ga.!
1946:	UG, 45-44	at Louisville, Ky.*
1949:	UG, 70-40	at Athens
1950:	MSU, 51-40	at Starkville
1951:	UG, 57-49	at Athens
1952:	MSU, 83-55	at Starkville
1953:	UG, 75-63	at Athens
1954:	MSU, 75-60	at Starkville
1955:	UG, 90-75	at Athens
1956:	MSU, 83-71	at Starkville
1957:	MSU, 86-73	at Athens
1958:	MSU, 92-77	at Starkville
1959:	MSU, 76-56	at Athens
1960:	UG, 67-62	ot at Starkville
1961:	MSU, 99-77	at Athens
1962:	MSU, 83-74	at Starkville
1963:	MSU, 86-75	at Athens
1964:	UG, 73-61	at Starkville
1965:	MSU, 79-74	at Starkville
	UG, 82-62	at Athens
1966:	MSU, 58-54	at Starkville
	UG, 83-71	at Athens
1967:	MSU, 93-71	at Athens
	MSU, 92-63	at Starkville
1968:	UG, 72-69	at Athens
	UG, 81-77	at Starkville
1969:	MSU, 73-71	at Athens
	UG, 95-80	at Starkville
1970:	UG, 79-76	at Starkville
	MSU, 86-77	at Athens
1971:	MSU, 67-66	ot at Athens
	MSU, 62-57	at Starkville
1972:	MSU, 62-58	ot at Starkville
	UG, 87-82	at Athens
1973:	MSU, 90-84	at Athens
	MSU, 72-68	at Starkville
1974:	MSU, 76-56	at Athens
	MSU, 84-69	at Starkville
1975:	UG, 67-65	at Starkville
	MSU, 77-71	at Athens
1976:	UG, 85-73	at Athens
	MSU, 90-79	at Starkville
1977:	UG, 82-73	at Athens
	MSU, 98-69	at Starkville
1978:	MSU, 57-44	at Athens
	MSU, 68-45	at Starkville

1979:	UG, 69-67	at Athens
	MSU, 86-62	at Starkville
	UG, 75-72	at Birmingham, Ala.*
1980:	MSU, 88-75	at Starkville
	MSU, 62-56	at Athens
1981:	UG, 66-64	ot at Athens
	UG, 68-65	at Starkville
1982:	UG, 26-20	at Starkville
	UG, 71-49	at Athens
1983:	UG, 75-59	at Athens
	MSU, 73-64	at Starkville
1984:	UG, 54-52	at Starkville
	UG, 69-45	at Athens
	UG, 52-49	at Nashville, Tenn.*
1985:	MSU, 65-64	at Starkville
	UG, 79-74	at Athens
1986:	UG, 72-55	at Athens
	UG, 62-61	at Starkville
1987:	UG, 48-41	at Athens
	MSU, 64-63	at Starkville
1988:	MSU, 80-72	at Starkville
	UG, 49-35	at Athens
	UG, 64-43	at Baton Rouge, La.*
1989:	UG, 79-68	at Starkville
	MSU, 86-85	ot at Athens
	UG, 83-68	at Knoxville, Tenn.*
1990:	UG, 83-69	at Athens
	UG, 82-74	at Starkville
1991:	UG, 81-73	at Starkville
	MSU, 70-64	at Athens
1992:	MSU, 75-66	at Starkville
1993:	UG, 86-73	at Athens
	UG, 87-56	at Lexington, Ky.*
1994:	MSU, 67-60	at Starkville
1995:	MSU, 60-59	at Athens
1996:	MSU, 76-73	at Starkville
	MSU, 86-68	at New Orleans, La.*
1997:	UG, 56-54	at Athens
1998:	MSU, 69-64	at Starkville
	UG, 79-76	at Atlanta, Ga.*
1999:	UG, 63-60	at Athens
2000:	MSU, 71-59	at Starkville
2001:	UG, 94-73	at Athens
2002:	UG, 86-68	at Starkville
2003:	UG, 67-63	at Athens
2004:	MSU, 71-58	at Starkville
2005:	MSU, 76-62	at Athens
	MSU, 76-65	at Atlanta, Ga.*
2006:	MSU, 83-68	at Starkville

*At Starkville: MSU leads, 29-14*

*At Athens: UG leads, 25-17*

*At Neutral Sites: UG leads, 8-2*

## MSU vs. KENTUCKY (KENTUCKY LEADS, 83-17)

1921:	UK, 28-14	at Atlanta, Ga.+
1922:	UK, 28-21	at Lexington
1924:	MSU, 17-16	at Lexington
1925:	UK, 31-26	at Atlanta, Ga.!
1926:	MSU, 31-26	at Atlanta, Ga.!
1929:	UK, 25-23	at Jackson, Miss.
	UK, 32-14	at Starkville
1930:	UK, 38-17	at Lexington
	UK, 20-14	at Lexington
1933:	UK, 46-27	at Atlanta, Ga.*
1936:	UK, 41-39	at Knoxville, Tenn.*
1939:	UK, 39-28	at Lexington
1940:	UK, 45-37	at Lexington
1943:	UK, 52-43	at Louisville, Ky.*
1950:	UK, 87-55	at Owensboro, Ky.
	UK, 56-46	at Louisville, Ky.*

1951:	UK, 80-60	at Starkville
	UK, 92-70	at Louisville, Ky.*
1952:	UK, 110-66	at Lexington
1954:	UK, 81-49	at Lexington
1955:	UK, 61-56	at Starkville
1956:	UK, 86-65	at Lexington
1957:	MSU, 89-81	at Starkville
1958:	UK, 72-62	at Lexington
1959:	MSU, 66-58	at Starkville
1960:	UK, 90-59	at Lexington
1961:	UK, 68-62	at Starkville
1962:	MSU, 49-44	at Lexington
1963:	MSU, 56-52	at Starkville
1964:	UK, 65-59	at Lexington
1965:	UK, 74-56	at Lexington
1966:	UK, 73-69	at Starkville
1967:	MSU, 77-72	ot at Lexington
	UK, 103-74	at Starkville
1968:	UK, 92-84	at Starkville
	UK, 107-81	at Lexington
1969:	UK, 91-72	at Starkville
	UK, 91-69	at Lexington
1970:	UK, 111-76	at Lexington
	UK, 86-57	at Starkville
1971:	UK, 79-71	at Starkville
	UK, 102-83	at Lexington
1972:	UK, 104-76	at Lexington
	UK, 63-55	at Starkville
1973:	UK, 90-81	at Starkville
	UK, 100-87	ot at Lexington
1974:	UK, 82-70	at Starkville
	UK, 108-69	at Lexington
1975:	UK, 112-79	at Lexington
	UK, 118-80	at Starkville
1976:	MSU, 77-73	at Starkville
	UK, 94-93	ot at Lexington
1977:	UK, 92-85	at Starkville
	UK, 77-64	at Lexington
1978:	UK, 75-65	at Starkville
	UK, 58-56	at Lexington
1979:	MSU, 63-61	at Starkville
	UK, 80-65	at Lexington
1980:	UK, 89-67	at Starkville
	UK, 71-65	at Lexington
1981:	UK, 71-64	at Lexington
	UK, 78-74	at Starkville
1982:	MSU, 56-51	at Starkville
	UK, 71-54	at Lexington
1983:	UK, 59-53	ot at Starkville
	UK, 88-67	at Lexington
1984:	UK, 51-42	at Lexington
	UK, 77-58	at Starkville
1985:	UK, 58-57	at Lexington
	MSU, 82-69	at Starkville
1986:	UK, 64-52	at Starkville
	UK, 88-62	at Lexington
1987:	UK, 57-49	at Starkville
	UK, 50-36	at Lexington
1988:	UK, 93-52	at Lexington
	UK, 83-59	at Starkville
1989:	UK, 73-61	at Lexington
	MSU, 68-67	at Starkville
1990:	UK, 102-97	at Lexington
	MSU, 87-86	ot at Starkville
1991:	UK, 89-70	at Lexington
	MSU, 83-82	at Starkville
1992:	UK, 89-84	at Starkville
1993:	UK, 87-63	at Lexington
1994:	UK, 86-70	at Starkville
	UK, 95-76	at Memphis, Tenn.*
1995:	MSU, 76-71	at Lexington
1996:	UK, 74-56	at Starkville
	MSU, 84-73	at New Orleans, La.*

# SEC SERIES SCORES



1997: UK, 90-61 at Lexington  
 1998: UK, 77-71 at Starkville  
 1999: UK, 76-49 at Lexington  
 2000: UK, 73-61 at Starkville  
 2001: UK, 76-57 at Lexington  
 2002: MSU, 74-69 ot at Starkville  
 2003: UK, 70-62 at Lexington  
 UK, 64-57 at New Orleans, La.\*  
 2004: UK, 67-66 at Starkville  
 2005: UK, 94-78 at Lexington  
 2006: UK, 81-66 at Starkville

*At Starkville: UK leads, 30-11*  
*At Lexington: UK leads, 42-4*  
*At Neutral Sites: UK leads, 11-2*

## MSU vs. LSU (LSU LEADS, 101-88)

1909: LSU, 18-12 at Baton Rouge  
 LSU, 14-10 at Baton Rouge  
 1911: LSU, 33-17 at Starkville  
 LSU, 42-12 at Starkville  
 1912: MSU, 22-16 at Starkville  
 MSU, 21-11 at Starkville  
 1915: LSU, 24-12 at Baton Rouge  
 MSU, 15-14 at Baton Rouge  
 1916: LSU, 31-21 at Starkville  
 MSU, 23-17 at Starkville  
 1917: LSU, 36-28 at Baton Rouge  
 LSU, 38-17 at Baton Rouge  
 1920: LSU, 27-12 at Baton Rouge  
 1923: MSU, 36-25 at Baton Rouge  
 MSU, 35-20 at Baton Rouge  
 1924: MSU, 34-29 at Starkville  
 MSU, 54-34 at Starkville  
 1925: LSU, 24-17 at Baton Rouge  
 1928: MSU, 46-26 at Starkville  
 MSU, 29-23 at Starkville  
 1929: MSU, 26-16 at Baton Rouge  
 LSU, 39-29 at Baton Rouge  
 1930: LSU, 32-24 at Meridian, Miss.  
 1932: MSU, 29-28 at Baton Rouge  
 LSU, 40-15 at Baton Rouge  
 LSU, 30-26 at Starkville  
 LSU, 33-29 at Starkville  
 1933: LSU, 32-28 at Starkville  
 LSU, 49-26 at Starkville  
 LSU, 45-40 at Baton Rouge  
 LSU, 37-33 at Baton Rouge  
 1934: MSU, 47-46 at Starkville  
 LSU, 48-23 at Starkville  
 LSU, 54-39 at Baton Rouge  
 LSU, 61-30 at Baton Rouge  
 1935: LSU, 67-31 at Baton Rouge  
 LSU, 46-39 at Baton Rouge  
 1936: MSU, 49-38 at Starkville  
 LSU, 32-30 at Starkville  
 LSU, 43-37 at Baton Rouge  
 LSU, 45-40 at Baton Rouge  
 1937: MSU, 53-36 at Starkville  
 LSU, 42-41 at Baton Rouge  
 MSU, 39-38 at Baton Rouge  
 1938: LSU, 38-33 at Baton Rouge  
 LSU, 31-22 at Baton Rouge  
 LSU, 66-44 at Starkville  
 MSU, 63-46 at Starkville  
 1939: LSU, 48-32 at Starkville  
 MSU, 31-29 at Starkville  
 LSU, 47-45 at Baton Rouge  
 LSU, 54-33 at Baton Rouge  
 1940: MSU, 49-37 at Starkville  
 LSU, 55-42 at Baton Rouge

1941: MSU, 35-26 at Starkville  
 LSU, 39-37 at Baton Rouge  
 1942: MSU, 43-41 at Starkville  
 LSU, 51-40 at Baton Rouge  
 1943: MSU, 48-40 at Starkville  
 LSU, 61-40 at Baton Rouge  
 1945: MSU, 47-39 at Starkville  
 LSU, 62-27 at Baton Rouge  
 1946: LSU, 54-30 at Starkville  
 LSU, 73-31 at Baton Rouge  
 1947: LSU, 61-57 at Starkville  
 LSU, 64-49 at Baton Rouge  
 1948: MSU, 53-49 at Starkville  
 LSU, 65-40 at Baton Rouge  
 1949: LSU, 64-40 at Starkville  
 MSU, 48-42 at Starkville  
 1950: MSU, 48-41 at Baton Rouge  
 LSU, 68-58 at Baton Rouge  
 1951: MSU, 94-69 at Starkville  
 LSU, 76-61 at Baton Rouge  
 1952: MSU, 59-54 at Starkville  
 LSU, 103-78 at Baton Rouge  
 LSU, 77-44 at Louisville, Ky.\*  
 1953: LSU, 75-55 at Starkville  
 LSU, 82-47 at Baton Rouge  
 1954: LSU, 65-54 at Starkville  
 LSU, 61-57 at Starkville  
 1955: LSU, 67-63 at Baton Rouge  
 MSU, 84-80 at Baton Rouge  
 1956: MSU, 87-78 at Baton Rouge  
 LSU, 79-71 at Starkville  
 1957: MSU, 81-72 at Baton Rouge  
 MSU, 94-76 at Baton Rouge  
 1958: MSU, 71-54 at Starkville  
 MSU, 95-72 at Starkville  
 1959: MSU, 78-71 at Baton Rouge  
 MSU, 75-67 at Baton Rouge  
 1960: MSU, 71-60 at Starkville  
 LSU, 69-64 at Starkville  
 1961: MSU, 77-61 at Baton Rouge  
 MSU, 56-54 at Baton Rouge  
 1962: MSU, 73-51 at New Orleans, La.#  
 MSU, 87-66 at Baton Rouge  
 MSU, 58-48 at Starkville  
 1963: MSU, 73-66 at Starkville  
 MSU, 99-64 at Baton Rouge  
 1964: LSU, 87-71 at Baton Rouge  
 LSU, 63-60 at Starkville  
 1965: MSU, 76-74 at Starkville  
 LSU, 94-75 at Baton Rouge  
 1966: MSU, 74-71 at Baton Rouge  
 MSU, 66-61 at Starkville  
 1967: MSU, 98-84 at Starkville  
 MSU, 66-64 at Baton Rouge  
 1968: LSU, 111-87 at Baton Rouge  
 LSU, 94-83 at Starkville  
 1969: LSU, 95-71 at Baton Rouge  
 LSU, 99-89 at Starkville  
 1970: LSU, 109-91 at Baton Rouge  
 LSU, 97-87 at Starkville  
 1971: LSU, 90-71 at Baton Rouge  
 MSU, 78-70 at Starkville  
 1972: LSU, 62-60 at Baton Rouge  
 MSU, 89-71 at Starkville  
 1973: LSU, 84-78 at Starkville  
 LSU, 94-82 at Baton Rouge  
 1974: MSU, 89-75 at Starkville  
 MSU, 87-84 ot at Baton Rouge  
 1975: MSU, 93-84 at Baton Rouge  
 MSU, 79-71 at Starkville  
 1976: MSU, 90-83 at Starkville  
 LSU, 80-69 at Baton Rouge  
 1977: MSU, 80-77 at Starkville  
 LSU, 71-66 at Baton Rouge

1978: MSU, 84-82 ot at Starkville  
 MSU, 68-67 at Baton Rouge  
 1979: LSU, 52-48 at Starkville  
 MSU, 65-57 at Baton Rouge  
 1980: LSU, 80-58 at Baton Rouge  
 LSU, 75-63 at Starkville  
 1981: MSU, 81-69 at Starkville  
 LSU, 94-89 at Baton Rouge  
 1982: LSU, 78-56 at Baton Rouge  
 LSU, 57-43 at Starkville  
 1983: MSU, 80-65 at Starkville  
 LSU, 86-73 at Baton Rouge  
 1984: LSU, 80-64 at Baton Rouge  
 LSU, 85-70 at Starkville  
 1985: MSU, 83-69 at Baton Rouge  
 LSU, 80-65 at Baton Rouge  
 1986: LSU, 90-84 at Baton Rouge  
 LSU, 68-62 at Starkville  
 1987: LSU, 52-50 at Starkville  
 LSU, 55-46 at Baton Rouge  
 LSU, 68-54 at Atlanta, Ga.\*  
 1988: MSU, 49-47 at Baton Rouge  
 MSU, 62-60 at Starkville  
 1989: MSU, 87-84 at Baton Rouge  
 MSU, 96-79 at Starkville  
 1990: MSU, 87-80 ot at Starkville  
 LSU, 86-68 at Baton Rouge  
 1991: MSU, 82-79 at Baton Rouge  
 MSU, 76-73 at Starkville  
 1992: LSU, 83-70 at Starkville  
 LSU, 89-80 at Baton Rouge  
 1993: LSU, 84-76 ot at Starkville  
 LSU, 92-66 at Baton Rouge  
 1994: MSU, 66-52 at Baton Rouge  
 MSU, 86-66 at Starkville  
 1995: MSU, 73-60 at Starkville  
 MSU, 67-61 at Baton Rouge  
 1996: MSU, 77-64 at Baton Rouge  
 MSU, 88-77 at Starkville  
 1997: MSU, 69-66 at Starkville  
 MSU, 68-60 at Baton Rouge  
 1998: MSU, 85-48 at Starkville  
 MSU, 63-62 at Baton Rouge  
 1999: MSU, 55-53 at Starkville  
 LSU, 74-63 at Baton Rouge  
 2000: MSU, 68-66 at Starkville  
 LSU, 71-66 at Baton Rouge  
 2001: LSU, 82-73 at Starkville  
 MSU, 55-48 at Baton Rouge  
 2002: MSU, 84-61 at Starkville  
 LSU, 68-65 ot at Baton Rouge  
 MSU, 57-51 at Atlanta, Ga.\*  
 2003: LSU, 85-72 at Baton Rouge  
 MSU, 67-64 at Starkville  
 MSU, 76-61 at New Orleans, La.\*  
 2004: MSU, 64-54 at Baton Rouge  
 MSU, 84-58 at Starkville  
 2005: LSU, 69-62 at Baton Rouge  
 LSU, 80-72 at Starkville  
 2006: LSU, 71-57 at Starkville  
 LSU, 72-59 at Baton Rouge

# - Sugar Bowl Tournament

*At Starkville: MSU leads, 54-35*  
*At Baton Rouge: LSU leads, 63-31*  
*At Neutral Sites: Tied, 3-3*



# SEC SERIES SCORES

## MSU vs. MISSISSIPPI (MSU LEADS, 131-102)

1914: MSU, 68-15 at Starkville	1937: UM, 40-36 at Starkville	1963: MSU, 78-64 at Starkville
MSU, 84-18 at Starkville	MSU, 43-34 at Starkville	MSU, 75-72 at Oxford
MSU, 12-10 at Oxford	UM, 36-34 at Oxford	UM, 77-75 at Oxford
MSU, 20-8 at Oxford	UM, 50-42 at Oxford	UM, 78-61 at Starkville
1916: MSU, 28-9 at Oxford	1938: UM, 49-37 at Meridian, Miss.	1965: MSU, 101-72 at Starkville
MSU, 33-20 at Oxford	MSU, 58-45 at Jackson, Miss.	MSU, 78-77 ot at Oxford
1917: MSU, 35-20 at Starkville	MSU, 43-41 at Starkville	1966: MSU, 90-74 at Oxford
MSU, 42-24 at Starkville	UM, 45-44 at Starkville	MSU, 96-76 at Starkville
MSU, 42-25 at Oxford	UM, 70-38 at Oxford	1967: UM, 71-70 at Starkville
UM, 29-15 at Oxford	UM, 59-45 at Oxford	UM, 58-57 at Oxford
1919: MSU, 32-23 at Oxford	1939: UM, 40-39 at Meridian, Miss.	1968: UM, 63-53 at Oxford
MSU, 52-14 at Oxford	MSU, 37-33 at Jackson, Miss.	MSU, 88-79 at Starkville
1920: UM, 23-10 at Oxford	UM, 44-43 at Oxford	1969: UM, 67-60 at Oxford
MSU, 21-15 at Oxford	UM, 33-30 at Oxford	MSU, 64-60 at Starkville
MSU, 49-13 at Starkville	MSU, 39-36 at Starkville	1970: UM, 58-57 at Starkville
MSU, 30-12 at Starkville	MSU, 51-27 at Starkville	UM, 57-55 at Oxford
1921: MSU, 33-12 at Starkville	1940: MSU, 50-46 at Vicksburg, Miss.	1971: UM, 83-74 at Oxford
MSU, 34-20 at Starkville	MSU, 47-35 at Starkville	MSU, 75-67 at Starkville
UM, 17-13 at Oxford	UM, 64-51 at Oxford	1972: UM, 68-66 at Starkville
UM, 23-13 at Oxford	1941: UM, 35-30 at Oxford	UM, 65-64 at Oxford
1922: MSU, 30-27 at Oxford	MSU, 30-23 at Starkville	1973: UM, 74-61 at Starkville
MSU, 27-24 at Oxford	UM, 41-40 at Oxford	UM, 83-64 at Oxford
UM, 27-25 at Starkville	MSU, 33-20 at Starkville	1974: UM, 72-67 at Oxford
MSU, 48-17 at Starkville	1942: UM, 33-31 at Starkville	MSU, 75-69 ot at Starkville
1923: MSU, 29-14 at Starkville	MSU, 52-37 at Oxford	1975: MSU, 100-80 at Starkville
MSU, 23-18 at Starkville	MSU, 37-30 at Starkville	MSU, 84-78 at Oxford
MSU, 28-26 at Oxford	MSU, 42-34 at Oxford	1976: MSU, 65-54 at Starkville
UM, 30-27 at Oxford	1943: UM, 52-51 at Oxford	MSU, 76-66 at Oxford
MSU, 33-26 at Atlanta, Ga. +	MSU, 54-43 at Oxford	1977: MSU, 85-49 at Starkville
1924: UM, 29-27 at Oxford	MSU, 51-39 at Starkville	UM, 82-67 at Oxford
MSU, 47-42 at Starkville	MSU, 46-45 at Starkville	1978: MSU, 73-48 at Starkville
1925: MSU, 34-30 at Starkville	1945: MSU, 44-37 at Starkville	UM, 61-60 at Oxford
MSU, 38-28 at Oxford	UM, 61-24 at Oxford	1979: MSU, 101-92 2ot at Starkville
1926: UM, 33-20 at Oxford	UM, 41-36 at Oxford	MSU, 68-64 at Oxford
1927: MSU, 36-22 at Starkville	UM, 45-32 at Oxford	1980: UM, 75-64 at Oxford
MSU, 30-24 at Starkville	1946: UM, 58-44 at Oxford	UM, 73-66 at Starkville
UM, 31-28 at Oxford	UM, 45-40 at Oxford	1981: UM, 59-52 ot at Starkville
UM, 26-19 at Oxford	MSU, 50-43 at Starkville	UM, 72-61 at Oxford
1928: MSU, 38-30 at Oxford	MSU, 54-34 at Starkville	1982: UM, 54-30 at Oxford
MSU, 29-27 at Starkville	1947: MSU, 53-31 at Oxford	UM, 47-33 at Starkville
MSU, 45-34 at Starkville	UM, 59-49 at Oxford	1983: UM, 67-61 at Starkville
MSU, 40-36 at Starkville	1948: MSU, 47-43 at Starkville	UM, 69-67 ot at Oxford
1929: MSU, 32-30 at Starkville	MSU, 45-42 at Oxford	1984: MSU, 64-56 at Oxford
MSU, 28-26 at Starkville	UM, 59-37 at Oxford	MSU, 70-51 at Starkville
UM, 37-21 at Oxford	UM, 63-46 at Oxford	1985: MSU, 61-44 at Oxford
UM, 41-27 at Oxford	1949: UM, 69-61 at Oxford	UM, 53-50 at Oxford
1930: UM, 30-26 at Greenwood, Miss.	UM, 52-51 at Starkville	1986: UM, 57-56 at Oxford
UM, 23-19 at Greenwood, Miss.	1950: MSU, 64-60 at Starkville	MSU, 48-43 at Starkville
UM, 38-31 at Oxford	UM, 62-45 at Oxford	1987: MSU, 63-62 at Starkville
MSU, 28-27 at Oxford	1951: MSU, 71-67 at Starkville	UM, 79-65 at Oxford
1932: UM, 37-19 at Oxford	UM, 95-60 at Oxford	1988: UM, 61-52 at Oxford
UM, 31-25 at Oxford	1952: UM, 77-62 at Starkville	MSU, 67-57 at Starkville
UM, 35-25 at Starkville	UM, 73-61 at Oxford	1989: UM, 75-65 at Oxford
UM, 38-26 at Starkville	1953: MSU, 73-60 at Starkville	MSU, 74-69 at Starkville
1933: MSU, 40-36 at Starkville	UM, 62-46 at Oxford	1990: MSU, 104-102 4ot at Starkville
MSU, 32-25 at Starkville	1954: UM, 63-53 at Oxford	UM, 75-67 at Oxford
UM, 50-49 at Oxford	MSU, 65-59 at Starkville	1991: MSU, 84-80 ot at Starkville
UM, 41-27 at Oxford	UM, 66-58 at Starkville	MSU, 84-77 at Oxford
1934: MSU, 41-25 at Starkville	MSU, 60-56 at Oxford	1992: MSU, 84-72 at Starkville
UM, 29-22 at Starkville	1956: MSU, 100-79 at Oxford	UM, 86-78 at Oxford
MSU, 29-24 at Oxford	MSU, 82-74 at Starkville	1993: UM, 69-53 at Oxford
UM, 36-35 at Oxford	1957: MSU, 82-72 at Starkville	UM, 56-53 at Starkville
1935: MSU, 55-37 at Starkville	MSU, 81-73 at Oxford	1994: MSU, 81-69 at Oxford
MSU, 61-31 at Starkville	1958: MSU, 66-53 at Starkville#	MSU, 72-52 at Starkville
UM, 35-33 at Oxford	UM, 67-62 at Oxford	1995: MSU, 94-52 at Starkville
UM, 40-38 at Oxford	MSU, 91-60 at Starkville	MSU, 46-42 at Oxford
1936: UM, 48-42 at Starkville	1959: MSU, 87-58 at Starkville	1996: MSU, 53-47 at Starkville
MSU, 39-38 at Starkville	MSU, 23-16 at Oxford	UM, 71-64 at Oxford
MSU, 51-43 at Oxford	1960: UM, 67-60 at Oxford	1997: MSU, 75-64 at Starkville
MSU, 41-32 at Oxford	MSU, 72-54 at Starkville	UM, 84-61 at Oxford
	1961: MSU, 63-40 at Starkville	1998: UM, 81-77 2ot at Oxford
	UM, 74-70 at Oxford	UM, 82-78 at Starkville
	1962: MSU, 61-57 at Oxford	1999: UM, 81-68 at Oxford
	MSU, 63-58 at Starkville	MSU, 72-69 at Starkville



# SEC SERIES SCORES



2000:	MSU, 61-59	at Oxford
	MSU, 80-67	at Starkville
2001:	MSU, 79-69	at Starkville
	UM, 51-48	at Oxford
2002:	UM, 66-59	at Oxford
	MSU, 61-59	at Starkville
2003:	MSU, 58-57	at Oxford
	MSU, 68-64	ot at Starkville
	MSU, 73-64	at New Orleans, La.*
2004:	MSU, 61-54	at Oxford
	MSU, 80-56	at Starkville
2005:	MSU, 87-76	at Oxford
	MSU, 71-68	at Starkville
2006:	UM, 75-65	at Oxford
	MSU, 84-55	at Starkville

# - MSU Holiday Tournament

At Starkville: MSU leads, 86-23

At Oxford: UM leads, 75-40

At Neutral Sites: MSU leads, 5-4

## MSU vs. SOUTH CAROLINA (MSU LEADS, 10-7)

1992:	MSU, 60-57	at Columbia
1993:	MSU, 83-63	at Starkville
1994:	MSU, 73-72	at Columbia
1995:	MSU, 71-56	at Starkville
1996:	USC, 77-69	at Columbia
1997:	USC, 73-65	at Starkville
1998:	USC, 76-65	at Columbia
1999:	MSU, 66-60	at Starkville
2000:	USC, 68-67	at Columbia
2001:	MSU, 77-73	at Starkville
	USC, 69-62	at Nashville, Tenn.*
2002:	MSU, 64-57	at Columbia
2003:	MSU, 64-48	at Starkville
2004:	MSU, 79-75	ot at Columbia
2005:	MSU, 73-65	at Starkville
2006:	USC, 83-61	at Columbia
	USC, 59-44	at Nashville, Tenn.*

At Starkville: MSU leads, 6-1

At Columbia: Tied, 4-4

At Neutral Sites: USC leads, 2-0

## MSU vs. TENNESSEE (TENNESSEE LEADS, 71-38)

1924:	UT, 20-17	at Knoxville
	MSU, 48-26	at Starkville
	MSU, 33-18	at Atlanta, Ga.+
1938:	MSU, 35-31	at Knoxville
	MSU, 34-31	at Starkville
	UT, 41-34	at Baton Rouge, La.*
1939:	MSU, 24-23	at Starkville
	UT, 42-30	at Knoxville
1941:	UT, 37-28	at Knoxville
	UT, 35-29	at Louisville, Ky.*
1942:	UT, 50-40	at Louisville, Ky.*
1943:	UT, 35-33	at Starkville
	UT, 42-36	at Knoxville
1945:	UT, 41-26	at Starkville
	UT, 44-27	at Knoxville
1946:	UT, 52-27	at Starkville
	UT, 38-31	at Knoxville
1947:	UT, 35-34	at Starkville
	UT, 65-36	at Knoxville
1948:	UT, 64-57	at Knoxville
	UT, 47-46	at Starkville
	UT, 73-52	at Louisville, Ky.*

1949:	UT, 63-58	at Knoxville
	UT, 73-46	at Louisville, Ky.*
1950:	MSU, 65-56	at Starkville
1951:	UT, 76-75	at Starkville
1952:	UT, 78-69	at Knoxville
1953:	MSU, 65-63	at Starkville
1954:	UT, 97-81	at Knoxville
1955:	UT, 93-67	at Starkville
1956:	MSU, 75-58	at Knoxville
1957:	MSU, 97-90	2ot at Starkville
1958:	UT, 104-83	at Knoxville
1959:	MSU, 52-45	at Knoxville
1960:	UT, 48-38	at Knoxville
1961:	MSU, 72-67	at Starkville
1962:	MSU, 91-67	at Knoxville
1963:	MSU, 63-59	at Starkville
1964:	UT, 82-58	at Knoxville
1965:	UT, 77-57	at Knoxville
1966:	MSU, 75-74	2ot at Starkville
1967:	UT, 67-45	at Knoxville
	UT, 78-76	3ot at Starkville
1968:	UT, 65-57	at Starkville
	UT, 63-51	at Knoxville
1969:	MSU, 58-57	at Starkville
	UT, 80-50	at Knoxville
1970:	UT, 58-56	at Knoxville
	UT, 72-60	at Starkville
1971:	MSU, 69-67	at Starkville
	UT, 88-65	at Knoxville
1972:	UT, 82-49	at Knoxville
	UT, 71-61	at Starkville
1973:	UT, 86-67	at Starkville
	UT, 93-76	at Knoxville
1974:	UT, 70-61	at Knoxville
	MSU, 62-58	at Starkville
1975:	UT, 97-87	at Starkville
	UT, 109-83	at Knoxville
1976:	UT, 75-66	at Knoxville
	UT, 78-76	at Starkville
1977:	UT, 68-59	at Knoxville
	UT, 76-68	at Starkville
1978:	MSU, 70-68	at Knoxville
	MSU, 62-60	at Starkville
1979:	MSU, 72-62	at Knoxville
	MSU, 90-84	2ot at Starkville
1980:	UT, 70-61	at Starkville
	UT, 85-73	at Knoxville
1981:	UT, 81-57	at Knoxville
	UT, 73-70	at Starkville
1982:	UT, 54-44	at Starkville
	UT, 50-48	at Knoxville
1983:	MSU, 75-74	ot at Knoxville
	MSU, 75-66	at Starkville
1984:	MSU, 63-56	ot at Starkville
	UT, 45-42	at Knoxville
1985:	MSU, 82-66	at Starkville
	UT, 79-64	at Knoxville
1986:	UT, 69-51	at Knoxville
	MSU, 57-49	at Starkville
1987:	UT, 74-61	at Knoxville
	MSU, 62-60	at Starkville
1988:	UT, 63-48	at Starkville
	UT, 64-62	at Knoxville
1989:	UT, 86-85	at Starkville
	UT, 81-71	at Knoxville
1990:	UT, 82-77	ot at Knoxville
	UT, 84-83	at Starkville
1991:	MSU, 70-65	at Knoxville
	MSU, 95-68	at Starkville
	UT, 87-70	at Nashville, Tenn.*
1992:	MSU, 94-76	at Starkville
1993:	UT, 92-75	at Knoxville

1994:	MSU, 80-66	at Starkville
	MSU, 73-69	at Memphis, Tenn.*
1995:	MSU, 60-52	at Knoxville
1996:	MSU, 60-59	at Starkville
1997:	UT, 54-53	at Knoxville
1998:	UT, 87-63	at Starkville
1999:	MSU, 88-82	at Knoxville
	MSU, 62-56	at Atlanta, Ga.*
2000:	UT, 88-81	at Starkville
2001:	UT, 84-79	at Knoxville
2002:	MSU, 92-91	ot at Starkville
2003:	UT, 59-49	at Knoxville
2004:	MSU, 82-60	at Starkville
2005:	UT, 64-63	at Knoxville
2006:	UT, 88-65	at Starkville

At Starkville: MSU leads, 26-24

At Knoxville: UT leads, 41-9

At Neutral Sites: UT leads, 6-3

## MSU vs. VANDERBILT (VANDERBILT LEADS, 70-41)

1922:	VU, 22-18	at Nashville
1923:	VU, 34-27	at Starkville
1924:	VU, 24-23	at Nashville
1925:	MSU, 29-20	at Starkville
1926:	MSU, 36-27	at Starkville
	VU, 21-20	at Nashville
1927:	VU, 36-34	at Starkville
1928:	MSU, 44-38	at Nashville
1929:	MSU, 47-32	at Starkville
1933:	MSU, 48-36	at Atlanta, Ga.*
1939:	VU, 73-40	at Knoxville, Tenn.*
1940:	VU, 46-36	at Knoxville, Tenn.*
1942:	VU, 41-38	at Starkville
1943:	MSU, 45-40	at Starkville
	VU, 45-35	at Nashville
1947:	VU, 64-44	at Nashville
1948:	MSU, 51-45	at Starkville
	VU, 51-48	at Nashville
1949:	VU, 35-29	at Starkville
	VU, 90-43	at Nashville
1950:	VU, 62-50	at Starkville
	VU, 85-50	at Nashville
1951:	VU, 63-60	at Starkville
1952:	VU, 86-61	at Nashville
1953:	MSU, 82-75	at Starkville
1954:	VU, 79-69	at Nashville
1955:	VU, 72-52	at Starkville
1956:	VU, 69-49	at Nashville
1957:	MSU, 63-62	at Starkville
1958:	VU, 74-62	at Nashville
1959:	MSU, 83-65	at Starkville
1960:	VU, 79-72	at Nashville
1961:	MSU, 74-65	at Starkville
1962:	VU, 100-86	at Nashville
1963:	MSU, 58-55	at Starkville
1964:	VU, 90-56	at Nashville
1965:	VU, 94-70	at Starkville
1966:	MSU, 92-90	at Nashville
1967:	VU, 79-64	at Nashville
	MSU, 74-71	at Starkville
1968:	VU, 90-69	at Starkville
	VU, 84-73	at Nashville
1969:	VU, 102-87	at Nashville
	VU, 120-83	at Starkville
1970:	VU, 93-79	at Starkville
	VU, 78-72	at Nashville
1971:	VU, 86-73	at Nashville
	MSU, 81-73	at Starkville



# SEC SERIES SCORES

1972: MSU, 76-69	at Starkville
VU, 104-82	at Nashville
1973: VU, 75-69	at Nashville
VU, 74-70	at Starkville
1974: VU, 75-69	at Nashville
VU, 60-59	at Starkville
1975: VU, 96-85	at Starkville
VU, 76-72	at Nashville
1976: VU, 71-66	ot at Starkville
VU, 76-75	at Nashville
1977: MSU, 102-77	at Starkville
VU, 68-66	at Nashville
1978: MSU, 79-73	at Starkville
MSU, 55-48	at Nashville
1979: MSU, 74-68	at Starkville
VU, 70-68	ot at Nashville
1980: MSU, 110-106	ot at Starkville
VU, 92-74	at Nashville
1981: VU, 79-61	at Nashville
MSU, 69-68	at Starkville
VU, 71-58	at Birmingham, Ala.*
1982: VU, 66-53	at Starkville
MSU, 33-31	at Starkville
1983: MSU, 64-48	at Starkville
VU, 63-60	at Nashville
MSU, 76-61	at Birmingham, Ala.*
1984: VU, 67-54	at Nashville
VU, 57-54	at Starkville
1985: MSU, 71-70	at Nashville
VU, 81-71	at Starkville
1986: MSU, 64-60	at Starkville
VU, 77-65	at Nashville
MSU, 62-54	at Lexington, Ky.*
1987: VU, 76-57	at Starkville
VU, 66-58	at Nashville
1988: VU, 82-66	at Nashville
MSU, 73-68	at Starkville
1989: VU, 81-70	at Starkville
VU, 77-58	at Nashville
1990: VU, 81-68	at Nashville
MSU, 83-68	at Starkville
1991: MSU, 85-62	at Starkville
VU, 91-70	at Nashville
1992: MSU, 74-71	at Nashville
VU, 77-55	at Birmingham, Ala.*
1993: VU, 80-39	at Starkville
1994: VU, 84-67	at Nashville
1995: MSU, 76-48	at Starkville
1996: VU, 69-64	at Nashville
1997: MSU, 60-53	at Starkville
VU, 73-67	ot at Memphis, Tenn.*
1998: VU, 77-73	at Nashville
1999: MSU, 67-62	at Starkville
MSU, 76-58	at Atlanta, Ga.*
2000: VU, 65-64	at Nashville
VU, 76-53	at Atlanta, Ga.*
2001: MSU, 80-63	at Starkville
2002: MSU, 66-43	at Nashville
2003: MSU, 82-60	at Starkville
2004: MSU, 72-69	at Nashville
VU, 74-70	ot at Atlanta, Ga.*
2005: MSU, 60-54	at Starkville
2006: VU, 80-52	at Nashville

At Starkville: MSU leads, 29-21  
 At Nashville: VU leads, 42-8  
 At Neutral Sites: VU leads, 7-4

+ - SIAA Tournament

! - Southern Conference Tournament

\* - SEC Tournament

## SEC TOURNAMENT BREAKDOWN BY OPPONENT

### MSU vs. ALABAMA

(UA leads, 6-2)

1933:	MSU, 30-25 (2nd Round)
1934:	UA, 37-25 (2nd Round)
1980:	UA, 76-75 (2nd Round)
1983:	UA, 51-50 (Semis)
1985:	UA, 42-31 (2nd Round)
1986:	UA, 77-65 (Semis)
1990:	UA, 59-44 (2nd Round)
2002:	MSU, 61-58 (Finals)

### MSU vs. ARKANSAS

(UA leads, 1-0)

1999:	UA, 84-79 (Semis-OT)
-------	----------------------

### MSU vs. AUBURN

(MSU leads, 2-1)

1982:	AU, 38-36 (1st Round-OT)
1986:	MSU, 65-63 (2nd Round)
1996:	MSU, 69-58 (2nd Round)

### MSU vs. FLORIDA

(UF leads, 2-1)

1995:	UF, 80-64 (2nd Round)
2002:	MSU, 62-52 (2nd Round)
2005:	UF, 80-64 (2nd Round)

### MSU vs. GEORGIA

(UG leads, 7-2)

1946:	UG, 45-44 (2nd Round)
1979:	UG, 75-72 (1st Round)
1984:	UG, 52-49 (1st Round)
1988:	UG, 64-43 (1st Round)
1989:	UG, 83-68 (1st Round)
1993:	UG, 87-56 (1st Round)
1996:	MSU, 86-68 (Semis)
1998:	UG, 79-76 (1st Round)
2005:	MSU, 76-65 (1st Round)

### MSU vs. KENTUCKY

(UK leads, 7-1)

1933:	UK, 46-27 (Finals)
1936:	UK, 41-39 (2nd Round)
1943:	UK, 52-43 (Semis)
1950:	UK, 56-46 (2nd Round)
1951:	UK, 92-70 (1st Round)
1994:	UK, 95-76 (2nd Round)
1996:	MSU, 84-73 (Finals)
2003:	UK, 64-57 (Finals)

### MSU vs. LSU

(Tied, 2-2)

1952:	LSU, 77-44 (1st Round)
1987:	LSU, 68-54 (1st Round)
2002:	MSU, 57-51 (Semis)
2003:	MSU, 76-61 (Semis)

### MSU vs. MISSISSIPPI

(MSU leads, 1-0)

2003:	MSU, 73-64 (2nd Round)
-------	------------------------

### MSU vs. SOUTH CAROLINA

(USC leads, 2-0)

2001:	USC, 69-62 (1st Round)
2006:	USC, 59-44 (1st Round)

### MSU vs. TENNESSEE

(UT leads, 6-2)

1938:	UT, 41-34 (1st Round)
1941:	UT, 35-29 (1st Round)
1942:	UT, 50-40 (2nd Round)
1948:	UT, 73-52 (1st Round)
1949:	UT, 73-46 (1st Round)
1991:	UT, 87-70 (2nd Round)
1994:	MSU, 73-69 (1st Round)
1999:	MSU, 62-56 (2nd Round)

### MSU vs. VANDERBILT

(VU leads, 7-4)

1933:	MSU, 48-36 (Semis)
1939:	VU, 73-40 (1st Round)
1940:	VU, 46-36 (1st Round)
1981:	VU, 71-58 (1st Round)
1983:	MSU, 76-61 (2nd Round)
1986:	MSU, 62-54 (1st Round)
1992:	VU, 77-55 (1st Round)
1997:	VU, 73-67 (1st Round-OT)
1999:	MSU, 76-58 (1st Round)
2000:	VU, 76-53 (1st Round)
2004:	VU, 74-70 (2nd Round-OT)

Note: Mississippi State also owns a 1-3 record against Georgia Tech and a 1-0 mark versus Tulane in Southeastern Conference Tournament play.

# SEC SERIES BREAKDOWNS



## ALABAMA (UA leads, 109-66)

Last MSU win: 71-58 (2005-06)  
Last UA win: 65-59 (2005-06)  
Current MSU win streak: 1  
Biggest MSU win: 79-50 (1998-99)  
Biggest UA win: 98-49 (2004-05)  
Most MSU points: 97 (1971-72)  
Most UA points: 99 (1954-55)

## AT STARKVILLE (MSU leads, 51-34)

Last MSU win: 71-58 (2005-06)  
Last UA win: 68-63 (2004-05)  
Current MSU win streak: 1  
Biggest MSU win: 79-50 (1998-99)  
Biggest UA win: 76-55 (1986-87)  
Most MSU points: 97 (1971-72)  
Most UA points: 92 (1972-73)

## AT TUSCALOOSA (UA leads, 69-13)

Last MSU win: 82-81 (2003-04)  
Last UA win: 65-59 (2005-06)  
Current UA win streak: 2  
Biggest MSU win: 35-13 (1920-21)  
Biggest UA win: 98-49 (2004-05)  
Most MSU points: 86 (twice)  
Most UA points: 99 (1954-55)

## AT NEUTRAL SITES (UA leads, 6-2)

Last MSU win: 61-58 (2001-02)  
Last UA win: 59-44 (1989-90)  
Current MSU win streak: 1  
Biggest MSU win: 30-25 (1932-33)  
Biggest UA win: 59-44 (1989-90)  
Most MSU points: 75 (1979-80)  
Most UA points: 77 (1985-86)

## ARKANSAS (UA leads, 23-17)

Last MSU win: 69-67 (2005-06)  
Last UA win: 80-70 (2005-06)  
Current UA win streak: 1  
Biggest MSU win: 79-39 (1951-52)  
Biggest UA win: 115-58 (1992-93)  
Most MSU points: 93 (1996-97)  
Most UA points: 115 (1992-93)

## AT STARKVILLE (MSU leads, 13-5)

Last MSU win: 69-67 (2005-06)  
Last UA win: 87-81 (1999-00)  
Current MSU win streak: 6  
Biggest MSU win: 79-39 (1951-52)  
Biggest UA win: 84-76 (1991-92)  
Most MSU points: 93 (1996-97)  
Most UA points: 87 (1999-00)

## AT FAYETTEVILLE (UA leads, 14-3)

Last MSU win: 57-55 (2004-05)  
Last UA win: 80-70 (2005-06)  
Current UA win streak: 1  
Biggest MSU win: 77-70 (2003-04)  
Biggest UA win: 115-58 (1992-93)  
Most MSU points: 78 (1991-92)  
Most UA points: 115 (1992-93)

## AT NEUTRAL SITES (UA leads, 4-1)

Last MSU win: 76-74 (1969-70)  
Last UA win: 84-79 (1998-99)  
Current UA win streak: 2  
Biggest MSU win: 76-74 (1969-70)  
Biggest UA win: 94-61 (1977-78)  
Most MSU points: 79 (1998-99)  
Most UA points: 94 (1977-78)

## AUBURN (AU leads, 67-58)

Last MSU win: 71-53 (2005-06)  
Last AU win: 75-71 (2005-06)  
Current AU win streak: 1  
Biggest MSU win: 90-53 (2004-05)  
Biggest AU win: 97-66 (1958-59)  
Most MSU points: 105 (2003-04)  
Most AU points: 98 (1974-75)

## AT STARKVILLE (MSU leads, 35-24)

Last MSU win: 71-53 (2005-06)  
Last AU win: 51-45 (1999-00)  
Current MSU win streak: 6  
Biggest MSU win: 90-53 (2004-05)  
Biggest AU win: 73-55 (1983-84)  
Most MSU points: 105 (2003-04)  
Most AU points: 91 (2003-04)

## AT AUBURN (AU leads, 40-20)

Last MSU win: 73-68 (2003-04)  
Last AU win: 75-71 (2005-06)  
Current AU win streak: 2  
Biggest MSU win: 84-64 (1990-91)  
Biggest AU win: 97-66 (1958-59)  
Most MSU points: 91 (1993-94)  
Most AU points: 98 (1974-75)

## AT NEUTRAL SITES (Tied, 3-3)

Last MSU win: 69-58 (1995-96)  
Last AU win: 38-36 (1981-82)  
Current MSU win streak: 2  
Biggest MSU win: 52-37 (1957-58)  
Biggest AU win: 42-34 (1927-28)  
Most MSU points: 75 (1953-54)  
Most AU points: 76 (1953-54)

## FLORIDA (UF leads, 55-45)

Last MSU win: 71-57 (2004-05)  
Last UF win: 75-60 (2005-06)  
Current UF win streak: 2  
Biggest MSU win: 105-68 (1958-59)  
Biggest UF win: 100-56 (1986-87)  
Most MSU points: 105 (1958-59)  
Most UF points: 107 (1974-75)

## AT STARKVILLE (MSU leads, 31-18)

Last MSU win: 71-57 (2004-05)  
Last UF win: 74-66 (2002-03)  
Current MSU win streak: 1  
Biggest MSU win: 55-24 (1946-47)  
Biggest UF win: 84-56 (1986-87)  
Most MSU points: 104 (1974-75)  
Most UF points: 107 (1974-75)

## AT GAINESVILLE (UF leads, 35-12)

Last MSU win: 79-68 (2003-04)  
Last UF win: 75-60 (2005-06)  
Current UF win streak: 1  
Biggest MSU win: 105-68 (1958-59)  
Biggest UF win: 100-56 (1986-87)  
Most MSU points: 105 (1958-59)  
Most UF points: 100 (1986-87)

## AT NEUTRAL SITES (Tied, 2-2)

Last MSU win: 62-52 (2001-02)  
Last UF win: 80-64 (2004-05)  
Current UF win streak: 1  
Biggest MSU win: 62-52 (2001-02)  
Biggest UF win: 80-64 (twice)  
Most MSU points: 66 (1967-68)  
Most UF points: 80 (twice)

## GEORGIA (MSU leads, 48-47)

Last MSU win: 83-68 (2005-06)  
Last UG win: 67-63 (2002-03)  
Current MSU win streak: 4  
Biggest MSU win: 98-69 (1976-77)  
Biggest UG win: 87-56 (1992-93)  
Most MSU points: 99 (1960-61)  
Most UG points: 95 (1968-69)

## AT STARKVILLE (MSU leads, 29-14)

Last MSU win: 83-68 (2005-06)  
Last UG win: 86-68 (2001-02)  
Current MSU win streak: 2  
Biggest MSU win: 98-69 (1976-77)  
Biggest UG win: 86-68 (2001-02)  
Most MSU points: 98 (1976-77)  
Most UG points: 95 (1968-69)

## AT ATHENS (UG leads, 25-17)

Last MSU win: 76-62 (2004-05)  
Last UG win: 67-63 (2002-03)  
Current MSU win streak: 1  
Biggest MSU win: 93-71 (1966-67)  
Biggest UG win: 70-40 (1948-49)  
Most MSU points: 99 (1960-61)  
Most UG points: 94 (2000-01)

## AT NEUTRAL SITES (UG leads, 8-2)

Last MSU win: 76-65 (2004-05)  
Last UG win: 79-76 (1997-98)  
Current MSU win streak: 1  
Biggest MSU win: 86-68 (1995-96)  
Biggest UG win: 87-56 (1992-93)  
Most MSU points: 86 (1995-96)  
Most UG points: 87 (1992-93)

## KENTUCKY (UK leads, 83-17)

Last MSU win: 74-69 (2001-02)  
Last UK win: 81-66 (2005-06)  
Current UK win streak: 5  
Biggest MSU win: 82-69 (1984-85)  
Biggest UK win: 110-66 (1951-52)  
Most MSU points: 97 (1989-90)  
Most UK points: 118 (1974-75)

## AT STARKVILLE (UK leads, 30-11)

Last MSU win: 74-69 (2001-02)  
Last UK win: 81-66 (2005-06)  
Current UK win streak: 2  
Biggest MSU win: 82-69 (1984-85)  
Biggest UK win: 118-80 (1974-75)  
Most MSU points: 89 (1956-57)  
Most UK points: 118 (1974-75)

## AT LEXINGTON (UK leads, 42-4)

Last MSU win: 76-71 (1994-95)  
Last UK win: 94-78 (2004-05)  
Current UK win streak: 5  
Biggest MSU win: 76-71 (1994-95)  
Biggest UK win: 110-66 (1951-52)  
Most MSU points: 97 (1989-90)  
Most UK points: 112 (1974-75)

## AT NEUTRAL SITES (UK leads, 11-2)

Last MSU win: 84-73 (1995-96)  
Last UK win: 64-57 (2002-03)  
Current UK win streak: 1  
Biggest MSU win: 84-73 (1995-96)  
Biggest UK win: 87-55 (1949-50)  
Most MSU points: 84 (1995-96)  
Most UK points: 95 (1993-94)



# SEC SERIES BREAKDOWNS

## LSU

*(LSU leads, 101-88)*

Last MSU win: 84-58 (2003-04)  
Last LSU win: 72-59 (2005-06)  
Current LSU win streak: 4  
Biggest MSU win: 85-48 (1997-98)  
Biggest LSU win: 73-31 (1945-46)  
Most MSU points: 99 (1962-63)  
Most LSU points: 111 (1967-68)

## AT STARKVILLE

*(MSU leads, 54-35)*

Last MSU win: 84-58 (2003-04)  
Last LSU win: 71-57 (2005-06)  
Current LSU win streak: 2  
Biggest MSU win: 85-48 (1997-98)  
Biggest LSU win: 42-12 (1910-11)  
Most MSU points: 98 (1966-67)  
Most LSU points: 99 (1968-69)

## AT BATON ROUGE

*(LSU leads, 63-31)*

Last MSU win: 64-54 (2003-04)  
Last LSU win: 72-59 (2005-06)  
Current LSU win streak: 2  
Biggest MSU win: 99-64 (1962-63)  
Biggest LSU win: 73-31 (1945-46)  
Most MSU points: 99 (1962-63)  
Most LSU points: 111 (1967-68)

## AT NEUTRAL SITES

*(Tied, 3-3)*

Last MSU win: 76-61 (2002-03)  
Last LSU win: 68-54 (1986-87)  
Current MSU win streak: 2  
Biggest MSU win: 73-51 (1961-62)  
Biggest LSU win: 77-44 (1951-52)  
Most MSU points: 76 (2002-03)  
Most LSU points: 77 (1951-52)

## MISSISSIPPI

*(MSU leads, 131-102)*

Last MSU win: 84-55 (2005-06)  
Last UM win: 75-65 (2005-06)  
Current MSU win streak: 1  
Biggest MSU win: 84-18 (1913-14)  
Biggest UM win: 61-24 (1944-45)  
Most MSU points: 104 (1989-90)  
Most UM points: 102 (1989-90)

## AT STARKVILLE

*(MSU leads, 86-23)*

Last MSU win: 84-55 (2005-06)  
Last UM win: 82-78 (1997-98)  
Current MSU win streak: 8  
Biggest MSU win: 84-18 (1913-14)  
Biggest UM win: 61-24 (1944-45)  
Most MSU points: 104 (1989-90)  
Most UM points: 102 (1989-90)

## AT OXFORD

*(UM leads, 75-40)*

Last MSU win: 87-76 (2004-05)  
Last UM win: 75-65 (2005-06)  
Current UM win streak: 1  
Biggest MSU win: 52-14 (1918-19)  
Biggest UM win: 95-60 (1950-51)  
Most MSU points: 100 (1955-56)  
Most UM points: 95 (1950-51)

## AT NEUTRAL SITES

*(MSU leads, 5-4)*

Last MSU win: 73-64 (2002-03)  
Last UM win: 40-39 (1938-39)  
Current MSU win streak: 3  
Biggest MSU win: 58-45 (1937-38)  
Biggest UM win: 49-37 (1937-38)  
Most MSU points: 73 (2002-03)  
Most UM points: 64 (2002-03)

## SOUTH CAROLINA

*(MSU leads, 10-7)*

Last MSU win: 73-65 (2004-05)  
Last USC win: 59-44 (2005-06)  
Current USC win streak: 2  
Biggest MSU win: 83-63 (1992-93)  
Biggest USC win: 83-61 (2005-06)  
Most MSU points: 83 (1992-93)  
Most USC points: 83 (2005-06)

## AT STARKVILLE

*(MSU leads, 6-1)*

Last MSU win: 73-65 (2004-05)  
Last USC win: 73-65 (1996-97)  
Current MSU win streak: 4  
Biggest MSU win: 83-63 (1992-93)  
Biggest USC win: 73-65 (1996-97)  
Most MSU points: 83 (1992-93)  
Most USC points: 73 (twice)

## AT COLUMBIA

*(Tied, 4-4)*

Last MSU win: 79-75 (2003-04)  
Last USC win: 83-61 (2005-06)  
Current USC win streak: 1  
Biggest MSU win: 64-57 (2001-02)  
Biggest USC win: 83-61 (2005-06)  
Most MSU points: 79 (2003-04)  
Most USC points: 83 (2005-06)

## AT NEUTRAL SITES

*(USC leads, 2-0)*

Last MSU win: Never won  
Last USC win: 59-44 (2005-06)  
Current USC win streak: 2  
Biggest MSU win: Never won  
Biggest USC win: 59-44 (2005-06)  
Most MSU points: 62 (2000-01)  
Most USC points: 69 (2000-01)

## TENNESSEE

*(UT leads, 71-38)*

Last MSU win: 82-60 (2003-04)  
Last UT win: 88-65 (2005-06)  
Current UT win streak: 2  
Biggest MSU win: 95-68 (1990-91)  
Biggest UT win: 82-49 (1971-72)  
Most MSU points: 97 (1956-57)  
Most UT points: 109 (1974-75)

## AT STARKVILLE

*(MSU leads, 26-24)*

Last MSU win: 82-60 (2003-04)  
Last UT win: 88-65 (2005-06)  
Current UT win streak: 1  
Biggest MSU win: 95-68 (1990-91)  
Biggest UT win: 93-67 (1954-55)  
Most MSU points: 97 (1956-57)  
Most UT points: 97 (1974-75)

## AT KNOXVILLE

*(UT leads, 41-9)*

Last MSU win: 88-82 (1998-99)  
Last UT win: 64-63 (2004-05)  
Current UT win streak: 3  
Biggest MSU win: 91-67 (1961-62)  
Biggest UT win: 82-49 (1971-72)  
Most MSU points: 91 (1961-62)  
Most UT points: 109 (1974-75)

## AT NEUTRAL SITES

*(UT leads, 6-3)*

Last MSU win: 62-56 (1998-99)  
Last UT win: 87-70 (1990-91)  
Current MSU win streak: 2  
Biggest MSU win: 33-18 (1923-24)  
Biggest UT win: 73-46 (1948-49)  
Most MSU points: 73 (1993-94)  
Most UT points: 87 (1990-91)

## VANDERBILT

*(VU leads, 70-41)*

Last MSU win: 60-54 (2004-05)  
Last VU win: 80-52 (2005-06)  
Current VU win streak: 1  
Biggest MSU win: 76-48 (1994-95)  
Biggest VU win: 90-43 (1948-49)  
Most MSU points: 110 (1979-80)  
Most VU points: 120 (1968-69)

## AT STARKVILLE

*(MSU leads, 29-21)*

Last MSU win: 60-54 (2004-05)  
Last VU win: 80-39 (1992-93)  
Current MSU win streak: 6  
Biggest MSU win: 76-48 (1994-95)  
Biggest VU win: 80-39 (1992-93)  
Most MSU points: 110 (1979-80)  
Most VU points: 120 (1968-69)

## AT NASHVILLE

*(VU leads, 42-8)*

Last MSU win: 72-69 (2003-04)  
Last VU win: 80-52 (2005-06)  
Current VU win streak: 1  
Biggest MSU win: 66-43 (2001-02)  
Biggest VU win: 90-43 (1948-49)  
Most MSU points: 92 (1965-66)  
Most VU points: 104 (1971-72)

## AT NEUTRAL SITES

*(VU leads, 7-4)*

Last MSU win: 76-58 (1998-99)  
Last VU win: 74-70 (2003-04)  
Current VU win streak: 2  
Biggest MSU win: 76-58 (1998-99)  
Biggest VU win: 73-40 (1938-39)  
Most MSU points: 76 (twice)  
Most VU points: 77 (1991-92)

# 2008-09 MISSISSIPPI STATE UNIVERSITY REVIEW





# 2007-08 SEASON REVIEW

Opponent	1st	2nd	Score	Mar	Total FG	FG Pct	3-Pointers	3FG Pct	Free Throws	FT Pct	Rebounds	Mar	Assist	TOver	Block	Steal	Fouls
LOUISIANA TECH	30/14	45/31	75-45	+30	27-71/17-62	.380/.274	8-25/6-20	.320/.300	13-20/5-10	.650/.500	46/52	(6)	13/7	4/22	10/3	6/3	13/18
CLEMSON	32/39	50/45	82-84	(2)	28-64/24-70	.438/.343	7-24/8-21	.292/.381	19-31/28-38	.613/.737	51/42	+9	10/14	19/13	10/3	5/9	28/22
UT MARTIN	41/30	45/40	86-70	+16	33-60/25-78	.550/.321	10-22/11-36	.455/.306	10-16/9-14	.625/.643	50/38	+12	21/11	25/14	9/1	6/9	14/21
UC Irvine	41/34	27/19	68-53	+15	24-55/19-54	.436/.352	7-18/3-17	.389/.176	13-20/12-18	.650/.667	43/31	+12	13/11	17/13	5/1	6/7	17/21
Southern Illinois	28/32	21/31	49-63	(14)	18-42/20-45	.429/.444	7-20/6-17	.350/.353	6-9/17-18	.667/.944	29/24	+5	11/15	21/12	3/2	5/9	18/17
Miami (OH)	24/29	36/38	60-67	(7)	24-54/24-52	.444/.462	3-16/5-12	.188/.417	9-13/14-23	.692/.609	36/29	+7	10/18	15/7	8/1	4/5	18/15
MURRAY STATE	39/24	39/37	78-61	+17	28-54/27-62	.519/.435	4-15/4-15	.267/.267	18-23/3-4	.783/.750	36/29	+7	13/9	14/15	7/4	11/9	10/18
SE LOUISIANA	41/27	43/32	84-59	+25	32-61/23-54	.525/.426	7-18/1-11	.389/.091	13-19/12-15	.684/.800	39/24	+15	10/7	21/22	6/2	11/11	15/17
MIAMI (FL)	28/27	30/37	58-64	(6)	23-61/23-66	.377/.348	6-24/8-20	.250/.400	6-10/10-12	.600/.833	40/43	(3)	10/8	10/9	12/6	4/3	14/12
South Alabama	32/30	35/41	67-71	(4)	23-61/26-53	.377/.491	9-30/10-17	.300/.588	12-24/9-21	.500/.429	42/39	+3	16/17	16/18	7/1	13/8	24/20
Loyola Marymount	40/22	45/32	85-54	+31	34-58/19-57	.586/.333	9-23/3-15	.391/.200	8-26/13-20	.308/.650	46/32	+14	25/13	22/23	12/0	14/13	21/23
TAMCC	51/40	44/30	95-70	+25	32-63/21-55	.508/.382	9-16/11-24	.563/.458	22-32/17-22	.688/.773	44/29	+15	18/10	10/14	6/6	8/0	19/22
MISSOURI	41/38	46/37	87-75	+12	31-60/27-62	.517/.435	5-21/9-27	.238/.333	20-30/12-21	.667/.571	43/33	+10	18/19	14/12	7/3	5/6	19/29
Lafayette	37/25	40/28	77-53	+24	27-62/19-72	.435/.264	9-27/6-25	.333/.240	14-21/9-15	.667/.600	48/44	+4	15/8	17/16	10/4	8/9	14/17
LSU	25/19	36/20	61-39	+22	24-50/14-66	.480/.212	4-18/2-17	.222/.118	9-17/9-13	.529/.692	47/36	+11	11/4	17/9	10/4	5/6	15/14
GEORGIA	27/24	33/25	60-49	+11	22-53/16-65	.415/.246	4-20/3-17	.200/.176	12-19/14-22	.632/.636	41/44	(3)	10/6	16/14	16/1	6/11	17/21
KENTUCKY	32/27	37/37	69-64	+5	22-51/23-60	.431/.383	8-22/7-20	.364/.350	17-33/11-12	.515/.917	40/33	+7	13/12	13/10	15/5	2/7	13/20
Alabama	33/28	33/28	66-56	+10	25-54/20-44	.463/.455	12-26/2-14	.462/.143	4-13/14-24	.308/.583	34/29	+5	13/16	12/17	3/7	7/7	20/14
MISSISSIPPI	38/31	50/37	88-68	+20	34-60/28-76	.567/.368	7-19/4-17	.368/.235	13-19/8-12	.684/.667	40/39	+1	15/8	11/6	8/5	4/6	13/17
Arkansas	28/43	30/35	58-78	(20)	20-49/22-61	.408/.361	6-19/9-24	.316/.375	12-17/25-30	.706/.833	35/41	(6)	5/11	22/12	8/4	5/7	23/17
TENNESSEE	27/36	44/40	71-76	(5)	22-47/26-63	.468/.413	10-21/12-28	.476/.429	17-29/12-18	.586/.667	32/42	(10)	10/12	16/13	10/3	4/3	21/26
ALABAMA	33/29	40/37	73-66	+7	26-54/25-69	.481/.362	6-20/7-21	.300/.333	15-22/9-17	.682/.529	41/38	+3	16/12	13/7	6/6	4/6	12/17
Auburn	44/29	39/35	83-64	+19	25-48/23-68	.521/.338	10-23/6-25	.435/.240	23-26/12-15	.885/.800	46/27	+19	14/12	24/11	9/2	6/13	16/22
ARKANSAS	47/34	33/40	80-74	+6	26-54/29-63	.481/.460	5-13/8-20	.385/.400	23-29/8-15	.793/.533	38/33	+5	10/7	14/14	6/7	7/8	17/23
Mississippi	30/35	33/39	63-74	(11)	23-60/29-66	.383/.439	6-23/7-18	.261/.389	11-21/9-13	.524/.692	41/41	-	9/16	15/12	6/5	3/8	15/17
South Carolina	20/21	30/29	61-56	+5	23-53/20-65	.434/.308	5-18/7-36	.278/.194	10-15/9-17	.667/.529	42/36	+6	14/7	19/11	5/1	7/6	19/16
AUBURN	42/35	47/43	89-78	+11	33-55/28-71	.600/.394	11-23/12-32	.478/.375	12-16/10-13	.750/.769	36/29	+7	22/14	12/4	7/2	2/6	12/11
Florida	39/27	29/32	68-59	+9	23-55/22-61	.418/.361	7-21/7-25	.333/.280	15-25/8-11	.600/.727	40/40	-	13/15	8/10	7/3	9/1	15/18
Vanderbilt	30/30	44/44	85-86	(1)	33-64/30-76	.516/.395	4-19/15-38	.211/.395	15-28/11-11	.536/1.000	42/38	+4	9/20	14/12	5/1	3/2	15/24
LSU	42/43	42/32	84-75	+9	28-62/28-72	.452/.389	8-20/7-22	.400/.318	20-24/12-17	.833/.706	40/41	(1)	9/7	14/12	10/2	2/4	13/21
Alabama	29/36	30/23	69-67	+2	23-58/21-66	.397/.318	4-20/10-28	.200/.357	19-26/15-19	.731/.789	47/42	+5	11/9	18/11	6/4	7/12	14/21
Georgia	33/33	27/31	60-64	(4)	19-58/22-56	.328/.393	6-23/7-18	.261/.389	16-20/13-18	.800/.722	33/46	(13)	16/12	6/12	5/3	3/2	16/20
Oregon	28/38	48/31	76-69	+7	24-51/22-64	.471/.344	4-17/9-38	.235/.237	24-36/16-19	.667/.842	40/36	+4	16/13	12/10	6/2	5/6	15/26
Memphis	27/36	47/41	74-77	(3)	26-60/28-63	.433/.444	8-19/6-16	.421/.375	14-20/15-32	.700/.469	37/45	(8)	9/19	8/5	7/11	2/3	23/16

Note: Game totals are displayed in the format TEAM/OPPONENT for each category



# 2007-08 STATISTICS



RECORD:	OVERALL	HOME	AWAY	NEUTRAL
ALL GAMES.....	(23-11)	(12-3)	(7-4)	(4-4)
CONFERENCE.....	(12-4)	(7-1)	(5-3)	(0-0)
NON-CONFERENCE.....	(11-7)	(5-2)	(2-1)	(4-4)

## Player	GP-GS	Min	Avg	[---TOTAL---		[---3-PTS---		FT-FTA	Pct	[---REBOUNDS---								PF FO		A TO		Blk Stl		Pts	Avg
				FG-FGA	Pct	3FG-FGA	Pct			Off	Def	Tot	Avg												
23 Rhodes, Charles	31-29	976	31.5	214-381	.562	3-6	.500	107-159	.673	89	153	242	7.8	74	2	29	74	42	16	538	17.4				
44 Gordon, Jamont	34-34	1178	34.6	193-465	.415	60-188	.319	138-199	.693	40	184	224	6.6	88	1	168	138	21	38	584	17.2				
22 Stewart, Barry	34-34	1214	35.7	129-337	.383	62-186	.333	71-102	.696	46	111	157	4.6	80	2	88	78	4	44	391	11.5				
11 Hansbrough, Ben	30-28	1005	33.5	98-236	.415	62-173	.358	56-71	.789	20	95	115	3.8	68	2	77	48	2	31	314	10.5				
32 Varnado, Jarvis	34-34	968	28.5	109-170	.641	1-2	.500	50-100	.500	75	189	264	7.8	99	5	18	41	157	18	269	7.9				
25 Turner, Phil	30-11	498	16.6	41-124	.331	24-79	.304	15-27	.556	18	66	84	2.8	43	1	25	28	10	26	121	4.0				
02 Johnson, Ravern	29-0	187	6.4	31-65	.477	7-24	.292	4-10	.400	10	20	30	1.0	10	0	10	12	4	3	73	2.5				
21 Johnson, Brian	33-0	316	9.6	30-48	.625	0-2	.000	17-22	.773	34	39	73	2.2	37	0	8	35	12	14	77	2.3				
15 Benock, Riley	28-0	228	8.1	15-37	.405	14-33	.424	5-8	.625	2	17	19	0.7	16	0	22	16	4	4	49	1.8				
45 Bailey, Elgin	31-0	212	6.8	18-38	.474	0-0	.000	16-41	.390	20	26	46	1.5	43	0	1	16	8	4	52	1.7				
24 Augustus, Kodi	11-0	52	4.7	5-13	.385	2-7	.286	4-7	.571	3	9	12	1.1	8	0	2	7	3	1	16	1.5				
14 Bryant, Rod	5-0	5	1.0	2-3	.667	0-0	.000	0-1	.000	0	1	1	0.2	0	0	0	1	0	0	4	0.8				
33 Bolen, Brandon	9-0	12	1.3	0-2	.000	0-1	.000	1-2	.500	1	3	4	0.4	1	0	0	3	0	0	1	0.1				
03 Begley, Billy	12-0	14	1.2	0-3	.000	0-2	.000	0-0	.000	0	1	1	0.1	1	0	0	1	0	0	0	0.0				
10 Iupe, Joseph	9-0	10	1.1	0-0	.000	0-0	.000	0-0	.000	1	3	4	0.4	0	0	0	2	0	0	0	0.0				
TEAM										51	58	109	3.2	0		9									
Total	34	6875		885-1922	.460	235-703	.334	484-749	.646	410	975	1385	40.7	568	13	448	509	267	199	2489	73.2				
Opponents	34	6875		790-2137	.370	238-751	.317	410-599	.684	474	771	1245	36.6	653	19	399	422	115	225	2228	65.5				

SCORE BY PERIODS:	1st	2nd	OT	Total
Mississippi State	1159	1298	32	2489
Opponents	1045	1157	26	2228

## MISCELLANEOUS INDIVIDUAL STATISTICS

Games Scoring in Double Figures: Gordon 28, Rhodes 27, Stewart 21, Hansbrough 14, Varnado 12, Turner 4, Benock 1, B. Johnson 1, R. Johnson 1

Games Scoring 20-29 Points: Gordon 16, Rhodes 10, Hansbrough 3, Stewart 2

Games Scoring 30+ Points: Rhodes 2

Games Rebounding in Double Figures: Varnado 10, Rhodes 10, Gordon 4, Stewart 1, Turner 1

Games with Double Figures in Assists: Gordon 1.

Games with Double Figures in Points & Rebounds/Assists: Rhodes 9, Varnado 6 (1 triple-double), Gordon 4, Stewart 1, Turner 1

Games as Team's High Scorer (or co-leader): Gordon 17, Rhodes 11, Stewart 4, Hansbrough 3, Varnado 1, Turner 1

Games as Team's High Rebounder (or co-leader): Varnado 15, Rhodes 13, Gordon 8, Stewart 4, Turner 2

Games as Team's Leader in Assists (or co-leader): Gordon 28, Stewart 7, Hansbrough 7, Turner 1, Benock 1.

## WIN-LOSS DIFFERENTIAL

Diff.	1	2	3	4	5	6	7	8	9	10	11	12	13	14	15	16	17	18	19	20	21+
Won	1	2	1	2	2	1	2	1	1	1	1	1	1	1	1	1	1	1	1	1	6
Lost	1	1	1	2	1	1	1	1	1	1	1	1	1	1	1	1	1	1	1	1	6

## MISCELLANEOUS TEAM STATISTICS

Largest Lead Surrendered in Loss:  
8 at Vanderbilt (46-38)

Largest Halftime Lead Surrendered in Loss:  
--

Largest Deficit Overcome in Win:  
13 vs Oregon (41-28)

Largest Halftime Deficit Overcome in Win:  
10 vs Oregon (38-28)

Largest Lead At Any Time:  
23 at Auburn (83-60)

Largest Deficit At Any Time:  
20 at Arkansas (78-58)

## SEASON ATTENDANCE TOTALS

All games\*: 342,494 in 34 games -- 9,042 per game

Home games\*: 139,305 in 15 games -- 8,287 per game

Road games: 105,039 in 11 games -- 9,549 per game

Neutral-site games: 63,087 in 8 games -- 7,886 per game

SEC games\*: 172,837 in 16 games -- 10,082 per game

SEC Home games\*: 77,585 in 8 games -- 9,698 per game

SEC Road games: 95,252 in 8 games -- 11,907 per game

\* - Home attendance based on total tickets sold and distributed



# 2007-08 RESULTS

## 23-11; 12-4 & 1ST IN SEC WEST (NCAA 2ND ROUND)

Date	Opponent (MSU Rank/Opp Rank)	Score	+/-	W-L	Overall Record	SEC Record	Attend.	Leading Scorer(s)	Leading Rebounder(s)
11-10-07	LOUISIANA TECH	75-45	+3	W	1-0		10,153	(21)Gordon	(11)Stewart
11-15-07	CLEMSON	82-84	-2	L	1-1		9,950	(23)Gordon	(12)Gordon, Varnado
11-17-07	UT MARTIN	86-70	+14	W	2-1		9,950	(20)Hansbrough	(16)Varnado
11-22-07	# vs UC Irvine	68-53	+15	W	3-1		1,387	(18)Stewart	(11)Rhodes
11-23-07	# vs Southern Illinois	49-63	-14	L	3-2		1,447	(20)Gordon	(7)Varnado
11-25-07	# vs Miami (OH)	60-67	-7	L	3-3		2,447	(25)Rhodes	(10)Rhodes
12-01-07	MURRAY STATE	78-61	+17	W	4-3		7,787	(22)Rhodes	(7)Varnado
12-08-07	SOUTHEASTERN LOUISIANA	84-59	+25	W	5-3		7,719	(25)Gordon	(7)Gordon, Rhodes
12-13-07	MIAMI (FL)	58-64	-6	L	5-4		7,912	(18)Stewart, Gordon	(9)Gordon
12-15-07	+ at South Alabama	67-71	-4	L	5-5		6,731	(17)Turner	(13)Gordon
12-19-07	at Loyola Marymount	85-54	+31	W	6-5		1,005	(25)Gordon	(10)Rhodes
12-21-07	at Texas A&M-Corpus Christi	95-70	+25	W	7-5		2,051	(26)Rhodes	(10)Rhodes
12-30-07	MISSOURI	87-75	+12	W	8-5		8,249	(24)Stewart	(10)Turner
01-05-08	^ vs Lafayette	77-53	+24	W	9-5		3,044	(17)Hansbrough	(12)Varnado
01-09-08	at LSU	61-39	+22	W	10-5	1-0	7,843	(13)Varnado, Gordon	(17)Varnado
01-12-08	GEORGIA	60-49	+11	W	11-5	2-0	8,713	(15)Gordon	(9)Gordon, Turner, Varnado
01-15-08	KENTUCKY	69-64	+5	W	12-5	3-0	9,862	(24)Gordon	(12)Varnado
01-19-08	at Alabama	66-56	+10	W	13-5	4-0	11,290	(24)Gordon	(9)Rhodes
01-26-08	OLE MISS	88-68	+20	W	14-5	5-0	10,421	(26)Rhodes	(8)Varnado
01-30-08	at Arkansas	58-78	-20	L	14-6	5-1	17,927	(24)Gordon	(15)Rhodes
02-02-08	TENNESSEE	71-76	-5	L	14-7	5-2	10,150	(21)Stewart	(10)Rhodes
02-06-08	ALABAMA	73-66	+7	W	15-7	6-2	9,730	(17)Gordon, Rhodes	(9)Rhodes, Stewart
02-09-08	at Auburn	83-64	+19	W	16-7	7-2	7,489	(24)Gordon	(13)Gordon
02-16-08	ARKANSAS	80-74	+6	W	17-7	8-2	10,096	(24)Rhodes	(10)Varnado
02-20-08	at Ole Miss	63-74	-11	L	17-8	8-3	9,167	(20)Gordon	(8)Stewart
02-23-08	at South Carolina	61-56	+5	W	18-8	9-3	15,093	(24)Rhodes	(12)Varnado
02-27-08	AUBURN	89-78	+11	W	19-8	10-3	9,416	(30)Rhodes	(9)Varnado, Rhodes
03-01-08	at Florida	68-59	-9	W	20-8	11-3	12,127	(20)Hansbrough	(11)Varnado
03-05-08	at Vanderbilt	85-86	-1	L	20-9	11-4	14,316	(24)Gordon	(14)Rhodes
03-08-08	LSU	84-75	+9	W	21-9	12-4	9,197	(27)Rhodes	(10)Rhodes
03-14-08	! vs Alabama	69-67	+2	W	22-9		20,125	(23)Gordon	(11)Varnado
03-15-08	! vs Georgia	60-64	-4	L	22-10		2,517	(22)Rhodes	(6)Rhodes, Stewart Varnado
03-21-08	& vs Oregon	76-69	+7	W	23-10		16,060	(34)Rhodes	(11)Gordon
03-23-08	& vs Memphis	74-77	-3	L	23-11		16,060	(21)Gordon	(11)Gordon

# - Anaheim Classic (Anaheim, Calif.); + - Coors Classic (Mobile, Ala.); ^ - at Jackson, Miss. (Mississippi Coliseum); ! - SEC Tournament (Atlanta, Ga.); & - NCAA Tournament (Little Rock, Ark.)

### MISSISSIPPI STATE'S RECORD WHEN...

MSU led at halftime	19-2
MSU trailed at halftime	4-6
MSU was tied at halftime	0-2
MSU shot 45% or better from field	15-2
MSU shot less than 45% from field	8-9
MSU opponent shot less than 45% from field	21-8
MSU opponent shot 45% or better from field	2-2
MSU outrebounded (or tied) the opponent	20-6
MSU was outrebounded by the opponent	3-5
MSU committed fewer turnovers than opponent	7-2
MSU committed more turnovers than opponent	15-9
MSU committed same number of turnovers as opponent	1-0
MSU won the opening tip-off	20-8
MSU lost the opening tip-off	3-3
MSU held opponent to 65 points or less	13-3
MSU was involved in games decided by 5 points or less	3-6

### RECORD BY STARTING LINEUP

Gordon, Hansbrough, Rhodes, Stewart, Varnado	15-8
Gordon, Rhodes, Hansbrough, Stewart Varnado	4-2
Gordon, Hansbrough, Stewart, Turner, Varnado	4-1

### SCORE BY PERIODS

	1st	2nd	OT	Total
Mississippi State	1159	1298	32	2489
Opponents	1045	1157	26	2228

### WIN-LOSS RECORD BREAKDOWN

All Games	23-11
Home Games	12-3
Road Games	7-4
Neutral-site Games	4-4
Non-SEC Games	11-7
Non-SEC Home Games	5-2
Non-SEC Road Games	2-1
Non-SEC Neutral Games	2-2
SEC Regular Season	12-4
SEC Home Games	7-1
SEC Road Games	5-3
SEC Western Division	9-2
SEC Eastern Division	4-3
SEC Tournament Games	1-1
In-season Tournament Games	1-2
Exhibition Games	2-0
November Games	3-3
December Games	5-2
January Games	6-1
February Games	5-2
March Games	4-3
Monday Games	0-0
Tuesday Games	1-0
Wednesday Games	4-3
Thursday Games	1-2
Friday Games	3-1
Saturday Games	13-3
Sunday Games	1-2
Overtime Games	2-1
Television Games	15-10
vs. Ranked Opponents	1-4

# 2007-08 SUPERLATIVES



## TEAM SUPERLATIVES

<u>MSU High</u>	<u>MSU Low</u>	<u>Opponent High</u>	<u>Opponent Low</u>
Points Scored . . . . . 95 vs TAMU-Corpus Christi	49 vs Southern Illinois	86 by Vanderbilt	39 by LSU-A
Points, 1st Half . . . . . 51 vs TAMU-Corpus Christi	20 vs South Carolina	43 by LSU-H & Arkansas-A	14 by Louisiana Tech
Points, 2nd Half . . . . . 50 vs Ole Miss-H & Clemson	21 vs Southern Illinois	45 by Clemson	19 by UC Irvine
Scoring Margin . . . . . +31 vs Lo. Marymount (85-54)	-20 vs Arkansas-A (58-78)	+20 by Arkansas-A (78-58)	-31 by L. Marymount (54-85)
FG Made . . . . . 34 vs Ole Miss-H & LMU	18 vs Southern Illinois	30 by Vanderbilt	14 by LSU-A
FG Attempted . . . . . 71 vs Louisiana Tech	42 vs Southern Illinois	78 by UT Martin	44 by Alabama-A
FG Percentage . . . . . 60.0 vs Auburn-H (33-55)	32.8 vs Georgia-SECT (26-53)	49.1 by South Alabama (26-53)	20.2 by LSU-A (14-66)
3-pt FG Made . . . . . 12 vs Alabama-A	3 vs Miami [OH]	15 by Vanderbilt	1 by Southeastern Louisiana
3-pt FG Att. . . . . 30 vs South Alabama	13 vs Arkansas-H	38 by Vanderbilt & Oregon	11 by Southeastern Louisiana
3-pt FG Pct. . . . . 56.3 vs A&M Corpus Ch (9-16)	18.8 vs Miami [OH] (3-16)	58.8 by South Alabama (10-17)	9.1 by Southeastern Louisiana
FT Made . . . . . 24 vs Oregon	4 vs Alabama-A	28 by Clemson	3 by Murray State
FT Attempted . . . . . 36 vs Oregon	9 vs Southern Illinois	38 by Clemson	4 by Murray State
FT Percentage . . . . . 88.5 vs Auburn-A (23-26)	30.8 vs Alabama-A & LMU	100.0 by Vanderbilt (11-11)	42.9 by South Alabama (9-21)
Rebounds . . . . . 51 vs Clemson	29 vs Southern Illinois	52 by Louisiana Tech	24 by SE Louisiana & SIU
Off. Rebounds . . . . . 21 vs Clemson	7 vs four teams	21 by three teams	6 by SE Louisiana & SIU
Def. Rebounds . . . . . 38 vs UT Martin	20 vs Southern Illinois	37 by Louisiana Tech	13 by Auburn-H&A
Rebound Margin . . . . . +19 vs Auburn-A (46-27)	-13 vs Georgia-SECT (33-46)	+13 by Georgia-SECT (46-38)	-19 by Auburn-A (27-46)
Assists . . . . . 25 vs Loyola Marymount	5 vs Arkansas-A	20 by Vanderbilt	4 by LSU-A
Turnovers . . . . . 25 vs UT Martin	4 vs Louisiana Tech	23 by Loyola Marymount	4 by Auburn-H
Blocked Shots . . . . . 16 vs Georgia	3 vs Alabama-A & So. Illinois	11 by Memphis	0 by Loyola Marymount
Steals . . . . . 14 vs Loyola Marymount	2 vs three teams	13 by Auburn-A & L. Marymount	0 by Texas A&M-Corpus Christi
Personal Fouls . . . . . 28 vs Clemson	10 vs Murray State	29 by Missouri	11 by Auburn-H
Dunks . . . . . 10 vs Auburn-H	1 vs Arkansas-A & UC Irvine		

## INDIVIDUAL SUPERLATIVES

<u>MSU Player High</u>	<u>Opponent Player High</u>
Points Scored . . . . . 34 by Charles Rhodes vs Oregon	42 by Shan Foster (Vanderbilt)
Field Goals Made . . . . . 12 by Charles Rhodes vs Ole Miss-H	16 by Shan Foster (Vanderbilt)
Field Goals Attempted . . . . . 19 by Jamont Gordon vs three teams	27 by Marcus Thornton (LSU-H)
Field Goal Pct. (min 10 FGA) . . . . . 85.7 by Charles Rhodes vs Ole Miss (12-14)	82.4 by Demetric Bennett (South Ala.; 14-17)
3-Point Field Goals Made . . . . . 6 by Barry Stewart vs Tennessee	9 by Shan Foster (Vanderbilt)
3-Point Field Goals Attempted . . . . . 11 by Jamont Gordon vs Ole Miss-A	15 by Shan Foster (Vanderbilt)
3-Point Field Goal Pct. (min 5 FGA) . . . . . 80.0 by Riley Benock vs Ole Miss 4-5)	180.0 by Demetric Bennett (South Alabama; 6-6)
Free Throws Made . . . . . 14 by Charles Rhodes vs Oregon	9 by Randal Falker (Southern Illinois)
	9 by Michael Bramos (Miami [OH])
Free Throws Attempted . . . . . 18 by Charles Rhodes vs Oregon	11 by Michael Bramos (Miami [OH])
Free Throw Pct. (min 8 FTA) . . . . . 91.7 Jamont Gordon vs Auburn-A (11-12)	100.0 by Demontez Stitt (Clemson; 8-8)
Rebounds . . . . . 17 by Jarvis Varnado vs LSU-A	16 by Dwayne Curtis (Ole Miss-A)
Offensive Rebounds . . . . . 6 by Jarvis Varnado vs Clemson	8 by Dwayne Curtis (Ole Miss-A)
Defensive Rebounds . . . . . 13 by Jarvis Varnado vs UT Martin	13 by Kyle Gibson (Louisiana Tech)
Assists . . . . . 10 by Jamont Gordon vs Alabama-H	10 by Tyler Diekers (Miami [OH])
Turnovers . . . . . 8 by Jamont Gordon vs Auburn-H	7 by Richard Hendrix (Alabama-A)
Blocked Shots . . . . . 10 by Jarvis Varnado vs three teams	5 by Steven Hill (Arkansas-H)
Steals . . . . . 5 by Barry Stewart vs Alabama-SECT	6 by Bryan Mullins (Southern Illinois);
	6 by Frank Tolbert (Auburn-A)



# 2007-08 MISSISSIPPI STATE STATS

<u>Date</u>	<u>Opponent</u>	<u>W/L</u>	<u>Score</u>	<u>Attend</u>
11-10-07	LOUISIANA TECH	W	75-45	10153
11-15-07	CLEMSON	L	82-84	9950
11-17-07	UT MARTIN	W	86-70	9950
11-22-07	# vs UC Irvine	W	68-53	1387
11-23-07	# vs Southern Illinois	L	49-63	1447
11-25-07	# vs Miami (OH)	L	60-67	2447
12-01-07	MURRAY STATE	W	78-61	7787
12-08-07	SE LOUISIANA	W	84-59	7719
12-13-07	MIAMI (FL)	L	58-64	7912
12-15-07	+ at South Alabama	L	67-71	6731
12-19-07	at Loyola Marymount	W	85-54	1005
12-21-07	at Texas A&M-CC	W	95-70	2051
12-30-07	MISSOURI	W	87-75	8249
01-05-08	^ vs Lafayette	W	77-53	3044
*01-09-08	at LSU	W	61-39	7843
*01-12-08	GEORGIA	W	60-49	8713
*01-15-08	KENTUCKY	W	69-64	9862
*01-19-08	at Alabama	W	66-56	11290
*01-26-08	OLE MISS	W	88-68	10421
*01-30-08	at Arkansas	L	58-78	17927
*02-02-08	TENNESSEE	L	71-76	10150
*02-06-08	ALABAMA	W	73-66	9730
*02-09-08	at Auburn	W	83-64	7489
*02-16-08	ARKANSAS	W	80-74	10096
*02-20-08	at Ole Miss	L	63-74	9167
*02-23-08	at South Carolina	WOT	61-56	15093
*02-27-08	AUBURN	W	89-78	9416
*03-01-08	at Florida	W	68-59	12127
*03-05-08	at Vanderbilt	LOT	85-86	14316
*03-08-08	LSU	W	84-75	9197
03-14-08	! vs Alabama	WOT	69-67	20125
03-15-08	! vs Georgia	L	60-64	2517
03-21-08	& vs Oregon	W	76-69	16060
03-23-08	& vs Memphis	L	74-77	16060

# - Anaheim Classic (Anaheim, Calif.)

+ - Coors Classic (Mobile, Ala.)

^ - at Jackson, Miss. (Mississippi Coliseum)

\* - Southeastern Conference Game

! - SEC Tournament (Atlanta, Ga.)

& - NCAA Tournament (Little Rock, Ark.)

<u>Team Statistics</u>	<u>MS</u>	<u>OPP</u>
<b>SCORING</b> .....	2489	2228
Points per game .....	73.2	65.5
Scoring margin .....	+7.7	-
<b>FIELD GOALS-ATT</b> .....	885-1922	790-2137
Field goal pct .....	.460	.370
<b>3 POINT FG-ATT</b> .....	235-703	238-751
3-point FG pct .....	.334	.317
3-pt FG made per game .....	6.9	7.0
<b>FREE THROWS-ATT</b> .....	484-749	410-599
Free throw pct .....	.646	.684
<b>REBOUNDS</b> .....	1385	1245
Rebounds per game .....	40.7	36.6
Rebounding margin .....	+4.1	-
<b>ASSISTS</b> .....	448	399
Assists per game .....	13.2	11.7
<b>TURNOVERS</b> .....	509	422
Turnovers per game .....	15.0	12.4
Turnover margin .....	-2.6	-
Assist/turnover ratio .....	0.9	0.9
<b>STEALS</b> .....	199	225
Steals per game .....	5.9	6.6
<b>BLOCKS</b> .....	267	115
Blocks per game .....	7.9	3.4
<b>WINNING STREAK</b> .....	0	-
Home win streak .....	4	-
<b>ATTENDANCE</b> .....	139305	168126
Home games-Avg/Game .....	15-9287	11-9549
Neutral site-Avg/Game .....	-	8-7886

# 2007-08 POINTS-REBOUNDS-ASSISTS



Opponent	Date	Score	WL	JOHNSON,R	BEGLEY,BI	IUPE,JOSE	HANSBROUGH	BRYANT,RO	BENOCK,RI	JOHNSON,B	STEWART,B	RHODES,CH
LOUISIANA TECH	11-10-07	75-45	W	0-1-0	0-0-0	0-0-0	11-3-3	0-0-0	3-1-0	4-2-0	13-11-3	17-7-2
CLEMSON	11-15-07	82-84	L	DNP	DNP	DNP	6-2-3	DNP	0-0-0	10-3-0	12-6-2	17-6-1
UT MARTIN	11-17-07	86-70	W	2-0-0	0-1-0	0-0-0	20-5-3	2-1-0	10-2-4	0-4-0	9-4-4	15-5-2
vs UC Irvine	11-22-07	68-53	W	0-0-0	DNP	DNP	13-4-1	DNP	0-1-1	6-5-1	18-6-2	11-11-1
vs Southern Illinois	11-23-07	49-63	L	DNP	DNP	DNP	5-3-6	DNP	DNP	2-2-0	9-3-3	4-6-0
vs Miami (OH)	11-25-07	60-67	L	DNP	DNP	DNP	6-2-1	DNP	0-1-0	4-3-0	5-3-4	25-10-1
MURRAY STATE	12-01-07	78-61	W	0-0-0	0-0-0	0-0-0	9-2-2	0-0-0	2-2-1	6-4-1	14-5-2	22-5-2
SE LOUISIANA	12-08-07	84-59	W	1-0-1	0-0-0	0-1-0	10-3-1	2-0-0	3-4-1	2-0-0	6-1-2	16-7-0
MIAMI (FL)	12-13-07	58-64	L	DNP	DNP	DNP	0-4-2	DNP	0-1-0	2-2-0	18-4-1	10-7-1
at South Alabama	12-15-07	67-71	L	0-0-0	DNP	DNP	16-5-1	DNP	0-0-0	DNP	8-6-6	10-4-0
at Loyola Marymount	12-19-07	85-54	W	6-3-2	DNP	0-0-0	8-3-7	DNP	3-2-0	2-6-0	10-5-5	14-10-1
at TAMCC	12-21-07	95-70	W	6-2-1	DNP	0-0-0	7-6-1	DNP	3-0-3	0-4-0	19-2-4	26-10-1
MISSOURI	12-30-07	87-75	W	4-0-0	DNP	DNP	15-8-4	DNP	1-0-0	2-2-0	24-4-7	DNP
vs Lafayette	01-05-08	77-53	W	11-3-0	0-0-0	0-1-0	17-4-4	DNP	0-0-2	4-4-0	6-3-1	DNP
at LSU	01-09-08	61-39	W	6-3-0	0-0-0	0-1-0	7-7-4	DNP	3-0-0	0-0-0	11-6-5	DNP
GEORGIA	01-12-08	60-49	W	0-1-0	DNP	DNP	6-2-2	DNP	6-1-1	0-1-1	9-5-2	8-3-0
KENTUCKY	01-15-08	69-64	W	0-1-0	0-0-0	DNP	DNP	DNP	0-1-0	2-2-0	9-4-4	12-3-2
at Alabama	01-19-08	66-56	W	2-1-1	DNP	DNP	9-1-0	DNP	3-0-1	0-2-0	16-1-3	5-9-0
OLE MISS	01-26-08	88-68	W	3-0-0	0-0-0	0-1-0	DNP	0-0-0	12-1-1	2-3-3	12-4-3	26-6-1
at Arkansas	01-30-08	58-78	L	5-1-0	DNP	DNP	DNP	DNP	0-0-2	4-4-0	7-1-0	11-15-1
TENNESSEE	02-02-08	71-76	L	5-1-0	DNP	DNP	DNP	DNP	0-1-2	3-2-0	21-2-1	15-10-1
ALABAMA	02-06-08	73-66	W	0-1-0	DNP	DNP	10-0-2	DNP	0-0-0	0-2-0	13-9-2	17-9-1
at Auburn	02-09-08	83-64	W	4-0-0	0-0-0	DNP	20-4-3	DNP	0-0-0	0-1-0	7-3-1	17-10-0
ARKANSAS	02-16-08	80-74	W	2-2-0	DNP	DNP	8-3-0	DNP	0-0-0	0-2-0	19-5-1	24-1-1
at Ole Miss	02-20-08	63-74	L	0-4-0	DNP	DNP	8-5-1	DNP	0-0-1	2-0-0	11-8-3	13-5-1
at South Carolina	02-23-08	61-56	WOT	0-0-1	DNP	DNP	9-7-5	DNP	0-0-0	0-2-0	8-3-0	24-9-3
AUBURN	02-27-08	89-78	W	DNP	0-0-0	DNP	11-6-6	DNP	0-0-2	0-1-1	11-5-5	30-9-0
at Florida	03-01-08	68-59	W	5-1-2	DNP	DNP	20-5-2	DNP	DNP	3-1-0	10-8-1	15-8-2
at Vanderbilt	03-05-08	85-86	LOT	4-2-1	DNP	DNP	7-2-1	DNP	0-0-0	1-2-0	10-5-1	22-14-0
LSU	03-08-08	84-75	W	2-0-1	0-0-0	DNP	12-5-3	DNP	0-1-0	6-2-0	5-4-0	27-10-0
vs Alabama	03-14-08	69-67	WOT	0-0-0	DNP	DNP	8-6-2	DNP	DNP	2-0-0	11-8-3	15-8-2
vs Georgia	03-15-08	60-64	L	0-2-0	DNP	DNP	12-2-4	DNP	DNP	6-2-0	10-6-4	22-6-0
vs Oregon	03-21-08	76-69	W	0-1-0	0-0-0	DNP	5-4-3	DNP	DNP	2-2-0	16-2-2	34-9-1
vs Memphis	03-23-08	74-77	L	5-0-0	DNP	DNP	19-2-0	DNP	DNP	0-1-1	4-5-1	14-10-1
Opponent	Date	Score	WL	AUGUSTUS,	TURNER,PH	VARNADO,J	BOLEN,BRA	GORDON,JA	BAILEY,EL			
LOUISIANA TECH	11-10-07	75-45	W	0-2-0	0-4-2	4-5-0	0-1-0	21-5-3	2-1-0			
CLEMSON	11-15-07	82-84	L	DNP	5-4-1	7-12-0	DNP	23-12-3	2-1-0			
UT MARTIN	11-17-07	86-70	W	0-0-0	6-0-1	8-16-1	0-0-0	10-4-6	4-2-0			
vs UC Irvine	11-22-07	68-53	W	0-0-0	3-2-2	2-6-1	DNP	15-6-4	0-0-0			
vs Southern Illinois	11-23-07	49-63	L	DNP	3-1-0	6-7-0	DNP	20-4-2	0-1-0			
vs Miami (OH)	11-25-07	60-67	L	DNP	0-3-0	2-6-0	DNP	18-6-4	DNP			
MURRAY STATE	12-01-07	78-61	W	3-1-0	2-1-0	2-7-1	0-0-0	15-4-4	3-3-0			
SE LOUISIANA	12-08-07	84-59	W	8-6-0	1-0-0	8-3-0	0-0-0	25-7-4	2-4-1			
MIAMI (FL)	12-13-07	58-64	L	DNP	2-0-0	8-7-1	DNP	18-9-5	DNP			
at South Alabama	12-15-07	67-71	L	DNP	17-4-3	9-10-1	DNP	7-13-5	0-0-0			
at Loyola Marymount	12-19-07	85-54	W	3-2-2	3-1-0	10-6-1	0-0-0	25-3-7	1-5-0			
at Tamcc	12-21-07	95-70	W	0-0-0	13-3-2	2-7-1	1-1-0	13-2-5	5-5-0			
MISSOURI	12-30-07	87-75	W	0-0-0	12-10-2	9-8-0	DNP	20-8-5	0-0-0			
vs Lafayette	01-05-08	77-53	W	0-1-0	8-8-1	16-12-0	0-0-0	15-7-7	0-2-0			
at LSU	01-09-08	61-39	W	2-0-0	4-3-1	13-17-0	0-2-0	13-6-1	2-1-0			
GEORGIA	01-12-08	60-49	W	DNP	7-9-2	9-9-0	DNP	15-9-2	DNP			
KENTUCKY	01-15-08	69-64	W	DNP	11-4-1	10-12-1	DNP	24-9-5	1-1-0			
at Alabama	01-19-08	66-56	W	DNP	3-2-3	4-6-0	DNP	24-4-5	0-4-0			
OLE MISS	01-26-08	88-68	W	0-0-0	0-6-0	12-8-1	0-0-0	13-1-6	8-3-0			
at Arkansas	01-30-08	58-78	L	DNP	6-3-1	1-6-0	DNP	24-4-1	0-0-0			
TENNESSEE	02-02-08	71-76	L	DNP	2-3-0	5-4-0	DNP	17-3-6	3-4-0			
ALABAMA	02-06-08	73-66	W	DNP	4-5-0	8-3-1	DNP	17-6-10	4-2-0			
at Auburn	02-09-08	83-64	W	DNP	3-3-1	8-3-1	DNP	24-13-8	0-0-0			
ARKANSAS	02-16-08	80-74	W	DNP	0-0-0	10-10-0	DNP	9-8-8	8-3-0			
at Ole Miss	02-20-08	63-74	L	DNP	DNP	6-6-0	DNP	20-6-3	3-1-0			
at South Carolina	02-23-08	61-56	WOT	DNP	3-0-0	7-12-1	DNP	9-5-4	1-1-0			
AUBURN	02-27-08	89-78	W	DNP	3-0-0	14-9-2	DNP	20-4-6	0-0-0			
at Florida	03-01-08	68-59	W	DNP	DNP	11-11-1	DNP	4-5-5	0-0-0			
at Vanderbilt	03-05-08	85-86	LOT	DNP	DNP	16-3-1	DNP	24-8-5	1-1-0			
LSU	03-08-08	84-75	W	DNP	DNP	7-6-1	DNP	23-9-4	2-0-0			
vs Alabama	03-14-08	69-67	WOT	DNP	0-0-0	10-11-0	DNP	23-9-4	0-1-0			
vs Georgia	03-15-08	60-64	L	DNP	0-4-1	3-6-0	DNP	7-3-7	0-0-0			
vs Oregon	03-21-08	76-69	W	DNP	0-1-0	11-8-1	DNP	8-11-9	0-0-0			
vs Memphis	03-23-08	74-77	L	DNP	0-0-1	11-2-0	DNP	21-11-5	0-0-0			



# 2007-08 BOX SCORES

## GAME #1

### MSU 75, LOUISIANA TECH 45 Nov. 10, 2007 • STARKVILLE, MS

The Bulldogs tipped off their 96th season of collegiate basketball competition by cruising to a 75-45 home triumph over Louisiana Tech at MSU's Humphrey Coliseum.

With MSU (1-0) trailing by four points (10-6) eight minutes into the contest, Charles Rhodes' back-to-back dunks helped spark the Bulldogs on a 24-4 run over the final nine minutes of the opening half to give the home team a comfortable 30-14 halftime advantage. The sluggish first half of play saw MState shoot just 32 percent from the field, while Louisiana Tech (0-1) struggled at 22 percent field-goal shooting.

The homestanding Bulldogs continued to remain in control during the second stanza, building a 20-point lead (37-17) by the 16:31 mark. With the visitors getting no closer than 18 points (49-31 with 12:21 left) the rest of the way, the cushion increased to 30 points (61-31) by the 7:26 mark and ballooned to as many as 36 points (75-39) before MSU settled for the 30-point triumph. Five years ago in the last meeting between the two teams, MState pounded out an equally convincing 78-38 home victory over LTU.

While moving to 9-1 in season home openers during the Rick Stansbury era, the Bulldogs extended their home winning streak to eight consecutive games dating back to this past February. During that stretch, MSU's average margin of victory has been 20.1 points per home triumph.

Jamont Gordon paced four double-figure State scorers with a game-high 21 points. Charles Rhodes followed with 17 points, while Barry Stewart notched his first career double-double with 13 points and a career-high 11 rebounds. Kyle Gibson topped the visitors with his own double-double of 15 points and 15 boards.

#### LOUISIANA TECH (0-1)

Player	FG	3FG	FT	RB	PF	PT	A	Min
Rogers	1-4	0-0	0-0	9	3	2	1	21
Smith	3-11	0-0	0-0	7	1	6	0	29
Washington	2-6	1-3	0-0	3	1	5	1	31
Clark	2-4	2-3	0-0	3	0	6	2	14
Gibson	4-14	2-7	5-10	15	2	15	2	36
Loe	2-7	0-1	0-0	2	2	4	1	24
Mims	0-0	0-0	0-0	1	3	0	0	9
Lathan	1-10	1-5	0-0	3	3	3	0	20
Tims	2-6	0-1	0-0	4	3	4	0	16
Team				5				
<b>TOTALS</b>	<b>17-62</b>	<b>6-20</b>	<b>5-10</b>	<b>52</b>	<b>18</b>	<b>45</b>	<b>7</b>	<b>200</b>

#### MISSISSIPPI STATE (1-0)

Player	FG	3FG	FT	RB	PF	PT	A	Min
Rhodes	8-17	0-0	1-4	7	2	17	2	27
Varnado	1-5	0-0	2-2	5	1	4	0	26
Hansbrough	3-8	3-6	2-2	3	1	11	3	27
Stewart	5-10	1-5	2-3	11	2	13	3	26
Gordon	7-14	3-7	4-4	5	1	21	3	29
R. Johnson	0-2	0-0	0-0	1	1	0	0	4
Begley	0-1	0-0	0-0	0	0	0	0	1
Iupe	0-0	0-0	0-0	0	0	0	0	1
Bryant	0-0	0-0	0-0	0	0	0	0	1
Benock	1-3	1-3	0-0	1	1	3	0	11
B. Johnson	1-3	0-1	2-3	2	2	4	0	11
Augustus	0-2	0-2	0-0	2	1	0	0	9
Turner	0-3	0-1	0-0	4	1	0	2	18
Bolen	0-0	0-0	0-0	1	0	0	0	1
Bailey	1-3	0-0	0-2	1	0	2	0	8
Team				3				
<b>TOTALS</b>	<b>27-71</b>	<b>8-25</b>	<b>13-20</b>	<b>46</b>	<b>13</b>	<b>75</b>	<b>13</b>	<b>200</b>

Halftime: MSU 30, LTU 14. FG%: MSU 38.0%, LTU 27.4%. 3FG%: MSU 32.0%, LTU 30.0%. FT%: MSU 65.0%, LTU 50.0%. Turnovers: MSU 4 (Gordon 2), LTU 22 (Clark 4). Blocked Shots: MSU 10 (Varnado 6), LTU 3 (Gibson 2). Steals: MSU 6 (Gordon, Turner 2), LTU 3 (Rogers 2). Officials: Ted Valentine, Rick Crawford, Eugene Jr. Crawford. Attendance: 10,153.

## GAME #2

### CLEMSON 84, MSU 82 Nov. 15, 2007 • STARKVILLE, MS

The Bulldogs had their eight-game home winning streak snapped by dropping a hard-fought 84-82 home decision to reigning NIT runner-up Clemson at MSU's Humphrey Coliseum.

The visiting Tigers (2-0) led for most of the opening 20 minutes of play. Following a second tie (13-13) nine minutes into the contest, Clemson scored eight unanswered points to take an eight-point lead (21-13) with 9:18 remaining in the half. The Bulldogs (1-1) would cut the deficit to two points (23-21) two minutes later, but Clemson responded with a dunk and a 3-pointer to re-establish control of the game and go on to take a 39-32 halftime advantage.

The visitors continued to maintain the lead for the opening 11 minutes of the second stanza, before MSU went on a 9-0 run midway through the half to take a 54-52 lead on a Charles Rhodes dunk at the 8:17 mark.

Back-to-back dunks by Brian Johnson gave MState its final lead (71-70) with 2:23 left in the contest. A 3-pointer by Clemson's K.C. Rivers at the 1:11 mark was answered by a Barry Stewart trey with 43 seconds left to cut MSU's deficit to two points (78-76). However, Tiger freshman guard Demontez Stitt sealed the two-point Clemson victory with 6-of-6 free-throw shooting over the final 26 seconds.

Though Clemson struggled with 34-percent shooting from the field, State did not help its own cause with just 61-percent accuracy from the line.

Jamont Gordon led all scorers with 23 points and added a dozen rebounds to record his 11th career double-double for the Bulldogs. Rhodes tossed in 17 points despite first-half foul trouble. Rivers and freshman Terrence Oglesby paced the winners with 17 points each, while all-America candidate James Mays totaled 14 points, 11 rebounds and four assists.

#### CLEMSON (2-0)

Player	FG	3FG	FT	RB	PF	PT	A	Min
Rivers	5-14	3-4	4-4	7	2	17	1	30
Mays	5-13	0-1	4-8	11	4	14	4	34
Booker	2-4	0-0	0-0	6	4	4	0	17
Stitt	0-9	0-2	8-8	2	2	8	3	26
Hammonds	5-11	2-5	1-2	6	1	13	5	35
Sykes	2-6	0-0	0-2	3	2	4	0	15
Potter	0-1	0-0	2-2	0	3	2	0	11
Oglesby	4-9	3-7	6-9	1	1	17	1	19
Perry	0-0	0-0	0-0	0	0	0	0	1
Powell	0-2	0-2	0-0	0	0	0	0	2
Grant	1-1	0-0	3-3	1	3	5	0	10
Team				5				
<b>TOTALS</b>	<b>24-70</b>	<b>8-21</b>	<b>28-38</b>	<b>42</b>	<b>22</b>	<b>84</b>	<b>14</b>	<b>200</b>

#### MISSISSIPPI STATE (1-1)

Player	FG	3FG	FT	RB	PF	PT	A	Min
Rhodes	7-12	0-0	3-7	6	3	17	1	25
Varnado	3-7	0-0	1-2	12	5	7	0	27
Hansbrough	1-4	1-4	3-4	2	4	6	3	37
Stewart	3-10	2-6	4-4	6	5	12	2	36
Gordon	7-16	3-9	6-10	12	4	23	3	33
Benock	0-3	0-3	0-0	0	0	0	0	5
B. Johnson	4-4	0-0	2-2	3	2	10	0	19
Turner	2-6	1-2	0-2	4	3	5	1	15
Bailey	1-2	0-0	0-0	1	2	2	0	3
Team				5				
<b>TOTALS</b>	<b>28-64</b>	<b>7-24</b>	<b>19-31</b>	<b>51</b>	<b>28</b>	<b>82</b>	<b>10</b>	<b>200</b>

Halftime: CU 39, MSU 32. FG%: MSU 43.8%, CU 34.3%. 3FG%: MSU 29.2%, CU 38.1%. FT%: MSU 61.3%, CU 73.7%. Turnovers: MSU 19 (Gordon 6), CU 13 (Stitt 5). Blocked Shots: MSU 10 (Varnado 6), CU 3 (Booker 2). Steals: MSU 5 (Stewart 2), CU 9 (Rivers 3). Officials: Karl Hess, Tom Eades, Mike Eades. Technicals: MSU Bench. Attendance: 9,950.

## GAME #3

### MSU 86, UT MARTIN 70 Nov. 17, 2007 • STARKVILLE, MS

The Bulldogs wrapped up their season-opening, three-game homestand by claiming an 86-70 victory over UT Martin at MSU's Humphrey Coliseum.

MState (2-1) scored the first dozen points of the contest before UT Martin's Lester Hudson gave the visiting Skyhawks (2-3) their first points of the game with a 3-pointer at the 15:34 mark of the opening period. UTM cut the deficit to four points (12-8) soon thereafter and kept the contest to within single digits until the 5:34 mark when Ben Hansbrough connected on a 3-pointer to give MSU an 11-point lead (32-21).

The Bulldogs increased their lead to 16 points (39-23) with 3:03 left in the half before settling for a 41-30 halftime advantage. State's Charles Rhodes tallied 15 first-half points on 7-of-8 shooting.

MSU maintained its double-figure lead throughout the second stanza, stretching the comfortable margin to as many as 27 points over the final minutes before coming away with the 16-point triumph.

The Bulldogs shot 55 percent from the field for the game, including 10-of-22 (46%) treys. In the second half, MSU picked up the pace in shooting 65 percent (17-26 FGs) overall and connecting on 5-of-9 second-half trey attempts. Defensively, MState limited the Skyhawks to just 32-percent field-goal shooting and had nine blocked shots for the contest.

Hansbrough paced four double-digit State scorers with 20 points on 4-of-6 triples. Hudson and Marquis Weddle led the visitors with 27 and 24 points, respectively.

#### UT MARTIN (2-3)

Player	FG	3FG	FT	RB	PF	PT	A	Min
Hay	0-0	0-0	0-0	0	3	0	0	14
Irarrazabal	0-2	0-0	0-0	3	1	0	0	16
Wright	1-8	1-4	0-0	0	3	3	0	22
Weddle	10-23	4-10	0-1	2	2	24	3	35
Hudson	9-22	4-12	5-5	11	4	27	4	30
Riedewald	1-1	0-0	0-0	2	3	2	1	18
Simmons	0-1	0-0	2-2	1	2	2	0	2
Robinson	4-16	2-8	0-2	11	1	10	1	30
Pearson	0-3	0-1	2-4	4	0	2	1	16
Bailey	0-2	0-1	0-0	2	2	0	1	8
Team				2				
<b>TOTALS</b>	<b>25-78</b>	<b>11-36</b>	<b>9-14</b>	<b>38</b>	<b>21</b>	<b>70</b>	<b>11</b>	<b>200</b>

#### MISSISSIPPI STATE (2-1)

Player	FG	3FG	FT	RB	PF	PT	A	Min
Rhodes	7-9	0-0	1-2	5	3	15	2	24
Varnado	4-4	0-0	0-0	16	1	8	1	27
Hansbrough	6-8	4-6	4-4	5	2	20	3	25
Stewart	3-12	0-4	3-4	4	1	9	4	26
Gordon	4-8	2-4	0-1	4	1	10	6	29
R. Johnson	1-3	0-0	0-0	0	0	2	0	6
Begley	0-0	0-0	0-0	1	1	0	0	2
Iupe	0-0	0-0	0-0	0	0	0	0	1
Bryant	1-1	0-0	0-1	1	0	2	0	1
Benock	3-3	3-3	1-2	2	0	10	4	15
B. Johnson	0-3	0-1	0-0	4	0	0	0	12
Augustus	0-1	0-0	0-0	0	2	0	0	7
Turner	2-6	1-4	1-2	0	1	6	1	16
Bolen	0-0	0-0	0-0	0	1	0	0	1
Bailey	2-2	0-0	0-0	2	1	4	0	8
Team				6				
<b>TOTALS</b>	<b>33-60</b>	<b>10-22</b>	<b>10-16</b>	<b>50</b>	<b>14</b>	<b>86</b>	<b>21</b>	<b>200</b>

Halftime: MSU 41, UTM 30. FG%: MSU 55.0%, UTM 32.1%. 3FG%: MSU 45.5%, UTM 30.6%. FT%: MSU 62.5%, UTM 64.3%. Turnovers: MSU 25 (Rhodes, Stewart 4), UTM 14 (Robinson 5). Blocked Shots: MSU 9 (Rhodes, Varnado 3), UTM 1 (Robinson 1). Steals: MSU 6 (Stewart 2), UTM 9 (Hudson 3). Officials: Mike Stuart, Brent Barnaky, Everett Summers. Attendance: 9,950.



# 2007-08 BOX SCORES



## GAME #4

**MSU 68, UC IRVINE 53**  
Nov. 22, 2007 • ANAHEIM, CA  
ANAHEIM CLASSIC • FIRST ROUND

In their first road competition of the season, the Bulldogs opened the inaugural Anaheim Classic with a 68-53 victory over UC Irvine at the Anaheim Convention Center.

Opening the contest hitting eight of their first nine shots from the field, including their first five three-point shot attempts, the Bulldogs (3-1) mounted a double-digit lead (19-9) by the 13:11 mark on a Phil Turner trey. MSU pretty much controlled the opening 20 minutes of play with its continued hot shooting, though UC Irvine (2-2) managed to cut the deficit to five points (39-34) with under a minute left in the half.

Hitting 58 percent (15-26 FGs) from the field, including 6-of-9 treys (67%) in the opening period, the Bulldogs settled for a 41-34 halftime lead.

After the Anteaters pulled to within five points on two occasions during the first four minutes of the second stanza, MSU ran off 10 unanswered points over a three-minute span to take a 15-point advantage (55-40) by the 12:53 mark. The Bulldogs also stepped up their defensive intensity in the closing period to re-establish control.

Limiting UCI to just six second-half field goals on 24 attempts (25%) and owning a commanding 27-16 rebounding advantage during the final 20 minutes, the Bulldogs went on to claim their 15-point triumph and earn the right to face 18th-ranked Southern Illinois in the semifinals.

As a team, MState held UCI to 35-percent shooting from the field (only 3-17 treys) on the day, while owning a 43-31 lead on the boards.

Barry Stewart paced four double-digit State scorers with 18 points (4-7 treys). Jamont Gordon added 15 points, while Charles Rhodes notched his seventh career double-double with 11 points and 11 rebounds. Patrick Sanders led UC Irvine with 18 points and five rebounds.

### MISSISSIPPI STATE (3-1)

Player	FG	3FG	FT	RB	PF	PT	A	Min
Rhodes	3-14	0-2	5-6	11	2	11	1	35
Varnado	1-2	0-0	0-1	6	4	2	1	19
Hansbrough	4-8	1-4	4-5	4	1	13	1	34
Stewart	6-10	4-7	2-2	6	1	18	2	38
Gordon	7-12	1-2	0-2	6	4	15	4	25
R. Johnson	0-1	0-0	0-0	0	0	0	0	1
Benock	0-0	0-0	0-0	1	1	0	1	6
B. Johnson	2-4	0-0	2-2	5	3	6	1	21
Augustus	0-0	0-0	0-0	0	0	0	0	1
Turner	1-4	1-3	0-0	2	1	3	2	16
Bailey	0-0	0-0	0-2	0	0	0	0	4
Team				2				
<b>TOTALS</b>	<b>24-55</b>	<b>7-18</b>	<b>13-20</b>	<b>43</b>	<b>17</b>	<b>68</b>	<b>13</b>	<b>200</b>

### UC IRVINE (2-2)

Player	FG	3FG	FT	RB	PF	PT	A	Min
Sanders	6-13	1-3	5-9	5	4	18	0	31
Rodenberg	0-1	0-0	0-0	1	2	0	1	17
Bland	0-8	0-0	2-2	4	4	2	3	31
Hunter	1-8	0-5	0-0	3	2	2	3	27
DeCasas	1-4	1-3	0-0	0	1	3	0	12
Awaji	6-8	0-2	1-2	3	3	13	0	22
Lauer	0-3	0-2	0-0	3	0	0	0	15
Harris	0-0	0-0	0-0	2	1	0	3	14
Fells	5-9	1-2	4-5	4	4	15	1	31
Team				6				
<b>TOTALS</b>	<b>19-54</b>	<b>3-17</b>	<b>12-18</b>	<b>31</b>	<b>21</b>	<b>53</b>	<b>11</b>	<b>200</b>

Halftime: MSU 41, UCI 34. FG%: MSU 43.6%, UCI 35.2%. 3FG%: MSU 38.9%, UCI 17.6%. FT%: MSU 65.0%, UCI 66.7%. Turnovers: MSU 17 (Rhodes, Gordon 5), UCI 13 (Rodenberg 3). Blocked Shots: MSU 5 (Gordon, Varnado 2), UCI 1 (Sanders 1). Steals: MSU 6 (Rhodes 3), UCI 7 (Fells 2). Officials: Don Daily, Jeff Malham, Brad Ferrie. Attendance: 1,387.

## GAME #5

**#18 SOUTHERN ILLINOIS 63, MSU 49**  
Nov. 23, 2007 • ANAHEIM, CA  
ANAHEIM CLASSIC • SEMIFINALS

The Bulldogs dropped a 63-49 decision to 18th-ranked Southern Illinois in the semifinals of the inaugural Anaheim Classic played at the Anaheim Convention Center.

In a first half that featured five ties and three lead changes, MState (3-2) owned the upper hand for the first 10 minutes of the opening period. Midway through the half, the Salukis (3-0) scored six unanswered points to take a brief 19-15 lead. MSU countered with eight straight points to pull ahead by four points (23-19) with 3:28 remaining in the half. En route to scoring 15 first-half points, Jamont Gordon's third 3-pointer of the half put the Bulldogs on top by five points (26-21) with just under three minutes left before the half.

However, Joshua Bone came off the SIU bench to drill a trio of treys over the final 1:46, including one with time running out in the period, to give the Salukis a 32-28 half-time advantage.

Southern Illinois maintained its momentum by scoring the first half-dozen points of the second stanza to increase the margin to double figures (38-28) two minutes into the half. With Randal Falker scoring 13 of SIU's first 15 second-half points, the Salukis again went ahead by twin digits (45-35) with 13:14 remaining.

MSU's Gordon cut the deficit in half (47-42) with another 3-pointer at the 9:44 mark, but SIU's Bone put a damper on the Bulldogs' comeback attempt by nailing back-to-back triples to give the Salukis an 11-point cushion (53-42) with 8:23 left in the contest. MState would get no closer than nine points the rest of the way, as Southern Illinois coasted to the 14-point victory en route to the championship round.

Gordon, held to five second-half points, was MSU's lone double-figure scorer with 20 points. Falker tallied a game-high 23 points on 7-of-9 field goals and 9-of-10 free throws for the winners, while Bone added 15 points off the Saluki bench with his 5-of-6 three-point shooting effort.

### MISSISSIPPI STATE (3-2)

Player	FG	3FG	FT	RB	PF	PT	A	Min
Rhodes	2-5	0-0	0-1	6	5	4	0	21
Varnado	3-3	0-0	0-2	7	3	6	0	36
Hansbrough	1-8	1-7	2-2	3	1	5	6	33
Stewart	3-9	1-3	2-2	3	2	9	3	38
Gordon	7-12	4-8	2-2	4	3	20	2	35
B. Johnson	1-2	0-0	0-0	2	0	2	0	14
Turner	1-3	1-2	0-0	1	2	3	0	17
Bailey	0-0	0-0	0-0	1	2	0	0	6
Team				2				
<b>TOTALS</b>	<b>18-42</b>	<b>7-20</b>	<b>6-9</b>	<b>29</b>	<b>18</b>	<b>49</b>	<b>11</b>	<b>200</b>

### SOUTHERN ILLINOIS (3-0)

Player	FG	3FG	FT	RB	PF	PT	A	Min
Falker	7-9	0-0	9-10	5	3	23	2	33
Shaw	3-12	1-6	4-4	5	3	11	1	36
Boyle	4-7	0-0	0-0	4	3	8	1	33
Mullins	1-5	0-1	4-4	2	2	6	8	37
Green	0-3	0-1	0-0	2	2	0	2	29
Bone	5-6	5-6	0-0	0	2	15	1	16
Armstrong	0-0	0-0	0-0	0	0	0	0	1
Coopwood	0-2	0-2	0-0	0	1	0	0	1
Wood	0-1	0-1	0-0	2	0	0	0	5
Cornelius	0-0	0-0	0-0	0	0	0	0	1
Fay	0-0	0-0	0-0	0	1	0	0	8
Team				4				
<b>TOTALS</b>	<b>20-45</b>	<b>6-17</b>	<b>17-18</b>	<b>24</b>	<b>17</b>	<b>63</b>	<b>15</b>	<b>200</b>

Halftime: SIU 32, MSU 28. FG%: MSU 42.9%, SIU 44.4%. 3FG%: MSU 35.0%, SIU 35.3%. FT%: MSU 66.7%, SIU 94.4%. Turnovers: MSU 21 (Gordon 5), SIU 12 (Falker 4). Blocked Shots: MSU 3 (Varnado 2), SIU 2 (Falker, Shaw 1). Steals: MSU 5 (Varnado 2), SIU 9 (Mullins 6). Officials: Gerry Pollard, Don Daily, Brad Ferrie. Attendance: 1,447.

## GAME #6

**MIAMI (OH) 67, MSU 60**  
Nov. 25, 2007 • ANAHEIM, CA  
ANAHEIM CLASSIC • 3RD-PLACE GAME

The Bulldogs went 1-2 in the inaugural Anaheim Classic after dropping a 67-60 decision to Miami University in the tournament's third-place game played at the Anaheim Convention Center.

After MSU's Charles Rhodes scored the game's first two points, the RedHawks (3-1) went on a 14-3 run, keyed by a pair of 3-pointers apiece by Michael Bramos and Alex Moosman, to take a 14-5 lead by the 15:38 mark of the opening half. Spurred by 5-of-9 three-point shooting during the first 20 minutes of play, Miami maintained control of the contest throughout the first period. The Bulldogs (3-3) did tighten things up a bit late in the half by outscoring MU, 7-1, over the final three minutes to cut the deficit to just five points (29-24) by the intermission.

Despite coming up empty on their first four offensive possessions of the second stanza, the Bulldogs outscored Miami, 12-6, through the first five minutes of the half and regained a brief 36-35 lead on a Ben Hansbrough 3-pointer at the 14:52 mark. Following a fifth tie in the opening nine minutes of second-half play, MState went on an 8-1 run to take a five-point advantage (48-43) midway through the closing period.

With Rhodes scoring 17 of his team-high 25 points in the second half and going over the 1,000-point mark for his career during a three-minute stretch in which he scored nine straight points for MSU, the Bulldogs seemed to grab the momentum in pulling ahead by a half-dozen points (53-47) with 7:06 remaining in the game. However, MU's Tim Pollitz answered with back-to-back buckets to get the RedHawks to within a basket (53-51) by the 5:46 mark.

Following a seventh deadlock of the half (58-58) with 1:46 left, Miami's Tyler Dierkers tipped in the go-ahead basket with 1:03 left on the clock. MU's Bramos, who finished the contest with a game-high 30 points, then converted on a three-point play and hit four additional free throws over the final 42 seconds to seal the victory.

Jamont Gordon added 18 points for MState, while Miami's Pollitz scored all 15 of his points during the second half of play.

### MISSISSIPPI STATE (3-3)

Player	FG	3FG	FT	RB	PF	PT	A	Min
Rhodes	11-15	0-0	3-4	10	3	25	1	37
Varnado	1-3	0-0	0-2	6	3	2	0	30
Hansbrough	2-6	2-6	0-0	2	4	6	1	38
Stewart	2-9	1-5	0-0	3	3	5	4	36
Gordon	6-17	0-5	6-7	6	1	18	4	40
Benock	0-0	0-0	0-0	1	1	0	0	4
B. Johnson	2-3	0-0	0-0	3	3	4	0	11
Turner	0-1	0-0	0-0	3	0	0	0	4
Team				2				
<b>TOTALS</b>	<b>24-54</b>	<b>3-16</b>	<b>9-13</b>	<b>36</b>	<b>18</b>	<b>60</b>	<b>10</b>	<b>200</b>

### MIAMI, OH (3-1)

Player	FG	3FG	FT	RB	PF	PT	A	Min
Dierkers	3-7	0-1	1-4	9	1	7	10	33
Bramos	9-18	3-6	9-11	2	2	30	0	40
T. Pollitz	6-13	0-0	3-6	4	4	15	2	31
Hayes	0-4	0-2	0-0	2	1	0	3	30
Moosman	4-6	2-3	0-0	3	2	10	1	30
E. Pollitz	2-4	0-0	1-2	4	5	5	2	24
McCombs	0-0	0-0	0-0	0	0	0	0	12
Team				5				
<b>TOTALS</b>	<b>24-52</b>	<b>5-12</b>	<b>14-23</b>	<b>29</b>	<b>15</b>	<b>67</b>	<b>18</b>	<b>200</b>

Halftime: MU 29, MSU 24. FG%: MSU 44.4%, MU 46.2%. 3FG%: MSU 18.8%, MU 41.7%. FT%: MSU 69.2%, MU 60.9%. Turnovers: MSU 15 (Stewart 5), MU 7 (T. Pollitz 3). Blocked Shots: MSU 8 (Varnado 5), MU 1 (Dierkers 1). Steals: MSU 4 (Gordon 2), MU 5 (Five with 1). Officials: Gerry Pollard, Brent Meaux, Don Daily. Attendance: 2,447.



# 2007-08 BOX SCORES

## GAME #7

**MSU 78, MURRAY STATE 61**  
DEC. 1, 2007 • STARKVILLE, MS

The Bulldogs broke a two-game losing streak and successfully tipped off a three-game December homestand by posting a 78-61 home triumph over Murray State at Humphrey Coliseum.

Coming off consecutive losses to No. 18 Southern Illinois and Miami of Ohio during the Anaheim Classic over the Thanksgiving holiday weekend, MState (4-3) built a 39-24 halftime advantage on the strength of 58-percent shooting through the opening 20 minutes of play. The visiting Racers (3-2) were limited to 32-percent first-half accuracy from the field.

After the visitors cut the deficit to single digits (47-38) three minutes into the second stanza, MSU went on a 17-4 run to increase the margin to a game-high 22 points (64-42) midway through the closing period. The Racers never got any closer than 16 points the rest of the way, as the Bulldogs breezed to their 22nd consecutive December home victory dating back to the 2000-01 campaign.

For the contest, MState shot 52 percent overall from the field as a team, while outscoring the Racers, 18-3, from the charity stripe. The Bulldogs connected on 78 percent of their 23 free throw attempts, in contrast to Murray State attempting just four charity tosses the entire game.

State senior Charles Rhodes tallied a game-high 22 points on 8-of-14 field goals and 6-of-6 free throws to post his second straight 20-point effort of the season. Jamont Gordon and Barry Stewart followed with 15 and 14 points, respectively, for the winners. Tony Easley paced the visitors with 17 points and seven rebounds.

### MURRAY STATE (3-2)

Player	FG	3FG	FT	RB	PF	PT	A	Min
Carter	3-9	1-3	2-2	4	4	9	2	25
Easley	8-10	0-0	1-2	7	1	17	0	29
Holloway	2-8	0-3	0-0	2	2	4	2	27
K. Thomas	0-2	0-2	0-0	4	1	0	3	28
D. Thomas	6-11	2-4	0-0	1	3	14	1	27
George	5-11	1-2	0-0	1	2	11	0	24
Williams	3-8	0-1	0-0	1	0	6	0	12
Long	0-1	0-0	0-0	1	0	0	1	11
Sanders	0-0	0-0	0-0	1	2	0	0	5
Fotso	0-2	0-0	0-0	3	3	0	0	12
Team				4				
<b>TOTALS</b>	<b>27-62</b>	<b>4-15</b>	<b>3-4</b>	<b>29</b>	<b>18</b>	<b>61</b>	<b>9</b>	<b>200</b>

### MISSISSIPPI STATE (4-3)

Player	FG	3FG	FT	RB	PF	PT	A	Min
Rhodes	8-14	0-0	6-6	5	2	22	2	25
Varnado	1-1	0-0	0-0	7	1	2	1	24
Hansbrough	3-7	2-5	1-1	2	1	9	2	28
Stewart	5-6	2-3	2-2	5	1	14	2	36
Gordon	5-12	0-3	5-6	4	1	15	4	30
R. Johnson	0-0	0-0	0-0	0	0	0	0	5
Begley	0-0	0-0	0-0	0	0	0	0	1
Lupe	0-0	0-0	0-0	0	0	0	0	1
Bryant	0-0	0-0	0-0	0	0	0	0	1
Benock	1-3	0-1	0-0	2	0	2	1	9
B. Johnson	3-3	0-0	0-0	4	2	6	1	16
Augustus	0-0	0-0	3-5	1	1	3	0	4
Turner	1-5	0-3	0-0	1	0	2	0	11
Bolen	0-1	0-0	0-0	0	0	0	0	1
Bailey	1-2	0-0	1-3	3	1	3	0	8
Team				2				
<b>TOTALS</b>	<b>28-54</b>	<b>4-15</b>	<b>18-23</b>	<b>36</b>	<b>10</b>	<b>78</b>	<b>13</b>	<b>200</b>

Halftime: MSU 39, MUR 24. FG%: MSU 51.9%, MUR 43.5%. 3FG%: MSU 26.7%, MUR 26.7%. FT%: MSU 78.3%, MUR 75.0%. Turnovers: MSU 14 (B. Johnson 3), MUR 15 (K. Thomas, D. Thomas 3). Blocked Shots: MSU 7 (Varnado 3), MUR 4 (Williams 3). Steals: MSU 11 (Stewart 4), MUR 9 (Easley 3). Officials: Doug Simmons, Joe Lindsay, Tim Clougherty. Attendance: 7,787.

## GAME #8

**MSU 84, SOUTHEASTERN LOUISIANA 59**  
DEC. 8, 2007 • STARKVILLE, MS

In the midst of final exams within a three-game homestand, the Bulldogs claimed an 84-59 victory over Southeastern Louisiana at MSU's Humphrey Coliseum.

Well rested after having a week off from game competition, MState (5-3) built a double-digit lead over the visiting Lions (5-3) by the 11:41 mark of the opening period on a Barry Stewart 3-pointer. In limiting Southeastern to 37-percent shooting and owning a 22-13 advantage on the boards through the first 20 minutes of play, the Bulldogs maintained their double-figure cushion throughout the remainder of the half en route to opening up a comfortable 41-27 halftime lead.

SLU did manage to cut the deficit to single digits (48-39) five minutes into the second stanza, before Charles Rhodes helped MSU reclaim the momentum by scoring four of his 12 second-half points over the next minute to increase the margin back up to 13 points with 14:09 left. The Lions would not get any closer than 11 points the rest of the way, as MState went up by 20 points with 7:11 left and eventually built a 27-point cushion before settling for the 25-point triumph.

For the contest, the Bulldogs benefitted from a 39-24 rebounding advantage, while holding Southeastern Louisiana to just 1-of-11 shooting from beyond the arc. The win marked MSU's 23rd straight December home victory.

MSU's Jamont Gordon registered his fourth 20-point effort of the season with a game-high 25 points, while Rhodes finished with 16 points on 7-of-8 accuracy from the field. Both players also added a game-best seven rebounds apiece. Patrick Sullivan paced the visitors with 16 points on 6-of-8 field goals and 4-of-4 free throws.

### SOUTHEASTERN LOUISIANA (5-3)

Player	FG	3FG	FT	RB	PF	PT	A	Min
Span	4-10	0-1	2-2	3	2	10	0	31
Nance	4-9	0-1	0-0	4	2	8	3	27
Sullivan	6-8	0-0	4-4	1	3	16	0	22
Green	2-9	0-4	3-3	2	0	7	2	30
Nicks	3-6	1-2	0-0	3	4	7	2	35
Dunbar	0-1	0-1	0-0	1	1	0	0	9
Arnold	4-9	0-2	1-2	2	1	9	0	23
Ndumba	0-2	0-0	2-4	5	3	2	0	18
Austin	0-0	0-0	0-0	1	1	0	0	5
Team				2				
<b>TOTALS</b>	<b>23-54</b>	<b>1-11</b>	<b>12-15</b>	<b>24</b>	<b>17</b>	<b>59</b>	<b>7</b>	<b>200</b>

### MISSISSIPPI STATE (5-3)

Player	FG	3FG	FT	RB	PF	PT	A	Min
Rhodes	7-8	0-0	2-2	7	5	16	0	30
Varnado	4-6	0-0	0-0	3	5	8	0	17
Hansbrough	4-7	1-2	1-1	3	1	10	1	28
Stewart	2-6	2-5	0-0	1	1	6	2	30
Gordon	8-18	1-3	8-10	7	1	25	4	32
R. Johnson	0-1	0-1	1-2	0	0	1	1	6
Begley	0-0	0-0	0-0	0	0	0	0	1
Lupe	0-0	0-0	0-0	1	0	0	0	1
Bryant	1-1	0-0	0-0	0	0	2	0	1
Benock	1-4	1-3	0-0	4	0	3	1	14
B. Johnson	1-1	0-0	0-0	0	0	2	0	2
Augustus	3-5	2-2	0-0	6	1	8	0	11
Turner	0-2	0-2	1-2	0	1	1	0	12
Bolen	0-0	0-0	0-0	0	0	0	0	1
Bailey	1-2	0-0	0-2	4	0	2	1	14
Team				3				
<b>TOTALS</b>	<b>32-61</b>	<b>7-18</b>	<b>13-19</b>	<b>39</b>	<b>15</b>	<b>84</b>	<b>10</b>	<b>200</b>

Halftime: MSU 41, SLU 27. FG%: MSU 52.5%, SLU 42.6%. 3FG%: MSU 38.9%, SLU 9.1%. FT%: MSU 68.4%, SLU 80.0%. Turnovers: MSU 21 (Rhodes 5), SLU 22 (Span, Green 5). Blocked Shots: MSU 6 (Varnado 4), SLU 2 (Sullivan, Green 1). Steals: MSU 11 (Rhodes 3), SLU 11 (Nance 5). Officials: Doug Shows, Antinio Pelly, Kevin Scott. Attendance: 7,719.

## GAME #9

**MIAMI (FL) 64, MSU 58**  
DEC. 13, 2007 • STARKVILLE, MS

In closing out a three-game homestand, the Bulldogs had their 23-game winning streak in December home contests snapped by dropping a 64-58 decision to the unbeaten Miami Hurricanes at MSU's Humphrey Coliseum.

The visitors held the upper hand for the better part of the opening 15 minutes of the contest, going on top by as many as seven points on two different occasions. However, MState (5-4) went on a 10-2 run late in the half to take a five-point lead (28-23) with 1:23 remaining. Miami (9-0) responded by scoring the final two baskets of the period to cut the deficit to a single point (28-27) by the break.

Following six lead changes and two ties through the first six minutes of the second stanza, the Bulldogs reclaimed the lead at the 14:29 mark on a Jamont Gordon layup. MSU maintained the advantage for nearly the next dozen minutes and held a five-point lead (56-51) when Barry Stewart nailed his fifth 3-pointer of the night at the 5:29 mark. Despite State's two subsequent turnovers over the next two minutes of scoreless basketball, Charles Rhodes stepped to the line for a one-and-one opportunity with 3:36 left and failed to lengthen MSU's margin.

Instead, UM's Jack McClinton sandwiched his second and third 3-pointers over a two-minute stretch around a pair of Rhodes free throws to give the Hurricanes a two-point lead (60-58) with 1:26 remaining. After Dwayne Collins' two charity tosses gave Miami a four-point lead, Gordon couldn't convert on the front end of his one-and-one with 29 seconds left. Scoring 11 of his game-high 29 points (20 in the second half) over the game's final 3:22, McClinton sealed Miami's six-point road victory with a pair of free throws.

McClinton was the only Hurricane in double figures on the night, while Gordon and Stewart paced MSU with 18 points apiece. Gordon also added a game-best nine rebounds and five assists, while State's Jarvis Varnado established a new single-game school standard with 10 blocks.

### MIAMI, FL (9-0)

Player	FG	3FG	FT	RB	PF	PT	A	Min
Graham	2-6	0-0	0-0	6	3	4	0	27
Asbury	2-7	0-2	4-4	6	0	8	2	32
King	2-11	0-0	1-2	7	1	5	1	26
Dews	3-9	3-7	0-0	3	3	9	2	33
McClinton	11-22	5-10	2-2	5	2	29	2	35
Hurdle	1-4	0-0	0-0	1	1	2	0	12
Rios	0-2	0-1	0-0	1	0	0	0	8
Collins	2-5	0-0	3-4	7	1	7	0	16
Hicks	0-0	0-0	0-0	2	1	0	1	11
Team				5				
<b>TOTALS</b>	<b>23-66</b>	<b>8-20</b>	<b>10-12</b>	<b>43</b>	<b>12</b>	<b>64</b>	<b>8</b>	<b>200</b>

### MISSISSIPPI STATE (5-4)

Player	FG	3FG	FT	RB	PF	PT	A	Min
Rhodes	4-12	0-0	2-3	7	2	10	1	35
Varnado	4-6	0-0	0-0	7	2	8	1	31
Hansbrough	0-8	0-8	0-0	4	3	0	2	33
Stewart	6-12	5-9	1-2	4	1	18	1	37
Gordon	7-19	1-5	3-5	9	3	18	5	38
Benock	0-0	0-0	0-0	1	0	0	0	7
B. Johnson	1-1	0-0	0-0	2	2	2	0	14
Turner	1-3	0-2	0-0	0	1	2	0	5
Team				6				
<b>TOTALS</b>	<b>23-61</b>	<b>6-24</b>	<b>6-10</b>	<b>40</b>	<b>14</b>	<b>58</b>	<b>10</b>	<b>200</b>

Halftime: MSU 28, UM 27. FG%: MSU 37.7%, UM 34.8%. 3FG%: MSU 25.0%, UM 40.0%. FT%: MSU 60.0%, UM 83.3%. Turnovers: MSU 10 (Gordon 6), UM 9 (McClinton 4). Blocked Shots: MSU 12 (Varnado 10), UM 6 (Graham 4). Steals: MSU 4 (B. Johnson 2), UM 3 (Three with 1). Officials: Mike Stuart, Ed Corbett, Doug Simmons. Attendance: 7,912.

# 2007-08 BOX SCORES



## GAME #10

**SOUTH ALABAMA 71, MSU 67**  
DEC. 15, 2007 • MOBILE, AL  
COORS CLASSIC

The visiting Bulldogs tipped off a week-long, road trip by letting a 13-point, second-half lead evaporate in dropping a 71-67 decision to South Alabama at the Mitchell Center in the nightcap of the ninth annual Coors Classic.

In a tightly contested opening 20 minutes of play, MState (5-5) held the advantage for the better part of the first half. However, South Alabama's Demetric Bennett put on a first-half clinic by scoring his team's first 20 points en route to a 25-point opening period. Despite his tremendous one-man performance, MSU still clung to a precarious two-point halftime lead (32-30).

After the two teams battled to within a three-point game for the opening five minutes of the second stanza, the Bulldogs seemed to take total control of the contest by going on a 17-6 run to build a 13-point advantage (57-44) midway through the half following a Phil Turner trey. However, back-to-back MSU miscues resulted in five quick points by the Jaguars (7-3) to cut the deficit to eight.

Following a three-minute scoring drought by both teams, South Alabama continued its amazing comeback by going on a 13-0 run which turned a nine-point State lead (58-49) into a four-point USA advantage (62-58) by the 3:59 mark. Ben Hansbrough temporarily kept the Bulldogs from completely willing by scoring MSU's next eight points, including a pair of 3-pointers.

After a Jamont Gordon free throw tied the game at 67-67 with 43 seconds left, the Jaguars' Ronald Douglas tipped in a Bennett miss. Gordon then came down and missed a layup, while Charles Rhodes couldn't convert on either free throw after getting fouled on the offensive rebound. Appropriately enough, Bennett sealed the USA victory with a pair of charity tosses.

Bennett stole the show with his phenomenal 39-point explosion, hitting a sizzling 14-of-17 shots from the field including all six three-point attempts, for the winners. Making his first collegiate start, Turner paced MState with 17 points.

### MISSISSIPPI STATE (5-5)

Player	FG	3FG	FT	RB	PF	PT	A	Min
Gordon	1-14	0-6	5-8	13	3	7	5	35
Varnado	4-5	0-0	1-4	10	5	9	1	34
Hansbrough	5-13	4-10	2-2	5	2	16	1	34
Stewart	3-10	1-5	1-3	6	4	8	6	39
Turner	6-9	4-6	1-2	4	5	17	3	26
R. Johnson	0-1	0-1	0-0	0	0	0	0	1
Benock	0-2	0-2	0-0	0	1	0	0	8
Rhodes	4-7	0-0	2-5	4	3	10	0	21
Bailey	0-0	0-0	0-0	0	1	0	0	2
Team								
<b>TOTALS</b>	<b>23-61</b>	<b>9-30</b>	<b>12-24</b>	<b>42</b>	<b>24</b>	<b>67</b>	<b>16</b>	<b>200</b>

### SOUTH ALABAMA (7-3)

Player	FG	3FG	FT	RB	PF	PT	A	Min
Coleman	3-7	0-0	3-5	12	3	9	1	36
Davis	1-7	0-0	1-4	4	5	3	1	19
Ford	0-1	0-1	0-0	0	1	0	2	15
Merritt	5-8	4-6	0-2	4	3	14	4	26
Bennett	14-17	6-6	5-7	8	0	39	1	38
Hayles	0-1	0-1	0-2	1	2	0	2	18
Tilford	2-9	0-3	0-0	1	1	4	5	29
P. Tabet	0-0	0-0	0-0	2	0	0	0	8
Douglas	1-3	0-0	0-1	3	4	2	1	11
Team								
<b>TOTALS</b>	<b>26-53</b>	<b>10-17</b>	<b>9-21</b>	<b>39</b>	<b>20</b>	<b>71</b>	<b>17</b>	<b>200</b>

Halftime: MSU 32, USA 30. FG%: MSU 37.7%, USA 49.1%. 3FG%: MSU 30.0%, USA 58.8%. FT%: MSU 50.0%, USA 42.9%. Turnovers: MSU 16 (Gordon 5), USA 18 (Merritt, Bennett 4). Blocked Shots: MSU 7 (Varnado 6), USA 1 (Davis 1). Steals: MSU 13 (Varnado, Hansbrough 3), USA 8 (Coleman, Bennett 3). Officials: Doug Simons, John Hampton, Mark Whitehead. Technicals: USA Bench. Attendance: 6,731.

## GAME #11

**MSU 85, LOYOLA MARYMOUNT 54**  
DEC. 19, 2007 • LOS ANGELES, CA

In the midst of a week-long, three-game road swing, the Bulldogs claimed an 85-54 victory over Loyola Marymount at Gersten Pavilion.

After jumping out to a 14-5 lead six minutes into the game and building a double-digit advantage (21-10) by the 11:50 mark, MState (6-5) outscored the Lions (3-9), 12-2, over the final four minutes of the half to take a 40-22 halftime lead. Bouncing back from a season-low, seven-point effort (1-14 FGs) in his previous game at South Alabama, Jamont Gordon scored MSU's last 10 points of the opening period en route to a 15-point first half (5-6 FGs & 3-3 treys).

The MSU cushion reached 22 points (47-25) less than two minutes into the second stanza on another Gordon triple. The margin ballooned to 31 points (60-29) by the 15:21 mark and never dipped below 25 points the rest of the way. The Bulldogs shot 67 percent from the field in the second half en route to a season-best, 59-percent performance (34-58 FGs) for the contest.

In recording the team's largest winning margin on an opponent's home floor since the 1962-63 season (99-64 at LSU), MState also set single-game season highs for scoring margin (+31), field goals made (34), assists (25), blocks (12-tied) and steals (14). Defensively, MSU limited LMU to just 33-percent field goal shooting for the game and held a 46-32 advantage on the boards.

With four Bulldogs scoring in double figures, Gordon led the way with a game-high 25 points on 9-of-14 field goals and 5-of-7 treys. Charles Rhodes registered his third double-double of the season (14 pts/10 rebs), while Jarvis Varnado totalled a season-high 10 points (4-4 FGs) along with a Gersten Pavilion-record nine blocks. Shawn Deadwiler led LMU with 11 points.

### MISSISSIPPI STATE (6-5)

Player	FG	3FG	FT	RB	PF	PT	A	Min
Rhodes	7-12	0-0	0-2	10	4	14	1	26
Varnado	4-4	0-0	2-6	6	4	10	1	20
Hansbrough	3-8	1-5	1-2	3	1	8	7	25
Stewart	4-8	2-5	0-2	5	1	10	5	25
Gordon	9-14	5-7	2-5	3	2	25	7	30
R. Johnson	3-5	0-2	0-1	3	1	6	2	11
lupe	0-0	0-0	0-0	0	0	0	0	1
Benock	1-2	1-2	0-0	2	1	3	0	11
B. Johnson	1-1	0-0	0-0	6	1	2	0	15
Augustus	1-1	0-0	1-2	2	3	3	2	10
Turner	1-3	0-2	1-2	1	1	3	0	16
Bolen	0-0	0-0	0-0	0	0	0	0	1
Bailey	0-0	0-0	1-4	5	2	1	0	9
Team								
<b>TOTALS</b>	<b>34-58</b>	<b>9-23</b>	<b>8-26</b>	<b>46</b>	<b>21</b>	<b>85</b>	<b>25</b>	<b>85</b>

### LOYOLA MARYMOUNT (3-9)

Player	FG	3FG	FT	RB	PF	PT	A	Min
Deric	1-6	0-1	0-0	2	2	2	0	19
Diederichs	0-3	0-0	0-0	1	2	0	3	22
Counts	2-5	2-4	1-2	1	3	7	1	27
Deadwiler	2-6	0-3	7-7	3	0	11	5	29
Johnson	2-7	1-3	1-2	2	5	6	0	21
Craig	1-4	0-0	0-2	1	4	2	1	11
Sweezy	3-5	0-0	4-6	5	1	10	0	9
Kanne	0-2	0-0	0-0	0	0	0	0	4
Sutton	2-3	0-0	0-0	2	1	4	0	12
Walker	0-3	0-1	0-0	6	3	0	2	20
Ziri	5-10	0-3	0-1	1	0	10	1	19
Maynard	1-3	0-0	0-0	2	2	2	0	7
Team								
<b>TOTALS</b>	<b>19-57</b>	<b>3-15</b>	<b>13-20</b>	<b>32</b>	<b>23</b>	<b>54</b>	<b>13</b>	<b>200</b>

Halftime: MSU 40, LMU 22. FG%: MSU 58.6%, LMU 33.3%. 3FG%: MSU 39.1%, LMU 20.0%. FT%: MSU 30.8%, LMU 65.0%. Turnovers: MSU 22 (B. Johnson 5), LMU 23 (Sutton 5). Blocked Shots: MSU 12 (Varnado 9), LMU 0. Steals: MSU 14 (Four with 3), LMU 13 (Ziri 5). Officials: Tony Greene, Anthony Jordan, Ron Groover. Attendance: 1,005.

## GAME #12

**MSU 95, A&M-CORPUS CHRISTI 70**  
DEC. 21, 2007 • CORPUS CHRISTI, TX

The Bulldogs concluded their week-long, three-game road swing and closed out their pre-Christmas slate by registering a 95-70 victory over Texas A&M-Corpus Christi at the American Bank Center.

With the visitors coasting to the 25-point road triumph, MSU head coach Rick Stansbury passed his former mentor Richard Williams for sole possession of first place on the school's all-time list with 192 career coaching victories.

A hot-shooting A&M-Corpus Christi club (2-7) bolted to an early six-point lead (15-9) six minutes into the contest, before MState (7-5) went on an 11-2 run over the next four minutes to take a three-point lead (20-17) midway through the opening period. Following a third and fourth tie of the half, MSU's Phil Turner supplied instant offense off the Bulldog bench by scoring 11 straight points for the visitors to give them a six-point advantage (31-25) by the 8:20 mark. Jamont Gordon sank a pair of free throws with no time remaining on the game clock to put the Bulldogs up by 11 points (51-40) at the intermission.

MState maintained its offensive efficiency and picked up its defensive intensity in the second stanza. Hitting 52 percent from the field, while holding the Islanders to just 29 percent shooting during the closing period, the Bulldogs didn't let up in the second half. After stretching the margin to as many as 28 points, MSU headed home for Christmas with the 25-point win.

Charles Rhodes recorded his second straight double-double and fourth of the year with game-high totals of 26 points and 10 rebounds for the winners. Barry Stewart added 19 points on 6-of-8 shooting for the Bulldogs. Kevin Perkins led Texas A&M-Corpus Christi with 19 points.

### MISSISSIPPI STATE (7-5)

Player	FG	3FG	FT	RB	PF	PT	A	Min
Rhodes	10-16	0-0	6-9	10	2	26	1	33
Varnado	1-9	0-1	0-0	7	2	2	1	24
Hansbrough	3-7	1-4	0-0	6	1	7	1	20
Stewart	6-8	2-3	5-7	2	1	19	4	36
Gordon	4-8	0-1	5-6	2	2	13	5	24
R. Johnson	2-2	2-2	0-0	2	0	6	1	8
lupe	0-0	0-0	0-0	0	0	0	0	1
Benock	1-1	1-1	0-0	0	3	3	3	13
B. Johnson	0-1	0-0	0-2	4	4	0	0	12
Augustus	0-1	0-1	0-0	0	0	0	0	4
Turner	4-5	3-3	2-2	3	1	13	2	16
Bolen	0-0	0-0	1-2	1	0	1	0	2
Bailey	1-5	0-0	3-4	5	3	5	0	7
Team								
<b>TOTALS</b>	<b>32-63</b>	<b>9-16</b>	<b>22-32</b>	<b>44</b>	<b>19</b>	<b>95</b>	<b>18</b>	<b>200</b>

### TEXAS A&M-CORPUS CHRISTI (2-7)

Player	FG	3FG	FT	RB	PF	PT	A	Min
Reynolds	6-15	3-3	3-4	8	4	18	0	28
Jackson	1-4	0-1	0-0	5	2	2	0	28
Daniels	1-3	1-2	0-0	3	4	3	3	26
Perkins	7-11	2-3	3-3	2	3	19	1	29
Green	1-9	1-5	4-6	1	2	7	3	27
Taylor	0-0	0-0	0-0	0	0	0	0	2
Slatnick	0-0	0-0	0-0	0	0	0	0	1
Bond	0-1	0-0	0-1	1	3	0	1	9
Shorter	0-0	0-0	0-0	0	0	0	2	8
Bullard	4-9	3-7	2-2	1	1	13	0	21
Watt	1-3	1-3	5-6	5	2	8	0	20
Topp	0-0	0-0	0-0	0	1	0	0	1
Team								
<b>TOTALS</b>	<b>21-55</b>	<b>11-24</b>	<b>17-22</b>	<b>29</b>	<b>22</b>	<b>70</b>	<b>10</b>	<b>200</b>

Halftime: MSU 51, TAMUCC 40. FG%: MSU 50.8%, TAMUCC 38.2%. 3FG%: MSU 56.3%, TAMUCC 45.8%. FT%: MSU 68.8%, TAMUCC 77.3%. Turnovers: MSU 10 (Stewart 2), TAMUCC 14 (Daniels, Shorter 3). Blocked Shots: MSU 6 (B. Johnson 3), TAMUCC 6 (Reynolds 3). Steals: MSU 8 (Gordon, Turner 2), TAMUCC 0. Officials: Tom Eades, Mike Thibodeaux, Jeff Smith. Attendance: 2,051.



# 2007-08 BOX SCORES

## GAME #13

**MSU 87, MISSOURI 75**  
DEC. 30, 2007 • STARKVILLE, MS

The Bulldogs wrapped up their regular-season, non-conference home slate by claiming an 87-75 victory over the Big 12's Missouri Tigers at MSU's Humphrey Coliseum.

Sparked by an impressive first-half shooting performance by Matt Lawrence, Missouri (9-5) opened up a six-point lead (20-14) by the 11:50 mark of the opening period. Playing without all-SEC senior forward Charles Rhodes (sprained left ankle), the Bulldogs (8-5) came to life and went on a 21-5 streak to take a 10-point advantage (35-25) with 4:42 remaining in the half.

Lawrence's fourth 3-pointer of the half (in five attempts) paved the way for nine unanswered Mizzou points to cut the deficit to a point (35-34). However, State's Barry Stewart and Ben Hans-brough connected on consecutive treys to put the Bulldogs back up by seven points before settling for a three-point halftime lead (41-38).

After the visiting Tigers knotted up the game at 41-41 within the opening seconds of the second stanza, the Bulldogs went on a 15-3 run to go up by a dozen points (56-44) by the 14:33 mark. However, Missouri fought back and outscored the home team, 16-3, over the next five minutes and claimed a brief one-point lead (60-59) after a second straight 3-pointer by Stefhon Hannah.

A former Mr. Basketball for the state of Missouri during his prep playing days, Hans-brough temporarily stopped the visiting team's momentum with a key 3-pointer with 8:42 left. A Stewart trey and a tip-in by Jamont Gordon later gave the Bulldogs a 73-66 lead at the 3:30 mark. Clutch 10-of-12 free-throw shooting down the stretch sealed MState's third straight victory.

Stewart posted new career highs in points (24) and assists (7), while Gordon added 20 points, eight rebounds and five assists. MU's Matt Lawrence finished the contest with a game-high 28 points on 10-of-15 field-goal shooting and 6-of-11 accuracy from beyond the arc.

### MISSOURI (9-5)

Player	FG	3FG	FT	RB	PF	PT	A	Min
Carroll	5-9	0-1	2-4	4	5	12	1	32
Lyons	1-6	0-1	1-4	2	1	3	1	13
Hannah	5-12	3-7	4-6	2	5	17	7	23
Horton	0-2	0-1	0-0	2	3	0	4	24
M. Lawrence	10-15	6-11	2-2	6	3	28	1	36
K. Lawrence	1-5	0-1	0-0	1	1	2	2	16
Tiller	0-2	0-1	2-2	4	3	2	2	22
Brown	3-7	0-2	0-0	3	2	6	0	15
Safford	2-3	0-1	0-1	4	1	4	0	9
Volkus	0-0	0-0	0-0	1	1	0	0	2
Butterfield	0-1	0-1	1-2	1	4	1	1	8
Team				3				
TOTALS	27-62	9-27	12-21	33	29	75	19	200

### MISSISSIPPI STATE (8-5)

Player	FG	3FG	FT	RB	PF	PT	A	Min
Gordon	8-17	0-4	4-5	8	3	20	5	38
Varnado	4-6	0-0	1-4	8	3	9	0	23
Hansbrough	4-8	2-5	5-8	8	5	15	4	38
Stewart	8-14	3-7	5-5	4	3	24	7	38
Turner	4-10	0-3	4-6	10	2	12	2	34
R. Johnson	2-3	0-1	0-0	0	0	4	0	7
Benock	0-1	0-1	1-2	0	0	1	0	3
B. Johnson	1-1	0-0	0-0	2	2	2	0	13
Augustus	0-0	0-0	0-0	0	0	0	0	2
Bailey	0-0	0-0	0-0	0	1	0	0	4
Team				3				
TOTALS	31-60	5-21	20-30	43	19	87	18	200

Halftime: MSU 41, MU 38. FG%: MSU 51.7%, MU 43.5%. 3FG%: MSU 23.8%, MU 33.3%. FT%: MSU 66.7%, MU 57.1%. Turnovers: MSU 14 (Gordon, Stewart 3), MU 12 (Five with 2). Blocked Shots: MSU 7 (Varnado 5), MU 3 (Three with 1). Steals: MSU 5 (Stewart, Turner 2), MU 6 (Carroll, Hannah 2). Officials: Duke Edsall, Terry Moore, Donnee Gray. Attendance: 8,249.

## GAME #14

**MSU 77, LAFAYETTE 53**  
JAN. 5, 2008 • JACKSON, MS

The Bulldogs concluded the non-conference portion of their regular-season slate by posting a 77-53 victory over Lafayette College at Jackson's Mississippi Coliseum.

The 24-point win extended MState's season-best winning streak to four consecutive games and marked the team's eighth straight hoops triumph (6-0 under Rick Stansbury) in Mississippi's capital city dating back to the 1985-86 campaign.

Against one of the nation's leading three-point shooting teams, MSU (9-5) built a double-digit lead (17-7) eight minutes into the contest. The Bulldogs' cushion increased to as many as 21 points (34-13) by the 5:29 mark, but the visiting Leopards (8-6) by way of Easton, Pa., managed to cut the deficit to a dozen points (37-25) by halftime.

Lafayette came out of the locker room to score the first seven points of the second stanza and would later narrow the gap to just four points (44-40) on a layup by Bilal Abdullah at the 15:36 mark. However, MState would come alive to tally 10 unanswered points to go back up by 14 points (54-40) midway through the period.

The Leopards would trim the margin to single digits one last time (55-46) at the 7:50 mark, but the Bulldogs responded with 12 straight points to mount as much as a 29-point bulge before settling with the 24-point victory.

Entering the contest ranked third in the NCAA in made 3-pointers per game (11.2/gm) and sixth in three-point percentage (.426), Lafayette was held to just 6-of-25 shooting (.240) from beyond the arc and only 26.4 percent (19-of-72 FGs) overall from the field in the contest.

Ben Hansbrough paced MSU with 17 points, while Jarvis Varnado had his second career double-double with a career-high 16 points and 12 re-bounds. Abdullah led all scorers with 21 points.

### LAFAYETTE (8-6)

Player	FG	3FG	FT	RB	PF	PT	A	Min
Schmidt	5-9	0-0	0-0	5	2	10	0	19
Betley	2-7	1-2	1-2	8	4	6	0	25
Gruner	2-9	0-2	0-0	6	2	4	3	24
Brown	1-9	1-7	0-0	0	1	3	2	28
Abdullah	5-15	4-9	7-10	3	3	21	2	33
Cummins	0-3	0-2	0-0	2	0	0	0	7
Wheeler	0-0	0-0	0-0	0	0	0	0	4
Kari	1-4	0-1	1-2	2	1	3	0	11
Visockas	1-3	0-1	0-0	3	0	2	0	12
Benbow	0-1	0-1	0-0	2	0	0	1	5
Mintz	1-3	0-0	0-0	1	0	2	0	6
Detmer	0-4	0-0	0-1	2	2	0	0	18
Koltun	1-5	0-0	0-0	6	2	2	0	8
Team				4				
TOTALS	19-72	6-25	9-15	44	17	53	8	200

### MISSISSIPPI STATE (9-5)

Player	FG	3FG	FT	RB	PF	PT	A	Min
Gordon	6-19	1-4	2-2	7	1	15	7	33
Varnado	5-5	0-0	6-9	12	1	16	0	26
Hansbrough	6-10	5-8	0-0	4	1	17	4	33
Stewart	2-8	1-5	1-2	3	2	6	1	32
Turner	2-6	1-4	3-4	8	4	8	1	28
R. Johnson	5-6	1-2	0-0	3	2	11	0	14
Begley	0-0	0-0	0-0	0	0	0	0	2
lupe	0-0	0-0	0-0	1	0	0	0	2
Benock	0-3	0-2	0-0	0	0	0	2	9
B. Johnson	1-1	0-0	2-2	4	2	4	0	11
Augustus	0-1	0-1	0-0	1	0	0	0	2
Bolen	0-1	0-1	0-0	0	0	0	0	3
Bailey	0-2	0-0	0-2	2	1	0	0	5
Team				3				
TOTALS	27-62	9-27	14-21	48	14	77	15	200

Halftime: MSU 37, LC 25. FG%: MSU 43.5%, LC 26.4%. 3FG%: MSU 33.3%, LC 24.0%. FT%: MSU 66.7%, LC 60.0%. Turnovers: MSU 17 (Gordon 6), LC 16 (Betley, Detmer 5). Blocked Shots: MSU 10 (Varnado 5), LC 4 (Abdullah 3). Steals: MSU 8 (B. Johnson 2), LC 9 (Schmidt 3). Officials: Ted Valentine, Bert Smith, Mike Nance. Attendance: 3,044.

## GAME #15

**MSU 61, LSU 39**  
JAN. 9, 2008 • BATON ROUGE, LA

The Bulldogs opened up conference play with a stout defensive effort by claiming a convincing 61-39 road victory over the short-handed LSU Tigers at the Pete Maravich Assembly Center.

Following an early 2-2 tie one minute into the game, MState (10-5, 1-0) went on a 13-2 spurt to take an 11-point lead (15-4) by the 13:10 mark of the opening period. Playing without the injured tandem of Tasmin Mitchell and Chris Johnson, the Tigers (7-8, 0-1) managed to cut a 12-point deficit late in the period in half as Marcus Thorn-ton bombed in back-to-back 3-pointers within the final minute to bring the home team back to within a six-point margin (25-19) by the intermission.

After Anthony Randolph's three-point play tipped off second-half play to pull the Tigers to within three points, LSU then went nearly six minutes without scoring. In making another 13-2 run over a seven-minute span, the Bulldogs reclaimed their double-digit lead in which they would never again relinquish.

After being held to just seven first-half field goals on only 23 percent shooting, the Tigers fell off that pace in the closing 20 minutes by again hitting only seven shots in 36 second-half attempts for a frigid 19 percent. With MSU connecting on 54 percent of their second-half attempts and owning a 27-19 advantage on the boards in the half, MSU easily secure its third straight series win over LSU.

In addition to winning in Baton Rouge for consecutive years for the first time in a decade, MState allowed the fewest points to an SEC opponent since dropping a 38-36 overtime decision to Auburn during the pre-shot clock era of the 1982 SEC Tournament.

With MSU still without injured all-SEC forward Charles Rhodes, Jarvis Varnado stepped up to record a second straight double-double with 13 points and a career-high 17 rebounds to go along with seven blocks. Held to just 14 total field goals as a team on only 21 percent shooting, LSU was led by Thornton's dozen points.

### MISSISSIPPI STATE (10-5, 1-0)

Player	FG	3FG	FT	RB	PF	PT	A	Min
Gordon	5-13	1-4	2-3	6	2	13	1	37
Varnado	6-10	0-0	1-4	17	2	13	0	25
Hansbrough	3-7	1-5	0-0	7	3	7	4	30
Stewart	2-6	1-4	6-8	6	3	11	5	35
Turner	2-6	0-2	0-0	3	3	4	1	34
R. Johnson	3-4	0-1	0-0	3	0	6	0	12
Begley	0-0	0-0	0-0	0	0	0	0	1
lupe	0-0	0-0	0-0	1	0	0	0	1
Benock	1-1	1-1	0-0	0	0	3	0	8
B. Johnson	0-0	0-0	0-0	0	1	0	0	9
Augustus	1-2	0-1	0-0	0	0	2	0	1
Bolen	0-0	0-0	0-0	2	0	0	0	1
Bailey	1-1	0-0	0-2	1	1	2	0	6
Team				7				
TOTALS	24-50	4-18	9-17	47	15	61	11	200

### LSU (7-8, 0-1)

Player	FG	3FG	FT	RB	PF	PT	A	Min
Randolph	4-13	0-0	2-5	9	3	10	0	26
M. Thornton	2-14	2-6	6-6	7	1	12	0	33
Spencer	0-6	0-4	0-0	2	0	0	0	19
Martin	2-11	0-4	0-0	1	2	4	2	26
Temple	2-7	0-1	0-0	3	2	4	1	37
Mason	3-9	0-0	1-2	3	3	7	0	29
Green	1-2	0-0	0-0	0	1	2	0	12
Farrar	0-4	0-2	0-0	4	1	0	1	15
Q. Thornton	0-0	0-0	0-0	0	1	0	0	3
Team				7				
TOTALS	14-66	2-17	9-13	36	14	39	4	200

Halftime: MSU 25, LSU 19. FG%: MSU 48.0%, LSU 21.2%. 3FG%: MSU 22.2%, LSU 11.8%. FT%: MSU 52.9%, LSU 69.2%. Turnovers: MSU 17 (Gordon, Bailey 3), LSU 9 (Temple 3). Blocked Shots: MSU 10 (Varnado 7), LSU 4 (Randolph 2). Steals: MSU 5 (Turner 2), LSU 6 (Mason 3). Officials: Mike Stuart, Rick Hartzell, Antinio Petty. Attendance: 7,843.

# 2007-08 BOX SCORES



## GAME #16

**MSU 60, GEORGIA 49**  
JAN. 12, 2008 • STARKVILLE, MS

The homestanding Bulldogs notched their sixth consecutive victory of the season by successfully opening up their SEC home slate with a 60-49 win over the Bulldogs of Georgia at MSU's Humphrey Coliseum.

MState (11-5, 2-0) scored the game's first seven points and later still led by six points (16-10) with 7:12 remaining in the low-scoring first half of play. Georgia (9-5, 0-1) claimed its first lead of the contest at 22-20 with 3:19 left following back-to-back driving layups by Sundiata Gaines and a jumper by Corey Butler. MSU countered with dunks by all-SEC standouts Charles Rhodes and Jamont Gordon to take back a 27-24 advantage heading into halftime.

After Butler opened the second stanza with consecutive jumpers to put UGA back on top by a single point (28-27), MState went on an 18-2 run over the next seven minutes to break out to a 15-point cushion (45-30) by the 11:23 mark. Georgia responded by scoring nine unanswered points within a four-minute span to cut the deficit to a half-dozen points (45-39) with 7:42 remaining.

A Riley Benock 3-pointer at the 5:21 mark ended a six-minute scoring drought by MSU. State would go on to build an 11-point margin (50-39) before Georgia scored five straight points to pull to within six points (50-44) again with 1:55 left. A Terrance Woodbury 3-pointer with 49 seconds remaining would bring UGA to within a half-dozen points (53-47) one last time before the home team connected on 7-of-8 charity tosses over the final 43 seconds to seal the 11-point triumph and give MState its ninth win in 10 SEC home openers during the Rick Stansbury era.

In setting a new school record with 16 blocks on the day (10 by Jarvis Varnado), MSU held its third straight opponent to less than 30 percent shooting as UGA struggled with 16-of-65 (24.6%) from the field and just 3-of-17 (18%) from the arc.

Gordon and Gaines had 15 points apiece to lead the respective teams. Varnado added nine points and nine rebounds for the winners.

### GEORGIA (9-5, 0-1)

Player	FG	3FG	FT	RB	PF	PT	A	Min
Woodbury	1-10	1-4	3-4	4	4	6	1	23
Bliss	1-3	0-0	0-0	4	2	2	0	21
Gaines	5-18	1-6	4-7	6	4	15	1	33
Butler	4-7	0-1	1-2	5	3	9	2	31
Humphrey	1-8	1-3	2-3	7	5	5	1	36
Barnes	0-1	0-0	0-0	2	1	0	0	4
Swansey	1-5	0-2	0-0	2	1	2	1	15
Brewer	0-2	0-1	0-0	3	0	0	0	8
Jackson	1-2	0-0	0-0	2	0	2	0	10
Price	2-9	0-0	4-6	3	1	8	0	19
Team				6				
<b>TOTALS</b>	<b>16-65</b>	<b>3-17</b>	<b>14-22</b>	<b>44</b>	<b>21</b>	<b>49</b>	<b>6</b>	<b>200</b>

### MISSISSIPPI STATE (11-5, 2-0)

Player	FG	3FG	FT	RB	PF	PT	A	Min
Gordon	6-12	0-3	3-3	9	3	15	2	33
Varnado	4-5	0-0	1-1	9	3	9	0	21
Hansbrough	2-6	1-3	1-2	2	3	6	2	36
Stewart	3-13	0-5	3-5	5	4	9	2	36
Turner	2-7	2-6	1-2	9	3	7	2	37
R. Johnson	0-2	0-1	0-0	1	0	0	0	6
Benock	1-2	1-2	3-4	1	0	6	1	10
B. Johnson	0-1	0-0	0-0	1	0	0	1	9
Rhodes	4-5	0-0	0-2	3	1	8	0	12
Team				1				
<b>TOTALS</b>	<b>22-53</b>	<b>4-20</b>	<b>12-19</b>	<b>41</b>	<b>17</b>	<b>60</b>	<b>10</b>	<b>200</b>

Halftime: MSU 27, UGA 24. FG%: MSU 41.5%, UGA 24.6%. 3FG%: MSU 20.0%, UGA 17.6%. FT%: MSU 63.2%, UGA 63.6%. Turnovers: MSU 16 (Three with 4), UGA 14 (Gaines, Price 3). Blocked Shots: MSU 16 (Varnado 10), UGA 11 (Jackson 1). Steals: MSU 6 (Stewart, Turner 2), UGA 11 (Humphrey 4). Officials: J.B. Caldwell, John Hampton, Mark Whitehead. Attendance: 8,713.

## GAME #17

**MSU 69, KENTUCKY 64**  
JAN. 15, 2008 • STARKVILLE, MS

The homestanding Bulldogs moved to 3-0 in SEC play for the first time since 1993-94 with a 69-64 home triumph over the Kentucky Wildcats in front of an ESPN viewing audience at MSU's Humphrey Coliseum.

After battling through five lead changes during the opening seven minutes of play, MState (12-5, 3-0) grabbed a six-point lead (22-16) following a Charles Rhodes dunk at the 9:13 mark of the opening period. The Bulldogs' lead grew to 10 points by the closing minutes of the half, but Kentucky (7-8, 1-1) scored the final five points of the first half to trim the deficit in half (32-27) by the halftime buzzer.

MSU seemingly regained control of the contest during the opening 10 minutes of the second stanza, building as much as a 12-point cushion (45-33) following a 3-pointer by Phil Turner at the 14:58 mark. Aided by some poor second-half free throw shooting by MSU and back-to-back Bulldog turnovers around the 5:00 mark, the Wildcats managed to get to within three points (56-53) after a Ramel Bradley layup with 5:01 left.

The Bulldogs regrouped and kept plugging away at the charity stripe to eventually go back up by eight points (65-57) after a 1-for-2 trip to the line by Rhodes with 30 seconds remaining. However, an MSU miscue sandwiched between four straight free throws by UK's Bradley followed by a Joe Crawford 3-pointer made it a two-point contest with nine seconds left in the game. Though he struggled from the field (2-of-11 FGs & 0-of-5 treys) on the night, State's Barry Stewart came through in the clutch by hitting 3-of-4 free throws over the final five seconds to give the Bulldogs their seventh straight win of the season.

Jarvis Varnado over-shadowed Jamont Gordon's game-high 24 points by recording the third triple-double in school history with 10 points, 12 rebounds and a school record-tying 10 blocks. MSU had 15 blocks to mark the fourth straight game in double digits. UK guards Bradley and Crawford tallied 22 and 20 points, respectively.

### KENTUCKY (7-8, 1-1)

Player	FG	3FG	FT	RB	PF	PT	A	Min
Harris	1-3	0-1	0-0	4	3	2	1	38
Coury	1-6	0-0	1-2	3	2	3	1	20
Patterson	4-11	0-0	2-2	3	3	10	0	36
Bradley	6-17	2-10	8-8	4	2	22	4	40
Crawford	8-19	4-8	0-0	5	4	20	5	39
Krebs	0-0	0-0	0-0	1	0	0	0	1
Porter	1-1	1-1	0-0	0	1	3	0	2
Stewart	0-0	0-0	0-0	1	0	0	0	1
Stevenson	2-3	0-0	0-0	7	5	4	1	23
Team				5				
<b>TOTALS</b>	<b>23-60</b>	<b>7-20</b>	<b>11-12</b>	<b>33</b>	<b>20</b>	<b>64</b>	<b>12</b>	<b>200</b>

### MISSISSIPPI STATE (12-5, 3-0)

Player	FG	3FG	FT	RB	PF	PT	A	Min
Rhodes	5-8	0-0	2-4	3	0	12	2	30
Varnado	3-5	0-0	4-10	12	2	10	1	36
Stewart	2-11	0-5	5-8	4	3	9	4	35
Turner	4-10	3-8	0-0	4	1	11	1	33
Gordon	7-11	5-7	5-9	9	3	24	5	36
R. Johnson	0-3	0-2	0-0	1	0	0	0	6
Begley	0-0	0-0	0-0	0	0	0	0	1
Benock	0-0	0-0	0-0	1	1	0	0	11
B. Johnson	1-2	0-0	0-0	2	1	2	0	9
Bailey	0-1	0-0	1-2	1	2	1	0	3
Team				3				
<b>TOTALS</b>	<b>22-51</b>	<b>8-22</b>	<b>17-33</b>	<b>40</b>	<b>13</b>	<b>69</b>	<b>13</b>	<b>200</b>

Halftime: MSU 32, UK 27. FG%: MSU 43.1%, UK 38.3%. 3FG%: MSU 36.4%, UK 35.0%. FT%: MSU 51.5%, UK 91.7%. Turnovers: MSU 13 (Stewart 5), UK 10 (Bradley 5). Blocked Shots: MSU 15 (Varnado 10), UK 5 (Harris, Stevenson 2). Steals: MSU 2 (Rhodes, Stewart), UK 7 (Bradley 4). Technicals: UK (Team). Officials: Doug Shaws, Anthony Jordan, Rick Crawford. Attendance: 9,862.

## GAME #18

**MSU 66, ALABAMA 56**  
JAN. 19, 2008 • TUSCALOOSA, AL

The visiting Bulldogs stretched their overall winning streak to eight consecutive games and SEC win string to four straight contests with a 66-56 victory over Alabama at Coleman Coliseum.

During an opening 20 minutes of play that featured five lead changes and four ties, MState (13-5, 4-0) led most of the time. After the visitors led by as many as six points (14-8) four minutes into the game and then later owned a five-point margin (25-20) with 5:37 left, the Crimson Tide (11-8, 0-4) took a brief one-point lead (28-27) on a pair of Alonzo Gee free throws with 1:52 remaining.

However, the Bulldogs capped off a 7-of-14 first-half shooting performance beyond the three-point arc with back-to-back treys by Riley Benock and Ben Hansbrough over the final minute to give MSU a 33-28 halftime lead.

Following a made trey by Bama's Mykal Riley to open the second-half scoring, Jamont Gordon answered with a 3-pointer of his own to ignite a 9-0 State run. Midway through the half, the Tide scored seven unanswered points to cut the deficit to four points (52-48) with 8:21 left in the contest. MState's Barry Stewart responded with a clutch 3-pointer from the corner to halt the Bama run.

Four minutes later, Senario Hillman converted a three-point play to again narrow the gap to four points (59-55) with 3:58 left to play. Back-to-back buckets by Gordon and Jarvis Varnado put the visitors back up by eight points with 2:06 left on the clock. MSU held Alabama to a single point over the game's final four minutes to win in Tuscaloosa for the first time since 2003-04 and prevail by double digits at Coleman Coliseum for the first time since 1989-90.

As a team, the Bulldogs drilled a season-high 12 three-point field goals (in 26 attempts), while the Tide struggled with 2-of-14 shooting from beyond the arc. Gordon hit for a game-high 24 points for the second straight contest en route to earning SEC Player of the Week and national honors by FOX Sports and *The Sporting News*. Stewart followed with 16 points for the winners. Richard Hendrix paced Alabama with 21 points.

### MISSISSIPPI STATE (13-5, 4-0)

Player	FG	3FG	FT	RB	PF	PT	A	Min
Rhodes	2-7	0-1	1-2	9	2	5	0	31
Varnado	2-4	0-0	0-2	6	4	4	0	21
Stewart	6-11	3-5	1-2	1	3	16	3	35
Turner	1-5	1-4	0-0	2	2	3	3	28
Gordon	10-17	4-8	0-1	4	3	24	5	34
R. Johnson	0-0	0-0	2-4	1	0	2	1	2
Hansbrough	3-8	3-7	0-2	1	1	9	0	25
Benock	1-1	1-1	0-0	0	0	3	1	4
B. Johnson	0-1	0-0	0-0	2	2	0	0	7
Bailey	0-0	0-0	0-0	4	3	0	0	13
Team				4				
<b>TOTALS</b>	<b>25-54</b>	<b>12-26</b>	<b>4-13</b>	<b>34</b>	<b>20</b>	<b>66</b>	<b>13</b>	<b>200</b>

### ALABAMA (11-8, 0-4)

Player	FG	3FG	FT	RB	PF	PT	A	Min
Jemison	3-6	0-1	2-4	6	3	8	2	35
Hendrix	8-10	0-0	5-8	6	3	21	4	36
Riley	2-9	1-6	0-0	7	4	5	4	35
Pickett	1-4	0-2	0-0	1	0	2	1	28
Gee	2-9	0-3	6-9	4	1	10	2	30
Torrance	1-1	0-0	0-0	1	0	2	2	6
Hollinger	1-2	1-2	0-2	0	0	3	1	13
Hillman	2-2	0-0	1-1	0	2	5	0	15
Coleman	0-0	0-0	0-0	0	0	0	0	1
Knox	0-1	0-0	0-0	1	1	0	0	1
Team				3				
<b>TOTALS</b>	<b>20-44</b>	<b>2-14</b>	<b>14-24</b>	<b>29</b>	<b>14</b>	<b>56</b>	<b>16</b>	<b>200</b>

Halftime: MSU 33, UA 28. FG%: MSU 46.3%, UA 45.5%. 3FG%: MSU 46.2%, UA 14.3%. FT%: MSU 30.8%, UA 58.3%. Turnovers: MSU 12 (Gordon 4), UA 17 (Hendrix 7). Blocked Shots: MSU 3 (Three with 1), UA 7 (Hendrix 3). Steals: MSU 7 (Varnado 3), UA 7 (Riley 3). Officials: Tom Eades, John Hampton, Tracy Woodson. Attendance: 11,290.



# 2007-08 BOX SCORES

## GAME #19

**MSU 88, #15 OLE MISS 68**  
JAN. 26, 2008 • STARKVILLE, MS

The Bulldogs extended their season winning streaks to nine consecutive games overall and five straight to begin SEC play by claiming an 88-68 home triumph over No. 15 Mississippi with 10,421 fans on hand at Humphrey Coliseum.

After battling through six lead changes and two ties during the opening 10 minutes of play, MState (14-5, 5-0) scored seven unanswered points over a four-minute span to take a 28-21 lead with 6:06 remaining in the first half. The Rebels (15-3, 2-3) would cut the deficit to three points (34-31) with two minutes left, but the Bulldogs scored the final four points of the half to take a 38-31 halftime lead.

MSU's lead was not seriously challenged the rest of the contest, as they took a trio of 10-point leads during the opening five minutes of the second stanza. After Ole Miss cut the deficit to seven points (49-42) at the 14:42 mark, State's Jamont Gordon converted a three-point play and then followed with a message-sending dunk to give the Bulldogs a 13-point cushion (55-42) with 13:12 left in the contest.

With the home team shooting 69 percent from the field in the second half and fueled by Charles Rhodes' 18 second-half points, the Bulldogs maintained their double-digit cushion over the final 14 minutes of the contest. The 20-point victory marked MSU's 10th consecutive home triumph over Ole Miss during the Rick Stansbury era and gave the Bulldogs their seventh straight SEC home win dating back to last February.

As a team, MSU shot 57 percent from the field for the game, along with holding UM to just 37 percent accuracy. Rhodes paced five double-digit State scorers with a game-high 26 points on 12-of-14 shooting, while Dwayne Curtis had 18 points and 11 rebounds for the visitors.

### OLE MISS (15-3, 2-3)

Player	FG	3FG	FT	RB	PF	PT	A	Min
Williams	1-4	0-0	0-3	3	4	2	0	19
Curtis	7-11	0-0	4-4	11	3	18	3	31
Warren	5-20	2-10	3-4	3	0	15	3	35
Polynice	7-13	0-0	0-0	7	2	14	1	34
Gaskins	1-7	1-3	0-0	0	2	3	0	24
Smith	0-0	0-0	0-0	0	0	0	1	5
Watson	1-3	0-0	0-0	1	1	2	0	7
White	4-7	0-0	1-1	2	4	9	0	20
Graham	1-3	1-1	0-0	2	0	3	0	10
Huertas	1-8	0-3	0-0	5	1	2	0	15
Team				5				
<b>TOTALS</b>	<b>28-76</b>	<b>4-17</b>	<b>8-12</b>	<b>39</b>	<b>17</b>	<b>68</b>	<b>8</b>	<b>200</b>

### MISSISSIPPI STATE (14-5, 5-0)

Player	FG	3FG	FT	RB	PF	PT	A	Min
Rhodes	12-14	0-0	2-3	6	1	26	1	28
Varnado	4-5	0-0	4-4	8	3	12	1	29
Stewart	5-11	0-4	2-4	4	2	12	3	33
Turner	0-5	0-2	0-0	6	3	0	0	28
Gordon	5-12	2-6	1-1	1	2	13	6	30
R. Johnson	1-2	1-1	0-0	0	0	3	0	4
Begley	0-1	0-1	0-0	0	0	0	0	1
Iupe	0-0	0-0	0-0	1	0	0	0	1
Bryant	0-1	0-0	0-0	0	0	0	0	1
Benock	4-5	4-5	0-0	1	0	12	1	21
B. Johnson	1-2	0-0	0-0	3	1	2	3	11
Augustus	0-0	0-0	0-0	0	0	0	0	1
Bolen	0-0	0-0	0-0	0	0	0	0	1
Bailey	2-2	0-0	4-7	3	1	8	0	11
Team				7				
<b>TOTALS</b>	<b>34-60</b>	<b>7-19</b>	<b>13-19</b>	<b>40</b>	<b>13</b>	<b>88</b>	<b>15</b>	<b>200</b>

Halftime: MSU 38, UM 31. FG%: MSU 56.7%, UM 36.8%. 3FG%: MSU 36.8%, UM 23.5%. FT%: MSU 68.4%, UM 66.7%. Turnovers: MSU 11 (Rhodes, Stewart 2), UM 6 (Six with 1). Blocked Shots: MSU 8 (Varnado 4), UM 5 (Five with 1). Steals: MSU 4 (Gordon 2), UM 6 (Warren 3). Officials: Rick Crawford, Antinio Petty, Roger Ayers. Attendance: 10,421.

## GAME #20

**ARKANSAS 78, #25 MSU 58**  
JAN. 30, 2008 • FAYETTEVILLE, AR

Ranked in the nation's Top 25 for the first time in three years, the 25th-ranked Bulldogs had their nine-game overall winning streak and five-game SEC win string snapped by dropping a 78-58 decision to the Arkansas Razorbacks at Bud Walton Arena.

Keyed by Jamont Gordon's 10 points through the opening eight minutes of play, MState (14-6, 5-1) held a four-point lead (11-7) at the 12:18 mark. With the Razorbacks (15-5, 4-2) playing without starter and Jackson, Miss., native Charles Thomas because of a suspension, senior forward Sonny Weems sparked a 14-0 Arkansas run by hitting three straight 3-pointers to give the home team a 21-11 advantage midway through the half.

MSU cut the deficit in half within a minute, but the Razorbacks responded by reclaiming a double-digit lead (27-16) with 6:43 left in the half. With Arkansas owning a 22-15 rebounding advantage and the Bulldogs saddled with 13 first-half turnovers, the Hogs owned a comfortable 43-28 halftime cushion.

MSU got off the deck and scored the first eight points of the second stanza to cut the margin to seven points (43-36) following a Phil Turner 3-pointer at the 16:02 mark. However, it was Weems yet again who ignited a spark for the home team by hitting a jumper and a 3-pointer to push the lead back up to double figures. The Razorbacks' cushion stayed at twin digits for the final 15 minutes of the contest, as MState suffered its first 20-point defeat since dropping an 83-61 decision at South Carolina on Feb. 11, 2006.

Though limiting Arkansas to 36 percent shooting for the contest, the Bulldogs were outrebounded, 41-35, and outscored by 13 points at the free throw line. MSU was also credited with 22 turnovers and only five assists on the evening.

Gordon finished with a game-high 24 points, while Charles Rhodes posted a double-double with 11 points and 15 rebounds for the visitors. Weems tallied 22 points, including 5-of-10 accuracy from beyond the three-point arc, and Patrick Beverley registered his own double-double with 19 points and 10 boards for the winners.

### MISSISSIPPI STATE (14-6, 5-1)

Player	FG	3FG	FT	RB	PF	PT	A	Min
Rhodes	4-11	0-0	3-5	15	2	11	1	37
Varnado	0-1	0-0	1-2	6	3	1	0	24
Stewart	3-7	0-2	1-2	1	5	7	0	30
Turner	2-6	2-5	0-0	3	3	6	1	27
Gordon	8-16	3-8	5-6	4	3	24	1	37
R. Johnson	2-4	1-2	0-0	1	1	5	0	12
Benock	0-2	0-2	0-0	0	3	0	2	14
B. Johnson	1-1	0-0	2-2	4	0	4	0	12
Bailey	0-1	0-0	0-0	0	3	0	0	7
Team				7				
<b>TOTALS</b>	<b>20-49</b>	<b>6-19</b>	<b>12-17</b>	<b>35</b>	<b>23</b>	<b>58</b>	<b>5</b>	<b>200</b>

### ARKANSAS (15-5, 4-2)

Player	FG	3FG	FT	RB	PF	PT	A	Min
Weems	8-17	5-10	1-1	6	2	22	1	28
Washington	2-6	1-2	3-4	4	3	8	1	22
Hill	3-3	0-0	3-4	6	2	9	0	24
Welsh	1-7	1-4	4-5	1	0	7	1	30
Beverley	6-16	1-6	6-8	10	1	19	4	37
Ervin	0-5	0-0	4-4	4	4	4	2	23
Townes	1-4	0-0	4-4	3	2	6	1	19
Britt	0-0	0-0	0-0	1	0	0	0	1
Cox	0-0	0-0	0-0	0	0	0	0	1
Hunter	1-3	1-2	0-0	3	3	3	1	15
Team				3				
<b>TOTALS</b>	<b>22-61</b>	<b>9-24</b>	<b>25-30</b>	<b>41</b>	<b>17</b>	<b>78</b>	<b>11</b>	<b>200</b>

Halftime: UA 43, MSU 28. FG%: MSU 40.8%, UA 36.1%. 3FG%: MSU 31.6%, UA 37.5%. FT%: MSU 70.6%, UA 83.3%. Turnovers: MSU 22 (Gordon 6), UA 12 (Weems, Hill 3). Blocked Shots: MSU 8 (Varnado 4), UA 4 (Washington, Hill 2). Steals: MSU 5 (Five with 1), UA 7 (Welsh, Beverley 2). Officials: Doug Shows, Les Jones, James Breeding. Attendance: 17,927.

## GAME #21

**#7 TENNESSEE 76, #25 MSU 71**  
FEB. 2, 2008 • STARKVILLE, MS

Despite a valiant second-half comeback, the 25th-ranked Bulldogs dropped a 76-71 home decision to the seventh-ranked Tennessee at Humphrey Coliseum.

Bidding for their first win over a top 10-ranked team since 2002, the homestanding Bulldogs (14-7, 5-2) jumped out to an early 8-2 lead three minutes into the contest. However, a 9-1 Tennessee run over a two-minute span later in the half gave the Volunteers (19-2, 6-1) a five-point lead (16-11) at the 10:34 mark.

An 8-2 MState run, capped by a Barry Stewart 3-pointer, put the home team back on top briefly before the visitors scored seven unanswered points to go back up by six points (25-19) with 6:53 left in the half. The Volunteers used 8-of-16 three-point shooting through the opening 20 minutes of play to acquire a 36-27 halftime lead.

Tennessee maintained control of the contest through the first 13 minutes of the second stanza before MSU's perimeter shooting suddenly came alive. The first of three straight Stewart treys coming at the 6:15 mark ignited a 24-9 Bulldog run that would set up some last-minute dramatics. For nearly a six-minute period, Stewart and fellow Tennessee native Jamont Gordon combined for 7-of-8 three-point shooting to pull the Bulldogs from 17 points down (64-47) to within a basket (73-71) on Stewart's career-high sixth trey with 43 seconds remaining.

After UT's Wayne Chism misfired on the front end of a 1-and-1 with 34 seconds left, MSU committed a turnover to give the ball back. State got another chance when Jordan Howell only made 1-of-2 free throws with 15 seconds left, but Gordon's trey attempt with seven ticks on the clock was off target. Howell sealed the Vols' road victory with two free throws in the final seconds.

Stewart finished with a game-high 21 points on 6-of-8 treys, while Chris Lofton paced the winners with 20. The two teams combined for 22 made 3-pointers in the contest, while UT benefitted from a 42-32 rebounding advantage.

### TENNESSEE (19-2, 6-1)

Player	FG	3FG	FT	RB	PF	PT	A	Min
T. Smith	3-6	2-2	0-0	4	4	8	4	15
Chism	2-6	2-4	1-3	6	4	7	0	26
J. Smith	5-9	2-6	3-4	5	4	15	1	22
Lofton	6-12	4-9	4-4	1	1	20	1	31
R. Smith	1-5	0-1	0-0	1	1	2	1	22
Howell	2-7	2-5	3-4	4	1	9	2	18
Pearl	0-1	0-0	0-0	0	1	0	0	1
Tabb	0-1	0-1	0-0	4	1	0	2	11
Prince	3-8	0-0	1-2	4	3	7	1	23
Crews	3-7	0-0	0-0	3	2	6	0	21
Williams	1-1	0-0	0-1	5	4	2	0	10
Team				5				
<b>TOTALS</b>	<b>26-63</b>	<b>12-28</b>	<b>12-18</b>	<b>42</b>	<b>26</b>	<b>76</b>	<b>12</b>	<b>200</b>

### MISSISSIPPI STATE (14-7, 5-2)

Player	FG	3FG	FT	RB	PF	PT	A	Min
Rhodes	4-9	0-0	7-8	10	2	15	1	35
Varnado	2-4	0-0	1-4	4	2	5	0	30
Stewart	7-9	6-8	1-2	2	4	21	1	34
Turner	1-5	0-2	0-1	3	2	2	0	24
Gordon	4-12	4-10	5-9	3	4	17	6	37
R. Johnson	2-5	0-1	1-1	1	1	5	0	10
Benock	0-0	0-0	0-0	1	1	0	2	15
B. Johnson	1-1	0-0	1-1	2	2	3	0	9
Bailey	1-2	0-0	1-3	4	3	3	0	6
Team				2				
<b>TOTALS</b>	<b>22-47</b>	<b>10-21</b>	<b>17-29</b>	<b>32</b>	<b>21</b>	<b>71</b>	<b>10</b>	<b>200</b>

Halftime: UT 36, MSU 27. FG%: MSU 46.8%, UT 41.3%. 3FG%: MSU 47.6%, UT 42.9%. FT%: MSU 58.6%, UT 66.7%. Turnovers: MSU 16 (Rhodes 5), UT 13 (J. Smith 3). Blocked Shots: MSU 10 (Rhodes 5), UT 3 (Chism 2). Steals: MSU 4 (Stewart 2), UT (Three with 1). Officials: Joe Lindsay, Mike Thibodeaux, Everett Summers. Technicals: Bailey (MSU), Prince (UT). Attendance: 10,150.



# 2007-08 BOX SCORES



## GAME #22

**MSU 73, ALABAMA 66**  
FEB. 6, 2008 • STARKVILLE, MS

The Bulldogs got back on the winning track by registering a 73-66 home victory over divisional rival Alabama at MSU's Humphrey Coliseum.

Snapping a two-game losing skid with the seven-point home win over the Crimson Tide, MSU (15-7) closed out the first half of the regular-season conference slate with a 6-2 league mark.

During a fairly sluggish first half of play, the Bulldogs built an eight-point lead (16-8) by the 9:19 mark. Alabama (13-10, 2-6) would battle back to tie up the contest two more times late in the half and even take a brief two-point edge (27-25) with 4:23 left. State's Barry Stewart responded with a 3-pointer to help the home team to a four-point lead (33-29) at the intermission.

The Bulldogs maintained their lead throughout the second stanza, opening up as much as an 11-point advantage (56-45) midway through the period. However, the Tide managed to cut the deficit to just two points (60-58) by the 5:31 mark and was still down by just a basket (65-63) with 3:31 left following an Alonzo Gee 3-pointer.

A minute later, MSU's Jarvis Varnado put back a missed Charles Rhodes jumper to give the Bulldogs a four-point lead with 2:27 left. After the two teams traded free throws, MState's Jamont Gordon converted on a pair of charity tosses to lengthen the margin to six points (70-64) with 48 seconds remaining. Following a Mikhail Torrance layup, Gordon missed the second of two free throws. However, Rhodes pulled down the missed attempt and went to the line, but he missed both free throws.

With a chance to cut into the deficit, the Tide misfired on two shot attempts on its ensuing possession, which ultimately ended with a turnover. The Bulldogs sealed their first season series sweep of Bama since 1998-99 by hitting two more free throws over the final 22 seconds.

Holding Alabama to just 36 percent shooting for the game, MSU was paced by Gordon and Rhodes with 17 points apiece. Gordon tied his career high with 10 assists to post his second double-double of the season. Gee led a quintet of double-digit Bama scorers with 16 points, but struggled with just 4-of-18 from the field.

ALABAMA (13-10, 2-6)								
<i>Player</i>	<i>FG</i>	<i>3FG</i>	<i>FT</i>	<i>RB</i>	<i>PF</i>	<i>PT</i>	<i>A</i>	<i>Min</i>
Jemison	1-4	0-0	0-0	5	1	2	0	11
Hendrix	6-15	0-1	0-2	6	5	12	1	29
Riley	7-16	1-6	0-0	7	3	15	2	39
Hollinger	3-8	2-4	2-4	2	2	10	4	37
Gee	4-18	2-7	6-7	5	1	16	3	37
Torrance	4-6	2-2	0-0	2	1	10	0	16
Pickett	0-0	0-0	0-0	0	0	0	0	2
Hillman	0-1	0-1	0-2	1	1	0	2	15
Coleman	0-1	0-0	1-2	3	3	1	0	14
<i>Team</i>	7							
TOTALS	25-69	7-21	9-17	38	17	66	12	200

MISSISSIPPI STATE (15-7, 6-2)								
<i>Player</i>	<i>FG</i>	<i>3FG</i>	<i>FT</i>	<i>RB</i>	<i>PF</i>	<i>PT</i>	<i>A</i>	<i>Min</i>
Rhodes	7-12	0-0	3-6	9	2	17	1	33
Varnado	4-5	0-0	0-0	3	1	8	1	30
Stewart	5-11	3-8	0-0	9	0	13	2	36
Turner	1-3	1-3	1-2	5	0	4	0	14
Gordon	5-13	0-4	7-10	6	2	17	10	38
R. Johnson	0-1	0-0	0-0	1	0	0	0	4
Hansbrough	3-8	2-5	2-2	0	3	10	2	27
Benock	0-0	0-0	0-0	0	1	0	0	3
B. Johnson	0-0	0-0	0-0	2	1	0	0	7
Bailey	1-1	0-0	2-2	2	2	4	0	8
<i>Team</i>	4							
TOTALS	26-54	6-20	15-22	41	12	73	16	200

Halftime: MSU 33, UA 29. FG%: MSU 48.1%, UA 36.2%. 3FG%: MSU 30.0%, UA 33.3%. FT%: MSU 68.2%, UA 52.9%. Turnovers: MSU 13 (Rhodes, Stewart 3), UA 7 (Riley 2). Blocked Shots: MSU 6 (Rhodes, Varnado 2), UA 6 (Jemison, Hendrix 3). Steals: MSU 4 (Gordon 3), UA 6 (Riley 3). Officials: Tom Eades, Mike Nance, Anthony Jordan. Attendance: 9,730.

## GAME #23

**MSU 83, AUBURN 64**  
FEB. 9, 2008 • AUBURN, AL

The visiting Bulldogs tipped off the second half of their regular-season conference slate in impressive fashion by claiming a convincing 83-64 road victory against the Auburn Tigers at Beard-Eaves-Memorial Coliseum.

Leading comfortably from the opening tip-off to the final buzzer, MState (16-7, 7-2) scored the first 10 points of the contest en route to jumping out to a 19-4 advantage by the 15:43 mark of the first period. The MSU cushion stayed at double figures for the remainder of the half and throughout the second stanza. Auburn (12-10, 2-7) cut the deficit to 10 points (27-17) on a three-point play by Frank Tolbert at the 8:22 mark. However, the Bulldogs scored six unanswered points to push the margin back up to 16.

Despite 12 first-half turnovers, MSU outshot the Tigers 57 percent to 29 percent in addition to owning a commanding 26-8 rebounding advantage en route to posting a 44-29 halftime bulge.

The State lead ballooned to 20 points (52-32) three minutes into the second stanza. The Tigers did muster one last comeback attempt midway through the closing period when a Quantez Robertson layup capped a 7-0 Auburn run to cut the deficit back to 10 points (60-50) with 11:33 remaining. However, a Jamont Gordon 3-pointer put a halt to the momentum, and the Bulldogs went back up by 20 points (72-52) at the 6:57 mark on a Ben Hansbrough layup. The MSU lead grew to as many as 23 points (83-60) after a Hansbrough trey with two minutes left, before the visitors coasted to their third league road triumph in four SEC outings on the season.

For the contest, the Bulldogs shot 52 percent from the field, including 10-of-23 accuracy from beyond the arc, and managed a season-best 89 percent from the charity stripe. Defensively, MSU limited Auburn to just 34 percent shooting for the game and owned a commanding 46-27 rebounding advantage.

Gordon (24 points & 13 rebounds) and Charles Rhodes (17/10) both notched double-doubles for the winners, while Rasheem Barrett led Auburn with 18 points.

MISSISSIPPI STATE (16-7, 7-2)								
<u>Player</u>	<u>FG</u>	<u>3FG</u>	<u>FT</u>	<u>RB</u>	<u>PF</u>	<u>PT</u>	<u>A</u>	<u>Min</u>
Rhodes	5-11	0-0	7-7	10	4	17	0	33
Varnado	4-4	0-0	0-0	3	4	8	1	23
Hansbrough	6-9	4-7	4-5	4	3	20	3	38
Stewart	2-5	2-4	1-2	3	2	7	1	37
Gordon	5-11	3-7	11-12	13	1	24	8	37
R. Johnson	2-3	0-1	0-0	0	0	4	0	5
Begley	0-1	0-1	0-0	0	0	0	0	2
Benock	0-1	0-1	0-0	0	0	0	0	4
B. Johnson	0-0	0-0	0-0	1	0	0	0	2
Turner	1-2	1-2	0-0	3	1	3	1	15
Bailey	0-1	0-0	0-0	0	1	0	0	4
Team	9							

TOTALS	25-48	10-23	23-26	46	16	83	14	200
AUBURN (12-10, 2-7)								
Player	FG	3FG	FT	RB	PF	PT	A	Min
Prowell	1-6	1-4	0-0	0	5	3	0	22
Tolbert	6-15	0-2	5-6	4	4	17	4	39
Reed	1-6	1-3	1-2	0	2	4	2	20
Barrett	7-22	2-6	2-2	6	3	18	2	32
Robertson	6-8	1-3	3-3	5	3	16	1	37
Hargrove	1-8	1-5	1-2	5	1	4	2	29
Williams	0-1	0-1	0-0	0	1	0	0	5
Heramb	1-2	0-1	0-0	0	2	2	1	16
Team	7							
TOTALS	23-68	6-25	12-15	27	22	64	12	200

Halftime: MSU 44, AU 29. FG%: MSU 52.1%, AU 33.8%. 3FG%: MSU 43.5%, AU 24.0%. FT%: MSU 88.5%, AU 80.0%. Turnovers: MSU 24 (Gordon 8), AU 11 (Four with 2). Blocked Shots: MSU 9 (Varnado 6), AU 2 (Tolbert 2). Steals: MSU 6 (Hansbrough 3), AU 13 (Tolbert 6). Officials: Joe Lindsay, Lee Cassell, Tracy Woodson. Attendance: 7,489.

## GAME #24

**MSU 80, ARKANSAS 74**  
FEB. 16, 2008 • STARKVILLE, MS

The homestanding Bulldogs survived a second-half scare and extended their SEC Western Division lead to two games over second-place Arkansas by claiming an 80-74 victory against the Razorbacks at Humphrey Coliseum.

With Charles Rhodes scoring 15 of the team's first 20 points through the opening six minutes of the game, MState (17-7, 8-2) grabbed an early nine-point advantage (22-13) by the 13:35 mark. Arkansas (17-7, 6-4) cut the deficit to four points on a couple of occasions, before the Bulldogs reclaimed a double-digit lead (32-22) on a break-away dunk by Barry Stewart with 8:18 left.

With Rhodes and Stewart hitting for 19 and 12 first-half points, respectively, MSU also benefited from a 22-11 rebounding margin through the opening 20 minutes of play to claim a 47-34 halftime advantage.

Following a dunk by MSU's Jarvis Varnado to begin the second-half scoring, the Razorbacks went on a 19-2 run over the next five minutes to turn a 15-point deficit into a two-point lead (53-51) by the 13:54 mark. Arkansas went up by as many as four points (60-56) with 11:24 remaining, but the Bulldogs would regroup to force four deadlocks over a critical four-minute span.

Seven unanswered points by the home team put State on top by five points (73-68) with 3:56 left. The Razorbacks managed to cut the deficit to three points a couple of times down the stretch, but the Bulldogs finished off the game at the charity stripe. Hitting 23-of-29 from the line on the day, MSU converted on 14-of-18 free throws over the final 7:30 and went on to claim its eighth straight home victory over Arkansas.

With the Bulldogs outscoring the visitors, 23-8, from the line for the game, Rhodes and Stewart paced the winners with 24 and 19 points, respectively. Varnado notched his fourth double-double of the year with 10 points and 10 rebounds, while Jamont Gordon added nine points, eight boards and eight assists. Former MSU transfer Gary Ervin led a quartet of double-digit Arkansas scorers with 15 points off the bench.

ARKANSAS (17-7, 6-4)								
<u>Player</u>	<u>FG</u>	<u>3FG</u>	<u>FT</u>	<u>RB</u>	<u>PF</u>	<u>PT</u>	<u>A</u>	<u>Min</u>
Weems	6-14	2-5	0-0	3	2	14	4	39
Washington	1-2	1-2	0-0	0	2	3	0	12
Hill	2-3	0-0	2-2	4	2	6	0	17
Welsh	4-5	0-1	1-1	1	1	9	0	13
Beverley	4-7	2-4	1-3	6	2	11	0	39
Ervin	6-11	2-3	1-2	4	3	15	1	29
Thomas	1-5	0-0	1-1	3	5	3	1	13
Townes	4-9	0-0	2-6	4	1	10	1	22
Hunter	1-7	1-5	0-0	1	5	3	0	16
Team	7							
TOTALS	29-63	8-20	8-15	33	23	74	7	200
MISSISSIPPI STATE (17-7, 8-2)								

MISSISSIPPI STATE (17-7, 8-2)								
Player	FG	3FG	FT	RB	PF	PT	A	Min
Rhodes	9-18	1-1	5-7	1	2	24	1	28
Varnado	3-4	0-0	4-6	10	2	10	0	29
Hansbrough	3-4	1-2	1-1	3	5	8	0	35
Stewart	5-11	3-5	6-6	5	4	19	1	38
Gordon	1-9	0-4	7-9	8	1	9	8	35
R. Johnson	1-3	0-1	0-0	2	1	2	0	8
Benock	0-0	0-0	0-0	0	0	0	0	4
B. Johnson	0-0	0-0	0-0	2	1	0	0	11
Turner	0-0	0-0	0-0	0	0	0	0	1
Bailey	4-5	0-0	0-0	3	1	8	0	11
Team	4							
TOTALS	26-54	5-13	23-29	38	17	80	10	200

Halftime: MSU 47, UA 34. FG%: MSU 48.1%, UA 46.0%. 3FG%: MSU 38.5%, UA 40.0%. FT%: MSU 79.3%, UA 53.3%. Turnovers: MSU 14 (Gordon 6), UA 14 (Thomas 5). Blocked Shots: MSU 6 (Varnado 3), UA 7 (Hill 5). Steals: MSU 7 (Varnado, Stewart 2), UA 8 (Hunter 3). Technical



# 2007-08 BOX SCORES

## GAME #25

**OLE MISS 74, MSU 63**  
FEB. 20, 2008 • OXFORD, MS

The Bulldogs had their three-game winning streak snapped by dropping a 74-63 road decision to the rejuvenated Mississippi Rebels at UM's Tad Smith Coliseum.

In what started out as a high-octane offensive slugfest, the two teams combined for 35 points through the opening five minutes of action. State's Jamont Gordon traded 3-pointers with Ole Miss' Chris Warren to give the visitors a 19-16 lead by the 15:02 mark of the opening period. Gordon's trey started a 7-0 MSU run that gave the Bulldogs (17-8, 8-3) a 23-16 lead with 12:19 left.

Midway through the half, the Rebels (18-7, 4-7) responded with seven unanswered points of their own to take back the lead. In a half that featured six ties and three lead changes, Ole Miss secured a 35-30 halftime lead primarily on the strength of a commanding 28-17 rebounding advantage through the opening 20 minutes.

The Rebels maintained control of the contest throughout the second stanza, upping their margin to double digits (51-40) by the 10:55 mark. MState did make one final push by mounting a 9-2 run that cut an 11-point deficit to just four points (61-57) after a Ben Hansbrough 3-pointer with 4:51 remaining. However, the Bulldogs misfired on their next three shot attempts and committed two costly turnovers over the next two minutes to put an end to any final comeback attempt. Meanwhile, UM's lead returned to double figures (67-57) with 2:32 remaining and ultimately resulted in an 11-point Ole Miss victory.

The Bulldogs were limited to just 38 percent shooting from the field, including only 6-of-23 (26%) from beyond the arc, and but 52 percent from the charity stripe. MSU was slowed by 15 turnovers and had only nine assists.

Warren led all scorers with 22 points on the night, while Eniel Polynice added 14 points for the winners. UM senior Dwayne Curtis notched his 13th double-double of the season with 10 points and a game-high 16 rebounds. Gordon paced the Bulldogs with 20 points, but hit only 6-of-17 shots from the field, while senior Charles Rhodes followed with 13 points.

### MISSISSIPPI STATE (17-8, 8-3)

Player	FG	3FG	FT	RB	PF	PT	A	Min
Rhodes	5-11	0-0	3-4	5	2	13	1	37
Varnado	3-5	0-0	0-0	6	2	6	0	32
Hansbrough	3-8	2-5	0-0	5	0	8	1	37
Stewart	4-13	0-6	3-5	8	3	11	3	37
Gordon	6-17	4-11	4-8	6	4	20	3	36
R. Johnson	0-2	0-1	0-2	4	0	0	0	7
Benock	0-0	0-0	0-0	0	0	0	1	3
B. Johnson	1-1	0-0	0-0	0	1	2	0	3
Bailey	1-3	0-0	1-2	1	3	3	0	8
Team				6				
TOTALS	23-60	6-23	11-21	41	15	63	9	200

### OLE MISS (18-7, 4-7)

Player	FG	3FG	FT	RB	PF	PT	A	Min
Parnell	2-4	0-0	2-4	2	3	6	0	13
Curtis	5-11	0-0	0-0	16	1	10	4	36
Warren	8-18	4-10	2-2	2	2	22	4	35
Polynice	6-11	0-1	2-2	5	3	14	4	38
Huertas	3-7	3-5	0-0	4	3	9	0	28
Smith	0-0	0-0	0-0	0	0	0	0	5
Gaskins	0-3	0-2	2-2	0	1	2	2	13
Graham	1-1	0-0	0-0	1	0	2	0	2
Williams	4-11	0-0	1-3	5	4	9	2	30
Team				6				
TOTALS	29-66	7-18	9-13	41	17	74	16	200

Halftime: UM 35, MSU 30. FG%: MSU 38.3%, UM 43.9%. 3FG%: MSU 26.1%, UM 38.9%. FT%: MSU 52.4%, UM 69.2%. Turnovers: MSU 15 (Gordon 4), UM 12 (Curtis, Williams 3). Blocked Shots: MSU 6 (Varnado 6), UM 5 (Polynice 3). Steals: MSU 3 (Gordon 2), UM 8 (Huertas 3). Technicals: Bailey (MSU), Williams (UM). Officials: Tony Greene, Rick Crawford, Tim Clougherty. Attendance: 9,167.

## GAME #26

**MSU 61, SOUTH CAROLINA 56 (OT)**  
FEB. 23, 2008 • COLUMBIA, SC

The visiting Bulldogs pulled out a 61-56 overtime road victory against South Carolina at the Colonial Center to extend their SEC Western Division lead to two full games over Arkansas.

With both teams struggling from the field in the opening half on just 17-of-52 (33%) combined field-goal shooting and only 3-of-23 (13%) three-point accuracy between them, the homestanding Gamecocks (12-14, 4-8) owned a narrow 21-20 halftime advantage.

MState (18-8, 9-3) came out in the second period with a Jarvis Varnado dunk and a Ben Hans-brough 3-pointer to take a four-point lead (25-21) one minute into the half. The Bulldogs pushed the margin up to five points (32-27) with 13:59 left, before USC scored 11 unanswered points to mount a six-point lead (38-32) midway through the half. A Devan Downey 3-pointer at the 7:08 mark gave the home team a 43-38 advantage.

Neither team would score over the next two minutes, before MSU's Jamont Gordon converted on a three-point play and followed with a 3-pointer for a 44-43 lead with 4:39 remaining. Tied at 47-47, a trio of Gamecock players would all make 1-of-2 free throws over the final minute, while MSU's Gordon missed on the front end of a 1-and-1 and misfired on a three-point attempt. After hitting 1-of-2 charity tosses to give Carolina a 50-47 lead with seven ticks left on the clock, Evka Baniulis fouled Hansbrough on a trey attempt from the corner with 1.1 seconds left. The State sophomore guard calmly sank all three free throws to tie the game at 50-50 at the end of regulation.

With the Bulldogs playing without Varnado and Gordon, who picked up his fifth foul 12 seconds into the extra session, senior Charles Rhodes stepped up to score six of his game-high 24 points in overtime to help MSU escape with a 61-56 victory. Rhodes hit 11-of-17 shots and added nine rebounds, while Varnado totalled seven points, 12 rebounds and five blocks.

Limited to only 31 percent shooting on the night, USC was paced by Downey's 19 points

### MISSISSIPPI STATE (18-8, 9-3)

Player	FG	3FG	FT	RB	PF	PT	A	Min
Rhodes	11-17	0-0	2-3	9	1	24	3	42
Varnado	3-5	0-0	1-1	12	5	7	1	37
Hansbrough	2-7	2-6	3-3	7	4	9	5	38
Stewart	3-10	1-6	1-2	3	2	8	0	43
Gordon	3-10	1-4	2-4	5	5	9	4	36
R. Johnson	0-2	0-1	0-0	0	0	0	1	6
Benock	0-0	0-0	0-0	0	1	0	0	7
B. Johnson	0-0	0-0	0-0	2	0	0	0	3
Turner	1-1	1-1	0-0	0	1	3	0	5
Bailey	0-1	0-0	1-2	1	0	1	0	8
Team				3				
TOTALS	23-53	5-18	10-15	42	19	61	14	225

### SOUTH CAROLINA (12-14, 4-8)

Player	FG	3FG	FT	RB	PF	PT	A	Min
Archie	0-2	0-1	0-0	1	5	0	1	18
Day	2-8	1-7	1-2	5	2	6	0	35
Baniulis	1-7	1-7	1-2	1	2	4	1	41
Downey	6-18	3-9	4-6	4	2	19	1	43
Fredrick	2-12	0-7	1-4	2	3	5	3	37
Raley-Ross	3-6	2-5	2-3	3	0	10	1	21
Gray	0-0	0-0	0-0	0	0	0	0	1
Holmes	6-12	0-0	0-0	13	2	12	0	29
Team				7				
TOTALS	20-65	7-36	9-17	36	16	56	7	225

Halftime: USC 21, MSU 20. Regulation: MSU 50, USC 50. FG%: MSU 43.4%, USC 30.8%. 3FG%: MSU 27.8%, USC 19.4%. FT%: MSU 66.7%, USC 52.9%. Turnovers: MSU 19 (Gordon 7), USC 11 (Day, Fredrick 3). Blocked Shots: MSU 5 (Varnado 5), USC 1 (Holmes 1). Steals: MSU 7 (Gordon, Hansbrough 2), USC 6 (Downey 3). Officials: Tom Eades, Rick Crawford, Patrick Evans. Attendance: 15,093.

## GAME #27

**MSU 89, AUBURN 78**  
FEB. 27, 2008 • STARKVILLE, MS

With all five starters scoring in double figures, the Bulldogs shot a season-high 60 percent from the field en route to claiming an 89-78 home win over Auburn at MSU's Humphrey Coliseum.

After battling through four ties during the opening eight minutes of play, the Bulldogs (19-8, 10-3) eventually built an eight-point advantage midway through the first half. However, Quan Prowell of the visiting Tigers (14-12, 4-9) scored 11 unanswered points himself in less than two minutes on three 3-pointers and a two-point basket to put Auburn on top, 29-26, by the 7:08 mark.

A Phil Turner trey began a 9-0 MState run that put the home team back in the lead, 35-29, with 3:58 left in the half. After stretching the margin to as many as nine points (40-31), the Bulldogs settled for a 42-35 halftime lead on the strength of 59 percent field-goal shooting, including 7-of-13 accuracy (54%) from beyond the three-point arc.

MSU managed to maintain its lead throughout the second half, though the Tigers cut the deficit to two points four minutes into the period. Leading by only three points (51-48) following a DeWayne Reed 3-pointer at the 13:28 mark, Jamont Gordon and Ben Hansbrough nailed consecutive triples to halt the AU comeback attempt. Another Reed trey midway through the half narrowed the gap to six points (61-55), but State's Charles Rhodes answered in resounding fashion with two of his five dunks on the night to make it a 10-point game (65-55) with 8:59 remaining.

Using only six players in the contest, the Tigers never got any closer than eight points the rest of the way, as the Bulldogs pulled away for the 11-point triumph. The 89-78 victory was MSU's eighth straight home win over Auburn and marked the team's 13th win in the last 15 series meetings with the Tigers.

MState's 60 percent effort from the field marked the second-best shooting performance in SEC play for a Rick Stansbury-coached team. With 10 dunks and 11 made 3-pointers on the night, the efficient Bulldogs were credited with 22 assists on 33 made baskets.

Rhodes countered Prowell's brilliant 31-point performance (7-of-10 treys) with a career-high 30 points of his own on 11-of-14 field goals and 7-of-8 free throws. Gordon followed with 20 points and added six assists for the winners.

### AUBURN (14-12, 4-9)

Player	FG	3FG	FT	RB	PF	PT	A	Min
Hargrove	5-13	0-5	1-1	10	3	11	2	39
Prowell	11-21	7-10	2-4	8	2	31	1	40
Tolbert	3-10	0-2	2-2	4	1	8	0	24
Barrett	5-13	1-4	2-2	1	3	13	4	33
Robertson	1-8	1-5	2-2	4	1	5	3	40
Reed	3-6	3-6	1-2	0	1	10	4	24
Team				2				
TOTALS	28-71	12-32	10-13	29	11	78	14	200

### MISSISSIPPI STATE (19-8, 10-3)

Player	FG	3FG	FT	RB	PF	PT	A	Min
Rhodes	11-14	1-1	7-8	9	4	30	0	33
Varnado	6-7	0-0	2-4	9	2	14	2	37
Hansbrough	3-9	2-7	3-3	6	0	11	6	38
Stewart	4-8	3-5	0-0	5	1	11	5	37
Gordon	8-14	4-8	0-1	4	3	20	6	33
Begley	0-0	0-0	0-0	0	0	0	0	1
Benock	0-0	0-0	0-0	0	0	0	2	6
B. Johnson	0-0	0-0	0-0	1	1	0	1	7
Turner	1-3	1-2	0-0	0	1	3	0	5
Bailey	0-0	0-0	0-0	0	0	0	0	3
Team				2				
TOTALS	33-55	11-23	12-16	36	12	89	22	200

Halftime: MSU 42, AU 35. FG%: MSU 60.0%, AU 39.4%. 3FG%: MSU 47.8%, AU 37.5%. FT%: MSU 75.0%, AU 76.9%. Turnovers: MSU 12 (Gordon 6), AU 4 (Reed 2). Blocked Shots: MSU 7 (Varnado 4), AU 2 (Hargrove, Prowell 1). Steals: MSU 2 (Varnado, Hansbrough 1), AU 6 (Robertson 2). Officials: Tony Greene, Doug Shows, Tracy Woodson. Attendance: 9,416.

# 2007-08 BOX SCORES



## GAME #28

**MSU 68, FLORIDA 59**  
MARCH 1, 2008 • GAINESVILLE, FL

The visiting Bulldogs won their third straight game and clinched the outright title of the SEC's Western Division by claiming a 68-59 victory against Florida at the Stephen C. O'Connell Center.

With the nine-point win, MSU (20-8, 11-3) captured its fourth SEC West crown in the last six seasons and eclipsed the 20-win mark for the seventh time during the Rick Stansbury era.

After the homestanding Gators (21-8, 8-6) took a brief 4-3 lead two minutes into the contest, the Bulldogs rattled off 11 unanswered points to take a 14-4 advantage by the 13:55 mark. In limiting Florida to only 35 percent first-half shooting, including but 3-of-12 from beyond the arc, MState maintained the upper hand the rest of the way en route to owning a 39-27 halftime lead.

The Gators outscored the visitors, 9-2, during the opening six minutes of the second stanza to cut the deficit to five points (41-36) by the 14:10 mark. After the Bulldogs pushed the margin up to 13 points (52-39) with 8:04 remaining, Florida gradually cut into the State lead. A 1-of-2 effort from the line by UF's Nick Calathes made it a six-point game (56-50) with 3:56 left. A minute later after the Gators had pulled to within six points again following a Marreese Speights layup, MSU's Ben Hansbrough hit a clutch 3-pointer at the 2:37 mark that all but sealed the Bulldogs' fifth SEC road win in seven tries on the season.

State hit 5-of-6 free throws over the final 41 seconds to push the margin to 13 points before settling for the nine-point win and breaking a three-game losing skid to UF.

With Florida entering the game leading the SEC in team field-goal percentage (.494) for all games on the year and averaging 79.1 points per outing coming into the contest, the Bulldogs held their 10th of 14 league opponents under the 40-percent mark from the field. The Gators could manage but 22-of-61 (36.1%) field-goal shooting on the day, including just 7-of-25 (28%) treys.

Hansbrough paced four double-figure State scorers with 20 points, while Charles Rhodes added 15 points and eight rebounds for the winners. MSU's Jarvis Varnado accounted for 11 points, 11 boards and seven blocks. Speights led Florida with 20 points and 10 rebounds.

### MISSISSIPPI STATE (20-8, 11-3)

Player	FG	3FG	FT	RB	PF	PT	A	Min
Rhodes	6-13	0-0	3-6	8	1	15	2	36
Varnado	4-7	0-0	3-8	11	3	11	1	37
Hansbrough	6-10	4-8	4-4	5	2	20	2	38
Stewart	3-13	2-8	2-2	8	1	10	1	39
Gordon	1-8	0-4	2-4	5	4	4	5	33
R. Johnson	2-3	1-1	0-0	1	2	5	2	10
B. Johnson	1-1	0-0	1-1	1	0	3	0	4
Bailey	0-0	0-0	0-0	0	2	0	0	3
Team				1				
<b>TOTALS</b>	<b>23-55</b>	<b>7-21</b>	<b>15-25</b>	<b>40</b>	<b>15</b>	<b>68</b>	<b>13</b>	<b>200</b>

### FLORIDA (21-8, 8-6)

Player	FG	3FG	FT	RB	PF	PT	A	Min
Werner	0-6	0-3	0-0	4	5	0	3	21
Speights	8-15	0-0	4-6	10	2	20	1	32
Lucas	1-3	0-2	0-0	1	0	2	4	26
Hodge	4-10	2-6	1-1	3	2	11	2	36
Calathes	6-14	3-7	3-4	7	2	18	4	36
Mitchell	0-1	0-1	0-0	1	2	0	0	8
Allen	0-3	0-3	0-0	0	0	0	0	8
Tyus	0-4	0-0	0-0	2	2	0	0	11
Parsons	3-5	2-3	0-0	6	3	8	1	22
Team				6				
<b>TOTALS</b>	<b>22-61</b>	<b>7-25</b>	<b>8-11</b>	<b>40</b>	<b>18</b>	<b>59</b>	<b>15</b>	<b>200</b>

Halftime: MSU 39, UF 27. FG%: MSU 41.8%, UF 36.1%. 3FG%: MSU 33.3%, UF 28.0%. FT%: MSU 60.0%, UF 72.7%. Turnovers: MSU 8 (Gordon 3), UF 10 (Calathes 3). Blocked Shots: MSU 7 (Varnado 7), UF 3 (Three with 1). Steals: MSU 9 (Gordon 4), UF 1 (Calathes 1). Officials: Tony Greene, Pat Adams, Bert Smith. Attendance: 12,127.

## GAME #29

**#16 VANDERBILT 86, #25 MSU 85 (OT)**  
MARCH 5, 2008 • NASHVILLE, TN

The visiting 25th-ranked Bulldogs could not overcome a brilliant shooting performance from SEC Player of the Year candidate Shan Foster in dropping a gut-wrenching 86-85 overtime decision to 16th-ranked Vanderbilt.

In limiting the Commodores (25-5, 10-5) to just 32 percent first-half shooting and only 3-of-13 from beyond the arc, MState (20-9, 11-4) held the advantage for nearly the entire first half, but went into the break tied at 30-30.

The Bulldogs maintained control of the contest for much of the opening seven minutes of the second stanza, increasing their lead to as many as eight points (46-38) following a Jarvis Varnado dunk at the 12:33 mark. After missing his first six three-point attempts on the night, Foster caught fire and capped an 11-0 Vandy run with his first two made treys of the evening. However, State responded with nine unanswered points to take back a six-point lead (55-49) with 8:44 remaining.

Foster accounted for the sixth tie of the game on another 3-pointer with some 14 seconds left in regulation. Gordon's potential game-winning, mid-range jumper rolled off the rim as time expired with the score tied at 74-74 to send the classic contest into an extra five-minute session.

After having gone scoreless during regulation, MSU's Ben Hansbrough opened the overtime scoring with a 3-pointer to stake the visitors to a lead they would hold until the final seconds of the game. Hansbrough hit another triple with 35 seconds left to give State an 84-80 lead, but Foster countered with another long-range bomb to make it a one-point contest. Hansbrough then converted just one of two free throws with 29 seconds remaining to make it a two-point contest (85-83) and set up the climactic finish.

With the game clock winding down, Foster nailed his ninth consecutive 3-pointer to give Vandy an unbelievable 86-85 overtime triumph. Foster finished with a career-high 42 points on 6-of-25 shooting and 9-of-15 accuracy from the arc. Gordon and Charles Rhodes paced MSU with 24 and 22 points, respectively. Rhodes added 14 rebounds.

### MISSISSIPPI STATE (20-9, 11-4)

Player	FG	3FG	FT	RB	PF	PT	A	Min
Rhodes	9-15	0-0	4-8	14	4	22	0	39
Varnado	7-9	0-0	2-5	3	5	16	1	33
Hansbrough	2-10	2-8	1-2	2	0	7	1	44
Stewart	4-9	2-7	0-0	5	2	10	1	43
Gordon	9-19	0-4	6-9	8	3	24	5	39
R. Johnson	2-2	0-0	0-0	2	0	4	1	8
Benock	0-0	0-0	0-0	0	0	0	0	1
B. Johnson	0-0	0-0	1-2	2	0	1	0	6
Bailey	0-0	0-0	1-2	1	1	1	0	12
Team				5				
<b>TOTALS</b>	<b>33-64</b>	<b>4-19</b>	<b>15-28</b>	<b>42</b>	<b>15</b>	<b>85</b>	<b>9</b>	<b>225</b>

### VANDERBILT (25-5, 10-5)

Player	FG	3FG	FT	RB	PF	PT	A	Min
Metcalfe	2-4	0-0	0-0	2	4	4	0	14
Foster	16-25	9-15	1-1	5	3	42	2	43
Neltner	0-10	0-1	2-2	11	4	2	3	36
Beal	3-11	2-7	0-0	2	2	8	7	34
Gordon	4-11	4-10	2-2	1	0	14	5	43
Ogilvy	5-8	0-0	6-6	6	5	16	0	28
Bell	0-5	0-5	0-0	5	0	0	1	12
McClellan	0-0	0-0	0-0	0	2	0	0	5
Graham	0-0	0-0	0-0	0	2	0	0	1
Walker	0-1	0-0	0-0	0	2	0	2	7
Drake	0-1	0-0	0-0	0	0	0	0	2
Team				6				
<b>TOTALS</b>	<b>30-76</b>	<b>15-38</b>	<b>11-11</b>	<b>38</b>	<b>24</b>	<b>86</b>	<b>20</b>	<b>225</b>

Halftime: MSU 30, VU 30. Regulation: MSU 74, VU 74. FG%: MSU 51.6%, VU 39.5%. 3FG%: MSU 21.1%, VU 39.5%. FT%: MSU 53.6%, VU 100.0%. Turnovers: MSU 14 (Gordon 4), VU 12 (Ogilvy 3). Blocked Shots: MSU 5 (Five with 1), VU 1 (Foster 1). Steals: MSU 3 (Gordon 3), VU 2 (Bell 2). Officials: J.B. Caldwell, Pat Adams, Roger Ayers. Attendance: 14,316.

## GAME #30

**#25 MSU 84, LSU 75**  
MARCH 8, 2008 • STARKVILLE, MS

MSU's all-SEC tandem of Jamont Gordon and Charles Rhodes combined for 50 points to help lead the Bulldogs to an 84-75 'Senior Day' triumph against LSU.

The homestanding Bulldogs (21-9, 12-4) built a 10-point lead six minutes into the contest and maintained control of the game for the better part of the opening 20 minutes of play. Guided by interim head coach and former MSU point guard Butch Pierre, the Tigers (13-17, 6-10) went on an 11-2 run late in the half to turn a five-point deficit into a four-point lead within the final minute. Helped by a 22-14 first-half rebounding advantage, LSU held a slim 43-42 halftime lead.

The visitors stayed in front for nearly the first four minutes of the second stanza. After LSU's Chris Johnson was sent to the bench after picking up his fourth foul at the 16:58 mark, the Bulldogs would later go on a 12-1 run to go back up by double digits (62-52) midway through the period. The MState margin grew to 14 points (68-54) by the 7:21 mark before Marcus Thornton single-handedly brought the Tigers back into the game.

Thornton hit all five of his second-half 3-pointers within a four-minute span to trim the LSU deficit to four points (75-71) with 2:18 remaining. However, the Bulldogs would hit 7-of-8 charity tosses over the final 1:13 of the game to cap a 20-of-24 effort from the line en route to claiming the nine-point victory over the Tigers.

MSU held its fifth straight opponent under the 40-percent mark from the field, including limiting the Tigers to just 33 percent field-goal shooting in the second half. The Bulldogs also posted their 10th game of the campaign with double-digit blocked shots with 10 rejects against LSU - seven by NCAA leader Jarvis Varnado.

Rhodes posted his ninth double-double of the season with 27 points and 10 rebounds, including 17 points and all 10 of his boards coming in the second half, while Gordon added 23 points and nine caroms for the winners. Their combined 50-point, 19-rebound effort offset a superb 38-point performance (6-12 treys) by LSU's Thornton.

### LSU (13-17, 6-10)

Player	FG	3FG	FT	RB	PF	PT	A	Min
Randolph	4-15	0-1	6-10	10	4	14	1	32
Johnson	8-17	1-3	0-0	6	4	17	1	25
M. Thornton	13-27	6-12	6-7	4	1	38	0	40
Temple	1-6	0-2	0-0	5	3	2	2	40
Farrar	0-0	0-0	0-0	3	2	0	1	15
Spencer	0-1	0-1	0-0	2	3	0	2	12
Martin	1-4	0-3	0-0	1	0	2	0	13
Green	1-1	0-0	0-0	0	0	2	0	2
Q. Thornton	0-1	0-0	0-0	4	4	0	0	21
Team				6				
<b>TOTALS</b>	<b>28-72</b>	<b>7-22</b>	<b>12-17</b>	<b>41</b>	<b>21</b>	<b>75</b>	<b>7</b>	<b>200</b>

### MISSISSIPPI STATE (21-9, 12-4)

Player	FG	3FG	FT	RB	PF	PT	A	Min
Rhodes	9-17	0-0	9-10	10	1	27	0	36
Varnado	3-8	1-1	0-0	6	3	7	1	27
Hansbrough	4-7	3-6	1-2	5	1	12	3	35
Stewart	2-9	1-6	0-0	4	3	5	0	39
Gordon	6-15	3-7	8-10	9	2	23	4	37
R. Johnson	1-1	0-0	0-0	0	0	2	1	4
Begley	0-0	0-0	0-0	0	0	0	0	1
Benock	0-0	0-0	0-0	1	1	0	0	3
B. Johnson	2-4	0-0	2-2	2	1	6	0	9
Bailey	1-1	0-0	0-0	0	1	2	0	9
Team				3				
<b>TOTALS</b>	<b>28-62</b>	<b>8-20</b>	<b>20-24</b>	<b>40</b>	<b>13</b>	<b>84</b>	<b>9</b>	<b>200</b>

Halftime: LSU 43, MSU 42. FG%: MSU 45.2%, LSU 38.9%. 3FG%: MSU 40.0%, LSU 31.8%. FT%: MSU 83.3%, LSU 70.6%. Turnovers: MSU 14 (Gordon 5), LSU 12 (Randolph 4). Blocked Shots: MSU 10 (Varnado 7), LSU 2 (Randolph, Johnson 1). Steals: MSU 2 (Hansbrough, Stewart 1), LSU 4 (Four with 1). Officials: Tom Eades, Pat Adams, Patrick Evans. Attendance: 9,197.



# 2007-08 BOX SCORES

## GAME #31

**MSU 69, ALABAMA 67 (OT)**  
MARCH 14, 2008 • ATLANTA, GA  
2008 SEC TOURNAMENT • QUARTERFINALS

Playing their third overtime contest in a six-game span, the top-seeded Bulldogs outlasted the fifth-seeded Alabama Crimson Tide, 69-67 in overtime, during the quarterfinals of the SEC Tournament.

Not only did both teams have to battle an extra five minutes on the hardwood, but they also had to endure an hour-plus delay in the contest due to severe weather that hit the downtown Atlanta area during the overtime period.

The Bulldogs (22-9) jumped out to a quick 10-0 lead by the 17:37 mark of the opening half, before Alabama (17-16) could manage its first basket on a Brandon Hollinger 3-pointer a minute later. The Tide cut the deficit to a single point (17-16) on another Hollinger trey with 10:51 left in the half. Three straight MSU baskets by Charles Rhodes put the Bulldogs back on top by five points (27-22) with 7:09 remaining. However, Alabama outscored State 14-2 the final seven minutes to take a 36-29 halftime advantage.

With eight of the Tide's 12 first-half field goals coming on 3-pointers, the Bulldogs managed just two made free throws over the final seven minutes of the opening half.

Alabama maintained its lead for the majority of the second stanza, before State's Ben Hansbrough followed two free throws with a 3-pointer at the 2:37 mark to give the Bulldogs their first lead (54-52) since early in the first half. Following two more deadlocks, MSU's Barry Stewart went to the line with a chance to seal the win with seven ticks left in regulation. After Stewart missed his second charity toss, Bama's Mykal Riley sent the game into overtime tied at 59-59 with a buzzer-beating triple that rolled around the rim and off the backboard and finally into the basket.

Following the weather delay with MSU on top, 64-61, at the 2:11 mark, the Bulldogs went up by five points with less than a minute left. With seven seconds left and MSU ahead by two (69-67) with another chance to ice the game at the line, Hansbrough missed on both free throws to set up a dramatic finish to a strange evening. With less than a second left, Riley missed a game-winning trey.

### ALABAMA (17-16)

Player	FG	3FG	FT	RB	PF	PT	A	Min
Jemison	1-7	0-1	2-2	7	4	4	1	40
Hendrix	7-13	0-1	1-2	13	4	15	0	31
Riley	5-16	4-12	4-4	3	1	18	1	41
Pickett	1-8	1-3	1-2	1	2	4	2	20
Gee	3-10	2-4	7-9	7	2	15	2	40
Hollinger	3-7	3-6	0-0	1	3	9	0	24
Hillman	0-1	0-1	0-0	2	2	0	1	9
Coleman	0-2	0-0	0-0	2	3	0	1	10
Knox	1-2	0-0	0-0	3	0	2	1	10

Team				3				
TOTALS	21-66	10-28	15-19	42	21	67	9	225

### MISSISSIPPI STATE (22-9)

Player	FG	3FG	FT	RB	PF	PT	A	Min
Rhodes	7-14	1-1	0-0	8	2	15	2	42
Varnado	4-5	0-0	2-3	11	3	10	0	40
Hansbrough	2-8	2-8	2-4	6	4	8	2	43
Stewart	3-12	1-6	4-6	8	2	11	3	44
Gordon	7-18	0-4	9-11	9	3	23	4	44
R. Johnson	0-0	0-0	0-0	0	0	0	0	2
B. Johnson	0-0	0-0	2-2	0	0	2	0	3
Turner	0-1	0-1	0-0	0	0	0	0	2
Bailey	0-0	0-0	0-0	1	0	0	0	5

Team				4				
TOTALS	23-58	4-20	19-26	47	14	69	11	225

Halftime: UA 36, MSU 29. Regulation: MSU 59, UA 59. FG%: MSU 39.7%, UA 31.8%. 3FG%: MSU 20.0%, UA 35.7%. FT%: MSU 73.1%, UA 78.9%. Turnovers: MSU 18 (Rhodes 6), UA 11 (Jemison, Riley 3). Blocked Shots: MSU 6 (Varnado, Rhodes 3), UA 4 (Hendrix 2). Steals: MSU 7 (Stewart 5), UA 12 (Riley 5). Officials: Tony Greene, Joe Lindsay, Anthony Jordan. Attendance: 20,125.

## GAME #32

**GEORGIA 64, MSU 60**  
MARCH 15, 2008 • ATLANTA, GA  
2008 SEC TOURNAMENT • SEMIFINALS

Mississippi State dropped a 64-60 decision to the gritty, sixth-seeded homestate Georgia Bulldogs in the semifinals of the SEC Tournament played at Alexander Memorial Coliseum on the Georgia Tech campus.

Playing its second game of the day due to the postponement of Friday's quarterfinal-round game against Kentucky at the Georgia Dome because of the severe weather, the under-manned Georgia club (16-16) got out to a quick 5-0 start against MSU (22-10). By the 13:30 mark of the opening period, UGA owned a 15-4 lead, as all-SEC senior guard Sundiata Gaines scored 10 quick points.

As the first-half fouls mounted for Georgia, MState scored eight unanswered points to knot the score at 21-21 with 6:38 remaining. However, back-to-back 3-pointers by Gaines and Corey Butler put UGA back in the lead. Despite being outscored by 10 points at the charity stripe, Georgia's 24-17 first-half rebounding lead helped its cause in earning a 33-33 halftime deadlock.

With neither team owning more than a four-point advantage throughout the final 20 minutes, the homestate Bulldogs held a four-point lead (50-46) with 11:18 remaining. MSU responded with eight unanswered points to reverse the four-point margin to 54-50 by the 6:56 mark. Following a seventh tie at (57-57) at the 2:43 mark, the two teams traded scores until the final minute of play.

Down by one point (61-60), MSU's Charles Rhodes collected a Georgia miss, but missed a close-range jumper on the offensive end. Barry Stewart fouled on the ensuing UGA defensive rebound, and Rhodes compounded the situation by being called for a technical foul. Georgia's Billy Humphrey connected on both technical free throws, but Butler misfired on his 1-and-1 attempt from the line. A three-point attempt by MState's Jamont Gordon was off target with about four seconds left, and Zac Swansey's 1-of-2 free throws on the other end sealed the victory.

Rhodes paced MSU with 22 points, while Gaines led the winners with 20.

### GEORGIA (16-16)

Player	FG	3FG	FT	RB	PF	PT	A	Min
Jackson	5-11	0-0	2-2	8	4	12	0	27
Bliss	2-5	0-0	0-0	3	4	4	0	21
Gaines	5-8	4-7	6-6	5	5	20	4	25
Woodbury	2-9	1-4	0-0	4	2	5	0	26
Humphrey	2-8	0-3	2-3	6	0	6	5	33
Swansey	1-4	0-1	1-3	3	0	3	0	17
Brewer	0-0	0-0	0-0	1	0	0	0	2
Butler	2-3	2-3	2-4	6	2	8	1	22
Price	3-8	0-0	0-0	7	3	6	2	27

Team				3				
TOTALS	22-56	7-18	13-18	46	20	64	12	200

### MISSISSIPPI STATE (22-10)

Player	FG	3FG	FT	RB	PF	PT	A	Min
Rhodes	9-18	0-0	4-6	6	2	22	0	33
Varnado	0-0	0-0	3-4	6	2	3	0	33
Hansbrough	2-10	2-8	6-6	2	4	12	4	34
Stewart	3-14	3-6	1-2	6	3	10	4	35
Gordon	2-8	1-6	2-2	3	2	7	7	37
R. Johnson	0-1	0-0	0-0	2	1	0	0	8
B. Johnson	3-3	0-0	0-0	2	1	6	0	7
Turner	0-3	0-3	0-0	4	0	0	1	6
Bailey	0-1	0-0	0-0	0	1	0	0	7

Team				2				
TOTALS	19-58	6-23	16-20	33	16	60	16	200

Halftime: MSU 33, UGA 33. FG%: MSU 32.8%, UGA 39.3%. 3FG%: MSU 26.1%, UGA 38.9%. FT%: MSU 80.0%, UGA 72.2%. Turnovers: MSU 6 (Gordon 3), UGA 12 (Gaines 4). Blocked Shots: MSU 5 (Rhodes 2), UGA 3 (Three with 1). Steals: MSU 3 (Three with 1), UGA 2 (Gaines, Woodbury 1). Officials: Mike Stuart, J.B. Caldwell, Antinio Petty. Technicals: Bliss (UGA), Rhodes (MSU). Attendance: 2,517.

## GAME #33

**MSU 76, OREGON 69**  
MARCH 21, 2008 • N. LITTLE ROCK, AR  
2008 NCAA TOURNAMENT • FIRST ROUND

Making their fifth NCAA Tournament appearance in the last seven years, the eighth-seeded Bulldogs claimed a come-from-behind 76-69 victory over ninth-seeded Oregon in the first round of the South Regional played at the Alltel Arena in North Little Rock, Ark.

The veteran Ducks (18-14) from the Pac-10 Conference benefitted from their patented three-point shooting prowess in owning the upper hand for the better part of the first 29 minutes of the contest. While connecting on 7-of-17 three-point attempts, in contrast to MSU's trey-less first half on 10 attempts, Oregon held a 38-28 halftime advantage. While the Bulldogs (23-10) came up empty from outside, Charles Rhodes kept State in the contest by scoring 16 first-half points.

Upon scoring the first points of the second stanza on a 3-pointer by Malik Hairston, the Ducks led by as many as 13 points early in the closing period and still held an eight-point lead (51-43) with 12:25 remaining. However, a Rhodes layup and a Barry Stewart 3-pointer ignited a 12-1 MSU run to put the Bulldogs on top by three points (55-52) by the 8:51 mark. After UO briefly reclaimed the lead at 58-57 with 6:53 left, an offensive put-back by reserve Brian Johnson fueled a 6-0 run to give State a 63-58 advantage with 4:26 remaining.

Stewart's fourth triple of the half in six trey attempts at the 3:05 mark provided some breathing room for the Bulldogs with a 66-60 margin. While the Ducks continued to struggle from the outside with 25-percent, second-half shooting, including just two made 3-pointers in 21 tries (10%) over the final 20 minutes, Oregon was relegated to sending MSU to the charity stripe. State responded with 8-of-12 shooting from the line over the final minute-plus to seal the seven-point win and enable the Bulldogs to advance to second-round NCAA Tournament play for the fourth time during the Rick Stansbury era.

Hitting 10-of-12 from the field and 14-of-18 from the line, Rhodes finished with a postseason school-record 34 points (the most by a Bulldog player in any game since 1995) for the winners, while Stewart tallied all 16 of his points in the second half. With Oregon being held to 34-percent shooting for the game, Hairston led a trio of double-digit UO scorers with 22 points.

### OREGON (18-14)

Player	FG	3FG	FT	RB	PF	PT	A	Min
Leunen	5-11	1-6	2-2	7	5	13	2	27
Catron	1-2	0-1	1-2	3	5	3	2	18
Hairston	7-17	3-8	5-6	7	5	22	0	35
Taylor	2-12	1-7	4-4	5	2	9	1	38
Porter	5-17	4-13	4-5	4	3	18	5	39
Platt	0-0	0-0	0-0	0	0	0	0	2
Odia	1-3	0-2	0-0	2	4	2	2	21
Longwire	1-1	0-0	0-0	3	2	2	0	15
Viney	0-1	0-1	0-0	0	0	0	0	4
Brown	0-0	0-0	0-0	0	0	0	1	1

Team				5				
TOTALS	22-64	9-38	16-19	36	26	69	13	200

### MISSISSIPPI STATE (23-10)

Player	FG	3FG	FT	RB	PF	PT	A	Min
Rhodes	10-12	0-0	14-18	9	2	34	1	37
Varnado	5-7	0-0	1-2	8	4	11	1	32
Hansbrough	2-5	0-3	1-2	4	3	5	3	36
Stewart	4-10	4-8	4-5	2	1	16	2	38
Gordon	2-14	0-4	4-8	11	4	8	9	39
R. Johnson	0-1	0-1	0-0	1	0	0	0	3
Begley	0-0	0-0	0-0	0	0	0	0	1
B. Johnson	1-1	0-0	0-1	2	1	2	0	8
Turner	0-1	0-1	0-0	1	0	0	0	3
Bailey	0-0	0-0	0-0	0	0	0	0	3

Team				2				
TOTALS	24-51	4-17	24-36	40	15	76	16	200

Halftime: UO 38, MSU 28. FG%: MSU 47.1%, UO 34.4%. 3FG%: MSU 23.5%, UO 23.7%. FT%: MSU 66.7%, UO 84.2%. Turnovers: MSU 12 (Gordon 6), UO 10 (Hairston, Porter 3). Blocked Shots: MSU 6 (Varnado 4), UO 2 (Taylor, Catron 1). Steals: MSU 5 (Hansbrough 4), UO 6 (Leunen 2). Officials: Mike Kilts, Pat Adams, Steve Skiles. Technicals: None. Attendance: 16,060.



## GAME #34

### #2 MEMPHIS 77, MSU 74

MARCH 23, 2008 • N. LITTLE ROCK, AR  
2008 NCAA TOURNAMENT • SECOND ROUND

The Bulldogs' 2007-08 season came to a close with a hard-fought 77-74 setback to second-ranked and top-seeded Memphis in the second round of the NCAA South Regional played at the Alltel Arena in North Little Rock, Ark.

After jumping out to a 6-0 lead two minutes into the contest, the Tigers (35-1) held the upper hand for the better part of the opening eight minutes of play. However, a Ben Hansbrough 3-pointer at the 11:51 mark ignited a 10-1 run for the Bulldogs (23-11). After MSU went up by six points (21-15) following a Jamont Gordon trey with 7:35 left in the half, Memphis answered with a 12-1 run to take a 27-22 lead by the 4:08 mark.

Taking full advantage of a 27-17 first-half rebounding margin and committing but one turnover through the opening 20 minutes, the Tigers maintained a 36-27 halftime lead. In combining for 11 first-half blocks, both teams were held to below 37-percent shooting from the field.

After extending its lead to as many as 13 points two minutes into the second stanza, Memphis still held a double-digit cushion (48-38) with 13:57 remaining in the contest. However, State's all-SEC tandem of Jamont Gordon and Charles Rhodes combined to outscore the Tigers, 11-2, over the next four minutes to pull the Bulldogs to within a single point (50-49) with 9:46 left. MSU tied the game (52-52) a minute later on a three-point play by Jarvis Varnado.

The Tigers seemingly re-established control of the contest by mounting a nine-point lead (68-59) by the 3:58 mark and later stretched the margin to 10 points (75-65) with only 24 seconds left in the game. Seven straight points by the Bulldogs over the next 14 seconds made things interesting down the stretch. A Rhodes dunk made it a three-point game (75-72) with 10 seconds left. UM's Derrick Rose made 1-of-2 free throws, while Gordon converted on a layup to make it a two-point contest. After Memphis' Chris Douglas-Roberts left the door open by hitting 1-of-2 from the line, Gordon's game-tying, three-point attempt at the buzzer was off target.

Rose and Douglas-Roberts led UM with 17 points apiece, while Joey Dorsey was a force on both ends of the floor with 13 points, 12 rebounds and six blocks. State's Gordon (21 pts & 11 rebs) and Rhodes (14/10) each posted double-doubles, while Hansbrough added 19 points.

#### MISSISSIPPI STATE (23-11)

Player	FG	3FG	FT	RB	PF	PT	A	Min
Rhodes	7-14	0-0	0-1	10	3	14	1	35
Varnado	2-4	0-0	7-8	2	4	11	0	28
Hansbrough	7-10	3-5	2-2	2	4	19	0	37
Stewart	1-12	0-6	2-3	5	4	4	1	37
Gordon	7-16	4-7	3-6	11	4	21	5	38
R. Johnson	2-2	1-1	0-0	0	0	5	0	7
B. Johnson	0-2	0-0	0-0	1	0	0	1	9
Turner	0-0	0-0	0-0	0	0	0	1	2
Bailey	0-0	0-0	0-0	0	4	0	0	7
Team				6				
<b>TOTALS</b>	<b>26-60</b>	<b>8-19</b>	<b>14-20</b>	<b>37</b>	<b>23</b>	<b>74</b>	<b>9</b>	<b>200</b>

#### MEMPHIS (35-1)

Player	FG	3FG	FT	RB	PF	PT	A	Min
Dozier	4-10	0-0	1-3	4	5	9	1	22
Dorsey	6-8	0-0	1-5	12	5	13	0	33
Anderson	1-5	0-3	2-6	4	0	4	4	36
Douglas-Roberts	6-16	0-3	5-7	5	2	17	4	30
Rose	6-14	1-3	4-9	9	0	17	7	39
Taggart	0-3	0-1	2-2	7	4	2	1	21
Kemp	4-5	4-5	0-0	1	0	12	1	13
Allen	0-1	0-0	0-0	0	0	0	1	4
Mack	1-1	1-1	0-0	0	0	3	0	1
Robinson	0-0	0-0	0-0	0	0	0	0	1
Team				3				
<b>TOTALS</b>	<b>28-63</b>	<b>6-16</b>	<b>15-32</b>	<b>45</b>	<b>16</b>	<b>77</b>	<b>19</b>	<b>200</b>

Halftime: UM 36, MSU 27. FG%: MSU 43.3%, UM 44.4%. 3FG%: MSU 42.1%, UM 37.5%. FT%: MSU 70.0%, UM 46.9%. Turnovers: MSU 8 (Gordon 3), UM 5 (Douglas-Roberts, Taggart 2). Blocked Shots: MSU 7 (Varnado 5), UM 11 (Dorsey 6). Steals: MSU 2 (Stewart 2), UM 3 (Anderson 2). Officials: Reginald Greenwood, Ted Hillary, Frank Scagliotta. Attendance: 16,060.



# 2007-08 SEC SEASON REVIEW

## WESTERN DIVISION

School	SEC	Pct	All	Pct	
Mississippi State#	12-4	.750	23-11	.676	NCAA
Arkansas	9-7	.563	23-12	.657	NCAA
Ole Miss	7-9	.438	24-11	.686	NIT
LSU	6-10	.375	13-18	.419	
Alabama	5-11	.413	17-16	.515	
Auburn	4-12	.250	14-16	.467	

## EASTERN DIVISION

School	SEC	Pct	All	Pct	
Tennessee!#	14-2	.875	31-5	.861	NCAA
Kentucky	12-4	.750	18-13	.581	NCAA
Vanderbilt	10-6	.625	26-8	.765	NCAA
Florida	8-8	.500	24-12	.667	NIT
South Carolina	5-11	.413	14-18	.438	
Georgia\$	4-12	.250	17-17	.500	NCAA

# - SEC Western Division Co-Champions

! - SEC Champions; # - SEC Eastern Division Champions  
\$ - SEC Tournament Champions

### 2007 SEC TOURNAMENT RESULTS

GEORGIA DOME (ATLANTA, GA)

#### Thursday, March 13 (First Round)

(E5) South Carolina 77, (W4) LSU 73  
(E3) Vanderbilt 93, (W6) Auburn 82  
(W5) Alabama 80, (E4) Florida 69  
(E6) Georgia, (W3) Ole Miss 95 (ot)

#### Friday, March 14 (Second Round)

(E1) Tennessee 89, (E5) South Carolina 87  
(W2) Arkansas 81, (E3) Vanderbilt 75  
(W1) Mississippi State 69, (W5) Alabama 67 (ot)

#### Saturday, March 15 (Semifinals)

(E6) Georgia 60, (E2) Kentucky 56 (ot)  
(W2) Arkansas 92, (E3) Tennessee 91  
(E6) Georgia 64, (W51) Mississippi State 60

#### Sunday, March 16 (Finals)

(E6) Georgia 66, (W2) Arkansas 57

### SEC ALL-TOURNAMENT TEAM

Sundiata Gaines, Georgia - MVP  
Terrance Woodbury, Georgia  
Charles Thomas, Arkansas  
Darian Towers, Arkansas  
Mykal Riley, Alabama

### SEC COACH OF THE YEAR

Coaches - Billy Gillispie, Kentucky  
Bruce Pearl, Tennessee  
AP - Bruce Pearl, Tennessee

### SEC PLAYER OF THE YEAR

Coaches - Shan Foster, Vanderbilt  
AP - Shan Foster, Vanderbilt

### SEC FRESHMAN OF THE YEAR

Coaches - Nick Calathes, Florida  
Patrick Patterson, Kentucky

### SEC NEWCOMER OF THE YEAR

AP - Nick Calathes, Florida

### SEC SIXTH MAN OF THE YEAR

Coaches - J.P. Prince, Tennessee

### SEC DEF. PLAYER OF THE YEAR

Coaches - Jarvis Varnado, Mississippi State

### SEC SCHOLAR-ATHLETE OF THE YEAR

Coaches - Dave Bliss, Georgia

### COACHES ALL-SEC TEAM

#### FIRST TEAM

Richard Hendrix, Alabama  
Sonny Weems, Arkansas  
Ramel Bradley, Kentucky  
Jamont Gordon, Mississippi State#  
Charles Rhodes, Mississippi State  
Devan Downey, South Carolina  
Chris Lofton, Tennessee  
Shan Foster, Vanderbilt#

#### SECOND TEAM

Nick Calathes, Florida  
Sundiata Gaines, Georgia  
Joe Crawford, Kentucky  
Patrick Patterson, Kentucky  
Marcus Thornton, LSU  
Dwayne Curtis, Ole Miss  
JaJuan Smith, Tennessee  
A.J. Ogilvy, Vanderbilt

### COACHES ALL-SEC DEFENSIVE TEAM

Steven Hill, Arkansas  
Sundiata Gaines, Georgia  
Ramel Bradley, Kentucky  
Garrett Temple, LSU  
Jarvis Varnado, Mississippi State  
JaJuan Smith, Tennessee

### ASSOCIATED PRESS ALL-SEC TEAM

#### FIRST TEAM

Shan Foster, Vanderbilt#  
Jamont Gordon, Mississippi State#  
Chris Lofton, Tennessee  
Richard Hendrix, Alabama  
Tyler Smith, Tennessee  
Devan Downey, South Carolina

#### SECOND TEAM

Charles Rhodes, Mississippi State  
Patrick Patterson, Kentucky  
Ramel Bradley, Kentucky  
Marcus Thornton, LSU  
Dwayne Curtis, Ole Miss  
Sonny Weems, Arkansas

#### HONORABLE MENTION

Joe Crawford, Kentucky  
Sundiata Gaines, Georgia  
A.J. Ogilvy, Vanderbilt  
Anthony Randolph, LSU  
JaJuan Smith, Tennessee  
Jarvis Varnado, Mississippi State

### SEC ALL-FRESHMAN TEAM

Nick Calathes, Florida#  
Jai Lucas, Florida  
Chandler Parsons, Florida#  
Jeremy Price, Georgia  
Patrick Patterson, Kentucky#  
Anthony Randolph, LSU#  
Trevor Gaskins, Ole Miss#  
Chris Warren, Ole Miss#  
Mike Holmes, South Carolina  
A.J. Ogilvy, Vanderbilt#

# Unanimous Selection

### SEC PLAYERS/FRESHMEN OF THE WEEK

Nov. 12 Richard Hendrix, Alabama (P)  
A.J. Ogilvy, Vanderbilt (F)  
Nov. 19 Shan Foster, Vanderbilt (P)  
Anthony Randolph, LSU (F)  
Nov. 26 Rasheem Barrett, Auburn (P)  
Patrick Patterson, Kentucky (F)  
Dec. 3 Shan Foster, Vanderbilt (P)  
Chris Warren, Ole Miss (F)  
Dec. 10 Devan Downey, South Carolina (P)  
Nick Calathes, Florida (F)  
Dec. 17 Dwayne Curtis, Ole Miss (P)  
Brian Williams, Tennessee (F)  
Dec. 24 J.P. Prince, Tennessee (P)  
Chris Warren, Ole Miss (F)  
Dec. 31 Barry Stewart, Mississippi State (P)  
A.J. Ogilvy, Vanderbilt (F)  
Jan. 7 Shan Foster, Vanderbilt (P)  
A.J. Ogilvy, Vanderbilt (F)  
Jan. 14 JaJuan Smith, Tennessee (P)  
Nick Calathes, Florida (F)  
Jan. 21 Jamont Gordon, Mississippi St. (P)  
Jeremy Price, Georgia (F)  
Jan. 28 Ramel Bradley, Kentucky (P)  
Patrick Patterson, Kentucky (F)  
Feb. 4 Sonny Weems, Arkansas (P)  
Anthony Randolph, LSU (F)  
Feb. 11 Chris Lofton, Tennessee (P)  
Chris Warren, Ole Miss (F)  
Feb. 18 Sundiata Gaines, Georgia (P)  
Anthony Randolph, LSU (F)  
Feb. 25 Tyler Smith, Tennessee (P)  
Patrick Patterson, Kentucky (F)  
Mar. 3 Charles Rhodes, Mississippi St. (P)  
Anthony Randolph, LSU (F)  
Mar. 10 Marcus Thornton, LSU (Co-P)  
Shan Foster, Vanderbilt (Co-P)  
Mike Holmes, South Carolina (F)



# 2007-08 SEC INDIVIDUAL STATISTICS



## SCORING

Player, School	GP	Pts	Avg
1.Foster, Shan-VU	34	691	20.3
2.Thornton, Marcus-LS	31	608	19.6
3.Downey, Devan-SC	32	588	18.4
4.Crawford, Joe-UK	30	538	17.9
5.Hendrix, Richard-UA	32	568	17.8
6.Rhodes, Charles-MS	31	538	17.4
7.Gordon, Jamont-MS	34	584	17.2
8.Ogilvy, A.J.-VU	34	578	17.0
9.Patterson, Patrick-UK	25	411	16.4
10.Bradley, Ramel-UK	30	478	15.9
11.Warren, Chris-UM	35	554	15.8
12.Randolph, Anthony-LS	31	483	15.6
13.Lofton, Chris-UT	36	559	15.5
14.Calathes, Nick-UF	36	552	15.3
15.Weems, Sonny-AR	34	509	15.0
16.Prowell, Quan-AU	25	374	15.0
17.Curtis, Dwayne-UM	35	523	14.9
18.Riley, Mykal-UA	33	493	14.9
19.Fredrick, Zam-SC	32	475	14.8
20.Gaines, Sundiata-UG	34	502	14.8

## FIELD GOAL PERCENTAGE (MIN. 5.0 MADE PER GAME)

Player, School	FGM	FGA	Pct
1.Curtis, Dwayne-UM	212	335	.633
2.Speights, Marreese-UF	216	346	.624
3.Hendrix, Richard-UA	229	383	.598
4.Ogilvy, A.J.-VU	201	342	.588
5.Patterson, Patrick-UK	162	282	.574
6.Rhodes, Charles-MS	214	381	.562
7.Prowell, Quan-AU	142	261	.544
8.Smith, Tyler-UT	181	338	.536
9.Foster, Shan-VU	242	463	.523
10.Crawford, Joe-UK	188	401	.469

## 3-POINT FIELD GOAL PCT. (MIN. 2.0 MADE PER GAME)

Player, School	3PM	3PA	Pct
1.Foster, Shan-VU	134	286	.469
2.Riley, Mykal-UA	103	238	.433
3.Gordon, Alex-VU	77	192	.401
4.Warren, Chris-UM	103	265	.389
5.Lofton, Chris-UT	118	307	.384
6.Smith, JaJuan-UT	93	243	.383
7.Thornton, Marcus-LS	90	239	.377
8.Humphrey, Billy-UG	67	180	.372
9.Crawford, Joe-UK	63	173	.364
10.Huertas, David-UM	75	208	.361

## 3-POINT FIELD GOALS MADE

Player, School	GP	3PM	Avg
1.Foster, Shan-VU	34	134	3.94
2.Lofton, Chris-UT	36	118	3.28
3.Riley, Mykal-UA	33	103	3.12
4.Warren, Chris-UM	35	103	2.94
5.Thornton, Marcus-LS	31	90	2.90
6.Smith, JaJuan-UT	36	93	2.58
7.Gordon, Alex-VU	34	77	2.26
8.Humphrey, Billy-UG	30	67	2.23
9.Huertas, David-UM	35	75	2.14
10.Fredrick, Zam-SC	32	68	2.13

## FREE THROW PERCENTAGE (MIN. 2.5 MADE PER GAME)

Player, School	FTM	FTA	Pct
1.Lofton, Chris-UT	101	120	.842
2.Bradley, Ramel-UK	142	171	.830
3.Thornton, Marcus-LS	94	115	.817
4.Ogilvy, A.J.-VU	176	229	.769
5.Crawford, Joe-UK	99	130	.762
6.Tolbert, Frank-AU	102	134	.761
7.Downey, Devan-SC	99	135	.733
8.Patterson, Patrick-UK	87	119	.731
9.Calathes, Nick-UF	144	199	.724
10.Smith, Tyler-UT	113	160	.706

## REBOUNDING

Player, School	GP	Rbs	Avg
1.Hendrix, Richard-UA	32	324	10.1
2.Curtis, Dwayne-UM	35	337	9.6
3.Randolph, Anthony-LS	31	263	8.5
4.Speights, Marreese-UF	36	290	8.1
5.Rhodes, Charles-MS	31	242	7.8
6.Varnado, Jarvis-MS	34	264	7.8
7.Patterson, Patrick-UK	25	192	7.7
8.Gee, Alonzo-UA	33	224	6.8
9.Ogilvy, A.J.-VU	34	229	6.7
10.Smith, Tyler-UT	36	242	6.7
11.Williams, Kenny-UM	35	232	6.6
12.Beverly, Patrick-AR	35	231	6.6
Johnson, Chris-LS	25	165	6.6
14.Gordon, Jamont-MS	34	224	6.6
15.Werner, Dan-UF	36	230	6.4
16.Prowell, Quan-AU	25	158	6.3
17.Gaines, Sundiata-UG	34	204	6.0
18.Chism, Wayne-UT	36	208	5.8
19.Archie, Dominique-SC	32	182	5.7
20.Holmes, Mike-SC	30	170	5.7

## OFFENSIVE REBOUNDS

Player, School	GP	Rbs	Avg
1.Curtis, Dwayne-UM	35	154	4.40
2.Hendrix, Richard-UA	32	118	3.69
3.Rhodes, Charles-MS	31	89	2.87
4.Gee, Alonzo-UA	33	94	2.85
5.Patterson, Patrick-UK	25	71	2.84
6.Randolph, Anthony-LS	31	86	2.77
7.Smith, Tyler-UT	36	94	2.61
8.Speights, Marreese-UF	36	93	2.58
9.Holmes, Mike-SC	30	76	2.53
10.Archie, Dominique-SC	32	79	2.47

## DEFENSIVE REBOUNDS

Player, School	GP	Rbs	Avg
1.Hendrix, Richard-UA	32	206	6.44
2.Randolph, Anthony-LS	31	177	5.71
3.Varnado, Jarvis-MS	34	189	5.56
4.Speights, Marreese-UF	36	197	5.47
5.Gordon, Jamont-MS	34	184	5.41
6.Beverly, Patrick-AR	35	189	5.40
7.Curtis, Dwayne-UM	35	183	5.23
8.Rhodes, Charles-MS	31	153	4.94
9.Patterson, Patrick-UK	25	121	4.84
10.Ogilvy, A.J.-VU	34	159	4.68

## ASSISTS

Player, School	GP	Ast	Avg
1.Calathes, Nick-UF	36	221	6.14
2.Downey, Devan-SC	32	172	5.38
3.Gordon, Jamont-MS	34	168	4.94
4.Beal, Jermaine-VU	34	158	4.65
5.Warren, Chris-UM	35	156	4.46
6.Gaines, Sundiata-UG	34	143	4.21
7.Polynice, Eniel-UM	34	139	4.09
8.Robertson, Quantez-AU	30	122	4.07
9.Ervin, Gary-AR	35	134	3.83
10.Reed, DeWayne-AU	30	111	3.70

## BLOCKED SHOTS

Player, School	GP	BS	Avg
1.Varnado, Jarvis-MS	34	157	4.62
2.Johnson, Chris-LS	25	66	2.64
3.Randolph, Anthony-LS	31	70	2.26
4.Hill, Steven-AR	35	74	2.11
5.Hendrix, Richard-UA	32	62	1.94
6.Stevenson, Perry-UK	31	46	1.48
7.Ogilvy, A.J.-VU	34	49	1.44
8.Speights, Marreese-UF	36	49	1.36
Chism, Wayne-UT	36	49	1.36
10.Muldrow, Sam-SC	31	42	1.35
Rhodes, Charles-MS	31	42	1.35

## STEALS

Player, School	GP	Stl	Avg
1.Downey, Devan-SC	32	103	3.22
2.Robertson, Quantez-AU	30	63	2.10
3.Reed, DeWayne-AU	30	59	1.97
4.Gaines, Sundiata-UG	34	61	1.79
5.Smith, JaJuan-UT	36	61	1.69
6.Riley, Mykal-UA	33	54	1.64
7.Calathes, Nick-UF	36	58	1.61
8.Bradley, Ramel-UK	30	48	1.60
9.Polynice, Eniel-UM	34	54	1.59
10.Gee, Alonzo-UA	33	51	1.55

## ASSIST/TURNOVER RATIO (MIN. 3.0 ASSISTS PER GAME)

Player, School	GP	Ast	TO	Ratio
1.Beal, Jermaine-VU	34	158	51	3.10
2.Robertson, Quantez-AU	30	122	53	2.30
3.Calathes, Nick-UF	36	221	104	2.13
4.Downey, Devan-SC	32	172	87	1.98
5.Polynice, Eniel-UM	34	139	76	1.83
6.Ervin, Gary-AR	35	134	75	1.79
7.Hollinger, Brandon-UA	32	103	58	1.78
8.Gaines, Sundiata-UG	34	143	89	1.61
9.Smith, Tyler-UT	36	122	79	1.54
10.Pickett, Rico-UA	29	97	63	1.54



# 2007-08 SEC TEAM STATISTICS

## SCORING OFFENSE

School	GP	Pts	Avg
1. Tennessee	36	2946	81.8
2. Vanderbilt	34	2721	80.0
3. Ole Miss	35	2781	79.5
4. Florida	36	2791	77.5
5. Alabama	33	2484	75.3
6. Arkansas	35	2593	74.1
7. Mississippi State	34	2489	73.2
8. South Carolina	32	2314	72.3
9. Auburn	30	2141	71.4
10. LSU	31	2131	68.7
11. Kentucky	31	2124	68.5
12. Georgia	34	2314	68.1

## SCORING DEFENSE

School	GP	Pts	Avg
1. Mississippi State	34	2228	65.5
2. Kentucky	31	2034	65.6
3. Georgia	34	2290	67.4
4. Florida	36	2433	67.6
5. Arkansas	35	2392	68.3
6. LSU	31	2145	69.2
7. Tennessee	36	2519	70.0
8. South Carolina	32	2276	71.1
9. Auburn	30	2183	72.8
10. Alabama	33	2404	72.8
11. Ole Miss	35	2552	72.9
12. Vanderbilt	34	2537	74.6

## SCORING MARGIN

School	Off	Def	Mar
1. Tennessee	81.8	70.0	+11.9
2. Florida	77.5	67.6	+9.9
3. Mississippi State	73.2	65.5	+7.7
4. Ole Miss	79.5	72.9	+6.5
5. Arkansas	74.1	68.3	+5.7
6. Vanderbilt	80.0	74.6	+5.4
7. Kentucky	68.5	65.6	+2.9
8. Alabama	75.3	72.8	+2.4
9. South Carolina	72.3	71.1	+1.2
10. Georgia	68.1	67.4	+0.7
11. LSU	68.7	69.2	-0.5
12. Auburn	71.4	72.8	-1.4

## FIELD GOAL PERCENTAGE

School	FGM	FGA	Pct
1. Florida	1029	2108	.488
2. Kentucky	735	1566	.469
3. Arkansas	936	2001	.468
4. Vanderbilt	928	1995	.465
5. Mississippi State	885	1922	.460
6. Ole Miss	1034	2253	.459
7. Tennessee	1035	2258	.458
8. Auburn	777	1698	.458
9. Alabama	917	2010	.456
10. South Carolina	878	1993	.441
11. Georgia	840	1956	.429
12. LSU	772	1800	.429

## FIELD GOAL PCT. DEFENSE

School	FGM	FGA	Pct
1. Mississippi State	790	2137	.370
2. Kentucky	671	1695	.396
3. LSU	795	1884	.422
4. Arkansas	838	1967	.426
5. Georgia	829	1941	.427
6. Tennessee	876	2039	.430
7. Ole Miss	905	2093	.432
8. Alabama	838	1927	.435
9. Vanderbilt	914	2085	.438
10. Florida	906	2038	.445
11. South Carolina	846	1871	.452
12. Auburn	804	1672	.481

## 3-POINT FIELD GOAL PCT.

School	3PM	3PA	Pct
1. Vanderbilt	303	760	.399
2. Kentucky	182	493	.369
3. Ole Miss	273	744	.367
4. South Carolina	252	692	.364
5. Florida	272	749	.363
6. Alabama	232	640	.363
7. Tennessee	312	875	.357
8. Arkansas	207	607	.341
9. Auburn	229	674	.340
10. Mississippi State	235	703	.334
11. Georgia	204	619	.330
12. LSU	201	624	.322

## 3-POINT FG PCT. DEFENSE

School	3PM	3PA	Pct
1. Tennessee	229	735	.312
2. Georgia	215	684	.314
3. Mississippi State	238	751	.317
4. Kentucky	184	565	.326
5. Arkansas	228	680	.335
6. Florida	230	674	.341
7. Ole Miss	261	759	.344
8. South Carolina	222	645	.344
9. LSU	210	608	.345
10. Vanderbilt	245	700	.350
11. Alabama	258	727	.355
12. Auburn	257	685	.375

## 3-POINT FIELD GOALS MADE

School	GP	3PM	Avg
1. Vanderbilt	34	303	8.91
2. Tennessee	36	312	8.67
3. South Carolina	32	252	7.88
4. Ole Miss	35	273	7.80
5. Auburn	30	229	7.63
6. Florida	36	272	7.56
7. Alabama	33	232	7.03
8. Mississippi State	34	235	6.91
9. LSU	31	201	6.48
10. Georgia	34	204	6.00
11. Arkansas	35	207	5.91
12. Kentucky	31	182	5.87

## FREE THROW PERCENTAGE

School	FTM	FTA	Pct
1. LSU	386	521	.741
2. Vanderbilt	562	765	.735
3. Kentucky	472	644	.733
4. Florida	461	658	.701
5. South Carolina	306	450	.680
6. Georgia	430	633	.679
7. Arkansas	514	758	.678
8. Auburn	358	535	.669
9. Tennessee	564	856	.659
10. Ole Miss	440	676	.651
11. Mississippi State	484	749	.646
12. Alabama	418	674	.620

## REBOUNDING OFFENSE

School	GP	Rebs	Avg
1. Mississippi State	34	1385	40.7
2. Ole Miss	35	1421	40.6
3. Alabama	33	1261	38.2
4. Georgia	34	1295	38.1
5. Tennessee	36	1358	37.7
6. Arkansas	35	1274	36.4
7. Florida	36	1297	36.0
8. LSU	31	1108	35.7
9. Vanderbilt	34	1197	35.2
10. Kentucky	31	1038	33.5
11. South Carolina	32	1056	33.0
12. Auburn	30	971	32.4

## REBOUNDING DEFENSE

School	GP	Rebs	Avg
1. Florida	36	1144	31.8
2. Kentucky	31	990	31.9
3. Arkansas	35	1127	32.2
4. Auburn	30	1004	33.5
5. Georgia	34	1159	34.1
6. Ole Miss	35	1225	35.0
7. Alabama	33	1161	35.2
8. Vanderbilt	34	1223	36.0
9. Mississippi State	34	1245	36.6
10. Tennessee	36	1338	37.2
11. LSU	31	1164	37.5
12. South Carolina	32	1236	38.6

## REBOUNDING MARGIN

School	Off	Def	Mar
1. Ole Miss	1421	1225	+5.6
2. Florida	1297	1144	+4.2
3. Arkansas	1274	1127	+4.2
4. Mississippi State	1385	1245	+4.1
5. Georgia	129	1159	+4.0
6. Alabama	1261	1161	+3.0
7. Kentucky	1038	990	+1.5
8. Tennessee	1358	1338	+0.6
9. Vanderbilt	1197	1223	-0.8
10. Auburn	971	1004	-1.1
11. LSU	1108	1164	-1.8
12. South Carolina	1056	1236	-5.6

## ASSISTS

School	GP	Ast	Avg
1. Vanderbilt	34	606	17.82
2. Tennessee	36	637	17.69
3. Florida	36	629	17.47
4. Ole Miss	35	558	15.94
5. Alabama	33	515	15.61
6. Auburn	30	453	15.10
7. Arkansas	35	505	14.43
8. Mississippi State	34	448	13.18
9. South Carolina	32	421	13.16
10. Kentucky	31	395	12.74
11. LSU	31	362	11.68
12. Georgia	34	396	11.65

## BLOCKED SHOTS

School	GP	BS	Avg
1. Mississippi State	34	267	7.85
2. LSU	31	196	6.32
3. Arkansas	35	182	5.20
4. Kentucky	31	149	4.81
5. Alabama	33	148	4.48
6. South Carolina	32	114	3.56
7. Vanderbilt	34	118	3.47
8. Georgia	34	116	3.41
9. Ole Miss	35	118	3.37
10. Tennessee	36	119	3.31
11. Florida	36	111	3.08
12. Auburn	30	74	2.47

## STEALS

School	GP	Stl	Avg
1. Tennessee	36	334	9.28
2. Auburn	30	259	8.63
3. South Carolina	32	246	7.69
4. Alabama	33	246	7.45
5. Ole Miss	35	241	6.89
Arkansas	35	241	6.89
7. Georgia	34	228	6.71
8. Kentucky	31	206	6.65
9. Florida	36	223	6.19
10. Vanderbilt	34	207	6.09
11. LSU	31	186	6.00
12. Mississippi State	34	199	5.85

# RECORDS

**94** INDIVIDUAL RECORDS

**95** SCORING RECORDS

**96** FIELD GOAL RECORDS

**97** 3-POINT FIELD GOAL RECORDS

**98** FREE THROW RECORDS

**99** REBOUNDING RECORDS

**100** ASTS/BLKS/STLS RECORDS

**101** THE LAST TIME...

**102** YEARLY LEADERS

**104** 1,000-POINT CLUB

**110** FRESHMAN SEASON RECORDS

**111** OPPONENT RECORDS

**112** TEAM RECORDS

**113** SEC STATISTICAL LEADERS

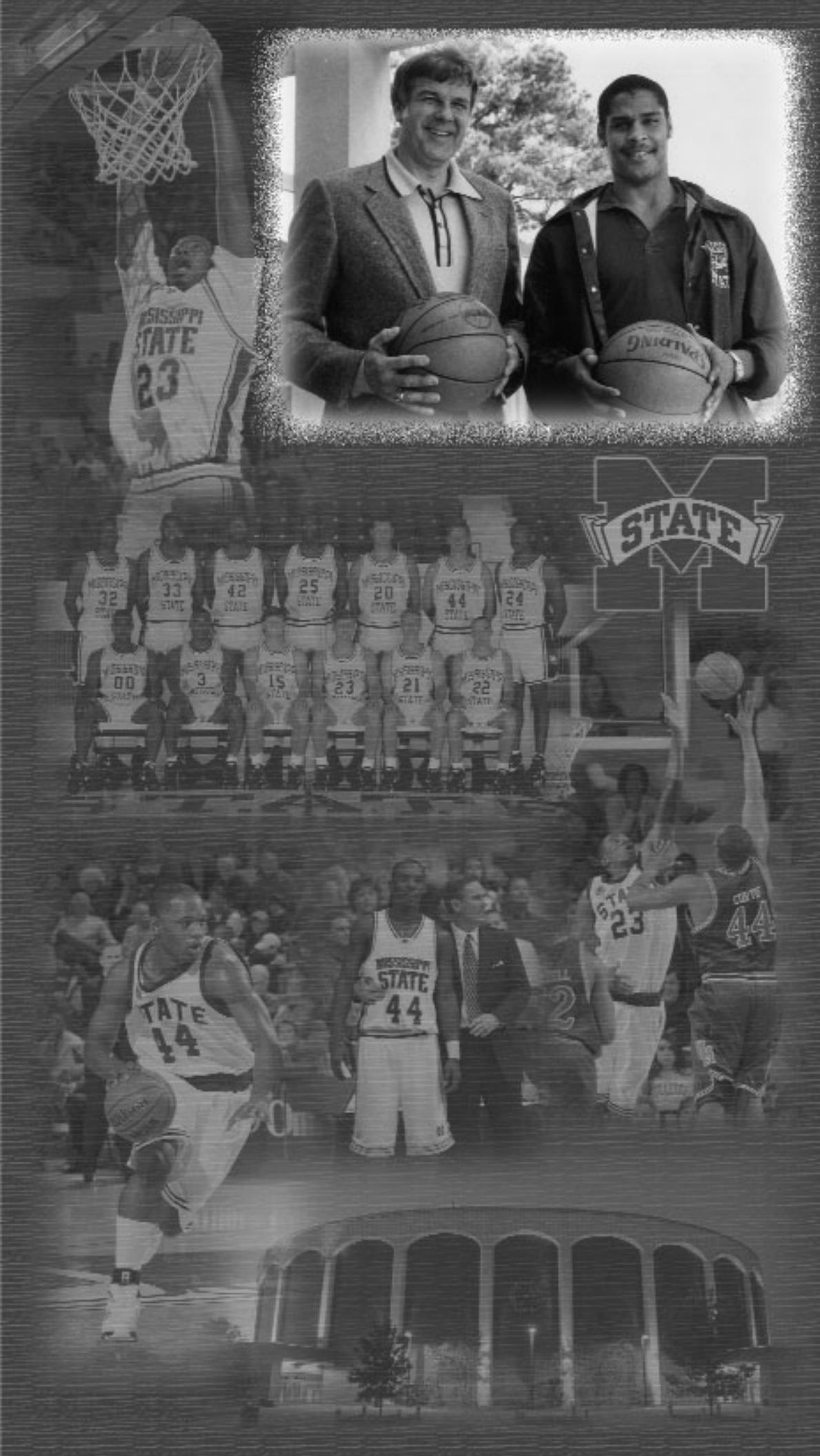
**114** TEAM SUPERLATIVES

**116** TEAM SEASON HIGHS

**118** TEAM STATISTICAL TRENDS

**120** HUMPHREY COLISEUM RECORDS

**122** MSU TEAM AWARDS





# INDIVIDUAL RECORDS

## Most Points Scored:

Game: 47, Bailey Howell vs. Union (12-4-58)  
Season: 777, Jeff Malone (1982-83)  
Career: 2142, Jeff Malone (1980-83)

## Highest Scoring Average:

Season: 28.3, Jim Ashmore (1956-57)  
Career (3 yrs): 27.1, Bailey Howell (1957-59)  
Career (4 yrs): 20.6, Jim Ashmore (1954-57)

## Most Field Goals Made:

Game: 18, Rickey Brown vs. Auburn (3-7-77)  
Season: 323, Jeff Malone (1982-83)  
Career: 906, Jeff Malone (1980-83)

## Most Consecutive Field Goals Made:

1 Gm: 11, Tony Watts at Alabama (1-14-89)  
1+ Gms: 15, Russell Walters vs. Miss. [8] & Northwestern St. [7] (1-14-95 to 1-16-95)

## Most Field Goals Attempted:

Game: 33, Dave Williams at Auburn (1-3-66);  
Jim Ashmore vs. Mississippi (1-19-57);  
Gerald Caveness vs. Florida (2-20-54)  
Season: 616, Jim Ashmore (1956-57)  
Career: 1768, Jeff Malone (1980-83)

## Highest Field Goal Percentage:

Game (Min. 10 FGA): .909 (10-of-11),  
Trey Moore vs. Loyola [NO] (12-14-96);  
Ervin Dillon vs. Delta State (12-1-84)  
Season (Min. 125 FGA): .671 (167-of-249),  
Cameron Burns (1988-89)  
Career (Min. 200 FGA): .630 (192-of-305),  
Bill Singletary (1972-74)  
Career (Min. 400 FGA): .587 (481-of-819),  
Erick Dampier (1994-96)

## Most 3-Point Field Goals Made:

Game: 8, Winsome Frazier vs. UMKC  
(11-23-04); Marckell Patterson vs.  
Florida (1-10-01); Antonio Jackson at  
California (11-13-00); Darryl Wilson vs.  
Alabama (3-4-95)  
Season: 97, Darryl Wilson (1995-96)  
Career: 258, Darryl Wilson (1994-96)

## Most Consecutive Games With 3FGM:

Career: 39, Darryl Wilson (1994-95)

## Most 3-Point Field Goals Attempted:

Game: 17, Darryl Wilson vs. Ala. (3-4-95)  
Season: 237, Darryl Wilson (1995-96)  
Career: 645, Darryl Wilson (1994-96)

## Highest 3-Pt. Field Goal Percentage:

Game (Min. 5 FGA): .833 (5-of-6),  
Reginald Delk vs. Mississippi (2-18-06);  
Shane Power vs. LSU (2-16-05); Marcus  
Bullard vs. Troy State (12-5-95); Marcus  
Grant at Tennessee Tech (12-21-91);  
Brad Smith vs. UT Martin (11-27-91);  
Todd Merritt at SE Louisiana (12-19-87)  
Season (Min. 50 FGA): .481 (38-of-79),  
Shane Power (2003-04)  
Season (Min. 100 FGA): .430 (61-of-142),  
Tony Watts (1991-92)  
Season (Min. 200 FGA): .414 (94-of-227),  
Darryl Wilson (1994-95)  
Career (Min. 100 FGA): .417 (95-of-228),  
Shane Power (2004-05)  
Career (Min. 300 FGA): .400 (258-of-645),  
Darryl Wilson (1994-96)

## Most Free Throws Made:

Game: 21, Jerry Graves vs. Vandy (1-14-61)  
Season: 243, Bailey Howell (1957-58)  
Career: 682, Bailey Howell (1957-59)

## Most Consecutive Free Throws Made:

1 Gm: 18, Rich Knarr vs. Auburn (2-19-73)  
1+ Gms: 43, Paul Smith (12-12-64 to  
2-22-65)

## Most Free Throws Attempted:

Game: 27, Jerry Graves vs. Vandy (1-14-61)  
Season: 315, Bailey Howell (1957-58)  
Career: 892, Bailey Howell (1957-59)

## Highest Free Throw Percentage:

Game (Min. 15 FTA): 1.000 (16-of-16),  
Bailey Howell at Tulane (2-3-58)  
Season (Min. 50 FTA): .927 (51-of-55),  
Paul Smith (1964-65)  
Season (Min. 100 FTA): .870 (120-of-138),  
Red Stroud (1962-63)  
Career (Min. 150 FTA): .864 (133-of-154),  
Paul Smith (1964-66)  
Career (Min. 200 FTA): .847 (221-of-261),  
Rich Knarr (1973-76)  
Career (Min. 300 FTA): .825 (296-of-359),  
Red Stroud (1961-63)  
Career (Min. 400 FTA): .812 (439-of-541),  
Darryl Wilson (1994-96)

## Most Rebounds:

Game: 34, Bailey Howell vs. LSU (2-1-57)  
Season: 492, Bailey Howell (1956-57)  
Career: 1277, Bailey Howell (1957-59)

## Highest Rebounding Average:

Season: 19.7, Bailey Howell (1956-57)  
Career (3 yrs): 17.0, Bailey Howell (1957-59)  
Career (4 yrs): 10.2, Rickey Brown (1977-80)

## Most Offensive Rebounds:

Game: 11, Lawrence Roberts at Alabama  
(3-6-04); Tyrone Washington at Auburn  
(2-7-98)  
Season: 125, Erick Dampier (1995-96)  
Career: 318, Erick Dampier (1994-96)

## Most Defensive Rebounds:

Game: 14, Charles Rhodes vs. Auburn  
(2-4-06) & Jacksonville State (12-15-05)  
Season: 241, Lawrence Roberts (2004-05)  
Career: 594, Tyrone Washington (1996-99)

## Most Assists:

Game: 16, Chuck Evans at UMKC (2-23-93)  
Season: 235, Chuck Evans (1992-93)  
Career: 514, Derrick Zimmerman (2000-03)

## Highest Assists-Per-Game Average:

Season: 8.10, Chuck Evans (1992-93)  
Career (2 yrs): 7.96, Chuck Evans (1992-93)  
Career (4 yrs): 5.00, Al Perry (1975-78)

## Most Turnovers:

Game: 11, Al Perry at Evansville (12-17-75)  
Season: 142, Jamont Gordon (2005-06)  
Career: 333, Derrick Zimmerman (2000-03)

## Most Blocked Shots:

Game: 8, Tyrone Washington at Old  
Dominion (12-18-97); Erick Dampier vs.  
BYU (12-2-95) & vs. Utah [Boise, ID]  
(3-19-95); Kalpatrick Wells vs. Vanderbilt  
[Birmingham, AL] (3-11-83)  
Season: 106, Erick Dampier (1995-96)  
Career: 249, Erick Dampier (1994-96)

## Highest Blocks-Per-Game Average:

Season: 3.12, Erick Dampier (1995-96)  
Career: 2.68, Erick Dampier (1994-96)

## Most Steals:

Game: 8, Gary Hooker vs. Samford  
(12-29-75) & vs. SW Louisiana (12-6-75)  
Season: 83, Chuck Evans (1991-92)  
Career: 217, Ray White (1976-79)

## Highest Steals-Per-Game Average:

Season: 2.96, Chuck Evans (1991-92)  
Career (2 yrs): 2.89, Chuck Evans (1992-93)  
Career (4 yrs): 2.17, Ray White (1976-79)

## Most Charges Taken:

Season: 23, Mario Austin (2001-02)  
Career: 51, Mario Austin (2001-03)

## Most Dunks:

Game: 6, Bubba Wilson vs. Troy State  
(11-30-93)  
Season: 59, Erick Dampier (1995-96)  
Career: 148, Erick Dampier (1994-96)

## Most Personal Fouls:

Game: 6, 12 times (1989-90)  
Season: 117, Todd Merritt (1989-90)  
Career: 404, Rickey Brown (1977-80)

## Most Disqualifications:

Season: 14, Wayne Duncan (1955-56)  
Career: 30, Rickey Brown (1977-80)

## Most Games Played:

Season: 35, five players (2001-02)  
Career: 127, Derrick Zimmerman (2000-03)

## Most Games Started:

Season: 35, Mario Austin, Michael Gholar,  
Marckell Patterson & Derrick  
Zimmerman (2001-02)  
Career: 110, Kalpatrick Wells (1980-83)

## Most Minutes Played:

Game: 57, Greg Carter vs. Mississippi  
[4OT] (1-24-90)  
Season: 1244, Darryl Wilson (1995-96)  
Career: 3851, Jeff Malone (1980-83)

## Highest Minutes-Per-Game Average:

Season: 37.4, Kalpatrick Wells (1981-82)  
Career (2 yrs): 35.3, Chuck Evans (1992-93)  
Career (4 yrs): 35.0, Jeff Malone (1980-83)



## CAREER LEADERS

### Points Scored

Name	Seasons	G	Pts	Avg
1. Jeff Malone	1980-83	110	2142	19.5
2. Bailey Howell	1957-59	75	2030	27.1
3. Jim Ashmore	1954-57	93	1918	20.6
4. Rickey Brown	1977-80	107	1838	17.2
5. Ray White	1976-79	100	1652	16.5
6. Darryl Wilson	1994-96	93	1619	17.4
7. Jerry Jenkins	1973-75	78	1503	19.3
8. Tony Watts	1989-92	113	1491	13.2
9. Cameron Burns	1989-91	87	1460	16.8
10. Tang Hamilton	1998-01	123	1307	10.6
11. Rich Knarr	1973-76	97	1305	13.5
12. Timmy Bowers	2001-04	116	1300	11.2
13. Jack Bouldin	1970-72	75	1257	16.8
14. Jerry Graves	1959-61	74	1245	16.8
15. Erick Dampier	1994-96	93	1231	13.2
16. Dave Williams	1966-68	76	1219	16.0
Leland Mitchell	1961-63	78	1219	15.6
18. Mario Austin	2001-03	91	1199	13.2
19. Marckell Patterson	1999-02	122	1168	9.6
20. Gary Hooker	1976-78	80	1144	14.3

### Scoring Average (Min. 50 Gms)

Name	Seasons	G	Pts	Avg
1. Bailey Howell	1957-59	75	2030	27.1
2. Jim Ashmore	1954-57	93	1918	20.6
3. Jeff Malone	1980-83	110	2142	19.5
4. Jerry Jenkins	1973-75	78	1503	19.3
5. Darryl Wilson	1994-96	93	1619	17.4
6. Rickey Brown	1977-80	107	1838	17.2
7. Lawrence Roberts	2004-05	62	1048	16.9
8. Jerry Graves	1959-61	74	1245	16.8
9. Cameron Burns	1989-91	87	1460	16.8
10. Jack Bouldin	1970-72	75	1257	16.8

## SEASON BESTS

### Points Scored

Name	Season	G	Pts	Avg
1. Jeff Malone	1982-83	29	777	26.8
2. Jim Ashmore	1956-57	25	708	28.3
3. Bailey Howell	1957-58	25	695	27.8
4. Bailey Howell	1958-59	25	688	27.5
5. Bailey Howell	1956-57	25	647	25.9
6. Darryl Wilson	1995-96	34	613	18.0
7. Jerry Jenkins	1974-75	26	575	22.1
8. Mario Austin	2001-02	35	565	16.1
9. Rickey Brown	1979-80	27	553	20.5
10. Cameron Burns	1989-90	30	547	18.2

### Scoring Average

Name	Season	G	Pts	Avg
1. Jim Ashmore	1956-57	25	708	28.3
2. Bailey Howell	1957-58	25	695	27.8
3. Bailey Howell	1958-59	25	688	27.5
4. Jeff Malone	1982-83	29	777	26.8
5. Bailey Howell	1956-57	25	647	25.9
6. Jim Ashmore	1955-56	24	536	22.3
7. Jim Ashmore	1954-55	23	513	22.3
8. Jerry Jenkins	1974-75	26	575	22.1
9. Jerry Graves	1960-61	25	532	21.3
10. Rickey Brown	1979-80	27	553	20.5

## GAME HIGHS

### Points Scored

Name (Opponent, Date)	Pts
1. Bailey Howell vs. Union (12-4-58) . . . . .	47
2. Bailey Howell vs. LSU (2-22-58) . . . . .	45
Jim Ashmore vs. Mississippi (1-19-57) . . . . .	45
4. Jim Ashmore at LSU (2-22-57) . . . . .	44
5. Bailey Howell at Florida (2-14-59) . . . . .	43
6. Rickey Brown vs. Auburn (3-7-77) . . . . .	40
Jim Ashmore vs. Arkansas State (12-17-56) . . . . .	40
8. Jeff Malone vs. Alabama (1-31-83) . . . . .	39
Bailey Howell vs. Murray State (12-19-57) . . . . .	39
Bailey Howell vs. Southwestern (12-7-57) . . . . .	39
11. Jeff Malone vs. Mississippi (1-22-83) . . . . .	38
Bailey Howell vs. Arkansas State (12-15-58) . . . . .	38
Jim Ashmore at Memphis State (1-26-57) . . . . .	38
Jim Ashmore vs. Arkansas State (1-21-56) . . . . .	38
15. Jim Ashmore at Mississippi (2-28-57) . . . . .	37
Bailey Howell vs. Kentucky (2-11-57) . . . . .	37
17. Jeff Malone at Mississippi (2-19-83) . . . . .	36
Jeff Malone vs. Vanderbilt (1-8-83) . . . . .	36
19. Darryl Wilson vs. Alabama (3-4-95) . . . . .	35
Hubert Henderson vs. Miss. College (12-6-86) . . . . .	35
Jeff Malone vs. LSU (1-24-83) . . . . .	35
Jeff Malone at Tennessee (1-15-83) . . . . .	35
Rickey Brown at Kentucky (2-20-80) . . . . .	35
Jerry Jenkins vs. Florida (2-3-75) . . . . .	35
Jerry Jenkins vs. Arkansas (12-4-74) . . . . .	35
Jerry Jenkins at Samford (12-2-74) . . . . .	35
Tom Payne vs. Kentucky (2-10-68) . . . . .	35
Paul Smith at Alabama (1-11-65) . . . . .	35
Jerry Graves vs. Florida (2-15-60) . . . . .	35
Bailey Howell vs. Murray State (1-24-59) . . . . .	35
Bailey Howell vs. Florida (2-15-58) . . . . .	35
Bailey Howell vs. Southeastern La. (1-27-58) . . . . .	35
Bailey Howell at Tulane (2-23-57) . . . . .	35
Bailey Howell at Tampa (2-15-57) . . . . .	35
Jim Ashmore vs. Tennessee (2-9-57) . . . . .	35
Bailey Howell at Miss. College (12-8-56) . . . . .	35



The nation's No. 2 scorer as a senior, Jeff Malone broke Bailey Howell's career scoring mark, Feb. 26, 1983, against Alabama.

## YEARLY LEADERS

### Scoring Average

Year	Name	G	Pts	Avg
1948	Willard Daley . . . . .	18	255	14.2
1949	Willard Daley . . . . .	17	210	12.4
1950	Willard Daley . . . . .	18	197	10.9
1951	Herb Hargett . . . . .	19	357	18.8
1952	Coyte Vance . . . . .	23	471	20.5
1953	Gerald Caveness . . . . .	19	277	14.6
1954	Gerald Caveness . . . . .	19	338	17.8
1955	Jim Ashmore . . . . .	23	513	22.3
1956	Jim Ashmore . . . . .	24	536	22.3
1957	Jim Ashmore . . . . .	25	708	28.3
1958	Bailey Howell . . . . .	25	695	*27.8
1959	Bailey Howell . . . . .	25	688	*27.5
1960	Jerry Graves . . . . .	25	465	18.6
1961	Jerry Graves . . . . .	25	532	21.3
1962	Leland Mitchell . . . . .	25	417	16.7
1963	Leland Mitchell . . . . .	28	480	17.1
1964	Doug Hutton . . . . .	26	387	14.9
1965	Bill Chumbler . . . . .	26	352	13.5
1966	Dave Williams . . . . .	25	492	19.7
1967	Dave Williams . . . . .	25	392	15.7
1968	Tom Payne . . . . .	26	412	15.8
1969	Manny Washington . . . . .	25	384	15.4
1970	John Guyton . . . . .	24	390	16.3
1971	Jack Bouldin . . . . .	25	477	19.1
1972	Jack Bouldin . . . . .	26	410	15.8
1973	Rich Knarr . . . . .	26	467	18.0
1974	Jerry Jenkins . . . . .	26	471	18.1
1975	Jerry Jenkins . . . . .	26	575	22.1
1976	Ray White . . . . .	26	475	18.3
1977	Rickey Brown . . . . .	27	520	19.3
1978	Ray White . . . . .	26	378	14.5
1979	Ray White . . . . .	23	393	17.1
1980	Rickey Brown . . . . .	27	553	20.5
1981	Jeff Malone . . . . .	27	543	20.1
1982	Jeff Malone . . . . .	27	502	18.6
1983	Jeff Malone . . . . .	29	777	*26.8
1984	Ken Harvey . . . . .	28	355	12.7
1985	Ken Harvey . . . . .	27	376	13.9
1986	Chauncey Robinson . . . . .	30	419	14.0
1987	Hubert Henderson . . . . .	28	418	14.9
1988	Greg Lockhart . . . . .	29	287	9.9
1989	Cameron Burns . . . . .	28	424	15.1
1990	Cameron Burns . . . . .	30	547	18.2
1991	Cameron Burns . . . . .	29	489	16.9
1992	Tony Watts . . . . .	28	537	19.2
1993	Orien Watson . . . . .	29	446	15.4
1994	Darryl Wilson . . . . .	29	471	16.2
1995	Darryl Wilson . . . . .	30	535	17.8
1996	Darryl Wilson . . . . .	34	613	18.0
1997	Horatio Webster . . . . .	29	466	16.1
1998	Horatio Webster . . . . .	30	511	17.0
1999	Tyrone Washington . . . . .	33	420	12.7
2000	Tang Hamilton . . . . .	30	432	14.4
2001	Antonio Jackson . . . . .	31	397	12.8
2002	Mario Austin . . . . .	35	565	16.1
2003	Mario Austin . . . . .	25	388	15.5
2004	Lawrence Roberts . . . . .	30	506	16.9
2005	Lawrence Roberts . . . . .	32	542	16.9
2006	Charles Rhodes . . . . .	29	401	13.8

\* - Led Southeastern Conference



# FIELD GOAL RECORDS

## CAREER LEADERS

### Field Goals Made

Name	Seasons	G	FGM	FGA
1. Jeff Malone	1980-83	110	906	1768
2. Rickey Brown	1977-80	107	774	1624
3. Jim Ashmore	1954-57	93	706	1694
4. Ray White	1976-79	100	684	1414
5. Bailey Howell	1957-59	75	674	1285
6. Jerry Jenkins	1973-75	78	603	1305
7. Cameron Burns	1989-91	87	563	959
8. Tony Watts	1989-92	113	561	1217
9. Rich Knarr	1973-76	97	542	1246
10. Jack Bouldin	1970-72	75	511	1191

### Field Goals Attempted

Name	Seasons	G	FGM	FGA
1. Jeff Malone	1980-83	110	906	1768
2. Jim Ashmore	1954-57	93	706	1694
3. Rickey Brown	1977-80	107	774	1624
4. Ray White	1976-79	100	684	1414
5. Jerry Jenkins	1973-75	78	603	1305
6. Bailey Howell	1957-59	75	674	1285
7. Rich Knarr	1973-76	97	542	1246
8. Tony Watts	1989-92	113	561	1217
9. Jack Bouldin	1970-72	75	511	1191
10. Dave Williams	1966-68	76	492	1163

### Field Goal Pct. (Min. 200 FGA)

Name	Seasons	FGM	FGA	Pct
1. Bill Singletary	1972-74	192	305	.630
2. Tony Robinson	1984-85	161	269	.599
3. David Domingue	1991-94	125	210	.595
4. Erick Dampier	1994-96	481	819	.587
5. Cameron Burns	1989-91	563	959	.587
6. Wiley Peck	1976-79	439	759	.578
7. Ervin Dillon	1985-86	152	265	.574
8. Charles Rhodes	2005-06	173	305	.567
9. Larry Fry	1973-75	431	761	.566
10. Robert Jackson	1999-01	323	574	.563

## SEASON BESTS

### Field Goals Made

Name	Season	FGM	FGA	Pct
1. Jeff Malone	1982-83	323	608	.531
2. Jim Ashmore	1956-57	270	616	.438
3. Rickey Brown	1979-80	231	471	.490
Bailey Howell	1958-59	231	464	.498
5. Jerry Jenkins	1974-75	227	469	.484
6. Bailey Howell	1957-58	226	439	.515
7. Jeff Malone	1981-82	225	410	.549
Rickey Brown	1976-77	225	443	.508
9. Jeff Malone	1980-81	219	447	.490
10. Bailey Howell	1956-57	217	382	.568

### Field Goals Attempted

Name	Season	FGM	FGA	Pct
1. Jim Ashmore	1956-57	270	616	.438
2. Jeff Malone	1982-83	323	608	.531
3. Rickey Brown	1979-80	231	471	.490
4. Jerry Jenkins	1974-75	227	469	.484
5. Jim Ashmore	1954-55	193	465	.415
6. Bailey Howell	1958-59	231	464	.498
7. Jim Ashmore	1955-56	186	455	.409
8. Dave Williams	1965-66	212	453	.468
9. Jeff Malone	1980-81	219	447	.490
10. Rickey Brown	1976-77	225	443	.508

## Field Goal Pct. (Min. 125 FGA)

Name	Season	FGM	FGA	Pct
1. Cameron Burns	1988-89	167	249	.671
2. Bill Singletary	1973-74	125	188	.665
3. Wiley Peck	1978-79	154	239	.644
4. Erick Dampier	1994-95	153	239	.640
5. Tony Robinson	1984-85	104	167	.623
6. Ervin Dillon	1984-85	85	140	.607
7. Larry Fry	1973-74	141	233	.605
8. Butch Pierre	1981-82	80	133	.602
9. Robert Jackson	1999-00	133	222	.599
10. Bubba Wilson	1993-94	76	127	.598

## GAME HIGHS

### Field Goals Made

Name (Opponent, Date)	FGM
1. Rickey Brown vs. Auburn (3-7-77) .....	18
2. Raymond Brown vs. Florida (3-2-85) .....	16
Jeff Malone at Auburn (1-3-83) .....	16
Ray White vs. Indiana State (12-1-75) .....	16
Jerry Jenkins vs. Arkansas (12-4-74) .....	16
Rich Knarr at Texas (12-3-73) .....	16
Bailey Howell at Miss. College (12-8-56) .....	16
8. Jeff Malone vs. Alabama (1-31-83) .....	15
Jeff Malone vs. LSU (1-24-83) .....	15
Jeff Malone vs. Mississippi (1-22-83) .....	15
Jeff Malone vs. Vanderbilt (1-8-83) .....	15
Jeff Malone vs. Vanderbilt (1-2-82) .....	15
Rich Knarr at Auburn (1-20-75) .....	15
Bailey Howell at Florida (2-14-59) .....	15
Bailey Howell vs. Union (12-4-58) .....	15
Bailey Howell vs. LSU (2-22-58) .....	15
Bailey Howell vs. Southwestern (12-7-57) .....	15
Jim Ashmore at Memphis State (1-26-57) .....	15
Jim Ashmore vs. Mississippi (1-19-57) .....	15
Jim Ashmore at Alabama (1-7-57) .....	15
Jim Ashmore vs. Arkansas State (1-21-56) .....	15
Herb Hargett at Auburn (2-24-51) .....	15

### Field Goals Attempted

Name (Opponent, Date)	FGA
1. Dave Williams vs. Auburn (1-3-66) .....	33
Jim Ashmore vs. Mississippi (1-19-57) .....	33
Gerald Caveness vs. Tennessee (2-13-54) .....	33
4. Rickey Brown vs. Georgia (2-19-77) .....	31
Jim Ashmore vs. Tennessee (2-9-57) .....	31
6. Bailey Howell vs. Murray State (1-24-59) .....	30
Jim Ashmore at Alabama (1-7-57) .....	30
Jim Ashmore at Murray State (12-31-56) .....	30
9. Jim Ashmore at LSU (2-22-57) .....	29
Jim Ashmore at Tampa (2-15-57) .....	29
11. Jeff Malone vs. Vanderbilt (1-8-83) .....	28
Jeff Malone at Auburn (1-3-83) .....	28
Rickey Brown at Kentucky (2-20-80) .....	28
Jerry Jenkins vs. Florida (2-3-75) .....	28
Jim Ashmore at Mississippi (2-28-57) .....	28
Jim Ashmore at Memphis State (1-26-57) .....	28
Jim Ashmore vs. Howard College (12-11-54) .....	28

## YEARLY LEADERS

### Field Goal Percentage

Year	Name	FGM	FGA	Pct
1954	Harold Blalock .....	76	198	.384
1955	Jim Ashmore .....	193	465	.415
1956	Jim Ashmore .....	186	455	.409
1957	Bailey Howell .....	217	382	#.568
1958	Bailey Howell .....	226	439	.515
1959	Bailey Howell .....	231	464	.498
1960	Dave Glasgow .....	96	185	.519
1961	Jerry Graves .....	158	293	.539
1962	Doug Hutton .....	91	189	.481
1963	Joe Dan Gold .....	143	284	.504
1964	Aubrey Nichols .....	96	208	.462
1965	Gary Washington .....	110	216	.509
1966	John Sapen .....	100	213	.469
1967	Tom Payne .....	69	134	.515
1968	Tom Payne .....	142	302	.470
1969	Randy Hodges .....	81	175	.463
1970	John Guyton .....	150	312	.481
1971	Donnie Black .....	66	138	.478
1972	Jeff Watkins .....	106	189	.561
1973	Larry Fry .....	123	236	.521
1974	Bill Singletary .....	125	188	*.665
1975	Larry Fry .....	167	292	.572
1976	Wiley Peck .....	83	154	.539
1977	Wiley Peck .....	104	195	.533
1978	Wiley Peck .....	98	171	.573
1979	Wiley Peck .....	154	239	*.644
1980	Greg Grim .....	171	330	.518
1981	Ron White .....	80	147	.544
1982	Butch Pierre .....	80	133	.602
1983	Terry Lewis .....	180	333	.541
1984	Tony Robinson .....	57	102	.559
1985	Tony Robinson .....	104	167	.623
1986	Raymond Brown .....	158	289	.547
1987	Robert Woodard .....	65	124	.524
1988	Carl Nichols .....	99	186	.532
1989	Cameron Burns .....	167	249	.671
1990	Cameron Burns .....	207	347	*.597
1991	Greg Carter .....	170	301	.565
1992	Eric Stevens .....	105	198	.530
1993	Johnny Walker .....	117	235	.498
1994	Bubba Wilson .....	76	127	.598
1995	Erick Dampier .....	153	239	*.640
1996	Erick Dampier .....	195	354	.551
1997	Trey Moore .....	132	275	.480
1998	Tyrone Washington .....	147	277	*.531
1999	Oral Roberts .....	92	171	.538
2000	Robert Jackson .....	133	222	.599
2001	Robert Jackson .....	114	209	.545
2002	Mario Austin .....	209	375	.557
2003	Mario Austin .....	149	279	.534
2004	Marcus Campbell .....	76	136	.559
2005	Marcus Campbell .....	82	158	.519
2006	Charles Rhodes .....	154	273	.564

# - Led NCAA

\* - Led Southeastern Conference



# THREE-POINT FIELD GOAL RECORDS



## CAREER LEADERS

### 3-Point Field Goals Made

Name	Seasons	G	FGM	FGA
1. Darryl Wilson	1994-96	93	258	645
2. Timmy Bowers	2001-04	116	197	533
3. Tony Watts	1989-92	113	166	449
4. Marcus Grant	1992-95	105	164	461
5. Bart Hyche	1996-99	119	161	483
6. Winsome Frazier	2002-05	106	160	462
7. Tang Hamilton	1998-01	123	132	408
8. Antonio Jackson	2000-01	61	124	351
9. Doug Hartsfield	1988-91	114	111	299
10. Marckell Patterson	1999-02	122	101	298

### 3-Pt. Field Goals Attempted

Name	Seasons	G	FGM	FGA
1. Darryl Wilson	1994-96	93	258	645
2. Timmy Bowers	2001-04	116	197	533
3. Bart Hyche	1996-99	119	161	483
4. Winsome Frazier	2002-05	106	160	462
5. Marcus Grant	1992-95	105	164	461
6. Tony Watts	1989-92	113	166	449
7. Tang Hamilton	1998-01	123	132	408
8. Antonio Jackson	2000-01	61	124	351
9. Doug Hartsfield	1988-91	114	111	299
10. Marckell Patterson	1999-02	122	101	298

### 3-Point FG Pct. (Min. 100 FGA)

Name	Seasons	FGM	FGA	Pct
1. Shane Power	2004-05	95	228	.417
2. Reginald Delk	2006	59	144	.410
3. Marcus Bullard	1995-96	99	243	.407
4. Darryl Wilson	1994-96	258	645	.400
5. Orien Watson	1991-93	71	187	.380
6. Brad Smith	1990-92	62	166	.374
7. Doug Hartsfield	1988-91	111	299	.371
8. Tony Watts	1989-92	166	449	.370
9. Timmy Bowers	2001-04	197	533	.370
10. Todd Myles	1998-00	42	115	.365

## YEARLY LEADERS

### 3-Pt. Field Goal Percentage

Year	Name	FGM	FGA	Pct
1987	Hubert Henderson	27	79	.342
1988	Doug Hartsfield	27	62	.436
1989	Tony Watts	30	77	.390
1990	Doug Hartsfield	42	98	.429
1991	Brad Smith	30	75	.400
1992	Tony Watts	61	142	.430
1993	Marcus Grant	51	119	.429
1994	Darryl Wilson	67	181	.370
1995	Darryl Wilson	94	227	.414
1996	Darryl Wilson	97	237	.409
1997	Bart Hyche	75	205	.366
1998	Detrick White	37	113	.327
1999	Detrick White	58	176	.330
2000	Antonio Jackson	65	169	.385
2001	Marckell Patterson	42	113	.372
2002	Timmy Bowers	50	136	.368
2003	Timmy Bowers	70	170	.412
2004	Shane Power	38	79	.481
2005	Shane Power	57	149	.383
2006	Reginald Delk	59	144	.410

## GAME HIGHS

### 3-Point Field Goals Made

Name (Opponent, Date)	FGM
1. Winsome Frazier vs. UMKC (11-23-04) . . . . .	8
Marckell Patterson vs. Florida (1-10-01) . . . . .	8
Antonio Jackson at California (11-13-00) . . . . .	8
Darryl Wilson vs. Alabama (3-4-95) . . . . .	8
5. Reginald Delk at Arkansas (3-1-06) . . . . .	7
Antonio Jackson vs. Alabama (3-4-00) . . . . .	7
Darryl Wilson vs. UConn-NCAA (3-22-96) . . . . .	7
8. Jamall Edmondson vs. UNO (11-30-05) . . . . .	6
Winsome Frazier vs. Stanford-NCAA (3-18-05) . . . . .	6
Winsome Frazier vs. Auburn (3-2-04) . . . . .	6
Timmy Bowers vs. Kentucky (1-13-04) . . . . .	6
Winsome Frazier at Western Ky. (11-29-03) . . . . .	6
Timmy Bowers vs. LSU (3-15-03) . . . . .	6
Timmy Bowers at Arkansas (3-1-03) . . . . .	6
Antonio Jackson vs. South Carolina (3-3-01) . . . . .	6
Bart Hyche at Auburn (2-5-97) . . . . .	6
Bart Hyche at LSU (1-29-97) . . . . .	6
Bart Hyche vs. Old Dominion (12-19-96) . . . . .	6
Darryl Wilson vs. Syracuse-NCAA (3-30-96) . . . . .	6
Marcus Grant at Kentucky (2-14-95) . . . . .	6
Darryl Wilson vs. Arkansas (2-4-95) . . . . .	6
Darryl Wilson vs. Mississippi (1-14-95) . . . . .	6
Darryl Wilson vs. Kentucky (1-22-94) . . . . .	6
Orien Watson at Mo.-Kansas City (2-23-93) . . . . .	6
Marcus Grant at Tennessee (1-16-93) . . . . .	6
Brad Smith at Tennessee (1-6-90) . . . . .	6

### 3-Pt. Field Goals Attempted

Name (Opponent, Date)	FGA
1. Darryl Wilson vs. Alabama (3-4-95) . . . . .	17
2. Winsome Frazier vs. UMKC (11-23-04) . . . . .	15
3. Darryl Wilson vs. UCLA-NCAA (3-23-95) . . . . .	14
4. Timmy Bowers vs. Kentucky (1-13-04) . . . . .	13
Antonio Jackson at California (11-13-00) . . . . .	13
Darryl Wilson vs. Syracuse-NCAA (3-30-96) . . . . .	13
7. Jamall Edmondson vs. Kentucky (2-1-06) . . . . .	12
Jamall Edmondson vs. Troy (12-10-05) . . . . .	12
Bart Hyche at Arkansas (1-21-97) . . . . .	12
Darryl Wilson vs. Georgia (1-31-96) . . . . .	12
Darryl Wilson at Arkansas (3-5-94) . . . . .	12
Darryl Wilson vs. Villanova (12-28-93) . . . . .	12
Tony Watts at Mississippi (2-22-92) . . . . .	12
Brad Smith vs. UT-Chattanooga (11-22-91) . . . . .	12
15. Shane Power vs. Alabama (3-5-05) . . . . .	11
Winsome Frazier vs. Nicholls State (11-21-04) . . . . .	11
Winsome Frazier vs. Auburn (3-2-04) . . . . .	11
Antonio Jackson vs. LSU (1-24-01) . . . . .	11
Marckell Patterson vs. Florida (1-10-01) . . . . .	11
Antonio Jackson vs. Western Ky. (12-4-99) . . . . .	11
Detrick White at LSU (2-24-99) . . . . .	11
Bart Hyche at Alabama (1-3-98) . . . . .	11
Bart Hyche vs. Vanderbilt (3-6-97) . . . . .	11
Bart Hyche at LSU (1-29-97) . . . . .	11
Bart Hyche vs. Old Dominion (12-19-96) . . . . .	11
Darryl Wilson vs. UConn-NCAA (3-22-96) . . . . .	11
Marcus Bullard vs. Georgia (1-31-96) . . . . .	11
Darryl Wilson vs. Arkansas (2-4-95) . . . . .	11
Darryl Wilson vs. Florida (2-1-95) . . . . .	11
Darryl Wilson vs. Kentucky (1-22-94) . . . . .	11
Darryl Wilson vs. Southeastern La. (12-11-93) . . . . .	11
Marcus Grant at Tennessee (1-16-93) . . . . .	11

## SEASON BESTS

### 3-Point Field Goals Made

Name	Season	FGM	FGA	Pct
1. Darryl Wilson	1995-96	97	237	.409
2. Darryl Wilson	1994-95	94	227	.414
3. Bart Hyche	1996-97	75	205	.366
4. Timmy Bowers	2003-04	71	202	.351
5. Timmy Bowers	2002-03	70	170	.412
Marcus Bullard	1995-96	70	172	.407
7. Darryl Wilson	1993-94	67	181	.370
8. Antonio Jackson	1999-00	65	169	.385
9. Marcus Grant	1994-95	63	172	.366
10. Winsome Frazier	2003-04	62	184	.337

### 3-Pt. Field Goals Attempted

Name	Season	FGM	FGA	Pct
1. Darryl Wilson	1995-96	97	237	.409
2. Darryl Wilson	1994-95	94	227	.414
3. Bart Hyche	1996-97	75	205	.366
4. Timmy Bowers	2003-04	71	202	.351
5. Winsome Frazier	2003-04	62	184	.337
6. Antonio Jackson	2000-01	59	182	.324
7. Darryl Wilson	1993-94	67	181	.370
8. Detrick White	1998-99	58	176	.330
9. Marcus Bullard	1995-96	70	172	.407
Marcus Grant	1994-95	63	172	.366

### 3-Point FG Pct. (Min. 60 FGA)

Name	Season	FGM	FGA	Pct
1. Shane Power	2003-04	38	79	.481
2. Doug Hartsfield	1987-88	27	62	.436
3. Tony Watts	1991-92	61	142	.430
4. Marcus Grant	1992-93	51	119	.429
Doug Hartsfield	1989-90	42	98	.429
6. Orien Watson	1992-93	43	102	.422
7. Darryl Wilson	1994-95	94	227	.414
8. Timmy Bowers	2002-03	70	170	.412
9. Reginald Delk	2005-06	59	144	.410
10. Darryl Wilson	1995-96	97	237	.409



Darryl Wilson ranks among the SEC's all-time leaders with 258 career 3-pointers.



# FREE THROW RECORDS

## CAREER LEADERS

### Free Throws Made

Name	Seasons	G	FTM	FTA
1. Bailey Howell	1957-59	75	682	892
2. Jim Ashmore	1954-57	93	506	683
3. Jerry Graves	1959-61	74	467	587
4. Darryl Wilson	1994-96	93	439	541
5. Cameron Burns	1989-91	87	334	534
6. Lawrence Roberts	2004-05	62	332	515
7. Jeff Malone	1980-83	110	330	408
8. Jerry Jenkins	1973-75	78	297	368
9. Red Stroud	1961-63	74	296	359
10. Rickey Brown	1977-80	107	290	421

### Free Throws Attempted

Name	Seasons	G	FTM	FTA
1. Bailey Howell	1957-59	75	682	892
2. Jim Ashmore	1954-57	93	506	683
3. Jerry Graves	1959-61	74	467	587
4. Darryl Wilson	1994-96	93	439	541
5. Cameron Burns	1989-91	87	334	534
6. Lawrence Roberts	2004-05	62	332	515
7. Erick Dampier	1994-96	93	269	475
8. Wiley Peck	1976-79	107	258	456
9. Mario Austin	2001-03	91	279	423
10. Rickey Brown	1977-80	107	290	421

### Free Throw Pct. (Min. 150 FTA)

Name	Seasons	FTM	FTA	Pct
1. Paul Smith	1964-66	133	154	.864
2. Rich Knarr	1973-76	221	261	.847
3. Donnie Black	1969-71	163	194	.840
4. Red Stroud	1961-63	296	359	.825
5. Darryl Wilson	1994-96	439	541	.812
6. Jeff Malone	1980-83	330	408	.809
7. Tony Watts	1989-92	203	251	.809
8. Jack Bouldin	1970-72	235	291	.808
9. Jerry Jenkins	1973-75	297	368	.807
10. M. Washington	1967-69	234	294	.796

## SEASON BESTS

### Free Throws Made

Name	Season	FTM	FTA	Pct
1. Bailey Howell	1957-58	243	315	.771
2. Bailey Howell	1958-59	226	292	.774
3. Jerry Graves	1960-61	216	270	.800
4. Bailey Howell	1956-57	213	285	.747
5. Lawrence Roberts	2004-05	188	288	.653
6. Jerry Graves	1959-60	173	216	.801
7. Jim Ashmore	1956-57	168	237	.709
8. Jim Ashmore	1955-56	164	214	.766
9. Darryl Wilson	1995-96	160	201	.796
10. Coyte Vance	1951-52	147	231	.636

### Free Throws Attempted

Name	Season	FTM	FTA	Pct
1. Bailey Howell	1957-58	243	315	.771
2. Bailey Howell	1958-59	226	292	.774
3. Lawrence Roberts	2004-05	188	288	.653
4. Bailey Howell	1956-57	213	285	.747
5. Jerry Graves	1960-61	216	270	.800
6. Jim Ashmore	1956-57	168	237	.709
7. Coyte Vance	1951-52	147	231	.636
8. Lawrence Roberts	2003-04	144	227	.634
9. Mario Austin	2001-02	146	222	.658
10. Jerry Graves	1959-60	173	216	.801

## Free Throw Pct. (Min. 45 FTA)

Name	Season	FTM	FTA	Pct
1. Paul Smith	1964-65	51	55	.927
2. Rich Knarr	1975-76	50	56	.893
3. Rich Knarr	1973-74	48	55	.873
4. Red Stroud	1962-63	120	138	.870
5. Jack Bouldin	1969-70	66	76	.868
6. M. Washington	1967-68	96	113	.850
7. Tony Watts	1991-92	78	92	.848
8. Red Stroud	1961-62	116	137	.847
9. Paul Smith	1965-66	38	45	.844
10. Rich Knarr	1972-73	97	115	.843

## GAME HIGHS

### Free Throws Made

Name (Opponent, Date)	FTM
1. Jerry Graves vs. Vanderbilt (1-14-61) . . . . .	21
2. Jerry Graves vs. Spring Hill (12-13-60) . . . . .	20
3. Bailey Howell vs. Murray State (12-19-57) . . . . .	19
Bailey Howell at Florida (2-16-57) . . . . .	19
5. Rich Knarr vs. Auburn (2-19-73) . . . . .	18
Jim Ashmore at Mississippi (1-30-56) . . . . .	18
7. Jerry Graves vs. Florida (2-15-60) . . . . .	17
Bailey Howell vs. Georgia Tech (1-10-59) . . . . .	17
Bailey Howell vs. Union (12-4-58) . . . . .	17
Jim Ashmore at Memphis State (1-27-56) . . . . .	17
11. Jerry Graves at Georgia (2-20-61) . . . . .	16
Bailey Howell at Tulane (2-3-58) . . . . .	16
Jim Ashmore at LSU (2-22-57) . . . . .	16
14. Bailey Howell vs. LSU (2-22-58) . . . . .	15
Jim Ashmore vs. Mississippi (1-19-57) . . . . .	15
Coyte Vance vs. Alabama (2-16-52) . . . . .	15
17. Lawrence Roberts vs. Mississippi (2-7-04) . . . . .	14
Chuck Evans vs. Kentucky (2-19-92) . . . . .	14
Eric Stevens at Austin Peay State (1-22-92) . . . . .	14
M. Washington vs. Memphis State (12-11-67) . . . . .	14
Red Stroud vs. LSU (2-2-63) . . . . .	14
Jerry Graves vs. Tennessee (2-11-61) . . . . .	14
Bailey Howell at Tulane (2-23-59) . . . . .	14
Bailey Howell at Auburn (1-5-57) . . . . .	14

### Free Throws Attempted

Name (Opponent, Date)	FTA
1. Jerry Graves vs. Vanderbilt (1-14-61) . . . . .	27
2. Jim Ashmore at Mississippi (1-30-56) . . . . .	25
3. Jerry Graves vs. Spring Hill (12-13-60) . . . . .	24
4. Bailey Howell at Florida (2-16-57) . . . . .	23
5. Jim Ashmore at LSU (2-22-57) . . . . .	22
Jim Ashmore at Memphis State (1-27-56) . . . . .	22
7. Jerry Graves at Georgia (2-20-61) . . . . .	21
Bailey Howell vs. Murray State (12-19-57) . . . . .	21
9. Bailey Howell vs. Georgia Tech (1-10-59) . . . . .	20
Bailey Howell vs. Union (12-4-58) . . . . .	20
Bailey Howell vs. LSU (2-22-58) . . . . .	20
Bailey Howell at Auburn (1-5-57) . . . . .	20
13. Carl Nichols vs. Southeastern La. (12-1-88) . . . . .	19
Rich Knarr vs. Auburn (2-19-73) . . . . .	19
Wayne Lemon vs. LSU (2-25-56) . . . . .	19
Coyte Vance at Vanderbilt (2-9-52) . . . . .	19

## YEARLY LEADERS

### Free Throw Percentage

Year	Name	FTM	FTA	Pct
1948	Alton Watts . . . . .	18	29	.621
1949	Alton Watts . . . . .	24	28	.857
1950	Herb Hargett . . . . .	32	45	.711
1951	Herb Hargett . . . . .	71	88	.807
1952	James Burrow . . . . .	46	62	.742
1953	Gerald Caveness . . . . .	77	111	.694
1954	Jim Ashmore . . . . .	47	67	.701
1955	Jim Ashmore . . . . .	127	165	.770
1956	Jim Ashmore . . . . .	164	214	.766
1957	Bailey Howell . . . . .	213	285	.747
1958	Bailey Howell . . . . .	243	315	.771
1959	Charles Hull . . . . .	47	59	.797
1960	Jerry Graves . . . . .	173	216	.801
1961	Jerry Graves . . . . .	216	270	.800
1962	Red Stroud . . . . .	116	137	.847
1963	Red Stroud . . . . .	120	138	.870
1964	Paul Smith . . . . .	44	54	.815
1965	Paul Smith . . . . .	51	55	*.927
1966	Paul Smith . . . . .	38	45	.844
1967	Tom Payne . . . . .	65	87	.747
1968	Manuel Washington . . . . .	96	113	.850
1969	Donnie Black . . . . .	43	52	.827
1970	Jack Bouldin . . . . .	66	76	.868
1971	Jack Bouldin . . . . .	97	117	.829
1972	Jeff Watkins . . . . .	114	149	.765
1973	Rich Knarr . . . . .	97	115	.843
1974	Rich Knarr . . . . .	48	55	.873
1975	Jerry Jenkins . . . . .	121	146	.829
1976	Rich Knarr . . . . .	50	56	.893
1977	Gary Hooker . . . . .	108	134	.806
1978	Ray White . . . . .	76	106	.717
1979	Greg Grim . . . . .	41	51	.804
1980	Jeff Malone . . . . .	42	51	.824
1981	Jeff Malone . . . . .	105	128	.820
1982	Jeff Malone . . . . .	52	70	.743
1983	Jeff Malone . . . . .	131	159	.824
1984	Kelvin Hildreth . . . . .	137	171	.801
1985	Jeff Norwood . . . . .	49	62	.790
1986	Greg Lockhart . . . . .	50	61	.820
1987	Anthony Blakley . . . . .	62	77	.805
1988	Greg Lockhart . . . . .	70	96	.729
1989	Reginald Boykin . . . . .	33	40	.825
1990	Greg Carter . . . . .	92	111	.829
1991	Tony Watts . . . . .	44	54	.815
1992	Tony Watts . . . . .	78	92	*.848
1993	Chuck Evans . . . . .	96	119	.807
1994	Darryl Wilson . . . . .	138	171	.807
1995	Darryl Wilson . . . . .	141	169	.834
1996	Darryl Wilson . . . . .	160	201	*.796
1997	Bart Hyche . . . . .	70	89	.787
1998	Trey Moore . . . . .	49	66	.742
1999	Bart Hyche . . . . .	37	47	.787
2000	Antonio Jackson . . . . .	38	50	.760
2001	Marckell Patterson . . . . .	82	103	.796
2002	Marckell Patterson . . . . .	109	140	.779
2003	Timmy Bowers . . . . .	60	80	.750
2004	Winsome Frazier . . . . .	68	86	.791
2005	Winsome Frazier . . . . .	48	64	.750
2006	Jamall Edmondson . . . . .	48	67	.716

\* - Led Southeastern Conference

# REBOUNDING RECORDS



## CAREER LEADERS

### Rebounds

Name	Seasons	G	Rebs	Avg
1. Bailey Howell	1957-59	75	1277	17.0
2. Rickey Brown	1977-80	107	1092	10.2
3. Wiley Peck	1976-79	107	964	9.0
4. Erick Dampier	1994-96	93	859	9.2
5. Tyrone Washington	1996-99	123	847	6.9
6. Kalpatrick Wells	1980-83	110	830	7.5
7. Dave Williams	1966-68	76	772	10.2
8. Jack Houston	1952-55	76	753	9.9
9. Jerry Graves	1959-61	74	713	9.6
10. Leland Mitchell	1961-63	78	705	9.0
11. Tang Hamilton	1998-01	123	677	5.5
12. Charles Hull	1958-60	75	661	8.8
13. Lawrence Roberts	2004-05	62	654	10.5
14. Larry Fry	1973-75	78	628	8.1
15. Greg Carter	1988-91	114	611	5.4
16. Joe Dan Gold	1961-63	77	600	7.8
17. Terry Kusnierz	1972-74	76	592	7.8
18. Cameron Burns	1989-91	87	571	6.6
19. Mario Austin	2001-03	91	570	6.3
20. Gary Hooker	1976-78	80	564	7.1

### Rebound Avg. (Min. 500 Rebs)

Name	Seasons	G	Rebs	Avg
1. Bailey Howell	1957-59	75	1277	17.0
2. Wayne Lemon	1956-57	46	508	11.0
3. Lawrence Roberts	2004-05	62	654	10.5
4. Rickey Brown	1977-80	107	1092	10.2
5. Dave Williams	1966-68	76	772	10.2
6. Jack Houston	1952-55	76	753	9.9
7. Jerry Graves	1959-61	74	713	9.6
8. Erick Dampier	1994-96	93	859	9.2
9. Leland Mitchell	1961-63	78	705	9.0
10. Wiley Peck	1976-79	107	964	9.0

## SEASON BESTS

### Rebounds

Name	Season	G	Rebs	Avg
1. Bailey Howell	1956-57	25	492	19.7
2. Bailey Howell	1957-58	25	406	16.2
3. Rickey Brown	1979-80	27	389	14.4
4. Bailey Howell	1958-59	25	379	15.2
5. Lawrence Roberts	2004-05	32	351	11.0
6. Erick Dampier	1995-96	34	317	9.3
Wiley Peck	1978-79	28	317	11.3
8. Terry Kusnierz	1971-72	26	311	12.0
9. Lawrence Roberts	2003-04	30	303	10.1
10. Rickey Brown	1976-77	27	292	10.8

### Rebounding Average

Name	Season	G	Rebs	Avg
1. Bailey Howell	1956-57	25	492	19.7
2. Bailey Howell	1957-58	25	406	16.2
3. Bailey Howell	1958-59	25	379	15.2
4. Rickey Brown	1979-80	27	389	14.4
5. Terry Kusnierz	1971-72	26	311	12.0
6. Jack Houston	1953-54	21	248	11.8
7. Jack Houston	1954-55	23	270	11.7
8. Wiley Peck	1978-79	28	317	11.3
9. Wayne Lemon	1956-57	22	245	11.1
10. Lawrence Roberts	2004-05	32	351	11.0

## GAME HIGHS

### Rebounds

Name (Opponent, Date)	Rebs
1. Bailey Howell vs. LSU (2-1-57) . . . . .	34
2. Bailey Howell vs. Southwestern (12-7-57) . . . . .	31
Bailey Howell vs. Memphis State (12-5-56) . . . . .	31
4. Bailey Howell vs. Georgia Tech (1-12-57) . . . . .	26
5. Bailey Howell vs. Southeastern La. (1-27-58) . . . . .	25
Bailey Howell at Tampa (2-15-57) . . . . .	25
7. Wiley Peck vs. Alabama (1-27-79) . . . . .	24
Wiley Peck at Memphis State (12-7-78) . . . . .	24
Terry Kusnierz vs. Arkansas (1-4-72) . . . . .	24
Bailey Howell at Tulane (2-23-59) . . . . .	24
Bailey Howell at Mississippi (2-28-57) . . . . .	24
12. Rickey Brown vs. Vanderbilt (12-6-79) . . . . .	23
Larry Fry at LSU (1-13-75) . . . . .	23
Jerry Graves vs. Southeastern La. (12-5-59) . . . . .	23
Jack Houston vs. Florida State (12-4-53) . . . . .	23
16. Wiley Peck vs. LSU (1-12-77) . . . . .	22
Dave Williams vs. LSU (2-19-68) . . . . .	22
Bailey Howell vs. Tulane (2-2-57) . . . . .	22
Bailey Howell vs. Miss. College (12-15-56) . . . . .	22
Jack Houston vs. Vanderbilt (1-15-55) . . . . .	22
21. Wesley Morgan vs. Southeastern La. (11-28-05) . . . . .	21
Lawrence Roberts at Alabama (3-6-04) . . . . .	21
Rickey Brown at Florida (12-15-79) . . . . .	21
Bailey Howell vs. Murray State (1-24-59) . . . . .	21
Wayne Lemon vs. LSU (2-25-56) . . . . .	21
26. Lawrence Roberts vs. J'ville State (12-22-04) . . . . .	20
Dave Williams vs. Mississippi (3-3-68) . . . . .	20
Bailey Howell at Florida (2-14-59) . . . . .	20
Charles Hull vs. Georgia (2-17-58) . . . . .	20
Bailey Howell vs. Kentucky (2-11-57) . . . . .	20
Bailey Howell vs. Tennessee (2-9-57) . . . . .	20
Bailey Howell vs. Mississippi (1-19-57) . . . . .	20
Bailey Howell vs. Arkansas State (12-17-56) . . . . .	20

## YEARLY LEADERS

### Rebounding Average

Year	Name	G	Rebs	Avg
1954	Jack Houston	21	248	11.8
1955	Jack Houston	23	270	11.7
1956	Wayne Lemon	24	263	11.0
1957	Bailey Howell	25	492	*19.7
1958	Bailey Howell	25	406	16.2
1959	Bailey Howell	25	379	15.2
1960	Jerry Graves	25	261	10.4
1961	Jerry Graves	25	257	10.3
1962	Leland Mitchell	25	222	8.9
1963	Leland Mitchell	28	273	9.8
1964	Stan Brinker	23	206	9.0
1965	Richie Williams	26	151	5.8
1966	Dave Williams	25	256	10.2
1967	Dave Williams	25	247	9.9
1968	Dave Williams	26	269	10.3
1969	John Guyton	25	180	7.2
1970	Jim Martin	24	220	9.2
1971	Malcolm Wesson	25	184	7.4
1972	Terry Kusnierz	26	311	12.0
1973	Larry Fry	26	200	7.7
1974	Bill Singletary	26	227	8.7
1975	Taylor Williams	26	244	9.4
1976	Taylor Williams	23	181	7.9
1977	Rickey Brown	27	292	10.8
1978	Wiley Peck	27	228	8.4
1979	Wiley Peck	28	317	*11.3
1980	Rickey Brown	27	389	*14.4
1981	Kalpatrick Wells	27	245	9.1
1982	Kalpatrick Wells	27	179	6.6
1983	Kalpatrick Wells	29	197	6.8
1984	Kelvin Hildreth	28	171	6.1
1985	Raymond Brown	28	140	5.0
1986	Chauncey Robinson	30	210	7.0
1987	Hubert Henderson	28	256	9.1
1988	Carl Nichols	29	182	6.6
1989	Cameron Burns	28	176	6.3
1990	Cameron Burns	30	219	7.3
1991	Greg Carter	29	226	7.8
1992	Johnny Walker	28	254	9.1
1993	Johnny Walker	29	218	7.5
1994	Erick Dampier	29	251	8.7
1995	Erick Dampier	30	291	9.7
1996	Erick Dampier	34	317	9.3
1997	Tyrone Washington	30	237	7.9
1998	Tyrone Washington	29	269	9.3
1999	Tyrone Washington	33	277	8.4
2000	Robert Jackson	28	197	7.0
2001	Robert Jackson	25	183	7.3
2002	Mario Austin	35	266	7.6
2003	Mario Austin	25	192	7.7
2004	Lawrence Roberts	30	303	10.1
2005	Lawrence Roberts	32	351	*11.0
2006	Charles Rhodes	29	207	7.1

\* - Led Southeastern Conference



Bailey Howell averaged an amazing 17.0 rebounds per game during his MSU career to rank second on the SEC's all-time career list.



# ASSISTS/BLOCKS/STEALS RECORDS

## ASSISTS

### Career Leaders

Name	Seasons	G	Ast	Avg
1. Derrick Zimmerman	2000-03	127	514	4.0
2. Al Perry	1975-78	102	510	5.0
3. Chuck Evans	1992-93	57	454	8.0
4. Doug Hartsfield	1988-91	114	413	3.6
5. Jack Bouldin	1970-72	75	357	4.8
6. Detrick White	1998-99	63	351	5.6
7. Butch Pierre	1981-84	105	342	3.3
8. Rich Knarr	1973-76	97	326	3.4
9. Ray White	1976-79	100	314	3.1
10. Timmy Bowers	2001-04	116	301	2.6

### Season Bests

Name	Season	G	Ast	Avg
1. Chuck Evans	1992-93	29	235	8.1
2. Chuck Evans	1991-92	28	219	7.8
3. Derrick Zimmerman	2001-02	35	210	6.0
4. Al Perry	1975-76	26	207	8.0
5. Al Perry	1976-77	27	199	7.4
6. Detrick White	1998-99	33	185	5.6
7. Marcus Bullard	1995-96	34	175	5.2
8. Derrick Zimmerman	2002-03	31	172	5.5
9. Detrick White	1997-98	30	166	5.5
10. Gary Ervin	2004-05	34	160	4.7

### Game Highs

Name (Opponent, Date)	Ast
1. Chuck Evans at UMKC (2-23-93)	16
2. Al Perry vs. Vanderbilt (1-29-77)	15
3. Gary Ervin vs. Florida A&M (12-20-04)	14
Chuck Evans vs. South Carolina (2-13-93)	14
Chuck Evans vs. Arkansas (1-27-93)	14
6. Chuck Evans at Auburn (2-17-93)	13
Chuck Evans at Arkansas (1-15-92)	13
Al Perry vs. Texas (12-11-76)	13
Al Perry vs. Auburn (2-9-76)	13
Al Perry vs. Missouri Western (1-27-76)	13

### Yearly Leaders

Year	Name	G	Ast	Avg
1975	Jeff Stroman	23	79	3.4
1976	Al Perry	26	207	*8.0
1977	Al Perry	27	199	7.4
1978	Ray White	26	91	3.5
1979	Tom Schubert	25	107	4.3
1980	Greg Grim	27	79	2.9
1981	Terry Lewis	27	92	3.4
1982	Butch Pierre	27	104	3.9
1983	Butch Pierre	24	108	4.5
1984	Ken Harvey	28	86	3.1
1985	Jeff Norwood	28	125	4.5
1986	Tracy Taylor	23	105	4.6
1987	Tracy Taylor	27	92	3.4
1988	Greg Lockhart	29	82	2.9
1989	Greg Lockhart	28	109	3.9
1990	Doug Hartsfield	30	158	5.3
1991	Doug Hartsfield	29	126	4.4
1992	Chuck Evans	28	219	*7.8
1993	Chuck Evans	29	235	*8.1
1994	T.J. Honore	29	127	4.4
1995	T.J. Honore	30	115	3.8
1996	Marcus Bullard	34	175	5.2
1997	Trey Moore	30	136	4.5
1998	Detrick White	30	166	*5.5
1999	Detrick White	33	185	*5.6
2000	Todd Myles	27	120	4.4
2001	Antonio Jackson	31	98	3.2
2002	Derrick Zimmerman	35	210	*6.0
2003	Derrick Zimmerman	31	172	*5.5
2004	Timmy Bowers	30	145	4.8
2005	Gary Ervin	34	160	4.7
2006	Jamont Gordon	30	129	4.3

## BLOCKED SHOTS

### Career Leaders

Name	Seasons	G	BS	Avg
1. Erick Dampier	1994-96	93	249	2.7
2. Tyrone Washington	1996-99	123	198	1.6
3. Kalpatrick Wells	1980-83	110	183	1.7
4. Rickey Brown	1977-80	107	163	1.5
5. Wiley Peck	1976-79	107	117	1.1
6. Derrick Zimmerman	2000-03	127	89	0.7
7. Marcus Campbell	2002-05	122	87	0.7
8. Marcus Grant	1992-95	105	72	0.7
9. Gary Hooker	1976-78	80	65	0.8
10. Branden Vincent	2003-04	61	59	1.0

### Season Bests

Name	Season	G	BS	Avg
1. Erick Dampier	1995-96	34	106	3.1
2. Erick Dampier	1994-95	30	78	2.6
3. Tyrone Washington	1998-99	33	65	2.0
Erick Dampier	1993-94	29	65	2.2
5. Kalpatrick Wells	1982-83	29	63	2.2
6. Tyrone Washington	1997-98	29	61	2.1
7. Tyrone Washington	1996-97	30	59	2.0
8. Rickey Brown	1976-77	27	58	2.1
9. Kalpatrick Wells	1979-80	27	51	1.9
10. Branden Vincent	2003-04	30	40	1.3

### Game Highs

Name (Opponent, Date)	BS
1. Tyrone Washington at ODU (12-18-97)	8
Erick Dampier vs. BYU (12-2-95)	8
Erick Dampier vs. Utah-NCAA (3-19-95)	8
Kalpatrick Wells vs. Vanderbilt-SEC (3-11-83)	8
5. Marcus Campbell vs. Florida (2-1-05)	7
Tyrone Washington vs. J'ville State (12-2-98)	7
Kalpatrick Wells vs. Florida (2-23-80)	7
Kalpatrick Wells vs. Vanderbilt (12-6-79)	7
Rickey Brown vs. Wake Forest (12-28-76)	7

### Yearly Leaders

Year	Name	G	BS	Avg
1975	Taylor Williams	26	13	0.5
1976	Wiley Peck	25	37	1.5
1977	Rickey Brown	27	58	2.1
1978	Rickey Brown	26	35	1.3
1979	Rickey Brown	27	32	1.2
1980	Kalpatrick Wells	27	51	1.9
1981	Kalpatrick Wells	27	30	1.1
1982	Kalpatrick Wells	27	39	1.4
1983	Kalpatrick Wells	29	63	2.2
1984	Tony Robinson	25	18	0.7
1985	Tony Robinson	25	30	1.2
1986	Raymond Brown	30	20	0.7
1987	Hubert Henderson	28	12	0.4
1988	Chancellor Nichols	28	30	1.1
1989	Chancellor Nichols	23	22	1.0
1990	Greg Carter	30	22	0.7
1991	Brad Smith	29	18	0.6
1992	Johnny Walker	28	20	0.7
1993	Vince Embry	23	21	0.9
1994	Erick Dampier	29	65	2.2
1995	Erick Dampier	30	78	2.6
1996	Erick Dampier	34	106	3.1
1997	Tyrone Washington	30	59	*2.0
1998	Tyrone Washington	29	61	2.1
1999	Tyrone Washington	33	65	2.0
2000	Tang Hamilton	30	21	0.7
2001	Derrick Zimmerman	31	20	0.6
2002	Derrick Zimmerman	35	29	0.8
2003	Derrick Zimmerman	31	26	0.8
2004	Branden Vincent	30	40	1.3
2005	Marcus Campbell	32	32	1.0
2006	Charles Rhodes	29	32	1.1
	Wesley Morgan	27	32	1.2

## STEALS

### Career Leaders

Name	Seasons	G	Stl	Avg
1. Ray White	1976-79	100	217	2.2
2. Derrick Zimmerman	2000-03	127	205	1.6
3. Chuck Evans	1992-93	57	165	2.9
4. Timmy Bowers	2001-04	116	161	1.4
5. Tony Watts	1989-92	113	154	1.4
6. Winsome Frazier	2002-05	106	147	1.4
7. Darryl Wilson	1994-96	93	140	1.5
8. Terry Lewis	1980-83	90	139	1.5
9. Al Perry	1975-78	102	127	1.2
10. Greg Lockhart	1986-89	100	122	1.2

### Season Bests

Name	Season	G	Stl	Avg
1. Chuck Evans	1991-92	28	83	3.0
2. Chuck Evans	1992-93	29	82	2.8
3. Derrick Zimmerman	2001-02	35	75	2.1
4. Winsome Frazier	2003-04	30	71	2.4
5. Ray White	1977-78	26	61	2.3
6. Terry Lewis	1982-83	29	60	2.1
Ray White	1975-76	26	60	2.3
8. Timmy Bowers	2003-04	30	58	1.9
Derrick Zimmerman	2002-03	31	58	1.9
10. Ray White	1978-79	23	57	2.5

### Game Highs

Name (Opponent, Date)	Stl
1. Gary Hooker vs. Samford (12-29-75)	8
Gary Hooker vs. Southwestern La. (12-6-75)	8
3. Greg Lockhart at Wichita State (12-21-85)	7
Jeff Norwood vs. Kentucky (1-27-82)	7
Calvin Holmes at Louisville (12-29-78)	7
6. By nine players (Most recently by:)	6
Timmy Bowers at Florida (1-21-04)	
Derrick Zimmerman at Tulane (12-29-01)	
Michael Gholar at Mississippi (1-12-00)	

### Yearly Leaders

Year	Name	G	Stl	Avg
1975	Jerry Jenkins	26	35	1.3
1976	Ray White	26	60	2.3
1977	Gary Hooker	27	47	1.7
1978	Ray White	26	61	2.3
1979	Ray White	23	57	2.5
1980	Greg Grim	27	30	1.1
1981	Terry Lewis	27	33	1.2
1982	Jeff Norwood	27	45	1.7
1983	Terry Lewis	29	60	2.1
1984	Ken Harvey	28	43	1.5
1985	Chauncey Robinson	28	44	1.6
1986	Chauncey Robinson	30	41	1.4
1987	Tracy Taylor	27	27	1.0
1988	Greg Lockhart	29	42	1.4
1989	Greg Lockhart	28	42	1.5
1990	Tony Watts	30	49	1.6
1991	Thy Watts	28	47	1.7
1992	Chuck Evans	28	83	*3.0
1993	Chuck Evans	29	82	*2.8
1994	T.J. Honore & D. Wilson	29	45	1.6
1995	Darryl Wilson	30	45	1.5
1996	Marcus Bullard	34	52	1.5
1997	Trey Moore	30	54	1.8
1998	Detrick White	30	49	1.6
1999	Detrick White	33	34	1.0
2000	Derrick Zimmerman	30	36	1.2
2001	A. Jackson & D. Z'man	31	36	1.2
2002	Derrick Zimmerman	35	75	2.1
2003	Derrick Zimmerman	31	58	1.9
2004	Winsome Frazier	30	71	*2.4
2005	Lawrence Roberts	32	50	1.6
2006	Jamont Gordon	30	34	1.1



## AN MSU PLAYER...

### **Scored 25 or more points in a game:**

27, Reginald Delk at Arkansas (3-1-06)

**Scored 28 or more points in a game:**  
30, Winsome Frazier vs. UMKC (11-23-04)

**Scored 31 or more points in a game:**  
32, Mario Austin vs. Kentucky (1-5-02)

**Scored 33 or more points in a game:**  
35, Darryl Wilson vs. Alabama (3-4-95)

**Scored 36 or more points in a game:**  
36, Jeff Malone at Mississippi (2-19-83)

**Scored 37 or more points in a game:**  
39, Jeff Malone vs. Alabama (1-31-83)

**Scored 40 or more points in a game:**  
40, Rickey Brown vs. Auburn (3-7-77)

**Scored 20+ points in two consecutive games:**  
Charles Rhodes (21 vs. Kentucky & 21 vs. Auburn, 2005-06)

**Scored 20+ points in three consecutive games:**  
Lawrence Roberts (25 vs. Virginia Tech;  
22 vs. Jacksonville State; 25 vs. Florida A&M &  
20 at Xavier, 2004-05)

**Scored 20+ points in five consecutive games:**  
Jeff Malone, 1982-83 (11 consecutive games)

**Scored 30+ points in back-to-back games:**  
Jeff Malone (33 at LSU & 36 at Mississippi, 1982-83)

**Scored 30+ points in three consecutive games:**  
Jeff Malone (33 at LSU; 36 at Mississippi &  
30 vs. Georgia, 1982-83)

**Made 10 or more field goals in a game:**  
10, Reginald Delk at Arkansas (3-1-06)

**Made 11 or more field goals in a game:**  
11, Charles Rhodes vs. Georgia (2-25-06)

**Made 12 or more field goals in a game:**  
12, Lawrence Roberts vs. UT Martin (11-22-03)

**Made 13 or more field goals in a game:**  
13, Horatio Webster vs. SW Missouri St. (11-23-97)

**Made 14 or more field goals in a game:**  
14, Cameron Burns at Georgia (1-17-90)

**Made 15 or more field goals in a game:**  
16, Raymond Brown vs. Florida (3-2-85)

**Attempted 20 or more field goals in a game:**  
22, Timmy Bowers at Alabama (3-6-04)

**Attempted 23 or more field goals in a game:**  
24, Horatio Webster vs. UT Martin (12-20-97)

**Attempted 25 or more field goals in a game:**  
25, Chuck Evans at Alabama (3-6-93)

**Attempted 26 or more field goals in a game:**  
26, Tony Watts at Mississippi (2-22-92)

**Attempted 27 or more field goals in a game:**  
28, Jeff Malone vs. Vanderbilt (1-8-83)

**Made five or more 3-pointers in a game:**  
7, Reginald Delk at Arkansas (3-1-06)

**Made eight or more 3-pointers in a game:**  
8, Winsome Frazier vs. UMKC (11-23-04)

**Attempted 10 or more 3-pointers in a game:**  
12, Jamall Edmondson vs. Kentucky (2-1-06)

**Attempted 13 or more 3-pointers in a game:**  
15, Winsome Frazier vs. UMKC (11-23-04)

**Attempted 16 or more 3-pointers in a game:**  
17, Darryl Wilson vs. Alabama (3-4-95)

**Made 10 or more free throws in a game:**  
10, Jamont Gordon vs. Auburn (2-4-06)

**Made 11 or more free throws in a game:**  
11, Jamont Gordon vs. Southeastern La. (11-28-05)

**Made 12 or more free throws in a game:**  
14, Lawrence Roberts vs. Mississippi (2-7-04)

**Made 15 or more free throws in a game:**  
18, Rich Knarr vs. Auburn (2-19-73)

**Attempted 13 or more free throws in a game:**  
13, Jamont Gordon vs. Mississippi (2-18-06)

**Attempted 14 or more free throws in a game:**  
14, Jamont Gordon vs. Southeastern La. (11-28-05)

**Attempted 15 or more free throws in a game:**  
16, Lawrence Roberts vs. Vanderbilt (2-12-05)

**Attempted 17 or more free throws in a game:**  
18, Lawrence Roberts vs. Mississippi (2-7-04)

**Attempted 19 or more free throws in a game:**  
19, Carl Nichols vs. Southeastern La. (12-1-88)

**Had 15 or more rebounds in a game:**  
19, Charles Rhodes vs. Auburn (2-4-06)

**Had 20 or more rebounds in a game:**  
21, Wesley Morgan vs. Southeastern La. (11-28-05)

**Had 22 or more rebounds in a game:**  
23, Rickey Brown vs. Vanderbilt (12-6-79)

**Had 24 or more rebounds in a game:**  
24, Wiley Peck vs. Alabama (1-27-79)

**Had 10 or more offensive rebounds in a game:**  
10, Wesley Morgan vs. Southeastern La. (11-28-05)

**Had 10 or more defensive rebounds in a game:**  
10, Jamont Gordon vs. South Carolina (3-9-06)

**Had 10 or more assists in a game:**  
10, Gary Ervin at Mississippi (1-8-05)

**Had 11 or more assists in a game:**  
14, Gary Ervin vs. Florida A&M (12-20-04)

**Had 15 or more assists in a game:**  
16, Chuck Evans at UMKC (2-23-93)

**Had 10 or more turnovers in a game:**  
10, Jamont Gordon at Auburn (2-22-06)

**Had five or more blocks in a game:**  
7, Marcus Campbell vs. Florida (2-1-05)

**Had five or more steals in a game:**  
5, Dietric Slater vs. Auburn (2-4-06)

**Had six or more steals in a game:**  
6, Timmy Bowers at Florida (1-21-04)

## AN MSU TEAM...

**Scored 100 or more points:**  
104 vs. Jacksonville State (12-15-05)

**Allowed 100 or more points:**  
115 at Arkansas (2-20-93)

**Was held to 60 points or less:**  
44 vs. South Carolina (3-9-06)

**Was held to 43 points or less:**  
36 vs. George Washington (12-8-96)

**Held opponent to 60 points or less:**  
59 by South Carolina (3-9-06)

**Held opponent to 58 points or less:**  
58 by Alabama (3-4-06)

**Held opponent to 57 points or less:**  
55 by Mississippi (2-18-06)

**Held opponent to 54 points or less:**  
53 by Auburn (2-4-06)

**Held opponent to 52 points or less:**  
38 by Charlotte (11-23-05)

**Shot 55 percent or better from the field:**  
.582 [32-55] vs. Georgia (2-25-06)

**Shot 58.3 percent or better from the field:**  
.588 [30-51] vs. Holy Cross (12-21-05)

**Shot 59 percent or better from the field:**  
.603 [38-63] vs. Jacksonville State (12-15-05)

**Shot better than 60 percent from the field:**  
.627 [32-51] vs. LSU (1-26-02)

**Shot 63 percent or better from the field:**  
.653 [32-49] at Tulane (12-29-01)

**Was held to 35 percent or less from the field:**  
.344 [22-64] at LSU (2-15-06)

**Was held to 33 percent or less from the field:**  
.328 [21-64] vs. Tennessee (1-25-06)

**Was held to less than 32 percent from the field:**  
.255 [14-55] vs. Southeastern Louisiana (11-28-05)

**Held opponent to 35 percent or less from field:**  
.339 [20-59] by Mississippi (2-18-06)

**Held opponent to less than 33 percent from field:**  
.217 [13-60] by Charlotte (11-23-05)

**Made 35 or more field goals:**  
38 vs. Jacksonville State (12-15-05)

**Made 39 or more field goals:**  
40 vs. Auburn (3-2-04)

**Attempted 70 or more shots from the field:**  
75 vs. Troy (12-10-05)

**Attempted 40 or fewer shots from the field:**  
39 vs. Vanderbilt (2-12-05)

**Made 10 or more 3-pointers:**  
12 at Arkansas (3-1-06)

**Made 13 or more 3-pointers:**  
14 vs. Santa Clara (12-3-05)

**Did not make a 3-pointer:**  
[0-11] at Alabama (1-18-05)

**Attempted 25 or more 3-pointers:**  
27 vs. Tennessee (1-25-06)

**Attempted 30 or more 3-pointers:**  
33 vs. Troy (12-10-05)

**Made 30 or more free throws:**  
30 vs. Arkansas (1-15-05)

**Made fewer than five free throws:**  
3 vs. South Carolina (3-9-06)

**Attempted 40 or more free throws:**  
42 vs. Vanderbilt (2-12-05)

**Attempted 45 or more free throws:**  
45 vs. Arkansas (2-27-02)

**Attempted fewer than 10 free throws:**  
5 vs. South Carolina (3-9-06)

**Had 50 or more rebounds:**  
56 vs. Jacksonville State (12-15-05)

**Had more than 56 rebounds:**  
58 vs. Troy (12-10-05)

**Had more than 58 rebounds:**  
59 vs. Jacksonville State (12-22-04)

**Had 20 or more assists:**  
20 vs. Jacksonville State (12-15-05)

**Had 21 or more assists:**  
21 vs. Jacksonville State (12-22-04)

**Had 22 or more assists:**  
25 vs. UMKC (11-23-04)

**Had 20 or more turnovers:**  
22 at Auburn (2-22-06)

**Had 23 or more turnovers:**  
24 at Florida (1-11-06)

**Had 25 or more turnovers:**  
26 vs. Northwestern State (11-26-05)

**Had 27 or more turnovers:**  
27 vs. Alabama A&M (11-28-01)

**Had 28 or more turnovers:**  
28 vs. McNeese State (11-18-00)

**Had 29 or more turnovers:**  
31 at Kentucky (1-7-97)

**Had fewer than 10 turnovers:**  
9 vs. Stanford (3-18-05)

**Had 10 or more blocked shots:**  
11 vs. George Mason (12-30-05)

**Had 12 or more blocked shots:**  
12 vs. Florida (2-1-05)

**Had 10 or more steals:**  
10 vs. Alabama (3-4-06)

**Had 11 or more steals:**  
11 vs. Auburn (2-4-06)

**Had 12 or more steals:**  
12 vs. Liberty (12-19-05)

**Had 13 or more steals:**  
13 vs. Northwestern State (11-26-05)

**Had 14 or more steals:**  
14 at Georgia (2-23-05)



# YEARLY LEADERS

## 1953-54

Leading Scorers	PPG
Gerald Caveness (5-11, Sr., G)	17.8
Dan Daley (6-3, Sr., C)	12.0
Jack Houston (6-4, Jr., G)	11.5

Leading Rebounders	RPG
Jack Houston (6-4, Jr., F)	11.8
George Cooke (6-5, Sr., C)	8.8
Dan Daley (6-3, Sr., C)	5.1

## 1954-55

Leading Scorers	PPG
Jim Ashmore (6-0, So., G)	22.3
Wayne Duncan (6-1, Jr., F)	11.9
Jack Houston (6-4, Sr., F)	11.7

Leading Rebounders	RPG
Jack Houston (6-4, Sr., F)	11.7
Wayne Duncan (6-1, Jr., F)	6.7
Dudley Nash (6-3, Jr., C)	5.9

## 1955-56

Leading Scorers	PPG
Jim Ashmore (6-0, Jr., G)	22.3
Wayne Duncan (6-1, Sr., F)	13.9
Jerry Ritchey (5-10, Sr., G)	10.4

Leading Rebounders	RPG
Wayne Lemon (6-5, Jr., F)	11.0
Wayne Duncan (6-1, Sr., F)	8.3
Lloyd Johnson (6-4, Jr., C)	5.6

## 1956-57

Leading Scorers	PPG
Jim Ashmore (6-0, Sr., G)	28.3
Bailey Howell (6-7, So., C)	25.9
Wayne Lemon (6-5, Sr., F)	9.3

Leading Rebounders	RPG
Bailey Howell (6-7, So., C)	19.7
Wayne Lemon (6-5, Sr., F)	11.1
Jerry Keeton (6-2, So., G)	4.9

## 1957-58

Leading Scorers	PPG
Bailey Howell (6-7, Jr., C)	27.8
Jerry Keeton (6-2, Jr., G)	11.7
Charles Hull (6-4, So., F)	10.4

Leading Rebounders	RPG
Bailey Howell (6-7, Jr., C)	16.2
Charles Hull (6-4, So., F)	9.5
Jerry Keeton (6-2, Jr., G)	5.9

## 1958-59

Leading Scorers	PPG
Bailey Howell (6-7, Sr., C)	27.5
Charles Hull (6-4, Jr., F)	10.6
Jerry Graves (6-6, So., F)	10.3

Leading Rebounders	RPG
Bailey Howell (6-7, Sr., C)	15.2
Jerry Graves (6-6, So., F)	8.1
Charles Hull (6-4, Jr., F)	7.2

## 1959-60

Leading Scorers	PPG
Jerry Graves (6-6, Jr., F/C)	18.6
Charles Hull (6-4, Sr., F)	15.2
Dave Glasgow (6-5, So., F)	9.8

Leading Rebounders	RPG
Jerry Graves (6-6, Jr., F/C)	10.4
Charles Hull (6-4, Sr., F)	9.8
Dave Glasgow (6-5, So., F)	5.2

## 1960-61

Leading Scorers	PPG
Jerry Graves (6-6, Sr., F)	21.3
Leland Mitchell (6-4, So., F)	12.9
W.D. Stroud (6-1, So., G)	12.4

Leading Rebounders	RPG
Jerry Graves (6-6, Sr., F)	10.3
Leland Mitchell (6-4, So., F)	8.4
Joe Dan Gold (6-5, So., F)	6.7

## 1961-62

Leading Scorers	PPG
Leland Mitchell (6-4, Jr., F)	16.7
W.D. Stroud (6-1, Jr., G)	15.9
Joe Dan Gold (6-5, Jr., F)	13.1

Leading Rebounders	RPG
Leland Mitchell (6-4, Jr., F)	8.9
Joe Dan Gold (6-5, Jr., F)	8.8
Bobby Shows (6-7, Jr., C)	6.6

## 1962-63

Leading Scorers	PPG
Leland Mitchell (6-4, Sr., F)	17.1
W.D. Stroud (6-1, Sr., G)	16.8
Joe Dan Gold (6-5, Sr., F)	13.3

Leading Rebounders	RPG
Leland Mitchell (6-4, Sr., F)	9.8
Joe Dan Gold (6-5, Sr., F)	7.8
Stan Brinker (6-5, Jr., F)	6.5

## 1963-64

Leading Scorers	PPG
Doug Hutton (5-10, Sr., G)	14.9
Stan Brinker (6-5, Sr., C/F)	12.8
Richie Williams (6-5, Jr., F)	9.5

Leading Rebounders	RPG
Stan Brinker (6-5, Sr., C/F)	9.0
Don Posey (6-3, Jr., F)	6.1
Richie Williams (6-5, Jr., F)	5.8

## 1964-65

Leading Scorers	PPG
Bill Chumbler (6-1, So., G)	13.5
Gary Washington (6-3, So., F)	11.2
Richie Williams (6-5, Sr., C)	9.3

Leading Rebounders	RPG
Richie Williams (6-5, Sr., C)	5.8
Charlie Crews (6-7, So., C)	5.0
Buddy Walden (6-0, So., G)	4.9

## 1965-66

Leading Scorers	PPG
Dave Williams (6-7, So., C)	19.7
Gary Washington (6-3, Jr., F)	12.0
John Sapen (6-4, Jr., F)	9.4

Leading Rebounders	RPG
Dave Williams (6-7, So., C)	10.2
Herb Biggs (6-9, Jr., C)	8.3
Tom Payne (6-5, So., F)	5.2

## 1966-67

Leading Scorers	PPG
Dave Williams (6-7, Jr., F)	15.7
Gary Washington (6-3, Sr., G)	11.8
John Sapen (6-4, Sr., F)	9.2

Leading Rebounders	RPG
Dave Williams (6-7, Jr., F)	9.9
Tom Payne (6-5, Jr., F)	5.4
John Sapen (6-4, Sr., F)	4.4

## 1967-68

Leading Scorers	PPG
Tom Payne (6-4, Sr., F)	15.8
Dave Williams (6-7, Sr., F/C)	12.9
Manuel Washington (6-4, Jr., G)	9.8

Leading Rebounders	RPG
Dave Williams (6-7, Sr., F/C)	10.3
Tom Payne (6-4, Sr., F)	6.5
Manuel Washington (6-4, Jr., G)	5.2

## 1968-69

Leading Scorers	PPG
Manuel Washington (6-4, Sr., G)	15.4
John Guyton (6-7, Jr., C)	12.8
Chuck Wade (6-4, Sr., F/G)	12.1

Leading Rebounders	RPG
John Guyton (6-7, Jr., C)	7.2
Jim Martin (6-6, Jr., F)	6.8
Manuel Washington (6-4, Sr., G)	6.3

## 1969-70

Leading Scorers	PPG
John Guyton (6-7, Sr., C)	16.3
Jack Bouldin (5-11, So., G)	15.4
Randy Hodges (6-3, Jr., F)	13.1

Leading Rebounders	RPG
Jim Martin (6-6, Sr., F)	9.2
John Guyton (6-7, Sr., C)	7.5
Randy Hodges (6-3, Jr., F)	5.2

## 1970-71

Leading Scorers	PPG
Jack Bouldin (5-11, Jr., G)	19.1
Randy Hodges (6-3, Sr., F)	13.0
Malcolm Wesson (6-5, So., F)	12.2

Leading Rebounders	RPG
Malcolm Wesson (6-5, So., F)	7.4
Randy Hodges (6-3, Sr., F)	5.4
Bill Combs (6-6, Jr., C)	4.9

## 1971-72

Leading Scorers	PPG
Jack Bouldin (5-11, Sr., G)	15.8
Jeff Watkins (6-5, Jr., F)	12.5
Terry Kusnierz (6-5, So., F)	11.4

Leading Rebounders	RPG
Terry Kusnierz (6-5, So., F)	12.0
Malcolm Wesson (6-5, Jr., F)	6.0
Jeff Watkins (6-5, Jr., F)	4.6

## 1972-73

Leading Scorers	PPG
Rich Knarr (6-2, Fr., G)	18.0
Jerry Jenkins (6-7, So., G/F)	17.6
Larry Fry (6-5, So., F)	12.5

Leading Rebounders	RPG
Larry Fry (6-5, So., F)	7.7
Terry Kusnierz (6-5, Jr., F)	7.6
Jerry Jenkins (6-7, So., G/F)	7.1

## 1973-74

Leading Scorers	PPG
Jerry Jenkins (6-7, Jr., G/F)	18.1
Rich Knarr (6-2, So., G)	15.8
Larry Fry (6-5, Jr., F)	13.5

Leading Rebounders	RPG
Bill Singletary (6-6, Sr., F)	8.7
Larry Fry (6-5, Jr., F)	7.7
Jerry Jenkins (6-7, Jr., G/F)	6.8

## 1974-75

Leading Scorers	PPG
Jerry Jenkins (6-7, Sr., G/F)	22.1
Larry Fry (6-5, Sr., F)	15.5
Rich Knarr (6-1, Jr., G)	12.5

Leading Rebounders	RPG
Taylor Williams (6-7, Jr., F)	9.4
Larry Fry (6-5, Sr., F)	8.8
Jerry Jenkins (6-7, Sr., G/F)	6.9

## 1975-76

Leading Scorers	PPG
Ray White (6-5, Fr., G/F)	18.3
Gary Hooker (6-5, Fr., F)	17.7
Taylor Williams (6-7, Sr., F)	9.5

Leading Rebounders	RPG
Taylor Williams (6-7, Sr., F)	7.9
Wiley Peck (6-6, Fr., F)	6.8
Gary Hooker (6-5, Fr., F)	6.7

## 1976-77

Leading Scorers	PPG
Rickey Brown (6-10, Fr., C)	19.3
Ray White (6-5, So., G)	16.2
Gary Hooker (6-5, So., F)	14.8

Leading Rebounders	RPG
Rickey Brown (6-10, Fr., C)	10.8
Wiley Peck (6-7, So., F/C)	9.3
Gary Hooker (6-5, So., F)	7.3

## 1977-78

Leading Scorers	PPG
Ray White (6-5, Jr., G)	14.5
Rickey Brown (6-10, So., C)	13.4
Gary Hooker (6-5, Jr., F)	10.5

Leading Rebounders	RPG
Wiley Peck (6-7, Jr., F)	8.4
Gary Hooker (6-5, Jr., F)	7.1
Rickey Brown (6-10, So., C)	6.9

## 1978-79

Leading Scorers	PPG
Ray White (6-5, Sr., G)	17.1
Greg Grim (6-1, So., G)	16.9
Rickey Brown (6-10, Jr., F/C)	15.4

Leading Rebounders	RPG
Wiley Peck (6-8, Sr., C/F)	11.3
Rickey Brown (6-10, Jr., F/C)	8.6
Ray White (6-5, Sr., G)	6.3

## 1979-80

Leading Scorers	PPG
Rickey Brown (6-10, Sr., F/C)	20.5
Greg Grim (6-1, Jr., G)	14.5
Jeff Malone (6-4, Fr., G)	11.9

Leading Rebounders	RPG
Rickey Brown (6-10, Sr., F/C)	14.4
Kalpatrick Wells (6-9, Fr., C)	7.7
Jeff Malone (6-4, Fr., G)	3.3

## 1980-81

Leading Scorers	PPG
Jeff Malone (6-4, So., F)	20.1
Terry Lewis (6-5, So., G)	9.3
Ron White (6-7, Sr., F)	8.4

Leading Rebounders	RPG
Kalpatrick Wells (6-9, So., C)	9.1
Ron White (6-7, Sr., F)	7.4
Jeff Malone (6-4, So., F)	4.2



# YEARLY LEADERS



## 1981-82

Leading Scorers	PPG
Jeff Malone (6-4, Jr., G/F)	18.6
Terry Lewis (6-5, Jr., F/G)	8.6
Butch Pierre (6-4, So., G)	7.9

Leading Rebounders	RPG
Kalpatrick Wells (6-9, Jr., C)	6.6
Jeff Malone (6-4, Jr., G/F)	4.1
Terry Lewis (6-5, Jr., F/G)	4.1

## 1982-83

Leading Scorers	PPG
Jeff Malone (6-4, Sr., G)	26.8
Terry Lewis (6-5, Sr., F)	15.2
Butch Pierre (6-3, Jr., G)	7.4

Leading Rebounders	RPG
Kalpatrick Wells (6-9, Sr., C)	6.8
Kelvin Hildreth (6-6, Jr., F)	5.3
Terry Lewis (6-5, Sr., F)	4.5

## 1983-84

Leading Scorers	PPG
Ken Harvey (6-5, Jr., F)	12.7
Kelvin Hildreth (6-7, Sr., F/C)	9.5
Butch Pierre (6-3, Sr., G)	6.9

Leading Rebounders	RPG
Kelvin Hildreth (6-7, Sr., F/C)	6.1
Ken Harvey (6-5, Jr., F)	3.8
Mackey Whyte (6-5, Sr., F)	3.5

## 1984-85

Leading Scorers	PPG
Ken Harvey (6-5, Sr., G/F)	13.9
Tony Robinson (6-8, So., F)	9.4
Chauncey Robinson (6-4, Jr., F/G)	8.6

Leading Rebounders	RPG
Raymond Brown (6-9, Fr., C)	5.0
Tony Robinson (6-8, So., F)	4.6
Ken Harvey (6-5, Sr., G/F)	4.4

## 1985-86

Leading Scorers	PPG
Chauncey Robinson (6-4, Sr., F)	14.0
Raymond Brown (6-9, So., C)	11.8
Greg Lockhart (6-2, Fr., G)	8.8

Leading Rebounders	RPG
Chauncey Robinson (6-4, Sr., F)	7.0
Raymond Brown (6-9, So., C)	5.7
Anthony Blakley (6-8, Fr., F)	4.5

## 1986-87

Leading Scorers	PPG
Hubert Henderson (6-9, Jr., C/F)	14.9
Anthony Blakley (6-8, So., F)	11.7
Greg Lockhart (6-2, So., G)	8.2

Leading Rebounders	RPG
Hubert Henderson (6-9, Jr., C/F)	9.1
Anthony Blakley (6-8, So., F)	6.0
Reginald Boykin (6-3, So., G)	3.8

## 1987-88

Leading Scorers	PPG
Greg Lockhart (6-2, Jr., G)	9.9
Reginald Boykin (6-3, Jr., G)	9.7
Chancellor Nichols (6-8, Fr., F)	9.2

Leading Rebounders	RPG
Carl Nichols (6-8, Fr., C)	6.6
Chancellor Nichols (6-8, Fr., F)	6.0
Reginald Boykin (6-3, Jr., G)	3.9

## 1988-89

Leading Scorers	PPG
Cameron Burns (6-7, So., F)	15.1
Greg Lockhart (6-2, Sr., G)	13.7
Tony Watts (6-2, Fr., G)	9.9

Leading Rebounders	RPG
Cameron Burns (6-7, So., F)	6.3
Chancellor Nichols (6-8, So., F)	5.1
Greg Carter (6-5, So., F)	3.5

## 1989-90

Leading Scorers	PPG
Cameron Burns (6-7, Jr., F)	18.2
Greg Carter (6-6, Jr., F)	13.0
Tony Watts (6-2, So., G)	11.7

Leading Rebounders	RPG
Cameron Burns (6-7, Jr., F)	7.3
Greg Carter (6-6, Jr., F)	6.8
Todd Merritt (6-9, Jr., C/F)	6.7

## 1990-91

Leading Scorers	PPG
Cameron Burns (6-7, Sr., F)	16.9
Greg Carter (6-6, Sr., F)	15.4
Tony Watts (6-2, Jr., G)	12.0

Leading Rebounders	RPG
Greg Carter (6-6, Sr., F)	7.8
Todd Merritt (6-9, Sr., C/F)	7.2
Cameron Burns (6-7, Sr., F)	6.1

## 1991-92

Leading Scorers	PPG
Tony Watts (6-2, Sr., G)	19.2
Chuck Evans (5-11, Jr., G)	12.2
Johnny Walker (6-7, Jr., F)	11.1

Leading Rebounders	RPG
Johnny Walker (6-7, Jr., F)	9.1
Eric Stevens (6-8, Jr., C/F)	5.8
Greg Anderson (6-6, Fr., F)	4.1

## 1992-93

Leading Scorers	PPG
Orien Watson (5-10, Sr., G)	15.4
Chuck Evans (5-11, Sr., G)	13.4
Marcus Grant (6-6, So., F)	10.8

Leading Rebounders	RPG
Johnny Walker (6-7, Sr., F)	7.5
Marcus Grant (6-6, So., F)	4.4
David Domingue (6-8, Jr., F/C)	3.9

## 1993-94

Leading Scorers	PPG
Darryl Wilson (6-1, So., G)	16.2
Erick Dampier (6-11, Fr., C)	11.9
Marcus Grant (6-6, Jr., F/G)	9.8

Leading Rebounders	RPG
Erick Dampier (6-11, Fr., C)	8.7
Russell Walters (6-10, So., F/C)	5.6
Brian Price (6-8, Jr., F)	5.0

## 1994-95

Leading Scorers	PPG
Darryl Wilson (6-1, Jr., G)	17.8
Erick Dampier (6-11, So., C)	13.1
Marcus Grant (6-6, Sr., F)	10.4

Leading Rebounders	RPG
Erick Dampier (6-11, So., C)	9.7
Brian Price (6-8, Sr., F)	6.0
Darryl Wilson (6-1, Jr., G)	4.7

## 1995-96

Leading Scorers	PPG
Darryl Wilson (6-1, Sr., G)	18.0
Dontae' Jones (6-7, Jr., F)	14.7
Erick Dampier (6-11, Jr., C)	14.5

Leading Rebounders	RPG
Erick Dampier (6-11, Jr., C)	9.3
Dontae' Jones (6-7, Jr., F)	6.8
Russell Walters (6-10, Sr., F)	5.5

## 1996-97

Leading Scorers	PPG
Horatio Webster (6-7, Jr., F)	16.1
Bart Hyche (5-11, So., G)	12.8
Trey Moore (6-3, Jr., G)	11.2

Leading Rebounders	RPG
Tyrone Washington (6-10, So., C)	7.9
Horatio Webster (6-7, Jr., F)	7.4
Quentin Smith (6-9, Fr., C/F)	3.8

## 1997-98

Leading Scorers	PPG
Horatio Webster (6-7, Sr., F)	17.0
Tyrone Washington (6-10, Jr., C)	12.9
Detrick White (6-0, Jr., G)	12.2

Leading Rebounders	RPG
Tyrone Washington (6-10, Jr., C)	9.3
Horatio Webster (6-7, Sr., F)	5.2
Detrick White (6-0, Jr., G)	4.9

## 1998-99

Leading Scorers	PPG
Tyrone Washington (6-10, Sr., C)	12.7
Tang Hamilton (6-7, So., F)	11.3
Detrick White (6-1, Sr., G)	11.1

Leading Rebounders	RPG
Tyrone Washington (6-10, Sr., C)	8.4
Oral Roberts (6-7, Sr., F/C)	5.9
Tang Hamilton (6-7, So., F)	5.7

## 1999-2000

Leading Scorers	PPG
Tang Hamilton (6-7, Jr., F)	14.4
Robert Jackson (6-8, So., C)	12.3
Antonio Jackson (6-4, Jr., G)	12.0

Leading Rebounders	RPG
Robert Jackson (6-8, So., C)	7.0
Tang Hamilton (6-7, Jr., F)	6.2
Michael Gholar (6-5, So., F)	4.4

## 2000-01

Leading Scorers	PPG
Antonio Jackson (6-4, Sr., G)	12.8
Marckell Patterson (6-5, Jr., F)	12.2
Tang Hamilton (6-7, Sr., F)	12.1

Leading Rebounders	RPG
Robert Jackson (6-8, Jr., C)	7.3
Tang Hamilton (6-7, Sr., F)	6.8
Marckell Patterson (6-5, Jr., F)	4.4

## 2001-02

Leading Scorers	PPG
Mario Austin (6-9, So., C/F)	16.1
Marckell Patterson (6-5, Sr., G)	12.3
Timmy Bowers (6-2, So., G)	10.6

Leading Rebounders	RPG
Mario Austin (6-9, So., C/F)	7.6
Michael Gholar (6-5, Sr., F)	6.2
Marckell Patterson (6-5, Sr., G)	4.2

## 2002-03

Leading Scorers	PPG
Mario Austin (6-9, Jr., C/F)	15.5
Timmy Bowers (6-2, Jr., G)	14.6
Michal Ignerski (6-10, Sr., F)	9.0

Leading Rebounders	RPG
Mario Austin (6-9, Jr., C/F)	7.7
Ontario Harper (6-5, So., F)	4.9
Michal Ignerski (6-10, Sr., F)	4.8

## 2003-04

Leading Scorers	PPG
Lawrence Roberts (6-9, Jr., F/C)	16.9
Timmy Bowers (6-2, Sr., G)	15.0
Winsome Frazier (6-4, Jr., G/F)	13.1

Leading Rebounders	RPG
Lawrence Roberts (6-9, Jr., F/C)	10.1
Branden Vincent (6-8, Sr., F/C)	7.6
Shane Power (6-5, Jr., G/F)	4.2

## 2004-05

Leading Scorers	PPG
Lawrence Roberts (6-9, Sr., F)	16.9
Winsome Frazier (6-4, Sr., G)	12.3
Shane Power (6-5, Sr., G/F)	11.1

Leading Rebounders	RPG
Lawrence Roberts (6-9, Sr., F)	11.0
Marcus Campbell (7-0, Sr., C)	5.0
Ontario Harper (6-5, Sr., F)	4.9

## 2005-06


Leading Scorers	PPG
Charles Rhodes (6-8, So., F)	13.8
Jamont Gordon (6-4, Fr., G/F)	13.8
Jamall Edmondson (5-9, Sr., G)	11.0

Leading Rebounders	RPG
Charles Rhodes (6-8, So., F)	7.1
Jamont Gordon (6-4, Fr., G/F)	6.8
Wesley Morgan (7-2, Sr., C)	5.3



# 1,000-POINT CLUB

## 1. JEFF MALONE (1980-83 • 6-4 • 205 • G • Macon, GA) .....2,142



Bullets (1984-90), Utah Jazz (1991-93), Philadelphia 76ers (1994-95), and Miami Heat (1996)... Two-time NBA All-Star (1986 & '87)... Now head coach of the D-League's Florida Flame.

MSU's all-time scoring leader with 2,142 career points... Three-time all-SEC guard (1981-83) as a four-year starter... Nation's No. 2 scorer (26.8 ppg) as a senior... Also paced the Bulldogs in scoring as a sophomore (20.1 ppg) and junior (18.6)... Chosen UPI's 1982-83 SEC Player of the Year in addition to being named first-team all-American by *The Sporting News*... Ranks third on school's career scoring average chart (19.5 ppg) behind Bailey Howell and Jim Ashmore... MSU's all-time leader in career minutes played (3,851), field goals made (906) and field goals attempted (1,768)... Led the Bulldogs in free throw percentage during all four seasons, ranking sixth (80.9%) on the school's all-time accuracy list... Served as team captain during junior and senior seasons... Selected as the 10th pick overall by the Washington Bullets in the 1983 NBA Draft... Enjoyed a successful 13-year NBA career, seeing action with the

Season	GP	FGM-FGA	Pct	FTM-FTA	Pct	Rebounds	Points
1979-80	27	139-303	.459	42-51	.824	90-3.3	320-11.9
1980-81	27	219-447	.490	105-128	.820	113-4.2	543-20.1
1981-82	27	225-410	.549	52-70	.743	111-4.1	502-18.6
1982-83	29	323-608	.531	131-159	.824	106-3.7	777-26.8
<b>Totals</b>	<b>110</b>	<b>906-1768</b>	<b>.512</b>	<b>330-408</b>	<b>.809</b>	<b>420-3.8</b>	<b>2142-19.5</b>

## 2. BAILEY HOWELL (1957-59 • 6-7 • 205 • C • Middleton, TN) .....2,030



Mississippi Sports Halls of Fame... Second pick overall in the 1959 NBA Draft by the Detroit Pistons... Veteran of 12 NBA seasons... Six-time NBA All-Star and member of two NBA World Championship teams with the Boston Celtics.

Elected into the National Basketball Hall of Fame in 1997... MSU's first consensus first-team all-American (1958-59)... Earned consensus second-team all-America honors during junior season (1957-58)... Selected first-team all-SEC each of his three varsity seasons (1957-59), ranking among the nation's top-10 statistical leaders in both scoring and rebounding during all three years... Owns school-record 27.1 career scoring average as MSU's second-leading career scorer (2,030)... Ranked fourth nationally in scoring during junior (27.8 ppg) and senior (27.5) years, while standing second among the NCAA rebounding leaders as a senior... Led the NCAA in field goal percentage (56.8%) as a sophomore... Holds all MSU rebounding standards, including most career rebounds (1,277) and highest career rebounding average (17.0 rpg)... Owns Bulldogs' single-game scoring (47) and rebounding (34) marks... Served as team co-captain as a junior and tri-captain as a senior... Member of the MSU and

Season	GP	FGM-FGA	Pct	FTM-FTA	Pct	Rebounds	Points
1956-57	25	217-382	.568	213-285	.747	492-19.7	647-25.9
1957-58	25	226-439	.515	243-315	.771	406-16.2	695-27.8
1958-59	25	231-464	.498	226-292	.774	379-15.2	688-27.5
<b>Totals</b>	<b>75</b>	<b>674-1285</b>	<b>.525</b>	<b>682-892</b>	<b>.765</b>	<b>1277-17.0</b>	<b>2030-27.1</b>

## 3. JIM ASHMORE (1954-57 • 6-0 • 165 • G • Forest, MS) .....1,918



NBA's Boston Celtics in 1957... Played semi-pro basketball for three seasons (1958-60) in the National Industrial Basketball League.

MSU's first basketball all-American (1957)... Three-time all-SEC guard (1955-57)... Ranks third on school's all-time scoring list (1,918) and second among career scoring average leaders (20.6 ppg)... Holds Bulldogs' single-season scoring average standard with 28.3 points per game in 1956-57... Also paced MSU in scoring during sophomore (22.3 ppg) and junior (22.3) campaigns... Stands second behind Bailey Howell on MSU's career lists for free throws made (506) and attempted (683), having led the team in free throw percentage during each of his first three varsity seasons... Ranks second all-time behind only Jeff Malone among the school's leaders in career field goal attempts (1,694)... Also stands third in career field goals made (706) behind Malone and Rickey Brown... Team captain of 1956-57 Mississippi State squad... Member of the MSU and Mississippi Sports Halls of Fame... Drafted in the fourth round by the

Season	GP	FGM-FGA	Pct	FTM-FTA	Pct	Rebounds	Points
1953-54	21	57-158	.361	47-67	.701	57-2.7	161-7.7
1954-55	23	193-465	.415	127-165	.770	102-4.4	513-22.3
1955-56	24	186-455	.409	164-214	.766	129-5.4	536-22.3
1956-57	25	270-616	.438	168-237	.709	82-3.3	708-28.3
<b>Totals</b>	<b>93</b>	<b>706-1694</b>	<b>.417</b>	<b>506-683</b>	<b>.741</b>	<b>370-4.0</b>	<b>1918-20.6</b>

## 4. RICKEY BROWN (1977-80 • 6-10 • 230 • F/C • Canton, MS) .....1,838



pick overall) of the 1980 NBA Draft by the Golden State Warriors... Divided five years of NBA service between Golden State and Atlanta.

Three-time all-SEC standout for the Bulldogs (1977-78, '80)... Chosen first-team all-SEC as a senior... Paced MSU in scoring and rebounding during freshman and senior years... One of four MSU players (along with Bailey Howell, Dave Williams and Lawrence Roberts) to finish their careers having averaged in double figures in both scoring and rebounding... School's No. 4 all-time scoring leader (1,838)... Trails only Howell on MSU's career lists for rebounds (1,092) and is fourth in rebounding average (10.2 rpg)... Nation's No. 3 rebounder (14.4 rpg) as a senior, in addition to posting a career-high 20.5 scoring average in 1979-80... Ranks second on MSU's all-time list with 774 career field goals made... Stands third all-time with 1,624 career field goal attempts... The No. 4 shot-blocker in school history with 163 career blocks... All-time school leader with 404 career personal fouls... Drafted in the first round (13th

Season	GP	FGM-FGA	Pct	FTM-FTA	Pct	Rebounds	Points
1976-77	27	225-443	.508	70-97	.722	292-10.8	520-19.3
1977-78	26	140-340	.461	69-100	.690	179-6.9	349-13.4
1978-79	27	178-370	.481	60-88	.682	232-8.6	416-15.4
1979-80	27	231-471	.490	91-136	.669	389-14.4	553-20.5
<b>Totals</b>	<b>107</b>	<b>774-1624</b>	<b>.477</b>	<b>290-421</b>	<b>.689</b>	<b>1092-10.2</b>	<b>1838-17.2</b>



## 5. RAY WHITE (1976-79 • 6-5 • 200 • G • Gulfport, MS) .....1,652




Three-time all-SEC honoree, earning third-team all-league laurels as a collegiate rookie and second-team honors during junior and senior campaigns... Led Mississippi State in scoring average and steals during freshman, junior and senior seasons... Stands fifth on the school's scoring chart with 1,652 career points... MSU's career steals leader with 217, including season highs of 61 steals as a junior and 60 as a freshman... Scored 34 points against Indiana State in his collegiate debut en route to posting a career-best and team-high 18.3 scoring average as a freshman... Ranked among the Bulldogs' top-15 career leaders in scoring average (16.5 ppg), field goals made (684), field goals attempted (1,414) and assists (314)... Paced MSU with 91 assists as a junior... Team co-captain of Mississippi State's 1978-79 NIT squad... Voted team's Best

Defensive Player as a senior... Selected in the fourth round of the 1979 NBA Draft by the Atlanta Hawks.

Season	GP	FGM-FGA	Pct	FTM-FTA	Pct	Rebounds	Points
1975-76	26	206-407	.506	63-97	.649	142-5.5	475-18.3
1976-77	25	168-378	.444	70-103	.680	136-5.4	406-16.2
1977-78	26	151-318	.475	76-106	.717	120-4.6	378-14.5
1978-79	23	159-311	.511	75-100	.750	145-6.3	393-17.1
<b>Totals</b>	<b>100</b>	<b>684-1414</b>	<b>.484</b>	<b>284-406</b>	<b>.700</b>	<b>543-5.4</b>	<b>1652-16.5</b>

## 6. DARRYL WILSON (1994-96 • 6-1 • 185 • G • Kennedy, AL) .....1,619



Helped pace coach Richard Williams' Bulldogs to a three-year composite record of 66-27 and three consecutive postseason tournament appearances as a three-time all-SEC backcourt performer... Member of MSU's 1996 NCAA Final Four and 1995 NCAA Sweet 16 ballclubs... Named to the 1996 SEC All-Tournament and NCAA All-Southeast Regional teams... Ranks No. 6 on the school's all-time scoring list (1,619 career points) and fifth among career scoring average leaders (17.4 ppg)... Paced the Bulldogs in scoring during each of his three MSU seasons... Scored in double figures in 83 of his 93 career outings, including 32 games with 20 or more points and a trio of 30-point efforts... The most prolific three-point marksman in school history, setting the career standards for three-pointers

made (258) and attempted (645)... Stands fourth on the school's career charts for free throws made (439) and attempted (541), while ranking fifth all-time among MSU's career free throw percentage leaders (81.2%)... Named to Coaches' All-SEC First Team as a senior, ranking fourth among the SEC's scoring leaders... Has played professionally in Italy for the past three years.

Season	GP	FGM-FGA	Pct	FTM-FTA	Pct	Rebounds	Points
1993-94	29	133-314	.424	138-171	.807	98-3.4	471-16.2
1994-95	30	150-357	.420	141-169	.834	140-4.7	535-17.8
1995-96	34	178-399	.446	160-201	.796	142-4.2	613-18.0
<b>Totals</b>	<b>93</b>	<b>461-1070</b>	<b>*.431</b>	<b>439-541</b>	<b>.812</b>	<b>380-4.1</b>	<b>1619-17.4</b>

\* 3FG: 1993-94 (67-181); 1994-95 (94-227); 1995-96 (97-237); Career (258-645)

## 7. JERRY JENKINS (1973-75 • 6-7 • 180 • G/F • Gulfport, MS) .....1,503




Two-time all-SEC performer who stands seventh on the school's all-time scoring list with 1,503 career points... Paced the Bulldogs in scoring during his junior and senior seasons... Averaged 22.1 points per contest as a second-team all-SEC selection during his final MSU campaign... His 19.3 career scoring average ranks fourth on MSU's all-time chart behind only Bailey Howell, Jim Ashmore and Jeff Malone... Ranks among the school's top-10 career leaders in free throw percentage (80.7%), free throws

made (297), along with field goals made (603) and attempted (1,305)... Also averaged 7.0 rebounds per game during his three-year State career, ranking among the top-25 all-time rebounders in school history with 543 career boards... Team captain of 1974-75 Mississippi State ballclub.

Season	GP	FGM-FGA	Pct	FTM-FTA	Pct	Rebounds	Points
1972-73	26	177-418	.423	103-133	.774	185-7.1	457-17.6
1973-74	26	199-418	.476	73-89	.820	178-6.8	471-18.1
1974-75	26	227-469	.484	121-146	.829	180-6.9	575-22.1
<b>Totals</b>	<b>78</b>	<b>603-1305</b>	<b>.462</b>	<b>297-368</b>	<b>.807</b>	<b>543-7.0</b>	<b>1503-19.3</b>

## 8. TONY WATTS (1989-92 • 6-2 • 165 • G • Rolling Fork, MS) .....1,491



Four-year letterman for the Bulldogs... Ranks eighth among the school's all-time scoring leaders with 1,491 career points... Averaged 13.2 points per outing over his 113-game MSU career... Capped his State career by earning second-team all-SEC honors as a senior... Recipient of the team's Babe McCarthy Memorial Award and Best Offensive Player honor as a senior after averaging a team-high and career-best 19.2 points per game... Stands third on the school's all-time list with 166 made three-pointers... Also ranks among Mississippi State's

top-10 career leaders in total field goals made (561) and attempted (1,217), three-pointers attempted (449), three-point field goal percentage (37.0%), free throw percentage (80.9%) and steals (154)... Led the SEC in free throw percentage (84.8%) as a senior... Named to the 1988-89 SEC All-Freshman Team.


Season	GP	FGM-FGA	Pct	FTM-FTA	Pct	Rebounds	Points
1988-89	27	107-222	.482	23-29	.793	39-1.4	267-9.9
1989-90	30	125-327	.382	58-76	.763	67-2.2	352-11.7
1990-91	28	130-255	.510	44-54	.815	69-2.5	335-12.0
1991-92	28	199-413	.482	78-92	.848	88-3.1	537-19.2
<b>Totals</b>	<b>113</b>	<b>561-1217</b>	<b>*.461</b>	<b>203-251</b>	<b>.809</b>	<b>263-2.3</b>	<b>1491-13.2</b>

\* 3FG: 1988-89 (30-77); 1989-90 (44-145); 1990-91 (31-85); 1991-92 (61-142); Career (166-449)



# 1,000-POINT CLUB

## 9. CAMERON BURNS (1989-91 • 6-7 • 220 • F • Flora, MS) .....1,460




Earned all-SEC honors each of his three Mississippi State seasons, including consensus first-team all-league recognition as a senior... Listed ninth on MSU's all-time scoring chart with 1,460 career points and also ninth with 16.8 career scoring average... Started all 87 games of his collegiate career... Paced the Bulldogs in scoring average all three years, highlighted by career-best averages of 18.2 points and 7.3 rebounds per game during junior campaign... Led the team in rebounding average and field goal percentage during his sophomore and junior campaigns... Set a single-season school record by shooting 67.1 percent from the field as a sophomore... Led the Southeastern Conference in field goal accuracy (59.7%) the following season (1989-90)...

Connected on 58.7 percent of his field goals during his career, ranking fifth on the school's all-time list... Stands second on MSU's all-time chart with 119 career dunks... Ranks fifth in career free throws made (334) and attempted (534) in school history... Member of two postseason tournament teams as a collegian (1991 NCAA & 1990 NIT).

Season	GP	FGM-FGA	Pct	FTM-FTA	Pct	Rebounds	Points
1988-89	28	167-249	.671	90-145	.621	176-6.3	424-15.1
1989-90	30	207-347	.597	133-205	.649	219-7.3	547-18.2
1990-91	29	189-363	.521	111-184	.603	176-6.1	489-16.9
<b>Totals</b>	<b>87</b>	<b>563-959</b>	<b>.587</b>	<b>334-534</b>	<b>.626</b>	<b>571-6.6</b>	<b>1460-16.8</b>

\* 3FG: 1990-91 (0-1)

## 10. TANG HAMILTON (1998-2001 • 6-7 • 220 • F • Jackson, MS) .....1,307



Three-year starter for the Bulldogs who became just the third player in school history (joining Bailey Howell and Rickey Brown) to score 1,300 or more career points and collect 600 or more career rebounds... Finished his MSU career ranked 10th on the school's all-time scoring list with 1,307 career points and 11th with 677 career rebounds... Also stands seventh on State's all-time charts with 132 career made three-pointers and 408 career three-point attempts, while ranking third with 106 career dunks...

Tied for second on MSU's all-time list by having appeared in 123 career games, including 93 career starts... Recipient of the team's Bailey Howell Rebounding Award as a senior, in addition to being voted the club's Best Offensive Player as a junior and Most Improved Player during his sophomore year... Member of two NIT teams with MSU (1999 & 2001)...

Has played professionally with the Miami Heat (NBA) and in the NBDL.

Season	GP	FGM-FGA	Pct	FTM-FTA	Pct	Rebounds	Points
1997-98	29	46-110	.418	17-27	.630	91-3.1	126-4.3
1998-99	33	138-288	.479	57-82	.695	187-5.7	373-11.3
1999-00	30	161-342	.471	67-96	.698	187-6.2	432-14.4
2000-01	31	144-289	.498	56-81	.691	212-6.8	376-12.1
<b>Totals</b>	<b>123</b>	<b>489-1029</b>	<b>.475</b>	<b>197-286</b>	<b>.689</b>	<b>677-5.5</b>	<b>1307-10.6</b>

\* 3FG: 1997-98 (17-58); 1998-99 (40-122); 1999-00 (43-140); 2000-01 (32-88); Career (132-408)

## 11. RICH KNARR (1973-76 • 6-1 • 165 • G • Collinsville, IL) .....1,305



Four-year letterwinner for the Bulldogs... Ranks 11th on the school's career scoring list with 1,305 points... Led MSU in scoring (18.0 ppg), assists (4.9 apg) and free throw percentage (84.3%) as a freshman (1972-73)... Team's leading free throw shooter during three of his four seasons, standing second all-time on MSU's career chart for free throw accuracy (84.7%)... Owns the Bulldogs' single-game standard by converting 18 consecutive free throws against Auburn during freshman campaign... Holds down No. 2 and 3 slots on MSU's single-season leader board for best free throw percentage (89.3% in 1975-76 and 87.3% in 1973-74)... Ranks eighth in MSU hoops history with 326 career assists in 97 games played... Recipient of a prestigious NCAA

Postgraduate Scholarship after his MSU playing days.

Season	GP	FGM-FGA	Pct	FTM-FTA	Pct	Rebounds	Points
1972-73	26	185-426	.434	97-115	.843	85-3.3	467-18.0
1973-74	22	150-350	.429	48-55	.873	60-2.7	348-15.8
1974-75	25	143-328	.436	26-35	.743	61-2.4	312-12.5
1975-76	24	64-142	.451	50-56	.893	23-1.0	178-7.4
<b>Totals</b>	<b>97</b>	<b>542-1246</b>	<b>.435</b>	<b>221-261</b>	<b>.847</b>	<b>229-2.4</b>	<b>1305-13.5</b>

## 12. TIMMY BOWERS (2001-04 • 6-2 • 190 • G • Gulfport, MS) .....1,300



Two-time all-SEC guard and two-time team co-captain for coach Rick Stansbury's Bulldogs... Finished his collegiate career as the all-time winningest basketball player in school history, having helped lead MSU to a four-year composite record of 92-35 (.724), including three straight NCAA Tournament appearances (2002-03-04), a semifinal-round NIT berth (2001), an overall SEC championship (2004), back-to-back SEC Western Division crowns (2003-04), and an SEC Tournament title (2002)... Became the first player in school history to participate in four postseason tournaments... Concluded his career ranked 12th on the school's

all-time scoring list with 1,300 points, in addition to standing 10th in assists (301), fourth in steals (161), and second in made 3-pointers (197)... Named All-SEC First Team as a senior after ranking 13th in the league in scoring (15.0 ppg), third in assists


(4.8 apg), fifth in made treys per game (2.4) and sixth in steals (1.9 spg).

Season	GP	FGM-FGA	Pct	FTM-FTA	Pct	Rebounds	Points
2000-01	23	21-55	.382	9-14	.643	20-0.9	57-2.5
2001-02	32	126-297	.424	38-63	.603	91-2.8	340-10.6
2002-03	31	162-346	.468	60-80	.750	117-3.8	454-14.6
2003-04	30	156-386	.404	66-89	.742	119-4.0	449-15.0
<b>Totals</b>	<b>116</b>	<b>465-1084</b>	<b>.429</b>	<b>173-246</b>	<b>.703</b>	<b>347-3.0</b>	<b>1300-11.2</b>

\* 3FG: 2000-01 (6-25); 2001-02 (50-136); 2002-03 (70-170); 2003-04 (71-202); Career (197-533)




## 13. JACK BOULDIN (1970-72 • 5-11 • 160 • G • Cincinnati, OH) .....1,257



Three-year letterman and senior team captain for the Bulldogs... Third-team all-SEC selection as a sophomore and second-team all-league performer the following season... Stands 13th all-time in MSU scoring annals with 1,257 career points and 10th in career scoring average (16.8 ppg)... Paced Mississippi State in scoring during junior (19.1 ppg) and senior (15.8 ppg) campaigns... Team's leading free throw shooter as a sophomore and junior... Topped the Bulldogs in assists during each of his three collegiate seasons... Ranks fifth in career MSU assists (357) and eighth all-time in free throw percentage (80.8%)... Listed among the school's top-10 career leaders in field goals made (511) and attempted (1,191).

Season	GP	FGM-FGA	Pct	FTM-FTA	Pct	Rebounds	Points
1969-70	24	152-353	.431	66-76	.868	73-3.0	370-15.4
1970-71	25	190-409	.465	97-117	.829	58-2.3	477-19.1
1971-72	26	169-429	.394	72-98	.735	72-2.8	410-15.8
<b>Totals</b>	<b>75</b>	<b>511-1191</b>	<b>.429</b>	<b>235-291</b>	<b>.808</b>	<b>203-2.7</b>	<b>1257-16.8</b>

## 14. JERRY GRAVES (1959-61 • 6-6 • 192 • F • Lexington, TN) .....1,245



Two-time all-Southeastern Conference standout for coach Babe McCarthy's squads... Three-year letterwinner who served as team's co-captain during junior and senior campaigns... Paced MSU in scoring, rebounding and free throw percentage in 1959-60 and 1960-61... Averaged 21.3 points and 10.3 rebounds per game, while shooting a team-best 53.9 percent from the field as a senior... No. 14 on Mississippi State's career scoring chart with 1,245 points and eighth in career scoring average (16.8 ppg)... Ranks seventh and ninth, respectively, all-time in career rebounding average (9.6 rpg) and total rebounds (713)... Stands third on the Bulldogs' career lists for free throws made (467) and attempted (587), while ranking 11th in career free throw percentage (79.6%)... Holds MSU's single-game records for most free throws made (21) and attempted (27) against Vanderbilt in 1960-61.

Season	GP	FGM-FGA	Pct	FTM-FTA	Pct	Rebounds	Points
1958-59	24	85-209	.407	78-101	.772	195-8.1	248-10.3
1959-60	25	146-381	.383	173-216	.801	261-10.4	465-18.6
1960-61	25	158-293	.539	216-270	.800	257-10.3	532-21.3
<b>Totals</b>	<b>74</b>	<b>389-883</b>	<b>.441</b>	<b>467-587</b>	<b>.796</b>	<b>713-9.6</b>	<b>1245-16.8</b>

## 15. ERICK DAMPIER (1994-96 • 6-11 • 265 • C • New Hebron, MS) .....1,231




Became only the fifth player in MSU history to earn first-team all-SEC honors during back-to-back seasons (1995-96 & 1994-95)... Helped lead the Bulldogs to three consecutive postseason tournament berths and a three-year composite record of 66-27... Ranks 15th on the school's all-time scoring list with 1,231 career points... Stands No. 4 on MSU's career rebounding chart with 859 boards and eighth all-time in career rebounding average... One of only three Bulldog players to have scored 1,200 or more career points and collected 800 or more career rebounds... Averaged 13.2 points, 9.2 rebounds and 2.7 blocks per game during his three-year MSU career... The school's all-time leading shot-blocker with 249 career blocks... Also holds MSU's marks for most blocks in a season (106 in 1995-96) and game (8 vs. BYU and Utah)... Stands fourth all-time on State's career field goal percentage chart (58.7%)... Had 33 career double-doubles... Picked 10th overall by

Season	GP	FGM-FGA	Pct	FTM-FTA	Pct	Rebounds	Points
1993-94	29	133-226	.589	78-159	.491	251-8.7	344-11.9
1994-95	30	153-239	.640	87-146	.596	291-9.7	393-13.1
1995-96	34	195-354	.551	104-170	.612	317-9.3	494-14.5
<b>Totals</b>	<b>93</b>	<b>481-819</b>	<b>.587</b>	<b>269-475</b>	<b>.566</b>	<b>859-9.2</b>	<b>1231-13.2</b>

Indiana in the 1996 NBA Draft... Now in his 10th NBA season and currently playing with Dallas.

## T-16. DAVE WILLIAMS (1966-68 • 6-7 • 220 • F/C • Byram, MS) .....1,219



Two-time all-SEC selection for coach Joe Dan Gold... Rates as one of only four Mississippi State players to have completed their respective collegiate careers by averaging 10 or more points and 10-plus rebounds... Currently tied for 16th (with Leland Mitchell) on the school's career scoring list (1,219 points) and seventh in rebounding with 772 career caroms... Completed his three-year career having averaged 16.0 points and 10.2 rebounds per outing... Career rebounding average ranks fifth on MSU's all-time chart... Led the Bulldogs in rebounding each of his three seasons, while ranking as the club's top scorer during his sophomore and junior campaigns... Stands 10th on the school's all-time chart with 1,163 career field goal attempts, including a school record-tying 33 attempts against Auburn in 1965-66... Averaged a career-best 19.7 points as well as 10.2 boards per contest as a sophomore... Selected in the

Season	GP	FGM-FGA	Pct	FTM-FTA	Pct	Rebounds	Points
1965-66	25	212-453	.468	68-95	.716	256-10.2	492-19.7
1966-67	25	146-371	.394	100-143	.699	247-9.9	392-15.7
1967-68	26	134-339	.395	67-102	.657	269-10.3	335-12.9
<b>Totals</b>	<b>76</b>	<b>492-1163</b>	<b>.423</b>	<b>235-340</b>	<b>.691</b>	<b>772-10.2</b>	<b>1219-16.0</b>

eighth round of the 1968 NBA Draft by the Cincinnati Royals, but never played professionally in the NBA.

## T-16. LELAND MITCHELL (1961-63 • 6-4 • 200 • F • Kiln, MS) .....1,219



Earned first-team all-SEC honors during his junior and senior seasons for the Bulldogs... Helped pace coach Babe McCarthy's clubs to a three-year composite record of 65-13, including three SEC Championships... Tied with Dave Williams for 16th place on Mississippi State's career scoring chart with 1,219 points... Ranks 10th on the school's career rebounding list with 705 boards, while standing ninth all-time with his 9.0 career rebounding average... Topped MSU in scoring and rebounding during his junior and senior campaigns, including career-best scoring (17.1 ppg) and rebounding (9.8 rpg) averages as a senior... Ranks 11th on the Bulldogs' all-time list with 285 career free throws made... Member of the Mississippi State University Sports Hall of Fame... Selected in the second round of the 1963 NBA Draft by the St. Louis Hawks... Also signed a pro contract with the NFL's Dallas Cowboys in 1963 before opting to pursue his basketball career... Played one season (1967-68), along with former


Season	GP	FGM-FGA	Pct	FTM-FTA	Pct	Rebounds	Points
1960-61	25	126-313	.403	70-101	.693	210-8.4	322-12.9
1961-62	25	162-408	.397	93-120	.775	222-8.9	417-16.7
1962-63	28	179-408	.439	122-171	.713	273-9.8	480-17.1
<b>Totals</b>	<b>78</b>	<b>467-1129</b>	<b>.414</b>	<b>285-392</b>	<b>.727</b>	<b>705-9.0</b>	<b>1219-15.6</b>

MSU teammate Red Stroud, for Babe McCarthy's New Orleans Buccaneers of the American Basketball Association.



# 1,000-POINT CLUB

## 18. MARIO AUSTIN (2001-03 • 6-9 • 260 • F/C • York, AL) .....I,199




overall by the Chicago Bulls in the 2003 NBA Draft... Played with the WBA's Jackson Rage in 2004 and was voted league MVP.

Two-time all-SEC performer who helped lead coach Rick Stansbury's Bulldogs to a three-year composite record of 66-31, including back-to-back NCAA Tournament appearances, an SEC Western Division championship, an SEC Tournament title, and an NIT quarterfinal-round showing... Ranks 18th on MSU's all-time scoring list with 1,199 career points and 19th with 570 career rebounds... Led the Bulldogs and ranked among the SEC's Top 10 leaders in scoring, rebounding and field-goal percentage during both his sophomore and junior campaigns... Collected first-team all-league honors and was a finalist for the John R. Wooden All-American Team as a junior... Averaged a career-high 16.1 points per game as a second-team all-SEC selection during his sophomore year... Set a new all-time school standard with 51 career charges taken... Named a 1999-2000 McDonald's High School All-American... Selected 36th

Season	GP	FGM-FGA	Pct	FTM-FTA	Pct	Rebounds	Points
2000-01	31	99-207	.478	48-73	.658	112-3.6	246-7.9
2001-02	35	209-375	.557	146-222	.658	266-7.6	565-16.1
2002-03	25	149-279	.534	85-128	.664	192-7.7	388-15.5
<b>Totals</b>	<b>91</b>	<b>457-861</b>	<b>.531</b>	<b>279-423</b>	<b>.660</b>	<b>570-6.3</b>	<b>1199-13.2</b>

\* 3FG: 2001-02 (1-5); 2002-03 (5-12); Career (6-17)

## 19. MARCKELL PATTERSON (1999-2002 • 6-5 • 185 • F/G • Eupora, MS) ..I,168



Throw Percentage Award... Totalled 480 rebounds, 210 assists and 103 steals during his career.

Four-year letterwinner for coach Rick Stansbury's Bulldogs, having started 86 of his 122 collegiate contests... Helped lead Mississippi State to 79 total wins during his career, including the 2002 SEC Tournament championship and second-round NCAA Tournament appearance, as well as NIT berths during the 2000-01 and 1998-99 campaigns... Ranks 19th on MSU's all-time scoring list with 1,168 career points, while also standing among the school's all-time top-10 leaders in career games played (122) and three-pointers made (101)... Ranked among the team's scoring leaders during his junior (12.2 ppg) and senior (12.3 ppg) campaigns, while also rating among the SEC's free throw percentage leaders as both a junior (79.6%) and senior (77.9%)... Two-time recipient of MSU's Best Free

Season	GP	FGM-FGA	Pct	FTM-FTA	Pct	Rebounds	Points
1998-99	28	42-102	.412	21-31	.677	89-3.2	111-4.0
1999-00	28	89-199	.447	49-70	.700	108-3.9	248-8.9
2000-01	31	127-275	.462	82-103	.796	136-4.4	378-12.2
2001-02	35	145-301	.482	109-140	.779	147-4.2	431-12.3
<b>Totals</b>	<b>122</b>	<b>403-877</b>	<b>.460</b>	<b>261-344</b>	<b>.759</b>	<b>480-3.9</b>	<b>1168-9.6</b>

\* 3FG: 1998-99 (6-24); 1999-00 (21-64); 2000-01 (42-113); 2001-02 (32-97); Career (101-298)

## 20. GARY HOOKER (1976-78 • 6-5 • 175 • F • Manhattan, NY) .....I,144



Draft by the Seattle Supersonics... Never played in the NBA, but did tour professionally with the Harlem Globetrotters.

Tallied 1,144 points, No. 20 all-time in MSU hoops history, during his three-year Mississippi State career... Averaged 14.3 points per game for his MSU career, with his personal-best scoring average of 17.7 ppg coming as a freshman... Team's third-leading scorer behind Rickey Brown and Ray White during his sophomore and junior seasons... Ranks 20th on the school's all-time list with 564 career rebounds (7.1 rpg)... Paced the Bulldogs in free throw percentage (80.6%) and steals (47) in 1976-77... Ranks among the school's top-15 career leaders in steals (114) and blocks (65)... Holds single-game school record with eight steals ver-

Season	GP	FGM-FGA	Pct	FTM-FTA	Pct	Rebounds	Points
1975-76	26	186-391	.476	89-124	.718	175-6.7	461-17.7
1976-77	27	146-338	.432	108-134	.806	196-7.3	400-14.8
1977-78	27	120-214	.561	43-62	.694	193-7.1	283-10.5
<b>Totals</b>	<b>80</b>	<b>452-943</b>	<b>.479</b>	<b>240-320</b>	<b>.750</b>	<b>564-7.1</b>	<b>1144-14.3</b>

## 21. WILEY PECK (1976-79 • 6-8 • 225 • F • Montgomery, AL) .....I,136



tain during each of his final three MSU seasons... Selected in the first round (19th pick overall) of the 1979 NBA Draft by the San Antonio Spurs.

Two-time all-SEC performer who ranks 21st and third, respectively, on the school's career scoring (1,136 points) and rebounding (964) lists... Stands sixth all-time among MSU's career field goal percentage leaders (57.8%)... Led the team in field goal accuracy during each of his four seasons... Ranks fifth in career blocks (117)... Paced the Bulldogs in rebounding during his junior and senior campaigns, topping the SEC in both rebounding (11.3 rpg) and field goal percentage (64.4%) in his final year... Stands eighth on MSU's all-time chart with 456 career free throws attempted and 10th with 9.0 career rebounding average... Ranks fifth in career minutes played with 3,339... The school's only three-time recipient of the prestigious Babe McCarthy Memorial Award, given annually to the Bulldog player who best exemplifies the highest traits of character, leadership, desire and hustle... Served as team co-cap-

Season	GP	FGM-FGA	Pct	FTM-FTA	Pct	Rebounds	Points
1975-76	25	83-154	.539	26-55	.473	169-6.8	192-7.7
1976-77	27	104-195	.533	68-114	.596	250-9.3	276-10.2
1977-78	27	98-171	.573	65-129	.504	228-8.4	261-9.7
1978-79	28	154-239	.644	99-158	.627	317-11.3	407-14.5
<b>Totals</b>	<b>107</b>	<b>439-759</b>	<b>.578</b>	<b>258-456</b>	<b>.566</b>	<b>964-9.0</b>	<b>1136-10.6</b>

## 22. GREG CARTER (1988-91 • 6-6 • 215 • F • Forest, MS) .....I,123



the team's Babe McCarthy Memorial Award as a senior.

Former Bulldog standout who then served a seven-year stint (1994-2001) on the MSU coaching staff... Presently ranks 22nd on Mississippi State's all-time scoring chart with 1,123 career points... Stands 15th all-time with 611 career rebounds... Improved his scoring and rebounding averages every season during his collegiate career... Ranks among MSU's career top-15 leaders in steals (115) and blocks (53)... Started 101 contests during his 114-game career, including all 59 games of his junior and senior campaigns combined... Paced the 1990-91 SEC co-champion Bulldogs in rebounding (7.8 rpg) and field goal percentage (56.5%) en route to claiming first-team all-SEC plaudits... Also voted to the 1990-91 All-SEC Defensive Team... Two-time recipient of the club's Best Defensive Player award... Led MSU in free throw percentage (82.9%) during his junior campaign... Recipient of


Season	GP	FGM-FGA	Pct	FTM-FTA	Pct	Rebounds	Points
1987-88	27	59-130	.454	14-23	.609	83-3.1	140-5.2
1988-89	28	66-137	.482	11-15	.733	98-3.5	148-5.3
1989-90	30	140-252	.556	92-111	.829	204-6.8	389-13.0
1990-91	29	170-301	.565	96-121	.793	226-7.8	446-15.4
<b>Totals</b>	<b>114</b>	<b>435-820</b>	<b>.531</b>	<b>213-270</b>	<b>.789</b>	<b>611-5.4</b>	<b>1123-9.9</b>

\* 3FG: 1987-88 (8-23); 1988-89 (5-18); 1989-90 (17-41); 1990-91 (10-36); Career (40-118)





## 23. TYRONE WASHINGTON (1996-99 • 6-10 • 260 • C • Indianola, MS) . . . . .1,119



Two-time all-SEC performer for the Bulldogs... Helped pace Mississippi State to 73 wins during his four-year career, including an NCAA Final Four appearance in 1995-96 and an NIT berth in 1998-99... Ranks 23rd on MSU's all-time scoring chart (1,119 career points), fifth in career rebounding (847) and second in career blocks (198)... Stands as one of only five Bulldog players in school history to score 1,000 or more career points and collect 800 or more career rebounds... Rates tied for second all-time (with Tang Hamilton) by having appeared in 123 career MSU games... Started 92 consecutive games in which he played spanning his sophomore, junior and senior seasons... Ranked among the SEC's top-20 statistical leaders in scoring, rebounding and blocks during his junior and senior campaigns... Led MSU in rebounding and blocks three straight years... Paced State in scoring as a senior... Picked in the second round of the 1999 NBA Draft.

Season	GP	FGM-FGA	Pct	FTM-FTA	Pct	Rebounds	Points
1995-96	31	22-54	.407	12-20	.600	64-2.1	56-1.8
1996-97	30	103-241	.427	64-89	.719	237-7.9	270-9.0
1997-98	29	147-277	.531	79-131	.603	269-9.3	373-12.9
1998-99	33	158-315	.502	104-160	.650	277-8.4	420-12.7
<b>Totals</b>	<b>123</b>	<b>430-887</b>	<b>.485</b>	<b>259-400</b>	<b>.648</b>	<b>847-6.9</b>	<b>1119-9.1</b>

## 24. W.D. "RED" STROUD (1961-63 • 6-1 • 155 • G • Forest, MS) . . . . .1,116



Collected all-SEC honors during each of his three collegiate seasons, helping pace coach Babe McCarthy's MSU squads to a three-year composite record of 65-13 and a trio of Southeastern Conference basketball titles... Earned third-team all-league plaudits as a sophomore prior to being named first-team all-SEC during junior and senior campaigns... Garnered all-America status as a junior... Stands No. 24 on the school's all-time scoring chart with 1,116 career points... Ranks fourth in career free throw percentage (82.5%), pacing the Bulldogs in accuracy from the line during junior and senior years... Stands ninth on State's all-time chart with 296 career free throws made... Competed on MSU's first-ever NCAA Tournament team in 1963... Member of the MSU and Mississippi Sports Halls of Fame... Selected in the fifth round (45th pick overall) in the 1963 NBA Draft by the Boston Celtics... Later teamed with former MSU standout Leland Mitchell on the McCarthy-coached 1967-68 New Orleans Buccaneers club of the ABA.

Season	GP	FGM-FGA	Pct	FTM-FTA	Pct	Rebounds	Points
1960-61	24	119-243	.490	60-84	.714	67-2.8	298-12.4
1961-62	25	141-314	.449	116-137	.847	42-1.7	398-15.9
1962-63	25	150-348	.431	120-138	.870	90-3.6	420-16.8
<b>Totals</b>	<b>74</b>	<b>410-905</b>	<b>.453</b>	<b>296-359</b>	<b>.825</b>	<b>199-2.7</b>	<b>1116-15.1</b>


## 25. LARRY FRY (1973-75 • 6-5 • 205 • F • Lexington, TN) . . . . .1,079



Consistent Bulldog performer who presently ranks 25th and 14th, respectively, on the school's career scoring (1,079) and rebounding (628) lists... One of 12 Bulldog players to have scored 1,000 or more career points and collected 600 or more career rebounds... Stands eighth all-time in school hoops history with career shooting percentage of 56.6 percent from the field... Averaged 13.8 points and 8.1 boards per contest throughout his three years at Mississippi State... Posted career-best averages (15.5 ppg & 8.8 rpg) during his senior campaign... Paced MSU in rebounding (7.7 rpg) and field goal percentage (52.1%) as a sophomore... Shot 60.5 percent and a team-leading 57.2 percent from the field during his junior and senior years, respectively... Originally hails from Lexington, Tenn., the same hometown as fellow Mississippi State 1,000-point scorer Jerry Graves.

Season	GP	FGM-FGA	Pct	FTM-FTA	Pct	Rebounds	Points
1972-73	26	123-236	.521	79-106	.745	200-7.7	325-12.5
1973-74	26	141-233	.605	68-100	.680	200-7.7	350-13.5
1974-75	26	167-292	.572	70-113	.619	228-8.8	404-15.5
<b>Totals</b>	<b>78</b>	<b>431-761</b>	<b>.566</b>	<b>217-319</b>	<b>.680</b>	<b>628-8.1</b>	<b>1079-13.8</b>

## 26. LAWRENCE ROBERTS (2004-05 • 6-9 • 240 • F • Houston, TX) . . . . .1,048




Twice earned first-team all-SEC honors for the Bulldogs after transferring from Baylor University... Became MSU's first consensus first-team all-American since Bailey Howell and collected SEC Player of the Year plaudits as a junior in his first State season... Recipient of the inaugural Cellular South Howell Trophy as the state's top college basketball player as a senior... Became just the fourth player in school history to average a double-double for his career, averaging 16.9 points and 10.5 rebounds per game during his two-year, 62-game MSU career to rank seventh and third all-time, respectively, on the school's career charts... Stands 26th on MSU's all-time scoring chart with 1,048 career points, becoming just the third State player to reach 1,000 points in two seasons... Ranks 13th on State's all-time list with 654 career rebounds... Totaled 1,942 points (16.5 ppg), 1,172 rebounds (9.9 rpg) and 58 double-doubles (36 at MSU) for his four-year college career... Drafted in the second round of the 2005 NBA Draft by Seattle but then traded to Memphis.

Season	GP	FGM-FGA	Pct	FTM-FTA	Pct	Rebounds	Points
2003-04	30	175-337	.519	144-227	.634	303-10.1	506-16.9
2004-05	32	171-382	.448	188-288	.653	351-11.0	542-16.9
<b>Totals</b>	<b>62</b>	<b>346-719</b>	<b>.481</b>	<b>332-515</b>	<b>.645</b>	<b>654-10.5</b>	<b>1048-16.9</b>

\* 3FG: 2003-04 (12-40); 2004-05 (12-41); Career (24-81)

## 27. GREG LOCKHART (1986-89 • 6-2 • 170 • G • Memphis, TN) . . . . .1,042



Four-year letterman who played for coaches Bob Boyd and Richard Williams at MSU... Currently ranks 27th on Mississippi State's career scoring chart with 1,042 points... Best year came as a senior when he averaged 13.7 points per contest... Paced 1987-88 Bulldog contingent with 9.9 ppg scoring average... Played in exactly 100 games as a collegian, averaging 10.4 points per outing during his career... Ranks among the school's top-15 career leaders in assists (285) and steals (122)... Topped the team in both assists and steals during each of his final two MSU seasons... Owns a 76.9 career shooting percentage from the charity line... Led the Bulldogs in accuracy from the stripe during freshman (82.0%) and junior (72.9%) campaigns... Two-time recipient of the team's Best Defensive Player award... Voted to the 1985-86 SEC All-Freshman Team.

Season	GP	FGM-FGA	Pct	FTM-FTA	Pct	Rebounds	Points
1985-86	30	107-257	.416	50-61	.820	37-1.2	264-8.8
1986-87	13	45-115	.391	14-21	.667	25-1.9	107-8.2
1987-88	29	104-258	.403	70-96	.729	85-2.9	287-9.9
1988-89	28	142-304	.467	82-103	.796	88-3.1	384-13.7
<b>Totals</b>	<b>100</b>	<b>398-934</b>	<b>.426</b>	<b>216-281</b>	<b>.769</b>	<b>235-2.4</b>	<b>1042-10.4</b>

\* 3FG: 1986-87 (3-17); 1987-88 (9-35); 1988-89 (18-46); Career (30-98)



# FRESHMAN SEASON RECORDS

## Points Scored

Name	Season	G	Pts	Avg
1. Rickey Brown	1976-77	27	520	19.3
2. Ray White	1975-76	26	475	18.3
3. Rich Knarr	1972-73	26	467	18.0
4. Gary Hooker	1975-76	26	461	17.7
5. Jamont Gordon	2005-06	30	413	13.8
6. Erick Dampier	1993-94	29	344	11.9
7. Jeff Malone	1979-80	27	320	11.9
8. Reginald Delk	2005-06	30	268	8.9
9. Tony Watts	1988-89	27	267	9.9
10. Greg Lockhart	1985-86	30	264	8.8

## Scoring Average

Name	Season	G	Pts	Avg
1. Rickey Brown	1976-77	27	520	19.3
2. Ray White	1975-76	26	475	18.3
3. Rich Knarr	1972-73	26	467	18.0
4. Gary Hooker	1975-76	26	461	17.7
5. Jamont Gordon	2005-06	30	413	13.8
6. Erick Dampier	1993-94	29	344	11.9
7. Jeff Malone	1979-80	27	320	11.9
8. Tony Watts	1988-89	27	267	9.9
9. Chan. Nichols	1987-88	28	257	9.2
10. Carl Nichols	1987-88	29	260	9.0

## Rebounds

Name	Season	G	Reb	Avg
1. Rickey Brown	1976-77	27	292	10.8
2. Erick Dampier	1993-94	29	251	8.7
3. Kalpatrick Wells	1979-80	27	209	7.7
4. Jamont Gordon	2005-06	30	203	6.8
5. Carl Nichols	1987-88	29	192	6.6
6. Gary Hooker	1975-76	26	175	6.7
7. Chan. Nichols	1987-88	28	169	6.0
Wiley Peck	1975-76	25	169	6.8
9. Ray White	1975-76	26	142	5.5
10. Raymond Brown	1984-85	28	140	5.0

## Rebounding Average

Name	Season	G	Reb	Avg
1. Rickey Brown	1976-77	27	292	10.8
2. Erick Dampier	1993-94	29	251	8.7
3. Kalpatrick Wells	1979-80	27	209	7.7
4. Jamont Gordon	2005-06	30	203	6.8
5. Wiley Peck	1975-76	25	169	6.8
6. Gary Hooker	1975-76	26	175	6.7
7. Carl Nichols	1987-88	29	192	6.6
8. Chan. Nichols	1987-88	28	169	6.0
9. Ray White	1975-76	26	142	5.5
10. Raymond Brown	1984-85	28	140	5.0

## Assists

Name	Season	G	Ast	Avg
1. Jamont Gordon	2005-06	30	129	4.3
2. Rich Knarr	1972-73	26	127	4.9
3. Gary Ervin	2003-04	30	74	2.5
4. Greg Lockhart	1985-86	30	70	2.3
5. Ray White	1975-76	26	69	2.7
6. Gary Hooker	1975-76	26	68	2.6
7. Jeff Norwood	1981-82	27	60	2.2
8. Marcus Bullard	1994-95	30	54	1.8
9. Tony Watts	1988-89	27	50	1.9
10. Terry Lewis	1979-80	20	47	2.4

## Blocked Shots

Name	Season	G	BS	Avg
1. Erick Dampier	1993-94	29	65	2.2
2. Rickey Brown	1976-77	27	58	2.1
3. Kalpatrick Wells	1979-80	27	51	1.9
4. Wiley Peck	1975-76	25	37	1.5
5. Chan. Nichols	1987-88	28	30	1.1
6. Carl Nichols	1987-88	29	21	0.7
7. Gary Hooker	1975-76	26	20	0.8
8. Tony Robinson	1983-84	25	18	0.7
9. Quentin Smith	1996-97	30	17	0.6
10. Jamont Gordon	2005-06	30	16	0.5

## Steals

Name	Season	G	Stl	Avg
1. Ray White	1975-76	26	60	2.3
2. Jeff Norwood	1981-82	27	45	1.7
Gary Hooker	1975-76	26	45	1.7
4. D. Zimmerman	1999-00	30	36	1.2
5. Jamont Gordon	2005-06	30	34	1.1
6. Reginald Delk	2005-06	30	32	1.1
7. Gary Ervin	2003-04	30	31	1.0
Greg Lockhart	1985-86	30	31	1.0
9. Carl Nichols	1987-88	29	28	1.0
Raymond Brown	1984-85	28	28	1.0

## Field Goals Made

Name	Season	FGM	FGA	Pct
1. Rickey Brown	1976-77	225	443	.508
2. Ray White	1975-76	206	407	.506
3. Gary Hooker	1975-76	186	391	.476
4. Rich Knarr	1972-73	185	426	.434
5. Jamont Gordon	2005-06	139	341	.408
Jeff Malone	1979-80	139	303	.459
7. Erick Dampier	1993-94	133	226	.589
8. Tony Watts	1988-89	107	222	.482
Greg Lockhart	1985-86	107	257	.416
10. Raymond Brown	1984-85	103	201	.512

## Field Goals Attempted

Name	Season	FGM	FGA	Pct
1. Rickey Brown	1976-77	225	443	.508
2. Rich Knarr	1972-73	185	426	.434
3. Ray White	1975-76	206	407	.506
4. Gary Hooker	1975-76	186	391	.476
5. Jamont Gordon	2005-06	139	341	.408
6. Jeff Malone	1979-80	139	303	.459
7. Greg Lockhart	1985-86	107	257	.416
8. Erick Dampier	1993-94	133	226	.589
9. Vandale Thomas	1992-93	97	222	.437
Tony Watts	1988-89	107	222	.482

## 3-Point Field Goals Made

Name	Season	FGM	FGA	Pct
1. Reginald Delk	2005-06	59	144	.410
2. Tony Watts	1988-89	30	77	.390
3. Marcus Bullard	1994-95	29	71	.409
4. Jamont Gordon	2005-06	27	104	.260
Doug Hartsfield	1987-88	27	62	.436
Todd Merritt	1987-88	27	73	.370
7. Derrick Jones	1996-97	24	80	.300
8. Brad Smith	1989-90	20	61	.328
9. Bart Hyche	1995-96	18	42	.429
10. Tang Hamilton	1997-98	17	58	.293

## 3-Point Field Goals Att.

Name	Season	FGM	FGA	Pct
1. Reginald Delk	2005-06	59	144	.410
2. Jamont Gordon	2005-06	27	104	.260
3. Derrick Jones	1996-97	24	80	.300
4. Tony Watts	1988-89	30	77	.390
5. Todd Merritt	1987-88	27	73	.370
6. Marcus Bullard	1994-95	29	71	.409
7. Doug Hartsfield	1987-88	27	62	.436
8. Brad Smith	1989-90	20	61	.328
9. Tang Hamilton	1997-98	17	58	.293
10. Marcus Grant	1991-92	13	48	.271

## Free Throws Made

Name	Season	FTM	FTA	Pct
1. Jamont Gordon	2005-06	108	167	.647
2. Rich Knarr	1972-73	97	115	.843
3. Gary Hooker	1975-76	89	124	.718
4. Erick Dampier	1993-94	78	159	.491
5. Rickey Brown	1976-77	70	97	.722
6. Ray White	1975-76	63	97	.649
7. Carl Nichols	1987-88	62	96	.646
8. Chan. Nichols	1987-88	55	95	.579
9. Jeff Norwood	1981-82	51	76	.671
10. Greg Lockhart	1985-86	50	61	.820

## Free Throws Attempted

Name	Season	FTM	FTA	Pct
1. Jamont Gordon	2005-06	108	167	.647
2. Erick Dampier	1993-94	78	159	.491
3. Gary Hooker	1975-76	89	124	.718
4. Rich Knarr	1972-73	97	115	.843
5. Rickey Brown	1976-77	70	97	.722
Ray White	1975-76	63	97	.649
7. Carl Nichols	1987-88	62	96	.646
8. Chan. Nichols	1987-88	55	95	.579
9. Greg Anderson	1991-92	48	77	.623
10. Jeff Norwood	1981-82	51	76	.671

## Minutes Played

Name	Season	G	Min	Avg
1. Jamont Gordon	2005-06	30	988	32.9
2. Jeff Norwood	1981-82	27	968	35.9
3. Ray White	1975-76	26	926	35.6
4. Gary Hooker	1975-76	26	890	34.2
5. Carl Nichols	1987-88	29	884	30.5
6. Rickey Brown	1976-77	27	824	30.5
7. Reginald Delk	2005-06	30	821	27.4
8. Rich Knarr	1972-73	26	819	31.5
9. Raymond Brown	1984-85	28	813	29.0
10. Jeff Malone	1979-80	27	781	28.9

## Minutes Average

Name	Season	G	Min	Avg
1. Jeff Norwood	1981-82	27	968	35.9
2. Ray White	1975-76	26	926	35.6
3. Gary Hooker	1975-76	26	890	34.2
4. Jamont Gordon	2005-06	30	988	32.9
5. Rich Knarr	1972-73	26	819	31.5
6. Rickey Brown	1976-77	27	824	30.5
7. Carl Nichols	1987-88	29	884	30.5
8. Raymond Brown	1984-85	28	813	29.0
9. Jeff Malone	1979-80	27	781	28.9
10. Wiley Peck	1975-76	25	706	28.2



## INDIVIDUAL RECORDS

### Most Points Scored:

58, Pete Maravich, LSU (12-22-67 at Baton Rouge)

### Most Field Goals Made:

22, Pete Maravich, LSU (3-2-70 at Starkville & 12-22-67 at Baton Rouge)

### Most Field Goals Attempted:

49, Pete Maravich, LSU (3-3-69 at Starkville)

### Best Field Goal Percentage:

1.000 (12-of-12), Durand Macklin, LSU (1-5-80 at Baton Rouge)

### Most 3-Point Field Goals Made:

9, Brad Boyd, Louisiana-Lafayette (11-23-02 at Starkville)

### Most 3-Point Field Goals Attempted:

19, Edward Garriet, McNeese State (12-1-03 at Starkville)

### Best 3-Point Field Goal Percentage:

1.000 (5-of-5), Dru Joyce, Akron (12-20-05 at Guaynabo, PR)

### Most Free Throws Made:

18, Dwight Anderson, Kentucky (2-12-79 at Lexington); 18, Kenny Higgs, LSU (1-2-78 at Starkville)

### Most Free Throws Attempted:

23, Dwight Anderson, Kentucky (2-12-79 at Lexington); 23, Calvin Natt, Northeast Louisiana (12-5-77 at Starkville)

### Best Free Throw Percentage:

1.000 (16-of-16), Eddie Palubinskas, LSU (3-1-73 at Baton Rouge); 1.000 (15-of-15), Eddie Johnson, Auburn (1-20-75 at Auburn)

### Most Rebounds:

31, Nate Thurmond, Bowling Green (3-16-63 at East Lansing, MI)

### Most Offensive Rebounds:

10, Kevin Hendrix, Alabama (1-28-06 at Tuscaloosa)

### Most Defensive Rebounds:

18, Ernie Abercrombie, Oklahoma (2-10-96 at Norman)

### Most Assists:

17, Kenny Higgs, LSU (1-19-76 at Starkville)

### Most Turnovers:

12, Eddie Johnson, Auburn (1-20-75 at Auburn)

### Most Blocked Shots:

11, Theo Ratliff, Wyoming (12-28-94 at Casper, WY)

### Most Steals:

8, Rajon Rondo, Kentucky (2-19-05 at Lexington); Jack Givens, Kentucky (1-3-76 at Starkville)

### Most Dunks:

8, Eugene McDowell, Florida (1-5-83 at Gainesville); 8, Dominique Wilkins, Georgia (2-10-82 at Athens)

### Most Minutes Played:

58, Gerald Glass, Mississippi [4OT] (1-24-90 at Starkville)

## LAST TIME AN MSU OPPOSING PLAYER

### Scored 35 or more points:

38, Mo Finley, UAB (12-6-03 at Starkville)

### Scored 40 or more points:

40, Steve Logan, Cincinnati (12-21-01 at Las Vegas)

### Had 20 or more rebounds:

22, Ernie Abercrombie, Oklahoma (2-10-96 at Norman)

### Had 10 or more assists:

10, Ronald Steele, Alabama (1-18-05 at Tuscaloosa)

### Had six or more steals:

6, Tyronn Mitchell, Northwestern State (11-26-05 at Starkville)

### Had six or more blocked shots:

6, Tyrus Thomas, LSU (1-18-06 at Starkville)

## LAST TIME AN MSU OPPOSING TEAM

### Scored 100 or more points:

115, Arkansas (2-20-93 at Fayetteville)

### Was held to 60 points or less:

59, South Carolina (3-9-06 at Nashville, TN)

### Was held to 55 points or less:

55, Mississippi (2-18-06 at Starkville)

### Was held to 50 points or less:

38, Charlotte (11-23-05 at Charlotte)

### Shot 60 percent or better from the field:

.600 [30-50], Auburn (2-5-05 at Auburn)

### Shot 65 percent or better from the field:

.702 [40-57], Georgia (2-28-01 at Athens)

### Was held to less than 30 percent from field:

.217 [13-60], Charlotte (11-23-05 at Charlotte)

### Made 10 or more 3-pointers:

10, Arkansas (3-1-06 at Fayetteville)

### Was held without a 3-pointer:

[0-19], South Carolina (3-2-02 at Columbia)

### Attempted 30 or more 3-pointers:

32, Georgia (2-25-06 at Starkville)

### Did not attempt a 3-pointer:

LSU (1-30-88 at Baton Rouge)

### Shot 95 percent or better from the line:

1.000 [10-10], Florida (3-11-05 at Atlanta, GA)

### Had 50 or more rebounds:

51, LSU (2-15-06 at Baton Rouge)

### Had 30 or more assists:

32, Arkansas (2-20-93 at Fayetteville)

### Had 30 or more turnovers:

32, Loyola [New Orleans] (12-14-96 at Starkville)

### Had 10 or more blocked shots:

10, South Carolina (2-11-04 at Columbia)

### Had 20 or more steals:

21, Arkansas (1-15-92 at Fayetteville)

## TEAM RECORDS

### Most Points Scored:

120, Vanderbilt (3-8-69 at Starkville)

### Most Field Goals Made:

51, Kentucky (3-8-75 at Starkville)

### Most Field Goals Attempted:

103, Tampa (2-15-57 at Tampa)

### Best Field Goal Percentage:

.729 (27-of-37), Mississippi (2-16-80 at Starkville)

### Most 3-Point Field Goals Made:

17, Troy (12-10-05 at Starkville)

### Most 3-Point Field Goals Attempted:

45, Troy (12-10-05 at Starkville)

### Best 3-Point Field Goal Percentage:

.727 (8-of-11), Auburn (2-19-94 at Starkville)

### Most Free Throws Made:

40, Vanderbilt (1-26-80 at Nashville); Kentucky (2-12-79 at Lexington); Auburn (1-20-75 at Auburn); Florida (2-26-72 at Gainesville)

### Most Free Throws Attempted:

56, Kentucky (2-12-79 at Lexington)

### Best Free Throw Percentage (Min. 15 FTM):

1.000 (19-of-19), Kentucky (1-10-83 at Starkville)

### Best Free Throw Percentage (Min. 20 FTM):

.972 (35-of-36), Vanderbilt (2-26-86 at Nashville)

### Most Rebounds:

75, Florida (2-19-55 at Gainesville)

### Most Offensive Rebounds:

28, Troy State (11-30-93 at Starkville)

### Most Defensive Rebounds:

36, Miami [FL] (12-28-90 at West Palm Beach, FL)

### Most Assists:

33, Kentucky (1-23-80 at Starkville)

### Most Turnovers:

37, Southern Mississippi (12-2-76 at Starkville)

### Most Blocked Shots:

12, Stanford (12-21-99 at Oakland, CA)

### Most Steals:

23, Kentucky (1-9-91 at Lexington)



# TEAM RECORDS

## Most Points Scored:

Game: 123 vs. Troy State (12-5-95)

Season: 2582 (2001-02)

## Fewest Points Scored (Since 1950):

Game: 20 vs. Georgia (1-13-82)

Season: 1234 (1952-53)

## Most Combined Points Scored:

Game: 216 (MSU 110 vs. Vanderbilt 106-OT, 12-6-79)

## Fewest Combined Points Scored (Since 1950):

Game: 39 (MSU 23 at Mississippi 16, 2-28-59)

## Highest Scoring Average:

Season: 84.8 (1956-57)

## Lowest Scoring Average (Since 1950):

Season: 49.5 (1981-82)

## Most Points Allowed:

Game: 120 vs. Vanderbilt (3-8-69)

Season: 2334 (2001-02)

## Fewest Points Allowed (Since 1950):

Game: 16 at Mississippi (2-28-59)

Season: 1340 (1952-53)

## Most Field Goals Made:

Game: 50 vs. Southeastern Louisiana (1-27-64)

Season: 943 (2001-02)

## Fewest Field Goals Made (Since 1950):

Game: 8 at Mississippi (2-28-59)

Season: 433 (1952-53)

## Most Field Goals Attempted:

Game: 115 vs. Howard College (12-2-55)

Season: 1965 (2001-02 & 1955-56)

## Fewest Field Goals Attempted (Since 1954):

Game: 20 vs. Georgia (1-13-82)

Season: 1077 (1981-82)

## Highest Field Goal Percentage:

Game (Min. 30 FGA): .710 (22-of-31) at Tennessee (2-17-82)

Season: .513 [892-of-1739] (1978-79)

## Most 3-Point Field Goals Made:

Game: 14 vs. Santa Clara (12-3-05);

vs. Auburn (3-2-04); vs. Alabama (3-4-00);

vs. Old Dominion (12-19-96)

Season: 240 (1994-95)

## Fewest 3-Point Field Goals Made:

Game: 0, Last time: at Alabama (1-18-05)

Season: 58 (1986-87)

## Most 3-Point Field Goals Attempted:

Game: 35 vs. Nicholls State (11-21-04)

Season: 643 (1994-95)

## Fewest 3-Point Field Goals Attempted:

Game: 0 vs. Mississippi (1-14-87)

Season: 211 (1986-87)

## Highest 3-Point Field Goal Percentage:

Game (Min. 10 FGA): .800 (8-of-10) vs. Tennessee-Martin (11-27-91)

Season: .384 [214-of-558] (1995-96)

## Most Free Throws Made:

Game: 40 vs. Auburn (2-19-73)

Season: 603 (1956-57)

## Fewest Free Throws Made (Since 1950):

Game: 0, Last time: vs. Auburn (2-11-95)

Season: 250 (1986-87)

## Most Free Throws Attempted:

Game: 58 at Arkansas (12-13-52)

Season: 882 (1956-57)

## Fewest Free Throws Attempted (Since 1950):

Game: 0, Last time: vs. Georgia (1-13-82)

Season: 370 (1986-87)

## Highest Free Throw Percentage:

Game (Min. 15 FTA): 1.000 (15-of-15) at Tennessee (1-26-74)

Season: .769 [496-of-645] (1967-68)

## Most Rebounds:

Game: 85 vs. Louisiana College (12-11-61)

Season: 1389 (2004-05)

## Fewest Rebounds (Since 1950):

Game: 11 vs. Mississippi (2-20-82)

Season: 581 (1981-82)

## Highest Rebounding Average:

Season: 50.5 (1956-57)

## Lowest Rebounding Average (Since 1950):

Season: 21.5 (1981-82)

## Most Offensive Rebounds:

Game: 31 vs. Mississippi Valley St. (11-21-00)

Season: 496 (2000-01)

## Most Defensive Rebounds:

Game: 44 vs. Mississippi Valley State

(11-21-00); vs. Tennessee Tech (1-5-93)

Season: 903 (2001-02)

## Most Assists:

Game: 34 vs. Chicago State (12-4-75)

Season: 566 (2001-02)

## Most Turnovers:

Game: 34 at Evansville (12-17-75)

Season: 583 (2001-02 & 1995-96)

## Fewest Turnovers:

Game: 4 vs. Kentucky (1-15-79)

Season: 376 (1984-85)

## Most Blocked Shots:

Game: 14 vs. Northeast Missouri St. (12-9-76)

Season: 175 (1995-96)

## Most Steals:

Game: 27 vs. Samford (12-29-75);

vs. Southwestern Louisiana (12-6-75)

Season: 294 (2001-02)

## Most Dunks:

Game: 15 vs. Troy State (11-30-93)

Season: 116 (2002-03)

## Most Personal Fouls:

Game: 41 at Kentucky (2-12-79)

Season: 621 (2001-02)

## Most Disqualifications:

Game: 6 at Kentucky (2-12-79)

Season: 34 (1956-57)

## LONGEST WINNING STREAKS

19, Jan. 15, 1962 to Dec. 15, 1962

18, Jan. 5, 1959 to Dec. 7, 1959

17, Jan. 31, 1913 to Feb. 10, 1914

14, Feb. 15, 1958 to Dec. 30, 1958

13, Nov. 22, 2003 to Jan. 10, 2004

12, Feb. 28, 1957 to Jan. 6, 1958

12, Feb. 20, 1914 to Feb. 6, 1915

12, Feb. 16, 1911 to Jan. 24, 1913

## LONGEST LOSING STREAKS

14, Jan. 7, 1955 to Feb. 21, 1955

11, Dec. 12, 1981 to Jan. 23, 1982

10, Feb. 10, 1945 to Jan. 18, 1946

9, Jan. 17, 1987 to Feb. 14, 1987

9, Feb. 4, 1981 to March 4, 1981

9, Jan. 26, 1951 to March 1, 1951

9, Feb. 4, 1949 to Dec. 3, 1949

9, Feb. 5, 1909 to Feb. 8, 1911

## LONGEST SEC WINNING STREAKS

13, Jan. 15, 1962 to Jan. 5, 1963

13, Jan. 5, 1959 to Feb. 28, 1959

10, Feb. 22, 1960 to Feb. 11, 1961

10, Feb. 17, 1942 to Dec. 18, 1942

8, Jan. 17, 2004 to Feb. 14, 2004

\*8, Feb. 16, 2002 to Mar. 10, 2002

7, Feb. 17, 1979 to Jan. 2, 1980

7, Jan. 12, 1963 to Feb. 11, 1963

## LONGEST SEC LOSING STREAKS

16, Feb. 4, 1981 to Jan. 23, 1982

16, Feb. 10, 1945 to Feb. 15, 1946

11, Feb. 20, 1985 to Jan. 22, 1986

11, Jan. 7, 1955 to Feb. 19, 1955

9, Jan. 17, 1987 to Feb. 14, 1987

## LONGEST HOME WINNING STREAKS

35, Jan. 14, 1957 to Dec. 12, 1959

25, Dec. 2, 1961 to Dec. 2, 1963

19, Feb. 11, 1920 to Feb. 9, 1922

14, Jan. 22, 2003 to Jan. 10, 2004

14, Jan. 31, 1913 to Jan. 31, 1914

13, Jan. 23, 1978 to Jan. 15, 1979

13, Feb. 22, 1960 to Feb. 11, 1961

12, Feb. 25, 2004 to Feb. 12, 2005

11, Feb. 1, 1916 to Feb. 17, 1917

10, Feb. 5, 1923 to Feb. 16, 1924

10, Feb. 20, 1914 to Feb. 6, 1915

\* - Includes 3 SEC Tournament wins

# SEC STATISTICAL TITLES & LEADERS



## SEC TEAM STATISTICAL TITLES

Season	Statistical Category	Statistic
1960-61	Scoring Offense	77.0 ppg
1976-77	Field Goal Percentage Defense	44.0 FG%
1976-77	Rebounding	45.9 rpg
1977-78	Scoring Defense	67.1 ppg
1979-80	Rebounding	42.0 rpg
1980-81	Rebound Margin	+4.9 rpg
1983-84	Rebound Defense	28.1 rpg
1984-85	Rebound Defense	30.1 rpg
1986-87	Scoring Defense	65.5 ppg
1986-87	Free Throw Percentage Defense	66.5 FT%
1987-88	Scoring Defense	65.0 ppg
1987-88	3-Point Field Goal Percentage Defense	31.4 FG%
1990-91	Free Throw Percentage Defense	62.0 FT%
1993-94	Field Goal Percentage Defense	39.1 FG%
1995-96	Field Goal Percentage Defense	38.5 FG%
1995-96	Rebound Defense	32.6 rpg
1995-96	Rebound Margin	+6.3 rpg
1998-99	3-Point Field Goal Percentage Defense	30.3 FG%
2000-01	Rebound Defense	33.3 rpg
2000-01	Rebound Margin	+7.9 rpg
2001-02	Field Goal Percentage	48.0 FG%
2001-02	Rebound Margin	+6.5 rpg
2002-03	Scoring Defense	59.7 ppg
2002-03	Field Goal Percentage Defense	40.1 FG%
2002-03	3-Point Field Goal Percentage Defense	32.7 FG%
2002-03	Rebound Margin	+6.2 rpg
2002-03	Steals	8.65 spg
2003-04	Scoring Offense	77.3 ppg
2003-04	Scoring Margin	+10.7 ppg
2003-04	Rebounding	41.0 rpg
2003-04	Rebound Margin	+8.0 rpg
2003-04	Steals	9.33 spg
2004-05	Rebounding	40.9 rpg
2004-05	Rebound Margin	+8.5 rpg



The Babe McCarthy-coached 1958-59 (top) and 1961-62 (bottom) Mississippi State basketball teams led the nation in won-lost percentage by posting identical 24-1 overall records (.960) en route to claiming Southeastern Conference titles with 13-1 league marks.





## SEC INDIVIDUAL STATISTICAL LEADERS

Season	Statistical Category	Statistic
1957-58	Bailey Howell (Scoring)	27.8 ppg
1958-59	Bailey Howell (Scoring)	25.5 ppg
1964-65	Paul Smith (FT%)	92.7 FT%
1973-74	Bill Singletary (FG%)	66.5 FG%
1975-76	Al Perry (Assists)	8.0 apg
1978-79	Wiley Peck (FG%)	64.4 FG%
1978-79	Wiley Peck (Rebounds)	11.3 rpg
1979-80	Rickey Brown (Rebounds)	14.4 rpg
1982-83	Jeff Malone (Scoring)	26.8 ppg
1989-90	Cameron Burns (FG%)	59.7 FG%
1991-92	Tony Watts (FT%)	84.8 FT%
1991-92	Chuck Evans (Assists)	7.8 apg
1991-92	Chuck Evans (Steals)	3.0 spg
1992-93	Chuck Evans (Assists)	8.1 apg
1992-93	Chuck Evans (Steals)	2.8 spg
1994-95	Erick Dampier (FG%)	64.0 FG%
1994-95	Darryl Wilson (3FG/game)	3.1 3pg
1995-96	Darryl Wilson (FT%)	79.6 FT%
1996-97	Tyrone Washington (Blocks)	2.0 bpg
1997-98	Tyrone Washington (FG%)	53.1 FG%
1997-98	Detrick White (Assists)	5.5 apg
1998-99	Detrick White (Assists)	5.6 apg
2001-02	Derrick Zimmerman (Assists)	6.0 apg
2002-03	Derrick Zimmerman (Assists)	5.6 apg
2003-04	Winsome Frazier (Steals)	2.4 spg
2004-05	Lawrence Roberts (Rebounds)	11.0 rpg



The potent scoring tandem of senior Jim Ashmore (right) and sophomore Bailey Howell (left) finished the 1956-57 basketball campaign ranked sixth (28.3 ppg) and ninth (25.9 ppg), respectively, among the nation's individual scoring leaders.



Bailey Howell (left) ranked among the nation's Top 10 scoring and rebounding leaders during each of his three MSU seasons, while Jeff Malone (right) finished his senior season (1982-83) as the NCAA's No. 2 scoring leader behind Texas Southern's Harry Kelly.



# TEAM SUPERLATIVES

## MSU's 100-Point Games

Opponent (Date)	Pts
1. TROY STATE (12-5-95) . . . . .	123
2. SOUTHEASTERN LA. (11-25-95) . . . . .	121
UNION (12-4-58) . . . . .	121
4. ALCORN STATE (12-18-90) . . . . .	120
5. TROY STATE (11-30-93) . . . . .	118
6. Louisiana College (12-10-60) . . . . .	117
7. UNION (12-5-60) . . . . .	115
8. HOWARD COLLEGE (12-5-57) . . . . .	114
9. SOUTHEASTERN LA. (12-1-88) . . . . .	113
CHICAGO STATE (12-4-75) . . . . .	113
SOUTHEASTERN LA. (1-27-64) . . . . .	113
LOUISIANA COLLEGE (12-11-61) . . . . .	113
at Tampa (2-15-57) . . . . .	113
14. CENTENARY (11-29-89) . . . . .	112
15. TENNESSEE TECH (1-5-93) . . . . .	110
VANDERBILT [OT] (12-6-79) . . . . .	110
SAMFORD (12-5-73) . . . . .	110
18. TENNESSEE TECH (11-26-90) . . . . .	109
19. HOWARD COLLEGE (12-2-55) . . . . .	108
20. ARKANSAS-PINE BLUFF (11-23-99) . . . . .	107
NE MISSOURI STATE (12-9-76) . . . . .	107
at Birmingham-Southern (1-31-52) . . . . .	107
23. SOUTHEASTERN LA. (11-28-94) . . . . .	106
DELTA STATE (1-1-63) . . . . .	106
CHRISTIAN BROTHERS (12-19-62) . . . . .	106
at Delta State (1-29-62) . . . . .	106
HOWARD COLLEGE (12-3-56) . . . . .	106
28. AUBURN (3-2-04) . . . . .	105
Arkansas-Pine Bluff (11-17-98) . . . . .	105
LOUISIANA TECH (12-2-63) . . . . .	105
at Florida (2-14-59) . . . . .	105
32. Jacksonville State (12-15-05) . . . . .	104
FLORIDA A&M (12-20-04) . . . . .	104
Louisiana-Monroe (12-15-01) . . . . .	104
MISSISSIPPI [4OT] (1-24-90) . . . . .	104
FLORIDA [2OT] (2-3-75) . . . . .	104
37. MISSISSIPPI COLLEGE (1-8-51) . . . . .	103
38. ALABAMA A&M (11-30-00) . . . . .	102
FLORIDA INTERNATIONAL (12-6-82) . . . . .	102
VANDERBILT (1-29-77) . . . . .	102
SEWANEE (12-7-70) . . . . .	102
ARKANSAS STATE (12-17-56) . . . . .	102
43. MISSISSIPPI [2OT] (1-11-79) . . . . .	101
MISSISSIPPI (1-23-65) . . . . .	101
45. ALABAMA A&M (12-2-02) . . . . .	100
JACKSONVILLE (11-30-02) . . . . .	100
MISSISSIPPI (1-27-75) . . . . .	100
at Mississippi (1-30-56) . . . . .	100

## OPPONENT 100-Point Games

Opponent (Date)	Pts
1. VANDERBILT (3-8-69) . . . . .	120
2. KENTUCKY (3-8-75) . . . . .	118
3. at Arkansas (2-20-93) . . . . .	115
4. at Louisville (12-8-54) . . . . .	113
5. at Kentucky (2-1-75) . . . . .	112
6. at Kentucky (1-5-70) . . . . .	111
at LSU (12-22-67) . . . . .	111
8. at Tulane (2-6-56) . . . . .	110
at Kentucky (2-11-52) . . . . .	110
10. at Tennessee (2-24-75) . . . . .	109
at LSU (2-2-70) . . . . .	109
12. at Kentucky (3-4-74) . . . . .	108
13. FLORIDA [2OT] (2-3-75) . . . . .	107
at Kentucky (2-17-68) . . . . .	107
15. VANDERBILT [OT] (12-6-79) . . . . .	106
16. at Memphis State (1-27-56) . . . . .	105
17. at Vanderbilt (3-9-72) . . . . .	104
at Kentucky (1-10-72) . . . . .	104
at Virginia Tech (12-19-64) . . . . .	104
at Tennessee (2-8-58) . . . . .	104
21. at Austin Peay State (1-22-92) . . . . .	103
KENTUCKY (2-18-67) . . . . .	103
at LSU (1-14-52) . . . . .	103
24. MISSISSIPPI [4OT] (1-24-90) . . . . .	102
at Kentucky (12-4-89) . . . . .	102
at Missouri (12-7-74) . . . . .	102
at Kentucky (2-8-71) . . . . .	102
at Vanderbilt (12-14-68) . . . . .	102
at Florida State (2-21-55) . . . . .	102
at Arkansas (12-13-52) . . . . .	102
31. at Florida (1-7-87) . . . . .	100
at Kentucky [OT] (2-12-73) . . . . .	100
at Vanderbilt (1-13-62) . . . . .	100

## MSU's BIGGEST Wins

Opponent (Date)	Score	Mar
1. BROWNSVILLE AC (1-22-09) . . . . .	75-0	+75
2. LOYOLA [N.O.] (12-14-96) . . . . .	98-32	+66
MISSISSIPPI (2-26-14) . . . . .	84-18	+66
4. at Columbus AC (1-24-09) . . . . .	61-1	+60
5. HOWARD COL. (12-5-57) . . . . .	114-57	+57
at Meridian All-Stars (12-19-24) . . . . .	65-8	+57
7. UNION (12-5-60) . . . . .	115-59	+56
8. ALCORN STATE (12-18-90) . . . . .	120-65	+55
MILLSAPS COL. (1-14-14) . . . . .	63-8	+55
10. MISSISSIPPI (2-25-14) . . . . .	68-15	+53
11. Arkansas-Pine Bluff (11-17-98) . . . . .	105-53	+52
SOUTHEASTERN LA. (12-1-88) . . . . .	113-61	+52
13. MISSISSIPPI COL. (1-8-51) . . . . .	103-52	+51
14. TROY STATE (12-5-95) . . . . .	123-73	+50
MISSISSIPPI COL. (1-15-15) . . . . .	53-3	+50
MISSISSIPPI COL. (1-14-15) . . . . .	50-0	+50
17. NE MISSOURI ST. (12-9-76) . . . . .	107-58	+49
18. UNION (2-1-12) . . . . .	66-18	+48
UNION (2-16-11) . . . . .	66-18	+48
20. HOWARD COL. (2-11-20) . . . . .	56-10	+46

## MSU's BIGGEST Wins (SINCE 1950)

Opponent (Date)	Score	Mar
1. LOYOLA [N.O.] (12-14-96) . . . . .	98-32	+66
2. HOWARD COL. (12-5-57) . . . . .	114-57	+57
3. UNION (12-5-60) . . . . .	115-59	+56
4. ALCORN STATE (12-18-90) . . . . .	120-65	+55
5. Arkansas-Pine Bluff (11-17-98) . . . . .	105-53	+52
SOUTHEASTERN LA. (12-1-88) . . . . .	113-61	+52
7. MISSISSIPPI COL. (1-8-51) . . . . .	103-52	+51
8. TROY STATE (12-5-95) . . . . .	123-73	+50
9. NE MISSOURI ST. (12-9-76) . . . . .	107-58	+49
10. TENNESSEE TECH (1-5-93) . . . . .	110-65	+45
Prairie View A&M (11-29-91) . . . . .	97-52	+45
at Southwestern (12-6-58) . . . . .	91-46	+45
13. LOUISIANA TECH (12-2-63) . . . . .	105-61	+44
14. SOUTHEASTERN LA. (11-25-95) . . . . .	121-78	+43
LOUISIANA COL. (12-11-61) . . . . .	113-70	+43
UNION (12-4-58) . . . . .	121-78	+43
HOWARD COL. (12-2-55) . . . . .	108-65	+43
18. Jacksonville State (12-22-04) . . . . .	95-53	+42
ALABAMA A&M (12-2-02) . . . . .	100-58	+42
ALABAMA A&M (11-30-00) . . . . .	102-60	+42
MISSISSIPPI (1-14-95) . . . . .	94-52	+42
22. LOUISIANA TECH (12-7-02) . . . . .	78-38	+40
ARK.-PINE BLUFF (11-23-99) . . . . .	107-67	+40
NORTHWESTERN ST. (1-16-95) . . . . .	98-58	+40
KY. WESLEYAN (11-27-76) . . . . .	89-49	+40
SOUTHEASTERN LA. (1-27-64) . . . . .	113-73	+40
ARKANSAS (12-15-51) . . . . .	79-39	+40

## MSU's BIGGEST Losses

Opponent (Date)	Score	Mar
1. at Arkansas (2-20-93) . . . . .	58-115	-57
2. at Alabama (1-18-05) . . . . .	49-98	-49
at Louisville (12-8-54) . . . . .	64-113	-49
4. at Houston (12-18-81) . . . . .	49-96	-47
at Vanderbilt (2-14-49) . . . . .	43-90	-47
6. at Florida (1-7-87) . . . . .	56-100	-44
at Kentucky (2-11-52) . . . . .	66-110	-44
8. at LSU (2-8-46) . . . . .	31-73	-42
9. VANDERBILT (2-27-93) . . . . .	39-80	-41
at Kentucky (1-6-88) . . . . .	52-93	-41
11. at Kentucky (3-4-74) . . . . .	69-108	-39
12. KENTUCKY (3-8-75) . . . . .	80-118	-38
at Tulane (2-6-56) . . . . .	72-110	-38
14. VANDERBILT (3-8-69) . . . . .	83-120	-37
MISSISSIPPI (2-10-45) . . . . .	24-61	-37
16. at LSU (2-13-35) . . . . .	31-67	-36
17. at Kentucky (1-5-70) . . . . .	76-111	-35
at LSU (2-27-53) . . . . .	47-82	-35
at Mississippi (2-27-51) . . . . .	60-95	-35
at Vanderbilt (2-13-50) . . . . .	50-85	-35
at Alabama (2-24-36) . . . . .	19-54	-35
at LSU (1-29-45) . . . . .	27-62	-35



# TEAM SUPERLATIVES



## REBOUNDS

Opponent (Date)	Rebs
1. LOUISIANA COLLEGE (12-11-61) . . . . .	85
2. UNION (12-5-60) . . . . .	82
3. NORTHEAST LOUISIANA (1-27-62) . . . . .	76
4. MISSISSIPPI VALLEY STATE (11-21-00) . . . . .	75
5. Cincinnati (11-30-79) . . . . .	71
SOUTHWESTERN LA. (12-4-61) . . . . .	71
7. SOUTHWESTERN (12-7-57) . . . . .	70
8. TULANE (2-4-63) . . . . .	68
DELTA STATE (1-3-61) . . . . .	68
SOUTHEASTERN LA. (12-3-60) . . . . .	68
11. BIRMINGHAM-SOUTHERN (12-7-77) . . . . .	67
Louisiana College (12-10-60) . . . . .	67
13. Northwestern State (11-21-98) . . . . .	66
NORTHEAST MISSOURI ST. (12-9-76) . . . . .	66
at Virginia Tech (12-19-64) . . . . .	66
16. at LSU (2-23-63) . . . . .	65
GEORGIA TECH (1-14-63) . . . . .	65

## FIELD GOALS MADE

Opponent (Date)	FGM
1. SOUTHEASTERN LA. (1-27-64) . . . . .	50
2. Louisiana College (12-10-60) . . . . .	49
MISSISSIPPI COLLEGE (1-8-51) . . . . .	49
4. CHICAGO STATE (12-4-75) . . . . .	48
CHRISTIAN BROTHERS (12-19-62) . . . . .	48
6. TROY STATE (12-5-95) . . . . .	47
VANDERBILT (12-6-79) . . . . .	47
SAMFORD (12-5-73) . . . . .	47
at Delta State (1-29-62) . . . . .	47
10. FLORIDA (2-3-75) . . . . .	46
UNION (12-4-58) . . . . .	46
12. Louisiana-Monroe (12-15-01) . . . . .	45
NICHOLLS STATE (11-17-01) . . . . .	45
TROY STATE (11-30-93) . . . . .	45
MISSISSIPPI (1-27-75) . . . . .	45
HOWARD COLLEGE (12-5-57) . . . . .	45
HOWARD COLLEGE (12-3-56) . . . . .	45
HOWARD COLLEGE (12-2-55) . . . . .	45

## FIELD GOALS ATTEMPTED

Opponent (Date)	FGA
1. HOWARD COLLEGE (12-2-55) . . . . .	115
2. UNION (12-5-60) . . . . .	112
3. LOUISIANA COLLEGE (12-11-61) . . . . .	107
4. SOUTHEASTERN LA. (1-27-64) . . . . .	105
5. at Virginia Tech (12-19-64) . . . . .	103
6. SOUTHWESTERN (12-12-55) . . . . .	101
at Tennessee (2-23-52) . . . . .	101
8. TENNESSEE (1-5-53) . . . . .	99
9. DELTA STATE (12-9-61) . . . . .	98
10. LOUISIANA COLLEGE (12-12-59) . . . . .	97
11. at Mississippi (2-17-73) . . . . .	96
CHRISTIAN BROTHERS (12-19-62) . . . . .	96
13. at Delta State (1-29-62) . . . . .	95
14. TULANE (2-4-63) . . . . .	94
15. at Kentucky (2-12-73) . . . . .	93
16. GEORGIA (2-20-56) . . . . .	92
17. at Tennessee (2-24-75) . . . . .	91
KENTUCKY (2-18-67) . . . . .	91
VANDERBILT (1-9-65) . . . . .	91
LOUISIANA TECH (12-2-63) . . . . .	91

## 3-POINT FIELD GOALS MADE

Opponent (Date)	FGM
1. SANTA CLARA (12-3-05) . . . . .	14
AUBURN (3-2-04) . . . . .	14
ALABAMA (3-4-00) . . . . .	14
OLD DOMINION (12-19-96) . . . . .	14
5. NICHOLLS STATE (11-21-04) . . . . .	13
SOUTH CAROLINA (3-3-01) . . . . .	13
CENTENARY (12-11-99) . . . . .	13
at Tennessee (1-16-93) . . . . .	13
9. at Arkansas (3-1-06) . . . . .	12
ALABAMA (2-9-02) . . . . .	12
FLORIDA (1-10-01) . . . . .	12
Rutgers (11-27-99) . . . . .	12
TROY STATE (12-5-95) . . . . .	12
14. NEW ORLEANS (11-30-05) . . . . .	11
at New Orleans (12-13-04) . . . . .	11
at Alabama (3-6-04) . . . . .	11
at LSU (2-26-00) . . . . .	11
Syracuse (3-30-96) . . . . .	11
ALABAMA (3-4-95) . . . . .	11
at Kentucky (2-14-95) . . . . .	11
AUBURN (2-11-95) . . . . .	11
NORTHWESTERN STATE (1-16-95) . . . . .	11
at Arkansas (1-11-95) . . . . .	11
at Montana (12-3-94) . . . . .	11
SOUTHEASTERN LA. (11-28-94) . . . . .	11

## 3-POINT FIELD GOALS ATT.

Opponent (Date)	FGA
1. NICHOLLS STATE (11-21-04) . . . . .	35
2. AUBURN (2-11-95) . . . . .	34
3. TROY (12-10-05) . . . . .	33
4. UCLA (3-23-95) . . . . .	32
5. at Auburn (3-1-95) . . . . .	31
6. AUBURN (3-2-04) . . . . .	30
LSU (1-24-01) . . . . .	30
Miami, FL (12-28-90) . . . . .	30
9. New Orleans (12-16-03) . . . . .	29
Texas (12-28-98) . . . . .	29
Tennessee (3-8-91) . . . . .	29
12. SANTA CLARA (12-3-05) . . . . .	28
ALABAMA (3-5-05) . . . . .	28
Vanderbilt (3-9-00) . . . . .	28
Syracuse (3-30-96) . . . . .	28
ALABAMA (3-4-95) . . . . .	28
at Arkansas (1-11-95) . . . . .	28
at Montana (12-3-94) . . . . .	28
at Tennessee (1-16-93) . . . . .	28

## FREE THROWS MADE

Opponent (Date)	FTM
1. AUBURN (2-19-73) . . . . .	40
2. SOUTHEASTERN LA. (12-1-88) . . . . .	39
at Arkansas (12-13-52) . . . . .	39
4. Old Dominion (1-1-97) . . . . .	36
DELTA STATE (1-1-63) . . . . .	36
6. Hawaii (1-3-73) . . . . .	35
NORTHEAST LOUISIANA (1-27-62) . . . . .	35
FLORIDA (2-15-60) . . . . .	35
GEORGIA TECH (1-10-59) . . . . .	35
at Memphis State (1-27-56) . . . . .	35
11. at Missouri (12-7-74) . . . . .	34
George Washington (12-28-63) . . . . .	34
at Vanderbilt (1-13-62) . . . . .	34
at Florida (2-16-57) . . . . .	34
15. ARKANSAS STATE (12-8-01) . . . . .	33
Louisiana-Lafayette (12-28-00) . . . . .	33
MISSISSIPPI (1-11-79) . . . . .	33
at Tennessee (2-10-62) . . . . .	33
19. ARKANSAS (2-27-02) . . . . .	32
MISSISSIPPI (1-27-01) . . . . .	32
AUBURN (1-3-93) . . . . .	32
SOUTHERN MISSISSIPPI (12-2-76) . . . . .	32
at Georgia (1-29-73) . . . . .	32
VANDERBILT (1-14-61) . . . . .	32
SPRING HILL (12-13-60) . . . . .	32

## FREE THROWS ATTEMPTED

Opponent (Date)	FTA
1. at Arkansas (12-13-52) . . . . .	58
2. SOUTHEASTERN LA. (12-1-88) . . . . .	56
3. Tennessee (3-10-94) . . . . .	51
4. MISSISSIPPI (2-12-94) . . . . .	50
5. at Memphis State (1-27-56) . . . . .	49
6. ARKANSAS-LITTLE ROCK (11-21-01) . . . . .	48
AUBURN (2-19-73) . . . . .	48
at LSU (1-30-60) . . . . .	48
9. NORTHWESTERN STATE (11-29-97) . . . . .	47
Old Dominion (1-1-97) . . . . .	47
at Vanderbilt (1-13-62) . . . . .	47
12. MISSISSIPPI (1-11-79) . . . . .	46
SOUTHERN MISSISSIPPI (12-2-76) . . . . .	46
at Georgia (2-20-61) . . . . .	46
15. ARKANSAS (2-27-02) . . . . .	45
MISSISSIPPI (1-14-95) . . . . .	45
at LSU (2-22-57) . . . . .	45
at Florida (2-16-57) . . . . .	45
19. ARKANSAS STATE (12-8-01) . . . . .	44
MISSISSIPPI (1-27-01) . . . . .	44
AUBURN-MONTGOMERY (11-27-81) . . . . .	44
Hawaii (1-3-73) . . . . .	44
George Washington (12-28-63) . . . . .	44
at LSU (2-3-62) . . . . .	44
GEORGIA TECH (1-10-59) . . . . .	44
KENTUCKY (2-11-57) . . . . .	44
UNION (11-30-56) . . . . .	44
at LSU (2-4-56) . . . . .	44

## ASSISTS

Opponent (Date)	Ast
1. CHICAGO STATE (12-4-75) . . . . .	34
2. TROY STATE (11-30-93) . . . . .	32
Cincinnati (11-30-79) . . . . .	32
NORTHEAST MISSOURI ST. (12-9-76) . . . . .	32
5. Louisiana-Monroe (12-15-01) . . . . .	31
TROY STATE (12-5-95) . . . . .	31
7. ALCORN STATE (12-18-90) . . . . .	30
LSU (2-15-75) . . . . .	30
SAMFORD (12-5-73) . . . . .	30
10. FLORIDA TECH (2-8-94) . . . . .	28
TENNESSEE TECH (11-26-90) . . . . .	28
MISSOURI WESTERN (1-27-76) . . . . .	28
LSU (1-19-76) . . . . .	28

## BLOCKED SHOTS

Opponent (Date)	BS
1. NORTHEAST MISSOURI ST. (12-9-76) . . . . .	14
2. FLORIDA (2-1-05) . . . . .	12
Northwestern State (11-21-98) . . . . .	12
BRIGHAM YOUNG (12-2-95) . . . . .	12
MISSOURI-KANSAS CITY (2-2-94) . . . . .	12
6. GEORGE MASON (12-30-05) . . . . .	11
FLORIDA A&M (11-19-01) . . . . .	11
ARKANSAS-PINE BLUFF (11-23-99) . . . . .	11
LSU (2-26-94) . . . . .	11
Vanderbilt (3-11-83) . . . . .	11

## STEALS

Opponent (Date)	Stl
1. SAMFORD (12-29-75) . . . . .	27
SOUTHWESTERN LA. (12-6-75) . . . . .	27
3. NICHOLLS STATE (11-17-01) . . . . .	20
4. SOUTHEASTERN LA. (12-1-88) . . . . .	19
SOUTHERN MISSISSIPPI (12-11-84) . . . . .	19
6. Prairie View A&M (11-29-91) . . . . .	18
TENNESSEE-MARTIN (11-27-91) . . . . .	18
8. NORTHWESTERN STATE (12-4-82) . . . . .	17
Vermont (12-30-77) . . . . .	17
10. LOYOLA [N.O.] (12-14-96) . . . . .	16
FLORIDA TECH (2-8-94) . . . . .	16
TENNESSEE TECH (1-5-93) . . . . .	16
TENNESSEE (2-12-92) . . . . .	16



# TEAM SEASON HIGHS

## GAMES PLAYED

GP	Season
1. 35	2001-02
2. 34	2004-05
34	1995-96
4. 33	1998-99
5. 31	2002-03
31	2000-01
7. 30	2005-06
30	2003-04
30	1999-00
30	1997-98
30	1996-97
30	1994-95
30	1989-90
30	1985-86

## WINS

W	Season
1. 27	2001-02
2. 26	2003-04
26	1995-96
4. 24	1961-62
24	1958-59
6. 23	2004-05
7. 22	1994-95
22	1962-63
9. 21	2002-03
10. 20	1998-99
20	1990-91
20	1957-58

## SEC WINS

W	Season
1. 14	2003-04
2. 13	1990-91
13	1977-78
13	1961-62
13	1958-59
13	1942-43
7. 12	1994-95
12	1962-63
9. 11	1978-79
11	1960-61
11. 10	2001-02
10	1995-96
10	1965-66

## LOSSES

L	Season
1. 22	1985-86
2. 21	1986-87
3. 19	1983-84
19	1981-82
19	1980-81
6. 18	1996-97
18	1969-70
8. 17	1974-75
17	1968-69
17	1967-68
17	1963-64
17	1954-55

## SEC LOSSES

L	Season
1. 15	1986-87
15	1985-86
15	1980-81
15	1969-70
5. 14	1983-84
14	1981-82
14	1972-73
8. 13	1974-75
13	1967-68
13	1945-46

## WINNING PERCENTAGE

Pct	(W-L)	Season
1. .960	(24-1)	1961-62
.960	(24-1)	1958-59
3. .867	(26-4)	2003-04
4. .800	(20-5)	1957-58
5. .786	(22-6)	1962-63
6. .771	(27-8)	2001-02
7. .765	(26-8)	1995-96
8. .760	(19-6)	1960-61
9. .733	(22-8)	1994-95
10. .708	(17-7)	1926-27

## SEC WINNING PERCENTAGE

Pct	(W-L)	Season
1. .929	(13-1)	1961-62
.929	(13-1)	1958-59
3. .875	(14-2)	2003-04
4. .857	(12-2)	1962-63
5. .786	(11-3)	1960-61
6. .750	(12-4)	1994-95
7. .722	(13-5)	1990-91
.722	(13-5)	1977-78
9. .650	(13-7)	1942-43
10. .643	(9-5)	1957-58
.643	(9-5)	1956-57
.643	(9-5)	1935-36

## POINTS SCORED

Pts	Season
1. 2582	2001-02
2. 2484	1995-96
3. 2466	2004-05
4. 2342	1990-91
5. 2323	2000-01
6. 2318	2003-04
2318	1989-90
8. 2279	1998-99
9. 2201	1994-95
10. 2185	1993-94

## SCORING AVERAGE

Avg	Season
1. 84.8	1956-57
2. 81.0	1974-75
3. 80.8	1990-91
4. 80.1	1976-77
5. 77.9	1973-74
6. 77.7	1972-73
7. 77.3	1975-76
8. 77.3	2003-04
77.3	1989-90
10. 77.0	1960-61

## FIELD GOALS MADE

FGM	Season
1. 943	2001-02
2. 892	1978-79
3. 881	1995-96
4. 870	2004-05
870	1974-75
6. 859	1990-91
7. 854	1976-77
8. 845	2000-01
9. 838	1998-99
10. 828	1975-76

## FIELD GOALS ATTEMPTED

FGA	Season
1. 1965	2001-02
1965	1955-56
3. 1958	2004-05
4. 1898	1998-99
5. 1890	2000-01
6. 1883	1976-77
7. 1859	1974-75
8. 1842	1995-96
9. 1813	1972-73
10. 1789	1990-91

## FIELD GOAL PERCENTAGE

Pct	Season
1. .513	1978-79
2. .512	1984-85
3. .508	1982-83
4. .500	1981-82
5. .494	1988-89
6. .486	1973-74
7. .483	1977-78
8. .482	1991-92
9. .481	1975-76
10. .480	1990-91
.480	2001-02

# TEAM SEASON HIGHS



## 3-POINT FIELD GOALS MADE

FGM	Season
1. 240	1994-95
2. 214	1995-96
3. 200	1999-00
4. 199	2004-05
5. 198	2003-04

## 3-POINT FIELD GOALS ATT.

FGA	Season
1. 643	1994-95
2. 596	1998-99
3. 593	1999-00
4. 590	2004-05
5. 559	2003-04

## 3-POINT FIELD GOAL PCT.

Pct	Season
1. .384	1995-96
2. .375	1992-93
3. .373	1994-95
4. .370	1991-92
5. .365	1987-88

## FREE THROWS MADE

FTM	Season
1. 603	1956-57
2. 534	1960-61
3. 532	1958-59
4. 527	2004-05
5. 521	1989-90
6. 518	1962-63
7. 508	1995-96
8. 504	2001-02
9. 498	1961-62
10. 496	1967-68

## FREE THROWS ATTEMPTED

FTA	Season
1. 882	1956-57
2. 792	2004-05
3. 772	2001-02
4. 771	1993-94
5. 749	1960-61
6. 730	1971-72
7. 729	1962-63
8. 727	1989-90
9. 720	1955-56
10. 717	2003-04

## FREE THROW PERCENTAGE

Pct	Season
1. .769	1967-68
2. .760	1958-59
3. .757	1973-74
4. .750	1961-62
5. .734	1957-58
6. .730	1970-71
7. .724	1972-73
8. .723	1983-84
9. .723	1964-65
10. .719	1969-70

## REBOUNDS

Rebs	Season
1. 1389	2004-05
2. 1359	2001-02
3. 1332	1998-99
4. 1332	1962-63
5. 1325	1995-96
6. 1277	2000-01
7. 1263	1956-57
8. 1240	1976-77
9. 1231	2003-04
10. 1225	1961-62

## REBOUNDING AVERAGE

Avg	Season
1. 50.5	1956-57
2. 49.0	1961-62
3. 47.6	1962-63
4. 46.8	1965-66
5. 46.2	1960-61
6. 46.2	1955-56
7. 45.9	1976-77
8. 43.3	1967-68
9. 43.0	1957-58
10. 42.7	1974-75

## OFFENSIVE REBOUNDS

OR	Season
1. 496	2000-01
2. 492	2004-05
3. 456	2001-02
4. 444	2003-04
5. 411	1998-99
6. 402	2005-06
7. 388	2002-03
8. 367	1995-96
9. 360	1999-00
10. 347	1993-94

## DEFENSIVE REBOUNDS

DR	Season
1. 903	2001-02
2. 897	2004-05
3. 845	1995-96
4. 820	1998-99
5. 787	2003-04
6. 781	2000-01
7. 771	1994-95
8. 766	2005-06
9. 766	1993-94
10. 760	2002-03

## ASSISTS

Ast	Season
1. 566	2001-02
2. 520	1995-96
3. 513	1990-91
4. 483	1992-93
5. 483	1975-76
6. 477	1976-77
7. 475	2004-05
8. 469	1994-95
9. 468	1991-92
10. 457	1993-94

## BLOCKED SHOTS

BS	Season
1. 175	1995-96
2. 151	1976-77
3. 144	1993-94
4. 141	1994-95
5. 136	2005-06
6. 132	2003-04
7. 123	2001-02
8. 121	1975-76
9. 119	1998-99
10. 116	2002-03

## STEALS

Stl	Season
1. 294	2001-02
2. 280	2003-04
3. 268	2002-03
4. 255	1991-92
5. 239	1992-93
6. 237	1975-76
7. 233	1990-91
8. 232	2004-05
9. 222	1995-96
10. 222	1977-78

## DUNKS

D	Season
1. 116	2002-03
2. 113	1995-96
3. 103	1993-94
4. 98	2003-04
5. 96	2005-06
6. 96	2001-02
7. 88	2000-01
8. 84	2004-05
9. 84	1994-95
10. 76	1989-90

## TURNOVERS

TO	Season
1. 583	2001-02
2. 583	1995-96
3. 541	1991-92
4. 536	1998-99
5. 536	1993-94
6. 525	1996-97
7. 520	2005-06
8. 518	1975-76
9. 509	1976-77
10. 503	2004-05

## PERSONAL FOULS

PF	Season
1. 621	2001-02
2. 610	1976-77
3. 605	2000-01
4. 602	1998-99
5. 600	1993-94
6. 598	1980-81
7. 591	1989-90
8. 582	1990-91
9. 576	1992-93
10. 575	1974-75



# TEAM STATISTICAL TRENDS

Season (Record)	GP	FGM-FGA	FG%	3GM-3GA	3G%	FTM-FTA	FT%	Rebs-Avg	PF-D	Ast	TO	BS	Stl	Pts-Avg
1956-57 (17-8)	MSU OPP	25 25	759-1774 641-1881	.428 .341		603-882 643-897	.684 .717	1263-50.5 1063-42.5	527 533					2121-84.8 1924-77.0
1957-58 (20-5)	MSU OPP	25 25	674-1628 584-1687	.414 .346		495-674 402-624	.734 .644	1076-43.0 870-34.8	464 477					1843-73.7 1568-62.7
1958-59 (24-1)	MSU OPP	25 25	663-1453 544-1491	.456 .365		532-700 393-577	.760 .681	1012-40.5# 707-28.3	422 495					1858-74.3 1478-59.1
1959-60 (12-13)	MSU OPP	25 25	622-1516 609-1508	.410 .404		430-620 441-611	.694 .722	971-38.8 953-38.1	453 446					1673-66.9 1659-66.4
1960-61 (19-6)	MSU OPP	25 25	696-1574 572-1474	.442 .388		534-749 493-685	.713 .720	1156-46.2 948-37.9	515 492					1925-77.0* 1636-65.4
1961-62 (24-1)	MSU OPP	25 25	711-1682 588-1634	.423 .360		498-664 366-526	.750 .696	1225-49.0 958-38.3	432 488					1920-76.8 1537-61.5
1962-63 (22-6)	MSU OPP	28 28	793-1772 678-1696	.448 .400		518-729 519-780	.711 .665	1332-47.6 1136-40.6	533 547					2104-75.1 1875-67.0
1963-64 (9-17)	MSU OPP	26 26	720-1725 705-1637	.417 .431		373-520 447-623	.717 .717	1045-40.2 1216-46.8	467 421					1813-69.7 1857-71.4
1964-65 (10-16)	MSU OPP	26 26	733-1714 783-1728	.428 .453		438-606 460-642	.723 .717	1034-39.8 1104-42.5	499 466					1904-73.2 2026-77.9
1965-66 (14-11)	MSU OPP	25 25	739-1687 713-1654	.438 .431		388-544 402-550	.713 .731	1170-46.8 1028-41.1	467 446					1866-74.6 1828-73.1
1966-67 (14-11)	MSU OPP	25 25	667-1496 646-1463	.446 .442		435-618 430-584	.704 .736	1048-41.9 971-38.8	465 470					1769-70.8 1722-68.9
1967-68 (9-17)	MSU OPP	26 26	676-1635 769-1776	.413 .433		496-645 446-618	.769 .722	1127-43.3 1160-44.6	493 495					1848-71.1 1984-76.3
1968-69 (8-17)	MSU OPP	25 25	668-1651 777-1656	.405 .469		409-569 440-605	.719 .727	957-38.3 1213-48.5	464 445					1745-69.8 1994-79.8
1969-70 (6-18)	MSU OPP	24 24	695-1693 753-1675	.411 .450		379-527 417-580	.719 .719	1023-42.6 1198-49.9	443 410	310 306				1769-73.7 1923-80.1
1970-71 (15-10)	MSU OPP	25 25	668-1479 675-1426	.452 .473		474-649 450-614	.730 .733	877-35.1 994-39.8	487 505	335 278				1810-72.4 1800-72.0
1971-72 (13-13)	MSU OPP	26 26	712-1670 694-1528	.426 .454		480-730 559-801	.658 .698	1087-41.8 1152-44.3	565 558	294 333				1904-73.2 1947-74.9
1972-73 (11-15)	MSU OPP	26 26	812-1813 829-1780	.448 .466		397-548 411-539	.724 .763	1030-39.6 1118-43.0	545 575	389 476				2021-77.7 2069-79.6
1973-74 (16-10)	MSU OPP	26 26	825-1698 796-1710	.486 .465		374-494 374-540	.757 .693	1047-40.3 1016-39.1	555 538	411 372				2024-77.8 1932-74.3
1974-75 (9-17)	MSU OPP	26 26	870-1859 911-1852	.468 .492		366-538 417-584	.680 .714	1110-42.7 1079-41.5	575 560	404 436	501 433	42 74	146 148	2106-81.0 2239-86.1
1975-76 (13-13)	MSU OPP	26 26	828-1720 795-1675	.481 .475		353-531 360-520	.665 .692	1050-40.4 971-37.3	524 542	483 478	518 516	121 109	237 202	2009-77.3 1950-75.0
1976-77 (14-13)	MSU OPP	27 27	854-1883 782-1776	.454 *.440		454-657 449-658	.691 .682	1240-45.9* 1097-40.6	610 622	477 460	509 533	151 72	204 214	2162-80.1 2013-74.6
1977-78 (18-9)	MSU OPP	27 27	768-1590 728-1575	.483 .462		379-582 357-488	.651 .732	1036-38.4 892-33.0	496 570	417 398	467 417	108 102	222 195	1915-70.9 1813-67.1*
1978-79 (19-9)	MSU OPP	28 28	892-1739 806-1716	.513 .470		359-546 348-490	.658 .710	1063-38.0 924-33.0	542 567	437 432	423 439	101 70	187 162	2143-76.5 1960-70.0
1979-80 (13-14)	MSU OPP	27 27	827-1779 820-1766	.465 .464		355-516 390-554	.688 .704	1134-42.0* 1004-37.2	547 500	394 459	420 361	109 70	168 176	2009-74.4 2030-75.2
1980-81 (8-19)	MSU OPP	27 27	726-1532 731-1496	.474 .489		342-534 438-654	.640 .670	1008-37.3 876-32.4	598 540	350 384	426 347	74 39	124 173	1794-66.4 1900-70.4
1981-82 (8-19)	MSU OPP	27 27	539-1077 599-1138	.500 .526		259-403 354-499	.643 .709	581-21.5 708-26.2	484 484	322 333	407 361	51 50	179 199	1337-49.5 1552-57.5
1982-83 (17-12)	MSU OPP	29 29	791-1558 743-1502	.508 .495		419-589 372-551	.711 .675	893-30.8 884-30.5	561 578	415 393	431 467	94 65	221 169	2001-69.0 1858-64.1
1983-84 (9-19)	MSU OPP	28 28	627-1327 662-1331	.472 .497		332-459 355-503	.723 .706	750-26.8 786-28.1*	511 475	370 368	397 388	43 55	186 194	1586-56.6 1679-60.0
1984-85 (13-15)	MSU OPP	28 28	755-1476 724-1431	.512 .506		298-444 344-498	.671 .691	787-28.1 843-30.1*	521 472	453 365	376 391	60 57	218 209	1808-64.6 1792-64.0

# TEAM STATISTICAL TRENDS



Season (Record)	GP	FGM-FGA	FG%	3GM-3GA	3G%	FTM-FTA	FT%	Rebs-Avg	PF-D	Ast	TO	BS	Stl	Pts-Avg	
1985-86 (8-22)	MSU OPP	30 30	757-1608 817-1590	.471 .514		304-443 364-506	.686 .719	881-29.4 910-30.3	520 477	441 458	441 401	53 62	187 219	1818-60.6 1998-66.6	
1986-87 (7-21)	MSU OPP	28 28	652-1553 722-1467	.420 .492	58-211 106-233	.275 .455	250-370 283-427	.676 *.663	914-32.6 924-33.0	469-18 376-11	360 313	391 347	23 85	142 176	1612-57.6 1834-65.5*
1987-88 (14-15)	MSU OPP	29 29	694-1587 694-1585	.437 .438	100-274 89-283	.365 *.315	320-482 408-578	.664 .706	981-33.8 1009-34.8	540-8 491-10	329 331	492 460	86 71	195 244	1808-62.4 1885-65.0*
1988-89 (13-15)	MSU OPP	28 28	787-1593 753-1607	.494 .469	88-270 119-328	.326 .363	406-591 465-649	.687 .717	967-34.5 944-33.7	566-18 552-20	401 402	390 363	71 67	183 188	2068-73.9 2090-74.6
1989-90 (16-14)	MSU OPP	30 30	825-1756 809-1794	.470 .451	147-419 150-390	.351 .385	521-727 475-677	.717 .702	1122-37.4 1064-35.5	591-13 618-15	432 418	440 420	86 73	195 185	2318-77.3 2243-74.8
1990-91 (20-9)	MSU OPP	29 29	859-1789 808-1801	.480 .449	133-395 156-432	.337 .361	491-704 401-647	.697 *.620	1104-38.1 1081-37.3	582-14 605-14	513 436	461 504	71 89	233 228	2342-80.8 2173-74.9
1991-92 (15-13)	MSU OPP	28 28	817-1695 772-1729	.482 .447	114-308 133-423	.370 .314	407-648 434-649	.628 .669	1091-39.0 1003-35.8	549-14 555-13	468 434	541 488	77 81	255 265	2155-77.0 2111-75.4
1992-93 (13-16)	MSU OPP	29 29	772-1705 772-1713	.453 .451	134-357 130-395	.375 .329	356-530 475-707	.672 .672	1031-35.6 1072-37.0	576-21 520-8	483 400	474 461	104 105	239 229	2034-70.1 2149-74.1
1993-94 (18-11)	MSU OPP	29 29	785-1719 709-1812	.457 *.391	141-452 171-528	.312 .324	474-771 470-740	.615 .635	1196-41.2 1140-39.3	600-16 619-25	457 356	536 488	144 106	214 280	2185-75.4 2059-71.0
1994-95 (22-8)	MSU OPP	30 30	766-1721 698-1821	.445 .383	240-643 168-553	.373 .304	429-618 373-568	.694 .657	1184-39.5 1097-36.6	544-9 560-12	469 343	492 453	141 103	202 226	2201-73.4 1937-64.6
1995-96 (26-8)	MSU OPP	34 34	881-1842 803-2084	.478 *.385	214-558 241-741	.384 .325	508-714 383-543	.712 .705	1325-39.0 1110-32.7*	553-6 627-17	520 388	583 465	175 94	222 267	2484-73.1 2230-65.6
1996-97 (12-18)	MSU OPP	30 30	698-1653 757-1867	.422 .406	137-410 194-622	.334 .312	441-646 345-499	.683 .691	1114-37.1 1158-38.6	492-15 577-18	391 362	525 465	107 97	187 266	1974-65.8 2053-68.4
1997-98 (15-15)	MSU OPP	30 30	806-1774 731-1763	.454 .415	136-426 200-592	.319 .338	383-605 391-552	.633 .708	1112-37.1 1089-36.3	528-13 544-10	437 331	421 446	90 89	204 195	2131-71.0 2053-68.4
1998-99 (20-13)	MSU OPP	33 33	838-1898 786-1970	.442 .399	182-596 184-608	.305 *.303	421-647 373-558	.651 .669	1332-40.4 1122-34.0	602-15 584-16	443 347	536 446	119 123	201 239	2279-69.1 2129-64.5
1999-00 (14-16)	MSU OPP	30 30	803-1772 770-1776	.453 .434	200-593 196-563	.337 .348	362-541 377-540	.669 .698	1113-37.1 1019-34.0	521-14 510-11	385 395	456 392	105 120	184 205	2168-72.3 2113-70.4
2000-01 (18-13)	MSU OPP	31 31	845-1890 769-1811	.447 .425	176-551 226-665	.319 .340	457-693 426-620	.659 .687	1277-41.2 1031-33.3*	605-12 621-18	424 385	479 452	91 116	205 200	2323-74.9 2190-70.6
2001-02 (27-8)	MSU OPP	35 35	943-1965 854-2072	*.480 .412	192-551 214-710	.348 .301	504-772 412-599	.653 .688	1359-38.8 1133-32.4	621-10 693-19	566 398	583 550	123 95	294 275	2582-73.8 2334-66.7
2002-03 (21-10)	MSU OPP	31 31	806-1718 670-1672	.469 *.401	173-507 192-587	.341 *.327	366-543 320-476	.674 .672	1148-37.0 957-30.9	490-8 530-7	445 304	479 491	116 90	*268 235	2151-69.4 1852-59.7*
2003-04 (26-4)	MSU OPP	30 30	822-1766 727-1769	.465 .411	198-559 214-599	.354 .357	476-717 329-511	.664 .644	1231-41.0* 992-33.1	489-6 584-9	416 350	458 490	132 100	*280 217	2318-77.3* 1997-66.6
2004-05 (23-11)	MSU OPP	34 34	870-1958 819-2001	.444 .409	199-590 229-722	.337 .317	527-792 378-560	.665 .675	1389-40.9* 1101-32.4	532-5 646-16	475 453	503 460	114 109	232 266	2466-72.5 2245-66.0
2005-06 (15-15)	MSU OPP	30 30	748-1682 731-1785	.445 .410	167-532 226-675	.314 .335	380-600 370-578	.633 .640	1168-38.9 1041-34.7	530-10 558-13	330 425	520 420	136 94	186 263	2043-68.1 2058-68.6

\*- Southeastern Conference leader; #- NCAA leader



# HUMPHREY COLISEUM RECORDS

## INDIVIDUAL RECORDS

### Most Points Scored:

MSU: 40, Rickey Brown vs. Auburn (3-7-77)  
Opp.: 42, John Stroud (Mississippi, 1-11-79)

### Most Field Goals Made:

MSU: 18 (22 att.), Rickey Brown vs. Auburn (3-7-77)  
Opp.: 16 (28 att.), John Stroud (Mississippi, 1-11-79)

### Most Field Goals Attempted:

MSU: 31 (made 13), Rickey Brown vs. Georgia (2-19-77)  
Opp.: 28 (made 12), Joe Harvell (Mississippi, 1-11-92); 28 (made 16), John Stroud (Mississippi, 1-11-79)

### Highest Field Goal Percentage (Min. 10 att.):

MSU: .909 (10-of-11), Trey Moore vs. Loyola [New Orleans] (12-14-96); Ervin Dillon vs. Delta State (12-1-84)  
Opp.: .917 (11-of-12), Jack Givens (Kentucky, 1-31-77)

### Most 3-Point Field Goals Made:

MSU: 8 (15 att.), Winsome Frazier vs. UMKC (11-23-04); 8 (11 att.), Marckell Patterson vs. Florida (1-10-01); 8 (17 att.), Darryl Wilson vs. Alabama (3-4-95)  
Opp.: 9 (18 att.), Brad Boyd (Louisiana-Lafayette, 11-23-02)

### Most 3-Point Field Goals Attempted:

MSU: 17 (made 8), Darryl Wilson vs. Alabama (3-4-95)  
Opp.: 19 (made 7), Edward Garriet (McNeese State, 12-1-03)

### Highest 3-Point Field Goal Pct. (Min. 4 att.):

MSU: 1.000 (4-of-4), Ontario Harper vs. LSU (1-26-02); Marckell Patterson vs. Montana State (12-9-00)  
Opp.: 1.000 (4-of-4), Brian Beshara (LSU, 1-24-01); Chris Walker (Arkansas, 2-12-00); Franklin Williams (Auburn, 2-26-97); Jamie Ross (Eastern Kentucky, 12-11-90); Aundrea Davis (Auburn, 1-10-87)

### Most Free Throws Made:

MSU: 14 (18 att.), Lawrence Roberts vs. Mississippi (2-7-04); 14 (17 att.), Chuck Evans vs. Kentucky (2-19-92)  
Opp.: 18, Kenny Higgs (LSU, 1-2-78)

### Most Free Throws Attempted:

MSU: 19 (made 13), Carl Nichols vs. Southeastern Louisiana (12-1-88)  
Opp.: 23 (made 17), Calvin Natt (Northeast Louisiana, 12-5-77)

### Highest Free Throw Percentage (Min. 10 att.):

MSU: 1.000 (11-of-11), Lawrence Roberts vs. Florida A&M (12-20-04); 1.000 (10-of-10), Tyrone Washington vs. Texas Southern (12-17-96) & Tony Watts vs. Jacksonville (12-14-91)  
Opp.: 1.000 (12-of-12), Phil Cox (Vanderbilt, 1-2-82)

### Most Rebounds:

MSU: 24, Wiley Peck vs. Alabama (1-27-79)  
Opp.: 25, Calvin Natt (Northeast Louisiana, 12-5-77)

### Most Assists:

MSU: 15, Al Perry vs. Vanderbilt (1-29-77)  
Opp.: 17, Kenny Higgs (LSU, 1-19-76)

### Most Blocked Shots:

MSU: 8, Erick Dampier vs. Brigham Young (12-2-95)  
Opp.: 7, Nick Davis (Arkansas, 1-31-98)

### Most Steals:

MSU: 8, Gary Hooker vs. Samford (12-29-75) & vs. Southwestern Louisiana (12-6-75)  
Opp.: 6, Tyronn Mitchell (Northwestern State, 11-26-05); Desmond Cambridge (Alabama A&M, 11-28-01); T. J. Pugh (LSU, 3-2-91); Darryl Joe (LSU, 1-25-87); Eric Laird (Mississippi, 1-19-85)

### Most Turnovers:

MSU: 10, Al Perry vs. Southwestern Louisiana (12-6-75)  
Opp.: 10, John Best (Tennessee Tech, 1-5-93)

## TEAM RECORDS

### Most Points Scored:

MSU: 123 vs. Troy State (12-5-95)  
Opp.: 106 by Vanderbilt (OT, 12-6-79)

### Fewest Points Scored:

MSU: 20 vs. Georgia (1-13-82)  
Opp.: 26 by Georgia (1-13-82)

### Most Points Scored (Both Teams):

216, MSU (110) vs. Vanderbilt (106) in OT (12-6-79)

### Fewest Points Scored (Both Teams):

46, Georgia (26) vs. MSU (20), 1-13-82

### Largest Margin of Victory for MSU:

66 pts, MSU (98) vs. Loyola [New Orleans] (32), 12-14-96

### Largest Margin of Defeat for MSU:

41 pts, Vanderbilt (80) vs. MSU (39), 2-27-93

### Most Field Goals Made:

MSU: 48 (84 att.) vs. Chicago State (12-4-75)  
Opp.: 43 (86 att.) by Vanderbilt (OT, 12-6-79)

### Most Field Goals Attempted:

MSU: 87 vs. Texas (12-11-76); vs. Kentucky Wesleyan (11-27-76)  
Opp.: 93 (made 30) by Troy State (11-30-93)

### Highest Field Goal Percentage:

MSU: .707 (29-of-41) vs. Birmingham-Southern (12-1-81)  
Opp.: .692 (27-of-39) by Kentucky (2-25-81)

### Most 3-Point Field Goals Made:

MSU: 14 (28 att.) vs. Santa Clara (12-3-05); 14 (30 att.) vs. Auburn (3-2-04); 14 (27 att.) vs. Alabama (3-4-00); 14 (27 att.) vs. Old Dominion (12-19-96)  
Opp.: 17 (45 att.) by Troy (12-10-05)

### Most 3-Point Field Goals Attempted:

MSU: 35 (made 13) vs. Nicholls State (11-21-04)  
Opp.: 45 (made 17) by Troy (12-10-05)

### Highest 3-Point Field Goal Pct. (Min. 10 att.):

MSU: .800 (8-of-10) vs. UT-Martin (11-27-91)  
Opp.: .727 (8-of-11) by Auburn (2-19-94)

### Most Free Throws Made:

MSU: 39 (56 att.) vs. Southeastern Louisiana (12-1-88)  
Opp.: 29 (36 att.) by LSU (2-20-84)

### Most Free Throws Attempted:

MSU: 56 (made 39) vs. Southeastern Louisiana (12-1-88)  
Opp.: 41 by Kentucky (2-19-92)

### Highest Free Throw Percentage (Min. 14 att.):

MSU: 1.000 (14-of-14) vs. Alabama (2-2-85)  
Opp.: 1.000 (19-of-19) by Kentucky (1-10-83)

### Most Rebounds:

MSU: 75 vs. Mississippi Valley St. (11-21-00)  
Opp.: 54 by Troy State (11-30-93)

### Most Assists:

MSU: 34 vs. Chicago State (12-4-75)  
Opp.: 33 by Kentucky (1-23-80)

### Most Blocked Shots:

MSU: 14 vs. Northeast Missouri St. (12-9-76)  
Opp.: 10 by Kentucky (1-15-02); by Mississippi Valley State (11-21-00)

### Most Steals:

MSU: 27 vs. Samford (12-29-75); vs. Southwestern Louisiana (12-6-75)  
Opp.: 23 by Alabama (1-15-77); by LSU (1-19-76)

### Most Turnovers:

MSU: 31 vs. Auburn (2-19-79)  
Opp.: 37 by Southern Mississippi (12-2-76)

### Most Overtimes:

4, MSU (104) vs. Mississippi (102), 1-24-90

### Most Consecutive Wins:

14, 1-22-03 to 1-10-04

### Most Consecutive SEC Wins:

9, 1-23-78 to 1-15-79

### Most Consecutive Losses:

6, 12-10-85 to 1-15-86

### Most Consecutive SEC Losses:

7, 2-11-81 to 1-20-82

## LARGEST CROWDS AT "THE HUMP"

10,735 vs Mississippi (2-7-04)  
10,645 vs Mississippi (2-23-02)  
10,541 vs Florida (1-7-03)  
10,458 vs Auburn (3-2-04)  
10,437 vs Alabama (2-21-04)  
10,432 vs Alabama (3-5-05)  
10,432 vs Kentucky (1-13-04)  
10,429 vs Mississippi (2-15-03)  
10,315 vs Kentucky (1-9-96)  
10,303 vs LSU (3-2-91)  
10,242 vs Mississippi (2-26-05)  
10,232 vs Tennessee (1-28-04)  
10,226 vs Mississippi (2-20-99)  
10,194 vs Alabama (1-27-79)  
10,188 vs Mississippi (1-11-79)  
10,178 vs Mississippi (1-22-83)  
10,107 vs Mississippi (1-19-85)  
10,105 vs Vanderbilt (1-12-91)  
10,054 vs LSU (2-25-04)  
10,046 vs LSU (1-25-03)  
10,006 vs Mississippi-OT (1-6-91)



# HUMPHREY COLISEUM RECORDS



## BIGGEST MSU WINS

+66	(98-32)	vs Loyola [N.O.] (12-14-96)
+55	(120-65)	vs Alcorn State (12-18-90)
+52	(113-61)	vs Southeastern La. (12-1-88)
+50	(123-73)	vs Troy State (12-5-95)
+49	(107-58)	vs NE Missouri State (12-9-76)
+45	(110-65)	vs Tennessee Tech (1-5-93)
+43	(121-78)	vs Southeastern La. (11-25-95)
+42	(100-58)	vs Alabama A&M (12-2-02)
+42	(102-60)	vs Alabama A&M (11-30-00)
+42	(94-52)	vs Mississippi (1-14-95)
+40	(78-38)	vs Louisiana Tech (12-7-02)
+40	(107-67)	vs Ark.-Pine Bluff (11-23-99)
+40	(98-58)	vs Northwestern St. (1-16-95)
+40	(89-49)	vs Ky. Wesleyan (11-27-76)
+39	(106-67)	vs Southeastern La. (11-28-94)
+38	(97-59)	vs Centenary (11-29-89)
+38	(112-74)	vs Northwestern St. (12-4-82)
+37	(90-53)	vs Auburn (1-5-05)
+37	(92-55)	vs Florida A&M (11-19-01)
+37	(97-60)	vs Southeastern La. (12-12-98)
+37	(85-48)	vs LSU (2-11-98)

## BIGGEST MSU LOSSES

-41	(39-80)	vs Vanderbilt (2-27-93)
-28	(56-84)	vs Florida (2-7-87)
-24	(63-87)	vs Tennessee (2-17-98)
-24	(59-83)	vs Kentucky (2-6-88)
-23	(65-88)	vs Tennessee (1-25-06)
-22	(67-89)	vs Kentucky (1-23-80)
-21	(55-76)	vs Alabama (2-4-87)
-19	(57-76)	vs Vanderbilt (1-28-87)
-19	(58-77)	vs Kentucky (2-6-84)
-18	(68-86)	vs Georgia (2-6-02)
-18	(56-74)	vs Kentucky (1-9-96)
-18	(55-73)	vs Auburn (12-22-83)
-18	(53-71)	vs Alabama (1-6-82)
-16	(70-86)	vs Kentucky (1-22-94)
-16	(61-77)	vs Auburn (2-17-88)
-16	(56-72)	vs Auburn (1-11-86)

## TOP MSU SCORING GAMES

123	vs Troy State (12-5-95)
121	vs Southeastern Louisiana (11-25-95)
120	vs Alcorn State (12-18-90)
118	vs Troy State (11-30-93)
113	vs Southeastern Louisiana (12-1-88)
113	vs Chicago State (12-4-75)
112	vs Centenary (11-29-89)
110	vs Tennessee Tech (1-5-93)
110	vs Vanderbilt-OT (12-6-79)
109	vs Tennessee Tech (11-26-90)
107	vs Arkansas-Pine Bluff (11-23-99)
107	vs Northeast Missouri State (12-9-76)

## TOP OPP. SCORING GAMES

106	by Vanderbilt-OT (12-6-79)
102	by Mississippi-4OT (1-24-90)
92	by Mississippi-2OT (1-11-79)
92	by Kentucky (1-31-77)
91	by Auburn (3-2-04)
91	by Tennessee (1-16-02)
89	by Kentucky (2-19-92)
89	by Kentucky (1-23-80)
89	by Northeast Louisiana (12-5-77)
89	by Texas-OT (12-11-76)
88	by Tennessee (1-25-06)
88	by Tennessee (2-6-00)

## TOP COMBINED SCORING GMS

216	MSU [110-OT] vs Vanderbilt [106] (12-6-79)
206	MSU [104-4OT] vs Miss. [102] (1-24-90)
201	MSU [118] vs Troy State [83] (11-30-93)
199	MSU [121] vs SE Louisiana [78] (11-25-95)
196	MSU [105] vs Auburn [91] (3-2-04)
196	MSU [123] vs Troy State [73] (12-5-95)
194	MSU [113] vs Chicago State [81] (12-4-75)
193	MSU [101-2OT] vs Miss. [92] (1-11-79)
186	MSU [112] vs Centenary [74] (11-29-89)
185	MSU [120] vs Alcorn State [65] (12-18-90)
185	MSU [109] vs Tenn. Tech [76] (11-26-90)

## MSU vs. ALL OPPONENTS

Team	Record	Pct
Alabama	17-14	.548
Alabama A&M	4-0	1.000
UAB	1-2	.333
Alcorn State	1-1	.500
Arkansas	11-4	.733
Arkansas-Little Rock	2-1	.667
Arkansas-Pine Bluff	1-0	1.000
Arkansas State	2-0	1.000
Auburn	20-11	.645
Auburn-Montgomery	2-0	1.000
Austin Peay State	1-0	1.000
Ball State	1-0	1.000
Baylor	1-0	1.000
Belmont	1-0	1.000
Birmingham-Southern	4-0	1.000
Biscayne	1-0	1.000
Brigham Young	1-0	1.000
Centenary	4-0	1.000
Chattanooga	2-2	.500
Chicago State	1-0	1.000
Christian Brothers	3-0	1.000
Delta State	2-1	.667
Drake	1-0	1.000
East Carolina	1-0	1.000
East Tennessee State	1-0	1.000
Eastern Kentucky	1-0	1.000
Florida	12-11	.522
Florida A&M	2-0	1.000
Florida International	1-0	1.000
Florida Tech	1-0	1.000
George Mason	1-0	1.000
Georgia	16-8	.667
Houston	0-1	.000
Illinois Wesleyan	1-0	1.000
Indiana State	1-0	1.000
Jackson State	2-0	1.000
Jacksonville	2-0	1.000
Jacksonville State	1-0	1.000
James Madison	0-1	.000
Kansas State	0-1	.000
Kentucky	8-16	.333
Kentucky Wesleyan	1-0	1.000
Louisiana-Lafayette	1-1	.500
Louisiana-Monroe	3-1	.750
Louisiana State	19-12	.613
Louisiana Tech	2-0	1.000
Loyola [New Orleans]	1-0	1.000
Mansfield State	1-0	1.000
McNeese State	3-0	1.000
Memphis	1-1	.500
Mercer	1-0	1.000
Middle Tennessee State	1-0	1.000
Mississippi	25-6	.806
Mississippi College	2-0	1.000
Mississippi Valley State	1-0	1.000
Missouri-Kansas City	2-0	1.000
Missouri Western	1-0	1.000
Montana State	1-0	1.000
Morehead State	1-0	1.000
New Orleans	3-0	1.000
Nicholls State	3-0	1.000
North Alabama	2-0	1.000
UNC Wilmington	1-0	1.000
Northeast Missouri State	2-0	1.000
Northwestern State	4-1	.800
Oklahoma	1-0	1.000
Old Dominion	1-0	1.000
Rice	1-0	1.000
Richmond	0-1	.000
Sam Houston State	1-0	1.000
Samford	2-0	1.000
Santa Clara	1-0	1.000
South Alabama	4-0	1.000
South Carolina	6-1	.857
South Carolina State	1-0	1.000
Southeast Missouri State	1-0	1.000
Southeastern Louisiana	7-1	.875
Southern Mississippi	6-0	1.000
Tennessee	13-11	.542
Tennessee-Martin	4-1	.800
Tennessee Tech	3-0	1.000
Texas	1-0	1.000
Texas Christian	1-0	1.000
Texas-Pan American	1-0	1.000
Texas Southern	1-0	1.000
Troy	6-0	1.000
Tulane	1-0	1.000
Tulsa	0-1	.000
Vanderbilt	16-7	.696
Virginia Tech	1-0	1.000
Western Kentucky	1-0	1.000
Western New Mexico	1-0	1.000
Wichita State	0-1	.000
Xavier	1-0	1.000
vs. 94 Opponents	300-120	.714

## YEAR-BY-YEAR COLISEUM ATTENDANCE

Season	Overall	Average	SEC Gms	Average	Record (SEC)
1975-76	70,081	5,006	52,636	5,848	10-4 (5-4)
1976-77	76,232	5,082	53,268	5,919	11-4 (5-4)
1977-78	72,025	5,540	59,836	6,648	11-2 (8-1)
1978-79	99,906	7,136	72,073	8,008	11-3 (7-2)
1979-80	67,209	6,721	62,014	6,890	6-4 (5-4)
1980-81	48,214	4,018	39,426	4,381	6-6 (3-6)
1981-82	56,414	4,030	40,466	4,496	7-7 (3-6)
1982-83	68,416	5,263	57,169	6,352	11-2 (7-2)
1983-84	61,508	4,393	44,623	4,958	6-8 (3-6)
1984-85	89,370	6,384	64,639	7,182	11-3 (7-2)
1985-86	43,927	3,379	32,834	3,648	4-9 (3-6)
1986-87	40,715	2,908	31,284	3,476	7-7 (3-6)
1987-88	54,074	4,160	44,760	4,973	9-4 (5-4)
1988-89	74,344	5,719	60,406	6,712	9-4 (5-4)
1989-90	74,623	5,740	57,832	6,426	9-4 (5-4)
1990-91	102,072	7,852	81,047	9,005	12-1 (8-1)
1991-92	72,142	5,549	52,971	6,621	8-5 (4-4)
1992-93	61,172	4,706	45,257	5,657	10-3 (5-3)
1993-94	88,687	6,335	64,608	8,076	10-4 (5-3)
1994-95	80,681	6,723	64,804	8,101	11-1 (7-1)
1995-96	97,996	7,538	60,938	7,617	10-3 (6-2)
1996-97	74,275	5,305	50,327	6,291	10-4 (5-3)
1997-98	77,954	5,996	54,569	6,821	7-6 (2-6)
1998-99	70,257	5,018	53,647	6,706	12-2 (6-2)
1999-00	61,764	4,412	47,980	5,998	10-4 (4-4)
2000-01	77,654	4,568	49,030	6,129	13-4 (6-2)
2001-02	79,642	5,689	63,238	7,905	13-1 (7-1)
2002-03	98,312	7,022	73,321	9,165	12-2 (7-1)
2003-04	111,940	7,996	81,672	10,209	12-2 (6-2)
2004-05	103,031	7,925	74,109	9,264	11-2 (6-2)
2005-06	90,875	5,680	54,884	6,861	11-5 (5-3)
31 Seasons...	2,345,512	5,585	1,745,668	6,612	300-120/163-101



# MSU TEAM AWARDS

## **BABE MCCARTHY MEMORIAL AWARD**

*The Babe McCarthy Memorial Award is presented annually to the Bulldog player who best exemplifies the highest traits of character, leadership, desire and hustle.*

1975-76: Joe Dean  
1976-77: Wiley Peck  
1977-78: Wiley Peck  
1978-79: Wiley Peck  
1979-80: Rickey Brown  
1980-81: Ron White  
1981-82: Mackey Whyte & Jeff Norwood  
1982-83: Jeff Malone  
1983-84: Mackey Whyte & Jeff Norwood  
1984-85: Gary Caveness  
1985-86: Mark Peters  
1986-87: Mark Peters  
1987-88: Robert Woodard  
1988-89: Chris Hall  
1989-90: Robert Woodard  
1990-91: Greg Carter  
1991-92: Tony Watts  
1992-93: Orien Watson  
1993-94: David Domingue  
1994-95: Marcus Grant  
1995-96: Darryl Wilson  
1996-97: McKie Edmonson  
1997-98: McKie Edmonson & Whit Hughes  
1998-99: Detrick White  
1999-00: T.J. Billups  
2000-01: T.J. Billups  
2001-02: Guy Gardner  
2002-03: Derrick Zimmerman  
2003-04: Timmy Bowers  
2004-05: Shane Power

## **BAILEY HOWELL REBOUNTING AWARD**

1978-79: Wiley Peck  
1979-80: Rickey Brown  
1980-81: Kalpatrick Wells  
1981-82: Kalpatrick Wells  
1982-83: Kalpatrick Wells  
1983-84: Kelvin Hildreth  
1984-85: Raymond Brown  
1985-86: Chauncey Robinson  
1986-87: Hubert Henderson  
1987-88: Carl Nichols  
1988-89: Cameron Burns  
1989-90: Cameron Burns  
1990-91: Greg Carter  
1991-92: Johnny Walker  
1992-93: Johnny Walker  
1993-94: Erick Dampier  
1994-95: Erick Dampier  
1995-96: Erick Dampier  
1996-97: Tyrone Washington  
1997-98: Tyrone Washington  
1998-99: Tyrone Washington  
1999-00: Robert Jackson  
2000-01: Tang Hamilton  
2001-02: Mario Austin  
2002-03: Mario Austin  
2003-04: Lawrence Roberts  
2004-05: Lawrence Roberts

## **BEST OFFENSIVE PLAYER AWARD**

1978-79: Rickey Brown  
1979-80: Rickey Brown  
1980-81: Jeff Malone  
1981-82: Jeff Malone  
1982-83: Jeff Malone  
1983-84: Kelvin Hildreth  
1984-85: Ken Harvey  
1985-86: Chauncey Robinson  
1987-88: Reginald Boykin  
1988-89: Cameron Burns  
1989-90: Cameron Burns  
1990-91: Cameron Burns  
1991-92: Tony Watts  
1992-93: Chuck Evans  
1993-94: Darryl Wilson  
1994-95: Darryl Wilson  
1995-96: Darryl Wilson  
1996-97: Horatio Webster  
1997-98: Horatio Webster  
1998-99: Detrick White  
1999-00: Tang Hamilton  
2000-01: Antonio Jackson  
2001-02: Mario Austin  
2002-03: Mario Austin  
2003-04: Lawrence Roberts  
2004-05: Lawrence Roberts

## **BEST DEFENSIVE PLAYER AWARD**

1978-79: Ray White  
1979-80: Kalpatrick Wells  
1980-81: Kalpatrick Wells  
1986-87: Anthony Blakley  
1987-88: Greg Lockhart  
1988-89: Greg Lockhart  
1989-90: Greg Carter  
1990-91: Greg Carter  
1991-92: Orien Watson  
1992-93: Orien Watson  
1993-94: Marcus Grant  
1994-95: Erick Dampier  
1995-96: Erick Dampier  
1996-97: Tyrone Washington  
1997-98: Detrick White  
1998-99: Tyrone Washington  
1999-00: Michael Gholar  
2000-01: Derrick Zimmerman  
2001-02: Michael Gholar  
2002-03: Derrick Zimmerman  
2003-04: Branden Vincent  
2004-05: Winsome Frazier

## **MOST IMPROVED DEFENDER AND REBOUNDER AWARD**

2002-03: Michal Ignerski

## **MOST IMPROVED PLAYER AWARD**

1981-82: Butch Pierre  
1982-83: Chauncey Robinson  
1983-84: Tony Robinson  
1984-85: Raymond Brown  
1985-86: Mark Peters  
1986-87: Reginald Boykin  
1987-88: Chancellor Nichols  
1988-89: Tony Watts  
1989-90: Todd Merritt  
1990-91: Keith Hooper  
1991-92: David Domingue  
1992-93: Marcus Grant  
1993-94: Bubba Wilson  
1994-95: Brian Price  
1995-96: Dontae' Jones  
1996-97: Trey Moore  
1997-98: Oral Roberts  
1998-99: Tang Hamilton  
1999-00: Robert Jackson  
2000-01: Quentin Smith  
2001-02: Mario Austin & Derrick Zimmerman  
2002-03: Timmy Bowers  
2003-04: Branden Vincent  
2004-05: Wesley Morgan & Dietric Slater

## **MOST ASSISTS AWARD**

1978-79: Tom Schuberth  
1979-80: Greg Grim  
1980-81: Terry Lewis  
1981-82: Butch Pierre  
1982-83: Butch Pierre  
1983-84: Ken Harvey  
1984-85: Jeff Norwood  
1985-86: Tracy Taylor  
1986-87: Tracy Taylor  
1987-88: Greg Lockhart  
1988-89: Greg Lockhart  
1989-90: Doug Hartsfield  
1990-91: Doug Hartsfield  
1991-92: Chuck Evans  
1992-93: Chuck Evans  
1993-94: T.J. Honore  
1994-95: T.J. Honore  
1995-96: Marcus Bullard  
1996-97: Trey Moore  
1997-98: Detrick White  
1998-99: Detrick White  
1999-00: Todd Myles  
2000-01: Antonio Jackson  
2001-02: Derrick Zimmerman  
2002-03: Derrick Zimmerman  
2003-04: Timmy Bowers  
2004-05: Gary Ervin

## **BEST THREE-POINT FG PERCENTAGE AWARD**

2003-04: Shane Power  
2004-05: Shane Power

## **BEST FREE THROW PERCENTAGE AWARD**

1978-79: Greg Grim  
1979-80: Jeff Malone  
1981-82: Jeff Malone  
1982-83: Jeff Malone  
1983-84: Kelvin Hildreth  
1984-85: Jeff Norwood  
1985-86: Greg Lockhart  
1986-87: Anthony Blakley  
1987-88: Joe Courtney  
1988-89: Reginald Boykin  
1989-90: Greg Carter  
1990-91: Tony Watts  
1991-92: Tony Watts  
1992-93: Chuck Evans  
1993-94: Darryl Wilson  
1994-95: Darryl Wilson  
1995-96: Darryl Wilson  
1996-97: Bart Hyche  
1997-98: Trey Moore  
1998-99: Bart Hyche  
1999-00: Antonio Jackson  
2000-01: Marckell Patterson  
2001-02: Marckell Patterson  
2002-03: Winsome Frazier  
2003-04: Winsome Frazier  
2004-05: Winsome Frazier

## **ACADEMIC AWARD**

1986-87: Mark Peters  
1988-89: Carl Nichols  
1989-90: Cameron Burns & Carl Nichols  
1990-91: Carl Nichols  
1991-92: Orien Watson  
1992-93: Orien Watson  
1993-94: Jay Walton  
1994-95: Jay Walton  
1995-96: Whit Hughes  
1996-97: McKie Edmonson  
1997-98: McKie Edmonson  
1998-99: Bart Hyche  
1999-00: Quentin Smith  
2000-01: Roy Goffer  
2001-02: Roy Goffer  
2002-03: Wesley Morgan  
2003-04: Michael Boler  
2004-05: Shane Power

## **ROBERT WOODARD HUSTLE AWARD**

1989-90: Robert Woodard  
1990-91: Keith Hooper  
1991-92: David Domingue  
1992-93: David Domingue  
1993-94: David Domingue  
1994-95: Boo Ray  
1995-96: Russell Walters  
1996-97: Whit Hughes  
1997-98: David Redding

*Note: MSU Team Awards were not given for the 2005-06 season.*

# HISTORY

**124** BULLDOG  
HONOR ROLL

**126** BULLDOGS  
IN THE NBA

**128** HALL OF FAMER  
BAILEY HOWELL

**129** POSTSEASON  
TOURNEY RECORDS

**130** POSTSEASON  
TOURNEY HISTORY

**136** SEC TOURNAMENT  
RECORDS

**137** TELEVISION  
HISTORY

**138** IN-SEASON TOURNEY  
HISTORY

**140** YEARLY  
RECORDS

**141** COACHING  
HISTORY

**142** ALL-TIME  
LETTERMEN

**144** ALL-TIME  
SERIES RECORDS

**145** NON-SEC  
SERIES RECORDS

**153** ALL-TIME  
RESULTS

**169** MSU BASKETBALL  
HISTORY





# BULLDOG HONOR ROLL

## MSU ALL-AMERICANS

1956-57: **Jim Ashmore** (3rd Team AP & UPI; 2nd Team Converse; 1st Team Helms Foundation)  
 1957-58: **Bailey Howell** (Consensus 2nd Team)  
 1958-59: **Bailey Howell** (Consensus 1st Team)  
 1961-62: **Red Stroud** (2nd Team Converse; 3rd Team Helms; 1st Team Coach & Athlete)  
 1962-63: **Red Stroud** (2nd Team Converse)  
 1962-63: **Leland Mitchell** (Honorable Mention Converse)  
 1979-80: **Rickey Brown** (Citizen Savings Athletic Foundation)  
 1982-83: **Jeff Malone** (1st Team Sporting News; 3rd Team NABC; 5th Team Basketball Times)  
 1990-91: **Greg Carter** (Honorable Mention AP)  
 1992-93: **Chuck Evans** (Honorable Mention UPI)  
 1994-95: **Erick Dampier** (Honorable Mention AP)  
 1995-96: **Erick Dampier** (Honorable Mention AP)  
 2002-03: **Mario Austin** (5th Team Foxsports.com; Honorable Mention AP)  
 2003-04: **Lawrence Roberts** (Consensus 1st Team)  
 2004-05: **Lawrence Roberts** (Honorable Mention AP)



BAILEY HOWELL



LAWRENCE ROBERTS

## ALL-SEC

1949-50: Herb Hargett (2nd AP)  
 1950-51: Herb Hargett (2nd AP)  
 1951-52: Coyte Vance (2nd AP)  
 1952-53: Gerald Caveness (2nd AP)  
 1953-54: Gerald Caveness (3rd AP)  
 1954-55: Jim Ashmore (2nd AP)  
 1955-56: Jim Ashmore (1st AP & Coaches)  
 1956-57: Jim Ashmore (1st AP & Coaches)  
 Bailey Howell (1st AP & Coaches)  
 1957-58: Bailey Howell (1st AP, Coaches)  
 1958-59: Bailey Howell (1st AP, Coaches)  
 1959-60: Jerry Graves (2nd AP, Coaches)  
 Charles Hull (3rd AP)  
 1960-61: Jerry Graves (1st AP, Coaches)  
 W.D. "Red" Stroud (3rd AP)  
 1961-62: Leland Mitchell (1st AP, Coaches)  
 W.D. "Red" Stroud (1st AP, Coaches)  
 1962-63: Leland Mitchell (1st AP, Coaches)  
 W.D. "Red" Stroud (1st AP, Coaches)  
 Joe Dan Gold (3rd AP, Coaches)  
 1963-64: Doug Hutton (3rd AP)  
 1965-66: Dave Williams (2nd AP & UPI, Coaches)  
 Gary Washington (Hon. Mention AP)  
 1966-67: Dave Williams (1st UPI, 2nd AP)  
 1967-68: Tom Payne (2nd AP, 3rd UPI)  
 1969-70: Jack Bouldin (3rd AP)  
 1970-71: Jack Bouldin (2nd AP & UPI, Coaches)  
 1972-73: Rich Knarr (3rd AP & UPI)  
 1973-74: Jerry Jenkins (3rd AP, Coaches)  
 1974-75: Jerry Jenkins (2nd AP, 3rd UPI, Coaches)  
 1975-76: Ray White (3rd AP & UPI, Coaches)  
 1976-77: Rickey Brown (2nd AP & UPI, Coaches)  
 1977-78: Wiley Peck (2nd AP)  
 Ray White (2nd AP, 3rd UPI, Coaches)  
 Rickey Brown (2nd UPI, 3rd AP)  
 1978-79: Wiley Peck (2nd AP & UPI, Coaches)  
 Ray White (2nd AP & UPI, Coaches)  
 Greg Grim (3rd AP)  
 1979-80: Rickey Brown (1st AP & UPI, Coaches)  
 1980-81: Jeff Malone (2nd AP, 3rd UPI, Coaches)

1981-82: Jeff Malone (2nd AP, 3rd UPI, Coaches)  
 1982-83: Jeff Malone (1st AP & UPI, Coaches)  
 1984-85: Ken Harvey (3rd AP & UPI, Coaches)  
 1988-89: Cameron Burns (3rd AP & UPI, Coaches)  
 1989-90: Cameron Burns (2nd AP & UPI, Coaches)  
 Greg Carter (3rd AP)  
 1990-91: Cameron Burns (1st AP, 2nd UPI, Coaches)  
 Greg Carter (1st AP & UPI, Coaches)  
 1991-92: Tony Watts (2nd AP, Coaches)  
 Chuck Evans (3rd AP)  
 1992-93: Chuck Evans (2nd AP, Coaches)  
 1993-94: Erick Dampier (2nd AP & Coaches)  
 Darryl Wilson (3rd AP)  
 1994-95: Erick Dampier (1st AP & Coaches)  
 Darryl Wilson (2nd AP & Coaches)  
 Marcus Grant (3rd Coaches)  
 1995-96: Erick Dampier (1st AP & Coaches)  
 Darryl Wilson (1st Coaches, 2nd AP)  
 1996-97: Horatio Webster (2nd AP & Coaches)  
 1997-98: Horatio Webster (1st Coaches, 2nd AP)  
 Tyrone Washington (3rd AP & Coaches)  
 1998-99: Tyrone Washington (2nd AP, 3rd Coaches)  
 1999-00: Robert Jackson (3rd Coaches)  
 2001-02: Mario Austin (2nd AP & Coaches)  
 Derrick Zimmerman (3rd AP)  
 2002-03: Mario Austin (1st AP & Coaches)  
 Timmy Bowers (3rd AP)  
 Derrick Zimmerman (3rd AP)  
 2003-04: Timmy Bowers (1st AP & Coaches)  
 Lawrence Roberts (1st AP & Coaches)  
 2004-05: Lawrence Roberts (1st AP & Coaches)  
 Shane Power (2nd Coaches)  
 2005-06: Charles Rhodes (2nd AP & Coaches)

## SEC COACH OF THE YEAR

1960-61: Babe McCarthy (AP)  
 1961-62: Babe McCarthy (AP)  
 1962-63: Babe McCarthy (AP)  
 1970-71: Kermit Davis (AP)  
 1977-78: Ron Greene (AP, UPI)  
 1984-85: Bob Boyd (AP, UPI)  
 1990-91: Richard Williams (UPI, Coaches)  
 1994-95: Richard Williams (AP, Coaches)  
 2003-04: Rick Stansbury (AP)

## SEC PLAYER OF THE YEAR

1956-57: Jim Ashmore (AP players poll)  
 1957-58: Bailey Howell (AP players poll, United Press)  
 1958-59: Bailey Howell (AP players poll)  
 1961-62: W.D. "Red" Stroud (AP poll)  
 1982-83: Jeff Malone (UPI)  
 2003-04: Lawrence Roberts (AP, Coaches)

## SEC NEWCOMER OF THE YEAR

1996-97: Horatio Webster (AP)  
 2003-04: Lawrence Roberts (AP)

## SEC ALL-FRESHMAN

1985-86: Greg Lockhart  
 1988-89: Tony Watts  
 1993-94: Erick Dampier (Unanimous pick)  
 2003-04: Gary Ervin (Unanimous pick)  
 2005-06: Jamont Gordon (Unanimous pick)

## SEC ALL-DEFENSIVE TEAM

1990-91: Greg Carter (Coaches)

## SEC SCHOLAR-ATHLETE OF THE YEAR

2003-04: Shane Power

## NCAA POSTGRADUATE SCHOLARSHIP

1975-76: Rich Knarr

## SEC PLAYER OF THE WEEK

2-3-91: Greg Carter  
 3-3-91: Greg Carter  
 2-17-92: Tony Watts  
 1-17-94: Erick Dampier  
 1-9-95: Erick Dampier  
 2-6-95: Darryl Wilson  
 12-4-95: Erick Dampier  
 1-8-96: Darryl Wilson  
 2-12-96: Darryl Wilson  
 1-4-98: Tyrone Washington  
 2-7-99: Detrick White  
 1-1-01: Antonio Jackson  
 1-7-02: Mario Austin  
 3-4-02: Mario Austin  
 12-15-02: Mario Austin  
 11-24-03: Lawrence Roberts  
 2-16-04: Lawrence Roberts  
 3-8-04: Timmy Bowers  
 12-27-04: Lawrence Roberts  
 1-3-05: Lawrence Roberts



## SEC ROOKIE OF THE WEEK

- 1-11-88: Carl Nichols
- 1-23-89: Tony Watts
- 2-6-89: Cameron Burns
- 2-20-89: Cameron Burns
- 3-9-92: Johnny Walker

## SEC FRESHMAN OF THE WEEK

- 12-5-05: Jamont Gordon
- 12-26-05: Jamont Gordon
- 2-6-06: Jamont Gordon
- 3-6-06: Jamont Gordon

## SEC ACADEMIC HONOR ROLL

- 1962-63: Joe Dan Gold, Physical Education
- 1963-64: Aubrey Nichols, Pre-Law (2nd Team)
- 1966-67: John Sapen, Mathematics  
Herb Biggs, Political Science (HM)
- 1968-69: Chuck Wade, Education
- 1970-71: Johnny Pearson, Pol. Science (2nd T)
- 1971-72: Jeff Watkins, Mech. Engineering  
Johnny Pearson, Business (HM)
- 1972-73: Terry Kusnierz, Education
- 1973-74: Bill Singletary, Business  
Rich Knarr, Physical Education  
Jeff Stroman, Business (2nd Team)  
Terry Kusnierz, Phys. Education (HM)
- 1974-75: Jeff Stroman, Accounting (2nd Team)
- 1975-76: Rich Knarr, Physical Education  
Joe Dean, Business (2nd Team)  
Jeff Stroman, Accounting (2nd Team)
- 1979-80: Tom Schuberth, Physical Education
- 1986-87: Mark Peters, Chemical Engineering
- 1988-89: Carl Nichols, Computer Engineering
- 1989-90: Carl Nichols, Business Accounting  
Cameron Burns, Physical Education
- 1990-91: Carl Nichols, Accounting  
Brad Smith, Undecided
- 1992-93: Orien Watson, Fitness Management  
Marcus Grant, Communication
- 1993-94: David Domingue, Communication  
Marcus Grant, Communication
- 1994-95: Marcus Grant, Communication  
Whit Hughes, Pre-Accountancy  
Russell Walters, Poultry Science  
Jay Walton, Communication
- 1995-96: Erick Dampier, Teaching & Coaching  
Whit Hughes, Marketing  
Jay Walton, MBA  
Bubba Wilson, Interdisciplinary Studies
- 1996-97: McKie Edmonson, Accounting  
Whit Hughes, Marketing  
Bart Hyche, General Business Admin.
- 1997-98: McKie Edmonson, Accounting  
Whit Hughes, MBA  
Bart Hyche, Marketing  
David Redding, Educ. Psychology
- 1998-99: Bart Hyche, Marketing  
Tyrone Washington, Gen. Bus. Admin.  
Detrick White, Interdisciplinary Studies
- 2000-01: T.J. Billups, Sports Communication  
Ward Griffith, Teaching/Coaching  
Robert Jackson, Teaching/Coaching
- 2001-02: Corey Stidham, Teaching/Coaching

- 2002-03: Guy Gardner, Secondary Education  
Roy Goffer, Business Info. Systems  
Michal Ignerski, Fitness Management  
Wesley Morgan, Sports Comm.  
Corey Stidham, Teaching/Coaching
- 2003-04: Michael Boler, Biological Sciences  
Dennis Buse, Mktg./Sports Admin.  
Wesley Morgan, Sports Comm.  
Shane Power, Sports Communication
- 2004-05: Billy Begley, Business Management  
Michael Boler, Biological Sciences  
Wesley Morgan, Physical Education  
Shane Power, Sports Administration  
Piotr Stelmach, Physical Education
- 2005-06: Billy Begley, Business Management  
Michael Boler, Biological Sciences  
Wesley Morgan, Communication  
Piotr Stelmach, Physical Education

## SEC FRESHMAN ACADEMIC HONOR ROLL

- 2002-03: Stephen Cowherd
- 2003-04: Billy Begley  
Piotr Stelmach

## SEC ALL-TOURNAMENT TEAM

- 1933: Frank Waits (1st Team)  
Buford Taylor (2nd Team)  
George Pillow (2nd Team)
- 1943: Eugene Bledsoe (1st Team)
- 1950: Willard Daley (2nd Team)
- 1951: Herb Hargett (2nd Team)
- 1952: Coyte Vance (2nd Team)
- 1983: Jeff Malone
- 1986: Chauncey Robinson
- 1996: Dontae' Jones (MVP)  
Darryl Wilson
- 1999: Detrick White
- 2002: Mario Austin (MVP)  
Derrick Zimmerman
- 2003: Timmy Bowers  
Derrick Zimmerman

## SOUTHERN CONFERENCE ALL-TOURNAMENT TEAM

- 1923: K.P. Gatchell  
H.G. Perkins
- 1924: K.P. Gatchell
- 1926: H.L. Stone (1st Team)

## NCAA TOURNAMENT ALL-REGIONAL TEAM

- 1963: Leland Mitchell (Mideast Regional)
- 1996: Dontae' Jones (Southeast Reg. - MVP)  
Erick Dampier (Southeast Regional)  
Darryl Wilson (Southeast Regional)

## NABC ALL-DISTRICT TEAM

- 1951-52: Coyte Vance (Honorable Mention)
- 1956-57: Jim Ashmore
- 1957-58: Bailey Howell (1st Team)
- 1958-59: Bailey Howell (1st Team)
- 1960-61: Jerry Graves (2nd Team)
- 1961-62: Red Stroud (2nd Team)  
Leland Mitchell (3rd Team)
- 1962-63: Red Stroud (1st Team)  
Leland Mitchell (2nd Team)
- 1978-79: Ray White (1st Team)  
Wiley Peck (2nd Team)  
Rickey Brown (2nd Team)
- 1979-80: Rickey Brown (1st Team)
- 1980-81: Jeff Malone (2nd Team)
- 1981-82: Jeff Malone (1st Team)
- 1982-83: Jeff Malone (1st Team)
- 1988-89: Cameron Burns (2nd Team)
- 1990-91: Cameron Burns (1st Team)  
Greg Carter (2nd Team)  
Richard Williams (Coach of the Year)
- 1993-94: Erick Dampier (2nd Team)
- 1994-95: Erick Dampier (1st Team)  
Darryl Wilson (2nd Team)  
Richard Williams (Coach of the Year)
- 1995-96: Erick Dampier (1st Team)  
Darryl Wilson (1st Team)
- 1996-97: Horatio Webster (2nd Team)
- 1997-98: Horatio Webster (1st Team)
- 1998-99: Tyrone Washington (2nd Team)
- 2001-02: Mario Austin (2nd Team)
- 2002-03: Mario Austin (1st Team)
- 2003-04: Lawrence Roberts (1st Team)  
Timmy Bowers (2nd Team)  
Rick Stansbury (Coach of the Year)
- 2004-05: Lawrence Roberts (1st Team)

## USBWA ALL-DISTRICT TEAM

- 1990-91: Cameron Burns  
Richard Williams (Coach of the Year)
- 1993-94: Erick Dampier
- 1994-95: Erick Dampier  
Darryl Wilson  
Richard Williams (Coach of the Year)
- 1995-96: Erick Dampier
- 1996-97: Horatio Webster
- 1997-98: Horatio Webster
- 2001-02: Mario Austin
- 2002-03: Mario Austin
- 2003-04: Lawrence Roberts  
Timmy Bowers  
Rick Stansbury (Coach of the Year)
- 2004-05: Lawrence Roberts



# BULLDOGS IN THE NBA



BAILEY HOWELL

## BAILEY HOWELL'S CAREER NBA STATISTICS

Season	Team	GP	Mins	FGM-FGA	Pct	FTM-FTA	Pct	Rebounds	Ast	Points
1959-60	Detroit	75	2346	510-1119	.456	312-422	.739	790-10.5	63	1332-17.8
1960-61	Detroit	77	2952	607-1293	.469	601-798	.753	1111-14.4	196	1815-23.6
1961-62	Detroit	79	2857	553-1193	.464	470-612	.768	996-12.6	186	1576-19.9
1962-63	Detroit	79	2971	637-1235	.516	519-650	.798	910-11.5	232	1793-22.7
1963-64	Detroit	77	2700	598-1267	.472	470-581	.809	776-10.1	205	1666-21.6
1964-65	Baltimore	80	2975	515-1040	.495	504-629	.801	869-10.9	208	1534-19.2
1965-66	Baltimore	78	2328	481-986	.488	402-551	.730	773-9.9	155	1364-17.5
1966-67	Boston	81	2503	636-1242	.512	349-471	.741	677-8.4	103	1621-20.0
1967-68	Boston	82	2801	643-1336	.481	335-461	.727	805-9.8	133	1621-19.8
1968-69	Boston	78	2527	612-1257	.487	313-426	.735	685-8.8	137	1537-19.7
1969-70	Boston	82	2078	399-931	.429	235-308	.763	550-6.7	120	1033-12.6
1970-71	Philadelphia	82	1589	324-686	.472	230-315	.730	441-5.4	115	878-10.7
12-Year Totals		950	30627	6515-13585	.480	4740-6224	.762	9383-9.9	1853	17770-18.7

## JEFF MALONE'S CAREER NBA STATISTICS

Season	Team	GP	Mins	FGM-FGA	Pct	3GM-3GA	Pct	FTM-FTA	Pct	Rebounds	Ast	BS	Stl	Points
1983-84	Wash	81	1976	408-918	.444	24-74	.324	142-172	.826	155-1.9	151	13	23	982-12.1
1984-85	Wash	76	2613	605-1213	.499	15-72	.208	211-250	.844	206-2.7	184	9	52	1436-18.9
1985-86	Wash	80	2992	735-1522	.483	3-17	.176	322-371	.868	288-3.6	191	12	70	1795-22.4
1986-87	Wash	80	2763	689-1509	.457	4-26	.154	376-425	.885	218-2.7	298	13	75	1758-22.0
1987-88	Wash	80	2655	648-1360	.476	10-24	.417	335-380	.882	206-2.6	237	13	51	1641-20.5
1988-89	Wash	76	2418	677-1410	.480	1-19	.053	296-340	.871	179-2.4	219	14	39	1651-21.7
1989-90	Wash	75	2567	781-1592	.491	1-6	.167	257-293	.877	206-2.7	243	6	48	1820-24.3
1990-91	Utah	69	2466	525-1034	.508	1-6	.167	231-252	.917	206-3.0	143	6	50	1282-18.6
1991-92	Utah	81	2922	691-1353	.511	1-12	.083	256-285	.898	233-2.9	180	5	56	1639-20.2
1992-93	Utah	79	2558	595-1205	.494	3-9	.333	236-277	.852	173-2.2	128	4	42	1429-18.1
1993-94	Utah/Phil	77	2560	525-1081	.486	7-12	.583	205-247	.830	199-2.6	125	5	40	1262-16.4
1994-95	Phil	19	660	144-284	.507	11-28	.393	51-59	.864	55-2.9	29	0	15	350-18.4
1995-96	Phil/Mia	32	510	76-193	.394	5-16	.313	29-32	.906	40-1.3	26	0	16	186-5.8
13-Year Totals		905	29660	7099-14674	.484	86-321	.268	2947-3383	.871	2364-2.6	2154	100	577	17231-19.0



JEFF MALONE



ERICK DAMPIER

## ERICK DAMPIER'S CAREER NBA STATISTICS

Season	Team	GP	Mins	FGM-FGA	Pct	3GM-3GA	Pct	FTM-FTA	Pct	Rebounds	Ast	BS	Stl	Points
1996-97	Indiana	72	1052	131-336	.390	1-1	1.000	107-168	.637	294-4.1	43	73	19	370-5.1
1997-98	Gld St	82	2656	352-791	.445	0-2	.000	267-399	.669	715-8.7	94	139	39	971-11.8
1998-99	Gld St	50	1414	161-414	.389	0-0	.000	120-204	.588	382-7.6	54	58	26	442-8.8
1999-00	Gld St	21	495	70-173	.405	0-0	.000	27-51	.529	134-6.4	19	15	8	167-8.0
2000-01	Gld St	43	1038	126-314	.401	0-2	.000	67-126	.532	250-5.8	59	58	17	319-7.4
2001-02	Gld St	73	1740	209-480	.435	0-0	.000	136-211	.645	387-5.3	87	167	17	554-7.6
2002-03	Gld St	82	1978	259-522	.496	0-2	.000	155-222	.698	543-6.6	58	154	27	673-8.2
2003-04	Gld St	74	2403	348-650	.535	0-2	.000	217-332	.654	887-12.0	60	137	33	913-12.3
2004-05	Dallas	59	1609	202-367	.550	0-3	.000	138-228	.605	501-8.5	51	80	15	542-9.2
2005-06	Dallas	82	1934	171-347	.493	0-0	.000	127-215	.591	640-7.8	51	106	27	469-5.7
10-Year Totals		638	16319	2029-4394	.462	1-12	.083	1361-2156	.631	4733-7.4	576	987	228	5420-8.5

## LAWRENCE ROBERTS' CAREER NBA STATISTICS

Season	Team	GP	Mins	FGM-FGA	Pct	3GM-3GA	Pct	FTM-FTA	Pct	Rebounds	Ast	BS	Stl	Points
2005-06	Memphis	33	181	20-44	.455	0-2	.000	11-23	.478	49-1.5	5	2	8	51-1.5
1-Year Totals		33	181	20-44	.455	0-2	.000	11-23	.478	49-1.5	5	2	8	51-1.5

## DERRICK ZIMMERMAN'S CAREER NBA STATISTICS

Season	Team	GP	Mins	FGM-FGA	Pct	3GM-3GA	Pct	FTM-FTA	Pct	Rebounds	Ast	BS	Stl	Points
2005-06	N.J.	2	32	2-3	.667	0-0	.000	0-0	.000	4-2.0	7	0	0	4-2.0
1-Year Totals		2	32	2-3	.667	0-0	.000	0-0	.000	4-2.0	7	0	0	4-2.0

## TANG HAMILTON'S CAREER NBA STATISTICS

Season	Team	GP	Mins	FGM-FGA	Pct	3GM-3GA	Pct	FTM-FTA	Pct	Rebounds	Ast	BS	Stl	Points
2001-02	Miami	9	98	10-19	.526	0-1	.000	0-1	.000	18-2.0	5	0	4	20-2.2
1-Year Totals		9	98	10-19	.526	0-1	.000	0-1	.000	18-2.0	5	0	4	20-2.2



LAWRENCE ROBERTS





## DONTAE' JONES' CAREER NBA STATISTICS

Season	Team	GP	Mins	FGM-FGA	Pct	3GM-3GA	Pct	FTM-FTA	Pct	Rebounds	Ast	BS	Stl	Points
1997-98	Boston	15	91	19-57	.333	6-23	.261	0-0	.000	9-0.6	5	3	2	44-2.9
1-Year Totals		15	91	19-57	.333	6-23	.261	0-0	.000	9-0.6	5	3	2	44-2.9

## RAYMOND BROWN'S CAREER NBA STATISTICS

Season	Team	GP	Mins	FGM-FGA	Pct	3GM-3GA	Pct	FTM-FTA	Pct	Rebounds	Ast	BS	Stl	Points
1989-90	Utah	16	56	8-28	.286	0-0	.000	0-2	.000	15-0.9	4	0	0	16-1.0
1-Year Totals		16	56	8-28	.286	0-0	.000	0-2	.000	15-0.9	4	0	0	16-1.0

## WILEY PECK'S CAREER NBA STATISTICS

Season	Team	GP	Mins	FGM-FGA	Pct	3GM-3GA	Pct	FTM-FTA	Pct	Rebounds	Ast	BS	Stl	Points
1979-80	San Ant	52	628	73-169	.432	0-2	.000	34-55	.618	183-3.5	33	23	17	180-3.5
1-Year Totals		52	628	73-169	.432	0-2	.000	34-55	.618	183-3.5	33	23	17	180-3.5



DONTAE' JONES

## JOE COURTNEY'S CAREER NBA STATISTICS

Season	Team	GP	Mins	FGM-FGA	Pct	3GM-3GA	Pct	FTM-FTA	Pct	Rebounds	Ast	BS	Stl	Points
1992-93	Chi/GS	12	104	13-32	.406	0-0	.000	7-9	.778	19-1.6	3	5	5	33-2.8
1993-94	Phx/Mil	52	345	67-148	.453	2-3	.667	32-47	.681	56-1.1	15	12	10	168-3.2
1995-96	Cleve	23	200	15-35	.429	0-0	.000	8-18	.444	49-2.1	9	6	5	38-1.7
1996-97	Phil/SA	9	100	11-30	.367	0-0	.000	3-5	.600	16-1.8	0	0	0	25-2.8
4-Year Totals		96	749	106-245	.433	2-3	.667	50-79	.633	140-1.5	27	23	20	264-2.8

## RICKEY BROWN'S CAREER NBA STATISTICS

Season	Team	GP	Mins	FGM-FGA	Pct	3GM-3GA	Pct	FTM-FTA	Pct	Rebounds	Ast	BS	Stl	Points
1980-81	Gld St	45	580	83-162	.512	0-0	.000	16-21	.762	166-3.7	21	14	9	182-4.0
1981-82	Gld St	82	1260	192-418	.459	0-0	.000	86-122	.705	364-4.4	19	29	36	470-5.7
1982-83	GS/Atl	76	1048	167-349	.479	0-3	.000	65-105	.619	266-3.5	25	26	13	399-5.3
1983-84	Atlanta	68	785	94-201	.468	0-0	.000	48-65	.738	181-2.7	29	23	18	236-3.5
1984-85	Atlanta	69	814	78-192	.406	0-0	.000	39-68	.574	223-3.2	25	22	19	195-2.8
5-Year Totals		340	4487	614-1322	.464	0-3	.000	254-381	.667	1200-3.5	119	114	95	1482-4.4




RICKEY BROWN

## BULLDOGS IN THE NBA DRAFT

Name, Position	Year	Team	Selection
Herb Hargett, G	1951	Fort Wayne Pistons	4th
Coyte Vance, G	1952	Milwaukee Hawks	9th
Jim Ashmore, G	1957	Boston Celtics	4th (32nd)
Bailey Howell, C	1959	Detroit Pistons	1st (2nd)
Jerry Graves, F	1961	Chicago Packers	2nd (19th)
Leland Mitchell, F	1963	St. Louis Hawks	2nd (15th)
W.D. "Red" Stroud, G	1963	Boston Celtics	5th (45th)
Dave Williams, F-C	1968	Cincinnati Royals	8th (97th)
Wiley Peck, F	1979	San Antonio Spurs	1st (19th)
Ray White, G	1979	Atlanta Hawks	4th (79th)
Rickey Brown, F-C	1980	Golden St. Warriors	1st (13th)
Gary Hooker, F	1980	Seattle SuperSonics	4th (89th)
Jeff Malone, G	1983	Washington Bullets	1st (10th)
Kalpatrick Wells, C	1983	Philadelphia 76ers	4th (74th)
Terry Lewis, G-F	1983	Los Angeles Lakers	4th (92nd)
Chauncey Robinson, F	1986	Detroit Pistons	4th (86th)
Erick Dampier, C	1996	Indiana Pacers	1st (10th)
Dontae' Jones, F	1996	New York Knicks	1st (21st)
Tyrone Washington, C	1999	Houston Rockets	2nd (44th)
Mario Austin, F	2003	Chicago Bulls	2nd (36th)
Derrick Zimmerman, G	2003	Golden State Warriors	2nd (40th)
Lawrence Roberts, F	2005	Seattle SuperSonics	2nd (55th)



**BAILEY HOWELL**  
2nd Overall - 1959  
Detroit Pistons



**WILEY PECK**  
19th Overall - 1979  
San Antonio Spurs



**RICKEY BROWN**  
13th Overall - 1980  
Golden St. Warriors

## MSU FIRST-ROUND PICKS IN THE NBA DRAFT



**JEFF MALONE**  
10th Overall - 1983  
Washington Bullets



**ERICK DAMPIER**  
10th Overall - 1996  
Indiana Pacers



**DONTAE' JONES**  
21st Overall - 1996  
New York Knicks



# HALL OF FAMER BAILEY HOWELL



*The greatest name in Mississippi State University basketball history received the greatest honor the sport has to offer on Sept. 29, 1997, as Bailey Howell was formally enshrined into the Naismith Memorial Basketball Hall of Fame in Springfield, Mass. Listed below are just some of the many accomplishments achieved by Bailey Howell during his record-setting three-year collegiate stint at Mississippi State and productive 12-year career in the National Basketball Association:*

- ✕ Member of the Tennessee, Mississippi and MSU Sports Halls of Fame
- ✕ Namesake of the Cellular South Howell Trophy, presented annually at the Mississippi Sports Hall of Fame and Museum to the top male basketball player among Mississippi's four-year senior colleges
- ✕ Two-time all-American and three-time, first-team all-SEC selection
- ✕ Consensus first-team all-American as a senior (1958-59) and consensus second-team all-American as a junior (1957-58)
- ✕ Ranked among the nation's top-10 statistical leaders in both scoring and rebounding during all three varsity seasons (1957-59)
- ✕ Ranked fourth nationally in scoring during junior (27.8 ppg) and senior (27.5 ppg) years
- ✕ Led the NCAA in field-goal percentage (56.8%) as a sophomore, while standing second among the nation's rebounding leaders as a senior (15.2 rpg)
- ✕ Owns MSU's career records for scoring average (27.1 ppg), rebounds (1,277), rebounding average (17.0 rpg), free throws made (682) and free throws attempted (892)
- ✕ Ranks second (behind Jeff Malone) on the school's all-time scoring list with 2,030 career points
- ✕ Owns MSU's single-game scoring (47 points vs. Union in 1958) and rebounding (34 rebounds vs. LSU in 1957) marks
- ✕ Served as team co-captain as a junior and tri-captain as a senior, helping lead coach Babe McCarthy's teams to a three-year composite record of 61-14, including an SEC title during his senior campaign
- ✕ Starred for 12 years in the National Basketball Association, having ranked among the NBA's all-time top-10 leaders in nine statistical categories upon his retirement in 1971
- ✕ Six-time NBA All-Star named to the All-NBA Second Team in 1963
- ✕ Member of two NBA World Championship teams (1968 & 1969) with the Boston Celtics
- ✕ Selected by the Detroit Pistons in the first round (second pick overall) of the 1959 NBA Draft



*Presented to MSU forward Lawrence Roberts (left) in 2005 during the award's inaugural year, the Cellular South Howell Trophy is annually given to the top male basketball player among Mississippi's four-year senior colleges.*



*A member of the Tennessee, Mississippi and MSU Halls of Fame, Bailey Howell is honored in the Mississippi Sports Hall of Fame and Museum in Jackson with a 10-foot cardboard cutout of the former all-American.*

# POSTSEASON TOURNAMENT RECORDS



## NCAA TOURNAMENT History (10-8)

### 1963 NCAA Mideast Reg. (East Lansing, MI)

Loyola (Chicago) 61, MSU 51 (1st Round)

MSU 65, Bowling Green 60 (Consolation)

### 1991 NCAA East Regional (Syracuse, NY)

Eastern Michigan 76, MSU 56 (1st Round)

### 1995 NCAA West Regional

MSU 75, Santa Clara 67 (1st Rnd @ Boise, ID)

MSU 78, Utah 64 (2nd Round @ Boise, ID)

UCLA 86, MSU 67 (Semis @ Oakland, CA)

### 1996 NCAA Southeast Regional

MSU 58, VCU 51 (1st Rnd @ Indianapolis, IN)

MSU 63, Princeton 41 (2nd Rnd @ Indianapolis)

MSU 60, Connecticut 55 (Semis @ Lexington, KY)

MSU 73, Cincinnati 63 (Finals @ Lexington, KY)

### 1996 NCAA Final Four (@ East Rutherford, NJ)

Syracuse 77, MSU 69 (National Semifinals)

### 2002 NCAA Midwest Regional (Dallas, TX)

MSU 70, McNeese State 58 (1st Round)

Texas 68, MSU 64 (2nd Round)

### 2003 NCAA East Regional (Birmingham, AL)

Butler 47, MSU 46 (1st Round)

### 2004 NCAA Atlanta Regional (Orlando, FL)

MSU 85, Monmouth 52 (1st Round)

Xavier 89, MSU 74 (2nd Round)

### 2005 NCAA Austin Regional (Charlotte, NC)

MSU 93, Stanford 70 (1st Round)

Duke 63, MSU 55 (2nd Round)

## NIT History (3-5)

### 1979 NIT (Starkville, MS)

Alcorn State 80, MSU 78 (1st Round)

### 1990 NIT (Starkville, MS/New Orleans, LA)

MSU 84, Baylor 75 (1st Round @ MSU)

New Orleans 65, MSU 60 (2nd Round @ UNO)

### 1994 NIT (Manhattan, KS)

Kansas State 78, MSU 67 (1st Round)

### 1999 NIT (Fort Collins, CO)

Colorado State 69, MSU 56 (1st Round)

### 2001 NIT (Starkville, MS/Pittsburgh, PA)

MSU 75, Southern Miss 68 (1st Round @ MSU)

MSU 66, Pittsburgh 61 (2nd Rnd @ Pittsburgh)

Tulsa 77, MSU 75 (Quarterfinals @ MSU)

## INDIVIDUAL SUPERLATIVES

### Most Points Scored:

- 32, Darryl Wilson vs. Utah (1995 NCAA)
- 28, Cameron Burns vs. Baylor (1990 NIT)
- 27, Darryl Wilson vs. Connecticut (1996 NCAA)
- 25, Mario Austin vs. McNeese State (2002 NCAA)
- 23, Lawrence Roberts vs. Stanford (2005 NCAA)
- 23, Dontae' Jones vs. Cincinnati (1996 NCAA)
- 23, Tony Watts vs. Baylor (1990 NIT)
- 23, Leland Mitchell vs. Bowling Green (1963 NCAA)

### Most Field Goals Made:

- 10, Erick Dampier vs. Princeton (1996 NCAA)
- 10, Darryl Wilson vs. Utah (1995 NCAA)
- 9, Marckell Patterson vs. McNeese St. (2002 NCAA)
- 9, Dontae' Jones vs. Cincinnati (1996 NCAA)
- 9, Darryl Wilson vs. Connecticut (1996 NCAA)
- 9, Erick Dampier vs. Utah (1995 NCAA)
- 9, Cameron Burns vs. Baylor (1990 NIT)
- 9, Greg Grim vs. Alcorn State (1979 NIT)

### Most Field Goals Attempted:

- 21, Darryl Wilson vs. UCLA (1995 NCAA)
- 20, Darryl Wilson vs. Utah (1995 NCAA)
- 19, Greg Carter vs. E. Michigan (1991 NCAA)
- 18, Lawrence Roberts vs. Duke (2005 NCAA)
- 18, Tang Hamilton vs. Colorado State (1999 NIT)
- 18, Cameron Burns vs. E. Michigan (1991 NCAA)

### Most 3-Point Field Goals Made:

- 7, Darryl Wilson vs. Connecticut (1996 NCAA)
- 6, Winsome Frazier vs. Stanford (2005 NCAA)
- 6, Darryl Wilson vs. Syracuse (1996 NCAA)
- 5, Darryl Wilson vs. UCLA (1995 NCAA)

### Most 3-Point Field Goals Attempted:

- 14, Darryl Wilson vs. UCLA (1995 NCAA)
- 13, Darryl Wilson vs. Syracuse (1996 NCAA)
- 11, Darryl Wilson vs. Connecticut (1996 NCAA)

### Most Free Throws Made:

- 13, Leland Mitchell vs. Bowling Green (1963 NCAA)
- 10, Darryl Wilson vs. Utah (1995 NCAA)
- 10, Cameron Burns vs. Baylor (1990 NIT)

### Most Free Throws Attempted:

- 16, Leland Mitchell vs. Bowling Green (1963 NCAA)
- 14, Mario Austin vs. McNeese State (2002 NCAA)
- 13, Cameron Burns vs. Baylor (1990 NIT)

### Most Rebounds:

- 14, Lawrence Roberts vs. Stanford (2005 NCAA)
- 14, Erick Dampier vs. Syracuse (1996 NCAA)
- 13, Tang Hamilton vs. Tulsa (2001 NIT)
- 13, Dontae' Jones vs. Cincinnati (1996 NCAA)
- 12, Branden Vincent vs. Xavier (2004 NCAA)
- 12, Wiley Peck vs. Alcorn State (1979 NIT)

### Most Assists:

- 9, Timmy Bowers vs. Monmouth (2004 NCAA)
- 9, Marcus Bullard vs. Princeton (1996 NCAA)
- 8, Marcus Bullard vs. Syracuse (1996 NCAA)
- 7, Detrick White vs. Colorado State (1999 NIT)
- 6, Erick Dampier vs. Syracuse (1996 NCAA)
- 6, Marcus Bullard vs. Connecticut (1996 NCAA)
- 6, Marcus Bullard vs. VCU (1996 NCAA)

### Most Blocked Shots:

- 8, Erick Dampier vs. Utah (1995 NCAA)
- 5, Erick Dampier vs. VCU (1996 NCAA)
- 4, Lawrence Roberts vs. Duke (2005 NCAA)
- 4, Marcus Campbell vs. Stanford (2005 NCAA)
- 4, Erick Dampier vs. Connecticut (1996 NCAA)
- 4, Erick Dampier vs. UCLA (1995 NCAA)
- 4, Erick Dampier vs. Santa Clara (1995 NCAA)

### Most Steals:

- 5, Timmy Bowers vs. McNeese St. (2002 NCAA)
- 4, Winsome Frazier vs. Xavier (2004 NCAA)
- 4, Ontario Harper vs. McNeese St. (2002 NCAA)

## TEAM SUPERLATIVES

### Most Points Scored:

- 93 vs. Stanford (2005 NCAA)
- 85 vs. Monmouth (2004 NCAA)
- 84 vs. Baylor (1990 NIT)
- 78 vs. Utah (1995 NCAA)
- 78 vs. Alcorn State (1979 NIT)

### Most Field Goals Made:

- 33 vs. Alcorn State (1979 NIT)
- 32 vs. Stanford (2005 NCAA)
- 30 vs. Monmouth (2004 NCAA)
- 28 vs. Pittsburgh (2001 NIT)
- 28 vs. Utah (1995 NCAA)

### Most Field Goals Attempted:

- 72 vs. Xavier (2004 NCAA)
- 67 vs. Colorado State (1999 NIT)
- 62 vs. four opponents (last: vs. Duke-2005 NCAA)

### Best Field Goal Percentage:

- .600 [24-40] vs. Princeton (1996 NCAA)
- .589 [33-56] vs. Alcorn State (1979 NIT)
- .561 [32-57] vs. Stanford (2005 NCAA)
- .536 [30-56] vs. Xavier (2004 NCAA)

### Most 3-Point Field Goals Made:

- 11 vs. Syracuse (1996 NCAA)
- 9 vs. Stanford (2005 NCAA)
- 9 vs. Xavier (2004 NCAA)
- 9 vs. UCLA (1995 NCAA)
- 9 vs. Santa Clara (1995 NCAA)
- 9 vs. Kansas State (1994 NIT)

### Most 3-Point Field Goals Attempted:

- 32 vs. UCLA (1995 NCAA)
- 28 vs. Syracuse (1996 NCAA)
- 26 vs. Xavier (2004 NCAA)

### Best 3-Point Field Goal Percentage:

- .529 [9-17] vs. Stanford (2005 NCAA)
- .500 [6-12] vs. Baylor (1990 NIT)
- .467 [7-15] vs. Connecticut (1996 NCAA)

### Most Free Throws Made:

- 30 vs. Baylor (1990 NIT)
- 25 vs. Bowling Green (1963 NCAA)

### Most Free Throws Attempted:

- 39 vs. Baylor (1990 NIT)
- 35 vs. Bowling Green (1963 NCAA)

### Best Free Throw Percentage:

- 1.000 [6-6] vs. Syracuse (1996 NCAA)
- .800 [16-20] vs. Utah (1995 NCAA)
- .800 [8-10] vs. Eastern Michigan (1991 NCAA)

### Most Rebounds:

- 51 vs. Bowling Green (1963 NCAA)
- 47 vs. Monmouth (2004 NCAA)
- 46 vs. Virginia Commonwealth (1996 NCAA)

### Most Assists:

- 21 vs. Syracuse (1996 NCAA)
- 19 vs. Monmouth (2004 NCAA)
- 18 vs. UCLA (1995 NCAA)
- 18 vs. Alcorn State (1979 NIT)

### Most Turnovers:

- 21 vs. Syracuse (1996 NCAA)
- 20 vs. Virginia Commonwealth (1996 NCAA)
- 20 vs. UCLA (1995 NCAA)
- 20 vs. Santa Clara (1995 NCAA)

### Most Blocked Shots:

- 10 vs. Baylor (1990 NIT)
- 8 vs. Utah (1995 NCAA)
- 7 vs. Connecticut (1996 NCAA)

### Most Steals:

- 12 vs. Monmouth (2004 NCAA)
- 11 vs. Xavier (2004 NCAA)
- 11 vs. McNeese State (2002 NCAA)
- 10 vs. Eastern Michigan (1991 NCAA)



# POSTSEASON TOURNAMENT HISTORY

## 2005 NCAA AUSTIN REGIONAL FIRST ROUND

MISSISSIPPI STATE 93, STANFORD 70  
MARCH 18, 2005 • CHARLOTTE, NC  
CHARLOTTE COLISEUM (23,207)

MSU	FG	3FG	FT	RB	A	PT
Roberts	8-14	0-1	7-9	14	1	23
Power	4-8	2-4	4-5	6	3	14
Harper	2-6	0-1	4-4	3	3	8
Ervin	2-4	0-0	1-2	2	2	5
Frazier	7-9	6-8	0-0	2	0	20
Rhodes	1-1	0-0	2-2	1	0	4
Begley	0-0	0-0	0-0	0	0	0
Edmondson	0-2	0-2	0-0	0	2	0
Cannon	0-1	0-0	0-0	1	1	0
Boler	1-1	1-1	2-2	0	0	5
Slater	3-4	0-0	0-0	3	0	6
Morgan	0-0	0-0	0-0	0	0	0
Stelmach	0-0	0-0	0-2	2	0	0
Campbell	4-7	0-0	0-0	4	1	8
<b>Totals</b>	<b>32-57</b>	<b>9-17</b>	<b>20-26</b>	<b>39</b>	<b>13</b>	<b>93</b>
Stanford	FG	3FG	FT	RB	A	PT
Washington	4-5	0-0	4-8	1	0	12
Haryasz	5-17	0-3	4-5	9	3	14
Little	6-11	0-0	2-3	6	0	14
Hernandez	5-12	3-8	4-4	3	4	17
Robinson	2-9	0-3	0-0	2	2	4
Finger	1-2	0-1	0-0	1	0	2
Haas	1-5	1-3	2-2	2	0	5
Prowitt	0-2	0-0	2-3	1	0	2
<b>Totals</b>	<b>24-63</b>	<b>4-18</b>	<b>18-25</b>	<b>30</b>	<b>9</b>	<b>70</b>

FG Pct: Stanford 38%, MSU 56%. 3FG Pct: Stanford 22%, MSU 53%. FT Pct: Stanford 72%, MSU 77%. Halftime Score: MSU 44, Stanford 43. Officials: Corbett, Curry, Jackson.

## 2005 NCAA AUSTIN REGIONAL SECOND ROUND

DUKE 63, MISSISSIPPI STATE 55  
MARCH 20, 2005 • CHARLOTTE, NC  
CHARLOTTE COLISEUM (23,207)

MSU	FG	3FG	FT	RB	A	PT
Roberts	5-18	0-0	7-10	11	3	17
Power	1-6	0-1	1-2	5	1	3
Harper	7-12	2-2	1-2	6	0	17
Ervin	1-8	0-2	1-3	3	5	3
Frazier	2-10	2-8	1-4	4	0	7
Rhodes	1-1	0-0	0-0	2	0	2
Edmondson	0-2	0-0	0-0	1	0	0
Slater	1-2	0-0	0-0	0	0	2
Morgan	0-0	0-0	0-0	0	0	0
Campbell	2-3	0-0	0-0	2	0	4
<b>Totals</b>	<b>20-62</b>	<b>4-13</b>	<b>11-21</b>	<b>39</b>	<b>9</b>	<b>55</b>
Duke	FG	3FG	FT	RB	A	PT
Williams	5-12	0-0	3-6	15	0	13
Randolph	0-4	0-1	2-3	5	3	2
Redick	5-17	2-9	4-4	5	0	16
Ewing	7-13	4-7	4-4	4	3	22
Dockery	1-2	1-2	2-2	4	1	5
Melchionni	0-1	0-1	2-2	2	0	2
Nelson	1-1	1-1	0-0	2	1	3
Love	0-0	0-0	0-0	3	0	0
Johnson	0-0	0-0	0-0	0	0	0
<b>Totals</b>	<b>19-50</b>	<b>8-21</b>	<b>17-21</b>	<b>43</b>	<b>8</b>	<b>63</b>

FG Pct: Duke 38%, MSU 32%. 3FG Pct: Duke 38%, MSU 31%. FT Pct: Duke 81%, MSU 52%. Halftime Score: Duke 30, MSU 22. Officials: Corbett, Lindsay, Hess.

## 2004 NCAA ATLANTA REGIONAL FIRST ROUND

MISSISSIPPI STATE 85, MONMOUTH 52  
MARCH 19, 2004 • ORLANDO, FL  
TD WATERHOUSE CENTRE (15,961)

Monmouth	FG	3FG	FT	RB	A	PT
Krayl	3-5	2-2	1-5	1	0	9
Hamilton	2-4	0-0	2-3	1	1	6
Boxler	2-5	0-0	0-0	3	0	4
Azzarelli	1-3	0-2	0-0	1	2	2
Byfield	4-10	4-8	0-0	2	1	12
Delic	1-4	1-4	0-0	0	0	3
Kaplan	1-2	1-2	0-0	1	2	3
Owens	0-3	0-1	0-0	0	0	0
Warner	0-1	0-1	0-0	0	0	0
Stephens	0-3	0-2	2-2	1	1	2
Alston	1-2	0-1	1-2	5	2	3
Hamlett	1-1	0-0	0-1	1	0	2
Kenny	1-4	1-4	0-0	1	1	3
Anderson	1-4	0-0	1-2	1	2	3
<b>Totals</b>	<b>18-51</b>	<b>9-27</b>	<b>7-15</b>	<b>20</b>	<b>12</b>	<b>52</b>
MSU	FG	3FG	FT	RB	A	PT
Roberts	6-9	2-3	5-5	4	2	19
Power	4-6	3-3	2-2	3	0	13
Vincent	4-4	0-0	6-10	11	1	14
Bowers	2-8	1-6	0-0	6	9	5
Frazier	1-6	1-5	0-0	3	3	3
Ervin	4-5	0-0	3-3	1	0	11
Buse	1-1	1-1	0-0	0	0	3
Boler	0-1	0-1	0-0	5	1	0
Slater	0-4	0-1	0-0	1	2	0
Morgan	1-1	0-0	0-1	2	0	2
Smith	1-2	0-0	0-0	2	1	2
Stelmach	2-4	0-2	1-2	5	0	5
Campbell	4-5	0-0	0-0	2	0	8
<b>Totals</b>	<b>30-56</b>	<b>8-22</b>	<b>17-23</b>	<b>47</b>	<b>19</b>	<b>85</b>

FG Pct: Monmouth 35%, MSU 54%. 3FG Pct: Monmouth 33%, MSU 36%. FT Pct: Monmouth 47%, MSU 74%. Halftime Score: MSU 46, Monmouth 34. Officials: Nunez, Upton, Wymer.

## 2004 NCAA ATLANTA REGIONAL SECOND ROUND

XAVIER 89, MISSISSIPPI STATE 74  
MARCH 21, 2004 • ORLANDO, FL  
TD WATERHOUSE CENTRE (15,640)

Xavier	FG	3FG	FT	RB	A	PT
Cage	1-3	0-1	1-1	2	2	3
Doellman	5-10	2-4	1-1	8	3	13
Myles	3-7	0-0	2-4	14	1	8
Chalmers	11-13	4-4	5-6	2	2	31
Sato	4-10	2-3	2-2	7	2	12
Finn	6-9	5-7	5-9	1	3	22
Jackson	0-0	0-0	0-0	0	0	0
Christiansen	0-0	0-0	0-0	0	0	0
Cole	0-3	0-0	0-0	2	1	0
Caudle	0-0	0-0	0-0	0	0	0
Compton	0-0	0-0	0-0	0	0	0
<b>Totals</b>	<b>30-55</b>	<b>13-19</b>	<b>16-23</b>	<b>38</b>	<b>14</b>	<b>89</b>
MSU	FG	3FG	FT	RB	A	PT
Roberts	4-11	1-2	2-4	7	0	11
Power	6-11	3-6	1-2	3	2	16
Vincent	4-10	0-0	3-6	12	1	11
Bowers	6-14	2-7	1-2	1	5	15
Frazier	3-13	3-9	3-4	9	1	12
Ervin	3-8	0-1	3-3	2	5	9
Buse	0-0	0-0	0-0	0	0	0
Slater	0-0	0-0	0-0	0	0	0
Stelmach	0-2	0-1	0-0	0	0	0
Campbell	0-3	0-0	0-0	3	0	0
<b>Totals</b>	<b>26-72</b>	<b>9-26</b>	<b>13-21</b>	<b>40</b>	<b>14</b>	<b>74</b>

FG Pct: Xavier 55%, MSU 36%. 3FG Pct: Xavier 68%, MSU 35%. FT Pct: Xavier 70%, MSU 62%. Halftime Score: Xavier 34, MSU 33. Officials: Hall, Corbett, Shows.

## 2003 NCAA EAST REGIONAL FIRST ROUND

BUTLER 47, MISSISSIPPI STATE 46  
MARCH 21, 2003 • BIRMINGHAM, AL  
B'HAM-JEFFERSON CIVIC CENTER (16,467)

Butler	FG	3FG	FT	RB	A	PT
Monserrez	1-6	1-3	0-0	4	0	3
Curry	0-3	0-2	0-0	1	0	0
Cornette	4-7	0-0	1-2	6	1	9
Miller	5-12	2-7	2-2	2	4	14
Archey	2-6	2-4	2-2	4	0	8
Lightfoot	6-13	0-2	1-2	7	0	13
Horan	0-0	0-0	0-0	1	0	0
Sheets	0-0	0-0	0-0	0	0	0
<b>Totals</b>	<b>18-47</b>	<b>5-18</b>	<b>6-8</b>	<b>26</b>	<b>5</b>	<b>47</b>
MSU	FG	3FG	FT	RB	A	PT
Harper	0-5	0-2	2-2	5	0	2
Ignerski	0-6	0-3	0-0	3	1	0
Austin	8-12	1-1	1-4	10	0	18
Bowers	2-9	2-8	3-4	4	3	9
Zimmerman	1-5	0-3	2-4	1	5	4
Campbell	0-0	0-0	0-0	1	0	0
Frazier	3-5	3-4	0-0	1	0	9
Vincent	2-2	0-0	0-0	4	1	4
<b>Totals</b>	<b>16-44</b>	<b>6-21</b>	<b>8-14</b>	<b>30</b>	<b>10</b>	<b>46</b>

FG Pct: Butler 38%, MSU 36%. 3FG Pct: Butler 28%, MSU 29%. FT Pct: Butler 75%, MSU 57%. Halftime Score: Butler 28, MSU 25. Officials: Whitehead, Vinovich, Evans.



Rick Stansbury has guided Mississippi State University to six postseason tournament appearances in his first eight seasons at the Bulldog helm, including four consecutive NCAA Tournament berths from 2002-2005.

# POSTSEASON TOURNAMENT HISTORY



## 2002 NCAA MIDWEST REGIONAL FIRST ROUND

MISSISSIPPI STATE 70, McNEESE STATE 58  
MARCH 15, 2002 • DALLAS, TX  
AMERICAN AIRLINES CENTER (19,951)

McNeese	FG	3FG	FT	RB	A	PT
Perkins	1-6	0-1	2-2	6	0	4
Gentry	4-8	0-0	3-6	9	0	11
Brewer	2-5	0-0	3-7	5	0	7
Bryant	2-4	1-3	0-1	1	1	5
Williams	6-14	2-3	1-2	9	5	15
Lewis	2-5	0-0	1-1	0	2	5
Coleman	2-10	1-8	0-0	1	0	5
Jackson	2-4	0-0	0-1	2	0	4
Johnson	0-0	0-0	0-0	0	0	0
Garriet	1-2	0-1	0-0	0	0	2
Beik	0-0	0-0	0-0	0	1	0
Teeter	0-0	0-0	0-0	1	0	0
Khorokorin	0-0	0-0	0-0	0	0	0
<b>Totals</b>	<b>22-58</b>	<b>4-16</b>	<b>10-20</b>	<b>38</b>	<b>9</b>	<b>58</b>

MSU	FG	3FG	FT	RB	A	PT
Gholar	1-5	1-3	1-2	4	1	4
Ignerski	0-2	0-1	0-0	3	0	0
Austin	8-13	0-0	9-14	9	2	25
Zimmerman	3-6	0-0	4-4	5	4	10
Patterson	9-11	2-3	0-0	1	1	20
Goffier	0-1	0-0	0-0	1	0	0
Campbell	0-1	0-0	0-0	0	0	0
Gardner	0-0	0-0	0-0	0	0	0
Bowers	4-10	1-3	2-2	4	4	11
Stidham	0-0	0-0	0-0	0	0	0
Frazier	0-0	0-0	0-0	0	0	0
Harper	0-1	0-0	0-0	5	3	0
Carr	0-1	0-1	0-0	0	0	0
Smith	0-3	0-0	0-0	2	0	0
<b>Totals</b>	<b>25-54</b>	<b>4-11</b>	<b>16-22</b>	<b>40</b>	<b>15</b>	<b>70</b>

FG Pct: McNeese 38%, MSU 46%. 3FG Pct: McNeese 25%, MSU 36%. FT Pct: McNeese 50%, MSU 73%. Halftime Score: MSU 31, McNeese 25. Officials: Hall, Ditty, Smith.

## 2001 NATIONAL INVITATION TOURNEY SECOND ROUND

MISSISSIPPI STATE 66, PITTSBURGH 61  
MARCH 19, 2001 • PITTSBURGH, PA  
FITZGERALD FIELD HOUSE (6,798)

MSU	FG	3FG	FT	RB	A	PT
Patterson	4-9	2-4	1-2	7	4	11
Hamilton	2-9	0-2	0-0	6	0	4
Q. Smith	5-5	0-0	0-0	3	1	10
A. Jackson	4-8	2-5	0-0	4	2	10
Goffier	0-1	0-1	2-2	0	0	2
Billups	0-0	0-0	0-0	1	0	0
Bowers	0-0	0-0	0-0	0	0	0
Gholar	3-4	2-3	0-0	2	3	8
Zimmerman	7-11	1-3	0-0	3	3	15
Austin	3-10	0-0	0-0	4	1	6
<b>Totals</b>	<b>28-57</b>	<b>7-18</b>	<b>3-4</b>	<b>35</b>	<b>14</b>	<b>66</b>

Pittsburgh	FG	3FG	FT	RB	A	PT
Zavackas	3-3	3-3	2-2	1	1	11
Greer	1-8	0-5	1-2	2	3	3
Hawkins	3-6	0-0	0-0	7	1	6
Knight	3-11	2-8	4-6	6	7	12
Page	5-12	3-9	0-0	1	1	13
Brown	2-5	0-1	7-7	4	1	11
Johnson	1-3	0-1	1-2	2	0	3
Morris	1-1	0-0	0-0	0	0	2
<b>Totals</b>	<b>19-49</b>	<b>8-27</b>	<b>15-19</b>	<b>26</b>	<b>14</b>	<b>61</b>

FG Pct: MSU 49%, Pitt 39%. 3FG Pct: MSU 39%, Pitt 30%. FT Pct: MSU 75%, Pitt 79%. Halftime Score: MSU 27, Pitt 27. Officials: Clougherty, Corbett, Shaw.

## 2002 NCAA MIDWEST REGIONAL SECOND ROUND

TEXAS 68, MISSISSIPPI STATE 64  
MARCH 17, 2002 • DALLAS, TX  
AMERICAN AIRLINES CENTER (19,951)

Texas	FG	3FG	FT	RB	A	PT
Mouton	2-9	1-4	0-0	3	3	5
Erskin	8-9	0-0	1-1	4	0	17
Thomas	3-5	0-0	2-3	7	0	8
Ford	3-8	1-2	4-4	4	6	11
Ivey	2-5	1-4	5-6	5	2	10
Williams	0-2	0-0	0-0	2	2	0
Harris	2-4	1-3	1-1	1	1	6
Klotz	0-0	0-0	0-0	1	0	0
Ross	0-0	0-0	0-0	0	0	0
Boddicker	4-6	3-3	0-0	3	1	11
<b>Totals</b>	<b>24-48</b>	<b>7-16</b>	<b>13-15</b>	<b>33</b>	<b>15</b>	<b>68</b>

MSU	FG	3FG	FT	RB	A	PT
Gholar	3-4	2-3	0-1	2	2	8
Ignerski	3-8	1-5	5-5	3	1	12
Austin	5-8	0-0	2-2	6	1	12
Zimmerman	4-7	0-2	0-2	5	3	8
Patterson	2-5	0-2	0-1	2	0	4
Gardner	0-0	0-0	0-0	0	0	0
Bowers	5-13	2-8	3-4	2	0	15
Frazier	0-1	0-1	0-0	0	0	0
Harper	2-3	1-2	0-0	2	1	5
Smith	0-1	0-0	0-0	0	0	0
<b>Totals</b>	<b>24-50</b>	<b>6-23</b>	<b>10-15</b>	<b>22</b>	<b>8</b>	<b>64</b>

FG Pct: Texas 50%, MSU 48%. 3FG Pct: Texas 44%, MSU 26%. FT Pct: Texas 87%, MSU 67%. Halftime Score: Texas 41, MSU 29. Officials: Burr, Rose, Skiles.

## 2001 NATIONAL INVITATION TOURNEY QUARTERFINALS

TULSA 77, MISSISSIPPI STATE 75  
MARCH 21, 2001 • STARKVILLE, MS  
HUMPHREY COLISEUM (4,529)

Tulsa	FG	3FG	FT	RB	A	PT
Hill	2-5	1-4	0-0	2	2	5
Shelton	4-8	3-5	1-2	7	0	12
Johnson	5-8	1-2	5-10	6	2	16
Harrington	5-7	1-2	3-4	2	6	14
Swanson	3-6	1-2	2-3	4	2	9
Davis	1-2	0-0	0-0	2	0	2
Reed	6-10	3-4	2-4	1	3	17
Parker	0-4	0-1	0-0	1	0	0
Ledoux	0-0	0-0	0-0	0	0	0
Ingram	1-1	0-0	0-0	1	0	2
<b>Totals</b>	<b>27-51</b>	<b>10-20</b>	<b>13-23</b>	<b>29</b>	<b>15</b>	<b>77</b>

MSU	FG	3FG	FT	RB	A	PT
Patterson	5-10	4-7	6-6	5	2	20
Hamilton	3-10	0-4	3-5	13	0	9
Q. Smith	4-6	0-0	4-7	7	0	12
A. Jackson	2-14	0-8	2-5	2	3	6
Goffier	1-2	0-1	0-0	1	1	2
Billups	0-1	0-0	0-0	0	0	0
Bowers	0-1	0-1	0-0	0	0	0
Gholar	0-1	0-1	0-0	2	1	0
Zimmerman	4-6	1-1	5-5	5	3	14
Austin	6-11	0-0	0-1	4	0	12
<b>Totals</b>	<b>25-62</b>	<b>5-23</b>	<b>20-29</b>	<b>42</b>	<b>10</b>	<b>75</b>

FG Pct: MSU 40%, TU 53%. 3FG Pct: MSU 22%, TU 50%. FT Pct: MSU 69%, TU 57%. Halftime Score: TU 38, MSU 31. Officials: Rose, Donato, Shows.

## 2001 NATIONAL INVITATION TOURNEY FIRST ROUND

MISSISSIPPI STATE 75, SOUTHERN MISS 68  
MARCH 14, 2001 • STARKVILLE, MS  
HUMPHREY COLISEUM (4,895)

USM	FG	3FG	FT	RB	A	PT
Myles	7-10	2-3	4-6	5	3	20
Thompson	1-3	0-1	0-0	2	0	2
Jones	3-7	0-0	1-4	4	1	7
Cauthen	1-5	0-0	4-5	3	2	6
Wall	5-12	3-6	0-0	3	0	13
Meneses	0-0	0-0	0-0	0	0	0
Richardson	3-7	1-3	0-0	3	1	7
Henderson	0-3	0-0	1-2	6	0	1
Carter	0-4	0-1	2-2	3	0	2
Mims	2-8	2-6	0-0	8	1	6
Duncan	2-5	0-0	0-1	4	2	4
<b>Totals</b>	<b>24-64</b>	<b>8-20</b>	<b>12-20</b>	<b>45</b>	<b>10</b>	<b>68</b>

MSU	FG	3FG	FT	RB	A	PT
Patterson	7-13	1-3	6-9	5	1	21
Hamilton	4-9	0-1	0-0	8	1	8
Q. Smith	0-1	0-0	0-4	2	0	0
A. Jackson	3-8	1-4	4-4	0	1	11
Goffier	2-4	1-3	3-6	1	1	8
Billups	1-1	0-0	0-0	0	0	2
Bowers	1-2	0-1	0-0	1	0	2
Gholar	0-2	0-0	0-0	2	0	0
Zimmerman	5-10	0-0	1-2	8	3	11
Austin	4-9	0-0	4-6	4	3	12
<b>Totals</b>	<b>27-59</b>	<b>3-12</b>	<b>18-31</b>	<b>37</b>	<b>10</b>	<b>75</b>

FG Pct: MSU 46%, USM 38%. 3FG Pct: MSU 25%, USM 40%. FT Pct: MSU 58%, USM 60%. Halftime Score: MSU 41, USM 27. Officials: Valentine, Hampton, Humes.

## 1999 NATIONAL INVITATION TOURNEY FIRST ROUND

COLORADO STATE 69, MISSISSIPPI STATE 56  
MARCH 10, 1999 • FORT COLLINS, CO  
MOBY ARENA (5,096)

MSU	FG	3FG	FT	RB	A	PT
Patterson	1-1	0-0	3-4	2	0	5
Hamilton	4-18	0-10	0-0	11	0	8
Washington	4-9	0-0	0-1	4	1	8
White	4-13	2-7	0-0	3	7	10
Myles	2-6	1-1	0-0	4	3	5
Gholar	2-3	2-3	2-5	6	0	8
Hyche	2-4	0-2	0-0	2	1	4
Boswell	1-2	0-0	0-0	0	0	2
Roberts	2-8	0-0	0-0	4	0	4
Jackson	1-3	0-0	0-2	3	0	2
<b>Totals</b>	<b>23-67</b>	<b>5-23</b>	<b>5-12</b>	<b>43</b>	<b>12</b>	<b>56</b>

CSU	FG	3FG	FT	RB	A	PT
Sivesind	6-9	4-7	0-0	3	3	16
Goodwyn	4-12	1-2	6-7	7	2	15
Ford	3-3	0-0	1-2	8	1	7
Palacio	1-13	0-3	1-2	5	2	3
McKantry	5-14	1-4	3-3	3	4	14
Smith	0-1	0-1	0-0	1	0	0
Harris	0-1	0-0	2-2	0	0	2
Martin	0-0	0-0	0-0	0	0	0
Mayer	0-0	0-0	0-0	0	0	0
Patik	1-1	0-0	0-0	3	0	2
Fisher	3-4	0-0	4-6	8	0	10
<b>Totals</b>	<b>23-58</b>	<b>6-17</b>	<b>17-22</b>	<b>41</b>	<b>12</b>	<b>69</b>

FG Pct: MSU 34%, CSU 40%. 3FG Pct: MSU 22%, CSU 35%. FT Pct: MSU 42%, CSU 77%. Halftime Score: CSU 33, MSU 28. Officials: Vinovich, Carbone, Irving.



# POSTSEASON TOURNAMENT HISTORY



In being selected to the All-SEC Tournament and All-NCAA Southeast Regional teams, Darryl Wilson helped lead coach Richard Williams' 1995-96 Bulldogs to an SEC Western Division championship and league tournament title on the way to a school-first berth in the Final Four.

## 1996 NCAA Southeast Regional First Round

MISSISSIPPI ST. 58, VA. COMMONWEALTH 51  
MARCH 14, 1996 • INDIANAPOLIS, IN  
RCA DOME (31,569)

VCU	FG	3FG	FT	RB	A	PT
Chappell	4-13	2-5	0-0	3	0	10
Hopkins	9-20	0-0	4-6	11	2	22
Byrd	1-5	0-0	3-6	2	1	5
Hamilton	1-5	0-4	0-0	3	4	2
Lee	1-7	1-5	0-0	6	2	3
Smith	0-3	0-0	0-0	3	0	0
Peabody	1-2	0-0	0-2	2	0	2
Reed	1-2	0-1	0-0	1	1	2
Talley	0-4	0-1	0-0	1	0	0
Marston	2-3	1-1	0-0	0	0	5
<b>Totals</b>	<b>20-64</b>	<b>4-17</b>	<b>7-14</b>	<b>36</b>	<b>10</b>	<b>51</b>

MSU	FG	3FG	FT	RB	A	PT
Jones	5-12	1-3	2-2	10	3	13
Walters	1-4	0-0	0-0	5	1	2
Dampier	6-9	0-0	1-2	7	0	13
Bullard	0-5	0-5	0-0	7	6	0
D. Wilson	5-14	2-4	3-4	5	1	15
Hughes	0-1	0-0	2-2	4	0	2
Hyche	3-6	2-4	0-0	3	1	8
Washington	2-3	0-0	1-3	2	0	5
<b>Totals</b>	<b>22-54</b>	<b>5-16</b>	<b>9-13</b>	<b>46</b>	<b>12</b>	<b>58</b>

FG Pct: VCU 31%, MSU 41%. 3FG Pct: VCU 24%, MSU 31%. FT Pct: VCU 50%, MSU 69%.  
Halftime Score: MSU 24, VCU 20. Officials: Lembo, Corbett, Rios.

## 1996 NCAA Southeast Regional Second Round

MISSISSIPPI STATE 63, PRINCETON 41  
MARCH 16, 1996 • INDIANAPOLIS, IN  
RCA DOME (32,293)

Princeton	FG	3FG	FT	RB	A	PT
Doyal	3-5	1-3	0-1	4	2	7
Lewullis	0-5	0-4	0-0	1	0	0
Goodrich	5-13	2-5	2-2	2	3	14
Johnson	2-6	0-4	0-0	5	1	4
Henderson	4-10	2-6	1-1	2	3	11
Earl	0-2	0-2	0-0	1	1	0
Del-Toro	0-1	0-1	0-0	0	0	0
Mastaglio	1-1	1-1	0-0	0	0	3
Gregory	0-0	0-0	0-0	0	1	0
Rosenfeld	0-1	0-0	0-0	0	0	0
Hart	0-1	0-1	0-0	0	0	0
Hite	1-1	0-0	0-0	0	0	2
<b>Totals</b>	<b>16-46</b>	<b>6-27</b>	<b>3-4</b>	<b>15</b>	<b>11</b>	<b>41</b>

MSU	FG	3FG	FT	RB	A	PT
Jones	5-10	1-2	0-0	7	0	11
Walters	0-1	0-0	0-0	4	1	0
Dampier	10-12	0-0	0-2	7	0	20
Bullard	3-6	0-3	2-4	6	9	8
D. Wilson	4-8	3-7	2-2	1	1	13
Hughes	0-0	0-0	2-2	3	1	2
Edmonson	1-1	1-1	2-2	1	0	5
Hyche	1-1	0-0	0-0	1	2	2
B. Wilson	0-1	0-1	0-0	0	0	0
Washington	0-0	0-0	0-0	3	0	0
Walton	0-0	0-0	2-2	0	1	2
<b>Totals</b>	<b>24-40</b>	<b>5-14</b>	<b>10-14</b>	<b>34</b>	<b>15</b>	<b>63</b>

FG Pct: PU 35%, MSU 60%. 3FG Pct: PU 22%, MSU 36%. FT Pct: PU 75%, MSU 71%.  
Halftime Score: MSU 31, PU 20. Officials: Range, Hall, Kitts.

## 1996 NCAA Southeast Regional Semifinals

MISSISSIPPI STATE 60, CONNECTICUT 55  
MARCH 22, 1996 • LEXINGTON, KY  
RUPP ARENA (23,890)

MSU	FG	3FG	FT	RB	A	PT
Jones	6-16	0-1	1-2	10	4	13
Walters	1-2	0-0	1-2	6	1	3
Dampier	6-15	0-0	3-4	8	2	15
Bullard	1-6	0-2	0-0	2	6	2
D. Wilson	9-14	7-11	2-2	2	0	27
Hughes	0-2	0-0	0-0	3	1	0
Hyche	0-1	0-1	0-0	0	0	0
<b>Totals</b>	<b>23-56</b>	<b>7-15</b>	<b>7-10</b>	<b>35</b>	<b>14</b>	<b>60</b>

UConn	FG	3FG	FT	RB	A	PT
King	4-9	0-0	0-0	8	1	8
Johnson	0-4	0-1	2-2	1	2	2
Knight	5-10	0-0	0-0	13	2	10
Sheffer	3-14	2-7	2-2	9	5	10
Allen	9-25	4-10	0-2	6	1	22
Jones	1-5	1-2	0-0	2	0	3
Hayward	0-0	0-0	0-0	1	0	0
Carson	0-1	0-0	0-0	0	0	0
<b>Totals</b>	<b>22-68</b>	<b>7-20</b>	<b>4-6</b>	<b>45</b>	<b>11</b>	<b>55</b>

FG Pct: MSU 41%, UC 32%. 3FG Pct: MSU 47%, UC 35%. FT Pct: MSU 70%, UC 67%.  
Halftime Score: MSU 37, UC 25. Officials: Paparo, Stupin, Wood.

## 1996 NCAA Southeast Regional Finals

MISSISSIPPI STATE 73, CINCINNATI 63  
MARCH 24, 1996 • LEXINGTON, KY  
RUPP ARENA (23,850)

MSU	FG	3FG	FT	RB	A	PT
Jones	9-17	2-6	3-3	13	0	23
Walters	0-2	0-0	1-2	10	0	1
Dampier	4-10	0-0	1-4	6	2	9
Bullard	3-7	1-3	4-7	4	3	11
D. Wilson	3-9	1-6	9-12	2	5	16
Washington	3-4	0-0	1-2	4	0	7
Hyche	2-2	1-1	0-0	0	1	5
Hughes	0-0	0-0	1-3	0	0	1
<b>Totals</b>	<b>24-51</b>	<b>5-16</b>	<b>20-33</b>	<b>44</b>	<b>11</b>	<b>73</b>

Cincinnati	FG	3FG	FT	RB	A	PT
Gregor	0-0	0-0	0-0	0	0	0
Fortson	6-15	0-0	12-16	13	2	24
Long	2-4	0-0	0-0	6	0	4
Flint	1-12	0-7	0-0	4	1	2
LeGree	5-8	1-1	0-2	5	4	11
Julson	1-2	0-0	1-2	2	0	3
Burton	6-20	5-16	0-0	3	2	17
Brannen	0-0	0-0	0-0	0	0	0
Monroe	1-2	0-0	0-0	2	0	2
Fletcher	0-0	0-0	0-0	0	0	0
Davis	0-0	0-0	0-0	0	2	0
Levett	0-2	0-2	0-0	0	0	0
<b>Totals</b>	<b>22-65</b>	<b>6-26</b>	<b>13-20</b>	<b>38</b>	<b>11</b>	<b>63</b>

FG Pct: MSU 47%, UC 34%. 3FG Pct: MSU 31%, UC 23%. FT Pct: MSU 61%, UC 65%.  
Halftime Score: MSU 37, UC 29. Officials: Pattillo, Dodge, Hillary.

## 1996 NCAA Final Four National Semifinals

SYRACUSE 77, MISSISSIPPI STATE 69  
MARCH 30, 1996 • EAST RUTHERFORD, NJ  
CONTINENTAL AIRLINES ARENA (19,229)

MSU	FG	3FG	FT	RB	A	PT
Jones	6-16	2-8	2-2	6	2	16
Walters	5-9	0-0	0-0	6	0	10
Dampier	4-6	0-0	4-4	14	6	12
Bullard	4-9	3-7	0-0	5	8	11
D. Wilson	7-16	6-13	0-0	2	3	20
Washington	0-0	0-0	0-0	1	0	0
Hyche	0-0	0-0	0-0	1	1	0
Hughes	0-0	0-0	0-0	5	1	0
<b>Totals</b>	<b>26-56</b>	<b>11-28</b>	<b>6-6</b>	<b>41</b>	<b>21</b>	<b>69</b>

Syracuse	FG	3FG	FT	RB	A	PT
Burgan	6-11	2-4	5-6	7	2	19
Wallace	6-14	1-1	8-10	4	2	21
Hill	7-11	0-0	1-2	2	1	15
Sims	3-5	1-3	4-4	5	9	11
Cipolla	3-9	1-3	2-2	1	1	9
Reafsnnyder	1-3	0-0	0-0	2	0	2
Janulis	0-2	0-1	0-0	0	0	0
<b>Totals</b>	<b>26-55</b>	<b>5-12</b>	<b>20-24</b>	<b>21</b>	<b>15</b>	<b>77</b>

FG Pct: MSU 46%, SU 47%. 3FG Pct: MSU 39%, SU 42%. FT Pct: MSU 100%, SU 83%. Halftime Score: MSU 36, SU 36. Officials: Pattillo, Scagliotta, Sanzere.



# POSTSEASON TOURNAMENT HISTORY



## 1995 NCAA WEST REGIONAL FIRST ROUND

MISSISSIPPI STATE 75, SANTA CLARA 67  
MARCH 17, 1995 • BOISE, ID  
BSU PAVILION (11,853)

Santa Clara	FG	3FG	FT	RB	A	PT
Dunne	4-9	0-1	3-4	5	1	11
Sedlock	4-7	1-2	0-0	2	2	9
Zurek	3-10	0-1	2-2	4	0	8
Nash	7-13	4-9	4-4	7	2	22
Garnett	5-11	1-5	0-0	4	2	11
Jones	0-0	0-0	0-0	0	0	0
Anderson	1-3	0-1	0-0	0	1	2
Pierce	0-3	0-0	1-2	1	0	1
Von Buchwaldt	0-1	0-0	0-0	1	0	0
Graves	1-1	0-0	1-1	1	0	3
Totals	25-58	6-19	11-13	29	8	67

MSU	FG	3FG	FT	RB	A	PT
Grant	3-8	2-6	0-0	2	5	8
Price	2-3	0-0	0-0	1	1	4
Dampier	4-6	0-0	5-7	9	0	13
Honore	6-8	4-5	0-2	1	2	16
D. Wilson	4-12	2-9	9-10	6	5	19
Bullard	2-3	1-2	0-0	2	0	5
Hughes	0-0	0-0	0-0	1	0	0
Walters	3-7	0-0	0-0	6	2	6
B. Wilson	2-3	0-0	0-0	0	0	4
Totals	26-50	9-22	14-19	30	15	75

FG Pct: SCU 43%, MSU 52%. 3FG Pct: SCU 32%, MSU 41%. FT Pct: SCU 85%, MSU 74%.  
Halftime Score: MSU 36, SCU 29. Officials: Paparo, Hartzell, Lickliter.

## 1995 NCAA WEST REGIONAL SECOND ROUND

MISSISSIPPI STATE 78, UTAH 64  
MARCH 19, 1995 • BOISE, ID  
BSU PAVILION (11,886)

MSU	FG	3FG	FT	RB	A	PT
Grant	5-10	4-5	1-2	4	3	15
Price	0-2	0-0	0-0	5	2	0
Dampier	9-13	0-0	3-4	10	0	21
Honore	2-9	0-4	2-2	0	3	6
D. Wilson	10-20	2-8	10-10	7	1	32
Bullard	0-2	0-1	0-0	2	1	0
Hughes	1-1	0-0	0-0	3	0	2
Walters	1-4	0-0	0-2	8	0	2
B. Wilson	0-0	0-0	0-0	0	0	0
Totals	28-61	6-18	16-20	40	10	78

Utah	FG	3FG	FT	RB	A	PT
Carroll	1-2	1-2	2-2	1	1	5
Van Horn	8-20	0-3	5-5	6	0	21
Melmeth	2-7	0-0	0-0	4	2	4
Preston	3-4	0-0	0-0	3	2	6
Jessie	4-10	1-2	4-5	8	4	13
Rydalch	2-9	2-7	0-0	2	1	6
Hansen	0-0	0-0	0-0	0	0	0
Jensen	2-3	0-0	3-4	4	2	7
Doleac	1-10	0-0	0-1	8	0	2
Totals	23-65	4-14	14-17	40	12	64

FG Pct: MSU 46%, Utah 35%. 3FG Pct: MSU 33%, Utah 29%. FT Pct: MSU 80%, Utah 82%.  
Halftime Score: MSU 35, Utah 22. Officials: Paparo, Hartzell, Welmer.

## 1995 NCAA WEST REGIONAL SEMIFINALS

UCLA 86, MISSISSIPPI STATE 67  
MARCH 23, 1995 • OAKLAND, CA  
OAKLAND COLISEUM-ARENA (14,399)

MSU	FG	3FG	FT	RB	A	PT
Grant	1-8	0-5	0-0	10	3	2
Price	3-5	0-0	0-0	2	3	6
Dampier	4-4	0-0	3-4	4	1	11
Honore	2-10	2-7	0-0	4	5	6
D. Wilson	7-21	5-14	3-5	6	3	22
Bullard	3-9	2-6	2-2	3	2	10
Hughes	0-0	0-0	0-0	1	0	0
Walters	3-5	0-0	4-6	7	1	10
Young	0-0	0-0	0-0	0	0	0
B. Wilson	0-0	0-0	0-0	0	0	0
Totals	23-62	9-32	12-17	41	18	67

UCLA	FG	3FG	FT	RB	A	PT
E. O'Bannon	8-14	3-6	2-3	8	1	21
C. O'Bannon	3-7	0-1	3-4	5	2	9
Zidek	5-11	0-0	1-4	2	0	11
Edney	4-6	1-2	1-2	3	8	10
Bailey	3-11	0-2	6-9	5	2	12
Dollar	0-1	0-0	2-6	6	2	2
Myers	0-0	0-0	0-0	0	0	0
Dempsey	0-0	0-0	0-0	0	0	0
Nwankwo	0-1	0-0	4-4	0	1	4
Givens	2-2	0-0	0-0	2	0	4
Henderson	2-3	0-0	4-5	2	1	8
Johnson	1-2	0-0	3-6	3	1	5
Totals	28-58	4-11	26-43	39	18	86

FG Pct: MSU 37%, UCLA 48%. 3FG Pct: MSU 28%, UCLA 36%. FT Pct: MSU 71%, UCLA 61%.  
Halftime Score: UCLA 40, MSU 19. Officials: Silvestre, Monje, Wood.

## 1994 NATIONAL INVITATION TOURNEY FIRST ROUND


KANSAS STATE 78, MISSISSIPPI STATE 67  
MARCH 17, 1994 • MANHATTAN, KS  
BRAMLAGE COLISEUM (2,690)

MSU	FG	3FG	FT	RB	A	PT
Price	1-2	0-0	0-0	1	0	2
Domingue	2-2	0-0	0-0	5	3	4
Dampier	4-10	0-0	5-9	8	0	13
Honore	4-12	3-7	3-7	3	2	14
Grant	1-6	1-6	0-0	1	3	3
D. Wilson	6-12	4-9	6-6	5	1	22
Dorsey	3-6	1-3	0-0	2	1	7
B. Wilson	0-1	0-0	0-0	3	0	0
Walters	0-2	0-0	2-2	2	0	2
Brooks	0-0	0-0	0-0	0	0	0
Totals	21-53	9-25	16-24	31	10	67

KSU	FG	3FG	FT	RB	A	PT
Davis	2-3	0-0	1-2	3	2	5
Noland	3-8	0-3	0-0	4	1	6
Cunningham	5-8	0-0	6-7	6	0	16
Beane	5-7	2-2	1-1	3	6	13
Jones	8-17	3-9	1-3	4	3	20
Gavin	4-6	0-0	0-1	5	2	8
Lucas	2-5	0-0	0-0	4	0	4
Lewis	0-1	0-0	0-0	0	0	0
Hamilton	2-3	0-1	0-0	2	1	4
Hill	1-1	0-0	0-0	2	0	2
Strickland	0-1	0-0	0-0	0	0	0
Warta	0-1	0-0	0-0	0	0	0
Schmidt	0-0	0-0	0-0	0	2	0
Mourning	0-0	0-0	0-0	0	0	0
Totals	32-61	5-15	9-14	34	17	78

FG Pct: MSU 40%, KSU 53%. 3FG Pct: MSU 36%, KSU 33%. FT Pct: MSU 67%, KSU 64%.  
Halftime Score: KSU 38, MSU 26. Officials: Ristau, Hernandez, Harris.

## 1994-95 NCAA SWEET SIXTEEN (22-8)



The 1994-95 Mississippi State Bulldogs knocked off a Steve Nash-led Santa Clara club and a Keith Van Horn-paced Utah contingent in the 1995 NCAA West Regional in Boise, Idaho, to earn a Sweet Sixteen showing, before bowing to the eventual National Champion UCLA Bruins at the regional semifinals in Oakland, Calif.



# POSTSEASON TOURNAMENT HISTORY

## 1991 NCAA EAST REGIONAL First Round

**EASTERN MICHIGAN 76, MISSISSIPPI ST. 56**  
**MARCH 15, 1991 • SYRACUSE, NY**  
**CARRIER DOME (14,436)**

EMU	FG	3FG	FT	RB	A	PT
Hallas	4-6	0-0	1-1	6	3	9
Ca. Thomas	5-9	4-7	2-3	3	2	16
Kennedy	9-13	0-0	4-6	16	1	22
Ch. Thomas	2-6	2-5	3-4	4	6	9
Neely	6-16	0-0	5-8	7	5	17
Boykin	0-1	0-0	0-1	0	0	0
Lewis	0-1	0-0	1-2	1	3	1
Felder	0-1	0-0	0-0	0	1	0
Frasor	1-1	0-0	0-0	1	0	2
Pangas	0-0	0-0	0-0	1	0	0
<b>Totals</b>	<b>27-54</b>	<b>6-12</b>	<b>16-25</b>	<b>43</b>	<b>21</b>	<b>76</b>

MSU	FG	3FG	FT	RB	A	PT
Carter	6-19	1-5	0-0	6	3	13
Burns	8-18	0-1	6-8	7	2	22
Nichols	2-4	0-0	0-0	6	1	4
Hartsfield	2-8	1-3	0-0	2	4	5
Smith	1-4	0-0	0-0	4	3	2
Watts	3-7	2-3	2-2	3	2	10
Morris	0-0	0-0	0-0	0	0	0
Watson	0-0	0-0	0-0	0	0	0
Hooper	0-2	0-1	0-0	1	1	0
Peterson	0-0	0-0	0-0	0	0	0
<b>Totals</b>	<b>22-62</b>	<b>4-13</b>	<b>8-10</b>	<b>31</b>	<b>16</b>	<b>56</b>

FG Pct: EMU 50%, MSU 35%. 3FG Pct: EMU 50%, MSU 31%. FT Pct: EMU 64%, MSU 80%.  
Halftime Score: EMU 35, MSU 28. Officials: Moreau, Borucki, Askew.

## 1990 NATIONAL INVITATION TOURNEY First Round

**MISSISSIPPI STATE 84, BAYLOR 75**  
**MARCH 15, 1990 • STARKVILLE, MS**  
**HUMPHREY COLISEUM (5,374)**

Baylor	FG	3FG	FT	RB	A	PT
Denton	7-16	4-6	4-5	7	1	22
Jones	2-6	0-0	0-1	8	5	4
Holcombe	7-12	0-0	0-0	8	2	14
Wesley	5-14	2-7	5-6	4	3	17
Lindsey	1-2	0-0	0-0	1	1	2
Hunt	3-11	2-7	0-0	1	1	8
Chalmers	2-3	0-0	0-0	2	0	4
Schumacher	0-0	0-0	0-0	0	1	0
Christian	2-4	0-0	0-0	1	0	4
<b>Totals</b>	<b>29-68</b>	<b>8-20</b>	<b>9-12</b>	<b>36</b>	<b>14</b>	<b>75</b>

MSU	FG	3FG	FT	RB	A	PT
Carter	2-5	0-0	4-6	3	4	8
Burns	9-16	0-0	10-13	8	0	28
Merritt	2-5	1-2	0-1	11	4	5
Hartsfield	3-9	3-6	6-7	2	5	15
Watts	6-14	2-4	9-9	6	2	23
Nichols	0-1	0-0	1-2	4	0	1
Smith	1-2	0-0	0-0	0	0	2
Woodard	1-1	0-0	0-1	3	2	2
Peterson	0-0	0-0	0-0	0	0	0
<b>Totals</b>	<b>24-53</b>	<b>6-12</b>	<b>30-39</b>	<b>38</b>	<b>17</b>	<b>84</b>

FG Pct: BU 43%, MSU 45%. 3FG Pct: BU 40%, MSU 50%. FT Pct: BU 75%, MSU 77%.  
Halftime Score: MSU 39, BU 32. Officials: Gill, Lowe, Eades.

## 1990 NATIONAL INVITATION TOURNEY Second Round

**NEW ORLEANS 65, MISSISSIPPI STATE 60**  
**MARCH 19, 1990 • NEW ORLEANS, LA**  
**KIEFER UNO LAKEFRONT ARENA (9,111)**

MSU	FG	3FG	FT	RB	A	PT
Carter	6-7	1-1	2-2	5	4	15
Burns	6-14	0-0	4-5	5	0	16
Merritt	3-6	2-4	0-0	6	1	8
Hartsfield	2-10	1-4	2-2	3	2	7
Watts	1-5	0-3	3-4	2	3	5
Smith	0-3	0-0	2-2	3	0	2
Woodard	1-6	1-1	2-4	4	1	5
Nichols	1-1	0-0	0-1	4	0	2
<b>Totals</b>	<b>20-52</b>	<b>5-13</b>	<b>15-20</b>	<b>34</b>	<b>11</b>	<b>60</b>

UNO	FG	3FG	FT	RB	A	PT
Collins	6-8	0-0	5-5	3	0	17
Harris	6-11	0-0	10-13	6	1	22
Johnson	0-2	0-0	0-0	7	2	0
Clarke	2-4	2-3	0-0	0	8	6
Richardson	4-7	0-0	2-3	6	2	10
Bennett	1-5	0-1	3-4	0	0	5
Laiche	0-0	0-0	0-0	1	0	0
Dyer	2-5	0-1	0-0	1	1	4
Moore	0-1	0-0	1-2	1	0	1
Hill	0-0	0-0	0-0	0	0	0
<b>Totals</b>	<b>21-43</b>	<b>2-5</b>	<b>21-27</b>	<b>28</b>	<b>14</b>	<b>65</b>

FG Pct: MSU 39%, UNO 49%. 3FG Pct: MSU 39%, UNO 40%. FT Pct: MSU 75%, UNO 78%.  
Halftime Score: UNO 38, MSU 35. Officials: Church, Gatterdam, Hatfield.



Tony Watts (upper left) and a sellout crowd of 10,303 fans at MSU's Humphrey Coliseum (upper right) celebrate MSU's 76-73 win over LSU in the 1990-91 regular-season finale to claim a share of the school's first SEC Championship since 1962-63 and earn an NCAA Tournament berth for the first time in 28 years.

# POSTSEASON TOURNAMENT HISTORY



## 1979 NATIONAL INVITATION TOURNEY FIRST ROUND

ALCORN STATE 80, MISSISSIPPI STATE 78  
MARCH 8, 1979 • STARKVILLE, MS  
HUMPHREY COLISEUM (9,745)

Alcorn State	FG	FT	RB	A	PT
L. Smith	6-8	7-8	8	3	19
Monroe	8-14	0-0	9	1	16
C. Jenkins	3-5	0-0	3	3	6
Horton	4-13	0-0	1	3	8
R. Smith	3-13	0-0	4	0	6
J. Jenkins	5-11	1-1	1	1	11
Bell	1-2	0-0	2	2	2
Wyatt	4-4	0-0	1	0	8
Baker	2-4	0-0	0	0	4
<b>Totals</b>	<b>36-74</b>	<b>8-9</b>	<b>30</b>	<b>13</b>	<b>80</b>

MSU	FG	FT	RB	A	PT
White	7-11	0-0	6	1	14
Brown	7-17	6-8	11	1	20
Peck	8-11	6-9	12	3	22
Schuberth	1-1	0-0	0	3	2
Jordan	1-4	0-0	3	5	2
Grim	9-12	0-0	2	5	18
Gaspard	0-0	0-0	0	0	0
<b>Totals</b>	<b>33-56</b>	<b>12-17</b>	<b>36</b>	<b>18</b>	<b>78</b>

FG Pct: ASU 49%, MSU 59%. FT Pct: ASU 89%, MSU 71%. Halftime Score: MSU 37, ASU 31.  
Officials: Richards, Sanders.

## 1963 NCAA MIDEAST REGIONAL FIRST ROUND

LOYOLA (CHICAGO) 61, MISSISSIPPI ST. 51  
MARCH 15, 1963 • EAST LANSING, MI  
JENISON FIELD HOUSE (12,143)

MSU	FG	FT	RB	PT
Mitchell	6-10	2-5	11	14
Gold	3-9	5-7	3	11
Brinker	3-6	3-5	7	9
Hutton	5-9	0-2	1	10
Stroud	3-15	1-1	3	7
Nichols	0-0	0-0	0	0
<b>Totals</b>	<b>20-49</b>	<b>11-20</b>	<b>35</b>	<b>51</b>

Loyola	FG	FT	RB	PT
Harkness	7-11	6-7	9	20
Rouse	8-24	0-0	19	16
Hunter	3-13	6-7	10	12
Egan	1-9	0-1	1	2
Miller	5-9	1-1	4	11
Wood	0-0	0-0	1	0
<b>Totals</b>	<b>24-66</b>	<b>13-16</b>	<b>48</b>	<b>61</b>

FG Pct: MSU 41%, LU 36%. FT Pct: MSU 55%, LU 81%. Halftime Score: LU 26, MSU 19.

## 1963 NCAA MIDEAST REGIONAL CONSOLATION GAME

MISSISSIPPI STATE 65, BOWLING GREEN 60  
MARCH 16, 1963 • EAST LANSING, MI  
JENISON FIELD HOUSE

MSU	FG	FT	RB	PT
Mitchell	5-14	13-16	8	23
Brinker	2-6	3-3	10	7
Shows	2-5	1-3	7	5
Hutton	5-11	4-7	3	14
Stroud	5-13	3-3	2	13
Williams	0-5	1-2	6	1
Posey	0-1	0-0	2	0
Nichols	1-1	0-1	4	2
<b>Totals</b>	<b>20-56</b>	<b>25-35</b>	<b>51</b>	<b>65</b>

BGSU	FG	FT	RB	PT
Junior	3-12	3-3	5	9
Chatman	0-2	0-1	6	0
Thurmond	6-22	7-10	31	19
Haley	1-1	0-0	1	2
Komives	7-26	6-7	2	20
Reynolds	0-3	0-0	0	0
Gilbert	1-3	2-3	2	4
Chapman	0-3	0-0	3	0
Pepin	2-3	0-0	1	4
Baker	1-5	0-0	1	2
<b>Totals</b>	<b>21-80</b>	<b>18-24</b>	<b>60</b>	<b>60</b>

FG Pct: MSU 36%, BGSU 26%. FT Pct: MSU 71%, BGSU 75%. Halftime Score: MSU 34, BGSU 26.



Led by the senior trio of Joe Dan Gold (left), Leland Mitchell (middle) and Red Stroud (right), coach Babe McCarthy's 1962-63 State squad met eventual National Champion Loyola of Chicago in first-round action during the school's first-ever NCAA Tournament appearance played in East Lansing, Mich.



# SEC TOURNAMENT RECORDS

## SEC TOURNAMENT HISTORY (19-44; 15-26 SINCE RENEWAL)

Year	Site	Opponent (Round)	Result
1933	Atlanta	Alabama (2nd)	W, 30-25
1933		Vanderbilt (Semis)	W, 48-36
1933		Kentucky (Finals)	L, 46-27
1934	Atlanta	Alabama (2nd)	L, 37-25
1936	Knoxville	Kentucky (2nd)	L, 41-39
1937	Knoxville	Georgia Tech (1st)	L, 43-30
1938	Baton Rouge	Tennessee (1st)	L, 41-34
1939	Knoxville	Vanderbilt (1st)	L, 73-40
1940	Knoxville	Vanderbilt (1st)	L, 46-36
1941	Louisville	Tennessee (1st)	L, 35-29
1942	Louisville	Tennessee (2nd)	L, 50-40
1943	Louisville	Georgia Tech (2nd)	W, 48-41
1943		Kentucky (Semis)	L, 52-43
1945	Louisville	Georgia Tech (2nd)	L, 60-33
1946	Louisville	Georgia (2nd)	L, 45-44
1947	Louisville	Georgia Tech (1st)	L, 65-52
1948	Louisville	Tennessee (1st)	L, 73-52
1949	Louisville	Tennessee (1st)	L, 73-46
1950	Louisville	Tulane (1st)	W, 56-47
1950		Kentucky (2nd)	L, 56-46
1951	Louisville	Kentucky (1st)	L, 92-70
1952	Louisville	LSU (1st)	L, 77-44
1979	Birmingham	Georgia (1st)	L, 75-72
1980	Birmingham	Alabama (2nd)	L, 76-75
1981	Birmingham	Vanderbilt (1st)	L, 71-58
1982	Lexington	Auburn-OT (1st)	L, 38-36
1983	Birmingham	Vanderbilt (2nd)	W, 76-61
1983		Alabama (Semis)	L, 51-50
1984	Nashville	Georgia (1st)	L, 52-49
1985	Birmingham	Alabama (2nd)	L, 42-31
1986	Lexington	Vanderbilt (1st)	W, 62-54
1986		Auburn (2nd)	W, 65-63
1986		Alabama (Semis)	L, 77-65
1987	Atlanta	LSU (1st)	L, 68-54
1988	Baton Rouge	Georgia (1st)	L, 64-43
1989	Knoxville	Georgia (1st)	L, 83-68
1990	Orlando	Alabama (2nd)	L, 59-44
1991	Nashville	Tennessee (2nd)	L, 87-70
1992	Birmingham	Vanderbilt (1st)	L, 77-55
1993	Lexington	Georgia (1st)	L, 87-56
1994	Memphis	Tennessee (1st)	W, 73-69
1994		Kentucky (2nd)	L, 95-76
1995	Atlanta	Florida (2nd)	L, 80-64
1996	New Orleans	Auburn (2nd)	W, 69-58
1996		Georgia (Semis)	W, 86-68
1996		Kentucky (Finals)	W, 84-73
1997	Memphis	Vanderbilt-OT (1st)	L, 73-67
1998	Atlanta	Georgia (1st)	L, 79-76
1999	Atlanta	Vanderbilt (1st)	W, 76-58
1999		Tennessee (2nd)	W, 62-56
1999		Arkansas-OT (Semis)	L, 84-79
2000	Atlanta	Vanderbilt (1st)	L, 76-53
2001	Nashville	South Carolina (1st)	L, 69-62
2002	Atlanta	Florida (2nd)	W, 62-52
2002		LSU (Semis)	W, 57-51
2002		Alabama (Finals)	W, 61-58
2003	New Orleans	Mississippi (2nd)	W, 73-64
2003		LSU (Semis)	W, 76-61
2003		Kentucky (Finals)	L, 64-57
2004	Atlanta	Vanderbilt-OT (2nd)	L, 74-70
2005	Atlanta	Georgia (1st)	W, 76-65
2005		Florida (2nd)	L, 80-64
2006	Nashville	South Carolina (1st)	L, 44-59

## INDIVIDUAL SUPERLATIVES

### Most Points Scored:

30, Jeff Malone vs. Vanderbilt (3-11-83)  
 28, Dontae' Jones vs. Kentucky (3-10-96)  
 27, Detrick White vs. Arkansas (3-6-99)  
 27, Terry Lewis vs. Vanderbilt (3-11-83)

### Most Field Goals Made:

12, Dontae' Jones vs. Kentucky (3-10-96)  
 12, Jeff Malone vs. Vanderbilt (3-11-83)  
 11, Terry Lewis vs. Vanderbilt (3-11-83)

### Most Field Goals Attempted:

23, Jeff Malone vs. Alabama (3-12-83)  
 21, Jeff Malone vs. Vanderbilt (3-4-81)  
 20, Jeff Malone vs. Vanderbilt (3-11-83)

### Most 3-Point Field Goals Made:

6, Timmy Bowers vs. LSU (3-15-03)  
 5, Marcus Grant vs. Kentucky (3-11-94)  
 4, Bart Hyché vs. Vanderbilt (3-6-97)  
 4, Darryl Wilson vs. Kentucky (3-10-96)  
 4, Darryl Wilson vs. Georgia (3-9-96)  
 4, Darryl Wilson vs. Florida (3-10-95)  
 4, Reginald Boykin vs. Georgia (3-10-88)

### Most 3-Point Field Goals Attempted:

11, Bart Hyché vs. Vanderbilt (3-6-97)  
 10, Bart Hyché vs. Georgia (3-5-98)  
 10, Marcus Grant vs. Kentucky (3-11-94)

### Most Free Throws Made:

12, Darryl Wilson vs. Tennessee (3-10-94)  
 10, Timmy Bowers vs. Mississippi (3-14-03)

### Most Free Throws Attempted:

17, Darryl Wilson vs. Tennessee (3-10-94)  
 11, Cameron Burns vs. Tennessee (3-8-91)

### Most Rebounds:

15, Tyrone Washington vs. Arkansas (3-6-99)  
 14, Rickey Brown vs. Alabama (2-28-90)  
 12, Tyrone Washington vs. Vanderbilt (3-4-99)  
 12, Tyrone Washington vs. Vanderbilt (3-6-97)

### Most Assists:

11, Derrick Zimmerman vs. LSU (3-15-03)  
 10, Tracy Taylor vs. Vanderbilt (3-5-86)  
 9, Marcus Bullard vs. Kentucky (3-10-96)  
 8, Detrick White vs. Vanderbilt (3-4-99)  
 8, Marcus Bullard vs. Auburn (3-8-96)  
 8, Tracy Taylor vs. Auburn (3-6-86)

### Most Turnovers:

8, Jamont Gordon vs. South Carolina (3-9-06)  
 7, Four players [last: Derrick Zimmerman vs. Kentucky (3-16-03)]

### Most Blocked Shots:

8, Kalpatrick Wells vs. Vanderbilt (3-11-83)  
 5, Dontae' Jones vs. Georgia (3-9-96)  
 4, Tyrone Washington vs. Vanderbilt (3-6-97)  
 4, Erick Dampier vs. Kentucky (3-10-96)  
 4, Erick Dampier vs. Georgia (3-9-96)  
 4, Kalpatrick Wells vs. Alabama (3-12-83)

### Most Steals:

5, Derrick Zimmerman vs. LSU (3-9-02)  
 5, Tony Watts vs. Tennessee (3-8-91)  
 4, Ontario Harper vs. Florida (3-11-05)  
 4, David Domingue vs. Tennessee (3-10-94)  
 4, Chuck Evans vs. Georgia (3-11-93)  
 4, Terry Lewis vs. Vanderbilt (3-4-81)  
 4, Terry Lewis vs. Alabama (2-28-80)

## TEAM SUPERLATIVES

### Most Points Scored:

86 vs. Georgia (3-9-96)  
 84 vs. Kentucky (3-10-96)  
 79 vs. Arkansas (3-6-99)

### Most Field Goals Made:

34 vs. Alabama (2-28-80)  
 34 vs. Georgia (2-28-79)

### Most Field Goals Attempted:

72 vs. Arkansas (3-6-99)  
 72 vs. Tennessee (3-8-91)  
 69 vs. Vanderbilt (3-4-99)  
 69 vs. Vanderbilt (3-12-92)  
 69 vs. Alabama (2-28-80)

### Best Field Goal Percentage:

.636 [28-44] vs. Vanderbilt (3-11-83)  
 .604 [32-53] vs. Georgia (3-9-96)  
 .590 [23-39] vs. Mississippi (3-14-03)

### Most 3-Point Field Goals Made:

10 vs. LSU (3-15-03)  
 9 vs. Florida (3-11-05)  
 9 vs. Vanderbilt (3-12-04)  
 9 vs. Kentucky (3-10-96)

### Most 3-Point Field Goals Attempted:

29 vs. Tennessee (3-8-91)  
 28 vs. Vanderbilt (3-9-00)  
 25 vs. Florida (3-11-05)  
 25 vs. Vanderbilt (3-12-04)

### Best 3-Point Field Goal Percentage:

1.000 [3-3] vs. LSU (3-5-87)  
 .600 [9-15] vs. Kentucky (3-10-96)

### Most Free Throws Made:

29 vs. Tennessee (3-10-94)  
 23 vs. Mississippi (3-14-03)

### Most Free Throws Attempted:

51 vs. Tennessee (3-10-94)  
 33 vs. Mississippi (3-14-03)

### Best Free Throw Percentage:

.867 [13-15] vs. Alabama (3-7-86)  
 .842 [16-19] vs. Georgia (3-9-96)

### Most Rebounds:

53 vs. Arkansas (3-6-99)  
 51 vs. Vanderbilt (3-4-99)  
 48 vs. Tennessee (3-5-99)

### Most Assists:

22 vs. Georgia (3-9-96)  
 20 vs. Kentucky (3-10-96)  
 20 vs. Auburn (3-6-86)

### Most Turnovers:

25 vs. Georgia (3-9-96)  
 23 vs. Vanderbilt (3-6-97)

### Most Blocked Shots:

11 vs. Vanderbilt (3-11-83)  
 10 vs. Georgia (3-9-96)

### Most Steals:

12 vs. Tennessee (3-8-91)  
 11 vs. Kentucky (3-16-03)  
 11 vs. Tennessee (3-10-94)  
 11 vs. Georgia (3-11-93)

Note: The Mississippi State individual and team superlatives listed are from performances since the SEC Tournament was renewed in 1979.

# TELEVISION HISTORY



Date	Opponent	Score	Network	Date	Opponent	Score	Network	Date	Opponent	Score	Network
3-5-66	at Vanderbilt	W, 92-90	TVS	3-12-92	Vanderbilt (SECT)	L, 55-77	Jeff-Pilot	12-2-00	RICHMOND	L, 72-83	CSS
1-28-67	at Vanderbilt	L, 64-79	TVS	12-1-92	AUSTIN PEAY	W, 80-73	SportSouth	12-5-00	LOUISIANA TECH	W, 68-63	FOX SNS
2-18-67	KENTUCKY	L, 74-103	TVS	12-5-92	at Iowa	L, 54-69	Raycom	12-30-00	at Arizona	W, 75-74	FOX SNA
2-19-68	LSU	L, 83-94	TVS	1-23-93	ALABAMA	W, 66-53	Jeff-Pilot	1-10-01	FLORIDA	L, 80-81	Sunshine
2-22-69	FLORIDA	L, 79-96	TVS	1-27-93	ARKANSAS-OT	W, 80-76	Jeff-Pilot	1-13-01	at Alabama	L, 59-72	FOX SNS
1-24-70	FLORIDA	W, 79-77	TVS	2-3-93	at Kentucky	L, 63-87	Jeff-Pilot	1-20-01	at Tennessee	L, 79-84	Jeff-Pilot
3-6-71	VANDERBILT	W, 81-73	TVS	2-6-93	MISSISSIPPI	L, 53-56	ESPN	1-27-01	MISSISSIPPI	W, 79-69	Jeff-Pilot
2-19-72	at Mississippi	L, 64-65	TVS	3-11-93	Georgia (SECT)	L, 56-87	Jeff-Pilot	2-3-01	at Arkansas	L, 72-83	Jeff-Pilot
2-26-72	at Florida	L, 80-88	TVS	1-9-94	at Mississippi	W, 81-69	ESPN	2-10-01	at Kentucky	L, 57-76	Jeff-Pilot
3-10-73	VANDERBILT	L, 70-74	TVS	1-12-94	at Auburn-OT	W, 91-86	Jeff-Pilot	2-17-01	AUBURN	W, 85-74	FOX SNS
2-2-74	KENTUCKY	L, 70-82	TVS	1-22-94	KENTUCKY	W, 70-86	Jeff-Pilot	3-8-01	S. Carolina (SECT)	L, 62-69	Jeff-Pilot
1-4-75	at Florida	L, 82-94	TVS	1-29-94	at Alabama	L, 69-70	Jeff-Pilot	3-21-01	TULSA (NIT)	L, 75-77	ESPN2
2-21-76	ALABAMA	L, 61-65	TVS-NBC	2-19-94	AUBURN	L, 65-76	SportSouth	11-28-01	ALABAMA A&M	W, 70-45	CSS
1-22-77	at Georgia	L, 73-82	TVS-NBC	3-5-94	at Arkansas	L, 62-80	Jeff-Pilot	12-2-01	SOUTH ALABAMA	W, 73-66	CSS
1-8-78	at Alabama	L, 59-76	TVS-NBC	3-10-94	Tennessee (SECT)	W, 73-69	Jeff-Pilot	12-16-01	Georgia State	W, 72-63	FOX SNS
1-30-78	at Auburn	L, 74-85	TVS	3-11-94	Kentucky (SECT)	L, 76-95	Jeff-Pilot	12-21-01	Cincinnati	L, 56-90	FOX SNO
2-13-78	TENNESSEE	W, 62-60	TVS	12-6-94	at BYU-OT	L, 68-74	SportSouth	1-5-02	KENTUCKY-OT	W, 74-69	Jeff-Pilot
1-22-79	at Auburn	W, 74-72	TVS	1-3-95	SOUTH CAROLINA	W, 71-56	ESPN	1-8-02	at Arkansas	L, 64-75	ESPN
2-12-79	at Kentucky	L, 65-80	TVS	1-21-95	at Alabama	L, 64-68	Jeff-Pilot	1-26-02	LSU	W, 84-61	FOX SNS
2-17-79	FLORIDA	W, 80-64	TVS-NBC	1-25-95	LSU	W, 73-60	Jeff-Pilot	1-30-02	at Auburn	L, 72-64	Jeff-Pilot
2-24-79	at LSU	W, 65-57	TVS-NBC	2-1-95	FLORIDA	W, 70-47	SC Fla.	2-2-02	at Florida	L, 48-76	FOX SNS
2-28-79	Georgia (SECT)	L, 72-75	TVS	2-4-95	ARKANSAS	W, 83-62	Jeff-Pilot	2-23-02	MISSISSIPPI	W, 61-59	FOX SNS
1-17-80	TENNESSEE	L, 61-70	TVS	2-8-95	at LSU	W, 67-61	Jeff-Pilot	2-27-02	ARKANSAS	W, 89-83	Jeff-Pilot
1-30-80	at Alabama	L, 68-80	TVS	2-11-95	AUBURN	L, 69-70	SportSouth	3-2-02	at South Carolina	W, 64-57	Jeff-Pilot
2-2-80	LSU	L, 63-75	TVS-NBC	2-14-95	at Kentucky	W, 76-71	ESPN	3-8-02	Florida (SECT)	W, 62-52	Jeff-Pilot
2-28-80	Alabama (SECT)	L, 75-76	TVS	2-25-95	at Mississippi	W, 46-42	SportSouth	3-9-02	LSU (SECT)	W, 57-51	Jeff-Pilot
1-10-81	LSU	L, 69-81	TVS	3-4-95	ALABAMA	W, 71-67	Jeff-Pilot	3-10-02	Alabama (SECT)	W, 61-58	CBS
1-24-81	MISSISSIPPI	L, 52-59	TVS	3-10-95	Florida (SECT)	L, 64-80	Jeff-Pilot	3-15-02	McNeese (NCAA)	W, 70-58	CBS
2-21-81	at Mississippi	L, 61-72	TVS-NBC	3-17-95	Santa Clara (NCAA)	W, 75-67	CBS	3-17-02	Texas (NCAA)	L, 64-68	CBS
3-4-81	Vanderbilt (SECT)	L, 58-71	TVS	3-19-95	Utah (NCAA)	W, 78-64	CBS	12-7-02	LOUISIANA TECH	W, 78-38	FOX SNS
12-18-81	at Houston	L, 49-96	ESPN	3-23-95	UCLA (NCAA)	L, 67-86	CBS	12-14-02	Xavier	W, 71-61	FOX SN
1-6-82	ALABAMA	L, 53-71	TVS	12-2-95	BRIGHAM YOUNG	W, 79-74	SportSouth	12-28-02	Oklahoma	W, 54-45	FOX SN
1-16-82	at Auburn	L, 49-62	TVS	1-9-96	KENTUCKY	L, 56-74	ESPN	1-7-03	FLORIDA	L, 66-74	ESPN
1-23-82	at Mississippi	L, 30-54	TVS	1-13-96	ALABAMA	L, 55-56	CBS	1-15-03	at Alabama-OT	L, 62-68	Jeff-Pilot
2-3-82	at Alabama	L, 63-66	ESPN	1-17-96	MISSISSIPPI	W, 53-47	Jeff-Pilot	1-25-03	LSU	W, 67-64	Jeff-Pilot
3-3-82	Auburn (SECT)	L, 36-38	TVS	1-20-96	at Arkansas	L, 68-80	Jeff-Pilot	2-1-03	at Georgia	L, 63-67	FOX SNS
1-10-83	KENTUCKY	L, 53-59	TVS	1-27-96	TENNESSEE	W, 60-59	Jeff-Pilot	2-8-03	ARKANSAS	W, 84-54	FOX SNS
1-24-83	LSU	W, 80-65	TVS	2-6-96	ARKANSAS	W, 78-63	ESPN	2-15-03	MISSISSIPPI-OT	W, 68-64	FOX SNS
2-8-83	at Kentucky	L, 67-88	ESPN	2-10-96	at Oklahoma	W, 76-71	CBS	2-23-03	at Kentucky	L, 62-70	CBS
2-12-83	TENNESSEE	W, 75-66	WTBS	2-17-96	at Mississippi	L, 64-71	SportSouth	2-26-03	ALABAMA	W, 59-55	Jeff-Pilot
2-15-83	GEORGIA	W, 73-64	ESPN	2-21-96	LSU	W, 88-77	Jeff-Pilot	3-1-03	at Arkansas	L, 51-53	Jeff-Pilot
3-11-83	Vanderbilt (SECT)	W, 76-61	TVS	2-24-96	at Alabama	W, 73-65	Jeff-Pilot	3-8-03	AUBURN	W, 67-45	Jeff-Pilot
3-12-83	Alabama (SECT)	L, 50-51	TVS	3-2-96	AUBURN	W, 67-51	Jeff-Pilot	3-14-03	Mississippi (SECT)	W, 73-64	Jeff-Pilot
1-7-84	at Vanderbilt	L, 54-67	USA	3-8-96	Auburn (SECT)	W, 69-58	Jeff-Pilot	3-15-03	LSU (SECT)	W, 76-61	Jeff-Pilot
1-16-84	GEORGIA	L, 52-54	ESPN	3-9-96	Georgia (SECT)	W, 86-68	Jeff-Pilot	3-16-03	Kentucky (SECT)	L, 57-64	CBS
2-2-84	VANDERBILT	L, 54-57	WTBS	3-10-96	Kentucky (SECT)	W, 84-73	CBS	3-21-03	Butler (NCAA)	L, 46-47	CBS
2-18-84	MISSISSIPPI	W, 70-51	SPI	3-14-96	VCU (NCAA)	W, 58-51	CBS	11-29-03	at Western Ky.	W, 81-75	ESPN Reg.
2-20-84	LSU	L, 70-85	ESPN	3-16-96	Princeton (NCAA)	W, 63-41	CBS	12-6-03	UAB	W, 86-84	FNS/Sun.
2-26-84	ALABAMA	W, 74-70	SPI	3-22-96	Connecticut (NCAA)	W, 60-55	CBS	12-13-03	XAVIER	W, 82-70	FOX Ohio
3-1-84	at Auburn	L, 53-68	WTBS	3-24-96	Cincinnati (NCAA)	W, 73-63	CBS	12-27-03	at Tulane	W, 72-50	FNS/Sun.
3-7-84	Georgia (SECT)	L, 49-52	SPI	3-30-96	Syracuse (NCAA)	L, 69-77	CBS	1-13-04	KENTUCKY	L, 66-67	ESPN
1-3-85	at Alabama	W, 71-67	Lorimar	12-3-96	Wake Forest	L, 43-74	ESPN	1-17-04	at LSU	W, 64-54	Jeff-Pilot
2-27-85	VANDERBILT	L, 71-81	WTBS	12-8-96	George Washington	L, 36-57	HTS	1-21-04	at Florida	W, 79-68	Jeff-Pilot
3-2-85	FLORIDA	L, 63-69	Lorimar	12-9-96	California	L, 45-78	HTS	1-24-04	GEORGIA	W, 71-58	Jeff-Pilot
3-7-85	Alabama (SECT)	L, 31-42	Lorimar	1-7-97	at Kentucky	L, 61-90	ESPN	2-7-04	MISSISSIPPI	W, 80-56	FNS/Sun.
1-4-86	at LSU	L, 84-90	Lorimar	1-11-97	SOUTH CAROLINA	L, 65-73	Jeff-Pilot	2-14-04	at Arkansas	W, 77-70	FNS/Sun.
1-11-86	AUBURN	L, 56-72	Lorimar	1-15-97	MISSISSIPPI	W, 75-64	Jeff-Pilot	2-21-04	ALABAMA	L, 73-77	CBS
1-18-86	at Mississippi	L, 56-57	Lorimar	1-21-97	at Arkansas	L, 64-98	ESPN	2-25-04	LSU	W, 84-58	Jeff-Pilot
2-15-86	at Kentucky	L, 62-88	ESPN	1-25-97	VANDERBILT	W, 60-53	Jeff-Pilot	3-2-04	AUBURN	W, 105-91	ESPN
3-5-86	Vanderbilt (SECT)	W, 62-54	Lorimar	2-1-97	ALABAMA	W, 64-51	Jeff-Pilot	3-6-04	at Alabama-OT	W, 82-81	Jeff-Pilot
3-6-86	Auburn (SECT)	W, 65-63	Lorimar	2-8-97	at Georgia	L, 54-56	FOXSS	3-12-04	Vandy-OT (SECT)	L, 70-74	Jeff-Pilot
3-7-86	Alabama (SECT)	L, 65-77	Lorimar	2-12-97	FLORIDA	L, 69-72	Sunshine	3-19-04	Monmouth (NCAA)	W, 85-52	CBS
1-10-87	AUBURN	L, 52-66	Jeff-Pilot	2-23-97	ARKANSAS	W, 93-77	CBS	3-21-04	Xavier (NCAA)	L, 74-89	CBS
1-31-87	at Kentucky	L, 36-50	Jeff-Pilot	3-6-97	Vandy-OT (SECT)	L, 67-73	Jeff-Pilot	11-18-04	Syracuse	L, 58-71	ESPN2
2-12-87	at Auburn	L, 45-59	USA	12-20-97	UT Martin	W, 80-60	FOXSS	11-19-04	Saint Mary's	W, 67-54	ESPN2
2-14-87	at Mississippi	L, 65-79	Jeff-Pilot	1-10-98	KENTUCKY	L, 71-77	Jeff-Pilot	12-2-04	SOUTH ALABAMA	W, 66-52	FSN/SUN
3-5-87	LSU (SECT)	L, 54-68	Jeff-Pilot	1-17-98	at Vanderbilt	L, 73-77	Jeff-Pilot	12-5-04	Arizona	L, 64-68	WGN
1-16-88	at Auburn	L, 57-65	Jeff-Pilot	1-31-98	ARKANSAS	L, 73-76	Jeff-Pilot	12-18-04	at Xavier	W, 80-74	ESPN2
1-20-88	at Mississippi	L, 52-61	Jeff-Pilot	2-4-98	at Florida-OT	L, 78-82	Sunshine	12-30-04	Virginia Tech	W, 71-65	FSN/SUN
2-6-88	KENTUCKY	L, 59-83	Jeff-Pilot	2-7-98	at Auburn-OT	L, 66-68	Jeff-Pilot	1-8-05	at Mississippi	W, 87-76	Jeff-Pilot
2-20-88	MISSISSIPPI	W, 67-57	ESPN	2-14-98	at South Carolina	L, 65-76	FOXSS	1-12-05	at Tennessee	L, 63-64	Jeff-Pilot
3-10-88	Georgia (SECT)	L, 43-64	Jeff-Pilot	2-17-98	TENNESSEE	L, 63-87	ESPN	1-18-05	at Alabama	L, 49-98	ESPN
12-28-88	DePaul	L, 60-62	WGN	3-5-98	Georgia (SECT)	L, 76-79	Jeff-Pilot	1-22-05	SOUTH CAROLINA	W, 73-65	FSN/SUN
1-7-89	TENNESSEE	L, 85-86	Jeff-Pilot	1-9-99	at Alabama	W, 55-50	ESPN	1-29-05	at LSU	L, 62-69	Jeff-Pilot
1-11-89	AUBURN	W, 69-56	Jeff-Pilot	1-13-99	ARKANSAS	L, 59-61	Jeff-Pilot	2-1-05	FLORIDA	W, 71-57	ESPN2
1-19-89	GEORGIA	L, 68-79	ESPN	1-16-99	LSU	W, 55-53	Jeff-Pilot	2-12-05	VANDERBILT	W, 60-54	FSN/SUN
1-25-89	at Mississippi	L, 65-75	Jeff-Pilot	2-13-99	at Arkansas	L, 62-82	Jeff-Pilot	2-16-05	LSU	L, 72-80	Jeff-Pilot
3-9-89	Georgia (SECT)	L, 68-83	Jeff-Pilot	2-20-99	MISSISSIPPI	W, 72-69	FOXSS	2-19-05	at Kentucky	L, 78-94	ESPN
1-4-90	LSU	W, 87-80	Jeff-Pilot	3-4-99	Vanderbilt (SECT)	W, 76-58	Jeff-Pilot	2-26-05	MISSISSIPPI	W, 71-68	FSN/SUN
1-13-90	ALABAMA	L, 57-62	Jeff-Pilot	3-5-99	Tennessee (SECT)	W, 62-56	Jeff-Pilot	3-1-05	at Arkansas	W, 57-55	ESPN
1-27-90	at Vanderbilt	L, 68-81	Jeff-Pilot	3-6-99	Arkansas-OT (SECT)	L, 79-84	Jeff-Pilot	3-5-05	ALABAMA	L, 63-68	CBS
2-13-90	at Alabama	W, 86-74	ESPN	11-21-99	ALABAMA A&M	W, 89-67	CSS	3-10-05	Georgia (SECT)	W, 76-65	Jeff-Pilot
3-9-90	Alabama (SECT)	L, 44-59	Jeff-Pilot	12-4-99	WESTERN KY.	W, 81-69	FOX SNS	3-11-05	Florida (SECT)	L, 64-80	Jeff-Pilot
12-27-90	Ohio State	L, 80-82	SC Fla.	12-7-99	S. CAROLINA ST.	W, 88-58	CSS	3-18-05	Stanford (NCAA)	W, 93-70	CBS
12-28-90	Miami, FL	L, 67-74	SC Amer.	12-11-99	CENTENARY	W, 98-76	CSS	3-20-05	Duke (NCAA)	L, 55-63	CBS
1-6-91	MISSISSIPPI	W, 84-80	ESPN	12-21-99	Stanford	L, 56-76	FOX SN	12-3-05	SANTA CLARA-OT	W, 82-69	FSN/SUN
1-19-91	at Florida	L, 82-85	Jeff-Pilot	1-8-00	at Alabama-OT	L, 74-77	CSSE	1-7-06	ARKANSAS	W, 69-67	FSN/SUN
1-30-91	at LSU	W, 82-79	Jeff-Pilot	1-16-00	AUBURN	L, 45-51	Jeff-Pilot	1-14-06	at Mississippi	L, 65-75	Jeff-Pilot
2-9-91	KENTUCKY	W, 83-82	Jeff-Pilot	1-22-00	at Arkansas	L, 73-83	FOX SNS	1-21-06	at Vanderbilt	L, 52-80	CBS
3-2-91	LSU	W, 76-73	Jeff-Pilot	1-29-00	at Auburn	L, 57-73	Jeff-Pilot	1-28-06	at Alabama	L, 59-65	FSN/SUN
3-8-91	Tennessee (SECT)	L, 70-87	Jeff-Pilot	2-6-00	TENNESSEE	L, 81-88	CBS	2-1-06	KENTUCKY	L, 66-81	Jeff-Pilot
3-15-91	E. Michigan (NCAA)	L, 56-76	CBS	2-12-00	ARKANSAS	L, 81-87	Jeff-Pilot	2-4-06	AUBURN	W, 71-53	FSN/SUN
12-19-91	at Vanderbilt	W, 74-71	ESPN	2-16-00	at South Carolina	L, 67-68	Jeff-Pilot	2-11-06	at South Carolina	L, 61-83	FSN/SUN
1-11-92	MISSISSIPPI	W, 84-72	Jeff-Pilot	2-26-00	at LSU	L, 66-71	FOX SNS	2-15-06	at LSU	L, 59-72	Jeff-Pilot
1-18-92	LSU	L, 70-83	Jeff-Pilot	2-29-00	KENTUCKY	L, 61-73	ESPN	2-18-06	MISSISSIPPI	W, 84-55	ESPN CI.
2-19-92	KENTUCKY	L, 84-89	Jeff-Pilot	3-9-00	Vanderbilt (SECT)	L, 53-76	Jeff-Pilot	3-1-06	at Arkansas	L, 70-80	Jeff-Pilot
3-7-92	at LSU	L, 80-89	Jeff-Pilot	11-13-00	at California-OT	L, 76-83	ESPN2	3-9-06	S. Carolina (SECT)	L, 44-59	Jeff-Pilot
				11-30-00	ALABAMA A&M	W, 102-60	CSS				

292 TV Appearances -- 128-164 All-Time TV Record





# IN-SEASON TOURNAMENT HISTORY

## 1955-56

### CARROUSEL CLASSIC (CHARLOTTE, NC)

D. 19 Wake Forest	.68-95	L
D. 20 Davidson	.89-82	W
D. 21 Florida State (OT)	.79-71	W

## 1956-57

### EVANSVILLE HOLIDAY TOURNAMENT (EVANSVILLE, IN)

D. 28 Denver	.69-65	W
--------------	--------	---

## 1957-58

### BIRMINGHAM CLASSIC (BIRMINGHAM, AL)

D. 13 Miami, FL	.66-63	W
D. 14 Auburn	.52-37	W

All-Tourney: Bailey Howell (MVP), Jerry Keeton

### MSU HOLIDAY TOURNAMENT (STARKVILLE, MS)

D. 27 Mississippi	.66-53	W
D. 28 Morehead State	.46-41	W

## 1958-59

### SUGAR BOWL TOURNAMENT (NEW ORLEANS, LA)

D. 29 Maryland	.56-45	W
D. 30 Memphis State	.73-55	W

All-Tourney: Bailey Howell (MVP), Jerry Keeton

## 1959-60

### MURRAY STATE INVITATIONAL (MURRAY, KY)

D. 18 Baylor (OT)	.70-61	W
D. 19 Memphis State	.62-79	L

### SUGAR BOWL TOURNAMENT (NEW ORLEANS, LA)

D. 29 Western Kentucky	.50-61	L
D. 30 Virginia Tech	.61-82	L

## 1961-62

### SUGAR BOWL TOURNAMENT (NEW ORLEANS, LA)

D. 29 Maryland	.64-62	W
D. 30 LSU	.73-51	W

All-Tourney: Red Stroud (MVP), Leland Mitchell

## 1962-63

### SUGAR BOWL TOURNAMENT (NEW ORLEANS, LA)

D. 28 Houston (OT)	.76-79	L
D. 29 Xavier, OH	.75-66	W

All-Tourney: Leland Mitchell, Red Stroud

## 1963-64

### BLUEBONNET TOURNAMENT (HOUSTON, TX)

D. 19 Houston	.61-69	L
D. 20 Texas A&M	.54-58	L

All-Tourney: Stan Brinker

### ALL-AMERICAN TOURNAMENT (OWENSBORO, KY)

D. 27 Virginia	.68-81	L
D. 28 George Washington	.89-81	W

## 1964-65

### VIRGINIA TECH INVITATIONAL (BLACKSBURG, VA)

D. 18 North Carolina	.80-84	L
D. 19 Virginia Tech	.75-104	L

### MAGNOLIA INVITATIONAL (JACKSON, MS)

D. 29 Mississippi College	.57-72	L
D. 30 Delta State	.82-63	W

## 1965-66

### CHARLOTTE INVITATIONAL (CHARLOTTE, NC)

D. 28 Princeton	.67-69	L
D. 29 Davidson	.60-72	L

## 1966-67

### USM INVITATIONAL (HATTIESBURG, MS)

D. 7 Texas A&M	.62-49	W
D. 8 Southern Mississippi	.72-63	W

All-Tourney: Gary Washington, David Williams

## 1967-68

### BLUEBONNET CLASSIC (HOUSTON, TX)

D. 13 Montana State	.73-81	L
D. 14 George Washington	.70-55	W

All-Tourney: Jim Martin

### GATOR BOWL TOURNAMENT (JACKSONVILLE, FL)

D. 27 Washington	.80-82	L
D. 28 Florida	.66-65	W

## 1968-69

### BAYOU CLASSIC (LAFAYETTE, LA)

D. 20 Southwestern Louisiana	.70-81	L
D. 21 Hawaii	.69-74	L

All-Tourney: Manuel Washington

### MOTOR CITY CLASSIC (DETROIT, MI)

D. 27 Detroit	.62-86	L
D. 28 Miami, OH	.56-76	L

## 1969-70

### LIBERTY BOWL CLASSIC (MEMPHIS, TN)

D. 10 Memphis State	.74-83	L
D. 11 Arkansas (OT)	.76-74	W

All-Tourney: Jack Bouldin

## 1970-71

### POINSETTIA CLASSIC (GREENVILLE, SC)

D. 28 Furman	.84-74	W
D. 29 Arizona	.75-77	L

All-Tourney: Jack Bouldin (MVP)

## 1971-72

### ALABAMA CLASSIC (TUSCALOOSA, AL)

D. 9 Southern Mississippi	.77-73	W
D. 10 South Florida	.90-77	W

### MARSHALL INVITATIONAL (HUNTINGTON, WV)

D. 17 Marshall	.69-95	L
D. 18 Rhode Island	.86-72	W

## 1972-73

### PACEMAKER CLASSIC (MONROE, LA)

D. 28 North Texas State	.66-65	W
D. 29 East Carolina	.69-64	W

All-Tourney: Terry Kusnierz (MVP), Jerry Jenkins

### SENIOR BOWL TOURNAMENT (MOBILE, AL)

J. 2 Michigan State	.82-90	L
J. 3 Hawaii	.97-85	W

All-Tourney: Rich Knarr

## 1974-75

### SHOW ME CLASSIC (COLUMBIA, MO)

D. 6 Connecticut	.89-87	W
D. 7 Missouri	.78-102	L

All-Tourney: Jerry Jenkins

### INDIANA HALL OF FAME CLASSIC (TERRE HAUTE, IN)

D. 27 Southern Illinois	.81-75	W
D. 28 Indiana State	.72-82	L

All-Tourney: Larry Fry, Jerry Jenkins, Rich Knarr

## 1975-76

### DAYTON INVITATIONAL (DAYTON, OH)

D. 19 Dayton	.56-54	W
D. 20 Long Beach State	.70-57	W

All-Tourney: Gary Hooker (MVP), Ray White

## 1976-77

### OLD DOMINION CLASSIC (NORFOLK, VA)

D. 28 Wake Forest	.88-83	W
D. 29 Old Dominion	.78-82	L

All-Tourney: Rickey Brown, Gary Hooker

## 1977-78

### LOBO INVITATIONAL (ALBUQUERQUE, NM)

D. 29 Syracuse	.66-76	L
D. 30 Vermont	.79-50	W

All-Tourney: Rickey Brown

## 1978-79

### LOUISVILLE HOLIDAY CLASSIC (LOUISVILLE, KY)

D. 28 Oral Roberts	.91-69	W
D. 29 Louisville	.80-73	W

All-Tourney: Ray White (MVP), Greg Grim

## 1979-80

### BABE MCCARTHY TOURNAMENT (BILOXI, MS)

N. 30 Cincinnati	.87-72	W
D. 1 Alcorn State	.83-80	W

All-Tourney: Rickey Brown (MVP), Greg Grim

### DAYTON INVITATIONAL (DAYTON, OH)

D. 21 Iowa	.62-81	L
D. 22 Pacific	.65-63	W

All-Tourney: Greg Grim

### SENIOR BOWL TOURNAMENT (MOBILE, AL)

D. 27 Alcorn State	.75-82	L
D. 28 Rider	.72-64	W

All-Tourney: Rickey Brown

## 1980-81

### SUN MET CLASSIC (FRESNO, CA)

D. 19 Southwestern Louisiana	.75-71	W
D. 20 Fresno State	.45-58	L

All-Tourney: Jeff Malone

### HOLIDAY CLASSIC (LAS VEGAS, NV)

D. 29 Portland	.46-45	W
D. 30 Nevada-Las Vegas	.67-75	L

All-Tourney: Michael Green

## 1981-82

### KETTLE CLASSIC (HOUSTON, TX)

D. 18 Houston	.49-96	L
D. 19 Clemson	.32-59	L

## 1982-83

### KRYSTAL CLASSIC (CHATTANOOGA, TN)

D. 17 Alabama-Birmingham	.67-47	W
D. 18 UT-Chattanooga	.54-62	L

All-Tourney: Jeff Malone

### SUGAR BOWL CLASSIC (NEW ORLEANS, LA)

D. 28 Tulane	.51-47	W
D. 29 Southwestern Louisiana	.65-56	W

All-Tourney: Jeff Malone (MVP), Terry Lewis, Kalpatrick Wells

## 1983-84

### WINSTON TIRE CLASSIC (LOS ANGELES, CA)

D. 29 Memphis State	.42-43	L
D. 30 Southern California	.57-55	W

All-Tourney: Kelvin Hildreth

## 1984-85

### SUN BOWL CLASSIC (EL PASO, TX)

D. 28 Purdue	.46-77	L
D. 29 Wake Forest	.65-67	L

All-Tourney: Chauncey Robinson



# IN-SEASON TOURNAMENT HISTORY



## 1985-86

### HOOSIER CLASSIC (INDIANAPOLIS, IN)

D. 27 San Jose State	.75-65	W
D. 28 Indiana	.43-74	L

## 1986-87

### FAR WEST CLASSIC (PORTLAND, OR)

D. 26 San Jose State	.57-62	L
D. 28 Southwestern Louisiana	.56-62	L
D. 29 Idaho (OT)	.67-70	L

## 1987-88

### RAINBOW CLASSIC (HONOLULU, HI)

D. 27 Hawaii	.68-55	W
D. 29 Arizona State	.69-70	L
D. 30 Louisville	.62-86	L

## 1988-89

### USF&G SUGAR BOWL CLASSIC (NEW ORLEANS, LA)

D. 28 DePaul	.60-62	L
D. 29 Virginia	.86-84	W

All-Tourney: Cameron Burns

## 1989-90

### CENTURY CELLUNET CLASSIC (SHREVEPORT, LA)

N. 24 Northeast Louisiana	.75-68	W
N. 25 Centenary	.96-80	W

All-Tourney: Cameron Burns (MVP),  
Robert Woodard

### CONNECTICUT MUTUAL CLASSIC (HARTFORD, CT)

D. 29 Delaware	.66-65	W
D. 30 Connecticut	.68-84	L

All-Tourney: Cameron Burns

## 1990-91

### EASTERN AIRLINES PALM BEACH CLASSIC (WEST PALM BEACH, FL)

D. 27 Ohio State	.80-82	L
D. 28 Miami, FL	.67-74	L

All-Tourney: Cameron Burns

## 1991-92

### LOUISIANA CLASSICS TIP-OFF (LAFAYETTE, LA)

N. 29 Prairie View A&M	.97-52	W
N. 30 Southwestern La. (OT)	.86-77	W

All-Tourney: Eric Stevens, Tony Watts

## 1992-93

### AMANA-HAWKEYE CLASSIC (IOWA CITY, IA)

D. 4 Long Island	.61-52	W
D. 5 Iowa	.54-69	L

All-Tourney: Johnny Walker, Orien Watson

### SAN JUAN SHOOTOUT (SAN JUAN, PR)

D. 20 Florida International	.58-51	W
D. 21 Southern Illinois	.64-76	L
D. 22 Eastern Michigan	.74-58	W

All-Tourney: Orien Watson

## 1993-94

### ASU-TRIBUNE CLASSIC (TEMPE, AZ)

D. 28 Villanova	.82-90	L
D. 29 Northern Arizona	.85-64	W

## 1994-95

### MISSOULIAN/COCA-COLA CLASSIC XV (MISSOULA, MT)

D. 2 Colgate	.80-76	W
D. 3 Montana (2OT)	.90-85	W

All-Tourney: Erick Dampier (MVP), Marcus Bullard

### MINIMART/GATORADE WYOMING COWBOY SHOOTOUT (CASPER, WY)

D. 27 St. Joseph's	.76-66	W
D. 28 Wyoming	.61-57	W

All-Tourney: Erick Dampier

## 1995-96

### FORD FAR WEST CLASSIC (PORTLAND, OR)

D. 29 Oregon State	.76-62	W
D. 30 Nebraska	.69-66	W

All-Tourney: Erick Dampier (MVP), Dontae' Jones,  
Darryl Wilson

## 1996-97

### FRANKLIN NATIONAL BANK CLASSIC (LANDOVER, MD)

D. 8 George Washington	.36-57	L
D. 9 California	.45-78	L

### PUERTO RICO HOLIDAY CLASSIC (SAN JUAN, PR)

D. 30 Bowling Green State	.59-75	L
D. 31 Fresno State	.62-60	W
J. 1 Old Dominion (OT)	.71-72	L

All-Tourney: Horatio Webster

## 1997-98

### CAN YOU SCORE TOP OF THE WORLD CLASSIC (FAIRBANKS, AK)

N. 21 Alaska Fairbanks (2OT)	.66-64	W
N. 22 Gonzaga	.68-70	L
N. 23 Southwest Missouri State	.79-68	W

All-Tourney: Horatio Webster, Detrick White

### SIERRA PROVIDENCE SUN CLASSIC (EL PASO, TX)

D. 27 St. Joseph's	.58-65	L
D. 28 Penn State	.58-57	W

All-Tourney: Detrick White

## 1998-99

### GOLDEN BEAR CLASSIC (OAKLAND, CA)

D. 21 Southwestern Louisiana	.58-60	L
D. 22 Eastern Kentucky	.75-62	W

### OUTRIGGER HOTELS RAINBOW CLASSIC (HONOLULU, HI)

D. 28 Texas	.77-81	L
D. 29 Florida State	.58-69	L
D. 30 Southwestern Louisiana	.62-58	W

## 1999-2000

### USBWA HOOP & QUILL CLASSIC (ST. CHARLES, MO)

N. 26 Valparaiso	.59-68	L
N. 27 Rutgers	.69-74	L
N. 28 Northwestern	.70-65	W

### HOLIDAY STORES/TOUCH AMERICA CLASSIC (BOZEMAN, MT)

D. 29 Idaho	.86-81	W
D. 30 at Montana State	.70-74	L

All-Tourney: Tang Hamilton, Todd Myles

## 2000-01

### TiVo PRESEASON NIT

N. 13 at California (OT)	.76-83	L
--------------------------	--------	---

### BANK ONE FIESTA BOWL CLASSIC (TUCSON, AZ)

D. 28 Louisiana-Lafayette	.90-80	W
D. 30 at Arizona	.75-74	W

All-Tourney: Antonio Jackson (MVP),  
Marckell Patterson

## 2001-02

### LAS VEGAS CLASSIC (LAS VEGAS, NV)

D. 15 UL Monroe (@S'haven, MS)	.104-67	W
D. 20 Richmond	.74-72	W
D. 21 Cincinnati	.56-90	L
D. 22 Illinois-Chicago	.77-74	W

All-Tourney: Mario Austin

## 2004-05

### COACHES VS. CANCER CLASSIC (NEW YORK, NY)

N. 11 Fairfield (@B'ham, AL)	.53-49	W
N. 12 at Birmingham-Southern	.55-48	W
N. 18 Syracuse	.58-71	L
N. 19 Saint Mary's	.67-54	W

All-Tourney: Lawrence Roberts  
All-Birmingham Regional: Winsome Frazier (MVP)

## 2005-06

### SAN JUAN SHOOTOUT (GUAYNABO, PR)

D. 19 Liberty	.78-67	W
D. 20 Akron	.72-83	L
D. 21 Holy Cross	.76-75	W

All-Tourney: Jamall Edmondson, Jamont Gordon

## MSU's TOURNEY TITLES (17)

- 2000 Bank One Fiesta Bowl Classic
- 1995 Ford Far West Classic
- 1994 MiniMart/Gatorade Wyoming Shootout
- 1994 Missoulian/Coca-Cola Classic XV
- 1991 Louisiana Classics Tip-Off
- 1989 Century Cellunet Classic
- 1982 Sugar Bowl Classic
- 1979 Babe McCarthy Tournament
- 1978 Louisville Holiday Classic
- 1975 Dayton Invitational
- 1972 Pacemaker Classic
- 1971 Alabama Classic
- 1966 USM Invitational
- 1961 Sugar Bowl Tournament
- 1958 Sugar Bowl Tournament
- 1957 MSU Holiday Tournament
- 1957 Birmingham Classic

MSU's All-Time Tourney Record: 81-66



# YEARLY RECORDS

Season	Overall			SEC			Coach
	W	L	Pct	W	L	Pct	
1908-09	5	5	.500				T.H. Werner
1910-11	2	4	.333				W.D. Chadwick
1911-12	9	0	1.000				E.C. Hayes
1912-13	11	1	.917				E.C. Hayes
1913-14	13	2	.867				E.C. Hayes
1914-15	8	6	.571				E.C. Hayes
1915-16	11	5	.688				E.C. Hayes
1916-17	6	4	.600				E.C. Hayes
1918-19	4	3	.571				E.C. Hayes

## MISSISSIPPI STATE IN THE 1910s: 64-25 (.719)

1919-20	12	5	.706				E.C. Hayes
1920-21	10	6	.625				E.C. Hayes
1921-22	12	10	.545				E.C. Hayes
1922-23	15	4	.789				E.C. Hayes
1923-24	13	8	.619				E.C. Hayes
1924-25	14	9	.609				K.P. Gatchell
1925-26	14	8	.636				Bernie Bierman
1926-27	17	7	.708				Bernie Bierman
1927-28	13	7	.650				Ray G. Dauber
1928-29	8	15	.348				Ray G. Dauber

## MISSISSIPPI STATE IN THE 1920s: 128-79 (.618)

1929-30	5	8	.385				Ray G. Dauber
1931-32	5	10	.333				Ray G. Dauber
1932-33	6	13	.316	3	9	.250	12th Ray G. Dauber
1933-34	8	11	.421	4	8	.333	10th Edwin Hale
1934-35	12	6	.667	5	5	.500	7th Edwin Hale
1935-36	11	6	.647	9	5	.643	4th Frank Carideo
1936-37	15	9	.625	6	7	.462	9th Frank Carideo
1937-38	9	12	.429	7	9	.438	8th Frank Carideo
1938-39	8	12	.400	5	10	.333	10th Frank Carideo

## MISSISSIPPI STATE IN THE 1930s: 79-87 (.476); 39-53 (.424) SEC

1939-40	9	6	.600	4	5	.444	9th Stanfield Hitt
1940-41	12	10	.545	6	6	.500	8th Stanfield Hitt
1941-42	13	7	.650	9	6	.600	6th Stanfield Hitt
1942-43	14	8	.636	13	7	.650	4th Stanfield Hitt
1944-45	5	13	.278	2	9	.182	T-10th Stanfield Hitt
1945-46	5	14	.263	3	13	.188	12th Stanfield Hitt
1946-47	10	11	.476	4	9	.308	T-9th Stanfield Hitt
1947-48	6	12	.333	6	10	.375	9th Paul Gregory
1948-49	4	13	.235	3	12	.200	12th Paul Gregory

## MISSISSIPPI STATE IN THE 1940s: 78-94 (.453); 50-77 (.394) SEC

1949-50	7	11	.389	6	10	.375	10th Paul Gregory
1950-51	3	16	.158	2	12	.143	12th Paul Gregory
1951-52	12	11	.522	4	10	.286	10th Paul Gregory
1952-53	9	10	.474	5	8	.385	T-7th Paul Gregory
1953-54	11	10	.524	5	9	.357	T-8th Paul Gregory
1954-55	6	17	.261	2	12	.143	12th Paul Gregory
1955-56	12	12	.500	6	8	.429	T-6th Babe McCarthy
1956-57	17	8	.680	9	5	.643	T-3rd Babe McCarthy
1957-58	20	5	.800	9	5	.643	T-3rd Babe McCarthy
1958-59	24	1	.960	13	1	.929	1st Babe McCarthy

## MISSISSIPPI STATE IN THE 1950s: 121-101 (.545); 61-80 (.433) SEC

1959-60	12	13	.480	5	9	.357	9th Babe McCarthy
1960-61	19	6	.760	11	3	.786	1st Babe McCarthy
1961-62	24	1	.960	13	1	.929	T-1st Babe McCarthy
1962-63	22	6	.786	12	2	.857	1st Babe McCarthy
1963-64	9	17	.346	4	10	.286	11th Babe McCarthy
1964-65	10	16	.385	6	10	.375	8th Babe McCarthy
1965-66	14	11	.560	10	6	.625	T-3rd Joe Dan Gold
1966-67	14	11	.560	8	10	.444	T-5th Joe Dan Gold
1967-68	9	17	.346	5	13	.278	8th Joe Dan Gold
1968-69	8	17	.320	6	12	.333	9th Joe Dan Gold

## MISSISSIPPI STATE IN THE 1960s: 141-115 (.551); 80-76 (.513) SEC

Season	Overall			SEC			Coach
	W	L	Pct	W	L	Pct	
1969-70	6	18	.250	3	15	.167	10th Joe Dan Gold
1970-71	15	10	.600	9	9	.500	T-4th Kermit Davis
1971-72	13	13	.500	6	12	.333	T-7th Kermit Davis
1972-73	11	15	.423	4	14	.222	T-9th Kermit Davis
1973-74	16	10	.615	8	10	.444	7th Kermit Davis
1974-75	9	17	.346	5	13	.278	8th Kermit Davis
1975-76	13	13	.500	6	12	.333	8th Kermit Davis
1976-77	14	13	.519	6	12	.333	T-6th Kermit Davis
1977-78	18	9	.667	13	5	.722	2nd Ron Greene
1978-79	19	9	.679	11	7	.611	T-3rd Jim Hatfield

## MISSISSIPPI STATE IN THE 1970s: 134-127 (.513); 71-109 (.394) SEC

1979-80	13	14	.481	7	11	.389	T-6th Jim Hatfield
1980-81	8	19	.296	3	15	.167	10th Jim Hatfield
1981-82	8	19	.296	4	14	.222	9th Bob Boyd
1982-83	17	12	.586	9	9	.500	T-4th Bob Boyd
1983-84	9	19	.321	4	14	.222	9th Bob Boyd
1984-85	13	15	.464	9	9	.500	T-5th Bob Boyd
1985-86	8	22	.267	3	15	.167	10th Bob Boyd
1986-87	7	21	.250	3	15	.167	10th Richard Williams
1987-88	14	15	.483	6	12	.333	T-8th Richard Williams
1988-89	13	15	.464	7	11	.389	8th Richard Williams

## MISSISSIPPI STATE IN THE 1980s: 110-171 (.391); 55-125 (.306) SEC

1989-90	16	14	.533	7	11	.389	T-8th Richard Williams
1990-91	20	9	.690	13	5	.722	T-1st Richard Williams
1991-92	15	13	.536	7	9	.438	(W)4th Richard Williams
1992-93	13	16	.448	5	11	.313	(W)5th Richard Williams
1993-94	18	11	.621	9	7	.563	(W)3rd Richard Williams
1994-95	22	8	.733	12	4	.750	(W)T-1st Richard Williams
1995-96	26	8	.765	10	6	.625	(W)1st Richard Williams
1996-97	12	18	.400	6	10	.375	(W)T-3rd Richard Williams
1997-98	15	15	.500	4	12	.250	(W) 5th Richard Williams
1998-99	20	13	.606	8	8	.500	(W)T-3rd Rick Stansbury

## MISSISSIPPI STATE IN THE 1990s: 177-125 (.586); 81-83 (.494) SEC

1999-00	14	16	.467	5	11	.313	(W)T-5th Rick Stansbury
2000-01	18	13	.581	7	9	.438	(W)T-4th Rick Stansbury
2001-02	27	8	.771	10	6	.625	(W)2nd Rick Stansbury
2002-03	21	10	.677	9	7	.563	(W)1st Rick Stansbury
2003-04	26	4	.867	14	2	.875	1st Rick Stansbury
2004-05	23	11	.676	9	7	.563	(W) 3rd Rick Stansbury
2005-06	15	15	.500	5	11	.313	(W) 4th Rick Stansbury

## MISSISSIPPI STATE IN THE 2000s: 144-77 (.652); 59-53 (.527) SEC

Note: Mississippi State University did not have a basketball team during the 1909-10, 1917-18, 1930-31 and 1943-44 seasons.

## MISSISSIPPI STATE'S BASKETBALL HISTORY (1909-2006)

Seasons Overall	94
Games Played	2187
Games Won	1181
Games Lost	1006
Winning Percentage	.540

SEC Games Played	1152
SEC Games Won	496
SEC Games Lost	656
SEC Winning Percentage	.431
SEC Titles Won	6
SEC West Titles Won	4
SEC Tournament Titles Won	2

NCAA Tournament Appearances	8
NCAA Tournament Record	10-8
NIT Appearances	5
NIT Record	3-5

# COACHING HISTORY



Coach (Alma Mater)	Yrs	Tenure	Overall			SEC		
			W	L	Pct	W	L	Pct
T.H. Werner (Chicago)	1	1909	5	5	.500			
W.D. Chadwick (Marietta)	1	1911	2	4	.333			
E.C. Hayes (Albion)	12	1912-24	124	54	.697			
K.P. Gatchell (MSU)	1	1925	14	9	.609			
Bernie Bierman (Minnesota)	2	1926-27	31	15	.674			
Ray G. Dauber (Iowa)	5	1928-33	37	53	.411	3	9	.250
Edwin Hale (Miss. College)	2	1934-35	20	17	.541	9	13	.409
Frank Carideo (Notre Dame)	4	1936-39	43	39	.524	27	31	.466
Stanfield Hitt (Miss. College)	7	1940-47	68	69	.496	41	55	.427
Paul Gregory (MSU)	8	1948-55	58	100	.367	33	83	.284
Babe McCarthy (MSU)	10	1956-65	169	85	.665	88	54	.620
Joe Dan Gold (MSU)	5	1966-70	51	74	.408	32	56	.364
Kermit Davis (MSU)	7	1971-77	91	91	.500	44	82	.349
Ron Greene (Murray State)	1	1978	18	9	.667	13	5	.722
Jim Hatfield (East Tenn. State)	3	1979-81	40	42	.488	21	33	.389
Bob Boyd (Southern Cal)	5	1982-86	55	87	.387	29	61	.322
Richard Williams (MSU)	12	1987-98	191	163	.540	89	113	.441
Rick Stansbury (Campbellsville)	8	1999-	164	90	.646	67	61	.523
<b>18 Head Coaches</b>	<b>#94</b>	<b>1909-2006</b>	<b>1181</b>	<b>1006</b>	<b>.540</b>	<b>496</b>	<b>656</b>	<b>.431</b>

Note: Mississippi State University did not have a basketball team during the 1909-10, 1917-18, 1930-31 and 1943-44 seasons.

## OVERALL COACHING WINS

Coach (Tenure)	Record
1. Richard Williams (1987-98) . . . . .	191-163
2. Babe McCarthy (1956-65) . . . . .	169-85
3. Rick Stansbury (1999-present) . . . . .	164-90
4. E.C. Hayes (1912-24) . . . . .	124-54
5. Kermit Davis (1971-77) . . . . .	91-91
6. Stanfield Hitt (1940-47) . . . . .	68-69
7. Paul Gregory (1948-55) . . . . .	58-100
8. Bob Boyd (1982-86) . . . . .	55-87
9. Joe Dan Gold (1966-70) . . . . .	51-74
10. Frank Carideo (1936-39) . . . . .	43-39

## OVERALL WINNING PERCENTAGE

Coach (Tenure)	Pct	Record
1. E.C. Hayes (1912-24) . . . . .	.697	124-54
2. Bernie Bierman (1926-27) . . . . .	.674	31-15
3. Ron Greene (1978) . . . . .	.667	18-9
4. Babe McCarthy (1956-65) . . . . .	.665	169-85
5. Rick Stansbury (1999-present) . . . . .	.646	164-90
6. K.P. Gatchell (1925) . . . . .	.609	14-9
7. Edwin Hale (1934-35) . . . . .	.541	20-17
8. Richard Williams (1987-98) . . . . .	.540	191-163
9. Frank Carideo (1936-39) . . . . .	.524	43-39
10. Kermit Davis (1971-77) . . . . .	.500	91-91
T.H. Werner (1909) . . . . .	.500	5-5

## OVERALL GAMES COACHED

Coach (Tenure)	GC	Record
1. Richard Williams (1987-98) . . . . .	354	191-163
2. Rick Stansbury (1999-present) . . . . .	254	164-90
Babe McCarthy (1956-65) . . . . .	254	169-85
4. Kermit Davis (1971-77) . . . . .	182	91-91
5. E.C. Hayes (1912-24) . . . . .	178	124-54
6. Paul Gregory (1948-55) . . . . .	158	58-100
7. Bob Boyd (1982-86) . . . . .	142	55-87
8. Stanfield Hitt (1940-47) . . . . .	137	68-69
9. Joe Dan Gold (1966-70) . . . . .	125	51-74
10. Ray G. Dauber (1928-33) . . . . .	90	37-53

## OVERALL COACHING TENURE

Coach (Tenure)	Years
1. Richard Williams (1987-98) . . . . .	12
E.C. Hayes (1912-24) . . . . .	12
3. Babe McCarthy (1956-65) . . . . .	10
4. Rick Stansbury (1999-present) . . . . .	8
Paul Gregory (1948-55) . . . . .	8
6. Kermit Davis (1971-77) . . . . .	7
Stanfield Hitt (1940-47) . . . . .	7
8. Bob Boyd (1982-86) . . . . .	5
Joe Dan Gold (1966-70) . . . . .	5
Ray G. Dauber (1928-33) . . . . .	5

## SEC COACHING WINS

Coach (Tenure)	Record
1. Richard Williams (1987-98) . . . . .	89-113
2. Babe McCarthy (1956-65) . . . . .	88-54
3. Rick Stansbury (1999-present) . . . . .	67-61
4. Kermit Davis (1971-77) . . . . .	44-82
5. Stanfield Hitt (1940-47) . . . . .	41-55
6. Paul Gregory (1948-55) . . . . .	33-83
7. Joe Dan Gold (1966-70) . . . . .	32-56
8. Bob Boyd (1982-86) . . . . .	29-61
9. Frank Carideo (1936-39) . . . . .	27-31
10. Jim Hatfield (1979-81) . . . . .	21-33

## SEC WINNING PERCENTAGE

Coach (Tenure)	Pct	Record
1. Ron Greene (1978) . . . . .	.722	13-5
2. Babe McCarthy (1956-65) . . . . .	.620	88-54
3. Rick Stansbury (1999-present) . . . . .	.523	67-61
4. Frank Carideo (1936-39) . . . . .	.466	27-31
5. Richard Williams (1987-98) . . . . .	.441	89-113
6. Stanfield Hitt (1940-47) . . . . .	.427	41-55
7. Edwin Hale (1934-35) . . . . .	.409	9-13
8. Jim Hatfield (1979-81) . . . . .	.389	21-33
9. Joe Dan Gold (1966-70) . . . . .	.364	32-56
10. Kermit Davis (1971-77) . . . . .	.349	44-82

## ALL-TIME ASSISTANT COACHES

Name (Title, Tenure)
Murray Arnold (Assistant 1979)
Bill Ball (Assistant 1998-2000)
Don Beasley (Assistant 1979)
Jack Berkshire (Assistant 1966-73)
Donnie Black (Graduate Assistant 1973)
John Brady (Assistant 1983-90)
George Brooks (Student Assistant 1996)
Mike Brown (Assistant 1982)
Greg Carter (Assistant 1994-2001)
Phil Cunningham (Assistant 2000-present; Graduate Assistant 1992)
Ed Davis (Graduate Assistant 1988-90)
Kermit Davis (Assistant 1967-70)
Kermit Davis, Jr. (Grad. Asst./Assistant 1983-84)
Joe Dean (Graduate Assistant 1977)
Mike Dill (Assistant 1974-78)
David Draper (Graduate Assistant 1991)
James Edwards (Freshman Coach 1962)
Larry Eustachy (Assistant 1982-86)
Dave Farrar (Assistant 1980-84)
Dave Farris (Graduate Assistant 1975-76)
J.D. Gammel (Freshman Coach 1962-63)
Joe Dan Gold (Freshman Coach 1964-65)
Marcus Grant (Coord. of BB Ops 2004-present)
Philip Hatch (Graduate Assistant 1987)
Keith Hooper (Student Assistant 1992)
Bailey Howell (Graduate Assistant 1972)
John Hutchison (Freshman Coach 1961)
Doug Hutton (Freshman Coach 1965)
Edgar Jeffries (Graduate Assistant 1978-79)
Joe Jenkins (Junior Varsity Coach 1976)
Stan Jones (Assistant 2001-02)
Jerry Keeton (Assistant 1960)
Robert Kirby (Assistant 1989-93; 1998-present)
Kermit Koenig (Graduate Assistant 1985-86)
Don Maestri (Assistant 1980)
Richard Mathis (Assistant 1990-91)
Jason McKay (Student Assistant 1990-92)
Larry McKenzie (Assistant 1971-73)
Owen Miller (Assistant 1994-97)
Steve Newton (Associate 1974-78)
Jeff Norwood (Graduate Assistant 1987)
Wiley Peck (Assistant 1981)
Butch Pierre (Graduate Assistant 1985-86)
Ralph Radford (Assistant 1993-94)
Duane Reboul (Assistant 1987-89)
Ray Ross (Assistant 1979-80)
John Sherman (Assistant 1997-98)
Bobby Shows (Freshman Coach 1964)
Jerry Simmons (Assistant 1956-66)
Julius Smith (Assistant 1987-89)
Rick Stansbury (Associate Head Coach 1994-98; Assistant 1990-94)
Ricky Stone (Assistant 1991-94)
Jimmy Taylor (Assistant 1980)
Jim Tillette (Assistant 1989-90)
Terry Truax (Assistant 1982-83)
Mike Vosburgh (Graduate Assistant 1974)
Sam Weaver (Assistant 2002-04)
Mark White (Assistant 2004-present; Coord. of BB Operations 2002-04)
Richard Williams (Assistant 1985-86)
Darryl Wilson (Student Assistant 1997)
Denny Wright (Assistant 1981)
Arthur Zeno (Intern 1999-2000)



# ALL-TIME LETTERMEN

## A - - - - -A - - - - -A

Adams, John: 1979-80  
Alexander, J.H.: 1917, '19  
Allen, Donnell: 1981  
Anderson, Greg: 1992  
Anderson, M.G.: 1921-22-23  
Anderton, Bill: 1963-64  
Armstrong, C.H.: 1935-36-37  
Arnold, J.O.: 1946  
Ashmore, Jim: 1954-55-56-57  
Austin, K.W.: 1924  
Austin, Mario: 2001-02-03

## B - - - - -B - - - - -B

Bailey, Shellie: 1956-57-58  
Ballard, Bernard: 1987  
Barbarian, J.T.: 1916  
Beard, V.G.: 1939-40-41  
Beedle, Barry: 1971  
**Begley, Billy: 2004-05**  
Bennett, Errol: 2004  
Berkshire, Jack: 1960-61-62  
Berry, P.H.: 1926-27-28  
Biggs, Herb: 1965-66-67  
Biglane, O.J.: 1915-16  
Billups, T.J.: 1997, '99-00-01  
Black, Donnie: 1969-70-71  
Blakley, Anthony: 1986-87  
Blalock, Harold: 1952-53-54  
Blanton, E.R.: 1907  
Bledsoe, Jr., E.F.: 1942-43, '47  
Bledsoe, W.S.: 1943  
Boler, Michael: 2004-05-06  
Bonner, T.W.: 1936-37  
Boswell, Tyrus: 1999-00-01  
Bouldin, Jack: 1970-71-72  
Bower, W.R.: 1919-20  
Bowers, Timmy: 2001-02-03-04  
Boykin, Reginald: 1987-88-89  
Branch, Elmo: 1951-52-53  
Brandon, C.N.: 1916-17  
Brinker, Stan: 1962-63-64  
Brock, J.N.: 1946  
Brooks, George: 1992-93-94  
Brown, Raymond: 1985-86  
Brown, Rickey: 1977-78-79-80  
Brown, R.N.: 1932  
Brunson, M.: 1923  
Bruss, Bob: 1972  
Bryant, L.B.: 1920-21-22-23  
Bryant, Norman: 1955  
Bryant, R.B.: 1925-26-27  
Bullard, Marcus: 1995-96  
Burkes, H.: 1929-30  
Burns, Cameron: 1989-90-91  
Burns, J.S.: 1919  
Burrell, M.T.: 1945  
Burrow, James: 1950-51-52  
Bury, P.H.: 1926-27-28  
Buse, Dennis: 2004  
Byrne, Tony: 1956-57

## C - - - - -C - - - - -C

Cameron, C.B.: 1922-23  
Campbell, C.: 1916  
Campbell, Marcus: 2002-03-04-05  
Cannon, Seth: 2003, '05  
Carpenter, J.R.: 1946  
Carr, Brandon: 2002  
Carroll, Ryan: 1999  
Carter, Greg: 1988-89-90-91  
Cassibry, Slim: 1933-34-35  
Catha, L.C.: 1924

Catledge, H.E.: 1937-38  
Caveness, Gary: 1985  
Caveness, Gerald: 1953-54  
Chadwick, A.R.: 1912  
Chadwick, E.B.: 1927-28  
Chambers, F.W.: 1939  
Chatham, Gene: 1960-61-62  
Cherry, John: 1952-53-54-55  
Chisolm, F.N.: 1907  
Chisolm, W.C.: 1945  
Chrestman, James: 1950  
Chumbler, Bill: 1965  
Clark, Chris: 1989  
Clark, S.J.: 1925  
Clarke, L.E.: 1914-15  
Clayton, D.G.: 1919  
Cochran, R.F.: 1933-34-35  
Coleman, Don: 1974-75-76-77  
Collums, W.T.: 1929  
Combs, Bill: 1970-71-72  
Conway, Jr., Eustace: 1940-41-42  
Cooke, George: 1952-53-54  
Cooley, J.A.: 1922  
Cooper, S.F.: 1912  
Corbell, Dean: 1951  
Courtney, Joe: 1988-89  
Cowherd, Stephen: 2003  
Craig, Walter V.: 1939-40-41  
Crews, Charlie: 1965-66-67  
Cupit, Martin: 1974, '76-77

## D - - - - -D - - - - -D

Daley, Dan: 1954  
Daley, Glenn: 1951  
Daley, Willard: 1948-49-50  
Dampier, Erick: 1994-95-96  
Davis, Kermit: 1957-58-59  
Davis, Jr., Kermit: 1982  
Davis, K.F.: 1915  
Davis, V.W.: 1913-14-15  
Davis, W.P.: 1916-17  
Dean, Joe: 1974-75-76  
**Delk, Reginald: 2006**  
**Delk, Richard: 2006**  
Dille, A.B.: 1912  
Dillon, Ervin: 1985-86  
Domingue, David: 1991-92-93-94  
Dorsey, Marlon: 1994  
Duncan, Wayne: 1953-54-55-56

## E - - - - -E - - - - -E

Edmondson, Jamall: 2005-06  
Edmonson, McKie: 1998  
Edwards, James: 1961  
Embry, Vince: 1992-93-94-95  
Ervin, Gary: 2004-05  
Ethridge, Bill: 1955-56-57  
Evans, Chuck: 1992-93

## F - - - - -F - - - - -F

Farris, David: 1973-74  
Ferriss, Dave: 1941  
Filgo, L.C.: 1916  
Fisher, Bill: 1979  
Fisher, Dale: 1957-58-59  
Fitzgerald, Larry: 1977-78  
Fletcher, J.F.: 1911  
Floyd, Jr., D.B.: 1945  
Frazier, Winsome: 2002-03-04-05  
Fry, Larry: 1973-74-75  
Furman, H.B.: 1909

## G - - - - -G - - - - -G

Gaddy, T.L.: 1914-15-16-17  
Galloway, W.H.: 1935-36  
Gammel, J.D.: 1961  
Gann, B.V.: 1946  
Gardner, Guy: 2001-02  
Garmon, J.H.: 1915-16-17  
Garrett, W.D.: 1945-46  
Garrison, Elmer: 1909  
Gaspard, Gary: 1979  
Gatchell, K.P.: 1921-22-23-24  
Gholar, Michael: 1999-00-01-02  
Gilleland, R.V.: 1913  
Glasgow, Dave: 1960-61-62  
Glenn, W.R.: 1941  
Goffer, Roy: 2001-02  
Gold, Joe Dan: 1961-62-63  
**Goodridge, Vernon: 2006**  
**Gordon, Jamont: 2006**  
Grant, Marcus: 1992-93-94-95  
Graves, Jerry: 1959-60-61  
Green, Michael: 1981  
Gregory, Paul: 1930  
Griffith, Ward: 2001  
Grim, Greg: 1978-79-80  
Grissom, W.C.: 1937-38-39  
Guyton, John: 1968-69-70

## H - - - - -H - - - - -H

Haarman, Dale: 1973  
Hale, P.A.: 1909  
Hall, Chris: 1986, '88-89  
Hall, Lorenza: 1976-77  
Hamilton, Tang: 1998-99-00-01  
Hampton, Walt: 1969, '71  
Hardy, S.L.: 1909  
Hargett, Herb: 1950-51  
Harper, Ontario: 2002-03, '05  
Harris, J.C.: 1928-29  
Harris, V.M.: 1927  
Harrison, G.P.: 1939-40  
Hartley, Glenn: 1967  
Hartness, R.A.: 1926-27-28  
Hartsfield, Doug: 1988-89-90-91  
Harvey, Ken: 1984-85  
Heiden, John: 1956-57-58  
Hemphill, Howard: 1964-65  
Henderson, Hubert: 1985-86-87  
Hildreth, Kelvin: 1983-84  
Hodges, Randy: 1969-70-71  
Hogue, Paul: 1972  
Holland, J.L.: 1917  
Holliday, G.W.: 1928-29-30  
Holmes, Calvin: 1978  
Honore, T.J.: 1994-95  
Hood, Ricky: 1979-80  
Hooker, Gary: 1976-77-78  
Hooper, Keith: 1990-91  
Horne, L.T.: 1933  
House, Jr., C.B.: 1933-34-35  
Houston, Jack: 1952-53-54-55  
Howard, B.W.: 1946  
Howard, W.L.: 1943  
Howell, Bailey: 1957-58-59  
Hudek, Dave: 1974, '76  
Hughes, J.E.: 1941-42-43  
Hughes, L.H.: 1920-21-22-23  
Hughes, W.L.: 1920  
Hughes, Whit: 1995-96-97-98  
Hull, Charles: 1958-59-60  
Hutchison, John: 1959-60  
Hutton, Doug: 1962-63-64  
Hyche, Bart: 1996-97-98-99

## I - - - - -I - - - - -I

Ignerski, Michal: 2002-03  
**J - - - - -J - - - - -J**  
Jackson, Antonio: 2000-01  
Jackson, Robert: 1999-00-01  
Jenkins, Jerry: 1973-74-75  
Jennings, Morley: 1911  
Johnson, E.C.: 1929-30  
Johnson, Lloyd: 1956-57  
Jones, Derrick: 1997  
Jones, Dontae: 1996  
Jones, E.B.: 1925-26-27  
Jones, E.W.: 1925-26  
Jones, Jr., W.J.: 1947  
Jordan, Randy: 1979-80

## K - - - - -K - - - - -K

Kamphuis, Bill: 1977-78-79  
Kantner, John: 1974-75  
Keeton, Jerry: 1957-58-59  
Kilcline, Mike: 1978-79  
King, Don: 1968-69  
Kinney, H.C.: 1912, '14-15  
Knarr, Rich: 1973-74-75-76  
Koroneos, Taki: 1972-73-74  
Kusnierz, Terry: 1972-73-74

## L - - - - -L - - - - -L

Ladner, Dennis: 1950  
Laird, R.F.: 1920-21-22, '25  
Lamb, John: 1911-12-13  
Lamon, Fred: 1951  
Lemon, Wayne: 1956-57  
Lewis, Terry: 1980-81-82-83  
Lockhart, Greg: 1986-87-88-89  
Lucado, F.M.: 1930

## M - - - - -M - - - - -M

Magee, W.J.: 1912-13  
Malone, Jeff: 1980-81-82-83  
Marshall, Joe: 1999  
Martin, Jim: 1968-69-70  
Martin, Mike: 1972  
McArthur, Harry: 1914-15  
McDougal, Lloyd: 1942-43, '45  
McElveen, M.: 1928-29  
McMahon, R.J.: 1937-38-39  
McRaney, Mike: 1957-58  
McWilliams, D.E.: 1915-16-17  
McWilliams, W.K.: 1917-18  
Meredith, A.J.: 1926-27  
Meredith, W.R.: 1926-27-28  
Merritt, Todd: 1988-89-90-91  
Miller, D.C.: 1907  
Miller, Jr., W.S.: 1942-43  
Mingee, E.W.: 1911-12-13  
Mitchell, Leland: 1961-62-63  
Mitchell, Willie: 1909  
Mitchell, W.M.: 1942  
Moore, A.F.: 1939-40-41  
Moore, R.A.: 1938  
Moore, Trey: 1997-98  
Moraes, A.F.: 1911  
Morgan, Wesley: 2004-05-06  
Morris, J.T.: 1921-22  
Morris, Nate: 1991  
Moss, Rick: 1975-76-77-78  
Mundie, James: 1977  
Myer, C.S.: 1924  
Myles, Todd: 1998-99-00

# ALL-TIME LETTERMEN



## N - - - - - N - - - - - N

Nash, Dudley: 1953-54-55-56  
 Nettles, W.R.: 1942-43, '47  
 Nichols, Aubrey: 1962-63-64  
 Nichols, Carl: 1988-89-90-91  
 Nichols, Chancellor: 1988-89  
 Nicholson, Jim: 1947-48-49-50  
 Niemann, Dave: 1974  
 Nix, J.C.: 1938  
 Noble, C.R. "Dudy": 1913-14-15  
 Noble, L.W.: 1921-22-23  
 Norris, B.E.: 1923-24-25  
 Norwood, Jeff: 1982, '84-85

## O - - - - - O - - - - - O

Oakley, G.E.: 1932  
 Oakley, George: 1960-61-62  
 Owens, Billy: 1951-52

## P - - - - - P - - - - - P

Pappenheimer, William: 1929  
 Pate, B.D.: 1929  
 Patterson, Marckell: 1999-00-01-02  
 Payne, Buddy: 1977-78  
 Payne, Tom: 1966-67-68  
 Pearce, A.T.: 1943  
 Pearson, Johnny: 1970-71-72  
 Peck, Wiley: 1976-77-78-79  
 Peevey, Mack: 1946-47-48-49  
 Perkins, H.G.: 1921-22-23-24  
 Perkins, L.W.: 1934  
 Perry, Al: 1975-76-77-78  
 Person, Richard: 1983  
 Peters, Mark: 1985-86-87  
 Peterson, Ira: 1990-91  
 Peyton, Tim: 1981  
 Pierre, Butch: 1981-82-83-84  
 Pillow, G.D.: 1933, '35-36  
 Pinkston, J.F.: 1907  
 Pittman, Jr., O.W.: 1936-37-38  
 Pogue, Bill: 1953  
 Posey, Don: 1963-64-65  
 Power, Shane: 2004-05  
 Presley, K.B.: 1932  
 Price, Brian: 1994-95  
 Prince, F.M.: 1930  
 Prophet, R.L.: 1907  
 Pruett, Allan: 1968

## R - - - - - R - - - - - R

Ray, Jim: 1948-49  
 Redding, David: 1998  
 Reese, R.: 1916  
 Reeves, T.C.: 1930, '32  
 Reule, P.A.: 1913  
 Reynolds, H.H.: 1943, '47  
 Rhodes, Charles: 2005-06  
 Ricks, W.B.: 1926-27-28  
 Rimmer, Bernard: 2006  
 Ritchey, Jerry: 1955-56  
 Robbins, J.K.: 1914  
 Robbins, F.W.: 1917  
 Roberts, Lawrence: 2004-05  
 Roberts, Oral: 1998-99  
 Robinson, Chauncey: 1983-84-85-86  
 Robinson, Tony: 1984-85  
 Rogers, J.H.: 1915-16  
 Rowan, Bill: 1955  
 Russell, Bob: 1970-71

## S - - - - - S - - - - - S

Sapen, John: 1965-66-67  
 Schubert, Tom: 1979-80-81  
 Shapiro, Bob: 1973-74-75  
 Sharpe, Walter: 2005

Shows, Bobby: 1961-62-63  
 Sikes, D.O.: 1923-24-25  
 Simmons, J.M.: 1909  
 Simmons, R.E.: 1911  
 Singer, Alex: 1960-61  
 Singletary, Bill: 1972-73-74  
 Slater, Dietric: 2004-05-06  
 Smith, Brad: 1990-91  
 Smith, C.G.: 1907  
 Smith, Lincoln: 2000, '02-03-04  
 Smith, Paul: 1964-65-66  
 Smith, Quentin: 1997, 2000-01  
 Snyder, H.L.: 1943, '47  
 Solomon, Carlene: 1942-43, '47  
 Spraggins, H.F.: 1940-41-42  
 Steele, M.D.: 1938  
 Steinwedel, Steve: 1973-74-75  
 Steinwinder, R.L.: 1907

## Stelmach, Piotr: 2004-05-06

Stevens, Eric: 1992-93  
 Stidham, Corey: 2002  
 Stokes, H.A.: 1946  
 Stone, H.L.: 1924-25-26  
 Stone, O.P.: 1935-36-37  
 Stone, Willie: 1934  
 Stroman, Jeff: 1973-74-75-76  
 Stroud, W.D. "Red": 1961-62-63  
 Stubbs, H.T.: 1939-40  
 Sylvester, C.W.: 1932  
 Sylvester, E.P.: 1927

## T - - - - - T - - - - - T

Tables, Clyde: 1987  
 Taylor, L.B.: 1932-33  
 Taylor, Tracy: 1984-85-86-87  
 Thomas, D.J.: 1945-46  
 Thomas, Ebb: 1911  
 Thomas, Roger: 1960  
 Thomas, Vandale: 1993  
 Thompson, B.J.: 1942-43  
 Treleaven, P.W.: 1915  
 Treloar, Jr., J.C.: 1938  
 Tribble, Frank: 1950  
 Turman, O.L.: 1925  
 Turner, N.: 1923-24

## U - - - - - U - - - - - U

Usher, Ted: 1957-58-59

## V - - - - - V - - - - - V

Vance, Coyte: 1950-51-52  
 Varnado, Norwood: 1951  
 Vernon, J.V.: 1919-20  
 Vincent, Brandon: 2003-04  
 Vosburgh, Mike: 1972-73

## W - - - - - W - - - - - W

Wade, Chuck: 1967-68-69  
 Waits, F.A.: 1933-34  
 Walden, Buddy: 1965-66-67  
 Walker, Boyce: 1929-30, '32  
 Walker, Bubba: 1968-69-70  
 Walker, Johnny: 1992-93  
 Wall, J.S.: 1945-46  
 Walters, A.H.: 1946-47  
 Walters, J.F.: 1935-36-37  
 Walters, Russell: 1994-95-96  
 Walton, Jay: 1992, '94-95-96  
 Ward, R.B.: 1936-37  
 Washington, Gary: 1965-66-67  
 Washington, Manuel: 1967-68-69  
 Washington, Tyrone: 1996-97-98-99  
 Watkins, Jeff: 1972-73  
 Watson, Orien: 1991-92-93  
 Watts, Alton: 1948-49

Watts, Tony: 1989-90-91-92  
 Webster, Horatio: 1997-98  
 Wells, Billy: 1953  
 Wells, Kalpatrick: 1980-81-82-83  
 Wentz, Bob: 1952-53  
 Wesson, Malcolm: 1971-72-73  
 West, B.G.: 1938-39  
 White, Detrick: 1998-99  
 White, Ray: 1976-77-78-79  
 White, Ron: 1980-81  
 Whyte, Mack: 1961-62  
 Whyte, Mackey: 1982-83-84  
 Willcutt, Sammy: 1970-71  
 Williams, Dave: 1966-67-68  
 Williams, Richie: 1963-64-65  
 Williams, Taylor: 1975-76

Wilsford, F.C.: 1939-40-41  
 Wilson, Bubba: 1993-94-95-96  
 Wilson, Darryl: 1994-95-96  
 Wilson, Johnny: 1972  
 Wilson, W.P.: 1921-22  
 Wofford, Jackie: 1963  
 Wood, Hoyt: 1950-51-52  
 Woodard, Robert: 1987-88-89-90  
 Wright, C.B.: 1932  
 Wright, Walter: 1975-76-77-78  
 Wulff, Jeff: 1984

## Y - - - - - Y - - - - - Y

Young, Jack: 1994-95

## Z - - - - - Z - - - - - Z

Zimmerman, Derrick: 2000-01-02-03

## MSU TEAM CAPTAINS

1909: H.B. Furman  
 1911: Morley Jennings  
 1912: John Lamb  
 1913: John Lamb  
 1914: H.C. Kinney  
 1915: Dudy Noble  
 1916: T.L. Gaddy  
 1917: C.N. Brandon  
 1919: J.H. Alexander  
 1920: J.V. Vernon  
 1921: R.F. Laird  
 1922: R.F. Laird  
 1923: M.G. Anderson  
 1924: K.P. Gatchell  
 1925: R.F. Laird  
 1926: H.L. Stone  
 1927: R.B. Bryant  
 1928: R.A. Hartness  
 1929: J.C. Harris  
 1930: G.W. Holliday  
 1932: Boyce Walker  
 1933: L.B. Taylor  
 1934: F.A. Waits  
 1935: Slim Cassibry  
 1936: Game Captains  
 1937: O.P. Stone  
 1938: O.W. Pittman  
 1939: Game Captains  
 1940: Walter V. Craig  
 1941: Walter V. Craig  
 1942: Eustace Conway  
 1943: J.E. Hughes  
 1945: Lloyd McDougal  
 1946: Mack Peevey  
 1947: Carlene Solomon  
 1948: Red Nicholson  
 1949: Mack Peevey  
 1950: Herbert Hargett  
 1951: Herbert Hargett  
 1952: Coyte Vance  
 1953: Elmo Branch  
 1954: Gerald Caveness  
 1955: Jack Houston  
 1956: Wayne Duncan  
 1957: Jim Ashmore  
 1958: Bailey Howell, Jerry Keeton  
 1959: Kermit Davis, Bailey Howell, Jerry Keeton  
 1960: Jerry Graves, Charles Hull  
 1961: Jack Berkshire, Jerry Graves  
 1962: Jack Berkshire  
 1963: Joe Dan Gold  
 1964: Doug Hutton  
 1965: Don Posey, Gary Washington

1966: Paul Smith, Gary Washington  
 1967: John Sapen, Gary Washington  
 1968: Tom Payne, Dave Williams  
 1969: Manuel Washington  
 1970: Jim Martin  
 1971: Donnie Black  
 1972: Jack Bouldin  
 1973: Malcolm Wesson  
 1974: Terry Kusnierz  
 1975: Jerry Jenkins  
 1976: Al Perry  
 1977: Wiley Peck, Al Perry  
 1978: Wiley Peck, Al Perry  
 1979: Wiley Peck, Ray White  
 1980: Rickey Brown  
 1981: Ron White  
 1982: Jeff Malone  
 1983: Jeff Malone  
 1984: Kelvin Hildreth  
 1985: Ken Harvey, Jeff Norwood  
 1986: Chauncey Robinson  
 1987-93: Game Captains  
 1994: David Domingue, Marcus Grant  
 1995: Marcus Grant, T.J. Honore  
 1996: Jay Walton, Darryl Wilson  
 1997: Game Captains  
 1998: Horatio Webster  
 1999: Bart Hyche, Tyrone Washington, Detrick White  
 2000: T.J. Billups, Todd Myles  
 2001: T.J. Billups, Antonio Jackson  
 2002: Guy Gardner, Michael Gholar, Derrick Zimmerman  
 2003: Timmy Bowers, Derrick Zimmerman  
 2004: Timmy Bowers, Brandon Vincent  
 2005: Ontario Harper, Shane Power, Lawrence Roberts  
 2006: Billy Begley, Jamall Edmondson, Wesley Morgan



# ALL-TIME SERIES RECORDS

Opponent	Record	Last Game
Akron	0-1	2006
Alabama	66-109	2006
Alabama A&M	4-0	2003
UAB	3-4	2004
Alaska Fairbanks	1-0	1998
Albany (Ga.) YMCA	0-1	1925
Alcorn State	2-2	1991
Amory (Miss.) Ind	1-0	1935
Arizona	1-2	2005
Arizona State	0-1	1988
Arkansas	17-23	2006
Arkansas-Little Rock	3-1	2005
Arkansas-Monticello	1-0	1963
Arkansas-Pine Bluff	2-0	2000
Arkansas State	9-2	2006
Atlanta Athletic Club	1-1	1925
Auburn	58-67	2006
Auburn-Montgomery	2-0	1982
Austin Peay State	1-1	1993
Ball State	1-1	1992
Baylor	5-0	1990
Belmont	1-0	1999
Birmingham AC	5-3	1927
Birmingham Boys Club	0-2	1928
Birmingham YMCA	0-1	1929
Birmingham YMHA	1-0	1926
Birmingham-Southern	8-0	2005
Biscayne	1-0	1978
Bowling Green State	1-1	1997
Brigham Young	1-1	1996
Brownsville (Tenn.) AC	1-0	1909
Butler	0-1	2003
California	0-2	2001
Catholic University	1-0	1937
Centenary	5-0	2000
Central Arkansas	1-0	1957
Charlotte	2-0	2006
Chattanooga	6-4	2006
Chevrolet All-Stars	0-1	1926
Chicago State	1-0	1976
Chicago YMCA College	0-1	1920
Christian Brothers	5-0	1990
Cincinnati	2-1	2002
Clemson	0-1	1982
Colgate	1-0	1995
College of Charleston	1-0	1974
College of Memphis	2-0	1909
Colorado State	0-1	1999
Columbus (Miss.) AC	2-0	1909
Columbus (Miss.) AFB	4-0	1946
Connecticut	2-1	1996
Cumberland	2-0	1916
Davidson	1-1	1966
Dayton	1-0	1976
Delaware	1-0	1990
Delta State	15-1	1987
Denver	1-0	1957
DePaul	0-1	1989
Detroit	0-1	1969
Drake	2-0	1992
Duke	2-1	2005
East Carolina	3-0	1990
East Tennessee State	1-1	1989
Eastern Kentucky	3-0	1999
Eastern Michigan	1-1	1993
Evansville	1-1	1976
Fairfield	1-0	2005
Florida	45-55	2006
Florida A&M	2-0	2005
Florida International	2-0	1993
Florida State	3-4	1999
Florida Tech	1-0	1994
Fort Benning	1-0	1925
Fresno State	1-1	1997
Furman	4-0	1971
George Mason	1-0	2006
George Washington	2-1	1997
Georgia	48-47	2006
Georgia State	2-0	2003
Georgia Tech	13-16	1975

Opponent	Record	Last Game
Gonzaga	0-1	1998
Hattiesburg YMCA	1-0	1925
Hawaii	2-1	1988
Holy Cross	1-0	2006
Houston	0-5	1984
Houston Baptist	1-0	1974
Idaho	1-1	2000
Illinois-Chicago	1-0	2002
Illinois Wesleyan	1-0	1987
Indiana	0-1	1986
Indiana State	1-1	1976
Iowa	0-2	1993
Iowa State	2-0	1980
Jackson State	3-0	2003
Jacksonville	3-0	2003
Jacksonville State	4-0	2006
James Madison	1-1	1998
Jonesboro (Ark.) YMCA	0-1	1919
Kansas State	0-3	1994
Kentucky	17-83	2006
Kentucky Wesleyan	1-0	1977
Laurel (Miss.) YMCA	2-0	1925
Liberty	1-0	2006
Long Beach State	1-0	1976
Long Island	1-0	1993
Louisiana-Lafayette	11-4	2003
Louisiana-Monroe	11-2	2004
Louisiana College	8-1	1971
Louisiana State	88-101	2006
Louisiana Tech	9-4	2003
Louisville	1-3	1988
Loyola (Chicago)	0-1	1963
Loyola (New Orleans)	5-1	1997
Macon (Ga.) YMCA	1-0	1925
Mansfield State	1-0	1978
Marshall	0-1	1972
Maryland	3-0	1962
Maryville	2-0	1913
McNeese State	5-1	2004
Memphis	11-12	1985
Memphis YMCA	5-7	1929
Mercer	5-1	1989
Meridian All-Stars	3-0	1930
Meridian College	1-0	1920
Mexico City YMCA	1-0	1937
Miami (Florida)	1-1	1991
Miami (Ohio)	0-1	1969
Michigan State	0-1	1973
Middle Tennessee State	1-0	1979
Millsaps	16-2	1940
Mississippi	131-102	2006
Mississippi College	54-21	1987
Mississippi Valley State	1-0	2001
Missouri	0-1	1975
Missouri-Kansas City	2-1	2005
Missouri Western	1-0	1976
Mobile YMCA	1-1	1927
Monmouth	1-0	2004
Montana	1-0	1995
Montana State	1-2	2001
Morehead State	4-0	1980
Murray State	6-2	1962
Nashville Ramblers	0-2	1929
Nebraska	1-0	1996
UNLV	0-1	1981
New Orleans	6-1	2006
New Orleans YMCA	0-1	1909
Nicholls State	3-0	2005
North Alabama	2-0	1984
North Carolina	0-4	1965
North Carolina State	1-0	1926
UNC Wilmington	1-1	1997
North Texas	1-0	1973
Northeast Missouri State	2-0	1993
Northern Arizona	1-0	1994
Northwestern	1-0	2000
Northwestern (La.) State	5-1	2006
Oglethorpe	2-0	1936
Ohio State	0-1	1991
Oklahoma	3-0	2003

Opponent	Record	Last Game
Old Dominion	2-2	1998
Oral Roberts	1-0	1979
Oregon State	1-0	1996
Ouachita Baptist	1-0	1949
Pacific	1-0	1980
Park (Tenn.) Field	0-1	1919
Penn State	1-0	1998
Pine Bluff (Ark.) YMCA	0-3	1922
Pittsburgh	1-0	2001
Portland	1-0	1981
Prairie View A&M	1-0	1992
Princeton	1-1	1996
Purdue	0-1	1985
Rail Lites	0-2	1929
Rhode Island	1-0	1972
Rhodes (Southwestern)	12-0	1959
Rice	3-0	1989
Richmond	2-1	2002
Rider	1-0	1980
Rutgers	0-1	2000
St. Joseph's (Pa.)	1-3	1998
St. Louis University	0-1	1951
St. Mary's (Calif.)	1-0	2005
St. Paul's (La.)	1-1	1915
St. Stanislaus (Miss.)	2-0	1927
St. Thomas (Pa.)	0-1	1938
Sam Houston State	1-0	1999
Samford	25-6	1992
San Jose State	1-1	1987
Santa Clara	3-0	2006
Sewanee (Univ. of the South)	10-1	1973
South Alabama	9-0	2005
South Carolina	10-7	2006
South Carolina State	1-0	2000
South Florida	2-0	1974
Southeast Missouri State	1-0	1985
Southeastern Louisiana	15-1	2006
Southern California	1-0	1984
Southern Illinois	2-1	1993
SIU-Edwardsville	1-0	1974
Southern Mississippi	14-4	2001
Southwest Missouri State	1-0	1998
Spring Hill	2-0	1961
Stanford	1-1	2005
Stetson	1-0	1966
Syracuse	0-3	2005
Tampa	2-0	1957
Tennessee	38-71	2006
Tennessee Tech	4-0	1998
Tennessee-Martin	5-1	2004
Texas	3-4	2002
Texas A&M	1-1	1967
Texas Christian	1-1	1990
Texas-Pan American	1-0	1998
Texas Southern	1-0	1997
Troy	7-0	2006
Tulane	54-37	2004
Tulsa	0-1	2001
UCLA	0-1	1995
Union	12-0	1961
Utah	1-0	1995
Valparaiso	0-1	2000
Vanderbilt	41-70	2006
Vermont	1-0	1978
Villanova	0-1	1994
Virginia	2-1	1989
Virginia Commonwealth	1-0	1996
Virginia Tech	2-6	2005
Wake Forest	1-3	1997
Washington	0-1	1968
Washington (St. Louis)	0-1	1955
Washington & Lee	1-0	1928
Western Kentucky	2-2	2004
Western New Mexico	1-0	1988
Wichita State	0-3	1987
Wyoming	1-0	1995
Xavier (Ohio)	4-1	2005



# NON-SEC SERIES RECORDS



## AKRON (UA leads, 1-0)

2006: UA, 83-72 at Guaynabo, PR#  
# - San Juan Shootout  
At Neutral Sites: UA leads, 1-0

## ALABAMA A&M (MSU leads, 4-0)

2000: MSU, 89-67 at Starkville  
2001: MSU, 102-60 at Starkville  
2002: MSU, 70-45 at Starkville  
2003: MSU, 100-58 at Starkville  
At Starkville: MSU leads, 4-0

## UAB (UAB leads, 4-3)

1983: MSU, 67-47 at Chattanooga#  
1984: UAB, 55-53 at Starkville  
1985: UAB, 65-63 at Birmingham  
1993: UAB, 73-68 at Birmingham  
1994: UAB, 66-63 (ot) at Starkville  
2003: MSU, 68-52 at Birmingham  
2004: MSU, 86-84 at Starkville  
# - Krystal Classic  
At Starkville: UAB leads, 2-1  
At Birmingham: UAB leads, 2-1  
At Neutral Sites: MSU leads, 1-0

## ALASKA FAIRBANKS (MSU leads, 1-0)

1998: MSU, 66-64 (2ot) at Fairbanks#  
# - Can You Score Top of the World Cl.  
At Neutral Sites: MSU leads, 1-0

## ALBANY (GA.) YMCA (YMCA leads, 1-0)

1925: YMCA, 40-23 at Albany  
At Albany: YMCA leads, 1-0

## ALCORN STATE (Tied, 2-2)

1979: ASU, 80-78 at Starkville\$  
1980: MSU, 83-80 at Biloxi, MS#  
ASU, 82-75 at Mobile, AL@  
1991: MSU, 120-65 at Starkville  
\$ - National Invitation Tournament  
# - Babe McCarthy Tip-Off Tourney  
@ - Senior Bowl Tournament

At Starkville: Tied, 1-1  
At Neutral Sites: Tied, 1-1

## AMORY INDEPENDENTS (MSU leads, 1-0)

1935: MSU, 58-21 at Starkville  
At Starkville: MSU leads, 1-0

## ARIZONA (UA leads, 2-1)

1971: UA, 77-75 at Greenville, SC#  
2001: MSU, 75-74 at Tucson@  
2005: UA, 68-64 at Anaheim, CA&

# - Poinsettia Classic  
@ - Bank One Fiesta Bowl Classic  
& - John R. Wooden Classic

At Tucson: MSU leads, 1-0  
At Neutral Sites: UA leads, 2-0

## ARIZONA STATE (ASU leads, 1-0)

1988: ASU, 70-69 at Honolulu, HI#  
# - Rainbow Classic  
At Neutral Sites: ASU leads, 1-0

## ARKANSAS-LITTLE ROCK (MSU leads, 3-1)

1996: UALR, 70-68 at Starkville  
2002: MSU, 93-81 at Starkville  
2004: MSU, 68-58 at Little Rock  
2005: MSU, 83-53 at Starkville  
At Starkville: MSU leads, 2-1  
At Little Rock: MSU leads, 1-0

## ARKANSAS-MONTICELLO (MSU leads, 1-0)

1963: MSU, 90-55 at Starkville  
At Starkville: MSU leads, 1-0

## ARKANSAS-PINE BLUFF (MSU leads, 2-0)

1999: MSU, 105-53 at Jackson, MS  
2000: MSU, 107-67 at Starkville, MS  
At Starkville: MSU leads, 1-0  
At Neutral Sites: MSU leads, 1-0

## ARKANSAS STATE (MSU leads, 9-2)

1951: ASU, 67-61 at Jonesboro  
1952: MSU, 67-43 at Starkville  
MSU, 64-63 at Jonesboro  
1954: MSU, 79-74 at Starkville  
MSU, 74-71 at Jonesboro  
1956: ASU, 76-61 at Jonesboro  
MSU, 86-78 at Starkville  
1959: MSU, 72-57 at Jonesboro  
MSU, 98-71 at Starkville  
2002: MSU, 91-83 at Starkville  
2006: MSU, 68-63 at Starkville

At Starkville: MSU leads, 6-0  
At Jonesboro: MSU leads, 3-2

## ATLANTA ATHLETIC CLUB (Tied, 1-1)

1924: MSU, 42-33 at Atlanta  
1925: AAC, 29-25 at Atlanta  
At Atlanta: Tied, 1-1

## AUBURN-MONTGOMERY (MSU leads, 2-0)

1979: MSU, 90-68 at Starkville  
1982: MSU, 68-43 at Starkville  
At Starkville: MSU leads, 2-0

## AUSTIN PEAY STATE (Tied, 1-1)

1992: APSU, 103-97 at Clarksville  
1993: MSU, 80-73 at Starkville  
At Starkville: MSU leads, 1-0  
At Clarksville: APSU leads, 1-0

## BALL STATE (Tied, 1-1)

1991: MSU, 86-72 at Starkville  
1992: BSU, 81-52 at Muncie  
At Starkville: MSU leads, 1-0  
At Muncie: BSU leads, 1-0

## BAYLOR (MSU leads, 5-0)

1922: MSU, 42-26 at Starkville  
MSU, 45-15 at Starkville  
1925: MSU, 30-15 at Starkville  
1960: MSU, 70-61 (ot) at Murray, KY#  
1990: MSU, 84-75 at Starkville\$

# - Murray State Invitational  
\$ - National Invitation Tournament

At Starkville: MSU leads, 4-0  
At Neutral Sites: MSU leads, 1-0

## BELMONT (MSU leads, 1-0)

1999: MSU, 66-65 at Starkville  
At Starkville: MSU leads, 1-0

## BIRMINGHAM ATHLETIC CLUB (MSU leads, 5-3)

1920: MSU, 37-23 at Birmingham  
1921: BAC, 36-26 at Birmingham  
1922: BAC, 35-15 at Birmingham  
1924: MSU, 39-28 at Birmingham  
1925: MSU, 34-23 at Birmingham  
1926: BAC, 32-31 at Birmingham  
1927: MSU, 22-21 at Birmingham  
MSU, 38-33 at Starkville

At Starkville: MSU leads, 1-0  
At Birmingham: MSU leads, 4-3

## BIRMINGHAM BOYS CLUB (BBC leads, 2-0)

1928: BBC, 20-19 at Starkville  
BBC, 32-27 at Starkville  
At Starkville: BBC leads, 2-0

## BIRMINGHAM YMCA (YMCA leads, 1-0)

1929: YMCA, 32-18 at Birmingham  
At Birmingham: YMCA leads, 1-0

## BIRMINGHAM YMHA (MSU leads, 1-0)

1926: MSU, 44-13 at Birmingham  
At Birmingham: MSU leads, 1-0

## BIRMINGHAM-SOUTHERN (MSU leads, 8-0)

1926: MSU, 29-7 at Starkville  
1952: MSU, 107-72 at Birmingham  
1953: MSU, 70-45 at Starkville  
1978: MSU, 81-55 at Starkville  
1982: MSU, 71-46 at Starkville  
1984: MSU, 47-40 at Starkville  
1993: MSU, 75-71 at Starkville  
2005: MSU, 55-48 at Birmingham#

# - Coaches vs. Cancer Classic

At Starkville: MSU leads, 6-0  
At Birmingham: MSU leads, 2-0

## BISCAYNE (MSU leads, 1-0)

1978: MSU, 95-78 at Starkville  
At Starkville: MSU leads, 1-0

## BOWLING GREEN STATE (Tied, 1-1)

1963: MSU, 65-60 at East Lansing, MI\$  
1997: BGUSU, 75-59 at San Juan, PR#

\$ - NCAA Midwest Regional  
# - Puerto Rico Holiday Classic

At Neutral Sites: Tied, 1-1

## BRIGHAM YOUNG (Tied, 1-1)

1995: BYU, 74-68 (ot) at Provo  
1996: MSU, 79-74 at Starkville

At Starkville: MSU leads, 1-0  
At Provo: BYU leads, 1-0

## BROWNSVILLE (TENN.) ATHLETIC CLUB (MSU leads, 1-0)

1909: MSU, 75-0 at Starkville  
At Starkville: MSU leads, 1-0

## BUTLER (BU leads, 1-0)

2003: BU, 47-46 at Birmingham, AL\$  
\$ - NCAA East Regional  
At Neutral Sites: BU leads, 1-0

## CALIFORNIA (Cal leads, 2-0)

1997: Cal, 78-45 at Landover, MD#  
2001: Cal, 83-76 (ot) at Berkeley@  
# - Franklin National Bank Classic  
@ - TiVo Preseason NIT

At Berkeley: Cal leads, 1-0  
At Neutral Sites: Cal leads, 1-0

## CATHOLIC UNIVERSITY (MSU leads, 1-0)

1937: MSU, 41-28 at Washington, DC  
At Washington, DC: MSU leads, 1-0

## CENTENARY (MSU leads, 5-0)

1990: MSU, 96-80 at Shreveport#  
MSU, 112-74 at Starkville  
1998: MSU, 64-40 at Starkville  
1999: MSU, 59-54 at Starkville  
2000: MSU, 98-76 at Starkville

# - Century Cellunet Classic

At Starkville: MSU leads, 4-0  
At Shreveport: MSU leads, 1-0

## CENTRAL ARKANSAS (MSU leads, 1-0)

1957: MSU, 102-80 at Starkville  
At Starkville: MSU leads, 1-0

## CHARLOTTE (MSU leads, 2-0)

1972: MSU, 87-68 at Charlotte  
2006: MSU, 53-38 at Charlotte  
At Charlotte: MSU leads, 2-0

## CHATTANOOGA (MSU leads, 6-4)

1923: MSU, 33-21 at Atlanta, GA+  
1947: MSU, 52-31 at Starkville  
MSU, 58-52 at Chattanooga  
1982: MSU, 69-57 at Starkville  
1983: UTC, 62-54 at Chattanooga#  
1986: UTC, 48-47 at Starkville  
1987: UTC, 66-51 at Chattanooga  
1991: MSU, 76-70 at Chattanooga  
1992: UTC, 85-73 at Starkville  
2006: MSU, 64-48 at Starkville

+ - SIAA Tournament  
# - Krystal Classic

At Starkville: MSU leads, 3-2  
At Chattanooga: Tied, 2-2  
At Neutral Sites: MSU leads, 1-0

## CHEVROLET ALL-STARS (All-Stars lead, 1-0)

1926: All-Stars, 26-17 at Earle, AR  
At Earle: All-Stars lead, 1-0

## CHICAGO STATE (MSU leads, 1-0)

1976: MSU, 113-81 at Starkville  
At Starkville: MSU leads, 1-0



# NON-SEC SERIES RECORDS

## CHICAGO YMCA COLLEGE (CC leads, 1-0)

1920: CC, 22-20 at Starkville  
At Starkville: CC leads, 1-0

## CHRISTIAN BROTHERS (MSU leads, 5-0)

1963: MSU, 106-71 at Starkville  
1974: MSU, 73-62 at Starkville  
1987: MSU, 77-52 at Starkville  
1988: MSU, 93-78 at Starkville  
1990: MSU, 86-51 at Starkville  
At Starkville: MSU leads, 5-0

## CINCINNATI (MSU leads, 2-1)

1980: MSU, 87-72 at Biloxi, MS#  
1996: MSU, 73-63 at Lexington, KY\$  
2002: UC, 90-56 at Las Vegas, NV@  
# - Babe McCarthy Tip-Off Tourney  
\$ - NCAA Southeast Regional  
@ - Las Vegas Classic  
At Neutral Sites: MSU leads, 2-1

## CLEMSON (CU leads, 1-0)

1982: CU, 59-32 at Houston, TX#  
# - Kettle Classic  
At Neutral Sites: CU leads, 1-0

## COLGATE (MSU leads, 2-0)

1995: MSU, 80-76 at Missoula, MT#  
# - Missoulian/Coca-Cola Classic XV  
At Neutral Sites: MSU leads, 1-0

## COLLEGE OF CHARLESTON (MSU leads, 1-0)

1974: MSU, 88-64 at Starkville  
At Starkville: MSU leads, 1-0

## COLLEGE OF MEMPHIS (MSU leads, 2-0)

1909: MSU, 27-14 at Starkville  
MSU, 25-8 at Starkville  
At Starkville: MSU leads, 2-0

## COLORADO STATE (CSU leads, 1-0)

1999: CSU, 69-56 at Fort Collins\$  
\$ - National Invitation Tournament  
At Fort Collins: CSU leads, 1-0

## COLUMBUS (Miss.) ATHLETIC CLUB (MSU leads, 2-0)

1909: MSU, 35-6 at Starkville  
MSU, 61-1 at Columbus  
At Starkville: MSU leads, 1-0  
At Columbus: MSU leads, 1-0

## COLUMBUS (Miss.) AFB (MSU leads, 4-0)

1945: MSU, 55-28 at Starkville  
MSU, 38-28 at Starkville  
1946: MSU, 47-41 at Columbus  
MSU, 62-40 at Columbus  
At Starkville: MSU leads, 2-0  
At Columbus: MSU leads, 2-0

## CONNECTICUT (MSU leads, 2-1)

1975: MSU, 89-87 at Columbia, MO#  
1990: UC, 84-68 at Hartford, CT@  
1996: MSU, 60-55 at Lexington, KY\$  
# - Show Me Classic  
@ - Connecticut Mutual Classic  
\$ - NCAA Southeast Regional

At Hartford: UC leads, 1-0  
At Neutral Sites: MSU leads, 2-0

## CUMBERLAND (MSU leads, 2-0)

1916: MSU, 39-13 at Starkville  
MSU, 42-8 at Starkville  
At Starkville: MSU leads, 2-0

## DAVIDSON (Tied, 1-1)

1956: MSU, 89-82 at Charlotte, NC#  
1966: DC, 72-60 at Charlotte, NC@  
# - Carrousel Classic  
@ - Charlotte Invitational  
At Neutral Sites: Tied, 1-1

## DAYTON (MSU leads, 1-0)

1976: MSU, 56-54 at Dayton#  
# - Dayton Invitational  
At Dayton: MSU leads, 1-0

## DELAWARE (MSU leads, 1-0)

1990: MSU, 66-65 at Hartford, CT#  
# - Connecticut Mutual Classic  
At Neutral Sites: MSU leads, 1-0

## DELTA STATE (MSU leads, 15-1)

1935: MSU, 48-29 at Starkville  
1938: MSU, 51-35 at Starkville  
1961: MSU, 92-53 at Starkville  
MSU, 99-77 at Cleveland  
1962: MSU, 84-55 at Starkville  
MSU, 106-76 at Cleveland  
1963: MSU, 106-77 at Starkville  
1964: MSU, 67-52 at Cleveland  
1965: MSU, 82-63 at Jackson, MS#  
1967: MSU, 68-65 at Cleveland  
1968: MSU, 80-64 at Starkville  
1970: MSU, 86-64 at Starkville  
1971: MSU, 59-55 at Cleveland  
1985: MSU, 76-58 at Starkville  
1986: DSU, 56-53 at Starkville  
1987: MSU, 68-56 at Starkville

# - Magnolia Invitational  
At Starkville: MSU leads, 9-1  
At Cleveland: MSU leads, 5-0  
At Neutral Sites: MSU leads, 1-0

## DENVER (MSU leads, 1-0)

1957: MSU, 69-65 at Evansville, IN#  
# - Evansville Holiday Tournament  
At Neutral Sites: MSU leads, 1-0

## DEPAUL (DU leads, 1-0)

1989: DU, 62-60 at New Orleans, LA#  
# - USF&G Sugar Bowl Classic  
At Neutral Sites: DU leads, 1-0

## DETROIT (UD leads, 1-0)

1969: UD, 86-62 at Detroit#  
# - Motor City Classic  
At Detroit: UD leads, 1-0

## DRAKE (MSU leads, 2-0)

1991: MSU, 82-80 (ot) at Des Moines  
1992: MSU, 79-50 at Starkville  
At Starkville: MSU leads, 1-0  
At Des Moines: MSU leads, 1-0

## DUKE (MSU leads, 2-1)

1937: MSU, 33-29 at Durham  
1938: MSU, 25-23 at Durham  
2005: DU, 63-55 at Charlotte, NC\$  
\$ - NCAA Austin Regional  
At Durham: MSU leads, 2-0  
At Neutral Sites: DU leads, 1-0

## EAST CAROLINA (MSU leads, 3-0)

1973: MSU, 69-64 at Monroe, LA#  
1989: MSU, 88-79 at Starkville  
1990: MSU, 72-63 at Greenville  
# - Pacemaker Classic  
At Starkville: MSU leads, 1-0  
At Greenville: MSU leads, 1-0  
At Neutral Sites: MSU leads, 1-0

## EAST TENNESSEE STATE (Tied, 1-1)

1988: MSU, 86-59 at Starkville  
1989: ETSU, 91-82 at Johnson City  
At Starkville: MSU leads, 1-0  
At Johnson City: ETSU leads, 1-0

## EASTERN KENTUCKY (MSU leads, 3-0)

1991: MSU, 94-67 at Starkville  
1992: MSU, 87-68 at Richmond  
1999: MSU, 75-62 at Oakland, CA#  
# - Golden Bear Classic  
At Starkville: MSU leads, 1-0  
At Richmond: MSU leads, 1-0  
At Neutral Sites: MSU leads, 1-0

## EASTERN MICHIGAN (Tied, 1-1)

1991: EMU, 76-56 at Syracuse, NY\$  
1993: MSU, 74-58 at San Juan, PR@  
\$ - NCAA East Regional  
@ - San Juan Shootout  
At Neutral Sites: Tied, 1-1

## EVANSVILLE (Tied, 1-1)

1975: MSU, 90-69 at Starkville  
1976: UE, 85-73 at Evansville  
At Starkville: MSU leads, 1-0  
At Evansville: UE leads, 1-0

## FAIRFIELD (MSU leads, 1-0)

2005: MSU, 53-49 at Birmingham, AL#  
# - Coaches vs. Cancer Classic  
At Neutral Sites: MSU leads, 1-0

## FLORIDA A&M (MSU leads, 2-0)

2002: MSU, 92-55 at Starkville  
2005: MSU, 104-80 at Starkville  
At Starkville: MSU leads, 2-0

## FLORIDA INTERNATIONAL (MSU leads, 2-0)

1983: MSU, 102-66 at Starkville  
1993: MSU, 58-51 at San Juan, PR#  
# - San Juan Shootout  
At Starkville: MSU leads, 1-0  
At Neutral Sites: MSU leads, 1-0

## FLORIDA STATE (FSU leads, 4-3)

1952: MSU, 75-47 at Starkville  
1953: FSU, 82-52 at Tallahassee  
1954: MSU, 87-75 at Starkville  
1955: FSU, 91-76 at Starkville  
FSU, 102-86 at Tallahassee  
1956: MSU, 79-71 (ot) at Charlotte, NC#  
1999: FSU, 69-58 at Honolulu, HI@  
# - Carrousel Classic  
@ - Outrigger Hotels Rainbow Classic  
At Starkville: MSU leads, 2-1  
At Tallahassee: FSU leads, 2-0  
At Neutral Sites: Tied, 1-1

## FLORIDA TECH (MSU leads, 1-0)

1994: MSU, 95-61 at Starkville  
At Starkville: MSU leads, 1-0

## FORT BENNING (GA.) (MSU leads, 1-0)

1925: MSU, 41-38 at Fort Benning  
At Fort Benning: MSU leads, 1-0

## FRESNO STATE (Tied, 1-1)

1981: FSU, 58-45 at Fresno#  
1997: MSU, 62-60 at San Juan, PR@  
# - Sun Met Classic  
@ - Puerto Rico Holiday Classic  
At Fresno: FSU leads, 1-0  
At Neutral Sites: MSU leads, 1-0

## FURMAN (MSU leads, 4-0)

1920: MSU, 69-26 at Greenville  
1921: MSU, 41-7 at Atlanta, GA+  
1923: MSU, 47-23 at Atlanta, GA+  
1971: MSU, 84-74 at Greenville#  
+ - SIAA Tournament  
# - Poinsettia Classic  
At Greenville: MSU leads, 2-0  
At Neutral Sites: MSU leads, 2-0

## GEORGE MASON (MSU leads, 1-0)

2006: MSU, 63-61 at Starkville  
At Starkville: MSU leads, 1-0

# NON-SEC SERIES RECORDS



## GEORGE WASHINGTON (MSU leads, 2-1)

1964: MSU, 89-81 at Owensboro, KY#  
1968: MSU, 70-55 at Houston, TX@  
1997: GW, 57-36 at Landover, MD&

# - All-American Tournament  
@ - Bluebonnet Classic  
& - Franklin National Bank Classic

At Neutral Sites: MSU leads, 2-1

## GEORGIA STATE (MSU leads, 2-0)

2002: MSU, 72-63 at Atlanta, GA#  
2003: MSU, 78-54 at Jackson, MS

# - Chick-fil-A Peach Bowl Cl. for Kids

At Neutral Sites: MSU leads, 2-0

## GEORGIA TECH (GT leads, 16-13)

1922: GT, 34-30 at Atlanta+  
1923: MSU, 45-31 at Starkville  
MSU, 25-19 at Atlanta+  
1924: MSU, 40-32 at Atlanta  
MSU, 51-28 at Starkville  
1926: MSU, 31-20 at Atlanta  
1927: GT, 40-24 at Atlanta!  
1937: GT, 43-30 at Knoxville, TN\*  
1943: MSU, 48-41 at Louisville, KY\*  
1945: GT, 60-33 at Louisville, KY\*  
1947: GT, 65-52 at Louisville, KY\*  
1951: GT, 55-46 at Starkville  
1952: GT, 66-64 at Atlanta  
1953: MSU, 66-62 at Starkville  
1954: MSU, 75-74 at Atlanta  
1955: GT, 90-71 at Starkville  
1956: GT, 87-59 at Atlanta  
1957: GT, 80-77 at Atlanta  
1958: GT, 78-61 at Atlanta  
1959: MSU, 75-67 at Starkville  
1960: GT, 82-60 at Atlanta  
1961: MSU, 62-61 (ot) at Starkville  
1962: MSU, 57-56 at Atlanta  
1963: MSU, 81-69 at Starkville  
1964: GT, 59-45 at Atlanta  
1965: GT, 83-65 at Starkville  
GT, 75-73 at Atlanta  
1974: MSU, 85-77 at Atlanta  
1975: GT, 64-61 at Starkville

+ - SIAA Tournament  
! - Southern Conference Tournament  
\* - SEC Tournament

At Starkville: MSU leads, 6-4  
At Atlanta: GT leads, 9-6  
At Neutral Sites: GT leads, 3-1

## GONZAGA (GU leads, 1-0)

1998: GU, 70-68 at Fairbanks, AK#

# - Can You Score Top of the World Cl.

At Neutral Sites: GU leads, 1-0

## HATTIESBURG YMCA (MSU leads, 1-0)

1925: MSU, 22-19 at Hattiesburg

At Hattiesburg: MSU leads, 1-0

## HAWAII (MSU leads, 2-1)

1969: UH, 74-69 at Lafayette, LA#  
1973: MSU, 97-85 at Mobile, AL@  
1988: MSU, 68-55 at Honolulu&

# - Bayou Classic  
@ - Senior Bowl Tournament  
& - Rainbow Classic

At Honolulu: MSU leads, 1-0  
At Neutral Sites: Tied, 1-1

## HOLY CROSS (MSU leads, 1-0)

2006: MSU, 76-75 at Guaynabo, PR#

# - San Juan Shootout

At Neutral Sites: MSU leads, 1-0

## HOUSTON (UH leads, 5-0)

1963: UH, 79-76 (ot) at New Orleans#  
1964: UH, 69-61 at Houston@  
1982: UH, 96-49 at Houston&  
1983: UH, 74-65 at Houston  
1984: UH, 68-62 at Starkville

# - Sugar Bowl Tournament  
@ - Bluebonnet Tournament  
& - Kettle Classic

At Starkville: UH leads, 1-0  
At Houston: UH leads, 3-0  
At Neutral Sites: UH leads, 1-0

## HOUSTON BAPTIST (MSU leads, 1-0)

1974: MSU, 85-74 at Starkville

At Starkville: MSU leads, 1-0

## IDAHO (Tied, 1-1)

1987: UI, 70-67 (ot) at Portland, OR#  
2000: MSU, 86-81 at Bozeman, MT@

# - Far West Classic  
@ - Holiday Stores/Touch America Cl.

At Neutral Sites: Tied, 1-1

## ILLINOIS-CHICAGO (MSU leads, 1-0)

2002: MSU, 77-74 at Las Vegas, NV#

# - Las Vegas Classic

At Neutral Sites: MSU leads, 1-0

## ILLINOIS WESLEYAN (MSU leads, 1-0)

1987: MSU, 83-78 at Starkville

At Starkville: MSU leads, 1-0

## INDIANA (IU leads, 1-0)

1986: IU, 74-43 at Indianapolis, IN#

# - Hoosier Classic

At Neutral Sites: IU leads, 1-0

## INDIANA STATE (Tied, 1-1)

1975: ISU, 82-72 at Terre Haute#  
1976: MSU, 85-82 at Starkville

# - Indiana Hall of Fame Classic

At Starkville: MSU leads, 1-0  
At Terre Haute: ISU leads, 1-0

## IOWA (UI leads, 2-0)

1980: UI, 81-62 at Dayton, OH#  
1993: UI, 69-54 at Iowa City@

# - Dayton Invitational  
@ - Amana Hawkeye Classic

At Iowa City: UI leads, 1-0  
At Neutral Sites: UI leads, 1-0

## IOWA STATE (MSU leads, 2-0)

1979: MSU, 80-70 at Jackson, MS  
1980: MSU, 84-63 at Ames

At Ames: MSU leads, 1-0  
At Neutral Sites: MSU leads, 1-0

## JACKSON STATE (MSU leads, 3-0)

1985: MSU, 77-46 at Starkville  
1986: MSU, 77-62 at Jackson  
2003: MSU, 71-56 at Starkville

At Starkville: MSU leads, 2-0  
At Jackson: MSU leads, 1-0

## JACKSONVILLE (MSU leads, 3-0)

1991: MSU, 79-65 at Jacksonville  
1992: MSU, 77-74 at Starkville  
2003: MSU, 100-65 at Starkville

At Starkville: MSU leads, 2-0  
At Jacksonville: MSU leads, 1-0

## JACKSONVILLE STATE (MSU leads, 4-0)

1999: MSU, 73-54 at Starkville  
2000: MSU, 73-61 at Jacksonville  
2005: MSU, 95-53 at Jackson, MS  
2006: MSU, 104-80 at Jackson, MS

At Starkville: MSU leads, 1-0  
At Jacksonville: MSU leads, 1-0  
At Neutral Sites: MSU leads, 2-0

## JAMES MADISON (Tied, 1-1)

1997: JMU, 75-72 at Starkville  
1998: MSU, 73-69 at Harrisonburg

At Starkville: JMU leads, 1-0  
At Harrisonburg: MSU leads, 1-0

## JONESBORO YMCA (YMCA leads, 1-0)

1919: YMCA, 46-25 at Jonesboro

At Jonesboro: YMCA leads, 1-0

## KANSAS STATE (KSU leads, 3-0)

1985: KSU, 67-58 at Manhattan  
1986: KSU, 63-58 at Starkville  
1994: KSU, 78-67 at Manhattan\$

\$ - National Invitation Tournament

At Starkville: KSU leads, 1-0  
At Manhattan: KSU leads, 2-0

## KENTUCKY WESLEYAN (MSU leads, 1-0)

1977: MSU, 89-49 at Starkville

At Starkville: MSU leads, 1-0

## LAUREL YMCA (MSU leads, 2-0)

1916: MSU, 38-25 at Laurel  
1925: MSU, 30-25 at Laurel

At Laurel: MSU leads, 2-0

## LIBERTY (MSU leads, 1-0)

2006: MSU, 78-67 at Guaynabo, PR#

# - San Juan Shootout

At Neutral Sites: MSU leads, 1-0

## LONG BEACH STATE (MSU leads, 1-0)

1976: MSU, 70-57 at Dayton, OH#

# - Dayton Invitational

At Neutral Sites: MSU leads, 1-0

## LONG ISLAND (MSU leads, 1-0)

1993: MSU, 61-52 at Iowa City, IA#

# - Amana Hawkeye Classic

At Neutral Sites: MSU leads, 1-0

## LOUISIANA-LAFAYETTE (MSU leads, 11-4)

1962: MSU, 88-61 at Starkville  
1965: MSU, 74-73 at Starkville  
1966: MSU, 88-73 at Starkville  
1969: ULL, 81-70 at Lafayette#  
1976: MSU, 96-75 at Starkville  
1977: MSU, 78-72 at Lafayette  
1981: MSU, 75-71 at Fresno, CA@  
1983: MSU, 65-56 at New Orleans&  
1987: ULL, 62-56 at Portland, OR^  
1992: MSU, 86-77 (ot) at Lafayette%  
1999: ULL, 60-58 at Oakland, CA~  
MSU, 62-58 at Honolulu, HI?  
2001: MSU, 90-80 at Tucson, AZ=  
2002: MSU, 79-71 at Lafayette  
2003: ULL, 79-76 at Starkville

# - Bayou Classic  
@ - Sun Met Classic  
& - Sugar Bowl Classic  
^ - Far West Classic  
% - Louisiana Classics Tip-Off  
~ - Golden Bear Classic  
? - Outrigger Hotels Rainbow Classic  
= - Bank One Fiesta Bowl Classic

At Starkville: MSU leads, 4-1  
At Lafayette: MSU leads, 3-1  
At Neutral Sites: MSU leads, 4-2



# NON-SEC SERIES RECORDS

## LOUISIANA-MONROE (MSU leads, 11-2)

1962: MSU, 89-79 at Starkville  
 1963: MSU, 79-56 at Monroe  
 1965: MSU, 72-71 at Starkville  
 1966: ULM, 78-72 (ot) at Starkville  
 1967: MSU, 81-70 at Monroe  
 1978: ULM, 89-78 at Starkville  
 1990: MSU, 75-68 at Shreveport, LA#  
 1993: MSU, 75-67 at Starkville  
 1994: MSU, 73-67 at Monroe  
 1995: MSU, 70-56 at Starkville  
 1996: MSU, 66-60 at Monroe  
 2002: MSU, 104-67 at Southaven, MS@  
 2004: MSU, 76-52 at Starkville

# - Century Cellunet Classic  
 @ - Las Vegas Classic

At Starkville: MSU leads, 5-2  
 At Monroe: MSU leads, 4-0  
 At Neutral Sites: MSU leads, 2-0

## LOUISIANA COLLEGE (MSU leads, 8-1)

1960: MSU, 90-61 at Starkville  
 1961: MSU, 117-86 at Jackson, MS  
 1962: MSU, 113-70 at Starkville  
 1963: MSU, 83-59 at Starkville  
 1964: MSU, 84-67 at Starkville  
 1966: MSU, 92-77 at Starkville  
 1969: MSU, 79-69 at Starkville  
 1970: LC, 77-71 at Pineville  
 1971: MSU, 73-54 at Starkville

At Starkville: MSU leads, 7-0  
 At Pineville: LC leads, 1-0  
 At Neutral Sites: MSU leads, 1-0

## LOUISIANA TECH (MSU leads, 9-4)

1948: LTU, 53-43 at Starkville  
 1960: LTU, 71-62 at Jackson, MS  
 1961: LTU, 61-60 at Ruston  
 1962: MSU, 81-58 at Starkville  
 1963: MSU, 80-61 at Ruston  
 1964: MSU, 105-61 at Starkville  
 1965: MSU, 82-78 at Ruston  
 1966: MSU, 82-70 at Starkville  
 1967: MSU, 90-73 at Ruston  
 1969: MSU, 83-73 at Starkville  
 1970: LTU, 78-71 at Ruston  
 2001: MSU, 68-63 at Starkville  
 2003: MSU, 78-38 at Starkville

At Starkville: MSU leads, 6-1  
 At Ruston: MSU leads, 3-2  
 At Neutral Sites: LTU leads, 1-0

## LOUISVILLE (UL leads, 3-1)

1951: UL, 87-53 at Louisville  
 1955: UL, 113-64 at Louisville  
 1979: MSU, 80-73 at Louisville#  
 1988: UL, 86-62 at Honolulu, HI@

# - Louisville Holiday Classic  
 @ - Rainbow Classic

At Louisville: UL leads, 2-1  
 At Neutral Sites: UL leads, 1-0

## LOYOLA OF CHICAGO (LU leads, 1-0)

1963: LU, 61-51 at East Lansing, MI\$  
 \$ - NCAA Mideast Regional

At Neutral Sites: LU leads, 1-0

## LOYOLA (NEW ORLEANS) (MSU leads, 5-1)

1927: MSU, 38-15 at New Orleans  
 1937: MSU, 59-44 at Starkville  
 MSU, 37-25 at Starkville  
 1960: MSU, 76-60 at Starkville  
 1961: LU, 83-60 at New Orleans  
 1997: MSU, 98-32 at Starkville

At Starkville: MSU leads, 4-0  
 At New Orleans: Tied, 1-1

## MACON YMCA (MSU leads, 1-0)

1925: MSU, 26-24 at Macon

At Macon: MSU leads, 1-0

## MANSFIELD STATE (MSU leads, 1-0)

1978: MSU, 74-54 at Starkville

At Starkville: MSU leads, 1-0

## MARSHALL (MU leads, 1-0)

1972: MU, 95-69 at Huntington#

# - Marshall Invitational

At Huntington: MU leads, 1-0

## MARYLAND (MSU leads, 3-0)

1926: MSU, 22-19 at Atlanta, GA!  
 1959: MSU, 56-45 at New Orleans#  
 1962: MSU, 64-62 at New Orleans#

! - Southern Conference Tournament  
 # - Sugar Bowl Tournament

At Neutral Sites: MSU leads, 3-0

## MARYVILLE (MSU leads, 2-0)

1913: MSU, 49-13 at Starkville  
 MSU, 35-18 at Starkville

At Starkville: MSU leads, 2-0

## MCNEESE STATE (Miss. State leads, 5-1)

1986: McNeese, 76-67 at Lake Charles  
 1988: MSU, 76-66 at Jackson, MS  
 2001: MSU, 83-74 at Starkville  
 2002: MSU, 70-58 at Dallas, TX\$  
 2003: MSU, 81-65 at Starkville  
 2004: MSU, 92-69 at Starkville

\$ - NCAA Midwest Regional

At Starkville: MSU leads, 3-0  
 At Lake Charles: McNeese leads, 1-0  
 At Neutral Sites: MSU leads, 2-0

## MEMPHIS (Memphis leads, 12-11)

1947: MSU, 51-38 at Memphis  
 1952: MSU, 60-58 at Memphis  
 1955: UM, 94-68 at Memphis  
 1956: UM, 105-73 at Memphis  
 1957: UM, 89-78 at Starkville  
 UM, 86-83 at Memphis  
 1958: MSU, 56-54 at Memphis  
 1959: MSU, 73-55 at New Orleans#  
 MSU, 53-52 at Memphis  
 1960: UM, 79-62 at Murray, KY@  
 1962: MSU, 83-71 at Memphis  
 1963: MSU, 77-66 at Jackson, MS  
 UM, 71-65 at Memphis  
 1964: UM, 73-65 at Jackson, MS  
 UM, 81-66 at Memphis  
 1967: UM, 61-53 at Memphis  
 1968: MSU, 71-66 at Starkville  
 1970: UM, 83-74 at Memphis&  
 1979: MSU, 93-64 at Memphis  
 1982: MSU, 48-47 (ot) at Starkville  
 1984: MSU, 50-49 at Memphis  
 UM, 43-42 at Los Angeles^  
 1985: UM, 68-59 at Starkville

# - Sugar Bowl Tournament  
 @ - Murray State Invitational  
 & - Liberty Bowl Classic  
 ^ - Winston Tire Classic

At Starkville: Tied, 2-2  
 At Memphis: Tied, 7-7  
 At Neutral Sites: UM leads, 3-2

## MEMPHIS YMCA (YMCA leads, 7-5)

1916: MSU, 32-28 at Memphis  
 1919: YMCA, 23-19 at Memphis  
 1921: YMCA, 24-18 at Memphis  
 1922: YMCA, 26-11 at Memphis  
 1923: MSU, 32-22 at Memphis  
 1924: YMCA, 21-20 at Memphis  
 1925: YMCA, 41-33 at Memphis  
 MSU, 28-24 at Starkville  
 1926: YMCA, 32-31 at Memphis  
 1928: MSU, 30-20 at Memphis  
 1929: MSU, 28-19 at Memphis  
 YMCA, 27-26 at Memphis

At Starkville: MSU leads, 1-0  
 At Memphis: YMCA leads, 7-4

## MERCER (MSU leads, 5-1)

1913: MSU, 28-10 at Starkville  
 MSU, 29-22 at Starkville  
 1924: MU, 24-22 at Macon  
 1926: MSU, 35-30 at Starkville  
 1988: MSU, 66-50 at Starkville  
 1989: MSU, 74-63 at Albany, GA

At Starkville: MSU leads, 4-0  
 At Macon: MU leads, 1-0  
 At Neutral Sites: MSU leads, 1-0

## MERIDIAN ALL-STARS (MSU leads, 3-0)

1925: MSU, 65-8 at Meridian  
 1927: MSU, 52-17 at Meridian  
 1930: MSU, 43-17 at Meridian

At Meridian: MSU leads, 3-0

## MERIDIAN COLLEGE (MSU leads, 1-0)

1920: MSU, 48-31 at Meridian  
 At Meridian: MSU leads, 1-0

## MEXICO CITY YMCA (MSU leads, 1-0)

1937: MSU, 41-16 at Starkville

At Starkville: MSU leads, 1-0

## MIAMI (FLORIDA) (Tied, 1-1)

1958: MSU, 66-63 at Birmingham, AL#  
 1991: UM, 74-67 at West Palm Beach@

# - Birmingham Classic  
 @ - Eastern Airlines Palm Beach Cl.

At Neutral Sites: Tied, 1-1

## MIAMI (OHIO) (MU leads, 1-0)

1969: MU, 76-56 at Detroit, MI#

# - Motor City Classic

At Neutral Sites: MU leads, 1-0

## MICHIGAN STATE (Mich. State leads, 1-0)

1973: Mich. St., 90-82 at Mobile, AL#

# - Senior Bowl Tournament

At Neutral Sites: Mich. St. leads, 1-0

## MIDDLE TENNESSEE STATE (MSU leads, 1-0)

1979: MSU, 85-50 at Starkville

At Starkville: MSU leads, 1-0

## MILLSAPS COLLEGE (MSU leads, 16-2)

1912: MSU, 22-6 at Jackson  
 1913: MSU, 35-15 at Starkville  
 MC, 24-21 at Starkville  
 1914: MSU, 63-8 at Starkville  
 MSU, 46-9 at Starkville  
 MSU, 66-23 at Jackson  
 1916: MSU, 60-21 at Starkville  
 MSU, 41-15 at Starkville  
 1921: MSU, 25-11 at Atlanta, GA+  
 1923: MSU, 32-13 at Starkville  
 MC, 27-20 at Starkville  
 1924: MSU, 37-21 at Starkville  
 1926: MSU, 36-14 at Jackson  
 1927: MSU, 28-23 at Starkville  
 MSU, 38-24 at Starkville  
 1937: MSU, 32-16 at Starkville  
 MSU, 49-27 at Starkville  
 1940: MSU, 38-28 at Jackson

+ - SIAA Tournament

At Starkville: MSU leads, 11-2  
 At Jackson: MSU leads, 4-0  
 At Neutral Sites: MSU leads, 1-0

# NON-SEC SERIES RECORDS



## MISSISSIPPI COLLEGE (MSU leads, 54-21)

1909: MC, 26-22 at Clinton  
1911: MC, 23-15 at Starkville  
MC, 25-10 at Starkville  
1912: MSU, 45-17 at Starkville  
MSU, 30-20 at Starkville  
MSU, 25-17 at Clinton  
MSU, 21-13 at Clinton  
1913: MSU, 45-5 at Starkville  
MSU, 43-15 at Starkville  
1914: MSU, 42-9 at Starkville  
MSU, 50-11 at Starkville  
MSU, 43-9 at Clinton  
MSU, 22-12 at Clinton  
1915: MSU, 50-0 at Starkville  
MSU, 53-3 at Starkville  
1917: MSU, 28-17 at Clinton  
MC, 36-31 at Clinton  
MSU, 18-8 at Starkville  
MSU, 23-19 at Starkville  
1919: MSU, 39-23 at Clinton  
MSU, 39-31 at Clinton  
1920: MSU, 40-16 at Starkville  
MSU, 25-23 at Starkville  
1921: MSU, 46-16 at Starkville  
MSU, 33-21 at Starkville  
1922: MSU, 26-6 at Clinton  
MSU, 25-11 at Clinton  
MSU, 21-11 at Starkville  
MSU, 46-8 at Starkville  
1923: MSU, 30-18 at Starkville  
1925: MSU, 33-32 at Starkville  
MC, 35-33 at Starkville  
1926: MC, 37-36 at Clinton  
MSU, 34-32 at Starkville  
MSU, 29-22 at Starkville  
1927: MSU, 27-21 at Clinton  
MC, 44-28 at Starkville  
1928: MC, 34-26 at Clinton  
MC, 38-21 at Clinton  
1929: MC, 31-28 at Starkville  
MC, 24-21 at Starkville  
MSU, 26-14 at Jackson, MS  
MSU, 25-23 at Clinton  
1932: MSU, 27-20 at Starkville  
1933: MC, 46-26 at Starkville  
MSU, 43-24 at Starkville  
MC, 41-40 at Clinton  
MC, 40-31 at Clinton  
1934: MC, 47-25 at Clinton  
MSU, 29-27 at Clinton  
MC, 38-34 at Starkville  
MSU, 34-28 at Starkville  
1935: MSU, 43-37 at Starkville  
MC, 34-26 at Starkville  
MSU, 44-42 at Clinton  
MSU, 33-24 at Clinton  
1937: MSU, 36-25 at Starkville  
MSU, 46-42 at Clinton  
1940: MSU, 58-47 at Clinton  
MSU, 73-53 at Starkville  
1941: MSU, 38-34 at Starkville  
MSU, 63-45 at Vicksburg, MS  
1942: MSU, 43-25 at Starkville  
1945: MSU, 32-30 at Starkville  
MC, 30-19 at Starkville  
MC, 46-32 at Clinton  
MC, 45-34 at Clinton  
1947: MSU, 58-34 at Starkville  
MSU, 82-48 at Clinton  
1951: MSU, 103-52 at Starkville  
1957: MSU, 99-80 at Clinton  
MSU, 83-67 at Starkville  
1965: MC, 72-57 at Jackson, MS#

1986: MSU, 74-64 at Starkville  
1987: MSU, 86-68 at Starkville

# - Magnolia Invitational

At Starkville: MSU leads, 34-10  
At Clinton: MSU leads, 18-10  
At Neutral Sites: MSU leads, 2-1

## MISSISSIPPI VALLEY STATE (MSU leads, 1-0)

2001: MSU, 93-58 at Starkville  
At Starkville: MSU leads, 1-0

## MISSOURI (UM leads, 1-0)

1975: UM, 102-78 at Columbia#  
# - Show Me Classic  
At Columbia: UM leads, 1-0

## MISSOURI-KANSAS CITY (MSU leads, 2-1)

1993: UMKC, 89-87 (ot) at Kansas City  
1994: MSU, 83-61 at Starkville  
2005: MSU, 82-64 at Starkville  
At Starkville: MSU leads, 2-0  
At Kansas City: UMKC leads, 1-0

## MISSOURI WESTERN (MSU leads, 1-0)

1976: MSU, 87-71 at Starkville  
At Starkville: MSU leads, 1-0

## MOBILE YMCA (Tied, 1-1)

1920: YMCA, 43-28 at Mobile  
1927: MSU, 26-17 at Mobile  
At Mobile: Tied, 1-1

## MONMOUTH (MSU leads, 1-0)

2004: MSU, 85-52 at Orlando, FL\$  
\$ - NCAA Atlanta Regional  
At Neutral Sites: MSU leads, 1-0

## MONTANA (MSU leads, 1-0)

1995: MSU, 90-85 (2ot) at Missoula#  
# - Missoulian/Coca-Cola Classic XV  
At Missoula: MSU leads, 1-0

## MONTANA STATE (Mont. State leads, 2-1)

1968: Mont. St., 81-73 at Houston#  
2000: Mont. St., 74-70 at Bozeman@  
2001: Miss. St., 81-63 at Starkville  
# - Bluebonnet Classic  
@ - Holiday Stores/Touch America Cl.  
At Starkville: Miss. St. leads, 1-0  
At Bozeman: Mont. St. leads, 1-0  
At Neutral Sites: Mont. St. leads, 1-0

## MOREHEAD STATE (Miss. State leads, 4-0)

1958: MSU, 46-41 at Starkville  
1959: MSU, 87-63 at Starkville  
1960: MSU, 75-73 (ot) at Morehead  
1980: MSU, 84-62 at Starkville

At Starkville: Miss. St. leads, 3-0  
At Morehead: Miss. St. leads, 1-0

## MURRAY STATE (Miss. State leads, 6-2)

1941: MUR, 56-36 at Murray  
1957: MUR, 91-80 at Murray  
1958: MSU, 86-69 at Starkville  
MSU, 75-57 at Murray  
1959: MSU, 63-62 at Murray  
MSU, 63-48 at Starkville  
1961: MSU, 94-81 at Starkville  
1962: MSU, 69-57 at Murray

At Starkville: Miss. St. leads, 3-0  
At Murray: Miss. St. leads, 3-2

## NASHVILLE RAMBLERS (NR leads, 2-0)

1924: NR, 32-28 at Nashville  
1929: NR, 26-14 at Nashville  
At Nashville: NR leads, 2-0

## NEBRASKA (MSU leads, 1-0)

1996: MSU, 69-66 at Portland, OR#  
# - Ford Far West Classic

At Neutral Sites: MSU leads, 1-0

## UNLV (UNLV leads, 1-0)

1981: UNLV, 75-67 at Las Vegas#

# - Holiday Classic

At Las Vegas: UNLV leads, 1-0

## NEW ORLEANS (MSU leads, 6-1)

1977: MSU, 86-83 at Starkville  
1989: MSU, 76-65 at Starkville  
1990: MSU, 62-55 at New Orleans  
UNO, 65-60 at New Orleans\$  
2004: MSU, 77-59 at Tupelo, MS  
2005: MSU, 74-59 at New Orleans  
2006: MSU, 67-59 at Starkville

\$ - National Invitation Tournament

At Starkville: MSU leads, 3-0  
At New Orleans: MSU leads, 2-1  
At Neutral Sites: MSU leads, 1-0

## NEW ORLEANS YMCA (YMCA leads, 1-0)

1909: YMCA, 22-20 at New Orleans  
At New Orleans: YMCA leads, 1-0

## NICHOLLS STATE (MSU leads, 3-0)

1995: MSU, 81-65 at Starkville  
2002: MSU, 95-59 at Starkville  
2005: MSU, 98-69 at Starkville  
At Starkville: MSU leads, 3-0

## NORTH ALABAMA (MSU leads, 2-0)

1983: MSU, 80-49 at Starkville  
1984: MSU, 70-64 at Starkville  
At Starkville: MSU leads, 2-0

## NORTH CAROLINA (UNC leads, 4-0)

1924: UNC, 33-23 at Atlanta, GA!  
1926: UNC, 38-23 at Atlanta, GA!  
1929: UNC, 43-18 at Atlanta, GA!  
1965: UNC, 84-80 at Blacksburg, VA#

! - Southern Conference Tournament  
# - Virginia Tech Invitational

At Neutral Sites: UNC leads, 4-0

## NORTH CAROLINA STATE (MSU leads, 1-0)

1926: MSU, 32-29 at Atlanta, GA!  
! - Southern Conference Tournament  
At Neutral Sites: MSU leads, 1-0

## UNC WILMINGTON (Tied, 1-1)

1996: MSU, 77-54 at Starkville  
1997: UNCW, 71-54 at Wilmington  
At Starkville: MSU leads, 1-0  
At Wilmington: UNCW leads, 1-0

## NORTH TEXAS (MSU leads, 1-0)

1973: MSU, 66-65 at Monroe, LA#  
# - Pacemaker Classic

At Neutral Sites: MSU leads, 1-0

## NORTHEAST MISSOURI ST. (MSU leads, 2-0)

1977: MSU, 107-58 at Starkville  
1993: MSU, 75-48 at Starkville  
At Starkville: MSU leads, 2-0

## NORTHERN ARIZONA (MSU leads, 1-0)

1994: MSU, 85-64 at Tempe, AZ#  
# - ASU-Tribune Classic  
At Neutral Sites: MSU leads, 1-0

## NORTHWESTERN (MSU leads, 1-0)

2000: MSU, 70-65 at St. Charles, MO#  
# - USBWA Hoop & Quill Classic  
At Neutral Sites: MSU leads, 1-0

## NORTHWESTERN STATE (MSU leads, 5-1)

1983: MSU, 97-59 at Starkville  
1995: MSU, 98-58 at Starkville  
1997: MSU, 78-61 at Starkville  
1998: MSU, 84-73 at Starkville  
1999: MSU, 75-46 at Tupelo, MS  
2006: NSU, 76-75 (ot) at Starkville  
At Starkville: MSU leads, 4-1  
At Neutral Sites: MSU leads, 1-0



# NON-SEC SERIES RECORDS

## OGLETHORPE (MSU leads, 2-0)

1936: MSU, 57-23 at Starkville  
MSU, 47-26 at Starkville  
At Starkville: MSU leads, 2-0

## OHIO STATE (OSU leads, 1-0)

1991: OSU, 82-80 at W. Palm Beach#  
# - Eastern Airlines Palm Beach Cl.  
At Neutral Sites: OSU leads, 1-0

## OKLAHOMA (MSU leads, 3-0)

1996: MSU, 76-71 at Norman  
1998: MSU, 67-65 (ot) at Starkville  
2003: MSU, 54-45 at New Orleans, LA#  
# - Nokia Sugar Bowl Basketball Cl.  
At Starkville: MSU leads, 1-0  
At Norman: MSU leads, 1-0  
At Neutral Sites: MSU leads, 1-0

## OLD DOMINION (Tied, 2-2)

1977: ODU, 82-78 at Norfolk#  
1997: MSU, 80-73 at Starkville  
ODU, 72-71 (ot) at San Juan, PR@  
1998: MSU, 62-57 at Norfolk  
# - Old Dominion Classic  
@ - Puerto Rico Holiday Classic  
At Starkville: MSU leads, 1-0  
At Norfolk: Tied, 1-1  
At Neutral Sites: ODU leads, 1-0

## ORAL ROBERTS (MSU leads, 1-0)

1979: MSU, 91-69 at Louisville, KY#  
# - Louisville Holiday Classic  
At Neutral Sites: MSU leads, 1-0

## OREGON STATE (MSU leads, 1-0)

1996: MSU, 76-62 at Portland, OR#  
# - Ford Far West Classic  
At Neutral Sites: MSU leads, 1-0

## OUACHITA BAPTIST (MSU leads, 1-0)

1949: MSU, 61-45 at Starkville  
At Starkville: MSU leads, 1-0

## PACIFIC (MSU leads, 1-0)

1980: MSU, 65-63 at Dayton, OH#  
# - Dayton Invitational  
At Neutral Sites: MSU leads, 1-0

## PARK AVIATION FIELD (PAF leads, 1-0)

1919: PAF, 28-18 at Memphis  
At Memphis: PAF leads, 1-0

## PENN STATE (MSU leads, 1-0)

1998: MSU, 58-57 at El Paso, TX#  
# - Sierra Providence Sun Classic  
At Neutral Sites: MSU leads, 1-0

## PINE BLUFF YMCA (YMCA leads, 3-0)

1921: YMCA, 18-15 at Pine Bluff  
1922: YMCA, 32-22 at Pine Bluff  
YMCA, 26-25 at Pine Bluff  
At Pine Bluff: YMCA leads, 3-0

## PITTSBURGH (MSU leads, 1-0)

2001: MSU, 66-61 at Pittsburgh\$  
\$ - TiVo National Invitation Tourney  
At Pittsburgh: MSU leads, 1-0

## PORTLAND (MSU leads, 1-0)

1981: MSU, 46-45 at Las Vegas, NV#  
# - Holiday Classic  
At Neutral Sites: MSU leads, 1-0

## PRAIRIE VIEW A&M (MSU leads, 1-0)

1992: MSU, 97-52 at Lafayette, LA#  
# - Louisiana Classics Tip-Off  
At Neutral Sites: MSU leads, 1-0

## PRINCETON (Tied, 1-1)

1966: PU, 69-67 at Charlotte, NC#  
1996: MSU, 63-41 at Indianapolis, IN\$  
# - Charlotte Invitational  
\$ - NCAA Southeast Regional  
At Neutral Sites: Tied, 1-1

## PURDUE (PU leads, 1-0)

1985: PU, 77-46 at El Paso, TX#  
# - Sun Bowl Classic  
At Neutral Sites: PU leads, 1-0

## RAIL LITES (RL leads, 2-0)

1928: RL, 45-25 at Chattanooga  
1929: RL, 44-20 at Chattanooga  
At Chattanooga: RL leads, 2-0

## RHODE ISLAND (MSU leads, 1-0)

1972: MSU, 86-72 at Huntington, WV#  
# - Marshall Invitational  
At Neutral Sites: MSU leads, 1-0

## RHODES COLLEGE (MSU leads, 12-0)

1934: MSU, 67-26 at Memphis  
MSU, 64-25 at Memphis  
1935: MSU, 57-17 at Starkville  
MSU, 64-29 at Starkville  
1939: MSU, 30-28 at Starkville  
MSU, 38-28 at Starkville  
1941: MSU, 42-40 at Starkville  
MSU, 51-33 at Memphis  
1956: MSU, 76-63 at Starkville  
1957: MSU, 83-56 at Memphis  
1958: MSU, 97-75 at Starkville  
1959: MSU, 91-46 at Memphis  
At Starkville: MSU leads, 7-0  
At Memphis: MSU leads, 5-0

## RICE (MSU leads, 3-0)

1961: MSU, 68-60 at Houston  
1988: MSU, 72-68 at Houston  
1989: MSU, 63-61 at Starkville  
At Starkville: MSU leads, 1-0  
At Houston: MSU leads, 2-0

## RICHMOND (MSU leads, 2-1)

2001: UR, 83-72 at Starkville  
2002: MSU, 71-57 at Richmond  
MSU, 74-72 at Las Vegas, NV#  
# - Las Vegas Classic  
At Starkville: UR leads, 1-0  
At Richmond: MSU leads, 1-0  
At Neutral Sites: MSU leads, 1-0

## RIDER (MSU leads, 1-0)

1980: MSU, 72-64 at Mobile, AL#  
# - Senior Bowl Tournament  
At Neutral Sites: MSU leads, 1-0

## RUTGERS (RU leads, 1-0)

2000: RU, 74-69 at St. Charles, MO#  
# - USBWA Hoop & Quill Classic  
At Neutral Sites: RU leads, 1-0

## ST. JOSEPH'S (PA.) (SJU leads, 3-1)

1937: SJU, 36-28 at Philadelphia  
1938: SJU, 39-23 at Philadelphia  
1995: MSU, 76-66 at Casper, WY#  
1998: SJU, 65-58 at El Paso, TX@  
# - MiniMart/Gatorade Wyoming  
Cowboy Shootout  
@ - Sierra Providence Sun Classic  
At Philadelphia: SJU leads, 2-0  
At Neutral Sites: Tied, 1-1

## ST. LOUIS UNIVERSITY (SLU leads, 1-0)

1951: SLU, 63-46 at St. Louis  
At St. Louis: SLU leads, 1-0

## ST. MARY'S (CALIF.) (MSU leads, 1-0)

2005: MSU, 67-54 at New York, NY#  
# - Coaches vs. Cancer Classic  
At Neutral Sites: MSU leads, 1-0

## ST. PAUL'S COLLEGE (Tied, 1-1)

1915: SPC, 29-19 at Covington  
MSU, 32-22 at Covington  
At Covington: Tied, 1-1

## ST. STANISLAUS (MISS.) (MSU leads, 2-0)

1925: MSU, 22-11 at Bay St. Louis  
1927: MSU, 31-15 at Bay St. Louis  
At Bay St. Louis: MSU leads, 2-0

## ST. THOMAS (PA.) (ST leads, 1-0)

1938: ST, 35-34 at Scranton  
At Scranton: ST leads, 1-0

## SAM HOUSTON STATE (MSU leads, 1-0)

1999: MSU, 80-67 at Starkville  
At Starkville: MSU leads, 1-0

## SAMFORD (MSU leads, 25-6)

1920: MSU, 56-10 at Starkville  
MSU, 27-13 at Starkville  
HC, 26-23 at Birmingham  
1939: MSU, 31-29 at Starkville  
HC, 43-40 at Starkville  
1940: MSU, 45-36 at Starkville  
MSU, 38-32 at Starkville  
1941: MSU, 29-28 at Starkville  
HC, 29-26 at Starkville  
MSU, 48-37 at Birmingham  
1942: MSU, 29-26 at Starkville  
MSU, 36-32 at Starkville  
1947: MSU, 55-32 at Starkville  
HC, 41-39 at Birmingham  
1953: MSU, 81-56 at Starkville  
MSU, 91-87 at Birmingham  
1954: MSU, 87-60 at Starkville  
MSU, 72-67 at Birmingham  
1955: MSU, 78-55 at Birmingham  
MSU, 82-79 at Birmingham  
1956: MSU, 108-65 at Starkville  
1957: MSU, 106-70 at Starkville  
1958: MSU, 114-57 at Starkville  
1967: MSU, 96-65 at Starkville  
1968: SU, 66-63 at Birmingham  
1969: SU, 68-59 at Starkville  
1973: MSU, 86-61 at Starkville  
1974: MSU, 110-74 at Starkville  
1975: MSU, 91-80 at Birmingham  
1976: MSU, 77-57 at Starkville  
1992: MSU, 72-48 at Starkville  
At Starkville: MSU leads, 20-3  
At Birmingham: MSU leads, 5-3

## SAN JOSE STATE (Tied, 1-1)

1986: MSU, 75-65 at Indianapolis, IN#  
1987: SJSU, 62-56 at Portland, OR@  
# - Hoosier Classic  
@ - Far West Classic  
At Neutral Sites: Tied, 1-1



# NON-SEC SERIES RECORDS



## SANTA CLARA (MSU leads, 3-0)

1995: MSU, 75-67 at Boise, ID\$  
2004: MSU, 66-61 (ot) at Santa Clara  
2006: MSU, 82-69 (ot) at Starkville

\$ - NCAA West Regional

At Starkville: MSU leads, 1-0  
At Santa Clara: MSU leads, 1-0  
At Neutral Sites: MSU leads, 1-0

## UNIVERSITY OF THE SOUTH (MSU leads, 10-1)

1927: MSU, 53-10 at Starkville  
1932: MSU, 25-22 at Starkville  
1952: MSU, 71-46 at Starkville  
MSU, 73-67 at Sewanee  
1953: MSU, 60-53 at Starkville  
1954: MSU, 65-61 at Sewanee  
1955: MSU, 77-74 at Starkville  
1956: SC, 76-72 at Sewanee  
1971: MSU, 102-73 at Starkville  
1972: MSU, 69-48 at Sewanee  
1973: MSU, 83-65 at Starkville

At Starkville: MSU leads, 7-0  
At Sewanee: MSU leads, 3-1

## SOUTH ALABAMA (MSU leads, 9-0)

1970: MSU, 93-71 at Starkville  
1971: MSU, 50-38 at Mobile  
1972: MSU, 71-66 at Starkville  
1973: MSU, 72-67 (ot) at Mobile  
1979: MSU, 86-78 at Starkville  
2002: MSU, 73-66 at Starkville  
2003: MSU, 85-74 at Mobile  
2004: MSU, 71-62 at Starkville  
2005: MSU, 60-52 at Starkville

At Starkville: MSU leads, 6-0  
At Mobile: MSU leads, 3-0

## SOUTH CAROLINA STATE (MSU leads, 1-0)

2000: MSU, 88-58 at Starkville

At Starkville: MSU leads, 1-0

## SOUTH FLORIDA (MSU leads, 2-0)

1972: MSU, 90-77 at Tuscaloosa, AL\$  
1974: MSU, 86-81 at Starkville

# - Alabama Classic

At Starkville: MSU leads, 1-0  
At Neutral Sites: MSU leads, 1-0

## SOUTHEAST MISSOURI ST. (MSU leads, 1-0)

1985: MSU, 63-56 at Starkville

At Starkville: MSU leads, 1-0

## SOUTHEASTERN LOUISIANA (MSU leads, 15-1)

1958: MSU, 75-61 at Starkville  
1959: MSU, 94-72 at Starkville  
1960: MSU, 83-65 at Starkville  
1961: MSU, 77-55 at Starkville  
1962: MSU, 96-73 at Starkville  
1964: MSU, 113-73 at Starkville  
1988: MSU, 60-51 at Hammond  
1989: MSU, 113-61 at Starkville  
1994: MSU, 81-55 at Starkville  
1995: MSU, 106-67 at Starkville  
1996: MSU, 121-78 at Starkville  
1997: MSU, 77-63 at Starkville  
1999: MSU, 97-60 at Starkville  
2000: MSU, 70-56 at Starkville  
2001: MSU, 78-58 at Southaven, MS  
2006: SLU, 57-46 at Starkville

At Starkville: MSU leads, 13-1  
At Hammond: MSU leads, 1-0  
At Neutral Sites: MSU leads, 1-0

## SOUTHERN CALIFORNIA (MSU leads, 1-0)

1984: MSU, 57-55 at Los Angeles#

# - Winston Tire Classic

At Los Angeles: MSU leads, 1-0

## SOUTHERN ILLINOIS (MSU leads, 2-1)

1955: MSU, 72-59 at Carbondale  
1975: MSU, 81-75 at Terre Haute, IN#  
1993: SIU, 76-64 at San Juan, PR@

# - Indiana Hall of Fame Classic  
@ - San Juan Shootout

At Carbondale: MSU leads, 1-0  
At Neutral Sites: Tied, 1-1

## SIU-EDWARDSVILLE (MSU leads, 1-0)

1974: MSU, 86-81 at Starkville

At Starkville: MSU leads, 1-0

## SOUTHERN MISSISSIPPI (MSU leads, 14-4)

1927: MSU, 38-21 at Hattiesburg  
1930: MSU, 50-29 at Hattiesburg  
MSU, 31-16 at Hattiesburg  
1963: MSU, 62-52 at Jackson, MS  
1964: USM, 65-60 at Jackson, MS  
1967: MSU, 72-63 at Hattiesburg#  
1972: MSU, 77-73 at Tuscaloosa, AL@  
1977: MSU, 96-72 at Starkville  
1978: MSU, 82-79 at Biloxi, MS  
1979: MSU, 87-78 at Starkville  
1981: USM, 68-53 at Jackson, MS  
1983: MSU, 81-58 at Starkville  
1984: USM, 55-48 at Hattiesburg  
1985: MSU, 71-53 at Starkville  
1994: MSU, 62-58 at Starkville  
1995: USM, 66-64 at Biloxi, MS  
1996: MSU, 72-69(ot) at Hattiesburg  
2001: MSU, 75-68 at Starkville\$

# - USM Invitational  
@ - Alabama Classic  
\$ - TiVo National Invitation Tourney

At Starkville: MSU leads, 6-0  
At Hattiesburg: MSU leads, 5-1  
At Neutral Sites: Tied, 3-3

## SOUTHWEST MISSOURI ST. (MSU leads, 1-0)

1998: MSU, 79-68 at Fairbanks, AK#

# - Can You Score Top of the World Cl.

At Neutral Sites: MSU leads, 1-0

## SPRING HILL (MSU leads, 2-0)

1942: MSU, 47-31 at Starkville  
1961: MSU, 98-75 at Starkville

At Starkville: MSU leads, 2-0

## STANFORD (Tied, 1-1)

2000: SU, 76-56 at Oakland, CA#  
2005: MSU, 93-70 at Charlotte, NC\$

# - Pete Newell Challenge  
\$ - NCAA Austin Regional

At Neutral Sites: Tied, 1-1

## STETSON (MSU leads, 1-0)

1966: MSU, 87-76 at Starkville

At Starkville: MSU leads, 1-0

## SYRACUSE (SU leads, 3-0)

1978: SU, 76-66 at Albuquerque, NM#  
1996: SU, 77-69 at E. Rutherford, NJ\$  
2005: SU, 71-58 at New York, NY@

# - Lobo Invitational  
\$ - NCAA Final Four  
@ - Coaches vs. Cancer Classic

At Neutral Sites: SU leads, 3-0

## TAMPA (MSU leads, 2-0)

1956: MSU, 89-64 at Starkville  
1957: MSU, 113-87 at Tampa

At Starkville: MSU leads, 1-0  
At Tampa: MSU leads, 1-0

## TENNESSEE TECH (MSU leads, 4-0)

1991: MSU, 109-76 at Starkville  
1992: MSU, 90-84 at Cookeville  
1993: MSU, 110-65 at Starkville  
1998: MSU, 83-57 at Starkville

At Starkville: MSU leads, 3-0  
At Cookeville: MSU leads, 1-0

## TENNESSEE-MARTIN (MSU leads, 5-1)

1981: MSU, 87-62 at Starkville  
1982: UTM, 65-41 at Starkville  
1992: MSU, 86-54 at Starkville  
1998: MSU, 80-60 at Tupelo, MS  
1999: MSU, 85-67 at Starkville  
2004: MSU, 90-74 at Starkville

At Starkville: MSU leads, 4-1  
At Neutral Sites: MSU leads, 1-0

## TEXAS (UT leads, 4-3)

1961: UT, 93-82 at Houston, TX  
1973: MSU, 80-69 at Starkville  
1974: MSU, 87-82 at Austin  
1977: MSU, 91-89 (ot) at Starkville  
1978: UT, 81-69 at Austin  
1999: UT, 81-77 at Honolulu, HI#  
2002: UT, 68-64 at Dallas, TX\$

# - Outrigger Hotels Rainbow Classic  
\$ - NCAA Midwest Regional

At Starkville: MSU leads, 2-0  
At Austin: Tied, 1-1  
At Neutral Sites: UT leads, 3-0

## TEXAS A&M (Tied, 1-1)

1964: A&M, 58-54 at Houston, TX#  
1967: MSU, 62-49 at Hattiesburg, MS@

# - Bluebonnet Tournament  
@ - USM Invitational

At Neutral Sites: Tied, 1-1

## TEXAS CHRISTIAN (Tied, 1-1)

1989: TCU, 66-65 at Fort Worth  
1990: MSU, 64-60 at Starkville

At Starkville: MSU leads, 1-0  
At Fort Worth: TCU leads, 1-0

## TEXAS-PAN AMERICAN (MSU leads, 1-0)

1998: MSU, 90-60 at Starkville

At Starkville: MSU leads, 1-0

## TEXAS SOUTHERN (MSU leads, 1-0)

1997: MSU, 95-64 at Starkville

At Starkville: MSU leads, 1-0

## TROY (MSU leads, 7-0)

1960: MSU, 66-50 at Starkville  
1977: MSU, 87-69 at Starkville  
1981: MSU, 68-52 at Starkville  
1984: MSU, 77-49 at Starkville  
1994: MSU, 118-83 at Starkville  
1996: MSU, 123-73 at Starkville  
2006: MSU, 88-77 (ot) at Starkville

At Starkville: MSU leads, 7-0



# NON-SEC SERIES RECORDS

## TULANE (MSU leads, 54-37)

1909: TU, 19-16 at New Orleans  
 1914: MSU, 40-14 at Starkville  
 MSU, 35-14 at Starkville  
 1916: TU, 25-12 at New Orleans  
 TU, 20-16 at New Orleans  
 1920: MSU, 30-14 at New Orleans  
 1922: MSU, 49-36 at Starkville  
 MSU, 41-21 at Starkville  
 1923: TU, 45-34 at New Orleans  
 MSU, 30-27 at New Orleans  
 1924: MSU, 38-30 at Atlanta, GA!  
 1925: MSU, 29-27 at Starkville  
 TU, 35-15 at New Orleans  
 1926: MSU, 32-24 at New Orleans  
 TU, 31-27 at Starkville  
 1927: MSU, 32-18 at New Orleans  
 MSU, 23-16 at New Orleans  
 1928: MSU, 52-14 at Starkville  
 MSU, 36-18 at Starkville  
 1929: TU, 30-25 at New Orleans  
 TU, 27-18 at New Orleans  
 1930: MSU, 22-20 at Jackson, MS  
 TU, 22-19 at Jackson, MS  
 1932: MSU, 21-18 at New Orleans  
 MSU, 36-26 at New Orleans  
 1933: TU, 31-29 at New Orleans  
 MSU, 40-29 at New Orleans  
 1934: TU, 33-24 at New Orleans  
 MSU, 24-17 at New Orleans  
 1935: MSU, 53-31 at New Orleans  
 MSU, 41-40 at New Orleans  
 1936: MSU, 45-31 at Starkville  
 MSU, 45-32 at Starkville  
 1937: MSU, 33-23 at New Orleans  
 TU, 41-29 at New Orleans  
 1938: MSU, 41-36 at Starkville  
 TU, 36-34 at Starkville  
 1940: MSU, 54-38 at Starkville  
 1941: MSU, 42-35 at New Orleans  
 1942: MSU, 28-25 at Starkville  
 MSU, 32-31 at New Orleans  
 1943: MSU, 37-29 at Starkville  
 TU, 58-43 at New Orleans  
 1945: TU, 42-35 at Starkville  
 1946: TU, 66-50 at Starkville  
 TU, 58-52 at New Orleans  
 1947: TU, 44-32 at Starkville  
 TU, 57-52 at New Orleans  
 1948: TU, 70-47 at New Orleans  
 1949: TU, 69-47 at New Orleans  
 TU, 64-50 at Starkville  
 1950: MSU, 55-53 at Starkville  
 TU, 73-53 at New Orleans  
 MSU, 56-47 at Louisville, KY\*  
 1951: TU, 74-52 at Starkville  
 TU, 71-64 at New Orleans  
 1952: MSU, 68-60 at Starkville  
 TU, 71-58 at New Orleans  
 1953: MSU, 67-61 at Starkville  
 TU, 69-52 at New Orleans  
 1954: TU, 79-56 at New Orleans  
 TU, 59-53 at Starkville  
 1955: TU, 69-60 at Starkville  
 TU, 78-59 at New Orleans  
 1956: TU, 110-72 at New Orleans  
 TU, 83-78 at New Orleans  
 1957: MSU, 85-72 at Starkville  
 TU, 81-79 at New Orleans  
 1958: MSU, 71-63 at New Orleans  
 MSU, 74-62 at Starkville  
 1959: MSU, 55-46 at Starkville  
 MSU, 65-51 at New Orleans  
 1960: TU, 51-47 (ot) at New Orleans  
 MSU, 70-66 at Starkville

1961: MSU, 73-59 at Starkville  
 MSU, 62-57 at New Orleans  
 1962: MSU, 70-59 at New Orleans  
 MSU, 83-62 at Starkville  
 1963: MSU, 91-73 at Starkville  
 MSU, 78-67 at New Orleans  
 1964: MSU, 81-77 at New Orleans  
 MSU, 78-71 at Starkville  
 1965: TU, 73-70 at Starkville  
 MSU, 91-72 at New Orleans  
 1966: TU, 81-71 at New Orleans  
 MSU, 65-63 at Starkville  
 1983: MSU, 51-47 at New Orleans#  
 1994: MSU, 82-78 at Biloxi, MS  
 2001: MSU, 83-66 at Starkville  
 2002: MSU, 77-66 at New Orleans  
 2004: MSU, 72-50 at New Orleans#  
 ! - Southern Conference Tournament  
 \* - SEC Tournament  
 # - Sugar Bowl Classic

At Starkville: MSU leads, 26-10  
 At New Orleans: TU leads, 26-24  
 At Neutral Sites: MSU leads, 4-1

## TULSA (TU leads, 1-0)

2001: TU, 77-75 at Starkville\$  
 \$ - TiVo National Invitation Tourney  
 At Starkville: TU leads, 1-0

## UCLA (UCLA leads, 1-0)

1995: UCLA, 86-67 at Oakland, CA\$  
 \$ - NCAA West Regional  
 At Neutral Sites: UCLA leads, 1-0

## UNION (MSU leads, 12-0)

1911: MSU, 66-18 at Starkville  
 MSU, 32-12 at Starkville  
 1912: MSU, 66-18 at Starkville  
 MSU, 36-11 at Starkville  
 1913: MSU, 35-16 at Starkville  
 MSU, 41-15 at Starkville  
 1922: MSU, 30-16 at Jackson, TN  
 1957: MSU, 87-64 at Starkville  
 1958: MSU, 80-56 at Jackson, TN  
 1959: MSU, 121-78 at Starkville  
 1960: MSU, 88-68 at Starkville  
 1961: MSU, 115-59 at Starkville  
 At Starkville: MSU leads, 10-0  
 At Jackson: MSU leads, 2-0

## UTAH (MSU leads, 1-0)

1995: MSU, 78-64 at Boise, ID\$  
 \$ - NCAA West Regional  
 At Neutral Sites: MSU leads, 1-0

## VALPARAISO (VU leads, 1-0)

2000: VU, 68-59 at St. Charles, MO#  
 # - USBWA Hoop & Quill Classic  
 At Neutral Sites: VU leads, 1-0

## VERMONT (MSU leads, 1-0)

1978: MSU, 79-50 at Albuquerque, NM#  
 # - Lobo Invitational  
 At Neutral Sites: MSU leads, 1-0

## VILLANOVA (VU leads, 1-0)

1994: VU, 90-82 at Tempe, AZ#  
 # - ASU-Tribune Classic  
 At Neutral Sites: VU leads, 1-0

## VIRGINIA (MSU leads, 2-1)

1928: MSU, 44-28 at Atlanta, GA!  
 1964: UVA, 81-68 at Owensboro, KY#  
 1989: MSU, 86-84 at New Orleans@  
 ! - Southern Conference Tournament  
 # - All-American Tournament  
 @ - USF&G Sugar Bowl Classic  
 At Neutral Sites: MSU leads, 2-1

## VIRGINIA COMMONWEALTH (MSU leads, 1-0)

1996: MSU, 58-51 at Indianapolis, IN\$  
 \$ - NCAA Southeast Regional  
 At Neutral Sites: MSU leads, 1-0

## VIRGINIA TECH (VT leads, 6-2)

1960: VT, 82-61 at New Orleans, LA#  
 1963: VT, 82-65 at Blacksburg  
 1964: VT, 93-77 at Starkville  
 1965: VT, 104-75 at Blacksburg@  
 1966: VT, 79-59 at Blacksburg  
 1981: MSU, 68-61 at Starkville  
 1982: VT, 75-53 at Blacksburg  
 2005: MSU, 71-65 at New Orleans, LA&  
 # - Sugar Bowl Tournament  
 @ - Virginia Tech Invitational  
 & - Nokia Sugar Bowl Classic  
 At Starkville: Tied, 1-1  
 At Blacksburg: VT leads, 4-0  
 At Neutral Sites: Tied, 1-1

## WAKE FOREST (WFU leads, 3-1)

1956: WFU, 95-68 at Charlotte, NC#  
 1977: MSU, 88-83 at Norfolk, VA@  
 1985: WFU, 67-65 at El Paso, TX&  
 1997: WFU, 74-43 at Chicago, IL^  
 # - Carrousel Classic  
 @ - Old Dominion Classic  
 & - Sun Bowl Classic  
 ^ - DIRECTV Great Eight  
 At Neutral Sites: WFU leads, 3-1

## WASHINGTON (UW leads, 1-0)

1968: UW, 82-80 at Jacksonville, FL#  
 # - Gator Bowl Tournament  
 At Neutral Sites: UW leads, 1-0

## WASHINGTON (ST. LOUIS) (WU leads, 1-0)

1955: WU, 66-44 at St. Louis  
 At St. Louis: WU leads, 1-0

## WASHINGTON & LEE (MSU leads, 1-0)

1928: MSU, 44-24 at Atlanta, GA!  
 ! - Southern Conference Tournament  
 At Neutral Sites: MSU leads, 1-0

## WESTERN KENTUCKY (Tied, 2-2)

1941: WKU, 63-47 at Bowling Green  
 1960: WKU, 61-50 at New Orleans#  
 2000: MSU, 81-69 at Starkville  
 2004: MSU, 81-75 at Bowling Green  
 # - Sugar Bowl Tournament  
 At Starkville: MSU leads, 1-0  
 At Bowling Green: Tied, 1-1  
 At Neutral Sites: WKU leads, 1-0

## WESTERN NEW MEXICO (MSU leads, 1-0)

1988: MSU, 86-56 at Starkville  
 At Starkville: MSU leads, 1-0

## WICHITA STATE (WSU leads, 3-0)

1968: WSU, 97-67 at Wichita  
 1986: WSU, 64-57 at Wichita  
 1987: WSU, 61-48 at Starkville  
 At Starkville: WSU leads, 1-0  
 At Wichita: WSU leads, 2-0

## WYOMING (MSU leads, 1-0)

1995: MSU, 61-57 at Casper, WY#  
 # - MiniMart/Gatorade Wyoming Cowboy Shootout  
 At Neutral Sites: MSU leads, 1-0

## XAVIER (OHIO) (MSU leads, 4-1)

1963: MSU, 75-66 at New Orleans, LA#  
 2003: MSU, 71-61 at New York, NY  
 2004: MSU, 82-70 at Starkville  
 XU, 89-74 at Orlando, FL\$  
 2005: MSU, 80-74 at Cincinnati  
 # - Sugar Bowl Tournament  
 \$ - NCAA Atlanta Regional  
 At Starkville: MSU leads, 1-0  
 At Cincinnati: MSU leads, 1-0  
 At Neutral Sites: MSU leads, 2-1

# ALL-TIME RESULTS



**T.H. WERNER**

**5-5 (1 SEASON)**

Under the guidance of the school's first-ever basketball mentor, T.H. Werner, the 1908-09 Mississippi A&M roundball contingent reeled off five consecutive victories to tip off the 94-year history of collegiate hoops at Mississippi State University.

## 1908-09 (Won 5, Lost 5)

**Head Coach: T.H. Werner**

J. 1	COLUMBUS ATHLETIC CLUB	35-6	W
J. 22	BROWNSVILLE ATHLETIC CLUB	75-0	W
J. 24	at Columbus Athletic Club	61-1	W
J. 29	COLLEGE OF MEMPHIS	27-14	W
J. 30	COLLEGE OF MEMPHIS	25-8	W
F. 5	at Mississippi College	22-26	L
F. 6	at LSU	12-18	L
F. 8	at LSU	10-14	L
F. 9	at Tulane	16-19	L
F. 10	at New Orleans YMCA	20-22	L

## 1909-10 No TEAM



**W.D. CHADWICK**

**2-4 (1 SEASON)**

Though serving as Mississippi A&M's basketball coach for only one season, W.D. Chadwick did produce five straight winning football seasons (1909-13), in addition to serving as the school's head baseball coach for nine years (1910-18).

## 1910-11 (Won 2, Lost 4)

**Head Coach: W.D. Chadwick**

J. 27	MISSISSIPPI COLLEGE	15-23	L
J. 28	MISSISSIPPI COLLEGE	10-25	L
F. 7	LSU	17-33	L
F. 8	LSU	12-42	L
F. 16	UNION	66-18	W
F. 17	UNION	32-12	W



**E.C. HAYES**

**124-54 (12 SEASONS)**

Tops on Mississippi State's all-time overall winning percentage list (.697) for basketball success, E.C. Hayes helped lead the A&M roundballers to four Southern Conference titles and a 1923 SIAA Tournament crown during a 12-year coaching stint.

## 1911-12 (Won 9, Lost 0)

**Head Coach: E.C. Hayes**

**SOUTHERN CHAMPIONS**

J. 25	MISSISSIPPI COLLEGE	45-17	W
J. 26	MISSISSIPPI COLLEGE	30-20	W
F. 1	UNION	66-18	W
F. 2	UNION	36-11	W
F. 6	LSU	22-16	W
F. 7	LSU	21-11	W
F. 12	at Millsaps College	22-6	W
F. 14	at Mississippi College	25-17	W
F. 15	at Mississippi College	21-13	W

## 1912-13 (Won 11, Lost 1)

**Head Coach: E.C. Hayes**

**SOUTHERN CHAMPIONS**

J. 24	MILLSAPS COLLEGE	35-15	W
J. 25	MILLSAPS COLLEGE	21-24	L
J. 31	UNION	35-16	W
F. 1	UNION	41-15	W
F. 4	MISSISSIPPI COLLEGE	45-5	W
F. 5	MISSISSIPPI COLLEGE	43-15	W
F. 6	ALABAMA	26-21	W
F. 7	ALABAMA	21-16	W
F. 13	MERCER	28-10	W
F. 14	MERCER	29-22	W
F. 20	MARYVILLE COLLEGE	49-13	W
F. 21	MARYVILLE COLLEGE	35-18	W

## 1913-14 (Won 13, Lost 2)

**Head Coach: E.C. Hayes**

**SOUTHERN CHAMPIONS**

J. 14	MILLSAPS COLLEGE	63-8	W
J. 15	MILLSAPS COLLEGE	46-9	W
J. 30	MISSISSIPPI COLLEGE	42-9	W
J. 31	MISSISSIPPI COLLEGE	50-11	W
F. 7	at Millsaps College	66-23	W
F. 9	at Mississippi College	43-9	W
F. 10	at Mississippi College	22-12	W
F. 13	ALABAMA	31-42	L
F. 14	ALABAMA	26-42	L
F. 20	TULANE	40-14	W
F. 21	TULANE	35-14	W
F. 25	MISSISSIPPI	68-15	W
F. 26	MISSISSIPPI	84-18	W
F. 27	at Mississippi	12-10	W
F. 28	at Mississippi	20-8	W

## 1914-15 (Won 8, Lost 6)

**Head Coach: E.C. Hayes**

J. 14	MISSISSIPPI COLLEGE	50-0	W
J. 15	MISSISSIPPI COLLEGE	53-3	W
J. 22	AUBURN	44-16	W
J. 23	AUBURN	32-11	W
F. 5	ALABAMA	35-28	W
F. 6	ALABAMA	33-21	W
F. 10	at St. Paul's College	19-29	L
F. 11	at St. Paul's College	32-22	W
F. 12	at LSU	12-24	L
F. 13	at LSU	15-14	W
F. 19	at Alabama	25-28	L
F. 20	at Alabama	21-31	L
F. 22	at Auburn	18-19	L
F. 23	at Auburn	17-21	L

## 1915-16 (Won 11, Lost 5)

**Head Coach: E.C. Hayes**

**SOUTHERN CHAMPIONS**

J. 19	at Laurel YMCA	38-25	W
J. 20	at Tulane	12-25	L
J. 21	at Tulane	16-20	L
J. 22	LSU	21-31	L
J. 26	at Memphis YMCA	32-28	W
J. 27	at Mississippi	28-9	W
J. 28	at Mississippi	33-20	W
F. 1	CUMBERLAND	39-13	W
F. 2	CUMBERLAND	42-8	W
F. 4	at Alabama	12-26	L
F. 5	at Alabama	22-32	L
F. 7	LSU	23-17	W
F. 11	MILLSAPS COLLEGE	60-21	W
F. 12	MILLSAPS COLLEGE	41-15	W
F. 18	ALABAMA	28-21	W
F. 19	ALABAMA	37-23	W

## 1916-17 (Won 6, Lost 4)

**Head Coach: E.C. Hayes**

J. 26	at LSU	28-36	L
J. 27	at LSU	17-38	L
J. 29	at Mississippi College	28-17	W
J. 30	at Mississippi College	31-36	L
F. 5	MISSISSIPPI COLLEGE	18-8	W
F. 6	MISSISSIPPI COLLEGE	23-19	W
F. 16	MISSISSIPPI	35-20	W
F. 17	MISSISSIPPI	42-24	W
F. 23	at Mississippi	42-25	W
F. 24	at Mississippi	15-29	L

## 1917-18 No Team (World War I)

## 1918-19 (Won 4, Lost 3)

**Head Coach: E.C. Hayes**

J. 17	at Memphis YMCA	19-23	L
J. 18	at Jonesboro YMCA	25-46	L
J. 19	at Park Aviation Field	18-28	L
F. 7	at Mississippi	32-23	W
F. 8	at Mississippi	52-14	W
F. 28	at Mississippi College	39-23	W
M. 1	at Mississippi College	39-31	W



# ALL-TIME RESULTS

## 1919-20 (Won 12, Lost 5)

**Head Coach: E.C. Hayes**

J. 5	CHICAGO COLLEGE	20-22	L
J. 21	at Meridian College	48-31	W
J. 22	at Mobile YMCA	28-43	L
J. 23	at Tulane	30-14	W
J. 24	at LSU	12-27	L
F. 6	at Mississippi	10-23	L
F. 7	at Mississippi	21-15	W
F. 11	HOWARD COLLEGE	56-10	W
F. 12	HOWARD COLLEGE	27-13	W
F. 19	ALABAMA	23-10	W
F. 20	at Birmingham Athletic Club	37-23	W
F. 21	at Howard College	23-26	L
F. 23	Furman	69-26	W
F. 24	MISSISSIPPI COLLEGE	40-16	W
F. 25	MISSISSIPPI COLLEGE	25-23	W
F. 27	MISSISSIPPI	49-13	W
F. 28	MISSISSIPPI	30-12	W

## 1920-21 (Won 10, Lost 6)

**Head Coach: E.C. Hayes**

J. 21	MISSISSIPPI	33-12	W
J. 22	MISSISSIPPI	34-20	W
J. 28	MISSISSIPPI COLLEGE	46-16	W
J. 29	MISSISSIPPI COLLEGE	33-21	W
F. 2	at Mississippi	13-17	L
F. 3	at Mississippi	13-23	L
F. 4	at Memphis YMCA	18-24	L
F. 5	at Pine Bluff YMCA	15-18	L
F. 9	ALABAMA	25-18	W
F. 10	ALABAMA	26-15	W
F. 17	at Alabama	23-16	W
F. 18	at Alabama	35-13	W
F. 19	at Birmingham Athletic Club	26-36	L
F. 25	Furman@	41-7	W
F. 26	Millsaps College@	25-11	W
F. 28	Kentucky@	14-28	L

@ SIAA Tournament - Atlanta, GA

## 1921-22 (Won 12, Lost 10)

**Head Coach: E.C. Hayes**

D. 28	at Pine Bluff YMCA	22-32	L
D. 29	at Pine Bluff YMCA	25-26	L
D. 30	at Memphis YMCA	11-26	L
D. 31	at Birmingham Athletic Club	15-35	L
J. 6	BAYLOR	42-26	W
J. 7	BAYLOR	45-15	W
J. 13	at Mississippi College	26-6	W
J. 14	at Mississippi College	25-11	W
J. 20	MISSISSIPPI COLLEGE	21-11	W
J. 21	MISSISSIPPI COLLEGE	46-8	W
J. 24	at Union	30-16	W
J. 25	at Vanderbilt	18-22	L
J. 26	at Kentucky	21-28	L
J. 27	at Alabama	10-43	L
J. 28	at Alabama	11-30	L
F. 3	at Mississippi	30-27	W
F. 4	at Mississippi	27-24	W
F. 8	TULANE	49-36	W
F. 9	TULANE	41-21	W
F. 17	MISSISSIPPI	25-27	L
F. 18	MISSISSIPPI	48-17	W
F. 25	Georgia Tech@	30-34	L

@ SIAA Tournament - Atlanta, GA

## 1922-23 (Won 15, Lost 4)

**Head Coach: E.C. Hayes**

### SIAA TOURNAMENT CHAMPIONS

J. 16	at LSU	36-25	W
J. 17	at LSU	35-20	W
J. 18	at Tulane	34-45	L
J. 19	at Tulane	30-27	W
J. 22	MILLSAPS COLLEGE	32-13	W
J. 23	MILLSAPS COLLEGE	20-27	L
J. 27	VANDERBILT	27-34	L
F. 5	MISSISSIPPI	29-14	W
F. 6	MISSISSIPPI	23-18	W
F. 8	MISSISSIPPI COLLEGE	30-18	W
F. 12	at Mississippi	28-26	W
F. 13	at Mississippi	27-30	L
F. 14	at Memphis YMCA	32-22	W
F. 19	GEORGIA TECH	45-31	W
F. 24	ALABAMA	47-31	W
F. 28	Furman@	47-23	W
M. 1	Mississippi@	33-26	W
M. 2	Georgia Tech@	25-19	W
M. 3	Chattanooga@	33-21	W

@ SIAA Tournament - Atlanta, GA

## 1923-24 (Won 13, Lost 8)

**Head Coach: E.C. Hayes**

J. 4	at Memphis YMCA	20-21	L
J. 5	at Birmingham Athletic Club	39-28	W
J. 7	at Alabama	29-23	W
J. 11	at Vanderbilt	23-24	L
J. 12	at Nashville Ramblers	28-32	L
J. 14	at Kentucky	17-16	W
J. 15	at Tennessee	17-20	L
J. 21	MILLSAPS COLLEGE	37-21	W
J. 30	TENNESSEE	48-26	W
F. 2	at Georgia Tech	40-32	W
F. 4	at Mercer	22-24	L
F. 5	at Atlanta Athletic Club	42-33	W
F. 13	LSU	34-29	W
F. 14	LSU	54-34	W
F. 16	GEORGIA TECH	51-28	W
F. 19	ALABAMA	28-45	L
F. 21	at Mississippi	27-29	L
F. 23	MISSISSIPPI	47-42	W
F. 29	Tennessee#	33-18	W
M. 1	Tulane#	38-30	W
M. 3	North Carolina#	23-33	L

# Southern Conference Tournament - Atlanta, GA

## MILESTONE WINS IN MSU HOOPS HISTORY

Win	Opponent (Date)	Score
1	COLUMBUS ATH. CLUB (1-1-09)	35-6
100	at Mississippi (2-4-22)	27-24
200	at State Teachers College (1-12-30)	31-16
300	SPRING HILL (1-8-42)	47-31
400	at Howard College (12-17-54)	82-79
500	at Delta State (1-28-61)	99-77
600	MEMPHIS STATE (12-11-67)	71-66
700	KENTUCKY WESLEYAN (11-27-76)	89-49
800	NORTH ALABAMA (12-17-83)	70-64
900	DRAKE (12-10-91)	79-50
1000	at LSU (1-29-97)	68-60
1100	JACKSON STATE (12-4-02)	71-56



## K.P. GATCHELL

**14-9 (1 SEASON)**

Having twice earned Southern Conference All-Tournament honors as a four-year A&M basketball letterman, K.P. Gatchell

directed the 1924-25 hoops contingent to a 14-9 record in his lone season as the school's head coach.

## 1924-25 (Won 14, Lost 9)

**Head Coach: K.P. Gatchell**

D. 18	BAYLOR	30-15	W
D. 19	at Meridian All-Stars	65-8	W
D. 20	at St. Stanislaus	22-11	W
D. 22	at Hattiesburg YMCA	22-19	W
D. 23	at Laurel YMCA	30-25	W
J. 3	at Albany YMCA	23-40	L
J. 4	at Atlanta Athletic Club	25-29	L
J. 5	at Macon YMCA	26-24	W
J. 6	at Fort Benning	41-38	W
J. 7	at Birmingham Athletic Club	34-23	W
J. 12	MISSISSIPPI COLLEGE	33-32	W
J. 13	MISSISSIPPI COLLEGE	33-35	L
J. 15	TULANE	29-27	W
J. 20	at Memphis YMCA	33-41	L
J. 24	MEMPHIS YMCA	28-24	W
J. 31	at Alabama	28-36	L
F. 2	at Tulane	15-35	L
F. 3	at LSU	17-24	L
F. 6	VANDERBILT	29-20	W
F. 9	MISSISSIPPI	34-30	W
F. 14	ALABAMA	26-33	L
F. 20	at Mississippi	38-28	W
M. 2	Kentucky#	26-31	L

# Southern Conference Tournament - Atlanta, GA



## BERNIE BIERMAN

**31-15 (2 SEASONS)**

After pacing Mississippi A&M to records of 14-8 and 17-7 during his brief two-year coaching stay, Bernie Bierman later

returned to his alma mater to direct the University of Minnesota football team to five national championships.

## 1925-26 (Won 14, Lost 8)

**Head Coach: Bernie Bierman**

D. 22	at Memphis YMCA	31-32	L
D. 23	at Chevrolet All-Stars	17-26	L
J. 5	at Birmingham YMHA	44-13	W
J. 9	BIRMINGHAM-SOUTHERN	29-7	W
J. 14	at Mississippi College	36-37	L
J. 15	at Millsaps College	36-14	W
J. 16	at Tulane	32-24	W
J. 20	VANDERBILT	36-27	W
J. 23	at Mississippi	20-33	L
J. 30	MERCER	35-30	W
F. 4	at Birmingham Athletic Club	31-32	L
F. 5	at Vanderbilt	20-21	L
F. 6	at Georgia Tech	31-20	W
F. 13	TULANE	27-31	L
F. 15	MISSISSIPPI COLLEGE	34-32	W
F. 16	MISSISSIPPI COLLEGE	29-22	W
F. 22	ALABAMA	34-21	W

# ALL-TIME RESULTS



F. 24	at Alabama	28-27	W
F. 26	Maryland#	22-19	W
F. 27	North Carolina State#	32-29	W
M. 1	Kentucky#	31-26	W
M. 2	North Carolina#	23-38	L
# Southern Conference Tournament - Atlanta, GA			

## 1926-27 (Won 17, Lost 7)

**Head Coach: Bernie Bierman**

D. 18	at State Teachers College	38-21	W
D. 20	at St. Stanislaus	31-15	W
D. 21	at Loyola (New Orleans)	38-15	W
D. 22	at Mobile YMCA	26-17	W
D. 23	at Meridian All-Stars	52-17	W
J. 5	SEWANEE	53-10	W
J. 10	at Auburn	34-31	W
J. 11	at Auburn	24-27	L
J. 12	at Birmingham Athletic Club	22-21	W
J. 14	MILLSAPS COLLEGE	28-23	W
J. 15	MILLSAPS COLLEGE	38-24	W
J. 20	at Mississippi College	27-21	W
J. 21	at Tulane	32-18	W
J. 22	at Tulane	23-16	W
J. 29	VANDERBILT	34-36	L
F. 4	MISSISSIPPI	36-22	W
F. 5	MISSISSIPPI	30-24	W
F. 7	at Mississippi	28-31	L
F. 8	at Mississippi	19-26	L
F. 12	BIRMINGHAM ATHLETIC CLUB	38-33	W
F. 14	MISSISSIPPI COLLEGE	28-44	L
F. 15	ALABAMA	40-24	W
F. 18	at Alabama	11-22	L
F. 25	Georgia Tech#	24-40	L
# Southern Conference Tournament - Atlanta, GA			



### RAY G. DAUBER

**37-53 (5 SEASONS)**

During Ray G. Dauber's five-year association as the school's head basketball coach, Mississippi A&M became Mississippi State

College in February 1932, and would later that year become one of the 13 charter members of the Southeastern Conference.

## 1927-28 (Won 13, Lost 7)

**Head Coach: Ray G. Dauber**

D. 16	BIRMINGHAM BOYS CLUB	19-20	L
D. 17	BIRMINGHAM BOYS CLUB	27-32	L
D. 31	at Memphis YMCA	30-20	W
J. 6	TULANE	52-14	W
J. 7	TULANE	36-18	W
J. 13	at Mississippi College	26-34	L
J. 14	at Mississippi College	21-38	L
J. 20	at Vanderbilt	44-38	W
J. 21	at The Rail Lites	25-45	L
J. 27	LSU	46-26	W
J. 28	LSU	29-23	W
F. 6	at Mississippi	38-30	W
F. 7	at Mississippi	29-27	W
F. 12	at Alabama	28-29	L
F. 18	ALABAMA	26-21	W
F. 20	MISSISSIPPI	45-34	W
F. 21	MISSISSIPPI	40-36	W
F. 24	Washington & Lee#	44-24	W
F. 25	Virginia#	44-28	W
F. 27	Auburn#	34-42	L
# Southern Conference Tournament - Atlanta, GA			

## 1928-29 (Won 8, Lost 15)

**Head Coach: Ray G. Dauber**

D. 20	at Nashville Ramblers	14-26	L
D. 21	at The Rail Lites	20-44	L
D. 22	at Birmingham YMCA	18-32	L
J. 4	at Memphis YMCA	28-19	W
J. 5	at Memphis YMCA	26-27	L
J. 11	MISSISSIPPI COLLEGE	28-31	L
J. 12	MISSISSIPPI COLLEGE	21-24	L
J. 19	at Tulane	25-30	L
J. 20	at Tulane	18-27	L
J. 22	Mississippi College (@ Jackson)	26-14	W
J. 23	at Mississippi College	25-23	W
J. 26	VANDERBILT	47-32	W
F. 2	KENTUCKY	23-25	L
F. 3	Kentucky (@ Jackson)	14-32	L
F. 4	at LSU	26-16	W
F. 5	at LSU	29-39	L
F. 8	MISSISSIPPI	32-30	W
F. 9	MISSISSIPPI	28-26	W
F. 15	at Mississippi	21-37	L
F. 16	at Mississippi	27-41	L
F. 23	at Alabama	28-30	L
F. 25	ALABAMA	22-21	W
M. 1	North Carolina#	18-43	L
# Southern Conference Tournament - Atlanta, GA			

## 1929-30 (Won 5, Lost 8)

**Head Coach: Ray G. Dauber**

J. 10	at Meridian All-Stars	43-17	W
J. 11	at State Teachers College	50-29	W
J. 12	at State Teachers College	31-16	W
J. 17	Tulane (@ Jackson)	22-20	W
J. 18	Tulane (@ Jackson)	19-22	L
J. 24	at Kentucky	17-38	L
J. 25	at Kentucky	14-20	L
F. 1	LSU (@ Meridian)	24-30	L
F. 7	Mississippi (@ Greenwood)	26-30	L
F. 8	Mississippi (@ Greenwood)	19-23	L
F. 11	at Mississippi	31-38	L
F. 12	at Mississippi	28-27	W
F. 21	at Alabama	22-26	L

## 1930-31 NO TEAM

## 1931-32 (Won 5, Lost 10)

**Head Coach: Ray G. Dauber**

J. 15	at Tulane	21-18	W
J. 16	at Tulane	36-26	W
J. 18	at LSU	29-28	W
J. 19	at LSU	15-40	L
J. 25	LSU	26-30	L
J. 26	LSU	29-33	L
F. 5	at Mississippi	19-37	L
F. 6	at Mississippi	25-31	L
F. 12	SEWANEE	25-22	W
F. 13	MISSISSIPPI COLLEGE	27-20	W
F. 17	ALABAMA	25-26	L
F. 19	MISSISSIPPI	25-35	L
F. 20	MISSISSIPPI	26-38	L
F. 22	at Alabama	23-30	L
F. 26	Georgia#	26-48	L
# Southern Conference Tournament - Atlanta, GA			

## 1932-33 (Won 6, Lost 13; 3-9 SEC)

**Head Coach: Ray G. Dauber**

J. 6	MISSISSIPPI COLLEGE	26-46	L
J. 7	MISSISSIPPI COLLEGE	43-24	W
J. 11	+LSU	28-32	L
J. 12	+LSU	26-49	L
J. 17	+at LSU	40-45	L
J. 18	+at LSU	33-37	L
J. 20	+at Tulane	29-31	L
J. 21	+at Tulane	40-29	W
F. 3	at Mississippi College	40-41	L
F. 4	at Mississippi College	31-40	L
F. 6	+ALABAMA	36-38	L
F. 10	+MISSISSIPPI	40-36	W
F. 11	+MISSISSIPPI	32-25	W
F. 17	+at Mississippi	49-50	L
F. 18	+at Mississippi	27-41	L
F. 20	+at Alabama	16-41	L
F. 25	Alabama*	30-25	W
F. 27	Vanderbilt*	48-36	W
F. 28	Kentucky*	27-46	L
* SEC Tournament - Atlanta, GA			



### EDWIN (GOAT) HALE

**20-17 (2 SEASONS)**

Along with directing the Mississippi State roundball squad for two seasons, Edwin "Goat" Hale was an assistant football coach for the 1936 State gridiron unit that played Duquesne in the Orange Bowl.

## 1933-34 (Won 8, Lost 11; 4-8 SEC)

**Head Coach: Edwin (Goat) Hale**

J. 9	+LSU	47-46	W
J. 10	+LSU	23-48	L
J. 12	at Mississippi College	25-47	L
J. 13	at Mississippi College	29-27	W
J. 16	at Southwestern	67-26	W
J. 17	at Southwestern	64-25	W
J. 29	+ALABAMA	24-37	L
F. 2	+MISSISSIPPI	41-25	W
F. 3	+MISSISSIPPI	22-29	L
F. 5	+at Tulane	24-33	L
F. 6	+at Tulane	24-17	W
F. 8	+at LSU	39-54	L
F. 9	+at LSU	30-61	L
F. 13	MISSISSIPPI COLLEGE	34-38	L
F. 14	MISSISSIPPI COLLEGE	34-28	W
F. 16	+at Alabama	28-29	L
F. 19	+at Mississippi	29-24	W
F. 20	+at Mississippi	35-36	L
F. 24	Alabama*	25-37	L
* SEC Tournament - Atlanta, GA			



# ALL-TIME RESULTS

## 1934-35 (Won 12, Lost 6; 5-5 SEC)

**Head Coach: Edwin (Goat) Hale**

J. 12	AMORY INDEPENDENTS	58-21	W
J. 14	SOUTHWESTERN	57-17	W
J. 15	SOUTHWESTERN	64-29	W
F. 1	MISSISSIPPI COLLEGE	43-37	W
F. 2	MISSISSIPPI COLLEGE	26-34	L
F. 5	DELTA STATE TEACHERS	48-29	W
F. 8	+MISSISSIPPI	55-37	W
F. 9	+MISSISSIPPI	61-31	W
F. 10	at Mississippi College	44-42	W
F. 11	at Mississippi College	33-24	W
F. 13	+at LSU	31-67	L
F. 14	+at LSU	39-46	L
F. 15	+at Tulane	53-31	W
F. 16	+at Tulane	41-40	W
F. 22	+at Alabama	22-30	L
F. 23	+ALABAMA	45-41	W
F. 25	+at Mississippi	33-35	L
F. 26	+at Mississippi	38-40	L



### FRANK CARIDEO

**43-39 (4 SEASONS)**

A graduate of Notre Dame, Frank Carideo guided Mississippi State's basketball teams for four seasons, while also serving as an assistant football coach on the staffs of Ralph Sasse and Spike Nelson.

## 1935-36 (Won 11, Lost 6; 9-5 SEC)

**Head Coach: Frank Carideo**

D. 18	OGLETHORPE	57-23	W
D. 19	OGLETHORPE	47-26	W
J. 10	+FLORIDA	53-31	W
J. 11	+FLORIDA	36-22	W
J. 13	+LSU	49-38	W
J. 14	+LSU	30-32	L
J. 29	+ALABAMA	33-20	W
F. 7	+MISSISSIPPI	42-48	L
F. 8	+MISSISSIPPI	39-38	W
F. 10	+at LSU	37-43	L
F. 11	+at LSU	40-45	L
F. 13	+TULANE	45-31	W
F. 14	+TULANE	45-32	W
F. 20	+at Mississippi	51-43	W
F. 21	+at Mississippi	41-32	W
F. 24	+at Alabama	19-54	L
F. 29	Kentucky*	39-41	L

\* SEC Tournament - Knoxville, TN

## 1936-37 (Won 15, Lost 9; 6-7 SEC)

**Head Coach: Frank Carideo**

D. 12	MISSISSIPPI COLLEGE	36-25	W
D. 14	MILLSAPS COLLEGE	32-16	W
J. 8	+at Florida	27-25	W
J. 9	+at Florida	33-16	W
J. 11	at Duke	33-29	W
J. 12	at St. Joseph's (Pa.)	28-36	L
J. 13	at Catholic University	41-28	W
J. 16	+LSU	53-36	W
F. 4	LOYOLA (NEW ORLEANS)	59-44	W
F. 5	LOYOLA (NEW ORLEANS)	37-25	W

F. 6	MILLSAPS COLLEGE	49-27	W
F. 9	+MISSISSIPPI	36-40	L
F. 10	+MISSISSIPPI	43-34	W
F. 12	+at Tulane	33-23	W
F. 13	+at Tulane	29-41	L
F. 15	+at LSU	41-42	L
F. 16	+at LSU	39-38	W
F. 17	at Mississippi College	46-42	W
F. 18	MEXICO CITY YMCA	41-16	W
F. 19	+ALABAMA	20-32	L
F. 20	+at Alabama	25-38	L
F. 22	+at Mississippi	34-36	L
F. 23	+at Mississippi	42-50	L
F. 26	Georgia Tech*	30-43	L

\* SEC Tournament - Knoxville, TN

## 1937-38 (Won 9, Lost 12; 7-9 SEC)

**Head Coach: Frank Carideo**

D. 14	DELTA STATE TEACHERS	51-35	W
D. 30	at St. Joseph's (Pa.)	23-39	L
J. 1	at St. Thomas (Pa.)	34-35	L
J. 4	at Duke	25-23	W
J. 5	+at Tennessee	35-31	W
J. 8	+TENNESSEE	34-31	W
J. 11	+Mississippi (@ Meridian)	37-49	L
J. 12	+Mississippi (@ Jackson)	58-45	W
J. 31	+at LSU	33-38	L
F. 1	+at LSU	22-31	L
F. 4	+MISSISSIPPI	43-41	W
F. 5	+MISSISSIPPI	44-45	L
F. 11	+TULANE	41-36	W
F. 12	+TULANE	34-36	L
F. 14	+LSU	44-66	L
F. 15	+LSU	63-46	W
F. 18	+at Mississippi	38-70	L
F. 19	+at Mississippi	45-59	L
F. 22	+at Alabama	35-37	L
F. 26	+ALABAMA	44-37	W
M. 3	Tennessee*	34-41	L

\* SEC Tournament - Baton Rouge, LA

## 1938-39 (Won 8, Lost 12; 5-10 SEC)

**Head Coach: Frank Carideo**

D. 13	HOWARD COLLEGE	31-29	W
D. 14	HOWARD COLLEGE	40-43	L
J. 6	+Mississippi (@ Meridian)	39-40	L
J. 7	+Mississippi (@ Jackson)	37-33	W
J. 11	SOUTHWESTERN	30-28	W
J. 12	SOUTHWESTERN	38-28	W
J. 14	+TENNESSEE	24-23	W
J. 30	+LSU	32-48	L
J. 31	+LSU	31-29	W
F. 3	+at LSU	45-47	L
F. 4	+at LSU	33-54	L
F. 9	+at Mississippi	43-44	L
F. 10	+at Mississippi	30-33	L
F. 13	+at Kentucky	28-39	L
F. 14	+at Tennessee	30-42	L
F. 20	+ALABAMA	26-38	L
F. 23	+MISSISSIPPI	39-36	W
F. 24	+MISSISSIPPI	51-27	W
F. 27	+at Alabama	36-49	L
M. 1	Vanderbilt*	40-73	L

\* SEC Tournament - Knoxville, TN



### STANFIELD HITT

**68-69 (7 SEASONS)**

Under the direction of Stanfield "Dick" Hitt, Mississippi State began the decade of the 1940s with four consecutive winning basketball seasons prior to the start of World War II.

## 1939-40 (Won 9, Lost 6; 4-5 SEC)

**Head Coach: Stanfield "Dick" Hitt**

J. 5	HOWARD COLLEGE	45-36	W
J. 6	HOWARD COLLEGE	38-32	W
J. 13	+LSU	49-37	W
J. 27	at Millsaps College	38-28	W
J. 29	+at LSU	42-55	L
J. 30	at Mississippi College	58-47	W
F. 1	MISSISSIPPI COLLEGE	73-53	W
F. 5	+Mississippi (@ Vicksburg)	50-46	W
F. 6	+MISSISSIPPI	47-35	W
F. 10	+TULANE	54-38	W
F. 11	+at Kentucky	37-45	L
F. 17	+at Mississippi	51-64	L
F. 20	+at Alabama	26-34	L
F. 23	+ALABAMA	33-34	L
F. 28	Vanderbilt*	36-46	L

\* SEC Tournament - Knoxville, TN

## 1940-41 (Won 12, Lost 10; 6-6 SEC)

**Head Coach: Stanfield "Dick" Hitt**

D. 11	MISSISSIPPI COLLEGE	38-34	W
D. 13	HOWARD COLLEGE	29-28	W
D. 14	HOWARD COLLEGE	26-29	L
D. 16	SOUTHWESTERN	42-40	W
D. 20	+FLORIDA	30-53	L
J. 7	+at Mississippi	30-35	L
J. 8	+MISSISSIPPI	30-23	W
J. 11	+LSU	35-26	W
J. 20	at Southwestern	51-33	W
J. 21	at Murray State	36-56	L
J. 22	at Western Kentucky	47-63	L
J. 24	+at Tennessee	28-37	L
J. 25	at Howard College	48-37	W
J. 30	+ALABAMA	31-30	W
F. 5	+at Auburn	48-44	W
F. 7	Miss. College (@ Vicksburg)	63-45	W
F. 8	+at LSU	37-39	L
F. 10	+at Tulane	42-35	W
F. 18	+at Mississippi	40-41	L
F. 19	+MISSISSIPPI	33-20	W
F. 21	+at Alabama	28-32	L
F. 27	Tennessee*	29-35	L

\* SEC Tournament - Louisville, KY

## 1941-42 (Won 13, Lost 7; 9-6 SEC)

**Head Coach: Stanfield "Dick" Hitt**

D. 15	HOWARD COLLEGE	29-26	W
D. 16	HOWARD COLLEGE	36-32	W
D. 18	+AUBURN	29-39	L
J. 8	SPRING HILL	47-31	W
J. 10	+LSU	43-41	W
J. 12	+TULANE	28-25	W
J. 21	MISSISSIPPI COLLEGE	43-25	W



# ALL-TIME RESULTS



J. 23	+at Tulane	32-31	W
J. 24	+at LSU	40-51	L
F. 2	+MISSISSIPPI	31-33	L
F. 4	+at Mississippi	52-37	W
F. 6	+VANDERBILT	38-41	L
F. 13	+at Alabama	27-37	L
F. 14	+at Auburn	41-40	W
F. 16	+at Florida	47-48	L
F. 17	+at Florida	48-31	W
F. 19	+ALABAMA	33-32	W
F. 21	+MISSISSIPPI	37-30	W
F. 23	+at Mississippi	42-34	W
F. 27	Tennessee*	40-50	L

\* SEC Tournament - Louisville, KY

## 1942-43 (Won 14, Lost 8; 13-7 SEC)

**Head Coach: Stanfield "Dick" Hitt**

D. 11	+AUBURN	41-35	W
D. 12	+AUBURN	36-26	W
D. 14	+FLORIDA	43-36	W
D. 15	+FLORIDA	33-29	W
D. 17	+at Auburn	38-37	W
D. 18	+at Auburn	44-40	W
J. 8	+TENNESSEE	33-35	L
J. 9	+LSU	48-40	W
J. 12	+TULANE	37-29	W
J. 20	+at LSU	40-61	L
J. 21	+at Tulane	43-58	L
J. 30	+VANDERBILT	45-40	W
F. 6	+at Tennessee	36-42	L
F. 8	+at Vanderbilt	35-45	L
F. 12	+at Mississippi	51-52	L
F. 13	+at Mississippi	54-43	W
F. 16	+ALABAMA	49-41	W
F. 19	+MISSISSIPPI	51-39	W
F. 20	+MISSISSIPPI	46-45	W
F. 22	+at Alabama	37-47	L
F. 26	Georgia Tech*	48-41	W
F. 27	Kentucky*	43-52	L

\* SEC Tournament - Louisville, KY

## 1943-44 NO TEAM (WORLD WAR II)

## 1944-45 (Won 5, Lost 13; 2-9 SEC)

**Head Coach: Stanfield "Dick" Hitt**

J. 9	MISSISSIPPI COLLEGE	32-30	W
J. 10	MISSISSIPPI COLLEGE	19-30	L
J. 12	+TENNESSEE	26-41	L
J. 15	+LSU	47-39	W
J. 16	+TULANE	35-42	L
J. 25	COLUMBUS AFB	55-28	W
J. 26	+at Mississippi College	32-46	L
J. 27	+at Mississippi College	34-45	L
J. 29	+at LSU	27-62	L
F. 1	COLUMBUS AFB	38-28	W
F. 3	+at Tennessee	27-44	L
F. 5	+at Alabama	36-55	L
F. 9	+MISSISSIPPI	44-37	W
F. 10	+MISSISSIPPI	24-61	L
F. 15	+at Mississippi	36-41	L
F. 16	+at Mississippi	32-45	L
F. 24	+ALABAMA	38-57	L
M. 1	Georgia Tech*	33-60	L

\* SEC Tournament - Louisville, KY

## 1945-46 (Won 5, Lost 14; 3-13 SEC)

**Head Coach: Stanfield "Dick" Hitt**

D. 10	+at Auburn	47-55	L
D. 11	+at Auburn	26-37	L
J. 11	+LSU	30-54	L
J. 16	+TENNESSEE	27-52	L
J. 18	+TULANE	50-66	L
F. 4	+at Columbus AFB	47-41	W
F. 5	+at Columbus AFB	62-40	W
F. 6	+ALABAMA	29-34	L
F. 8	+at LSU	31-73	L
F. 9	+at Tulane	52-58	L
F. 11	+at Tennessee	31-38	L
F. 12	+at Mississippi	44-58	L
F. 13	+at Mississippi	40-45	L
F. 15	+AUBURN	30-40	L
F. 16	+AUBURN	39-31	W
F. 19	+MISSISSIPPI	50-43	W
F. 20	+MISSISSIPPI	54-34	W
F. 23	+at Alabama	40-48	L
F. 28	Georgia*	44-45	L

\* SEC Tournament - Louisville, KY

## 1946-47 (Won 10, Lost 11; 4-9 SEC)

**Head Coach: Stanfield "Dick" Hitt**

D. 6	+TULANE	32-44	L
D. 7	HOWARD COLLEGE	55-32	W
D. 13	+FLORIDA	55-24	W
D. 14	+AUBURN	61-35	W
D. 16	MISSISSIPPI COLLEGE	58-34	W
D. 18	+at Howard College	39-41	L
J. 10	+TENNESSEE	34-35	L
J. 11	+LSU	57-61	L
J. 15	+MISSISSIPPI	53-31	W
J. 18	CHATTANOOGA	52-31	W
J. 30	+at Alabama	42-56	L
J. 31	+at Chattanooga	58-52	W
F. 1	+at Tennessee	36-65	L
F. 3	+at Vanderbilt	44-64	L
F. 7	+at Memphis State	51-38	W
F. 13	+at Tulane	52-57	L
F. 14	+at LSU	49-64	L
F. 15	+at Mississippi College	82-48	W
F. 18	+at Mississippi	49-59	L
F. 22	+ALABAMA	37-34	W
F. 27	Georgia Tech*	52-65	L

\* SEC Tournament - Louisville, KY

## MISSISSIPPI STATE IN FINAL NATIONAL RANKINGS

Season	Coach	W-L	Final Ranking
1956-57	Babe McCarthy	17-8	#15 AP
1957-58	Babe McCarthy	20-5	#15 AP
1958-59	Babe McCarthy	24-1	#3 AP; #T6 UPI
1961-62	Babe McCarthy	24-1	#4 AP; #4 UPI
1962-63	Babe McCarthy	22-6	#6 AP; #7 UPI
1990-91	Richard Williams	20-9	#21 AP; #18 UPI
1994-95	Richard Williams	22-8	#18 AP; #12 CNN
1995-96	Richard Williams	26-8	#19 AP; #4 CNN
2001-02	Rick Stansbury	27-8	#17 AP; #21 ESPN
2002-03	Rick Stansbury	21-10	#20 AP
2003-04	Rick Stansbury	26-4	#8 AP; #13 ESPN



### PAUL GREGORY

**58-100 (8 SEASONS)**

After an eight-year stint as the school's basketball coach, Paul Gregory later piloted the Mississippi State baseball program to four Southeastern Conference titles and subsequent NCAA regional appearances during a successful 18-year career on the diamond.

## 1947-48 (Won 6, Lost 12; 6-10 SEC)

**Head Coach: Paul Gregory**

D. 5	+VANDERBILT	51-45	W
D. 6	+at Auburn	49-35	W
D. 8	+at Florida	47-53	L
J. 10	+at Vanderbilt	48-51	L
J. 12	+at Tennessee	57-64	L
J. 23	LOUISIANA TECH	43-53	L
J. 24	+TULANE	33-53	L
J. 30	+ALABAMA	32-31	W
J. 31	+LSU	53-49	W
F. 2	+TENNESSEE	46-47	L
F. 6	+MISSISSIPPI	47-43	W
F. 7	+MISSISSIPPI	45-42	W
F. 13	+at LSU	40-65	L
F. 14	+at Tulane	47-70	L
F. 19	+at Alabama	47-55	L
F. 27	+at Mississippi	37-59	L
F. 28	+at Mississippi	46-63	L
M. 4	Tennessee*	52-73	L

\* SEC Tournament - Louisville, KY

## 1948-49 (Won 4, Lost 13; 3-12 SEC)

**Head Coach: Paul Gregory**

D. 10	OUACHITA BAPTIST	61-45	W
D. 11	+at Auburn	54-53	W
D. 13	+at Georgia	40-70	L
D. 17	+at Mississippi	61-69	L
J. 8	+at Tulane	47-69	L
J. 10	+at LSU	40-64	L
J. 17	+VANDERBILT	29-35	L
J. 18	+AUBURN	47-43	W
J. 28	+LSU	48-42	W
F. 4	+TULANE	50-64	L
F. 8	+at Alabama	45-50	L
F. 12	+at Tennessee	58-63	L
F. 14	+at Vanderbilt	43-90	L
F. 18	+FLORIDA	37-40	L
F. 22	+ALABAMA	31-43	L
F. 25	+MISSISSIPPI	51-52	L
M. 3	Tennessee*	46-73	L

\* SEC Tournament - Louisville, KY

## 1949-50 (Won 7, Lost 11; 6-10 SEC)

**Head Coach: Paul Gregory**

D. 3	+FLORIDA	45-63	L
D. 9	+GEORGIA	51-40	W
D. 17	+ALABAMA	47-44	W
J. 4	+Kentucky (@ Owensboro)	55-87	L
J. 7	+AUBURN	64-65	L
J. 14	+VANDERBILT	50-62	L
J. 18	+MISSISSIPPI	64-60	W
J. 23	+TENNESSEE	65-56	W



# ALL-TIME RESULTS

J. 30	+LSU	48-41	W
F. 1	+at Auburn	60-65	L
F. 4	+TULANE	55-53	W
F. 8	+at Alabama	38-58	L
F. 13	+at Vanderbilt	50-85	L
F. 17	+at LSU	58-68	L
F. 18	+at Tulane	53-73	L
F. 23	+at Mississippi	45-62	L
M. 2	Tulane*	56-47	W
M. 3	Kentucky*	46-56	L

\* SEC Tournament - Louisville, KY

## 1950-51 (Won 3, Lost 16; 2-12 SEC)

**Head Coach: Paul Gregory**

D. 8	at Arkansas State	61-67	L
D. 9	at St. Louis University	46-63	L
D. 11	at Louisville	53-87	L
D. 15	+LSU	94-69	W
D. 16	+TULANE	52-74	L
J. 5	+at Tulane	64-71	L
J. 6	+at LSU	61-76	L
J. 8	MISSISSIPPI COLLEGE	103-52	W
J. 15	+VANDERBILT	60-63	L
J. 17	+MISSISSIPPI	71-67	W
J. 26	+GEORGIA TECH	46-55	L
F. 2	+KENTUCKY	60-80	L
F. 5	+at Alabama	69-75	L
F. 12	+TENNESSEE	75-76	L
F. 17	+at Georgia	49-57	L
F. 19	+at Florida	64-68	L
F. 24	+at Auburn	85-92	L
F. 27	+at Mississippi	60-95	L
M. 1	Kentucky*	70-92	L

\* SEC Tournament - Louisville, KY

## 1951-52 (Won 12, Lost 11; 4-10 SEC)

**Head Coach: Paul Gregory**

D. 4	SEWANEES	71-46	W
D. 6	at Memphis State	60-58	W
D. 8	ARKANSAS STATE	67-43	W
D. 10	FLORIDA STATE	75-47	W
D. 12	+LSU	59-54	W
D. 13	+TULANE	68-60	W
D. 15	ARKANSAS	79-39	W
D. 17	at Arkansas State	64-63	W
J. 5	+GEORGIA	83-55	W
J. 9	+at Mississippi	62-77	L
J. 12	+at Tulane	58-71	L
J. 14	+at LSU	78-103	L
J. 18	+AUBURN	61-68	L
J. 30	+at Georgia Tech	64-66	L
J. 31	at Birmingham-Southern	107-72	W
F. 6	+FLORIDA	72-58	W
F. 9	+at Vanderbilt	61-86	L
F. 11	+at Kentucky	66-110	L
F. 16	+ALABAMA	61-63	L
F. 22	at Sewanee	73-67	W
F. 23	+at Tennessee	69-78	L
F. 26	+MISSISSIPPI	61-73	L
F. 28	LSU*	44-77	L

\* SEC Tournament - Louisville, KY

## 1952-53 (Won 9, Lost 10; 5-8 SEC)

**Head Coach: Paul Gregory**

D. 1	SEWANEES	60-53	W
D. 6	BIRMINGHAM-SOUTHERN	70-45	W
D. 13	at Arkansas	71-102	L
D. 19	+at Florida	75-79	L
D. 20	at Florida State	52-82	L
J. 5	+TENNESSEE	65-63	W
J. 10	+LSU	55-75	L
J. 12	+TULANE	67-61	W
J. 17	+MISSISSIPPI	73-60	W
J. 28	HOWARD COLLEGE	81-56	W
J. 31	+at Auburn	60-82	L
F. 2	+at Alabama	58-70	L
F. 9	+GEORGIA TECH	66-62	W
F. 14	+VANDERBILT	82-75	W
F. 20	at Howard College	91-87	W
F. 21	+at Georgia	63-75	L
F. 27	+at LSU	47-82	L
F. 28	+at Tulane	52-69	L
M. 7	+at Mississippi	46-62	L

## 1953-54 (Won 11, Lost 10; 5-9 SEC)

**Head Coach: Paul Gregory**

D. 4	FLORIDA STATE	87-75	W
D. 8	HOWARD COLLEGE	87-60	W
D. 16	at Arkansas State	79-74	W
J. 2	Auburn (@ Birmingham)	75-76	L
J. 9	+AUBURN	79-74	W
J. 11	+ALABAMA	52-69	L
J. 14	+at Georgia Tech	75-74	W
J. 16	+at Vanderbilt	69-79	L
J. 27	at Howard College	72-67	W
J. 30	+at LSU	54-65	L
F. 1	+at Tulane	56-79	L
F. 6	+at Mississippi	53-63	L
F. 10	ARKANSAS STATE	74-71	W
F. 13	+at Tennessee	81-97	L
F. 15	+at Kentucky	49-81	L
F. 16	at Sewanee	65-61	W
F. 20	+FLORIDA	70-66	W
F. 22	+GEORGIA	75-60	W
F. 27	+LSU	57-61	L
M. 1	+TULANE	53-59	L
M. 6	+MISSISSIPPI	65-59	W

## 1954-55 (Won 6, Lost 17; 2-12 SEC)

**Head Coach: Paul Gregory**

D. 6	at Washington (St. Louis)	44-66	L
D. 7	at Southern Illinois	72-69	W
D. 8	at Louisville	64-113	L
D. 11	HOWARD COLLEGE	78-55	W
D. 13	SEWANEES	77-74	W
D. 17	at Howard College	82-79	W
J. 7	+at Georgia	75-90	L
J. 8	+at Auburn	58-79	L
J. 10	+at Alabama	73-99	L
J. 15	+VANDERBILT	52-72	L
J. 17	+GEORGIA TECH	71-90	L
J. 19	FLORIDA STATE	76-91	L
J. 29	+LSU	63-67	L
F. 31	+TULANE	60-69	L
F. 4	at Memphis State	68-94	L
F. 7	+KENTUCKY	56-61	L
F. 10	+MISSISSIPPI	58-66	L
F. 12	+TENNESSEE	67-93	L
F. 19	+at Florida	66-77	L
F. 21	at Florida State	86-102	L
F. 26	+at LSU	84-80	W
F. 28	+at Tulane	59-78	L
M. 5	+at Mississippi	60-56	W



## BABE MCCARTHY 169-85 (10 SEASONS)

The most celebrated basketball coach in Mississippi State hoops history, Babe McCarthy earned SEC Coach of the Year honors three consecutive years (1961-63) while guiding MSU to four SEC championships during a five-year span (1959-63).

## 1955-56 (Won 12, Lost 12; 6-8 SEC)

**Head Coach: Babe McCarthy**

D. 2	HOWARD COLLEGE	108-65	W
D. 12	SOUTHWESTERN	76-63	W
D. 14	at Arkansas State	61-76	L
D. 19	Wake Forest#	68-95	L
D. 20	Davidson#	89-82	W
D. 21	Florida State#	OT 79-71	W
J. 7	+AUBURN	68-81	L
J. 9	+ALABAMA	75-87	L
J. 14	+at Georgia Tech	59-87	L
J. 16	+at Vanderbilt	49-69	L
J. 17	at Sewanee	72-76	L
J. 21	ARKANSAS STATE	86-78	W
J. 27	at Memphis State	73-105	L
J. 30	+at Mississippi	100-79	W
F. 1	TAMPA	89-64	W
F. 4	+at LSU	87-78	W
F. 6	+at Tulane	72-110	L
F. 11	+at Tennessee	75-58	W
F. 13	+at Kentucky	65-86	L
F. 18	+FLORIDA	84-74	W
F. 20	+GEORGIA	83-71	W
F. 25	+LSU	71-79	L
F. 27	+TULANE	78-83	L
M. 1	+MISSISSIPPI	82-74	W

# Carousel Classic - Charlotte, NC

## 1956-57 (Won 17, Lost 8; 9-5 SEC)

**Head Coach: Babe McCarthy**

N. 30	UNION	87-64	W
D. 3	HOWARD COLLEGE	106-70	W
D. 5	MEMPHIS STATE	78-89	L
D. 8	at Mississippi College	99-80	W
D. 10	at Southwestern	83-56	W
D. 15	MISSISSIPPI COLLEGE	83-67	W
D. 17	ARK. STATE TEACHERS COL.	102-80	W
D. 28	Denver#	69-65	W
D. 31	at Murray State	80-91	L
J. 5	+at Auburn	66-86	L
J. 7	+at Alabama	78-83	L
J. 12	+GEORGIA TECH	77-80	L
J. 14	+VANDERBILT	63-62	W
J. 19	+MISSISSIPPI	82-72	W
J. 26	at Memphis State	83-86	L
F. 1	+LSU	81-72	W
F. 2	+TULANE	85-72	W
F. 9	+TENNESSEE	2OT 97-90	W
F. 11	+KENTUCKY	89-81	W
F. 15	at Tampa	113-87	W
F. 16	+at Florida	80-89	L
F. 18	+at Georgia	86-73	W
F. 22	+at LSU	94-76	W
F. 23	+at Tulane	79-81	L
F. 28	+at Mississippi	81-73	W

# Evansville Holiday Tournament - Evansville, IN

# ALL-TIME RESULTS



## 1957-58 (Won 20, Lost 5; 9-5 SEC)

Head Coach: Babe McCarthy

D. 2	at Union	80-56	W
D. 5	HOWARD COLLEGE	114-57	W
D. 7	SOUTHWESTERN	97-75	W
D. 11	at Memphis State	56-54	W
D. 13	Miami, Fla.#	66-63	W
D. 14	Auburn#	52-37	W
D. 19	MURRAY STATE	86-69	W
D. 27	MISSISSIPPI@	66-53	W
D. 28	MOREHEAD STATE@	46-41	W
J. 4	+AUBURN	70-42	W
J. 6	+ALABAMA	46-42	W
J. 11	+at Georgia Tech	61-78	L
J. 13	+at Vanderbilt	62-74	L
J. 18	+at Mississippi	62-67	L
J. 25	at Murray State	75-57	W
J. 27	SOUTHEASTERN LOUISIANA	75-61	W
F. 1	+at LSU	71-54	W
F. 3	+at Tulane	71-63	W
F. 8	+at Tennessee	83-104	L
F. 10	+at Kentucky	62-72	L
F. 15	+FLORIDA	90-78	W
F. 17	+GEORGIA	92-77	W
F. 22	+LSU	95-72	W
F. 24	+TULANE	74-62	W
F. 27	+MISSISSIPPI	91-60	W

# Birmingham Classic - Birmingham, AL

@ MSU Holiday Tournament - Starkville, MS

## 1959-60 (Won 12, Lost 13; 5-9 SEC)

Head Coach: Babe McCarthy

D. 2	TROY STATE	66-50	W
D. 5	SOUTHEASTERN LOUISIANA	83-65	W
D. 7	UNION	88-68	W
D. 9	Louisiana Tech (@ Jackson)	62-71	L
D. 12	LOUISIANA COLLEGE	90-61	W
D. 18	Baylor#	OT 70-61	W
D. 19	Memphis State#	62-79	L
D. 29	Western Kentucky@	50-61	L
D. 30	Virginia Tech@	61-82	L
J. 2	+AUBURN	48-64	L
J. 4	+ALABAMA	85-56	W
J. 9	+at Georgia Tech	60-82	L
J. 11	+at Vanderbilt	72-79	L
J. 16	+at Mississippi	60-67	L
J. 23	LOYOLA (NEW ORLEANS)	76-60	W
J. 30	+at LSU	71-60	W
F. 1	+at Tulane	OT 47-51	L
F. 6	+at Tennessee	38-48	L
F. 8	+at Kentucky	59-90	L
F. 9	+at Morehead State	OT 75-73	W
F. 13	+GEORGIA	OT 63-67	L
F. 15	+FLORIDA	81-75	W
F. 20	+LSU	64-69	L
F. 22	+TULANE	70-66	W
F. 27	+MISSISSIPPI	72-54	W

# Murray State Invitational - Murray, KY

@ Sugar Bowl Tournament - New Orleans, LA

## 1961-62 (Won 24, Lost 1; 13-1 SEC)

Head Coach: Babe McCarthy

### SEC Co-CHAMPIONS

D. 2	SOUTHEASTERN LOUISIANA	96-73	W
D. 4	SOUTHWESTERN LOUISIANA	88-61	W
D. 6	LOUISIANA TECH	81-58	W
D. 9	DELTA STATE	84-55	W
D. 11	LOUISIANA COLLEGE	113-70	W
D. 15	at Murray State	69-57	W
D. 19	at Memphis State	83-71	W
D. 29	Maryland#	64-62	W
D. 30	LSU#	73-51	W
J. 6	+AUBURN	51-48	W
J. 13	+at Vanderbilt	86-100	L
J. 15	+at Georgia Tech	57-56	W
J. 17	+ALABAMA	67-40	W
J. 20	+at Mississippi	61-57	W
J. 27	NORTHEAST LOUISIANA	89-79	W
J. 29	at Delta State	106-76	W
F. 3	+at LSU	87-66	W
F. 5	+at Tulane	70-59	W
F. 10	+at Tennessee	91-67	W
F. 12	+at Kentucky	49-44	W
F. 17	+FLORIDA	67-45	W
F. 19	+GEORGIA	83-74	W
F. 24	+LSU	58-48	W
F. 26	+TULANE	83-62	W
M. 3	+MISSISSIPPI	63-58	W

# Sugar Bowl Tournament - New Orleans, LA

## 1958-59 (Won 24, Lost 1; 13-1 SEC)

Head Coach: Babe McCarthy

### SEC CHAMPIONS

D. 1	SOUTHEASTERN LOUISIANA	94-72	W
D. 4	UNION	121-78	W
D. 6	at Southwestern	91-46	W
D. 8	at Arkansas State	72-57	W
D. 13	at Murray State	63-62	W
D. 15	ARKANSAS STATE	98-71	W
D. 19	MOREHEAD STATE	87-63	W
D. 29	Maryland#	56-45	W
D. 30	Memphis State#	73-55	W
J. 3	+at Auburn	66-97	L
J. 5	+at Alabama	81-64	W
J. 10	+GEORGIA TECH	75-67	W
J. 12	+VANDERBILT	83-65	W
J. 17	+MISSISSIPPI	87-58	W
J. 24	MURRAY STATE	63-48	W
J. 29	at Memphis State	53-52	W
J. 31	+LSU	78-71	W
F. 2	+TULANE	55-46	W
F. 7	+TENNESSEE	52-45	W
F. 9	+KENTUCKY	66-58	W
F. 14	+at Florida	105-68	W
F. 16	+at Georgia	76-56	W
F. 21	+at LSU	75-67	W
F. 23	+at Tulane	65-51	W
F. 28	+at Mississippi	23-16	W

# Sugar Bowl Tournament - New Orleans, LA

## 1960-61 (Won 19, Lost 6; 11-3 SEC)

Head Coach: Babe McCarthy

### SEC CHAMPIONS

D. 3	SOUTHEASTERN LOUISIANA	77-55	W
D. 5	UNION	115-59	W
D. 8	at Louisiana Tech	60-61	L
D. 10	Louisiana College (@ Jackson)	117-86	W
D. 13	SPRING HILL	98-75	W
D. 17	MURRAY STATE	94-81	W
D. 19	at Loyola (New Orleans)	60-83	L
D. 29	at Rice	68-60	W
D. 30	Texas (@ Houston)	82-93	L
J. 3	DELTA STATE	92-53	W
J. 7	+at Auburn	56-48	W
J. 10	+at Alabama	80-63	W
J. 14	+VANDERBILT	74-65	W
J. 16	+GEORGIA TECH	OT 62-61	W
J. 21	+MISSISSIPPI	63-40	W
J. 28	at Delta State	99-77	W
F. 4	+LSU	77-61	W
F. 6	+TULANE	73-59	W
F. 11	+TENNESSEE	72-67	W
F. 13	+KENTUCKY	62-68	L
F. 18	+at Florida	57-59	L
F. 20	+at Georgia	99-77	W
F. 25	+at LSU	56-54	W
F. 27	+at Tulane	62-57	W
M. 4	+at Mississippi	70-74	L

## 1962-63 (Won 22, Lost 6; 12-2 SEC)

Head Coach: Babe McCarthy

### SEC CHAMPIONS

D. 4	ARKANSAS A&M	90-55	W
D. 6	at Louisiana Tech	80-61	W
D. 8	at Northeast Louisiana	79-56	W
D. 10	LOUISIANA COLLEGE	83-59	W
D. 15	Memphis State (@ Jackson)	77-66	W
D. 17	at Virginia Tech	65-82	L
D. 19	CHRISTIAN BROTHERS	106-71	W
D. 28	Houston#	OT 76-79	L
D. 29	Xavier (Ohio)#	75-66	W
J. 1	DELTA STATE	106-77	W
J. 5	+at Auburn	62-53	W
J. 7	+at Alabama	OT 72-77	L
J. 12	+VANDERBILT	58-55	W
J. 14	+GEORGIA TECH	81-69	W
J. 19	+MISSISSIPPI	78-64	W
J. 26	at Memphis State	65-71	L
J. 28	Southern Mississippi (@ Jackson)	62-52	W
F. 2	+LSU	73-66	W
F. 4	+TULANE	91-73	W
F. 9	+TENNESSEE	63-59	W
F. 11	+KENTUCKY	56-52	W
F. 16	+at Florida	52-73	L
F. 18	+at Georgia	86-75	W
F. 23	+at LSU	99-64	W
F. 25	+at Tulane	78-67	W
M. 2	+at Mississippi	75-72	W
M. 15	Loyola (Chicago)\$	51-61	L
M. 16	Bowling Green\$	65-60	W

# Sugar Bowl Tournament - New Orleans, LA

\$ NCAA Midwest Regional - East Lansing, MI



# ALL-TIME RESULTS

## 1963-64 (Won 9, Lost 17; 4-10 SEC)

### Head Coach: Babe McCarthy

D. 2	LOUISIANA TECH.....	105-61	W
D. 4	VIRGINIA TECH.....	77-93	L
D. 7	LOUISIANA COLLEGE.....	84-67	W
D. 9	at Delta State.....	67-52	W
D. 14	Memphis State (@ Jackson).....	65-73	L
D. 16	Southern Mississippi (@ Jackson).....	60-65	L
D. 19	at Houston#.....	61-69	L
D. 20	Texas A&M#.....	54-58	L
D. 27	Virginia@.....	68-81	L
D. 28	George Washington@.....	89-81	W
J. 4	+AUBURN.....	OT 63-64	L
J. 6	+ALABAMA.....	69-56	W
J. 11	+at Vanderbilt.....	56-90	L
J. 13	+at Georgia Tech.....	45-59	L
J. 18	+at Mississippi.....	75-77	L
J. 25	at Memphis State.....	66-81	L
J. 27	SOUTHEASTERN LOUISIANA.....	113-73	W
J. 31	+at LSU.....	71-87	L
F. 1	+at Tulane.....	81-77	W
F. 8	+at Tennessee.....	58-82	L
F. 10	+at Kentucky.....	59-65	L
F. 15	+FLORIDA.....	68-61	W
F. 17	+GEORGIA.....	61-73	L
F. 21	+LSU.....	60-63	L
F. 22	+TULANE.....	78-71	W
F. 29	+MISSISSIPPI.....	61-78	L

# Bluebonnet Tournament - Houston, TX  
@ All-American Tournament - Owensboro, KY

## 1964-65 (Won 10, Lost 16; 6-10 SEC)

### Head Coach: Babe McCarthy

D. 1	NORTHEAST LOUISIANA.....	72-71	W
D. 4	SOUTHWESTERN LOUISIANA.....	74-73	W
D. 9	GEORGIA TECH.....	65-83	L
D. 12	at Louisiana Tech.....	82-78	W
D. 18	North Carolina#.....	80-84	L
D. 19	at Virginia Tech#.....	75-104	L
D. 29	Mississippi College@.....	57-72	L
D. 30	Delta State@.....	82-63	W
J. 2	+AUBURN.....	70-71	L
J. 4	+ALABAMA.....	96-68	W
J. 9	+VANDERBILT.....	70-94	L
J. 11	+at Alabama.....	83-95	L
J. 14	+FLORIDA.....	59-74	L
J. 16	+GEORGIA.....	79-74	W
J. 23	+MISSISSIPPI.....	101-72	W
J. 25	at Georgia Tech.....	73-75	L
J. 28	Arkansas (@ Jackson).....	69-84	L
J. 30	+LSU.....	76-74	W
F. 1	+TULANE.....	70-73	L
F. 6	+at Tennessee.....	57-77	L
F. 8	+at Kentucky.....	56-74	L
F. 13	+at Florida.....	51-68	L
F. 15	+at Georgia.....	62-82	L
F. 20	+at LSU.....	75-94	L
F. 22	+at Tulane.....	91-72	W
F. 27	+at Mississippi.....	OT 78-77	W

# Virginia Tech Invitational - Blacksburg, VA  
@ Magnolia Invitational - Jackson, MS



## JOE DAN GOLD

51-74 (5 SEASONS)

Two years after helping captain the 1962-63 Bulldogs to their first-ever NCAA Tournament appearance, Joe Dan Gold succeeded his former mentor, Babe McCarthy, as Mississippi State University's 12th head basketball coach.

## 1965-66 (Won 14, Lost 11; 10-6 SEC)

### Head Coach: Joe Dan Gold

D. 2	NORTHEAST LOUISIANA .OT.....	72-78	L
D. 4	at Virginia Tech.....	59-79	L
D. 11	LOUISIANA TECH.....	82-70	W
D. 13	SOUTHWESTERN LOUISIANA.....	88-73	W
D. 18	LOUISIANA COLLEGE.....	92-77	W
D. 28	Princeton#.....	67-69	L
D. 29	Davidson#.....	60-72	L
J. 3	+at Auburn.....	83-72	W
J. 6	STETSON.....	87-76	W
J. 8	+at Tulane.....	71-81	L
J. 10	+at LSU.....	74-71	W
J. 15	+TENNESSEE.....	2OT 75-74	W
J. 25	+ALABAMA.....	63-71	L
J. 27	Arkansas (@ Little Rock).....	61-69	L
J. 29	+FLORIDA.....	76-68	W
J. 31	+GEORGIA.....	58-54	W
F. 5	+LSU.....	66-61	W
F. 7	+TULANE.....	65-63	W
F. 12	+at Georgia.....	71-83	L
F. 14	+at Florida.....	74-78	L
F. 16	+at Mississippi.....	90-74	W
F. 19	+KENTUCKY.....	69-73	L
F. 26	+at Alabama.....	76-77	L
M. 2	+MISSISSIPPI.....	96-76	W
M. 5	+at Vanderbilt.....	92-90	W

# Charlotte Invitational - Charlotte, NC

## 1966-67 (Won 14, Lost 11; 8-10 SEC)

### Head Coach: Joe Dan Gold

D. 1	at Northeast Louisiana.....	81-70	W
D. 7	Texas A&M#.....	62-49	W
D. 8	at Southern Mississippi#.....	72-63	W
D. 10	at Louisiana Tech.....	90-73	W
D. 12	SAMFORD.....	96-65	W
D. 17	+LSU.....	98-84	W
D. 19	+ALABAMA.....	63-59	W
D. 31	+at Georgia.....	93-71	W
J. 2	+at Florida.....	54-63	L
J. 7	+GEORGIA.....	92-63	W
J. 9	+AUBURN.....	OT 59-54	W
J. 12	at Delta State.....	68-65	W
J. 23	+at Alabama.....	74-91	L
J. 28	+at Vanderbilt.....	64-79	L
J. 30	+at Tennessee.....	45-67	L
F. 1	+MISSISSIPPI.....	70-71	L
F. 7	at Memphis State.....	53-61	L
F. 11	+at Kentucky.....	OT 77-72	W
F. 13	+at Auburn.....	57-68	L
F. 18	+KENTUCKY.....	74-103	L
F. 20	+at LSU.....	66-64	W
F. 25	+FLORIDA.....	54-59	L
F. 27	+VANDERBILT.....	74-71	W
M. 4	+at Mississippi.....	57-58	L
M. 6	+TENNESSEE.....	3OT 76-78	L

# USM Invitational - Hattiesburg, MS

## 1967-68 (Won 9, Lost 17; 5-13 SEC)

### Head Coach: Joe Dan Gold

D. 5	at Wichita State.....	67-97	L
D. 7	at Samford.....	63-66	L
D. 11	MEMPHIS STATE.....	71-66	W
D. 13	Montana State#.....	73-81	L
D. 14	George Washington#.....	70-55	W
D. 18	+at Alabama.....	69-80	L
D. 22	+at LSU.....	87-111	L
D. 27	Washington@.....	80-82	L
D. 28	Florida@.....	66-65	W
J. 1	+FLORIDA.....	56-55	W
J. 6	+at Georgia.....	69-72	L
J. 8	+at Auburn.....	66-62	W
J. 11	DELTA STATE.....	80-64	W
J. 17	+GEORGIA.....	77-81	L
J. 22	+ALABAMA.....	72-69	W
J. 27	+VANDERBILT.....	69-90	L
J. 29	+TENNESSEE.....	57-65	L
J. 31	+at Mississippi.....	53-63	L
F. 10	+KENTUCKY.....	84-92	L
F. 12	+AUBURN.....	72-74	L
F. 17	+at Kentucky.....	81-107	L
F. 19	+LSU.....	83-94	L
F. 24	+at Florida.....	71-67	W
F. 26	+at Vanderbilt.....	73-84	L
M. 2	+MISSISSIPPI.....	88-79	W
M. 4	+at Tennessee.....	51-63	L

# Bluebonnet Classic - Houston, TX  
@ Gator Bowl Tournament - Jacksonville, FL

## 1968-69 (Won 8, Lost 17; 6-12 SEC)

### Head Coach: Joe Dan Gold

D. 2	LOUISIANA COLLEGE.....	79-69	W
D. 6	LOUISIANA TECH.....	83-73	W
D. 9	SAMFORD.....	59-68	L
D. 14	+at Vanderbilt.....	87-102	L
D. 16	+AUBURN.....	65-59	W
D. 20	at Southwestern Louisiana#.....	70-81	L
D. 21	Hawaii#.....	69-74	L
D. 27	at Detroit@.....	62-86	L
D. 28	Miami, Ohio@.....	56-76	L
J. 4	+TENNESSEE.....	58-57	W
J. 6	+KENTUCKY.....	72-91	L
J. 10	+at Mississippi.....	60-67	L
J. 25	+at Florida.....	64-70	L
J. 27	+at Georgia.....	73-71	W
F. 1	+ALABAMA.....	OT 68-67	W
F. 3	+at LSU.....	71-95	L
F. 8	+at Tennessee.....	50-80	L
F. 10	+at Kentucky.....	69-91	L
F. 12	+at Auburn.....	68-87	L
F. 15	+MISSISSIPPI.....	64-60	W
F. 22	+FLORIDA.....	79-96	L
F. 24	+GEORGIA.....	80-95	L
M. 3	+LSU.....	89-99	L
M. 5	+at Alabama.....	67-60	W
M. 8	+VANDERBILT.....	83-120	L

# Bayou Classic - Lafayette, LA  
@ Motor City Classic - Detroit, MI

# ALL-TIME RESULTS



## 1969-70 (Won 6, Lost 18; 3-15 SEC)

### Head Coach: Joe Dan Gold

D. 1	SOUTH ALABAMA	93-71	W
D. 4	at Louisiana College	71-77	L
D. 6	at Louisiana Tech	71-78	L
D. 10	at Memphis State#	74-83	L
D. 11	Arkansas#	OT 76-74	W
D. 13	+VANDERBILT	79-93	L
D. 15	+at Auburn	66-94	L
D. 18	DELTA STATE	86-64	W
J. 3	+at Tennessee	56-58	L
J. 5	+at Kentucky	76-111	L
J. 9	+MISSISSIPPI	57-58	L
J. 24	+FLORIDA	79-77	W
J. 26	+GEORGIA	76-79	L
J. 31	+at Alabama	75-95	L
F. 2	+at LSU	91-109	L
F. 7	+TENNESSEE	60-72	L
F. 9	+KENTUCKY	57-86	L
F. 11	+AUBURN	OT 69-71	L
F. 13	+at Mississippi	55-57	L
F. 21	+at Florida	70-87	L
F. 23	+at Georgia	86-77	W
F. 28	+ALABAMA	87-77	W
M. 2	+LSU	87-97	L
M. 7	+at Vanderbilt	72-78	L

# Liberty Bowl Classic - Memphis, TN



### KERMIT DAVIS

91-91 (7 SEASONS)

After helping lead Mississippi State University to a three-year composite record of 61-14 as a stand-out guard for Babe McCarthy's teams in the late 1950s, Kermit Davis later compiled a 91-91 career mark in seven seasons at the Bulldog basketball helm.

## 1970-71 (Won 15, Lost 10; 9-9 SEC)

### Head Coach: Kermit Davis

D. 1	LOUISIANA COLLEGE	73-54	W
D. 3	at South Alabama	50-38	W
D. 7	SEWANEE	102-73	W
D. 9	at Delta State	59-55	W
D. 12	+at Vanderbilt	73-86	L
D. 14	+AUBURN	70-73	L
D. 17	at Arkansas	69-67	W
D. 28	at Furman#	84-74	W
D. 29	Arizona#	75-77	L
J. 2	+TENNESSEE	69-67	W
J. 4	+KENTUCKY	71-79	L
J. 8	+at Mississippi	74-83	L
J. 14	+at Florida	72-58	W
J. 25	+at Georgia	OT 67-66	W
J. 30	+ALABAMA	OT 71-67	W
F. 1	+at LSU	71-90	L
F. 6	+at Tennessee	65-88	L
F. 8	+at Kentucky	83-102	L
F. 10	+at Auburn	68-92	L
F. 13	+MISSISSIPPI	75-67	W
F. 20	+FLORIDA	70-65	W
F. 22	+GEORGIA	62-57	W
F. 27	+at Alabama	3OT 78-79	L
M. 1	+LSU	78-70	W
M. 6	+VANDERBILT	81-73	W

# Poinsettia Classic - Greenville, SC

## 1971-72 (Won 13, Lost 13; 6-12 SEC)

### Head Coach: Kermit Davis

D. 1	SOUTH ALABAMA	71-66	W
D. 4	at Sewanee	69-48	W
D. 6	at UNC Charlotte	87-68	W
D. 9	Southern Mississippi#	77-73	W
D. 10	South Florida#	90-77	W
D. 13	+at Auburn	75-85	L
D. 17	at Marshall@	69-95	L
D. 18	Rhode Island@	86-72	W
J. 1	+VANDERBILT	76-69	W
J. 4	ARKANSAS	78-75	W
J. 8	+at Tennessee	49-82	L
J. 10	+at Kentucky	76-104	L
J. 15	+MISSISSIPPI	66-68	L
J. 29	+FLORIDA	69-68	W
F. 1	+GEORGIA	OT 62-58	W
F. 5	+at Alabama	71-77	L
F. 7	+at LSU	60-62	L
F. 12	+TENNESSEE	61-71	L
F. 14	+KENTUCKY	55-63	L
F. 19	+at Mississippi	64-65	L
F. 21	+AUBURN	62-60	W
F. 26	+at Florida	80-88	L
F. 28	+at Georgia	82-87	L
M. 2	+LSU	89-71	W
M. 4	+ALABAMA	OT 97-91	W
M. 9	+at Vanderbilt	82-104	L

# Alabama Classic - Tuscaloosa, AL

@ Marshall Invitational - Huntington, WV

## 1972-73 (Won 11, Lost 15; 4-14 SEC)

### Head Coach: Kermit Davis

D. 1	SAMFORD	86-61	W
D. 4	TEXAS	80-69	W
D. 6	at South Alabama	OT 72-67	W
D. 8	SEWANEE	83-65	W
D. 28	North Texas State#	66-65	W
D. 29	East Carolina#	69-64	W
J. 2	Michigan State@	82-90	L
J. 3	Hawaii@	97-85	W
J. 6	+TENNESSEE	67-86	L
J. 8	+KENTUCKY	81-90	L
J. 13	+MISSISSIPPI	61-74	L
J. 15	+at Auburn	77-82	L
J. 20	+at Vanderbilt	69-75	L
J. 27	+at Florida	64-66	L
J. 29	+at Georgia	90-84	W
F. 3	+at Alabama	86-96	L
F. 5	+LSU	78-84	L
F. 10	+at Tennessee	76-93	L
F. 12	+at Kentucky	OT 87-100	L
F. 17	+at Mississippi	64-83	L
F. 19	+AUBURN	94-87	W
F. 24	+FLORIDA	81-75	W
F. 26	+GEORGIA	72-68	W
M. 1	+at LSU	82-94	L
M. 3	+ALABAMA	87-92	L
M. 10	+VANDERBILT	70-74	L

# Pacemaker Classic - Monroe, LA

@ Senior Bowl Tournament - Mobile, AL

## 1973-74 (Won 16, Lost 10; 8-10 SEC)

### Head Coach: Kermit Davis

D. 1	COLLEGE OF CHARLESTON	88-64	W
D. 3	at Texas	87-82	W
D. 5	SAMFORD	110-74	W
D. 18	at Georgia Tech	85-77	W
D. 22	HOUSTON BAPTIST	85-74	W
D. 29	CHRISTIAN BROTHERS	73-62	W
J. 2	SIU-EDWARDSVILLE	86-81	W
J. 5	+FLORIDA	91-70	W
J. 7	+at Vanderbilt	69-75	L
J. 10	SOUTH FLORIDA	86-81	W
J. 12	+at Alabama	68-85	L
J. 14	+LSU	89-75	W
J. 19	+at Georgia	76-56	W
J. 21	+AUBURN	81-87	L
J. 26	+at Tennessee	61-70	L
J. 28	+at Mississippi	67-72	L
F. 2	+KENTUCKY	70-82	L
F. 4	+at Florida	75-78	L
F. 9	+VANDERBILT	59-60	L
F. 11	+ALABAMA	74-76	L
F. 16	+at LSU	OT 87-84	W
F. 18	+GEORGIA	84-69	W
F. 23	+at Auburn	67-60	W
F. 25	+TENNESSEE	62-58	W
M. 2	+MISSISSIPPI	OT 75-69	W
M. 4	+at Kentucky	69-108	L

## 1974-75 (Won 9, Lost 17; 5-13 SEC)

### Head Coach: Kermit Davis

N. 30	EVANSVILLE	90-69	W
D. 2	at Samford	91-80	W
D. 4	ARKANSAS	72-75	L
D. 6	Connecticut#	89-87	W
D. 7	at Missouri#	78-102	L
D. 19	GEORGIA TECH	61-64	L
D. 27	Southern Illinois@	81-75	W
D. 28	at Indiana State@	72-82	L
J. 4	+at Florida	82-94	L
J. 6	+VANDERBILT	85-96	L
J. 11	+ALABAMA	71-86	L
J. 13	+at LSU	93-84	W
J. 18	+GEORGIA	65-67	L
J. 20	+at Auburn	89-98	L
J. 25	+TENNESSEE	87-97	L
J. 27	+MISSISSIPPI	100-80	W
F. 1	+at Kentucky	79-112	L
F. 3	+FLORIDA	2OT 104-107	L
F. 8	+at Vanderbilt	72-76	L
F. 10	+at Alabama	68-83	L
F. 15	+LSU	79-71	W
F. 17	+at Georgia	77-71	W
F. 22	+AUBURN	74-78	L
F. 24	+at Tennessee	83-109	L
M. 1	+at Mississippi	84-78	W
M. 8	+KENTUCKY	80-118	L

# Show Me Classic - Columbia, MO

@ Indiana Hall of Fame Classic - Terre Haute, IN



# ALL-TIME RESULTS

## 1975-76 (Won 13, Lost 13; 6-12 SEC)

**Head Coach: Kermit Davis**

D. 1	INDIANA STATE	85-82	W
D. 4	CHICAGO STATE	113-81	W
D. 6	SOUTHWESTERN LOUISIANA	96-75	W
D. 17	at Evansville	73-85	L
D. 19	at Dayton#	56-54	W
D. 20	Long Beach State#	70-57	W
D. 29	SAMFORD	77-57	W
J. 3	+KENTUCKY	77-73	W
J. 5	+VANDERBILT	OT 66-71	L
J. 10	+at Florida	78-90	L
J. 12	+at Auburn	70-75	L
J. 17	+MISSISSIPPI	65-54	W
J. 19	+LSU	90-83	W
J. 24	+at Alabama	81-92	L
J. 27	MISSOURI WESTERN	87-71	W
J. 31	at Georgia	73-85	L
F. 2	+at Tennessee	66-75	L
F. 7	+FLORIDA	OT 71-78	L
F. 9	+AUBURN	75-74	W
F. 14	+at Mississippi	76-66	W
F. 16	+at LSU	69-80	L
F. 21	+ALABAMA	61-65	L
F. 28	+GEORGIA	90-79	W
M. 1	+TENNESSEE	76-78	L
M. 6	+at Vanderbilt	75-76	L
M. 8	+at Kentucky	OT 93-94	L

# Dayton Invitational - Dayton, OH

## 1976-77 (Won 14, Lost 13; 6-12 SEC)

**Head Coach: Kermit Davis**

N. 27	KENTUCKY WESLEYAN	89-49	W
N. 29	NEW ORLEANS	86-83	W
D. 1	TROY STATE	87-69	W
D. 2	SOUTHERN MISSISSIPPI	96-72	W
D. 6	at Southwestern Louisiana	78-72	W
D. 9	NORTHEAST MISSOURI ST.	107-58	W
D. 11	TEXAS	OT 91-89	W
D. 28	Wake Forest#	88-83	W
D. 29	at Old Dominion#	78-82	L
J. 3	+at Florida	75-97	L
J. 5	+at Auburn	81-79	W
J. 8	+MISSISSIPPI	85-49	W
J. 12	+LSU	80-77	W
J. 15	+ALABAMA	63-65	L
J. 22	+at Georgia	73-82	L
J. 24	+at Tennessee	59-68	L
J. 29	+VANDERBILT	102-77	W
J. 31	+KENTUCKY	85-92	L
F. 5	+at Mississippi	67-82	L
F. 7	+at LSU	66-71	L
F. 12	+at Alabama	69-73	L
F. 19	+GEORGIA	98-69	W
F. 21	+TENNESSEE	68-76	L
F. 26	+at Vanderbilt	66-68	L
F. 28	+at Kentucky	64-77	L
M. 5	+FLORIDA	72-79	L
M. 7	+AUBURN	89-75	W

# Old Dominion Classic - Norfolk, VA



## RON GREENE

**18-9 (1 SEASON)**

In his only basketball campaign at Mississippi State University, Ron Greene guided the 1977-78 Bulldog contingent to an

18-9 overall record and second-place SEC finish with a 13-5 league mark.

## 1977-78 (Won 18, Lost 9; 13-5 SEC)

**Head Coach: Ron Greene**

N. 26	BISCAYNE	95-78	W
N. 28	Arkansas (@ Little Rock)	61-94	L
D. 3	at Texas	69-81	L
D. 5	NORTHEAST LOUISIANA	78-89	L
D. 7	BIRMINGHAM-SOUTHERN	81-55	W
D. 10	MANSFIELD STATE	74-54	W
D. 19	Southern Mississippi (@ Biloxi)	82-79	W
D. 29	Syracuse#	66-76	L
D. 30	Vermont#	79-50	W
J. 2	+LSU	OT 84-82	W
J. 4	+MISSISSIPPI	73-48	W
J. 8	+at Alabama	59-76	L
J. 14	+at Georgia	57-44	W
J. 16	+at Tennessee	70-68	W
J. 21	+KENTUCKY	65-75	L
J. 23	+VANDERBILT	79-73	W
J. 28	+at Florida	78-74	W
J. 30	+at Auburn	74-85	L
F. 4	+ALABAMA	69-60	W
F. 11	+GEORGIA	68-45	W
F. 13	+TENNESSEE	62-60	W
F. 18	+at Kentucky	56-58	L
F. 20	+at Vanderbilt	55-48	W
F. 25	+FLORIDA	70-51	W
F. 27	+AUBURN	OT 83-82	W
M. 4	+at LSU	68-67	W
M. 6	+at Mississippi	60-61	L

# Lobo Invitational - Albuquerque, NM



## JIM HATFIELD

**40-42 (3 SEASONS)**

Having spent three seasons at the Bulldog basketball helm, Jim Hatfield directed the 1978-79 Mississippi State squad to

the school's first postseason tournament appearance in 16 years with a berth in the National Invitation Tournament.

## 1978-79 (Won 19, Lost 9; 11-7 SEC)

**Head Coach: Jim Hatfield**

N. 30	SOUTH ALABAMA	86-78	W
D. 2	AUBURN-MONTGOMERY	90-68	W
D. 4	SOUTHERN MISSISSIPPI	87-78	W
D. 7	at Memphis State	93-64	W
D. 9	MIDDLE TENNESSEE STATE	85-50	W
D. 18	Iowa State (@ Jackson)	80-70	W
D. 28	Oral Roberts#	91-69	W
D. 29	at Louisville#	80-73	W
J. 3	+at Alabama	65-87	L
J. 6	+at Georgia	67-69	L
J. 8	+at Tennessee	72-62	W
J. 11	+MISSISSIPPI	2OT 101-92	W
J. 13	+VANDERBILT	74-68	W
J. 15	+KENTUCKY	63-61	W
J. 20	+at Florida	75-77	L
J. 22	+at Auburn	74-72	W
J. 27	+ALABAMA	67-68	L
F. 3	+GEORGIA	86-62	W
F. 5	+TENNESSEE	2OT 90-84	W
F. 8	+LSU	48-52	L
F. 10	+at Vanderbilt	OT 68-70	L
F. 12	+at Kentucky	65-80	L
F. 17	+FLORIDA	80-64	W
F. 19	+AUBURN	73-66	W
F. 22	+at Mississippi	68-64	W
F. 24	+at LSU	65-57	W
F. 28	Georgia*	72-75	L
M. 8	ALCORN STATE\$	78-80	L

# Louisville Holiday Classic - Louisville, KY

\* SEC Tournament - Birmingham, AL

\$ National Invitation Tournament



Featuring future first-round NBA draft picks Wiley Peck (#54) and Rickey Brown (#23), the 1978-79 Bulldog edition broke a 16-year postseason tournament drought for Mississippi State by participating in the 1979 National Invitation Tournament.



# ALL-TIME RESULTS



## 1979-80 (Won 13, Lost 14; 7-11 SEC)

### Head Coach: Jim Hatfield

N. 30 Cincinnati#	87-72	W
D. 1 Alcorn State#	83-80	W
D. 6 +VANDERBILT	OT 110-106	W
D. 8 MOREHEAD STATE	84-62	W
D. 15 +at Florida	90-72	W
D. 18 at Iowa State	84-63	W
D. 21 Iowa@	62-81	L
D. 22 Pacific@	65-63	W
D. 27 Alcorn State%	75-82	L
D. 28 Rider%	72-64	W
J. 2 +ALABAMA	80-66	W
J. 5 +at LSU	58-80	L
J. 9 +GEORGIA	88-75	W
J. 12 +at Auburn	67-77	L
J. 17 +TENNESSEE	61-70	L
J. 19 +at Mississippi	64-75	L
J. 23 +KENTUCKY	67-89	L
J. 26 +at Vanderbilt	74-92	L
J. 30 +at Alabama	68-80	L
F. 2 +LSU	63-75	L
F. 6 +at Georgia	62-56	W
F. 9 +AUBURN	76-72	W
F. 13 +at Tennessee	73-85	L
F. 16 +MISSISSIPPI	66-73	L
F. 20 +at Kentucky	65-71	L
F. 23 +FLORIDA	90-73	W
F. 28 Alabama*	75-76	L
# Babe McCarthy Tip-Off Tournament - Biloxi, MS		
@ Dayton Invitational - Dayton, OH		
% Senior Bowl Tournament - Mobile, AL		
* SEC Tournament - Birmingham, AL		

## 1980-81 (Won 8, Lost 19; 3-15 SEC)

### Head Coach: Jim Hatfield

D. 3 VIRGINIA TECH	68-61	W
D. 6 +FLORIDA	89-68	W
D. 13 TROY STATE	68-52	W
D. 15 Southern Mississippi (@ Jackson)	53-68	L
D. 17 TENNESSEE-MARTIN	87-62	W
D. 19 Southwestern Louisiana#	75-71	W
D. 20 at Fresno State#	45-58	L
D. 29 Portland@	46-45	W
D. 30 at Nevada-Las Vegas@	67-75	L
J. 3 +at Vanderbilt	61-79	L
J. 7 +ALABAMA	69-80	L
J. 10 +LSU	69-81	L
J. 14 +at Georgia	64-66	L
J. 17 +AUBURN	69-61	W
J. 21 +at Tennessee	57-81	L
J. 24 +MISSISSIPPI	OT 52-59	L
J. 28 +at Kentucky	64-71	L
J. 31 +VANDERBILT	69-68	W
F. 4 +at Alabama	79-91	L
F. 7 +at LSU	89-94	L
F. 11 +GEORGIA	OT 65-68	L
F. 14 +at Auburn	55-66	L
F. 18 +TENNESSEE	70-73	L
F. 21 +at Mississippi	61-72	L
F. 25 +KENTUCKY	74-78	L
F. 28 +at Florida	71-81	L
M. 4 Vanderbilt*	58-71	L
# Sun Met Classic - Fresno, CA		
@ Holiday Classic - Las Vegas, NV		
* SEC Tournament - Birmingham, AL		



### BOB BOYD

55-87 (5 SEASONS)

After a very successful coaching stint at the University of Southern California, Bob Boyd served as the Bulldogs'

head coach for five seasons (1982-86) before being succeeded at the MSU helm by his good friend Richard Williams in 1986.

## 1981-82 (Won 8, Lost 19; 4-14 SEC)

### Head Coach: Bob Boyd

N. 27 AUBURN-MONTGOMERY	68-43	W
N. 29 +at Florida	62-70	L
D. 1 BIRMINGHAM-SOUTHERN	71-46	W
D. 5 UT-CHATTANOOGA	69-57	W
D. 7 MEMPHIS STATE	OT 48-47	W
D. 12 TENNESSEE-MARTIN	41-65	L
D. 18 at Houston#	49-96	L
D. 19 Clemson#	32-59	L
D. 22 at Virginia Tech	53-75	L
J. 2 +VANDERBILT	53-66	L
J. 6 +ALABAMA	53-71	L
J. 9 +at LSU	56-78	L
J. 13 +GEORGIA	20-26	L
J. 16 +at Auburn	49-62	L
J. 20 +TENNESSEE	44-54	L
J. 23 +at Mississippi	30-54	L
J. 27 +KENTUCKY	56-51	W
J. 30 +at Vanderbilt	33-31	W
F. 3 +at Alabama	63-66	L
F. 6 +LSU	43-57	L
F. 10 +at Georgia	49-71	L
F. 13 +AUBURN	59-45	W
F. 17 +at Tennessee	48-50	L
F. 20 +MISSISSIPPI	33-47	L
F. 24 +at Kentucky	54-71	L
F. 27 +FLORIDA	65-56	W
M. 3 Auburn*	OT 36-38	L
# Kettle Classic - Houston, TX		
* SEC Tournament - Lexington, KY		



A school-record three Mississippi State players were chosen in the 1983 NBA Draft, as (L-R) Terry Lewis, Kalpatrick Wells and Jeff Malone all went in the first four rounds.

## 1982-83 (Won 17, Lost 12; 9-9 SEC)

### Head Coach: Bob Boyd

N. 29 SOUTHERN MISSISSIPPI	81-58	W
D. 1 at Houston	65-74	L
D. 4 NORTHWESTERN STATE	97-59	W
D. 6 FLORIDA INTERNATIONAL	102-66	W
D. 11 NORTH ALABAMA	80-49	W
D. 17 Alabama-Birmingham#	67-47	W
D. 18 at Tennessee-Chattanooga#	54-62	L
D. 28 at Tulane@	51-47	W
D. 29 Southwestern Louisiana@	65-56	W
J. 3 +at Auburn	66-77	L
J. 5 +at Florida	62-60	W
J. 8 +VANDERBILT	64-48	W
J. 10 +KENTUCKY	OT 53-59	L
J. 15 +at Tennessee	OT 75-74	W
J. 17 +at Georgia	59-75	L
J. 22 +MISSISSIPPI	61-67	L
J. 24 +LSU	80-65	W
J. 31 +ALABAMA	78-69	W
F. 5 +at Vanderbilt	60-63	L
F. 8 +at Kentucky	67-88	L
F. 12 +TENNESSEE	75-66	W
F. 15 +GEORGIA	73-64	W
F. 19 +at Mississippi	OT 67-69	L
F. 21 +at LSU	73-86	L
F. 26 +at Alabama	58-83	L
M. 3 +AUBURN	69-53	W
M. 5 +FLORIDA	73-62	W
M. 11 Vanderbilt*	76-61	W
M. 12 Alabama*	50-51	L
# Krystal Classic - Chattanooga, TN		
@ Sugar Bowl Classic - New Orleans, LA		
* SEC Tournament - Birmingham, AL		

## 1983-84 (Won 9, Lost 19; 4-14 SEC)

### Head Coach: Bob Boyd

N. 28 BIRMINGHAM-SOUTHERN	47-40	W
N. 30 HOUSTON	62-68	L
D. 3 TROY STATE	77-49	W
D. 6 at Southern Mississippi	48-55	L
D. 10 at Memphis State	50-49	W
D. 13 ALABAMA-BIRMINGHAM	53-55	L
D. 17 NORTH ALABAMA	70-64	W
D. 22 +AUBURN	55-73	L
D. 29 Memphis State#	42-43	L
D. 30 at Southern California#	57-55	W
J. 4 +FLORIDA	55-56	L
J. 7 +at Vanderbilt	54-67	L
J. 11 +at Kentucky	42-51	L
J. 14 +TENNESSEE	OT 63-56	W
J. 16 +GEORGIA	52-54	L
J. 21 +at Mississippi	64-56	W
J. 23 +at LSU	64-80	L
J. 28 +at Alabama	57-74	L
F. 2 +VANDERBILT	54-57	L
F. 6 +KENTUCKY	58-77	L
F. 11 +at Tennessee	42-45	L
F. 13 +at Georgia	45-69	L
F. 18 +MISSISSIPPI	70-51	W
F. 20 +LSU	70-85	L
F. 26 +ALABAMA	74-70	W
M. 1 +at Auburn	53-68	L
M. 3 +at Florida	59-60	L
M. 7 Georgia*	49-52	L
# Winston Tire Classic - Los Angeles, CA		
* SEC Tournament - Nashville, TN		



# ALL-TIME RESULTS

## 1984-85 (Won 13, Lost 15; 9-9 SEC)

**Head Coach: Bob Boyd**

N. 27	JACKSON STATE	77-46	W
D. 1	DELTA STATE	76-58	W
D. 5	at Kansas State	58-67	L
D. 8	SOUTHEAST MISSOURI STATE	63-56	W
D. 11	SOUTHERN MISSISSIPPI	71-53	W
D. 15	MEMPHIS STATE	59-68	L
D. 17	at Alabama-Birmingham	63-65	L
D. 28	Purdue#	46-77	L
D. 29	Wake Forest#	65-67	L
J. 3	+at Alabama	71-67	W
J. 5	+LSU	83-69	W
J. 9	+GEORGIA	65-64	W
J. 12	+at Auburn	53-62	L
J. 16	+at Kentucky	57-58	L
J. 19	+MISSISSIPPI	61-44	W
J. 23	+TENNESSEE	82-66	W
J. 26	+at Vanderbilt	71-70	W
J. 30	+at Florida	57-72	L
F. 2	+ALABAMA	48-46	W
F. 6	+at LSU	65-80	L
F. 9	+at Georgia	74-79	L
F. 13	+AUBURN	82-65	W
F. 16	+KENTUCKY	82-69	W
F. 20	+at Mississippi	50-53	L
F. 23	+at Tennessee	64-79	L
F. 27	+VANDERBILT	71-81	L
M. 2	+FLORIDA	63-69	L
M. 7	Alabama*	31-42	L

# Sun Bowl Classic - El Paso, TX

\* SEC Tournament - Birmingham, AL

## 1985-86 (Won 8, Lost 22; 3-15 SEC)

**Head Coach: Bob Boyd**

N. 25	at McNeese State	67-76	L
N. 30	Jackson State (@ Jackson)	77-62	W
D. 7	MISSISSIPPI COLLEGE	74-64	W
D. 10	DELTA STATE	53-56	L
D. 14	KANSAS STATE	58-63	L
D. 17	UT-CHATTANOOGA	47-48	L
D. 21	at Wichita State	57-64	L
D. 27	San Jose State#	75-65	W
D. 28	Indiana#	43-74	L
J. 2	+ALABAMA	OT 62-71	L
J. 4	+at LSU	84-90	L
J. 8	+at Georgia	55-72	L
J. 11	+AUBURN	56-72	L
J. 15	+KENTUCKY	52-64	L
J. 18	+at Mississippi	56-57	L
J. 22	+at Tennessee	51-69	L
J. 25	+VANDERBILT	64-60	W
J. 29	+FLORIDA	64-73	L
F. 1	+at Alabama	54-72	L
F. 5	+LSU	62-68	L
F. 8	+GEORGIA	61-62	L
F. 12	+at Auburn	64-69	L
F. 15	+at Kentucky	62-88	L
F. 19	+MISSISSIPPI	48-43	W
F. 22	+TENNESSEE	57-49	W
F. 26	+at Vanderbilt	65-77	L
M. 1	+at Florida	58-76	L
M. 5	Vanderbilt*	62-54	W
M. 6	Auburn*	65-63	W
M. 7	Alabama*	65-77	L

# Hoosier Classic - Indianapolis, IN

\* SEC Tournament - Lexington, KY



## RICHARD WILLIAMS

**191-163 (12 SEASONS)**

Richard Williams, a 1967 MSU alumnus, retired from his alma mater in March 1998 as the school's all-time winningest basketball coach (191-163) after guiding the Bulldogs to five postseason tournament appearances, including a 1996 Final Four berth.

## 1986-87 (Won 7, Lost 21; 3-15 SEC)

**Head Coach: Richard Williams**

N. 29	ILLINOIS WESLEYAN	83-78	W
D. 2	CHRISTIAN BROTHERS	77-52	W
D. 6	MISSISSIPPI COLLEGE	86-68	W
D. 10	WICHITA STATE	48-61	L
D. 13	DELTA STATE	68-56	W
D. 16	at Tennessee-Chattanooga	51-66	L
D. 26	San Jose State#	57-62	L
D. 28	Southwestern Louisiana#	56-62	L
D. 29	Idaho#	OT 67-70	L
J. 3	+at Alabama	49-64	L
J. 7	+at Florida	56-100	L
J. 10	+AUBURN	52-66	L
J. 12	+KENTUCKY	49-57	L
J. 14	+MISSISSIPPI	63-62	W
J. 17	+at Georgia	41-48	L
J. 21	+at Tennessee	61-74	L
J. 25	+LSU	50-52	L
J. 28	+VANDERBILT	57-76	L
J. 31	+at Kentucky	36-50	L
F. 4	+ALABAMA	55-76	L
F. 7	+FLORIDA	56-84	L
F. 12	+at Auburn	45-59	L
F. 14	+at Mississippi	65-79	L
F. 18	+GEORGIA	64-63	W
F. 21	+TENNESSEE	62-60	W
F. 25	+at LSU	46-55	L
F. 28	+at Vanderbilt	58-66	L
M. 5	LSU*	54-68	L

# Far West Classic - Portland, OR

\* SEC Tournament - Atlanta, GA



Richard Williams, MSU's all-time winningest hoops coach, put Mississippi State on the map with a Final Four showing in 1996.

## 1987-88 (Won 14, Lost 15; 6-12 SEC)

**Head Coach: Richard Williams**

N. 28	CHRISTIAN BROTHERS	93-78	W
D. 2	at Rice	72-68	W
D. 5	WESTERN NEW MEXICO	86-56	W
D. 9	EAST TENNESSEE STATE	86-59	W
D. 12	MERCER	66-50	W
D. 16	McNeese State (@ Jackson)	76-66	W
D. 19	at Southeastern Louisiana	60-51	W
D. 27	at Hawaii#	68-55	W
D. 29	Arizona State#	69-70	L
D. 30	Louisville#	62-86	L
J. 6	+at Kentucky	52-93	L
J. 9	+ALABAMA	59-56	W
J. 13	+FLORIDA	45-55	L
J. 16	+at Auburn	57-65	L
J. 20	+at Mississippi	52-61	L
J. 23	+GEORGIA	80-72	W
J. 27	+TENNESSEE	48-63	L
J. 30	+at LSU	49-47	W
F. 3	+at Vanderbilt	66-82	L
F. 6	+KENTUCKY	59-83	L
F. 10	+at Alabama	48-61	L
F. 13	+at Florida	52-69	L
F. 17	+AUBURN	61-77	L
F. 20	+MISSISSIPPI	67-57	W
F. 24	+at Georgia	35-49	L
F. 27	+at Tennessee	62-64	L
M. 2	+LSU	62-60	W
M. 5	+VANDERBILT	73-68	W
M. 10	Georgia*	43-64	L

# Rainbow Classic - Honolulu, HI

\* SEC Tournament - Baton Rouge, LA

## 1988-89 (Won 13, Lost 15; 7-11 SEC)

**Head Coach: Richard Williams**

N. 28	RICE	63-61	W
D. 1	SOUTHEASTERN LOUISIANA	113-61	W
D. 6	at East Tennessee State	82-91	L
D. 10	Mercer (@ Albany, GA)	74-63	W
D. 13	NEW ORLEANS	76-65	W
D. 17	at Texas Christian	65-66	L
D. 20	EAST CAROLINA	88-79	W
D. 28	DePaul#	60-62	L
D. 29	Virginia#	86-84	W
J. 4	+at LSU	87-84	W
J. 7	+TENNESSEE	85-86	L
J. 11	+AUBURN	69-56	W
J. 14	+at Alabama	80-97	L
J. 19	+GEORGIA	68-79	L
J. 21	+at Florida	57-81	L
J. 25	+at Mississippi	65-75	L
J. 28	+VANDERBILT	70-81	L
F. 1	+at Kentucky	61-73	L
F. 4	+LSU	96-79	W
F. 8	+at Tennessee	71-81	L
F. 11	+at Auburn	68-70	L
F. 15	+ALABAMA	OT 61-57	W
F. 18	+at Georgia	OT 86-85	W
F. 22	+FLORIDA	69-78	L
F. 25	+MISSISSIPPI	74-69	W
M. 1	+at Vanderbilt	58-77	L
M. 4	+KENTUCKY	68-67	W
M. 9	Georgia*	68-83	L

# USF&G Sugar Bowl Classic - New Orleans, LA

\* SEC Tournament - Knoxville, TN

# ALL-TIME RESULTS



## 1989-90 (Won 16, Lost 14; 7-11 SEC)

Head Coach: Richard Williams

N. 24	Northeast Louisiana#	75-68	W
N. 25	at Centenary#	96-80	W
N. 29	CENTENARY	112-74	W
D. 4	+at Kentucky	97-102	L
D. 7	CHRISTIAN BROTHERS	86-51	W
D. 16	at New Orleans	62-55	W
D. 19	at East Carolina	72-63	W
D. 29	Delaware@	66-65	W
D. 30	at Connecticut@	68-84	L
J. 4	+LSU	OT 87-80	W
J. 6	+at Tennessee	77-82	L
J. 10	+at Auburn	71-93	L
J. 13	+ALABAMA	57-62	L
J. 17	+at Georgia	69-83	L
J. 20	+FLORIDA	98-73	W
J. 24	+MISSISSIPPI	4OT 104-102	W
J. 27	+at Vanderbilt	68-81	L
J. 31	+KENTUCKY	OT 87-86	W
F. 5	+at LSU	68-86	L
F. 7	+TENNESSEE	OT 83-84	L
F. 10	+AUBURN	74-77	L
F. 13	+at Alabama	86-74	W
F. 17	+GEORGIA	74-82	L
F. 21	+at Florida	79-54	W
F. 24	+at Mississippi	67-75	L
F. 28	+VANDERBILT	83-68	W
M. 3	TEXAS CHRISTIAN	64-60	W
M. 9	Alabama*	44-59	L
M. 15	BAYLOR\$	84-75	W
M. 19	at New Orleans\$	60-65	L

# Century Cellunet Classic - Shreveport, LA  
 @ Connecticut Mutual Classic - Hartford, CT  
 \* SEC Tournament - Orlando, FL  
 \$ National Invitation Tournament

## 1990-91 (Won 20, Lost 9; 13-5 SEC)

Head Coach: Richard Williams

### SEC Co-CHAMPIONS

N. 26	TENNESSEE TECH	109-76	W
N. 30	at Tennessee-Chattanooga	76-70	W
D. 4	at Jacksonville	79-65	W
D. 8	BALL STATE	86-72	W
D. 11	EASTERN KENTUCKY	94-67	W
D. 18	ALCORN STATE	120-65	W
D. 22	at Drake	OT 82-80	W
D. 27	Ohio State#	80-82	L
D. 28	Miami, Fla.#	67-74	L
J. 2	+at Tennessee	70-65	W
J. 6	+MISSISSIPPI	OT 84-80	W
J. 9	+at Kentucky	70-89	L
J. 12	+VANDERBILT	85-62	W
J. 16	+GEORGIA	73-81	L
J. 19	+at Florida	82-85	L
J. 23	+ALABAMA	68-59	W
J. 26	+at Auburn	84-64	W
J. 30	+at LSU	82-79	W
F. 2	+TENNESSEE	95-68	W
F. 6	+at Vanderbilt	70-91	L
F. 9	+KENTUCKY	83-82	W
F. 13	+at Mississippi	84-77	W
F. 16	+at Georgia	70-64	W
F. 20	+FLORIDA	81-67	W
F. 23	+at Alabama	72-97	L
F. 27	+AUBURN	94-76	W
M. 2	+LSU	76-73	W
M. 8	Tennessee*	70-87	L
M. 15	Eastern Michigan\$	56-76	L


# Eastern Airlines Palm Beach Cl. - W. Palm Beach, FL  
 \* SEC Tournament - Nashville, TN  
 \$ NCAA East Regional - Syracuse, NY

## 1991-92 (Won 15, Lost 13; 7-9 SEC)

Head Coach: Richard Williams

N. 22	TENNESSEE-CHATTANOOGA	73-85	L
N. 27	TENNESSEE-MARTIN	86-54	W
N. 29	Prairie View A&M#	97-52	W
N. 30	at Southwestern Louisiana#	OT 86-77	W
D. 3	at Ball State	52-81	L
D. 10	DRAKE	79-50	W
D. 14	JACKSONVILLE	77-74	W
D. 16	at Eastern Kentucky	87-68	W
D. 19	+at Vanderbilt	74-71	W
D. 21	at Tennessee Tech	90-84	W
D. 30	SAMFORD	72-48	W
J. 4	+ALABAMA	64-78	L
J. 11	+MISSISSIPPI	84-72	W
J. 15	+at Arkansas	78-99	L
J. 18	+LSU	70-83	L
J. 22	at Austin Peay State	97-103	L
J. 25	+at South Carolina	60-57	W
J. 29	+at Auburn	75-72	W
F. 5	+GEORGIA	75-66	W
F. 8	+at Florida	66-87	L
F. 12	+TENNESSEE	94-76	W
F. 19	+KENTUCKY	84-89	L
F. 22	+at Mississippi	78-86	L
F. 26	+at Alabama	69-79	L
F. 29	+ARKANSAS	76-84	L
M. 4	+AUBURN	77-70	W
M. 7	+at LSU	80-89	L
M. 12	Vanderbilt*	55-77	L

# Louisiana Classics Tip-Off - Lafayette, LA  
 \* SEC Tournament - Birmingham, AL



The all-SEC forward tandem of Greg Carter (left) and Cameron Burns helped pace the Bulldogs to their first back-to-back postseason berths in 1990 and 1991.

## 1992-93 (Won 13, Lost 16; 5-11 SEC)

Head Coach: Richard Williams

D. 1	AUSTIN PEAY STATE	80-73	W
D. 4	Long Island#	61-52	W
D. 5	at Iowa#	54-69	L
D. 9	at Alabama-Birmingham	68-73	L
D. 17	NORTHEAST MISSOURI STATE	75-48	W
D. 20	Florida International@	58-51	W
D. 21	Southern Illinois@	64-76	L
D. 22	Eastern Michigan@	74-58	W
D. 29	BIRMINGHAM-SOUTHERN	75-71	W
J. 3	+AUBURN	77-71	W
J. 5	TENNESSEE TECH	110-65	W
J. 9	+at Georgia	73-86	L
J. 13	+LSU	OT 76-84	L
J. 16	+at Tennessee	75-92	L
J. 20	+at Mississippi	53-69	L
J. 23	+ALABAMA	66-53	W
J. 25	NORTHEAST LOUISIANA	75-67	W
J. 27	+ARKANSAS	OT 80-76	W
F. 3	+at Kentucky	63-87	L
F. 6	+MISSISSIPPI	53-56	L
F. 10	+at LSU	66-92	L
F. 13	+SOUTH CAROLINA	83-63	W
F. 17	+at Auburn	77-83	L
F. 20	+at Arkansas	58-115	L
F. 23	at Missouri-Kansas City....	OT 87-89	L
F. 27	+VANDERBILT	39-80	L
M. 3	+FLORIDA	78-71	W
M. 6	+at Alabama	80-92	L
M. 11	Georgia*	56-87	L

# Amana-Hawkeye Classic - Iowa City, IA  
 @ San Juan Shootout - San Juan, PR  
 \* SEC Tournament - Lexington, KY

## 1993-94 (Won 18, Lost 11; 9-7 SEC)

Head Coach: Richard Williams

N. 30	TROY STATE	118-83	W
D. 4	SOUTHERN MISSISSIPPI	62-58	W
D. 7	ALABAMA-BIRMINGHAM	OT 63-66	L
D. 11	SOUTHEASTERN LOUISIANA	81-55	W
D. 18	Tulane#	82-78	W
D. 21	at Northeast Louisiana	73-67	W
D. 28	Villanova@	82-90	L
D. 29	Northern Arizona@	85-64	W
J. 5	+TENNESSEE	80-66	W
J. 9	+at Mississippi	81-69	W
J. 12	+at Auburn	OT 91-86	W
J. 15	+GEORGIA	67-60	W
J. 19	+ARKANSAS	72-71	W
J. 22	+KENTUCKY	70-86	L
J. 26	+at LSU	66-52	W
J. 29	+at Alabama	69-70	L
F. 2	MISSOURI-KANSAS CITY	83-61	W
F. 5	+at Florida	75-84	L
F. 8	FLORIDA TECH	95-61	W
F. 12	+MISSISSIPPI	72-52	W
F. 16	+at Vanderbilt	67-84	L
F. 19	+AUBURN	65-76	L
F. 23	+at South Carolina	73-72	W
F. 26	+LSU	86-66	W
M. 2	+ALABAMA	49-60	L
M. 5	+at Arkansas	62-80	L
M. 10	Tennessee*	73-69	W
M. 11	Kentucky*	76-95	L
M. 17	at Kansas State\$	67-78	L

# Cellular South Miss. Beach Shootout - Biloxi, MS  
 @ Arizona State-Tribune Classic - Tempe, AZ  
 \* SEC Tournament - Memphis, TN  
 \$ National Invitation Tournament



# ALL-TIME RESULTS

## 1994-95 (Won 22, Lost 8; 12-4 SEC)

**Head Coach: Richard Williams**

### SEC West Co-Champions

N. 28	SOUTHEASTERN LOUISIANA	106-67	W
D. 2	Colgate#	80-76	W
D. 3	at Montana#	2OT 90-85	W
D. 6	at Brigham Young	OT 68-74	L
D. 10	NORTHEAST LOUISIANA	70-56	W
D. 17	Southern Mississippi@	64-66	L
D. 27	St. Joseph's%	76-66	W
D. 28	Wyoming%	61-57	W
J. 3	+SOUTH CAROLINA	71-56	W
J. 7	+at Georgia	60-59	W
J. 11	+at Arkansas	74-79	L
J. 14	+MISSISSIPPI	94-52	W
J. 16	NORTHWESTERN STATE	98-58	W
J. 21	+at Alabama	64-68	L
J. 25	+LSU	73-60	W
J. 30	NICHOLLS STATE	81-65	W
F. 1	+FLORIDA	70-47	W
F. 4	+ARKANSAS	83-62	W
F. 8	+at LSU	67-61	W
F. 11	+AUBURN	69-70	L
F. 14	+at Kentucky	76-71	W
F. 18	+at Tennessee	60-52	W
F. 22	+VANDERBILT	76-48	W
F. 25	+at Mississippi	46-42	W
M. 1	+at Auburn	69-76	L
M. 4	+ALABAMA	71-67	W
M. 10	Florida*	64-80	L
M. 17	Santa Clara (@ Boise, ID)\$	75-67	W
M. 19	Utah (@ Boise, ID)\$	78-64	W
M. 23	UCLA (@ Oakland, CA)\$	67-86	L

# Missoulian/Coca-Cola Classic XV - Missoula, MT  
@ Cellular South Shootout - Biloxi, MS  
% MiniMart/Gatorade Wyoming Cowboy Shootout - Casper, WY  
\* SEC Tournament - Atlanta, GA  
\$ NCAA West Regional

## 1995-96 (Won 26, Lost 8; 10-6 SEC)

**Head Coach: Richard Williams**

### SEC West & Tourney Champions

N. 25	SOUTHEASTERN LOUISIANA	121-78	W
N. 28	UNC WILMINGTON	77-54	W
D. 2	BRIGHAM YOUNG	79-74	W
D. 5	TROY STATE	123-73	W
D. 9	ARKANSAS-LITTLE ROCK	68-70	L
D. 16	at Southern Mississippi	OT 72-69	W
D. 19	at Northeast Louisiana	66-60	W
D. 29	Oregon State#	76-62	W
D. 30	Nebraska#	69-66	W
J. 3	+at LSU	77-64	W
J. 6	+at Florida	69-66	W
J. 9	+KENTUCKY	56-74	L
J. 13	+ALABAMA	55-56	L
J. 17	+MISSISSIPPI	53-47	W
J. 20	+at Arkansas	68-80	L
J. 24	+at South Carolina	69-77	L
J. 27	+TENNESSEE	60-59	W
J. 31	+GEORGIA	76-73	W
F. 4	+at Auburn	OT 78-75	W
F. 6	+ARKANSAS	78-63	W
F. 10	at Oklahoma	76-71	W
F. 17	+at Mississippi	64-71	L
F. 21	+LSU	88-77	W
F. 24	+at Alabama	73-65	W
F. 28	+at Vanderbilt	64-69	L
M. 2	+AUBURN	67-51	W
M. 8	Auburn*	69-58	W
M. 9	Georgia*	86-68	W
M. 10	Kentucky*	84-73	W
M. 14	VCU (@ Indianapolis, IN)\$	58-51	W
M. 16	Princeton (@ Indianapolis, IN)\$	63-41	W
M. 22	Connecticut (@ Lexington, KY)\$	60-55	W
M. 24	Cincinnati (@ Lexington, KY)\$	73-63	W
M. 30	Syracuse (@ E. Rutherford, NJ)!.	69-77	L

# Ford Far West Classic - Portland, OR  
\* SEC Tournament - New Orleans, LA  
\$ NCAA Southeast Regional  
! NCAA Final Four

## 1996-97 (Won 12, Lost 18; 6-10 SEC)

**Head Coach: Richard Williams**

N. 23	NORTHWESTERN STATE	78-61	W
N. 26	SOUTHEASTERN LOUISIANA	77-63	W
N. 30	JAMES MADISON	72-75	L
D. 3	Wake Forest#	43-74	L
D. 8	George Washington@	36-57	L
D. 9	California@	45-78	L
D. 14	LOYOLA (NEW ORLEANS)	98-32	W
D. 17	TEXAS SOUTHERN	95-64	W
D. 19	OLD DOMINION	80-73	W
D. 21	at UNC Wilmington	54-71	L
D. 30	Bowling Green State%	59-75	L
D. 31	Fresno State%	62-60	W
J. 1	Old Dominion%	OT 71-72	L
J. 4	+LSU	69-66	W
J. 7	+at Kentucky	61-90	L
J. 11	+SOUTH CAROLINA	65-73	L
J. 15	+MISSISSIPPI	75-64	W
J. 21	+at Arkansas	64-98	L
J. 25	+VANDERBILT	60-53	W
J. 29	+at LSU	68-60	W
F. 1	+ALABAMA	64-51	W
F. 5	+at Auburn	68-81	L
F. 8	+at Georgia	54-56	L
F. 12	+FLORIDA	69-72	L
F. 15	+at Tennessee	53-54	L
F. 19	+at Mississippi	61-84	L
F. 23	+ARKANSAS	93-77	W
F. 26	+AUBURN	64-68	L
M. 1	+at Alabama	49-78	L
M. 6	*Vanderbilt	OT 67-73	L

# DIRECTV Great Eight - Chicago, IL  
@ Franklin National Bank Classic - Landover, MD  
% Puerto Rico Holiday Classic - San Juan, PR  
\* SEC Tournament - Memphis, TN


## 1997-98 (Won 15, Lost 15; 4-12 SEC)

**Head Coach: Richard Williams**

N. 15	CENTENARY	64-40	W
N. 18	TEXAS-PAN AMERICAN	90-60	W
N. 21	Alaska Fairbanks#	2OT 66-64	W
N. 22	Gonzaga#	68-70	L
N. 23	Southwest Missouri State#	79-68	W
N. 26	TENNESSEE TECH	83-57	W
N. 29	NORTHWESTERN STATE	84-73	W
D. 6	OKLAHOMA	OT 67-65	W
D. 16	at James Madison	73-69	W
D. 18	at Old Dominion	62-57	W
D. 20	Tenn.-Martin (@ Tupelo, MS)	80-60	W
D. 27	St. Joseph's@	58-65	L
D. 28	Penn State@	58-57	W
J. 3	+at Alabama	56-52	W
J. 7	+at Arkansas	70-83	L
J. 10	+KENTUCKY	71-77	L
J. 17	+at Vanderbilt	73-77	L
J. 21	+GEORGIA	69-64	W
J. 24	+at Mississippi	2OT 77-81	L
J. 28	+AUBURN	66-69	L
J. 31	+ARKANSAS	73-76	L
F. 4	+at Florida	OT 78-82	L
F. 7	+at Auburn	OT 66-68	L
F. 11	+LSU	85-48	W
F. 14	+at South Carolina	65-76	L
F. 17	+TENNESSEE	63-87	L
F. 21	+MISSISSIPPI	78-82	L
F. 25	+ALABAMA	70-85	L
F. 28	+at LSU	63-62	W
M. 5	Georgia*	76-79	L

# Can You Score Top of the World Classic - Fairbanks, AK  
@ Sierra Providence Sun Classic - El Paso, TX  
\* SEC Tournament - Atlanta, GA

## 1995-96 NCAA FINAL FOUR (26-8)



The most decorated basketball team in Mississippi State history, the 1995-96 Bulldogs claimed the SEC's Western Division championship and captured the school's first-ever SEC Tournament title in New Orleans, La., en route to advancing to the NCAA Final Four at the Meadowlands in East Rutherford, N.J.

# ALL-TIME RESULTS



## RICK STANSBURY

**164-90 (8 SEASONS)**

Following an eight-year stint as an MSU assistant and being promoted to head coach in 1998, Rick Stansbury recently guided the Bulldogs to four straight NCAA Tournament berths, including an SEC overall championship, two SEC West crowns and an SEC tourney title.

## 1998-99 (Won 20, Lost 13; 8-8 SEC)

### Head Coach: Rick Stansbury

N. 17	Ark.-Pine Bluff (@ Jackson, MS)	105-53	W
N. 21	Northwestern St. (@ Tupelo, MS)	75-46	W
N. 25	BELMONT	66-65	W
N. 28	TENNESSEE-MARTIN	85-67	W
N. 30	SAM HOUSTON STATE	80-67	W
D. 2	JACKSONVILLE STATE	73-54	W
D. 8	CENTENARY	59-54	W
D. 12	SOUTHEASTERN LOUISIANA	97-60	W
D. 21	Southwestern Louisiana#	58-60	L
D. 22	Eastern Kentucky#	75-62	W
D. 28	Texas@	77-81	L
D. 29	Florida State@	58-69	L
D. 30	Southwestern Louisiana@	62-58	W
J. 2	+SOUTH CAROLINA	66-60	W
J. 6	+at Georgia	60-63	L
J. 9	+at Alabama	55-50	W
J. 13	+ARKANSAS	59-61	L
J. 16	+LSU	55-53	W
J. 20	+at Mississippi	68-81	L
J. 23	+at Kentucky	49-76	L
J. 27	+at Auburn	54-64	L
J. 30	+FLORIDA	66-63	W
F. 3	+ALABAMA	79-50	W
F. 6	+at Tennessee	88-82	W
F. 10	+VANDERBILT	67-62	W
F. 13	+at Arkansas	62-82	L
F. 20	+MISSISSIPPI	72-69	W
F. 24	+at LSU	63-74	L
F. 27	+AUBURN	73-76	L
M. 4	Vanderbilt*	76-58	W
M. 5	Tennessee*	62-56	W
M. 6	Arkansas*	OT 79-84	L
M. 10	at Colorado State\$	56-69	L
# Golden Bear Classic - Oakland, CA			
@ Outrigger Hotels Rainbow Classic - Honolulu, HI			
* SEC Tournament - Atlanta, GA			
\$ National Invitation Tournament			

## 1999-00 (Won 14, Lost 16; 5-11 SEC)

### Head Coach: Rick Stansbury

N. 21	ALABAMA A&M	89-67	W
N. 23	ARKANSAS-PINE BLUFF	107-67	W
N. 26	Valparaiso#	59-68	L
N. 27	Rutgers#	69-74	L
N. 28	Northwestern#	70-65	W
D. 1	SOUTHEASTERN LOUISIANA	70-56	W
D. 4	WESTERN KENTUCKY	81-69	W
D. 7	SOUTH CAROLINA STATE	88-58	W
D. 11	CENTENARY	98-76	W
D. 21	Stanford@	56-76	L
D. 29	Idaho%	86-81	W
D. 30	at Montana State%	70-74	L
J. 5	+GEORGIA	71-59	W
J. 8	+at Alabama	OT 74-77	L
J. 12	+at Mississippi	61-59	W
J. 16	+AUBURN	45-51	L
J. 19	at Jacksonville State	73-61	W
J. 22	+at Arkansas	73-83	L
J. 29	+at Auburn	57-73	L
F. 2	+LSU	68-66	W
F. 6	+TENNESSEE	81-88	L
F. 9	+at Vanderbilt	64-65	L
F. 12	+ARKANSAS	81-87	L
F. 16	+at South Carolina	67-68	L
F. 19	+at Florida	58-88	L
F. 23	+MISSISSIPPI	80-67	W
F. 26	+at LSU	66-71	L
F. 29	+KENTUCKY	61-73	L
M. 4	+ALABAMA	92-70	W
M. 9	Vanderbilt*	53-76	L
# USBWA Hoop & Quill Classic - St. Charles, MO			
@ Pete Newell Challenge - Oakland, CA			
% Holiday Stores/Touch America Cl. - Bozeman, MT			
* SEC Tournament - Atlanta, GA			

## 2000-01 (Won 18, Lost 13; 7-9 SEC)

### Head Coach: Rick Stansbury

N. 13	at California#	OT 76-83	L
N. 18	McNEESE STATE	83-74	W
N. 21	MISSISSIPPI VALLEY STATE	93-58	W
N. 30	ALABAMA A&M	102-60	W
D. 2	RICHMOND	72-83	L
D. 5	LOUISIANA TECH	68-63	W
D. 9	MONTANA STATE	81-63	W
D. 18	Southeastern La. (@ Southaven, MS)	78-58	W
D. 28	Louisiana-Lafayette@	90-80	W
D. 30	at Arizona@	75-74	W
J. 6	+ARKANSAS	87-73	W
J. 10	+FLORIDA	80-81	L
J. 13	+at Alabama	59-72	L
J. 17	TULANE	83-66	W
J. 20	+at Tennessee	79-84	L
J. 24	+LSU	73-82	L
J. 27	+MISSISSIPPI	79-69	W
J. 31	+at Auburn	56-60	L
F. 3	+at Arkansas	72-83	L
F. 7	+ALABAMA	84-70	W
F. 10	+at Kentucky	57-76	L
F. 14	+at Mississippi	48-51	L
F. 17	+AUBURN	85-74	W
F. 21	+VANDERBILT	80-63	W
F. 24	+at LSU	55-48	W
F. 28	+at Georgia	73-94	L
M. 3	+SOUTH CAROLINA	77-73	W
M. 8	South Carolina*	62-69	L
M. 14	SOUTHERN MISSISSIPPI\$	75-68	W
M. 19	at Pittsburgh\$	66-61	W
M. 21	TULSA\$	75-77	L
# TiVo Preseason NIT			
@ Bank One Fiesta Bowl Classic - Tucson, AZ			
* SEC Tournament - Nashville, TN			
\$ TiVo National Invitation Tournament			

## 2001-02 (Won 27, Lost 8; 10-6 SEC)

### Head Coach: Rick Stansbury

### SEC TOURNAMENT CHAMPIONS

N. 17	NICHOLLS STATE	95-59	W
N. 19	FLORIDA A&M	92-55	W
N. 21	ARKANSAS-LITTLE ROCK	93-81	W
N. 24	at Louisiana-Lafayette	79-71	W
N. 28	ALABAMA A&M	70-45	W
D. 2	SOUTH ALABAMA	73-66	W
D. 5	at Richmond	71-57	W
D. 8	ARKANSAS STATE	91-83	W
D. 15	UL Monroe (@ Southaven, MS)#	104-67	W
D. 16	Georgia State@	72-63	W
D. 20	Richmond#	74-72	W
D. 21	Cincinnati#	56-90	L
D. 22	Illinois-Chicago#	77-74	W
D. 29	at Tulane	77-66	W
J. 5	+KENTUCKY	OT 74-69	W
J. 8	+at Arkansas	64-75	L
J. 12	+at Mississippi	59-66	L
J. 16	+TENNESSEE	OT 92-91	W
J. 19	+at Alabama	73-85	L
J. 26	+LSU	84-61	W
J. 30	+at Auburn	72-64	W
F. 2	+at Florida	48-76	L
F. 6	+GEORGIA	68-86	L
F. 9	+ALABAMA	76-62	W
F. 13	+at LSU	OT 65-68	L
F. 16	+AUBURN	89-53	W
F. 20	+at Vanderbilt	66-43	W
F. 23	+MISSISSIPPI	61-59	W
F. 27	+ARKANSAS	89-83	W
M. 2	+at South Carolina	64-57	W
M. 8	Florida*	62-52	W
M. 9	LSU*	57-51	W
M. 10	Alabama*	61-58	W
M. 15	McNeese State (@ Dallas, TX)\$	70-58	W
M. 17	Texas (@ Dallas, TX)\$	64-68	L
# Las Vegas Classic - Las Vegas, NV			
@ Chick-fil-A Peach Bowl Cl. for Kids - Atlanta, GA			
* SEC Tournament - Atlanta, GA			
\$ NCAA Midwest Regional			



The 2001-02 Bulldogs knocked off Florida, LSU and SEC Champion Alabama on consecutive days at Atlanta's Georgia Dome to claim Mississippi State's second SEC Tournament title.



# ALL-TIME RESULTS

## 2002-03 (Won 21, Lost 10; 9-7 SEC)

**Head Coach: Rick Stansbury**

### SEC WEST CHAMPIONS

N. 23	LOUISIANA-LAFAYETTE	76-79	L
N. 25	McNEESE STATE	81-65	W
N. 30	JACKSONVILLE	100-65	W
D. 2	ALABAMA A&M	100-58	W
D. 4	JACKSON STATE	71-56	W
D. 7	LOUISIANA TECH	78-38	W
D. 14	Xavier (@ New York, NY)	71-61	W
D. 18	Georgia State (@ Jackson, MS)	78-54	W
D. 28	Oklahoma#	54-45	W
D. 30	at South Alabama	85-74	W
J. 2	at UAB	68-52	W
J. 7	+FLORIDA	66-74	L
J. 11	+at LSU	72-85	L
J. 15	+at Alabama	OT 62-68	L
J. 22	+SOUTH CAROLINA	64-48	W
J. 25	+LSU	67-64	W
J. 29	+at Mississippi	58-57	W
F. 1	+at Georgia	63-67	L
F. 5	+VANDERBILT	82-60	W
F. 8	+ARKANSAS	84-54	W
F. 15	+MISSISSIPPI	OT 68-64	W
F. 19	+at Auburn	63-46	W
F. 23	+at Kentucky	62-70	L
F. 26	+ALABAMA	59-55	W
M. 1	+at Arkansas	51-53	L
M. 5	+at Tennessee	49-59	L
M. 8	+AUBURN	67-45	W
M. 14	Mississippi*	73-64	W
M. 15	LSU*	76-61	W
M. 16	Kentucky*	57-64	L
M. 21	Butler\$	46-47	L

# Nokia Sugar Bowl Classic - New Orleans, LA

\*SEC Tournament - New Orleans, LA

\$ NCAA East Regional - Birmingham, AL

## 2003-04 (Won 26, Lost 4; 14-2 SEC)

**Head Coach: Rick Stansbury**

### SEC OVERALL & WEST CHAMPIONS

N. 22	TENNESSEE-MARTIN	90-74	W
N. 26	SOUTH ALABAMA	71-62	W
N. 29	at Western Kentucky	81-75	W
D. 1	McNEESE STATE	92-69	W
D. 3	LOUISIANA-MONROE	76-52	W
D. 6	UAB	86-84	W
D. 13	XAVIER	82-70	W
D. 16	New Orleans (@ Tupelo, MS)	77-59	W
D. 20	at Santa Clara	OT 66-61	W
D. 27	at Tulane#	72-50	W
J. 3	at Arkansas-Little Rock	68-58	W
J. 7	+at Mississippi	61-54	W
J. 10	+ARKANSAS	80-62	W
J. 13	+KENTUCKY	66-67	L
J. 17	+at LSU	64-54	W
J. 21	+at Florida	79-68	W
J. 24	+GEORGIA	71-58	W
J. 28	+TENNESSEE	82-60	W
J. 31	+at Auburn	73-68	W
F. 7	+MISSISSIPPI	80-56	W
F. 11	+at South Carolina	OT 79-75	W
F. 14	+at Arkansas	77-70	W
F. 21	+ALABAMA	73-77	L
F. 25	+LSU	84-58	W
F. 28	+at Vanderbilt	72-69	W
M. 2	+AUBURN	105-91	W
M. 6	+at Alabama	OT 82-81	W
M. 12	Vanderbilt*	OT 70-74	L
M. 19	Monmouth\$	85-52	W
M. 21	Xavier\$	74-89	L

# Nokia Sugar Bowl Classic - New Orleans, LA

\*SEC Tournament - Atlanta, GA

\$ NCAA Atlanta Regional - Orlando, FL

## 2004-05 (Won 23, Lost 11; 9-7 SEC)

**Head Coach: Rick Stansbury**

N. 11	Fairfield#	53-49	W
N. 12	at Birmingham-Southern#	55-48	W
N. 18	Syracuse@	58-71	L
N. 19	Saint Mary's@	67-54	W
N. 21	NICHOLLS STATE	98-69	W
N. 23	UMKC	82-64	W
D. 2	SOUTH ALABAMA	66-52	W
D. 5	Arizona%	64-68	L
D. 11	ARKANSAS-LITTLE ROCK	83-53	W
D. 13	at New Orleans	74-59	W
D. 18	at Xavier	80-74	W
D. 20	FLORIDA A&M	104-80	W
D. 22	Jacksonville St. (@ Jackson, MS)	95-53	W
D. 30	Virginia Tech^	71-65	W
J. 5	+AUBURN	90-53	W
J. 8	+at Mississippi	87-76	W
J. 12	+at Tennessee	63-64	L
J. 15	+ARKANSAS	80-55	W
J. 18	+at Alabama	49-98	L
J. 22	+SOUTH CAROLINA	73-65	W
J. 29	+at LSU	62-69	L
F. 1	+FLORIDA	71-57	W
F. 5	+at Auburn	76-90	L
F. 12	+VANDERBILT	60-54	W
F. 16	+LSU	72-80	L
F. 19	+at Kentucky	78-94	L
F. 23	+at Georgia	76-62	W
F. 26	+MISSISSIPPI	71-68	W
M. 1	+at Arkansas	57-55	W
M. 5	+ALABAMA	63-68	L
M. 10	Georgia*	76-65	W
M. 11	Florida*	64-80	L
M. 18	Stanford\$	93-70	W
M. 20	Duke\$	55-63	L

# Coaches vs. Cancer Classic - Birmingham, AL

@ Coaches vs. Cancer Classic - New York, NY

% John R. Wooden Classic - Anaheim, CA

^ Nokia Sugar Bowl Classic - New Orleans, LA

\* SEC Tournament - Atlanta, GA

\$ NCAA Austin Regional - Charlotte, NC

## 2005-06 (Won 15, Lost 15; 5-11 SEC)

**Head Coach: Rick Stansbury**

N. 19	CHATTANOOGA	64-48	W
N. 21	ARKANSAS STATE	68-63	W
N. 23	at Charlotte	53-38	W
N. 26	NORTHWESTERN STATE	OT 75-76	L
N. 28	SOUTHEASTERN LOUISIANA	46-57	L
N. 30	NEW ORLEANS	67-59	W
D. 3	SANTA CLARA	OT 82-69	W
D. 10	TROY	OT 88-77	W
D. 15	Jacksonville St. (@ Jackson, MS)	104-80	W
D. 19	Liberty#	78-67	W
D. 20	Akron#	72-83	L
D. 21	Holy Cross#	76-75	W
D. 30	GEORGE MASON	63-61	W
J. 7	+ARKANSAS	69-67	W
J. 11	+at Florida	60-75	L
J. 14	+at Mississippi	65-75	L
J. 18	+LSU	57-71	L
J. 21	+at Vanderbilt	52-80	L
J. 25	+TENNESSEE	65-88	L
J. 28	+at Alabama	59-65	L
F. 1	+KENTUCKY	66-81	L
F. 4	+AUBURN	71-53	W
F. 11	+at South Carolina	61-83	L
F. 15	+at LSU	59-72	L
F. 18	+MISSISSIPPI	84-55	W
F. 22	+at Auburn	71-75	L
F. 25	+GEORGIA	83-68	W
M. 1	+at Arkansas	70-80	L
M. 4	+ALABAMA	71-58	W
M. 9	South Carolina*	44-59	L

# San Juan Shootout - Guaynabo, PR

\* SEC Tournament - Nashville, TN







The 1908-09 Mississippi A&M team opened the school's first-ever basketball campaign with five consecutive wins under the guidance of head coach T.H. Werner.

The sport of basketball initially came into existence at the Mississippi Agricultural and Mechanical College through the efforts of the sports editors of the school newspaper, *The Reflector*, during the early 1900s. During the three-year span from 1903 to 1905, a series of short editorials had aroused the interest of the students around campus. Urgent appeals, pleading for recognition of basketball as an intercollegiate sport, appeared during these years. In October 1906, the Faculty Committee on Athletics approved the application for the support of basketball by the athletic department. Without the availability of a gymnasium for practice, the team reported for outdoor practice sessions during the early part of November. While no official coach was available for basketball instruction, the team was comprised of the following students: E.R. Blanton, F.N. Chisholm, D.C. Miller, J.T. Pinkston, R.L. Prophit, C.G. Smith, and R.L. Steinwinder. A guard on the club, Steinwinder was elected the team captain. Due to the absence of teams at neighboring colleges, intercollegiate games could not be scheduled. The only game that was played during the first "season" was contested on the night of Nov. 26, 1906 in nearby Columbus, Miss., against the Columbus Athletic Club.

The game's outcome, a 41-10 win by the Athletic Club, was not relished very much by the A&M students. Consequently, interest in basketball dwindled somewhat around campus, and there were not any further attempts to revive the sport again until 1909.

Basketball returned to campus in 1909, with T.H. Werner at the helm for one season. Captained by H.B. Furman, the first

"official" A&M roundball game was played on the evening of Jan. 1. Coach Werner held the team together during the Christmas holidays, expecting to play Illinois, but instead took on the Columbus Athletic Club because of Illinois' decision to cancel its Southern trip. A&M's "official" basketball debut proved to be a successful one, with the home team claiming a 35-6 triumph.

That first A&M edition reeled off five consecutive victories to open the season, including lopsided wins over less-talented athletic clubs from Brownsville, Tenn., (75-0) and Columbus, Miss. (61-1). *The Reflector*, the school newspaper, reported the back-to-back triumphs in a rather amusing way.

"A team from Brownsville, touring as an athletic association, came with the idea that they knew basketball. A large and enthusiastic crowd encouraged the A&M boys, and the splendid teamwork was practically uninterrupted."

On the team's visit to nearby Columbus two days later, *The Reflector* reported, "A&M spent too much valuable time looking at the good-looking girls to do themselves justice, and consequently scored only 61 points to one for the visitors."

That 1909 club finished the season with five consecutive low-scoring road losses to end the year with a 5-5 record. After not having a team for the 1909-10 hoops season, W.D. Chadwick, guided A&M for one rather uneventful campaign (2-4 record).

The A&M basketball program enjoyed tremendous success under the direction of Earle C. "Billy" Hayes, who tutored A&M track great Don Magruder Scott (in whose honor MSU's Scott

Field is named) and other Olympians before becoming a very successful track coach at Indiana University. Hayes, whose 12-year tenure at A&M is tied for the school's longest stint (with Richard Williams) for a head basketball coach, posted a composite record of 124-54 from 1912 to 1924. A graduate of Albion College in Michigan, Hayes currently ranks as the school's fourth-winningest basketball coach of all-time behind Williams, Babe McCarthy and current State mentor Rick Stansbury. During these dozen seasons, Hayes' A&M clubs "claimed" four Southern Championships (1912-14, '16). The first Dixie title came in his initial year on the job, as A&M recorded a perfect 9-0 mark for the school's first and only undefeated basketball campaign in 94 seasons of competition.

The perfect season of 1911-12 was followed by outstanding records of 11-1 and 13-2 during the next two years, as A&M "claimed" its second and third consecutive Southern Championships. Having also "won" the title again in 1916, all claims but the 1914 championship were disputed by the other schools holding membership in the Southern Intercollegiate Athletic Association. The bone of contention for the SIAA members generally centered around the fact that the colleges did not have uniform courts. Some courts were long and narrow with low ceilings, while others were irregular and in some instances had column or other obstructions in the playing court. The result was that the home teams most always won. As a result, the team that could schedule the most home games usually had the best winning percentage at the end of the season and, of course, "claimed" the championship.



Coach E.C. Hayes' first of his school-record 12 years at the Mississippi A&M hoops helm resulted in the only perfect basketball season (9-0 in 1911-12) in the history of Mississippi State University.



# MSU BASKETBALL HISTORY

To eliminate the possibility of continued disputes among SIAA members, the Atlanta Athletic Club officials, in 1921, decided to organize a tournament to be held at a neutral site on a specially constructed court erected just for the tournament games. Open to all Southern college teams and played in the Atlanta Auditorium, the 1923 SIAA Tournament was captured by Mississippi A&M. With tourney wins over Furman, rival Mississippi, Georgia Tech and Tennessee-Chattanooga, Hayes' 1923 A&M contingent finished with a 15-4 overall record.

A&M went 13-8 the following year in Hayes' final season before leaving to become the head track coach at Indiana University in Bloomington. During his 12-year stint as head basketball coach at A&M, his teams never had a losing season and never finished lower than fourth among the more than 40 Southern schools. All of this was accomplished despite A&M not having an indoor basketball court or training facility until 1920.

Upon Hayes' departure in 1924, the A&M coaching reins changed hands five times over the next decade or so. K.P. Gatchell guided the 1924-25 club to a respectable 14-9 mark before giving way to Bernie Bierman, who directed A&M to records of 14-8 and 17-7 in his brief two-year coaching stint. Bierman, a University of Minnesota graduate, would later return to his alma mater to pace the Golden Gopher football teams to five national championships and seven Big Ten titles during a 16-year association with the U of M gridiron unit. The University of Minnesota's main athletic building and track & field stadium are presently named in his honor.

A 16th consecutive winning season (13-7 record) followed in 1927-28 under the guidance of first-year head man Ray G. Dauber, an Iowa graduate. However, five successive losing seasons ensued during this period, beginning with an 8-15 season in 1928-29 and a 5-8 mark the following year when A&M had to play all of its games on the road because a home facility was not available.

After not fielding a team for the 1930-31 campaign, three significant events occurred in 1932 that marked a new beginning for the school's

basketball program. In the fall of 1931, the "Tin Gym" - A&M's first permanent gymnasium which later was used for intramural and recreational student activities on campus - was constructed at a cost of \$12,000. With a seating capacity of 1,800 people, the Tin Gym era began with a 30-26 setback to LSU on Jan. 25, 1932.

One week later (Feb. 3, 1932), A&M became Mississippi State College after legislative action was approved. Later that year (Dec. 8-9) at the annual Southern Conference meeting in Knoxville, Tenn., Mississippi State became one of the 13 charter members of the Southeastern Conference, along with Alabama, Auburn, Florida, Georgia, Georgia Tech, Kentucky, Louisiana State, Mississippi, Sewanee, Tennessee, Tulane, and Vanderbilt.

Mississippi State's first year in the SEC marked Dauber's last season at the hoops helm in Starkville. Despite a regular-season league mark of 3-9 (6-13 overall), State advanced to the finals of the inaugural SEC Tournament. Making the school's only previous appearance in the league tourney's title tilt before winning both the 1996 and 2002 crowns, Dauber's club bested Alabama and Vanderbilt in Atlanta before falling to league champion Kentucky in the title game. State's Frank Waits was chosen first-team all-tournament, while teammates Buford Taylor and George Pillow were second-team selections.

Mississippi State's first two decades competing in the SEC were mostly filled with losing campaigns and lower-division league finishes. Edwin (Goat) Hale, a graduate of Mississippi College, guided the team to a two-year mark of 20-17 before giving way to Notre Dame alumnus Frank

Carideo. State posted winning seasons in 1935-36 and 1936-37, including a fourth-place SEC finish during Carideo's debut year. However, a pair of sub-.500 ledgers followed, and Carideo was replaced by Stanfield (Dick) Hitt to start the new decade.

Under Hitt's guidance, Mississippi State began the 1940s on a high note with four consecutive winning seasons (9-6, 12-10, 13-7 & 14-8), including a 13-7 SEC record and fourth-place league finish in 1943. Unfortunately because of World War II, State did not have a basketball team in 1943-44, and the short-lived success obtained earlier in the decade could not be duplicated when the roundball squad returned to action on the court the following year. Three successive losing seasons later, and Hitt was replaced by Paul Gregory, who would later pilot the MSU baseball contingent to four NCAA Regional appearances and a quartet of SEC titles during an accomplished 18-year coaching career on the diamond.

However, during Gregory's eight-year stint (1948-55) on the hardwood, the Maroons struggled through a composite record of 58-100 with only a pair of winning seasons (12-11 in 1952 & 11-10 in 1954). Perhaps the biggest event to take place on campus during the Gregory era was the opening of the "New Gym."

State claimed a 94-69 home win over the visiting LSU Tigers, Dec. 15, 1950, to begin a new era of Mississippi State basketball. Built at a cost of \$550,000, the New Gym could hold around 5,000 spectators, many of whom often wielded deafening cowbells during home basketball games before the Southeastern Conference, in

1974, banned artificial noise-makers at games between SEC institutions. Over the next 25 seasons (1950-75), the New Gym would go on to be the site of 192 State victories (.688) and four SEC basketball titles.

The 1950s did signal the beginning of a turnaround for the Mississippi State basketball program, as State began to reel in some quality local roundball talent. Herbert (Hawkeye) Hargett, a set-shooting guard from Golden, Miss., became the first Mississippi State player to earn all-SEC basketball honors.



Mississippi State strung together home win streaks of 35 and 25 consecutive games en route to compiling a 25-year home record of 192-87 (.688 winning percentage) at the "New Gym," which later was renamed McCarthy Gym in honor of the late MSU coach.

Hargett, who averaged 18.8 points per game in 1950-51, garnered second-team all-league plaudits during both of his State campaigns after transferring from Sunflower Junior College.

Hargett's scoring record was broken the following year by second-team all-SEC standout Coyte (Red) Vance, who averaged 20.5 points during the 1951-52 season. The 6-0 forward from Conehatta, Miss., tallied 471 total points on the season, hitting 162 field goals and going 147-of-231 from the free throw line.

High-scoring junior college transfer Gerald Caveness and high school all-state guard Jim Ashmore, hailing from Booneville and Forest, respectively, continued the trend of local basketball talent staying home. Caveness, whose

son (Gary) would suit up for MSU's hoopsters some 30 years later, collected all-SEC honors during each of his two collegiate seasons. Meanwhile, Ashmore's brilliant career was just beginning as Gregory gave way to a 31-year-old named Babe McCarthy in 1955 to explore a coaching career on the baseball diamond at State.

The image of Mississippi State's basketball program would change dramatically with the hiring of a young Mississippian named James Harrison "Babe" McCarthy. After State went 6-17 overall and 2-12 in the SEC in Gregory's last year, McCarthy was hired in July 1955 by legendary director of athletics C.R. "Dudy" Noble. A native of Baldwyn, Miss., and a former World War II transport pilot, McCarthy was working for an oil company in Clarksdale, Miss., when he was put in charge of Mississippi State's roundball fortunes. With his hiring, McCarthy became the first MSU mentor charged only with coaching duties of the men's basketball team.

The Maroons, paced by all-SEC guard Jim Ashmore's 22.3 points-per-game scoring average, improved to 12-12 overall and 6-8 in the SEC during McCarthy's initial season on the State bench. Despite the .500 record, the immediate prospects for



*The nucleus of frosh coach Jerry Simmons' undefeated (21-0) 1959-60 freshman team (left) would go on to help pace Babe McCarthy's clubs to a three-year composite record of 65-13 with three SEC titles to their collective credit.*

roundball success looked much brighter as future State greats Bailey Howell, Jerry Keeton and Kermit Davis spent the 1955-56 campaign playing junior varsity because of the NCAA rule prohibiting freshmen from playing on the varsity squad.

Paced by Ashmore, a senior, and sophomore Howell, the 1956-57 Maroon contingent became the highest scoring team in school history en route to registering a 17-8 overall record and a 9-5 league mark. Ashmore (28.3 ppg) and Howell (25.9 ppg), both first-team all-SEC selections, finished the year ranked sixth and ninth, respectively, among the nation's scoring leaders. In his first varsity season, Howell also compiled a single-season school standard that will likely never be matched by averaging an amazing 19.7 rebounds per contest to rank sixth nationally. As a team, State ranked sixth in the NCAA averaging a school-record 84.8 points per contest, while earning a school-first No. 15 ranking in the final AP poll.

A year later, the Maroons reached the 20-win mark (20-5) for the first time in school history, again going 9-5 in league play and ending the year with a No. 15 national ranking in the AP poll. Individually, Howell earned his second of three first-

team all-SEC honors as well as garnering consensus second-team all-America accolades. The Middleton, Tenn., native, who donned No. 52 during his brilliant collegiate career, finished the 1957-58 campaign as the nation's fourth-leading scorer (27.8 ppg) behind fellow future NBA Hall of Famers Oscar Robertson of Cincinnati, Seattle's Elgin Baylor and Wilt Chamberlain of Kansas. A future NBA All-Star and Hall of Famer in his own right, Howell also ranked ninth in the country in rebounding (16.2 rpg) as a junior.

With all the team and individual successes enjoyed by Mississippi State during McCarthy's first three seasons in Starkville, nothing could compare, past or present, to what his talent-laden clubs would accomplish over the next five basketball campaigns. In their third and final varsity season together, tri-captains Howell, Keeton and Davis would spearhead the 1958-59 Maroon machine to the school's first-ever SEC basketball championship. Only an SEC-opening 97-66 loss at Auburn to start the new calendar year (Jan. 3) kept State from recording a perfect season. State opened with a nine-game winning streak and closed with a 15-game win string that included a 66-58 home triumph (Feb. 9, 1959) over top-ranked and defending national champion Kentucky. By the time the memorable season had come to a close, the Maroons were 24-1 overall, 13-1 in the SEC, and ranked third in the final Associated Press poll behind only Kansas State and league rival Kentucky.

Individually, Howell broke LSU standout Bob Pettit's SEC career scoring mark with 2,030 points, and finished his senior year ranked fourth in the nation in scoring (27.5 ppg) and second in rebounding (15.2 rpg). The second player overall selected in the 1959 NBA Draft by the Detroit Pistons, Howell would go on to become a six-time NBA All-Star in addition to playing for two World Champion Boston Celtics clubs.

During a rebuilding year, the 1959-60 State contingent turned in a 12-13 ledger (5-9 SEC mark), but did extend a home-court winning streak to 35 consecutive games before falling to Auburn (64-48 on Jan. 2) in the team's SEC lid-lifter. Despite the losing season, the Maroons again had reason for optimism as incoming freshmen Red Stroud, Leland Mitchell and Joe Dan Gold were starring for State's JV squad.



# MSU BASKETBALL HISTORY

The rebuilding process was indeed a successful one, as Mississippi State proceeded to claim outright or a share of three successive SEC titles. With senior forward Jerry Graves leading a sophomore-laden team in both scoring (21.3 ppg) and rebounding (10.3 rpg) as a first-team all-SEC recipient, the 1960-61 Bulldogs went 19-6 overall and 11-3 in league play to finish one game ahead of both Kentucky and Vanderbilt atop the conference standings.

For the second time in four years, MSU posted the nation's best winning percentage (.960) by again registering a 24-1 overall record during the 1961-62 campaign. The Bulldogs made up for a 100-86 road loss to the Vanderbilt Commodores in mid-January with 12 straight SEC victories, including a first-ever triumph at second-ranked Kentucky (49-44 on Feb. 12), to tie the Wildcats for a share of the Southeastern Conference championship. With both Mitchell and Stroud earning first-team all-SEC honors and McCarthy collecting his second of three successive SEC Coach of the Year awards, the 1961-62 MSU club finished the season ranked fourth in both The Associated Press and United Press International polls.

State's run of four SEC basketball titles in five years was completed during the 1962-63 campaign under the senior leadership of Mitchell, Stroud and Gold. The veteran Bulldog trio helped pace McCarthy's last winning ballclub to a 22-6 overall mark and 12-2 ledger in league play, winning the SEC by two games over Georgia Tech and Auburn. The trio of Mitchell, Stroud and Gold concluded their MSU careers by help-



*Serving as team co-captains during their junior and senior years, Jerry Keeton (left) and Bailey Howell helped lead MSU to a three-year composite record of 61-14, including a 24-1 mark and SEC title in 1958-59.*

ing the Bulldogs to a remarkable three-year composite record of 65-13 (.833), climaxed by the school's first-ever postseason appearance at the NCAA Mideast Regional in East Lansing, Mich. Upon dropping a 61-51 first-round decision to eventual national champion Loyola of Chicago, State rebounded with a 65-60 consolation win over Bowling Green at Jenison Field House.

The glory years of Mississippi State basketball had come to a close with the team's memorable 1962-63 season. Records of 9-17 and 10-16 followed in 1963-64 and 1964-65, respectively, and McCarthy was replaced by one of his prized pupils - fellow MSU alumnus

Joe Dan Gold. Though he departed the Starkville campus on the heels of two consecutive losing seasons, McCarthy left an indelible mark on the history of Mississippi State athletics by directing his alma mater to a 10-year record of 169-85 (.665) and four SEC titles

in becoming the school's all-time winningest basketball coach. His impact on the university's basketball program can not only be appreciated by fully comprehending his unrivaled win-loss record, but the late Bulldog mentor's enthusiasm and charisma would have an everlasting effect on a wide-eyed math education major from Pearl, Miss. Richard T. Williams, who worked in MSU's physical education department and observed many of McCarthy's practices in the mid-1960s, would some three decades later surpass "The Babe" as the school's winningest hoops coach and return Bulldog Basketball back to the national limelight.

As is very often the case with any coach who succeeds a legendary coaching figure, Joe Dan Gold faced a very difficult task ahead of him at the tender young age of 23. The Benton, Ky., native and team captain of MSU's 1963 NCAA Tournament club was hired in March 1965 to replace McCarthy, who then went on to be the head coach at George Washington University before enjoying a successful coaching tour in the old American Basketball Association (ABA).

The third of four successive MSU graduates to hold the school's head basketball coach's position during a 30-year period, Gold put together back-to-back respectable records of 14-11 in his first two seasons at the MSU helm. Paced by all-SEC forward/center Dave Williams, the team's scoring and rebounding leader in both 1965-66 and 1966-67, the Bulldogs finished in a third-place tie in the SEC standings during Gold's debut campaign.

After a fifth-place league finish the following year (1966-67) en route to another 14-11 overall record, State struggled through three consecutive losing seasons with single-digit win totals (9-17, 8-17 & 6-18) each of the three years. The team's best SEC record during this span was 6-12 in 1968-69. Following a 6-18 season (3-15 SEC mark) in 1969-70, Gold was replaced by another MSU alumnus, Kermit Davis, to help direct the Bulldogs into the 1970s.

Appointed to guide the Bulldogs into the new decade, Davis was elevated to the position of head basketball coach at his alma mater after serving four years as an assistant coach for the Bulldogs. A native of Walnut, Miss., Davis, in 1955, became the first high school player signed by Babe McCarthy. Davis went on to become a three-year standout guard for McCarthy's squads, serving as a tri-captain for MSU's 1958-59 SEC Championship club.



*Always a favorite among media members during his sensational 10-year coaching stint at Mississippi State University, the personable James Harrison "Babe" McCarthy guided the Bulldogs to 169 basketball victories and four SEC championships.*



In his initial season at the Bulldog helm, Davis' troops went 15-10 and tied for fourth place in the SEC standings with a 9-9 league mark. For his efforts, Davis was named the SEC Coach of the Year by The Associated Press voters. The team's win total fell each of the next two years, from an even 13-13 in 1971-72 to 11-15 the following season. After rebounding with a 16-10 record (8-10 in the SEC) in 1973-74, the Bulldogs dipped to 9-17 the next year in their final season of home competition at the "New Gym."

As the Bulldogs were making plans to move into their new basketball facility to signal the beginning of a new era of Mississippi State athletics, the university lost perhaps its greatest basketball ambassador with the passing of James Harrison "Babe" McCarthy. McCarthy passed away, March 18, 1975, after an eight-month battle with cancer. Ironically, McCarthy was inducted into the Mississippi Sports Hall of Fame during a ceremony in Jackson the previous night, though he was unable to attend because of his illness.

Named in honor of George Duke Humphrey, a former president (1934-45) at Mississippi State University, the Humphrey Coliseum era of Mississippi State hoops tipped off, Dec. 1, 1975, versus Indiana State. With freshman guard Ray White scoring a game-high 34 points in his MSU debut, the Bulldogs claimed a narrow 85-82 victory with a crowd of 5,483 fans in attendance at the team's new \$6-million, 10,000-seat facility. Coach Davis' club would go on to win its first five games at "The Hump," including a 77-73 triumph of SEC power Kentucky, before settling with a 13-13 overall record and 6-12 league mark.

A near duplicate 14-13 campaign (6-12 in the SEC) followed in 1976-77 despite eight straight wins to open the season. After piloting the Bulldogs to a seven-year composite record of 91-91 with only two losing seasons, Davis was replaced by Ron Greene, who left his post at the University of New Orleans in May 1977 to become Mississippi State's 14th head basketball coach. In Davis' final game as MSU's head man (March 7, 1977), freshman center Rickey Brown hit for a school-record 18 field goals in 22 attempts against Auburn en route to a Humphrey Coliseum-record (for an MSU player) 40-point outing.

Greene's first and only season at the MSU helm produced the Bulldogs' most successful roundball campaign since winning their fourth SEC title in 1962-63.

With Greene winning consensus SEC



*A three-time all-SEC honoree and first-round NBA draft pick in 1979, center Rickey Brown helped lead the 1978-79 Bulldog squad to the school's first-ever National Invitation Tournament appearance.*

Coach of the Year honors, "the Greene Machine" rolled to an 18-9 overall record in 1977-78 with future NBA standouts Rickey Brown and Wiley Peck leading the way. Despite a 13-5 SEC record and second-place league finish behind national champion Kentucky, MSU did not receive a post-season tournament invitation. Upon leaving State after only one year to take over the coaching chores at his alma mater (Murray State), Greene gave way to East Tennessee State alumnus Jim Hatfield.

Inheriting the talents of all-SEC performers Brown, Peck and White, Hatfield's first Bulldog edition bolted out of the gates with eight consecutive wins to start the season, including an 80-73 victory over the host Louisville Cardinals in the championship game of the Louisville Holiday Classic just after Christmas. That 8-0 start vaulted MSU to the school's first national ranking (#18 AP; #13 UPI) since the 1962-63 season. Winning their last four regular-season league contests, the 1978-79 Bulldogs finished with a 19-9 overall mark (11-7 in the SEC) after dropping an 80-78 first-round home decision to Alcorn State in the National Invitation Tournament. The NIT berth marked MSU's first postseason appearance in 16 years.

Despite Brown averaging a team-best 20.5 points and a league-leading 14.4 rebounds

per game as a first-team all-SEC pick in 1979-80, Hatfield's team fell below the .500 mark to 13-14 overall and 7-11 in the league. Though the Bulldogs had landed future NBA draft picks Jeff Malone, Terry Lewis and Kalpatrick Wells to begin the new decade, the records continued to dip to 8-19 and 3-15 in the SEC the next year. Following the club's worst season in 11 years, Hatfield was excused from his MSU post in favor of Southern Cal's Bob Boyd.

The Bulldogs' third successive non-MSU graduate to assume the school's basketball coaching reins, Boyd came to Starkville in 1981 after a successful 13-year coaching stint at his alma mater. Guiding the Trojans to an impressive composite record of 216-131 (.622), including a pair of 24-win campaigns (24-2 in 1970-71 & 24-5 in 1973-74), Boyd helped produce 11 NBA performers during his 13 seasons at the USC helm.

Known for their ball-control, defensive style of play, Boyd's Bulldog clubs managed but one winning season in five years. Following an 8-19 season (4-14 SEC mark) in Boyd's initial year on the job, the Malone-led Bulldogs improved to 17-12 overall and 9-9 in the league during the 1982-83 campaign. A senior all-America guard from Macon, Ga., Malone finished the season as the nation's No. 2 scorer (26.8 ppg) in being named the UPI's SEC Player of the Year. A three-time all-SEC performer, Malone broke Bailey Howell's career school scoring standard, Feb. 26, 1983, in Tuscaloosa, Ala., and finished his MSU career with a school-record 2,142 points. Picked 10th overall by the Washington Bullets in the 1983 NBA Draft, Malone enjoyed a productive 13-year NBA career with the Bullets, Utah Jazz, Philadelphia 76ers and Miami Heat before completing his pro career overseas following the 1995-96 NBA season.



*Jeff Malone (right) and Bailey Howell rank first and second, respectively, on Mississippi State's career scoring chart.*



# MSU BASKETBALL HISTORY

After the team's win total was nearly halved the next year (9-19), the 1984-85 Bulldogs rebounded with a 13-15 overall record and fifth-place tie in the SEC standings with a break-even 9-9 league mark. Just a year after earning SEC Coach of the Year laurels by both the AP and UPI voters, Boyd surprised Mississippi State fans by announcing his resignation at the start of the league season. Effective at the conclusion of the 1985-86 season, Boyd made the announcement, Jan. 2, 1986, prior to the Bulldogs' SEC opener against the Alabama Crimson Tide. MSU limped through the "lame duck" season with a 6-21 regular-season mark (3-15 in the SEC), but did turn things around in the postseason by advancing to the semifinals of the SEC Tournament with wins over Vanderbilt and Auburn at Kentucky's Rupp Arena. Boyd, who left MSU to move back to his native California, compiled a 55-87 record in five seasons at Mississippi State.

Charged with the unenviable task of trying to resurrect the Mississippi State basketball program, Richard T. Williams became the school's 17th head basketball coach, March 19, 1986, after spending the 1984-85 and 1985-86 seasons as an assistant coach on Bob Boyd's Bulldog coaching staff. Having spent his entire coaching career solely within the state of Mississippi, the 1967 MSU graduate inherited a program that had suffered through a composite record of 76-120 (.388) with six losing seasons in the first seven years of the 1980s. Additionally, Mississippi State had gone through five different head coaches in the 20 years since the glory years achieved under the legendary Babe McCarthy. Williams also became the first MSU grad in the school's roundball post since Kermit Davis (1971-77).

Success did not come instantly for the rookie Bulldog taskmaster, as the 1986-87 MSU edition struggled to a 7-21 overall record and a second consecutive last-place finish (3-15) in the conference standings. Despite the lack of immediate success that first season, the future state of Mississippi State hoops looked much brighter with the signing of one of the best recruiting classes in program history.

Consisting mainly of homegrown high school standouts from tiny Mississippi towns, MSU's talented 1986-87 recruiting class would gradually turn the Bulldogs from perennial league doormats to yearly SEC contenders during their remarkable collective four-year run.

The freshman-laden 1987-88 MSU squad began the season with eight straight victories en route to doubling the team's win totals (14-15 overall and 6-12 in the SEC) from the previous campaign. With as many as three or four true freshmen in the starting lineup throughout the season, the youthful Bulldogs were beginning to re-establish respectability within the Southeastern Conference with a sweep of the LSU Tigers and a regular season-ending home win over the nationally ranked Vanderbilt Commodores.

After narrowly missing the .500 mark again in 1988-89 with a 13-15 overall mark (7-11 in the SEC), the Bulldogs returned to postseason tournament action for the first time in 11 years the following season. Highlighted by overtime home triumphs over LSU, Mississippi and Kentucky, including a memorable four-overtime 104-102 victory over the rival Rebels (Jan. 24, 1990), the 1989-90 Bulldogs registered the school's first winning basketball season (16-14, 7-11) since 1982-83 in advancing to the second round of the National Invitation Tournament. Paced by all-SEC forwards Cameron Burns and Greg Carter, the impact recruiting class of 1986-87 had had three full years to jell as an experienced unit, and were collectively readying for the 1990-91 campaign as seasoned veterans.



Led by the senior quintet (L-R) of Todd Merritt, Greg Carter, Cameron Burns, Doug Hartsfield and Carl Nichols, the 1990-91 Bulldog edition earned MSU's first NCAA Tournament berth and SEC Championship in 28 years.

After a seven-game win streak to begin the year and a break-even start through a half-dozen league games, the 1990-91 senior-led Mississippi State squad stood 10-5 entering the meat of the Southeastern Conference slate. But, after a pair of four-game SEC win strings during a month-long, nine-game league stretch, the Bulldogs found themselves in the national polls for the first time since 1978-79 and in contention for their first SEC basketball title in 28 years. The brilliant four-year blueprint masterminded by Williams and his staff some four years earlier had come to fruition in the shape of an SEC title game against the LSU Tigers. With a then-record crowd of 10,303 fans on hand at Humphrey Coliseum for the regular-season finale, the Bulldogs posted a narrow 76-73 victory over LSU, March 2, 1991, to earn a share of their first SEC title since 1962-63.

With Williams picking up SEC Coach of the Year honors (Coaches' & UPI), along with Burns and Carter each receiving first-team all-SEC recognition, MSU reached the 20-win mark during the regular season on the way to earning the school's first NCAA Tournament berth in 28 years. Not long after the celebration of the school's first SEC title since 1963, a first-round loss to Tennessee in the SEC Tournament was followed by a 76-56 setback to Eastern Michigan in opening-round play of the NCAA East Regional in Syracuse, N.Y. In advancing to postseason play two straight years for the first time in school history, the 1990-91 Mississippi State contingent concluded a most memorable campaign with a 20-9 overall record, 13-5 SEC mark and No. 21 AP national ranking.

Faced with a rebuilding task upon losing six first-team senior members off the 1990-91 club, Williams directed his sixth MSU edition to a third straight winning season in 1991-92 with the all-SEC backcourt of Chuck Evans and Tony Watts leading the way. As the Southeastern Conference entered a new era of expansion with the additions of Arkansas and South Carolina, the Bulldogs went 15-13 overall and 7-9 in league play to finish fourth in the SEC's new-look Western Division. However, State's string of consecutive winning seasons ended at three as the 1992-93 Bulldog club fell to 13-16 overall (5-11 in the SEC) the following year.



Along with earning the team's third postseason berth in five years, a major obstacle hurdled by the 18-11 MSU edition was snapping a seven-year SEC Tournament drought with a 73-69 first-round win over Tennessee at The Pyramid in Memphis, Tenn.

As the team's win totals and postseason appearances continued to mount, so, too, did the expectations of everyone associated with MSU and its basketball program - from the fans and alumni to the players and coaches. And with many preseason prognosticators picking the Bulldogs to finish as high as second in the demanding SEC West en route to a predicted NCAA Tournament appearance, the pressure was on the talent-laden 1994-95 Bulldogs to live up to their preseason billing.

Despite capturing the team championship of the Missoulian/-Coca-Cola Classic in early December, MSU entered the Christmas holidays with a 4-2 record after a 66-64 neutral-site loss to rival Southern Mississippi. Spurred by winning their second tournament title within a month at the MiniMart/Gatorade Wyoming Cowboy Shootout, the Bulldogs won 16 of their last 20 regular-season contests.

Highlighting that impressive run were back-to-back home triumphs over reigning NCAA Final Four participants Florida and Arkansas plus a first-ever victory over Kentucky at Rupp Arena. The regular-season slate was capped by a 71-67 home win over rival Alabama, tying the Bulldogs with Arkansas for a share of the SEC Western Division championship with identical 12-4 league marks.

Individual honors abounded for the 1994-95 Mississippi State contingent, as Richard Williams was the consensus SEC Coach of the Year, while center Erick Dampier and guard Darryl Wilson garnered first-team and second-team all-SEC laurels, respectively.

Ranked 18th in the final AP poll, State claimed a No. 5 seeding in the NCAA West Regional for its fourth postseason tournament berth in six years. The Bulldogs proceeded to knock off both Santa Clara and Utah at the sub-regional in Boise, Idaho, to advance to the prestigious "Sweet 16" and earn the right to face top-ranked and eventual national champion UCLA out in



*The Bulldogs celebrate their 78-64 second-round victory over the Keith Van Horn-led Utah Utes at the 1995 NCAA West Regional in Boise, Idaho, to advance to their first-ever NCAA "Sweet 16."*

Oakland, Calif. An 86-67 setback to the Bruins ended MSU's memorable season at 22 wins and just eight losses.

The excitement generated by the Bulldogs' "Sweet 16" showing translated to even greater anticipation for the start of the 1995-96 basketball campaign. Season tickets were being sold in record numbers during the preseason, and ESPN2's decision to televise Mississippi State's "Midnight Madness" practice activities precipitated the move of the team's season-opening festivities from the school's newly refurbished practice facility to the 10,000-seat Humphrey Coliseum. The return of all-SEC standouts Erick Dampier and Darryl Wilson along with the much-anticipated debut of junior college phenom Dontae' Jones drew an estimated 8,500 fans to "The Hump" for the official start of the most eagerly awaited hoops campaign in school history.

With their first-ever Associated Press preseason ranking in hand, the ninth-ranked Bulldogs tipped off the season with a five-game homestand - much to the delight of the State faithful who had five early opportunities to enjoy the talent-laden MSU team. Impressive victories over competi-

tive UNC Wilmington and Brigham Young ballclubs were sandwiched between record-setting blowout wins over Southeastern Louisiana and Troy State. After climbing to No. 8 in both the AP and CNN/USA Today Coaches' polls, the Dogs stumbled a bit in their season-opening home-stand finale by dropping a last-second decision to coach Wimp Sanderson's Arkansas-Little Rock club.

Coach Richard Williams' troops righted themselves during a three-week span over the holidays, claiming six consecutive victories away from home. Successive road wins over Southern Mississippi and

Northeast Louisiana were followed by neutral-site wins over Oregon State and the eventual NIT champion Nebraska Cornhuskers in Portland, Ore., as the Bulldogs captured their third straight in-season tournament title at the Ford Far West Classic. The winning continued into the start of Southeastern Conference play with back-to-back road triumphs over LSU and Florida.

All of the preseason hoopla came to a fevered pitch in Starkville on the night of Jan. 9, 1996, as a national TV audience joined a new Humphrey Coliseum-record crowd of 10,315 fans to witness the battle of the SEC's preseason divisional favorites on ESPN's "Super Tuesday" telecast. Second-ranked Kentucky came to town with an 11-1 record, while the No. 12 Bulldogs had rebounded to post six straight



*Headlined by all-SEC standouts Darryl Wilson (left) and Erick Dampier (right), MSU's Final Four campaign of 1995-96 tipped off in grand style with ESPN2's live coverage of the Bulldogs' version of Midnight Madness at Humphrey Coliseum.*



# MSU BASKETBALL HISTORY

wins for a 10-1 overall mark. Coach Rick Pitino's Cats broke open a tightly contested battle midway through the second stanza and cruised to an 18-point victory. The emotional loss to the eventual national champions perhaps carried over into the team's next outing - a 56-55 home loss to Alabama on a buzzer-beating three-pointer by the Crimson Tide's Eric Washington. After salvaging the final contest of a three-game homestand by besting the rival Rebels of Mississippi, the Bulldogs proceeded to drop back-to-back road decisions to Arkansas and South Carolina. Four losses in five outings during a two-week span in mid-January knocked MSU out of the national polls for the first time all season, and gave the preseason SEC Western Division favorites an 11-5 overall record and 3-4 league mark.

The slumping Bulldogs benefitted from some midseason soul searching to win their next five contests, getting their collective feet back on solid ground with consecutive home triumphs over SEC East foes Tennessee and Georgia. A weather-delayed Sunday afternoon victory at Auburn helped fuel the momentum that resulted in an impressive home win over SEC West nemesis Arkansas and a confidence-building, non-conference triumph at Oklahoma. Sparked by Darryl Wilson's season-high 32 points and 11 boards, State's successful, nationally televised (CBS) showing against the Sooners in Norman elevated MSU back to No. 25 in The Associated Press Top 25.

A road setback to the Mississippi Rebels was answered profoundly by commanding performances in subsequent wins over LSU and Alabama. A 55-point second-half effort in their home victory over the Bayou Bengals preceded a flawless 54-point first-half outing in Tuscaloosa. Despite falling on the road to the Commodores of Vanderbilt, the Bulldogs' SEC West title hopes rested solely on their collective shoulders as the surprising Auburn Tigers visited Starkville for the regular-season finale. A brilliant second-half defensive effort against Auburn resulted in a 67-51 victory and Mississippi State's first outright Southeastern Conference championship, overall or divisional, since the 1962-63 hoops campaign.

A familiar opponent awaited the Bulldogs just six days later, as MSU met Auburn again in the quarterfinals of the SEC Tournament at the Louisiana Superdome in New Orleans. After completing the season sweep over the Tigers, Mississippi State perhaps put together its best 40 minutes of basketball in an 86-68 semifinal-round victory over Georgia. With junior forward Dontae' Jones capturing everyone's attention with his high-flying dunks and fall-away jumpers, the Bulldogs found themselves in the title game of the SEC Tournament for the first time since the inaugural postseason tourney in 1933.

In a rematch of the league's preseason divisional frontrunners, Mississippi State was paired with top-ranked Kentucky and the nation's longest winning streak (27 games) in the finals of the SEC Tournament. Jones' heroics continued to be on display during the title tilt in front of another national television (CBS) audience, as the Nashville native poured in a season-high 28 points to help pace the underdog Bulldogs to an 84-73 championship-game victory over the eventual NCAA champs.

While leading MSU to its first-ever SEC Tournament title with three double-digit wins, Jones was voted the tourney's Most Valuable Player and was joined on the all-tournament team by senior co-captain and all-SEC guard Darryl Wilson.

In earning their unprecedented second straight NCAA Tournament berth with a 22-7 overall record and No. 19 national ranking, the Bulldogs were tabbed as the No. 5 seed in the NCAA Southeast Regional at the RCA Dome in Indianapolis, Ind. After surviving a first-round 58-51 win over Virginia Commonwealth, Mississippi State

then met sentimental favorite Princeton in second-round action. Executing a masterful gameplan against legendary coach Pete Carril's troops, the Bulldogs breezed to a 22-point victory on the strength of 60 percent field goal shooting and a commanding 34-15 rebounding advantage.

With the pair of Indy wins in the MSU records book in the form of a second straight NCAA Sweet 16 appearance, the Bulldogs would return to the familiar environs of Kentucky's Rupp Arena for their next round of competition. In the semifinals of the Southeast Regional in Lexington, MSU's nationally ranked defense limited the top-seeded Connecticut Huskies to season-low marks in field goal percentage (32.4%) and points en route to a 60-55 triumph over the nation's third-ranked team. In the process, the Bulldogs established a new single-season school standard for most victories with their 25th win of the campaign. More than holding his own against all-American Ray Allen of UConn, State's Darryl Wilson tallied a game-high 27 points on sizzling 7-of-11 shooting from behind the three-point arc.

The underdog Bulldogs' Cinderella-like march through March encountered one more obstacle - the seventh-ranked and second-seeded Cincinnati Bearcats - on their road to the NCAA Final Four. Once again riding the hot hand of Jones and his fourth double-double of the postseason, MSU jumped on Cincinnati early and fought to a 73-63 victory to claim the team championship of the NCAA Southeast Regional and earn the right to become the first university from Mississippi to represent the state in college basketball's championship showcase. Jones once again claimed Most Outstanding Player honors, and was joined on the all-regional team by Wilson and Dampier.



The Mississippi State Bulldogs knocked off three top-10 teams during a two-week span in March 1996, including wins over No. 3 Connecticut and No. 7 Cincinnati at the NCAA Southeast Regional in Lexington, Ky., en route to becoming the first school from the state of Mississippi to advance to the NCAA Final Four.





With basketball support at an all-time high within the Starkville community and around the state, the Bulldogs' championship season now took them to Continental Airlines Arena at the Meadowlands in East Rutherford, N.J., for a meeting with Syracuse of the BIG EAST Conference. A 77-69 loss to the Orangemen in the national semifinals ended MSU's memorable postseason tournament run, but did nothing to diminish the tremendous accomplishments of the most celebrated team in the 94-year history of MSU's basketball program.

Though the euphoria caused by the Final Four experience lasted throughout the offseason, the Bulldogs had to face the 1996-97 season minus all five starters from that special contingent. A transition 12-18 campaign was highlighted on New Year's Eve by Richard Williams surpassing Babe McCarthy with a win over Jerry Tarkanian's Fresno State club at the Puerto Rico Holiday Classic in San Juan to become the all-time winningest basketball coach in school history.

Following a frustrating 1997-98 season (15-15 record) marked by numerous narrow defeats and a school-most five overtime decisions, Williams announced his retirement from the MSU hoops post on March 12, 1998. With a school-best 191 wins and five postseason tournament appearances to his credit, Williams handed over the Bulldog coaching reins a day later to Rick Stansbury - his top assistant during the previous eight seasons in Starkville. In completing the timely transference of coaching responsibilities within Mississippi State University's basketball program, MSU Director of Athletics Larry Templeton announced Stansbury as the school's 18th head basketball coach on March 13, 1998.

State's smooth coaching transition resulted in a respectable 20-13 record, semifinal-round appearance in the SEC Tournament and a first-round NIT showing in 1998-99 under Stansbury's leadership. As Stansbury became the winningest first-year coach in school history, MSU closed out its most successful decade in the history of the school's basketball program with a 10-year composite record of 177-125. Along with winning nearly 60 percent of their games during the 1990s, the Bulldogs concluded the decade by making six postseason appearances (three NCAA & three NIT) and posting four 20-win seasons.



*The successful transference of the Bulldog basketball reins took place on March 13, 1998, when Rick Stansbury succeeded MSU's all-time winningest hoops coach, Richard Williams. Stansbury has since guided State to six postseason tournament berths and 164 victories during the past eight seasons.*

Upon ushering in the new millennium with a youthful club that battled through a hard-luck 14-16 campaign during the 1999-2000 season, MSU returned to the postseason tournament picture a year later by making a solid showing in the 2001 National Invitation Tournament. After defeating Southern Miss, 75-68, in opening-round home action of the TiVo NIT, the Bulldogs went on the road to knock off Pittsburgh, 66-61, in come-from-behind fashion before having their impressive season-ending NIT run halted just two days later in Starkville with a 77-75 loss to eventual tourney champion Tulsa. En route to an 18-13 record, the 2000-01 regular season was highlighted by a 75-74 road victory over eventual NCAA runner-up Arizona in the title game of the UA-hosted Bank One Fiesta Bowl Classic played in Tucson.

That postseason success continued into a record-breaking hoops campaign the following season. Selected by most preseason prognosticators to finish at or near the bottom of the SEC's Western Division, the 2001-02 Bulldogs

opened the season by matching a school standard with 11 consecutive victories. After beginning league play with a thrilling come-from-behind overtime home triumph over Kentucky, MSU capped the conference season with five straight wins to claim second-place honors in the SEC West.

The team's late-season momentum carried over into the postseason in 2002, as the

Bulldogs knocked off powerful Florida, LSU and regular-season league champion Alabama at Atlanta's Georgia Dome to claim the school's second SEC Tournament title. All-SEC standouts Mario Austin and Derrick Zimmerman led the way for MSU in earning all-tournament honors, with Austin collecting tourney MVP laurels. In earning their first NCAA Tournament berth since 1996, State established a new single-season school standard with its 27th win by way of a 70-58 first-round tourney victory over McNeese State at the Midwest Regional in Dallas.

Unlike the previous season, MSU entered the 2002-03 campaign with high expectations, ranking as high as 10th in the preseason. Upon shaking off a season-opening home loss to hot-shooting Louisiana-Lafayette, the Bulldogs reeled off 10 consecutive non-conference triumphs, including impressive neutral-site wins over 11th-ranked Xavier (71-61) at New York's famed Madison Square Garden and No. 5 Oklahoma (54-45) in the Nokia Sugar Bowl Basketball Classic played in New Orleans.

Having stumbled out of the gates by tipping off conference play with three straight setbacks, MSU once again righted the ship by winning seven of its next eight SEC contests. Following back-to-back, sub-par efforts during road losses to both Arkansas and Tennessee, the Bulldogs were able to regroup at home in their regular-season finale by claiming an impressive 67-45 victory over Auburn on Senior Day to secure the school's first SEC Western Division championship since 1996.



*The 2001-02 Mississippi State Bulldogs began the season with 11 consecutive victories and capped a late-season, nine-game winning streak by capturing the school's second SEC Tournament title at Atlanta's Georgia Dome.*



# MSU BASKETBALL HISTORY

The Bulldogs opened postseason play at the Louisiana Superdome - site of MSU's 1996 SEC Tournament championship run - in defense of their league tourney crown. State first completed a three-game season sweep of Mississippi and notched win No. 20 on the year with a 73-64 victory over the Rebels. A semifinal-round 76-61 triumph the next day over the LSU Tigers marked Stansbury's 100th career coaching victory and vaulted MSU into the league tournament championship game for the second straight year. However, the second-ranked Kentucky Wildcats would earn their 24th SEC Tournament crown with a 64-57 win in the title tilt.

Rewarded for their divisional crown and league tournament run, the 20th-ranked State squad earned a No. 5 NCAA Tournament seeding in nearby Birmingham, Ala. Unfortunately, the scrappy Butler Bulldogs would prematurely end MSU's season on an acrobatic, driving lay-up by Brandon Miller. Despite the heartbreaking 47-46 setback, the 2002-03 MSU club still managed to record 21 wins, claim a third SEC Western Division title, and earn a second consecutive NCAA Tournament berth.

During an off-season in which the Bulldogs lost Austin a year early and a pair of talented incoming recruits to the professional ranks, Stansbury and his staff spent the summer months attempting to secure holes in the Bulldogs' frontcourt. Their collective persistence resulted in the arrival of two-time all-Big 12 performer Lawrence Roberts from the scandal-ridden Baylor University basketball program. With senior guard Timmy Bowers hailing as the lone returning starter, State entered the 2003-04 campaign with an abundance of talent but also with plenty of unanswered questions.

An early-season measuring stick as to the makeup of this unique contingent took place in Bowling Green, Ky., as the Bulldogs put an end to Western Kentucky's NCAA-best, 39-game home winning streak with an 81-75 victory over the Hilltoppers in front of a sellout crowd at refurbished E.A. Diddle Arena. As December rolled around, a successful four-game homestand was capped by significant triumphs over eventual NCAA Tournament surprises UAB (86-84) and Xavier (82-70).

MSU opened defense of its SEC West crown with victories over divisional foes Mississippi (61-54) and Arkansas (80-62) en route to extending its season-opening winning streak to a school-record 13 straight



*Tabbed the "Road Warriors" for their perfect road record during the 2003-04 campaign, the Bulldogs were ranked as high as fourth nationally en route to claiming an SEC title (regular season or tourney) for the third straight season.*

games. Following a heartbreaking, last-second home setback to Kentucky, the Bulldogs reeled off eight straight conference wins, including five league road triumphs. The team's "Road Warriors" label took on added significance in mid-February, as State first erased a second-half, double-digit lead on the road to knock off South Carolina, 79-75, in overtime and then ventured to Fayetteville to record the school's long-awaited, first-ever win (77-70) at Arkansas' Bud Walton Arena.

With a second straight SEC West crown already secured, the Bulldogs put their perfect season-long road record on the line by heading to divisional rival Alabama for the teams' regular-season finale. Down by 16 points with nine minutes left in regulation, MSU's improbable comeback was fueled by Bowers, who first sent the game into overtime with a basket at the end of regulation and then hit the game-winning baseline bucket. In addition to preserving State's unblemished road record (12-0 overall and 8-0 in SEC), the dramatic victory over the Tide gave the 25-2 Bulldogs their first outright SEC regular-season title since 1962-63.

Rewarded with a school-record No. 2 seeding in making their third consecutive NCAA Tournament appearance, the Bulldogs easily disposed of outmanned Monmouth, 85-52, before dropping an 89-74 decision to a hot-shooting Xavier ballclub in the second round of the Atlanta Regional played at Orlando's TD Waterhouse Centre. MSU's record-breaking campaign ended with a sparkling 26-4 overall record (14-2 in SEC) and No. 8 final AP ranking, while Stansbury and Roberts deservedly collected SEC Coach and Player of the Year honors, respectively.

With much of the team's firepower returning, Stansbury's 12th-ranked 2004-05 Bulldog edition opened the new campaign earlier than any other previous State squad.

An impressive non-conference schedule began with the prestigious Coaches vs. Cancer Classic. Following a pair of wins in Birmingham, Ala., MSU fell in the tournament semifinals to powerful hometown favorite Syracuse at New York's Madison Square Garden.

The team's early-season slate remained just as challenging into December, as the Bulldogs dropped a hard-fought 68-64 decision to a potent Arizona ballclub in the John R. Wooden Classic played in Anaheim, Calif. State rebounded from the tough four-point loss to the Wildcats by reeling off eight straight victories. However, the Jan. 8 win at rival Mississippi proved costly, as senior shooting guard Winsome Frazier went down with a foot injury. The Bulldogs kept afloat by splitting their next eight decisions without their second-best scorer and leading three-point threat, before the quick-healing Frazier returned to action in mid-February.

With Frazier back in the starting lineup, MSU used the momentum of three straight, late-season league wins to open SEC Tournament play with a 76-65 victory over Georgia. Following a quarterfinal-round tourney setback to eventual tournament champion Florida, the Bulldogs earned their fourth consecutive NCAA Tournament berth. Having also secured the program's fourth straight 20-win campaign, State opened regional play in Charlotte, N.C., with a convincing 93-70 triumph over the Stanford Cardinal. Two days later, the second-ranked Duke Blue Devils stopped the fiesty Bulldogs, 63-55, in the second round, putting an end to yet another successful season with a 23-11 overall record.

Minus 80 percent of the team's 2004-05 scoring, rebounding and assist totals, State entered a rebuilding 2005-06 campaign with a very youthful squad. Starting at least three freshmen in a game on nine occasions, the Bulldogs capped a 10-3 non-conference slate with a hard-fought 63-61 home win over eventual Final Four participant George Mason. Upon tipping off SEC competition with a 69-67 home triumph over Arkansas, MSU struggled through a seven-game league losing skid en route to compiling a respectable, break-even 15-15 overall record and missing postseason play for the first time since 2000. Individually, sophomore forward Charles Rhodes earned second-team all-conference honors and rookie Jamont Gordon was a unanimous selection to the SEC All-Freshman team.

# UNIVERSITY

**180** MISSISSIPPI STATE  
UNIVERSITY

**182** MISSISSIPPI STATE  
CAMPUS MAP

**184** MISSISSIPPI STATE  
TRADITIONS

**186** MSU ATHLETIC STAFF  
DIRECTORY

**187** MISSISSIPPI STATE  
ADMINISTRATION

**188** MSU ADMINISTRATION  
HEAD COACHES

**189** MSU ASSISTANT  
COACHING STAFF

**190** MSU ADMINISTRATIVE  
SUPPORT STAFF

**192** HUMPHREY  
COLISEUM

**194** ATHLETIC EXCELLENCE  
GREAT PLAYERS

**196** ATHLETIC EXCELLENCE  
GREAT TEAMS

**198** ATHLETIC EXCELLENCE  
GREAT TEACHERS

**200** ATHLETIC EXCELLENCE  
GREAT PLACES

**202** ATHLETIC EXCELLENCE  
GREAT ALUMNI


**204** 2006-07 SEC  
COMPOSITE SCHEDULE

**205** 2007  
SEC TOURNAMENT

**206** NCAA TOURNAMENT  
INFORMATION

**207** 2007 NCAA  
TOURNEY BRACKET

**208** 2006-07 BASKETBALL  
SCHEDULE







# MISSISSIPPI STATE UNIVERSITY

**M**ississippi State University, founded in 1878, is a comprehensive land-grant institution with a statewide enrollment of more than 16,000 students.

Established as the Agricultural and Mechanical College of Mississippi, the university has traditional strengths in engineering and scientific agriculture, but has evolved into a comprehensive institution with a diverse array of programs in teaching, research and outreach.

More than three-fourths of Mississippi State students are from Mississippi, but almost every state and more than 60 countries around the world are also represented. Nearly 80 percent of the students are undergraduates, 48 percent are women, and about 20 percent are African-American.

The nearly 300 campus student organizations include 29 social fraternities and sororities, Army and Air Force ROTC, and a variety of intramural and club sports.

MSU has more than 1,000 faculty members and over 4,000 total full-time employees, with a total operating budget of nearly \$615 million. The campus and adjacent agricultural research lands comprise about 4,000 acres.


The university offers 170 bachelor's, master's, specialist's, doctoral, and professional degrees in 118 academic programs through the colleges of Agriculture and Life Sciences; Arts and Sciences; Architecture, Art and Design; Bagley Engineering; Business and Industry; Education; Forest Resources; and Veterinary Medicine.

Giles Distinguished Professor of English Nancy Hargrove was one of the nation's 31 scholars selected as a Fulbright Distinguished Chair for 2005-06, recognizing a career of professional accomplishment. She is a four-time previous Fulbright Scholar.

Mississippi State is working to become a premier public undergraduate teaching institution, emphasizing both access and excellence, while continuing to build on its history as "The People's University." Over the past several years, the freshman retention and overall graduation rates have increased. A well-established program called "Pathfinders" is helping the university make progress in keeping students enrolled at Mississippi State once they get to campus. Through the project, freshmen who miss more than two classes in the first six weeks of school can expect a friendly phone call, e-mail or personal visit to remind them how important class attendance is to academic success. "Pathfinders" has attracted national attention, receiving a Retention

Excellence Award in 2003 from higher education consulting firm Noel-Levitz.

In the fall of 2005, the university launched a group of eight new "learning communities," started the new "Math Domain" computer-assisted math learning laboratory, and opened its first new campus residence hall in more than 35 years. Two more new residence halls opened this fall, with one more scheduled for occupancy in January 2007, completing the new Northeast Village complex.



The Cullis Wade Depot opened in August and houses the new Barnes & Noble at MSU Bookstore, a full-service Starbucks, the Wade Clock Museum, and a campus welcome center. In addition, the old "Malfunction Junction" intersection was razed and developed as a new green

space for tailgating, now known as The Junction.

MSU ranks 55th nationally among public institutions for research and development expenditures in science and engineering, according to the National Science Foundation. Annual expenditures are about \$160 million. MSU is 31st among the nation's universities in engineering research expenditures, and accounts for more than half of all research and development expenditures among all of the state's public and private colleges. University research capabilities have played a direct role in attracting new aerospace and defense related industries to the area. During the past two years, Aurora Flight Sciences, II-VI Incorporated, AEA Technology and General Electric all have partnered with the university to establish research and development or production facilities. During 2004-05, the university was cited by *Southern Business and Development* magazine as one of "Ten University Markets That Really Have Their Act Together."

Major initiatives in the Mississippi State Cooperative Extension Service and the university's Social Science Research Center are seeking to improve the health of citizens around the state. The Delta Health Initiative -- a consortium that includes MSU, University of Mississippi Medical Center, Delta State and Mississippi Valley State universities, and the Delta Council -- is focusing on the region's pressing needs in such areas as diabetes and agricultural-related illness. Through the Rural Health Safety and Security Institute at the SSRC, sociologists and psychologists are seeking to learn more about how human behaviors affect health and to suggest strategies that prevent illnesses.

## POINTS OF PRIDE AT MSU

- ✓ Mississippi State ranks among the top 100 institutions across the country in the number of bachelor's degrees awarded to African-Americans.
- ✓ Mississippi State's undergraduate program in landscape architecture in 2005 was listed among the nation's top 15 programs by a national publication that promotes quality design education.
- ✓ Ten Mississippi State University students have been named Barry M. Goldwater Scholars since 1999. The national scholarship recognizes academic excellence in the sciences, mathematics and engineering.
- ✓ In the September 2005 issue of *Washington Monthly's* college rankings, MSU was ranked No. 95 nationally among 245 major public and private institutions based on "what colleges are doing for the country."
- ✓ Over the last decade, five Mississippi State University professors have been named Mississippi Professor of the Year by the national Council for Advancement and Support of Education and the Carnegie Foundation for the Advancement of Teaching.
- ✓ Recently cited for its service in the aftermath of Hurricane Katrina, MSU's student chapter of the American Society of Civil Engineers is nationally ranked for overall excellence.
- ✓ The Mississippi State Promise is a new program designed to help entering freshmen and entering community college transfer students from low-income Mississippi families attend MSU by ensuring that their tuition and required fees will be paid with gift/grant student aid.
- ✓ Mississippi State's Raspet Flight Research Laboratory is building its own version of unmanned aerial vehicles that will strengthen U.S. battlefield surveillance capabilities.
- ✓ The new Appalachian Leadership Honors Program is providing opportunities to cultivate leadership potential. Mississippi State wants to grow the "whole person," and the university's first-year president -- Dr. Robert H. "Doc" Foglesong -- has committed himself to that.
- ✓ AEA Technology, based in the United Kingdom, has established a research and development facility at Mississippi State University to produce portable power systems in support of space, defense and homeland security missions.



Among research efforts are the Center for Advanced Vehicular Systems that supports the state's emerging automobile industry, neurotoxicology research in the MSU Center for Environmental Health Science funded by the National Institutes of Health, a computer security research program sponsored by the National Security Agency, and a Center for Historical Studies funded by the U.S. Department of Education and focused on improving history instruction in public schools. A major research initiative in the biosciences, the Life Sciences and Biotechnology Institute combines research, education and technology transfer, building on strengths in agricultural biotechnology.

MSU also is committed to expanding its partnerships with business and industry, communities, local governments, and public education to promote economic development and increased opportunities for the state's citizens. The Industrial Outreach Services unit established in 2004 served more than 45 small- to medium-sized manufacturing businesses.

The university continues to receive record private support. During the 2006 fiscal year, alumni and friends contributed \$78 million in immediate and deferred gifts, as well as pledges payable over five years, and the university's \$400 million *State of the Future* capital campaign totals more than \$325 million pledges with two years to go.

This past May, the 128-year-old, land-grant university welcomed its 18th chief executive. Dr. Robert H. "Doc" Foglesong was a unanimous choice of the Board of Trustees, State Institutions of Higher Learning.

**Mississippi State**  
UNIVERSITY

## DISTINGUISHED MISSISSIPPI STATE ALUMNI

### ◆ JAMES BAGLEY

*Executive chairman of Lam Research Corp.*

### ◆ JOHN H. BRYAN JR.

*Retired chairman and CEO of Sara Lee Corp.*

### ◆ FRED CARL

*Founder and president of Viking Range Corp.*

### ◆ WILL CLARK

*Retired six-time Major League Baseball All-Star*

### ◆ EARNEST DEAVENPORT

*Former chairman and CEO of Eastman Chemical Company*

### ◆ DR. JAMES FLANAGAN

*Distinguished Research Professor at Mississippi State and winner of National Medal of Science*

### ◆ JOHN GRISHAM

*Author of numerous best-selling novels, including A Time to Kill and The Pelican Brief*

### ◆ QUINCY HILLIARD

*Internationally known composer who wrote a composition for the 1996 Summer Olympics*

### ◆ MICKEY HOLLIMAN

*Chairman of the board and CEO of Furniture Brands International*

### ◆ BAILEY HOWELL

*1997 National Basketball Hall of Fame inductee and former Boston Celtics great*

### ◆ DR. JAMES E. NEWSOME

*President of New York Mercantile Exchange*

### ◆ RAFAEL PALMEIRO

*Retired two-time Major League Baseball All-Star*

### ◆ HARTLEY PEAVEY

*Founder and CEO of Peavey Electronics*

### ◆ CAROLYN SHANKS

*President and CEO of Entergy Mississippi*

### ◆ JANET MARIE SMITH

*Senior vice president for planning and development for the Boston Red Sox*

### ◆ LT. GEN. CARL A. STROCK

*Commander and Chief of Engineers with the United States Army Corps of Engineers*



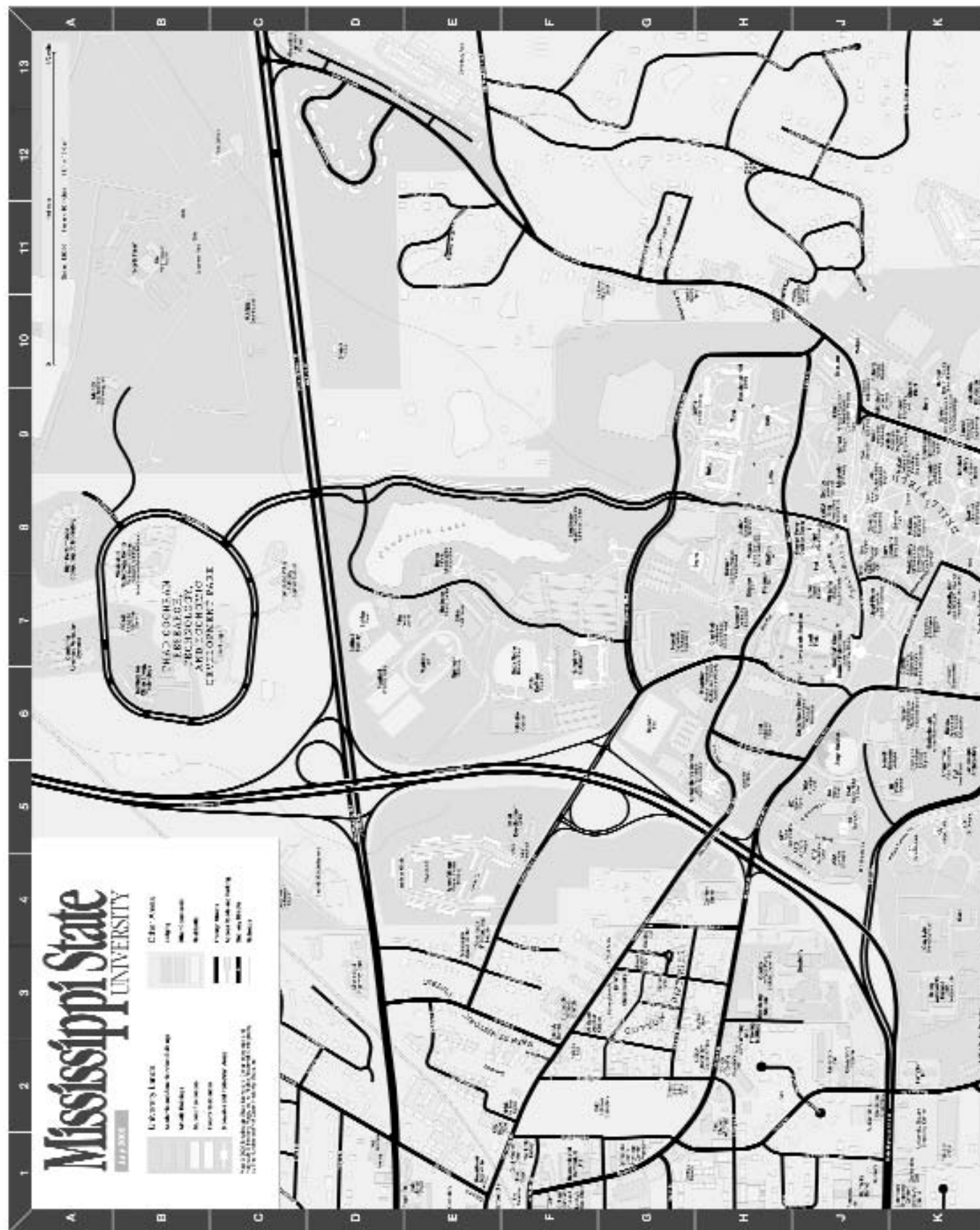
MSU'S CULLIS WADE DEPOT



MSU'S DRILL FIELD & LEE HALL



# MISSISSIPPI STATE CAMPUS MAP



# MISSISSIPPI STATE CAMPUS MAP



MSU Campus Index	A7	Florist	J8	Hull Hall	J8	McKee Hall	J10	Power Innovative Technology	B7	K10
Academic Advising Center	M7	Center for Advanced Vehicular Systems	A7	Humphrey Coliseum	E8	McClub	J7	Power Plant	B7	
Alken Village	E4	Center for Educ. Partnerships	L9	Hunter-Henry Center	H5	Memorial Hall	H7	Stennis Institute	L9	
*Ag and Bio Engineering	K7	Center for Historical Studies	M7	Hurst Hall	H9	Meyer Student Media Center	J9	Student Association	J8	
Agricenter	Q10	Chadwick Lake	E8	Industrial Education Bldg	K9	Middleton Hall	J9	Support Services	M7	
Allen Hall	L8	Chapel of Memories	J8	International Security Studies	M7	Miss. Dept. of Ag/Plant Ind	L6	Suttle Hall	H9	
Alpha Gamma Rho	J5	Franklin Center	L3	International Services	M7	Miss. Horse Park & Agrcenter	Q10	Swalm Chemical Engineering	K8	
Alpha Tau Omega	J5	Freeman Equine Reproduction Ctr	P5	Intramural Fields	M6	Mississippi State Golf Course	P10	T.K. Martin Center	L9	
Annemman Food Processing	K5	Freeman Hall	H7	Japanese Pavilion	H5	Mitchell Memorial Library	K9	Tennis Courts, Recreational	L7	
Amphitheater	J6	Gast Boll Weevil Lab	H8	Kappa Alpha	J5	Montgomery Hall	K8	Thompson Hall	L6	
Arboretum	M8	Gathering Park	K4	Kappa Delta	J5	Moore Hall	H8	Timtek Building	M7	
Athletic Ticket Office/Bryan Bldg	E8	George Hall	J8	Kappa Sigma	J5	Music Bldgs A and B	L9	Transportation Office	M2	
Auxiliary Plaza	H4	Giles Hall	H7	Lambda Chi Alpha	J4	Newell Grissom Bldg	J6	Turban Field House	B8	
Balew Hall	K6	Greenhouses	K6	Landscape Architecture	K5	North Farm	B11	TVA Service Center	J7	
Band Hall	K9	Griffis Hall	H9	Lee Hall	J9	Pace Laboratory Bldg	M6	USDA Poultry Lab	K5	
Band Practice Field	K10	Grimm Room	K9	Lloyd-Ricks Bldg	J9	Palmer Center	F6	USDA Research Lab	K2	
*Band/Choral Rehearsal	N8	Hand Chemical Lab	L8	Longest Student Health Center	L9	Patterson Engineering Lab	K9	USDA Tree Seed Lab	M2	
Bedenbaugh Animal Science	K6	Hartman Hall	J9	Maddox Track/Spencer Stadium	E7	Perry Cafeteria	J8	Veterinary Medicine	N4	
Bell Island	J8	Herbert Hall	K10	MAFES Conference Center	C4	Petroleum Products Lab	L8	Walker Hall	K9	
Bernman Institute	N13	Herzer Food Science	K6	Magruder Hall	H6	Phi Beta Sigma	F2	Welcome Center	J6	
Bookstore	J6	High Performance Computing Coll.	A8	McArthur Hall	H6	Phi Delta Theta	L5	Wildlife Research Facility	N12	
Box Bldg	K9	Hillbun Hall	J9	McCain Hall	K7	Phi Gamma Delta	L5	Williams/Police	N4	
Briscoe Hall	H7	Hollman Athletic Center	E7	McCarthy Gym	K7	Philosophy and Religion	M7	Writing and Thinking Institute	L4	
Bryan Athletic Admin. Bldg	E8	Holmes Activity Bldg	N7	McCool Hall	K8	Pitts Tennis Centre	D7	YMCA Bldg	J8	
Butler Guest House	H8	Holmes Cultural Diversity	H9	McKay Enology Lab	A9	Poisonous Plants Display	O4	Zeta Tau Alpha	L5	
Butler Computer Science Bldg	H8	Honors College	H9			Post Office	J8			
Campus Landscape	O7	Howell Ag and Bio Engineering	G7							
Carpenter Hall	K9									

\* Under Construction



# MISSISSIPPI STATE TRADITIONS

## **THE BULLDOG**

Mississippi State University's athletic teams are called Bulldogs, a name earned and maintained over the decades by the tough, tenacious play of student-athletes wearing the Maroon and White. The official school mascot is an American Kennel Club registered English Bulldog, given the inherited title of 'Bully.'

As with most universities, Mississippi State University teams answered to different nicknames through the years. The first squads representing Mississippi A&M College were proud to be called Aggies. When the school officially became Mississippi State College in 1932, the nickname Maroons, for MSU's uniform color, gained prominence. Bulldogs became the official title for State teams in 1961, not long after State College was granted university status.



Mississippi State's "Bully" was honored as the 2002 National Cheerleaders Association (NCA) national mascot champion.

Yet references to school teams and athletes as Bulldogs actually go back to early in the century, and this nickname was used almost interchangeably with both Aggies and Maroons, since at least 1905.

On November 30 of that year, the A&M football team shut out their arch-rivals from the University of Mississippi 11-0 in Jackson, Miss. The campus newspaper, *The Reflector*, reported: "After the game, filled with that emotion that accompanies every great victory, there was nothing left for the cadets to do but to complete the great victory by showing sympathy for the

dead athletic spirit of the University, by having a military funeral parade.

"A coffin was secured, decorated with University colors and a bulldog pup placed on top. It was then placed on the shoulders of a dozen cadets, and the procession started down Capitol Street, preceded by the brass band playing a very pathetic funeral march."

Other newspaper reports of the victory commented on the 'bulldog' style of play by the A&M eleven, and the Bulldog was soon publicly accepted as a school athletic symbol. Accounts of a 1926 pep rally in Meridian, Miss., had another bulldog parading with students.

Use as an official game mascot began in 1935 when coach Major Ralph Sasse, on 'orders' from his team, went to Memphis, Tenn., to select a bulldog. Ptolemy, a gift of the Edgar Webster family, was chosen and the Bulldogs promptly defeated Alabama 20-7.

A litter-mate of Ptolemy became the first mascot called 'Bully' shortly after Sasse's team beat mighty Army 13-7 at West Point that same year - perhaps the greatest victory in MSU football history. But Bully I earned other fame the hard way, in 1939 when a campus bus cut short his career.

Days of campus mourning followed, as Bully lay in state in a glass coffin. A half-mile funeral procession accompanied by the the Famous Maroon Band and three ROTC battalions went to Scott Field where Bully was buried under the bench at the 50-yard line. Even *Life* magazine covered the event. Other Bullies have since been buried by campus dorms, fraternity houses, and also at the football stadium.

For years Bully was a target for kidnapers, the last incident occurring prior to the 1974 State-Ole Miss game. The Bulldog team won anyway, 31-13. While early Bullies once roamed campus freely or lived in fraternities, today the official university mascot is housed at the School of Veterinary Medicine when not on duty at State home football games. For all their fierce appearance and reputation, today's mascot bulldogs are good-natured, friendly animals and favorites with children.

A student wearing a Bulldog suit, also answering to Bully, is part of the MSU cheerleading team and assists in stirring up State spirit at games and pep rallies.

Three years ago during national cheerleading competition in Daytona Beach, Fla., Mississippi State University's "Bully"

was honored as the 2002 National Cheerleaders Association (NCA) national mascot champion.



Bully XIX -- "Tonka"  
Mississippi State's current live mascot

## **THE COWBELL**

The most unique and certainly the most resounding symbol of Mississippi State University tradition is the cowbell. Despite decades of attempts by opponents and authorities to banish it from scenes of competition, diehard State fans still celebrate Bulldog victories loudly and proudly with the distinctive sound of ringing cowbells.

The precise origin of the cowbell as a fixture of Mississippi State sports tradition remains unclear to this day. The best records have cowbells gradually introduced to the MSU sports scene in the late 1930s and early 1940s, coinciding with the 'golden age' of Mississippi State football success prior to World War II.

The most popular legend is that during a home football game between State and arch-rival Mississippi, a jersey cow wandered onto the playing field. Mississippi State soundly whipped the Rebels that Saturday, and State College students immediately adopted the cow as a good luck charm. Students are said to have continued bringing a cow to football games for a while, until the practice was eventually discontinued in favor of bringing just the cow's bell.





Whatever the origin, it is certain that by the 1950s cowbells were common at Mississippi State games, and by the 1960s were established as the special symbol of MSU. Ironically, the cowbell's popularity grew most rapidly during the long years when State football teams were rarely successful. Flaunting this anachronism from the 'aggie' days was a proud response by students and alumni to outsider scorn of the university's 'cow college' history.

In the 1960s two MSU professors, Earl W. Terrell and Ralph L. Reeves, obliged some students by welding handles on the bells so they could be rung with much more convenience and authority. By 1963 the demand for these long-handled cowbells could not be filled by home workshops alone. So, at the suggestion of Reeves, the Student Association bought bells in bulk and the Industrial Education Club agreed to weld on handles. In 1964, the MSU Bookstore began marketing these cowbells with a portion of profits returning to these student organizations.

Today many styles of cowbells are available on campus and around Starkville, with the top-of-the-line being a heavy chrome-plated model with a full Bulldog figurine handle. But experts insist the best and loudest results are produced by a classic long-handled, bicycle-grip bell made of thinner and tightly-welded shells.

Cowbells decorate offices and homes of Mississippi State alumni, and are passed down through generations of Bulldog fans. But they are not heard at Southeastern Conference games -- not legally, at least -- since the 1974 adoption

of a conference rule against 'artificial noisemakers' at football and basketball games. On a 9-1 vote, SEC schools ruled cowbells a disruption and banned them.

This has done little harm to the cowbell's popularity, however, or to prevent cowbells from being heard outside stadiums in which the Bulldogs are playing. They can still be heard at non-conference football contests, as well as other sporting events on campus. And bold Bulldog fans still risk confiscation for the privilege of keeping a unique Mississippi State tradition alive and ringing at SEC affairs.

## MAROON & WHITE

Maroon and White are the distinctive colors of Mississippi State University athletic teams, dating back over a century to the very first football game ever played by the school's student-athletes.

On November 15, 1895, the first Mississippi A&M football team was preparing for a road trip to Jackson, Tenn., to play Southern Baptist University (now called Union University) the following day. Since every college was supposed to have its own uniform colors, the A&M student body requested that the school's team select a suitable combination.

Considering this choice to be an honor, the inaugural State team gave the privilege to team captain W.M. Matthews. Accounts report that without hesitation Matthews chose Maroon and White.

In the 111 years since, every Mississippi State athlete has donned the Maroon and White in some sort of combination. Often a shade of gray has been added to the

scheme, such as for the numerals. Briefly in the 1980s, the men's and women's basketball teams wore all-gray uniforms with maroon and white trim, while football has at times sported silver game pants, and baseball will often wear all-gray road outfits.

Only once has an MSU team appeared in any other color combination. In 1938, football coach Spike Nelson secretly had cardinal and gold uniforms made for State, a selection that did not sit well with the team or the college at the first game. Neither the uniforms nor Nelson were back for the next season.

## MSU ALMA MATER

In the heart of Mississippi,  
Made by none but  
God's own hands,  
Stately in her natural splendor,  
Our Alma Mater proudly stands.  
Mississippi State, we love you;  
Fondest memories cling to thee,  
Life shall bear thy spirit ever;  
Loyal friends we'll always be.

### CHORUS:

Maroon and White!  
Maroon and White!  
Of thee with joy we sing;  
Thy colors bright,  
our souls delight;  
With praise our voices ring.

## "HAIL STATE"

Hail dear ole State!  
Fight for that victory today.  
Hit that line and tote that ball,  
Cross the goal before you fall!  
And then we'll  
yell, yell, yell, yell!  
For dear ole State  
we'll yell like H-E-L-L!  
Fight for Mis-sis-sip-pi State.  
Win the game today!



Formed five years ago, "Rick's Rowdies" is a group comprised of dedicated Mississippi State University students and enthusiastic basketball fans committed to the increased involvement of the MSU student body during home basketball games at Humphrey Coliseum.



# ATHLETIC STAFF DIRECTORY

## ACADEMICS

Ray BERRYHILL .....(662) 325-2066  
Assistant AD/Academic Advising  
Tyler HILL .....325-2066  
Athletic Academic Counselor  
Lynda MOORE .....325-2066  
Athletic Academic Counselor  
Victor PARKER .....325-2066  
Athletic Academic Counselor  
Brittany WAGNER-WHITE .....325-2066  
Athletic Academic Counselor  
Shelly ELLIS .....325-8125  
Study Table/Tutorial Coordinator  
Ericka BAZZILL .....325-2066  
Executive Secretary

## ADMINISTRATION

Larry TEMPLETON .....325-8082  
Director of Athletics  
Dr. David C. BOLES .....325-2532  
Associate AD/Student Services  
Ann CARR .....325-2532  
Associate AD/Women's Sports  
Duncan MCKENZIE .....325-2532  
Associate AD/Internal Operations  
Janna Morgan FLINT .....325-0863  
Administrative Assistant  
Katherine RICE .....325-8082  
Administrative Assistant  
Christy FREEMAN .....325-2532  
Executive Secretary

## BULLDOG CLUB/MARKETING

Greg BYRNE .....325-3074  
Associate AD/Bulldog Club  
Straton KARATASSOS .....325-3074  
Assoc. AD/Athletic Development  
Mike RICHEY .....325-3074  
Assistant AD/Bulldog Club  
Bart GREGORY .....325-3594  
Field Representative/Bulldog Club  
Susan R. PRATER .....325-9847  
Athletic Promotions Coordinator  
Judy HILLHOUSE .....325-3075  
Executive Secretary  
Natalie McMILLIN .....325-3074  
Accounting Assistant

## BULLDOG SPORTS NETWORK

Jim ELLIS .....325-8950  
Assoc. AD/External Operations &  
Dir. of Bulldog Sports Network  
Taylor HARRIS .....325-0692  
Marketing Representative  
Diane KEITH .....325-8881  
Administrative Secretary

## BULLDOG SUITES

Robyn FELTON .....325-2291  
Bulldog Suites Director

## BUSINESS

Steve CORHERN .....325-3596  
Business Manager  
Brenda EDWARDS .....325-3637  
Accounting Assistant  
Michelle GERHART .....325-2999  
Accounting Assistant  
Pam WASSON .....325-8235  
Accounting Assistant

## COMPLIANCE

Bracky BRETT .....325-0245  
Compliance Officer  
Debbie DEARMON .....325-5891  
Administrative Secretary

## ELECTRONIC MEDIA

Bennie ASHFORD .....325-1332  
Coordinator of Electronic Media  
Brock DULANEY .....325-7846  
Coord. of Filming/Computing Serv.

## EQUIPMENT

Phil SILVA .....325-3206  
Athletic Equipment Manager

## GAME OPERATIONS/FACILITIES

Bobby TOMLINSON .....(662) 325-7452  
Asst. AD/Game Ops & Facilities  
Don EDWARDS .....325-5832  
Asst. Coord. of Game Operations  
Brent FREY .....325-0958  
Asst. Coord. of Game Operations  
Jason ROLLINS .....325-5169  
Asst. Coord. of Game Ops/Facilities  
Shaun TAYLOR .....325-5169  
Game Operations/Grounds Crew  
Bart PRATHER .....325-2773  
Sports Turf Manager

## HUMPHREY COLISEUM OFFICE

Todd HUNT .....325-4201  
Director of Humphrey Coliseum &  
Director of Athletic Concessions  
Duffy NEUBAUER .....325-4201  
Operations Coordinator  
Brenda NEUBAUER .....325-4201  
Coordinator of Services  
Gail LANGSTON .....325-4201  
Administrative Secretary

## MEDIA RELATIONS

Mike NEMETH .....325-2703  
Assoc. AD/Media & Public Relations  
John R. CADE .....325-2703  
Asst. AD/Media & Public Relations  
David ROSINSKI .....325-3595  
Associate Media Relations Director  
Tim ANDRZEJEWSKI .....325-7556  
Assistant Media Relations Director  
Cassie CHANCE .....325-2703  
Assistant Media Relations Director  
Joe DIER .....325-8040  
Assistant Media Relations Director  
Joe GALBRAITH .....325-2703  
Assistant Media Relations Director  
Anne COOKE .....325-2703  
Administrative Secretary  
Diane KEITH .....325-0540  
Administrative Secretary

## SPORTS MEDICINE

Paul MOCK .....325-1548  
Head Athletic Trainer  
Jay LOGAN .....325-2877  
Associate Athletic Trainer  
Mary McLENDON .....325-0657  
Associate Athletic Trainer  
Kelly BACHUS .....325-0648  
Assistant Athletic Trainer  
Scott JOHNSON .....325-4108  
Assistant Athletic Trainer  
Jennifer LAYTON .....325-3215  
Assistant Athletic Trainer  
Steve SMITH .....325-2869  
Assistant Athletic Trainer  
Tammy RAY .....325-2165  
Athlete Insurance Coordinator

## STRENGTH TRAINING

Jim NOWELL .....325-8627  
Head Strength Coach  
Richard AKINS .....325-5750  
Assistant Strength Coach  
Travis ILLIAN .....325-8582  
Assistant Strength Coach  
John McCALLISTER .....325-4007  
Assistant Strength Coach

## TICKET OFFICE

Pat WALLACE .....325-2600  
Assistant AD/Ticket Operations  
Christina KNOX .....325-2600  
Assistant Athletic Ticket Manager  
Luanne LAIRD .....325-2600  
Assistant Athletic Ticket Manager  
Brenda LUCAS .....325-2600  
Assistant Athletic Ticket Manager

Nicole DEES .....325-2600  
Accounting Assistant  
Rachel TROSPER .....325-2600  
Accounting Assistant  
Susan HOLDER .....325-2600  
Receptionist

## BASEBALL

Ron POLK .....325-3597  
Head Baseball Coach  
Russ McNICKLE .....325-3597  
Assistant Baseball Coach  
Tommy RAFFO .....325-3597  
Assistant Baseball Coach  
Wade HEDGES .....325-3597  
Coordinator of Baseball Camps  
April EDWARDS .....325-3597  
Administrative Secretary

## BASKETBALL (MEN'S)

Rick STANSBURY .....325-3800  
Head Men's Basketball Coach  
Phil CUNNINGHAM .....325-3800  
Assistant Men's Basketball Coach  
Robert KIRBY .....325-3800  
Assistant Men's Basketball Coach  
Mark WHITE .....325-3800  
Assistant Men's Basketball Coach  
Marcus GRANT .....325-3800  
Coord. of Men's Basketball Ops  
Suzanne COOK .....325-3800  
Administrative Secretary

## BASKETBALL (WOMEN'S)

Sharon FANNING .....325-0198  
Head Women's Basketball Coach  
Stacey FRANKLIN .....325-0198  
Asst. Women's Basketball Coach  
Nitra PERRY .....325-0198  
Asst. Women's Basketball Coach  
Errol ROGERS .....325-0198  
Asst. Women's Basketball Coach  
Stephanie SILER .....325-0198  
Coord. of Women's Basketball Ops  
Gail DORROH .....325-0198  
Administrative Secretary

## FOOTBALL

Sylvester CROOM .....325-2539  
Head Football Coach  
Woody McCORVEY .....325-8560  
Assistant Head Football Coach  
Shane BEAMER .....325-8560  
Assistant Football Coach  
J.B. GRIMES .....325-8560  
Assistant Football Coach  
Brick HALEY .....325-2534  
Assistant Football Coach  
Guy HOLLIDAY .....325-8560  
Assistant Football Coach  
Ellis JOHNSON .....325-2534  
Assistant Football Coach  
Amos JONES .....325-2534  
Assistant Football Coach  
Melvin SMITH .....325-2534  
Assistant Football Coach  
Reed STRINGER .....325-8560  
Assistant Football Coach  
Rockey FELKER .....325-2536  
Coord. of Football Operations  
Brad PENDERGRASS .....325-2534  
Assistant to Head Football Coach  
Ryan HOLLERN .....325-2534  
Coord. of Recruiting Operations  
Jane BALLARD .....325-2534  
Executive Secretary  
Nancy COVINGTON .....325-2539  
Executive Secretary  
Linda CRISWELL .....325-8560  
Executive Secretary  
Susan SIMMONS .....325-2536  
Administrative Secretary

## GOLF (MEN'S)

Clay HOMAN .....(662) 325-2722  
Head Men's Golf Coach  
Lee ROBERTSON .....325-2722  
Administrative Secretary

## GOLF (WOMEN'S)

Christi SANDERS .....325-2722  
Head Women's Golf Coach  
Lee ROBERTSON .....325-2722  
Administrative Secretary

## SOCCER

Neil MACDONALD .....325-2722  
Head Soccer Coach  
Ja'net ESPARZA .....325-2722  
Assistant Soccer Coach  
Andy MANNERS .....325-2722  
Assistant Soccer Coach  
Lee ROBERTSON .....325-2722  
Administrative Secretary

## SOFTBALL

Jay MILLER .....325-0560  
Head Softball Coach  
Annie SMITH .....325-0560  
Associate Head Softball Coach  
Bo REID .....325-0560  
Assistant Softball Coach  
Michelle SCRIVENER .....325-0560  
Administrative Secretary

## TENNIS (MEN'S)

Sylvain GUICHARD .....325-2896  
Head Men's Tennis Coach  
Nate REINHART .....325-2896  
Assistant Men's Tennis Coach  
Michelle SCRIVENER .....325-2896  
Administrative Secretary

## TENNIS (WOMEN'S)

Tracy LANE .....325-2896  
Head Women's Tennis Coach  
Max FOMINE .....325-2896  
Assistant Women's Tennis Coach  
Michelle SCRIVENER .....325-2896  
Administrative Secretary

## TRACK & FIELD/CROSS COUNTRY

Al SCHMIDT .....325-2892  
Head Track & Field Coach  
Steve DUDLEY .....325-2892  
Assoc. Head Track & Field Coach  
Houston FRANKS .....325-2892  
Assistant Track & Field Coach  
Karen ILLIAN .....325-2892  
Assistant Track & Field Coach  
Kurt THOMAS .....325-2892  
Assistant Track & Field Coach  
Michelle SCRIVENER .....325-2892  
Administrative Secretary

## VOLLEYBALL

Tina SEALS .....325-2722  
Head Volleyball Coach  
Chris COTHAN .....325-2722  
Assistant Volleyball Coach  
Jozsef FORMAN .....325-2722  
Assistant Volleyball Coach  
Lee ROBERTSON .....325-2722  
Administrative Secretary

## ATHLETIC CONCESSIONS/FCA

Martin DURBIN .....325-0377  
Custom Food Group Rep./  
Athletic Concessions  
Josh GILREATH .....418-2557  
Fellowship of Christian Athletes  
Area Director  
Whitney MATHIS .....418-2552  
Fellowship of Christian Athletes  
Admin. Asst./Women's Athletics





## ROBERT H. "DOC" FOGLESONG MSU PRESIDENT

Robert H. "Doc" Foglesong is the 18th president of Mississippi State University, a land-grant institution committed to excellence in learning, research and service.

His vision, as articulated in a strategic plan for the next decade, is for MSU to become the most respected land-grant university in the Southeast.

Since joining the university this past April, Foglesong has launched full speed

into a campaign to energize the Mississippi State family and boost recruiting and retention, while introducing several initiatives already taking shape. One of his first actions was to begin an inclusive and comprehensive campus-wide strategic review. The product of that effort, an ambitious plan called FutureSTATE 2015, was completed in September. It sets major university goals in the areas of enhancing student growth and development, achieving fiscal stability, expanding research and economic development, along with building pride and involvement throughout the Bulldog family.

During the first six months of the Foglesong administration, MSU has implemented the Mississippi State Promise, which provides tuition assistance to qualified low-income state residents. In addition, State has created the Sonny Montgomery Chapter of the Appalachian Leadership Honors Program, established the Mississippi State Community Action Team to aid communities around the state, laid the groundwork for a new Center for America's Veterans, and begun planning for an academic minor in leadership studies, among other initiatives.

Foglesong is also the president and executive director of the Appalachian Leadership and Education Foundation, a nonprofit entity operating to identify future leaders and provide them with mentoring and financial support. He is a director of Massey Energy, one of the nation's largest producers of coal, and a director of the Michael Baker Corporation, an international energy and engineering firm. He also has been designated by President Bush to co-chair the United States-Russia Joint Commission on POW/MIAs.

Previously, he was nominated by the president, confirmed by the U.S. Senate, and served as a four-star general in the United States Air Force. He had responsibility for an organization of 358,000 uniformed members and 158,000 civilian employees, with an annual budget of \$90 billion. His jobs required almost daily interaction with members of Congress, the White House and governmental interagency offices. He spent a significant amount of the past decade as a national security advisor at cabinet and presidential levels, traveling extensively with senior members of the government and engaging with civilian and military leaders of foreign governments.

Foglesong has spent 33 years in public service with an understanding of the role that leadership plays in establishing a sense of integrity and ethics, encouraging service above self, and fostering excellence. He is a

member of the Council on Foreign Relations and several professional aviation organizations. His 57 publications cover both technical and leadership topics. He earned his bachelor's, master's and doctoral degrees from West Virginia University, where he was a member and president of Tau Beta Pi, the national engineering honorary, and other academic honors. He has continued his education through professional military schools and advanced civilian education forums. He holds an honorary Doctorate of Strategic Intelligence.

Foglesong is married to the former Mary Thrasher, and they have two sons, David and Mark. David and his wife Laura, both members of the U.S. Air Force, have two sons. Mark is in the television business.



## LARRY TEMPLETON DIRECTOR OF ATHLETICS

Mississippi State University Director of Athletics Larry Templeton begins his 20th year at the head of the Bulldog sport program in 2006, and under his watchful eye MSU competes, and has competed, for championships in every sport program. MState student-athletes continue to excel in the classroom, setting academic records nearly every semester. And the department has operated in the black while expanding the program and drastically improving its facilities. He is the third-longest-tenured AD in MSU history and

the longest in the Southeastern Conference with 19 seasons under his belt, and the university's athletic program has reached heights never before achieved under his guidance.

On the playing field, the decade of the 1990s saw virtually every State sport establish a best-ever finish. During the 1990s, MSU appeared in five postseason football bowl games and earned six postseason tournament berths in men's basketball, including the 1996 NCAA Final Four effort and 1995's NCAA Sweet 16 showing. With the Bulldogs having made back-to-back (1998 & '97) College World Series appearances, MSU joined Florida as the only two SEC schools to go to five bowl games, the Final Four and the College World Series in the '90s.

The start of the new millennium has been no different with MSU sports teams having qualified for postseason play 51 times during the past seven seasons, including a school-record 12 teams in 2004-05. The 2004-05 men's basketball team made a fourth consecutive NCAA Tournament appearance with a fourth straight 20-win season.

But State's student-athletes are not just succeeding on the playing field. MSU's men's and women's athletes recorded the highest combined grade point average during the 2005-06 academic year in the 16 years in which student-athlete grades have been tracked. This past spring semester, 145 of the 270 scholarship student-athletes at Mississippi State (54%) earned a grade point average of 3.00 or higher, while 78 scholarship student-athletes made either the Dean's List (3.5 GPA) or the President's Scholar List (3.8 GPA).

Templeton oversaw Mississippi State's move to come into compliance with the SEC's Gender Equity plan, adding women's soccer (in 1995) and softball (in 1997) to the school's varsity sports menu.

On the building front, the completion of the John H. Bryan Sr. Athletic Administration Building, the expansions and renovations of the Leo Seal M-Club Center, along with an initial expansion of the Shira Athletic Complex, were all fueled by Templeton during the 1990s.

That building trend has continued during the past decade, with the completion of permanent seating at the MSU Soccer Field, the conversion of McCarthy Gymnasium on campus into a varsity indoor tennis facility, along with expanded seating and the addition of a four-sided, center-hung video scoreboard at Humphrey Coliseum. Since the start of the new millennium, additional chairbacks and 18 skyboxes at Dudy Noble Field, Polk-DeMent Stadium, MSU's baseball facility, were completed in time for the 2000 season, and a \$30 million expansion of the east side of Davis Wade Stadium at Scott Field has raised capacity at the football stadium to 55,082. Fifty new skyboxes and 1,700 chairbacks opened for the 2001 football season.

Another building boom has occurred on campus during the past few years. The Holliman Athletic Center, a 46,000-square-foot addition to the Shira Complex, the Palmeiro Center, an indoor practice facility for baseball and football, new baseball coaches offices, as well as a softball locker room and training facility have been added to the MSU athletic facility landscape.

And for the 19th year in a row this past year, the MSU athletic program joined just a small group of NCAA Division I schools nation-wide to finish in the black financially at year's end.

Templeton's work also stretches far from the Starkville campus. He has served as chairman of the SEC's athletic directors since 1990. He has also begun a second term on the prestigious NCAA Baseball Committee, currently serving as that committee's chairman. He oversees the group that chooses the sites for regional and super-regional competition, selects the 64-member playing field, oversees the operation of the tournament, selects the umpire crews, gives direction to the game operations personnel, and works with the radio and television talent. He is a former member of the NCAA Championship Committee, the NCAA Management Council and the NCAA Bowl Certification Committee.

Templeton is married to the former Linda Jo Nichols. They have a son, Brian, who received his second degree (landscape architecture) from Mississippi State in 2002. A second son, Stephen, received his doctorate degree from State in 2002, and a daughter, Nici, is an attorney in Columbia, S.C. Granddaughters Ella Grace Comer and Addison McSwain Comer reside in Columbia, S.C.



# ADMINISTRATION/HEAD COACHES



**RAY BERRYHILL**  
Asst. Athletic Director  
Academic Advising



**DR. DAVID C. BOLES**  
Assoc. Athletic Director  
Student Services



**GREG BYRNE**  
Assoc. Athletic Director  
Bulldog Club



**JOHN R. CADE**  
Asst. Athletic Director  
Media/Public Relations




**Sylvester Croom**  
Head Coach  
Football



**Sharon Fanning**  
Head Coach  
Women's Basketball



**ANN CARR**  
Assoc. Athletic Director  
Women's Sports



**JIM ELLIS**  
Assoc. Athletic Director  
External Operations



**STRATON KARATASSOS**  
Assoc. Athletic Director  
Athletic Development



**DUNCAN MCKENZIE**  
Assoc. Athletic Director  
Internal Operations



**Sylvain Guichard**  
Head Coach  
Men's Tennis



**Clay Homan**  
Head Coach  
Men's Golf



**Tracy Lane**  
Head Coach  
Women's Tennis



**Neil Macdonald**  
Head Coach  
Soccer



**MIKE NEMETH**  
Assoc. Athletic Director  
Media/Public Relations



**MIKE RICHEY**  
Asst. Athletic Director  
Bulldog Club



**BOBBY TOMLINSON**  
Asst. Athletic Director  
Game Ops/Facilities



**PAT WALLACE**  
Asst. Athletic Director  
Ticket Operations



**Jay Miller**  
Head Coach  
Softball



**Ron Polk**  
Head Coach  
Baseball



**DR. STEVEN C. TURNER**  
**FACULTY ATHLETICS REPRESENTATIVE**

Dr. Steven C. Turner begins his second year as Mississippi State's faculty athletics representative.

As State's faculty athletics representative, Turner advises Mississippi State University President Dr. Robert H. "Doc" Foglesong and MSU Director of Athletics Larry Templeton on policy decisions relating to intercollegiate athletics along with evaluating the academic credentials of student-athletes.

Following a 17-year stint at the University of Georgia, Turner joined the MSU staff in 2003 as professor and head of the school's department of agricultural and applied economics.

A native of Atlanta, Ga., Turner is married to the former Jenny Bond of Independence, Va. They are the parents of a 10-year-old daughter, Emily, and a 7-year-old son, Clay.



**ANN CARR**  
**SENIOR WOMEN'S ADMINISTRATOR**

A veteran of 12 years in athletic administration at Mississippi State and a former Lady Bulldog athlete, Ann Carr was elevated to the position of senior women's administrator this past summer. Carr succeeded Samye Johnson, who retired as the university's SWA this past June.

Now charged with overseeing the operation and supervision of the MSU women's sports program, Carr previously served as the school's assistant athletic director for student life and was the academic counselor for the Bulldog football team. She continues to serve as the director of the department's Life Skills and CHAMPS programs.

A native of Brookhaven, Miss., Carr was a four-year letterwinner (1986-90) on the Lady Bulldog basketball team. She earned her bachelor's and master's degrees from MSU in 1990 and 1992, respectively. She has one daughter, Khristian, 10.



**Christi Sanders**  
Head Coach  
Women's Golf



**Al Schmidt**  
Head Coach  
Track & Field



**Tina Seals**  
Head Coach  
Volleyball



**Rick Stansbury**  
Head Coach  
Men's Basketball

# ASSISTANT COACHING STAFF



**Shane Beamer**  
Assistant Coach  
Football



**Chris Cothran**  
Assistant Coach  
Volleyball



**Phil Cunningham**  
Assistant Coach  
Men's Basketball



**Steve Dudley**  
Assoc. Head Coach  
Track & Field



**Ja'net Esparza**  
Assistant Coach  
Soccer



**Rocky Felker**  
Coord. of Operations  
Football



**Max Fomine**  
Assistant Coach  
Women's Tennis



**Jozsef Forman**  
Assistant Coach  
Volleyball



**Stacey Franklin**  
Assistant Coach  
Women's Basketball



**Houston Franks**  
Assistant Coach  
Track & Field



**Marcus Grant**  
Coord. of Operations  
Men's Basketball



**J.B. Grimes**  
Assistant Coach  
Football



**Brick Haley**  
Assistant Coach  
Football



**Wade Hedges**  
Coord. of Camps  
Baseball



**Ryan Hollern**  
Coord. of Recruiting Ops  
Football



**Guy Holliday**  
Assistant Coach  
Football



**Karen Illian**  
Assistant Coach  
Track & Field



**Ellis Johnson**  
Assistant Coach  
Football



**Amos Jones**  
Assistant Coach  
Football



**Robert Kirby**  
Assistant Coach  
Men's Basketball



**Andy Manners**  
Assistant Coach  
Soccer



**Woody McCorvey**  
Asst. Head Coach  
Football



**Russ McNickle**  
Assistant Coach  
Baseball



**Brad Pendergrass**  
Asst. to Head Coach  
Football



**Nitra Perry**  
Assistant Coach  
Women's Basketball



**Tommy Raffo**  
Assistant Coach  
Baseball



**Bo Reid**  
Assistant Coach  
Softball



**Nate Reinhart**  
Assistant Coach  
Men's Tennis



**Errol Rogers**  
Assistant Coach  
Women's Basketball



**Stephanie Siler**  
Coord. of Operations  
Women's Basketball



**Annie Smith**  
Assoc. Head Coach  
Softball



**Melvin Smith**  
Assistant Coach  
Football



**Reed Stringer**  
Assistant Coach  
Football



**Kurt Thomas**  
Assistant Coach  
Track & Field



**Mark White**  
Assistant Coach  
Men's Basketball



# ADMINISTRATIVE SUPPORT STAFF



**Richard Akins**  
Assistant  
Strength Coach



**Tim Andrzejewski**  
Assistant Director  
Media Relations



**Bennie Ashford**  
Coordinator  
Electronic Media



**Kelly Bachus**  
Assistant  
Athletic Trainer



**Jane Ballard**  
Executive Secretary  
Football



**Ericka Bazzill**  
Executive Secretary  
Academics



**Bracky Brett**  
Compliance  
Officer



**Cassie Chance**  
Assistant Director  
Media Relations



**Suzanne Cook**  
Admin. Secretary  
Men's Basketball



**Anne Cooke**  
Admin. Secretary  
Media Relations



**Steve Corhern**  
Business  
Manager



**Nancy Covington**  
Executive Secretary  
Football



**Linda Criswell**  
Executive Secretary  
Football



**Debbie Dearmon**  
Admin. Secretary  
Compliance



**Nicole Dees**  
Accounting Assistant  
Athletic Ticket Office



**Joe Dier**  
Assistant Director  
Media Relations



**Gail Dorroh**  
Admin. Secretary  
Women's Basketball



**Brock Dulaney**  
Coord. of Filming &  
Computing Services



**Martin Durbin**  
Custom Food Group  
Rep./Concessions



**April Edwards**  
Admin. Secretary  
Baseball



**Brenda Edwards**  
Accounting  
Assistant



**Don Edwards**  
Asst. Coordinator  
Game Operations



**Shelly Ellis**  
Study Table/  
Tutorial Coordinator



**Robyn Felton**  
Director  
Bulldog Suites



**Janna Morgan Flint**  
Administrative Asst.  
Administration



**Christy Freeman**  
Executive Secretary  
Administration



**Brent Frey**  
Asst. Coordinator  
Game Operations



**Joe Galbraith**  
Assistant Director  
Media Relations



**Michelle Gerhart**  
Accounting  
Assistant



**Josh Gilreath**  
Area Director  
FCA



**Bart Gregory**  
Field Representative  
Bulldog Club



**Taylor Harris**  
Marketing Rep.  
Bulldog Sports Network



**Tyler Hill**  
Academic  
Counselor



**Judy Hillhouse**  
Executive Secretary  
Bulldog Club



**Susan Holder**  
Receptionist  
Athletic Ticket Office

# ADMINISTRATIVE SUPPORT STAFF



**Todd Hunt**  
Director  
Humphrey Coliseum



**Travis Illian**  
Assistant  
Strength Coach



**Scott Johnson**  
Assistant  
Athletic Trainer



**Diane Keith**  
Admin. Secretary  
Bulldog Sports Network



**Christina Knox**  
Assistant Athletic  
Ticket Manager



**Luanne Laird**  
Assistant Athletic  
Ticket Manager



**Gail Langston**  
Admin. Secretary  
Humphrey Coliseum



**Jennifer Layton**  
Assistant  
Athletic Trainer



**Jay Logan**  
Associate  
Athletic Trainer



**Brenda Lucas**  
Assistant Athletic  
Ticket Manager



**Whitney Mathis**  
FCA/Admin. Asst.  
Women's Athletics



**John McCallister**  
Assistant  
Strength Coach



**Mary McLendon**  
Associate  
Athletic Trainer



**Natalie McMillin**  
Accounting Asst.  
Bulldog Club



**Paul Mock**  
Head  
Athletic Trainer



**Lynda Moore**  
Academic  
Counselor



**Brenda Neubauer**  
Coord. of Services  
Humphrey Coliseum



**Duffy Neubauer**  
Operations Coord.  
Humphrey Coliseum



**Jim Nowell**  
Head  
Strength Coach



**Victor Parker**  
Academic  
Counselor



**Susan R. Prater**  
Athletic Promotions  
Coordinator



**Bart Prather**  
Sports Turf  
Manager



**Tammy Ray**  
Athlete Insurance  
Coordinator



**Katherine Rice**  
Administrative Asst.  
Administration



**Lee Robertson**  
Admin. Secretary  
Golf/Soccer/Volleyball



**Jason Rollins**  
Asst. Coordinator  
Game Ops/Facilities



**David Rosinski**  
Associate Director  
Media Relations



**Michelle Scrivener**  
Admin. Secretary  
Softball/Tennis/Track



**Phil Silva**  
Athletic Equipment  
Manager



**Susan Simmons**  
Admin. Secretary  
Football



**Steve Smith**  
Assistant  
Athletic Trainer



**Shaun Taylor**  
Game Operations/  
Grounds Crew



**Rachel Trosper**  
Accounting Assistant  
Athletic Ticket Office



**Brittany Wagner-White**  
Academic  
Counselor



**Pam Wasson**  
Accounting  
Assistant





# HUMPHREY COLISEUM



**H**umphrey Coliseum, the largest on-campus basketball arena in the state of Mississippi, will be the home of Bulldog Basketball for the 32nd season during the 2006-07 campaign. Opened in 1975, Humphrey Coliseum has undergone many modifications during recent years to rank as one of the finest multi-purpose facilities in the Southeastern Conference.

On the heels of MSU's record-setting 2003-04 basketball campaign, in which coach Rick Stansbury's 26-4 Bulldogs claimed the overall SEC championship and won a second straight SEC Western Division crown en route to making another NCAA Tournament appearance, Humphrey Coliseum underwent its most recent transformation in the summer of 2004. Thanks to the generous \$1.8 million contribution from the Henry Mize Foundation, "The Hump" now features a new four-sided, center-hung video scoreboard. The state-of-the-art, multi-purpose scoreboard, purchased from Barco Sports of Logan, Utah, measures 22 feet 10 inches across and 18 feet 6 inches in height in addition to weighing 14,000 pounds. Featuring four identical TrueColor video displays, four custom fixed-digit LED scoreboards with statistics and electronic team names, along with top backlit ad panels and bottom LED color ad displays, the scoreboard's active area measures 10 feet 4 inches wide and 8 feet 10 inches deep. In addition, the Coliseum's new basketball scoreboard features decorated truncated corners and an illuminated donor panel noting the recent monetary contribution of the Henry Mize Foundation, which also paid for MSU's new baseball scoreboard that made its debut in 2004 at Dudy Noble Field, Polk-DeMent Stadium.

The late Henry Mize hailed from Booneville, Miss., and was a 1938 MSU alumnus and lifetime supporter of Mississippi State Athletics, while his nephew, Paul "Buzzy" Mize of Tupelo, Miss., and a 1978 State graduate, has served as the executor of the Henry Mize Foundation.

Additional support and services for the construction, installation and hoisting of the Coliseum's new basketball scoreboard were provided by Hoffend & Sons (Victor, N.Y.), Ellis Steel (West Point, Miss.), Burkhalter Rigging (Columbus, Miss.) and Spencer Engineers (Jackson, Miss.), as well as on-campus support from the MSU Physical Plant and the University Television Center.

Another recent major renovation project, completed in November 1998 by Pryor Construction, Inc., out of Tupelo, Miss., involved the addition of approximately 1,000 maroon theatre-style chairback seats to increase the Coliseum's permanent seating capacity to nearly 10,500. This improvement to the Bulldogs' basketball arena was accomplished with the realignment of the lower-deck seats plus the addition of permanent foldout chairback seats at courtside.

In addition to the Coliseum's re-configured seating plan, an improved lighting system has been added to "The Hump" in recent years with the removal of the original sheet-steel ceiling and the replacement of an open grid of steel catwalks. Additional restrooms were also added to the east side of the facility at the time.

In 2000, Humphrey Coliseum was graced with the arrival of a new hard maple floor, courtesy of the Horner Flooring Company of Dollar Bay, Mich. MSU's basketball playing surface measures 112 feet long and 60 feet wide and is marked with the school's distinctive maroon and white colors.

The following year, a high-directivity distributed loudspeaker system was installed by Sound and Communications, Inc., of Jackson, Miss., to enhance the Coliseum's public address and sound reinforcement system. Also added in recent years has been rotating corporate sponsorship signage at the scorer's table located between Mississippi State's bench area and the visiting team's bench.

The Coliseum's most recently added amenities have been unveiled the past two years. Prior to the 2005-06 season, attractive banners honoring the Bulldogs' and Lady Bulldogs' SEC championships and postseason tournament appearances made their collective debut above the facility's new four-sided, center-hung video scoreboard. This past summer, handrails were added to the Coliseum's aisles to help maintain MSU's commitment to fan safety at sporting events.





# HUMPHREY COLISEUM

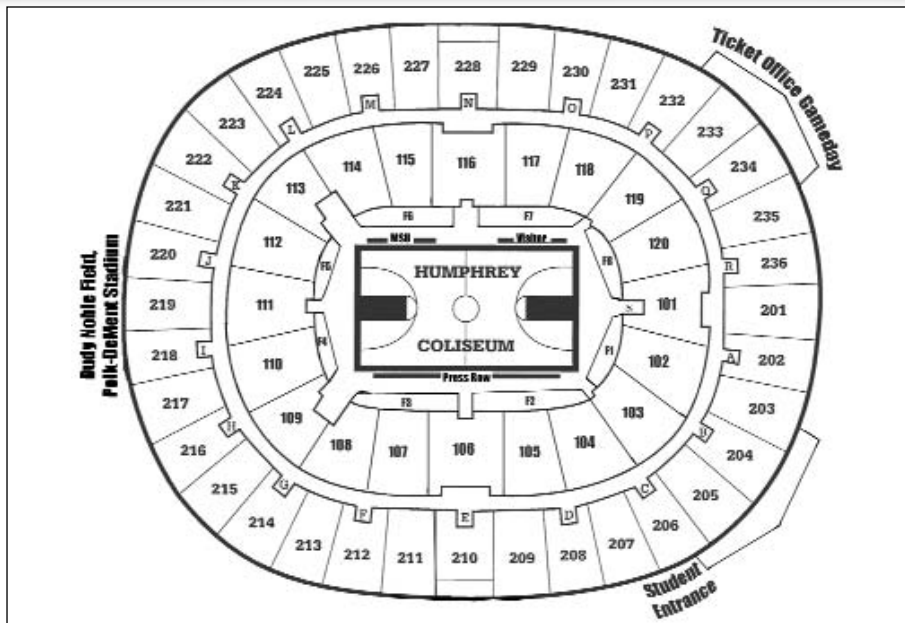


Since Humphrey Coliseum opened to the public in time for the 1975-76 basketball campaign, the Bulldogs have won more than 70 percent of their home basketball battles at "The Hump." After ushering in the Humphrey Coliseum era of MSU basketball with an 85-82 victory over Indiana State back on Dec. 1, 1975, the Bulldogs have compiled an impressive 300-120 home record for a .714 winning percentage.

In 1990-91, Mississippi State went over the 1 million mark for overall home basketball attendance with the Bulldogs drawing 100,000-plus fans (102,072 -- 7,852 per game) in a single season for the first time in school history during MSU's SEC Championship campaign. On Feb. 23, 2002, at Humphrey Coliseum, a then-state of Mississippi-record 10,645 fans attended State's 61-59 home win over the Mississippi Rebels in a crucial SEC contest. After nearly drawing 100,000 total fans during the 2002-03 season and setting a new single-season school record by averaging 9,165 fans per home SEC game, the 2003-04 Bulldog squad shattered all existing MSU basketball attendance records en route to capturing the school's first outright regular-season league championship since 1962-63.

In recording 12 or more home wins in a year for the fourth straight season under Stansbury's direction, the 2003-04 Bulldogs established new single-season Coliseum attendance standards for most total fans (111,940), highest per-game average for overall games (7,996), highest per-game average for SEC contests (10,209) and most crowds (6) of 10,000+ fans, along with setting a new mark for the largest single-game crowd (10,735) for MSU's 80-56 home triumph over Mississippi on Feb. 7, 2004. In a home win streak that began the year prior, the 2003-04 State squad also set a new all-time Coliseum record with 14 consecutive homecourt victories over the course of two years.

Two years ago, State's attendance boom and home success continued at "The



Hump," as the Bulldogs went over the 100,000 mark for attendance (103,031) for the second consecutive season. Last season, MState posted double-digit home victories for the eighth straight year during the Stansbury era. MSU has now registered 10 or more home wins in a season 13 times over the last 14 basketball campaigns dating back to 1992-93.

After spending 14 years playing on the Coliseum's original, all-purpose Tartan floor surface, the Bulldogs tipped off the most successful basketball decade in school history to date by having a portable hard maple basketball floor installed prior to the start of the 1989-90 hoops season.

The Coliseum's original hardwood floor received a fresh make-over during the summer of 1995. With artistic contributions by Alan Beam of Arlington, Texas, and Percy Byrd of Birmingham, Ala., Covington Flooring, also out of Birmingham, then added the school's recognizable "M-State"

logo to the midcourt area. Also reproduced on the floor at the time were the SEC's modern "diamond" logo as well as a logo design depicting Humphrey Coliseum's popular nickname, "The Hump." All three logos continue to be featured on the facility's current hard maple floor.

Prior to the start of MSU's much-anticipated 1995-96 Final Four campaign, the capacity of State's home basketball arena was increased to 10,000 with the addition of permanent seats around the Coliseum's inner concourse. During the summer of 1996, the Coliseum underwent major renovations to accommodate the MSU athletic department's growing need for additional locker room availability.

While the portable floor is only visible during basketball game action, a permanent all-purpose Tartan surface also enables the arena to be used for a wide variety of non-sporting events, including university presidential investitures, national conventions, conferences, graduation ceremonies, state-wide science fairs, concerts, circuses, and banquets. Such popular recording acts as Tim McGraw, Vince Gill, Garth Brooks, Clint Black, John Michael Montgomery, Reba McEntire, George Strait, Alabama, Tina Turner, Chicago, Bruce Springsteen, Bob Dylan, James Taylor, Jimmy Buffett, Sheryl Crow, Billy Joel and Bon Jovi have performed at the Coliseum through the years.

Standing the equivalent of a seven-story building (84 feet), Humphrey Coliseum is 318 feet long and 268 feet wide and was originally constructed from approximately 450,000 red Mississippi-made bricks. Named in honor of George Duke Humphrey, a former Mississippi State president (1934-45), the Coliseum also serves as the home for the Lady Bulldog basketball team, in addition to housing some administrative offices and several non-football coaches'



# ATHLETIC Excellence

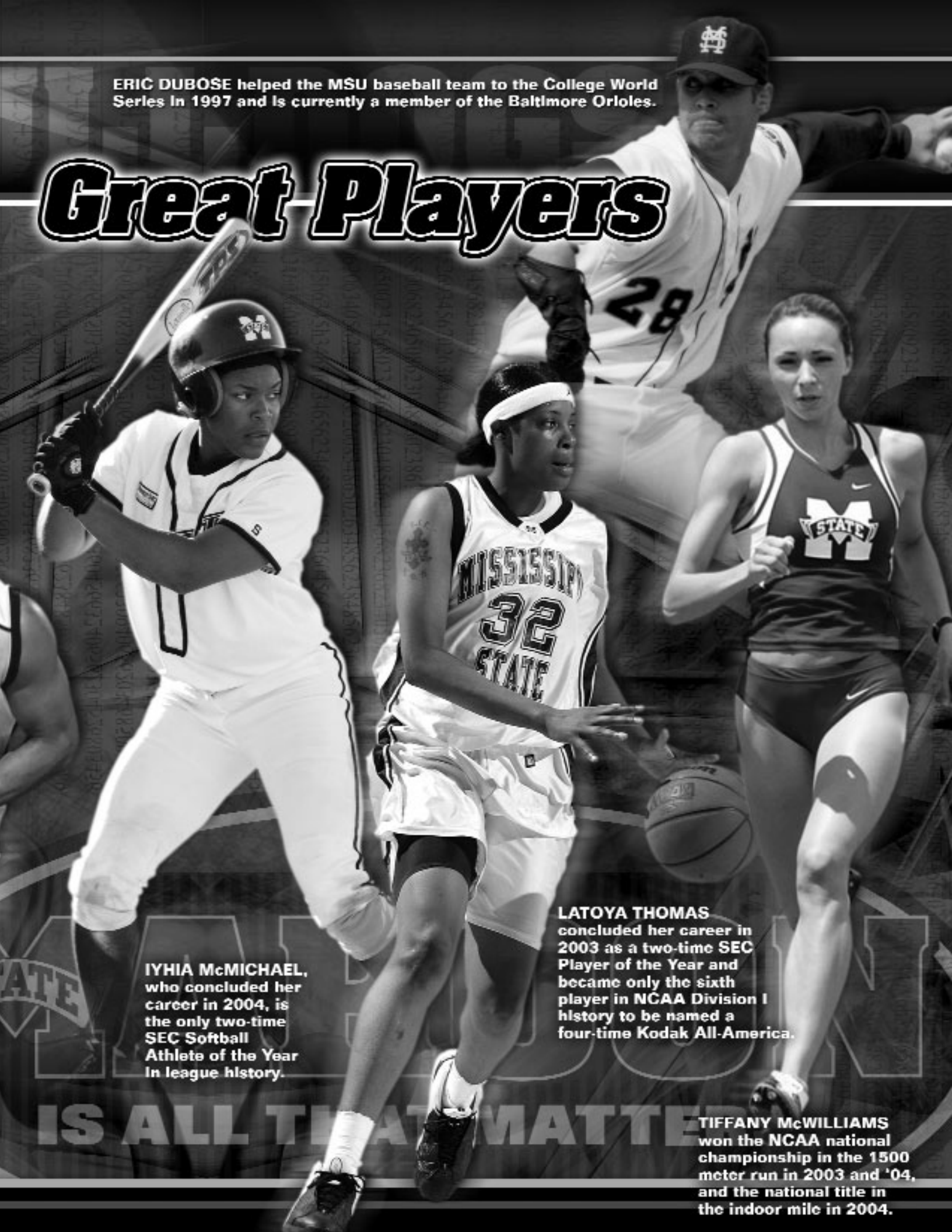
Mississippi State student-athletes have been achievers on the playing fields and off them. For every Bulldog winning all-SEC or All-America honors, another earns recognition for academic achievement. Players are coached to greatness throughout the MSU athletic program.

**SCOTT WESTERFIELD** helped the football team to back-to-back bowl games in 1999-2000 and won the SEC Scholar-Athlete of the Year Award in 2001.

**JERIOUS NORWOOD** concluded his football career in 2005 as the school's single-game and career rushing leader. He was named winner of the Conerly Trophy as the state's top college football player, was selected to play in the Senior Bowl, and was taken by the Atlanta Falcons in the NFL Draft.

**LAURENT MIQUELARD (L) and JOC SIMMONS** won the NCAA men's tennis doubles national championship in 1994.

**LAWRENCE ROBERTS** was the SEC Player of the Year in 2004 and a national finalist for the Wooden Award, given annually to college basketball's top player.



ERIC DUBOSE helped the MSU baseball team to the College World Series in 1997 and is currently a member of the Baltimore Orioles.

# Great Players

IYHIA McMICHAEL, who concluded her career in 2004, is the only two-time SEC Softball Athlete of the Year in league history.

LATOYA THOMAS concluded her career in 2003 as a two-time SEC Player of the Year and became only the sixth player in NCAA Division I history to be named a four-time Kodak All-America.

TIFFANY McWILLIAMS won the NCAA national championship in the 1500 meter run in 2003 and '04, and the national title in the indoor mile in 2004.

IS ALL THAT MATTER



# ATHLETIC Excellence

MSU has played in the SEC Football Championship Game, the basketball Final Four, the baseball College World Series, and in numerous NCAA national title events since 1996. The last decade has brought overall achievement unmatched at State, and each new generation adds more hardware to the school's trophy cases.



The 1999 Maroon football team won its first eight games of the season, amassed 10 victories for just the second time in school history, and defeated Clemson in the Peach Bowl at Atlanta. Quarterback Wayne Madkin (above), State's all-time leading passer, was named the bowl game's Most Valuable Offensive Player.

State won the SEC Western Division title in 1998 and held a fourth-quarter lead on eventual national champion Tennessee in the league championship game at the Georgia Dome. The Bulldogs' appearance in the championship game garnered the school a berth in the 1999 Cotton Bowl.




MSU's 1998 men's tennis team was one of two Bulldog squads that reached the NCAA semifinals, losing to perennial national champion Stanford. The '98 team was one of 10 State net teams that earned NCAA Sweet 16 berths from 1991-2001.

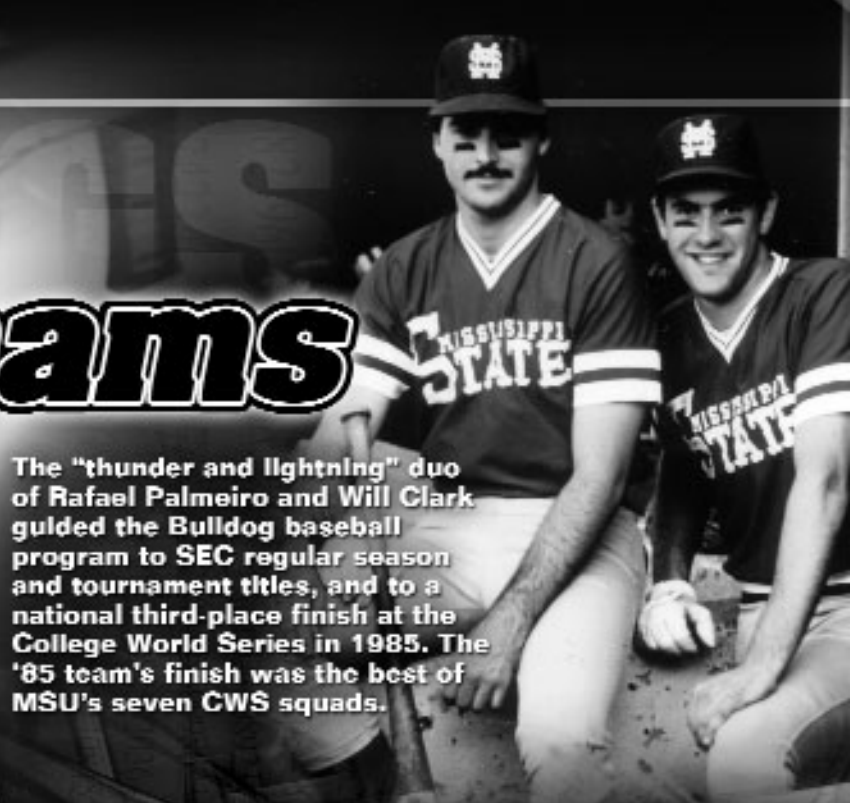


State's soccer team captured the 2001 SEC Western Division crown, the first SEC championship of any kind by an MSU women's team. That title came in just the sport's seventh year of existence on the campus.


# Great Teams




The "thunder and lightning" duo of Rafael Palmeiro and Will Clark guided the Bulldog baseball program to SEC regular season and tournament titles, and to a national third-place finish at the College World Series in 1985. The '85 team's finish was the best of MSU's seven CWS squads.



Mississippi State's men's basketball program won the SEC Western Division title in 1995, advancing to the Sweet 16 before losing to eventual national champion UCLA. A year later, Darryl Wilson (00) helped lead the Bulldogs to another West title, the SEC Tournament championship, and to a berth in the national Final Four.



The Lady Bulldog basketball team has gone to seven postseason tournaments in the last nine years, including four NCAA Tournament appearances from 1999-2003. The '02 team (below) finished fourth in the SEC and defeated Boston College in the first round of the NCAA tourney before losing to nationally top-10 ranked Texas Tech in Lubbock.



The MState men's golf team captured the school's second-consecutive SEC Tournament title in 1997 and participated in NCAA regional competition for just the second time in school history.

# ATHLETIC Excellence

State's coaches care for their student-athletes and the school's sports programs. Each has a passion for their specialty, experience as a player and coach, and expertise to instruct at the highest levels. Their goal is to coach champions on the field and mold productive college graduates from the university's classroom.

**SYLVESTER CROOM** was named head coach at MSU in December 2003, an announcement that brought immediate national attention to the Bulldog football program. In just his first season, State beat a ranked opponent for the first time since 2000.



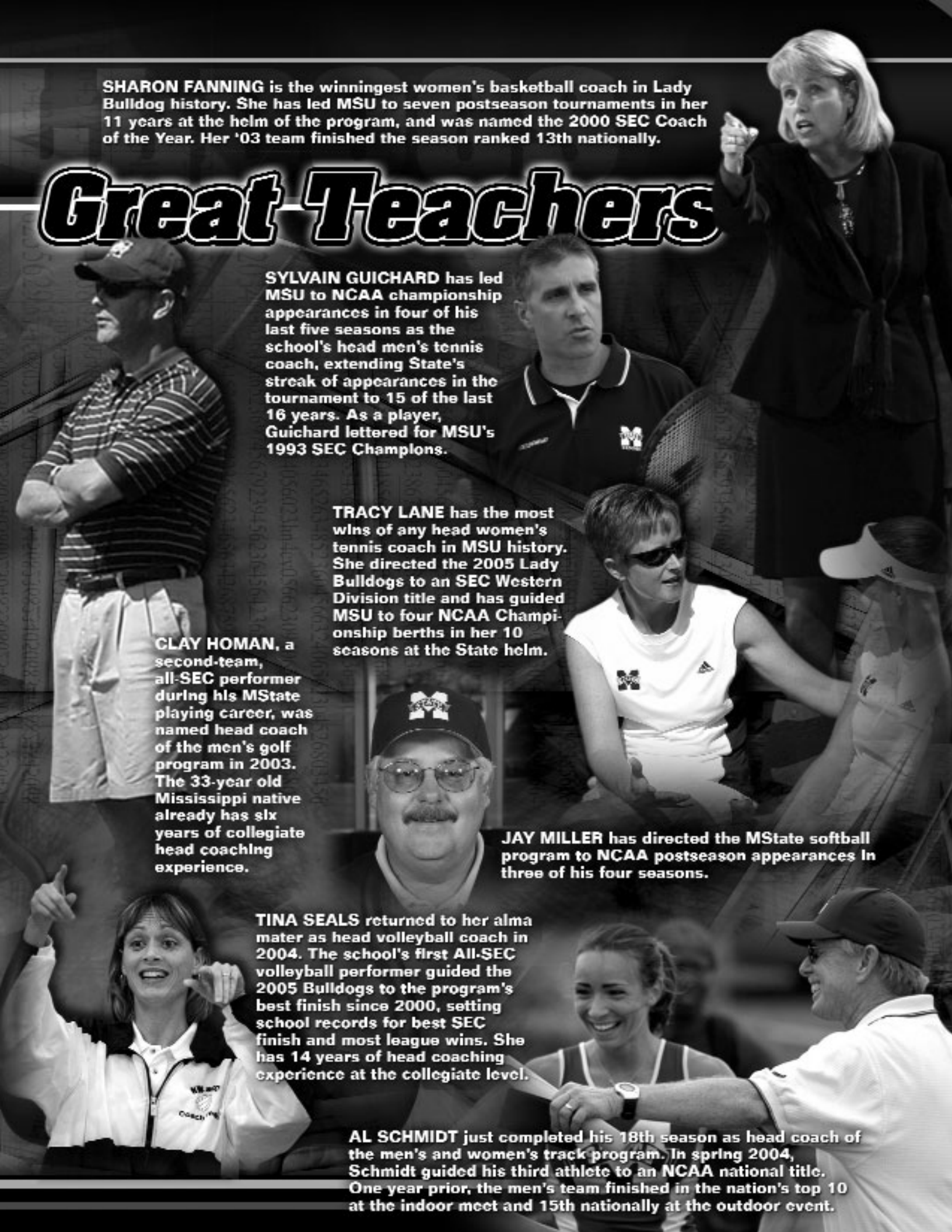
**CHRISTI SANDERS** (back left) has the longest, consecutive coaching reign of any head coach at State, with 19 seasons at the helm of the women's golf program. She has twice been named SEC Coach of the Year (1990, 2000).

**RON POLK** is the legendary head coach of the MSU baseball program. He is the winningest coach in SEC history and with more than 1,300 career coaching wins ranks sixth among college baseball's all-time winningest coaches. He has guided five MSU teams to the College World Series and 19 to regional competition.

**RICK STANSBURY's** men's basketball teams have averaged better than 20 wins per year under his guidance and have participated in postseason play six times in his eight years. MSU has played in four NCAA Tournaments in five seasons and won the SEC championship in 2004 and tournament title in '02.

**NEIL MACDONALD** is the only head coach to guide the MState soccer program to an SEC Tournament appearance in his first season (2004). The 34-year old already has six years head coaching experience on the college level.





**SHARON FANNING** is the winningest women's basketball coach in Lady Bulldog history. She has led MSU to seven postseason tournaments in her 11 years at the helm of the program, and was named the 2000 SEC Coach of the Year. Her '03 team finished the season ranked 13th nationally.

# Great Teachers

**SYLVAIN GUICHARD** has led MSU to NCAA championship appearances in four of his last five seasons as the school's head men's tennis coach, extending State's streak of appearances in the tournament to 15 of the last 16 years. As a player, Guichard lettered for MSU's 1993 SEC Champions.

**TRACY LANE** has the most wins of any head women's tennis coach in MSU history. She directed the 2005 Lady Bulldogs to an SEC Western Division title and has guided MSU to four NCAA Championship berths in her 10 seasons at the State helm.

**CLAY HOMAN**, a second-team, all-SEC performer during his MState playing career, was named head coach of the men's golf program in 2003. The 33-year old Mississippi native already has six years of collegiate head coaching experience.

**JAY MILLER** has directed the MState softball program to NCAA postseason appearances in three of his four seasons.

**TINA SEALS** returned to her alma mater as head volleyball coach in 2004. The school's first All-SEC volleyball performer guided the 2005 Bulldogs to the program's best finish since 2000, setting school records for best SEC finish and most league wins. She has 14 years of head coaching experience at the collegiate level.

**AL SCHMIDT** just completed his 18th season as head coach of the men's and women's track program. In spring 2004, Schmidt guided his third athlete to an NCAA national title. One year prior, the men's team finished in the nation's top 10 at the indoor meet and 15th nationally at the outdoor event.

# ATHLETIC Excellence

Mississippi State athletes play in some of the nation's finest facilities. Every Bulldog competition site has either been constructed or renovated during the last decade or so. During that time alone, more than \$60 million in facility enhancements have been made... a real building boom in Bulldog Country.



**DAVIS WADE STADIUM AT SCOTT FIELD:** Near-sellout crowds have become the norm at Davis Wade Stadium at Scott Field, where the Bulldogs have played before masses reaching 85 percent of stadium capacity. Since the 2000 season when expansion and renovation projects gave the nation's second-oldest stadium a gleaming new look, crowds have grown by nearly 30 percent.



**PITTS TENNIS CENTRE:** Considered among the finest tennis facilities in the collegiate ranks, the modern, six-court, 1,000-seat A.J. Pitts Tennis Centre recently completed its 23rd year serving the men's and women's programs. Recent enhancements at the facility include new locker areas and concession stands (1998) and a permanent press box (2004).

**W.O. SPENCER STADIUM/  
CARL MADDOX TRACK:**  
Co-named in honor of a two-time Mississippi State Olympian and a former MSU athletic director, the W.O. Spencer Stadium/Carl Maddox Track has served as host to the Southeastern Conference Outdoor Track and Field Championships three times since 1985, joining Tennessee as the most frequent host for that event during that time.



**DUDY NOBLE FIELD, POLK-DEMENT STADIUM:** One of the nation's leaders in baseball season ticket sales and attendance, Dudy Noble Field, Polk-Dement Stadium still holds the nation's on-campus single-game attendance mark — 14,991. With a seating capacity of more than 7,000 and more space in the world-famous outfield, *Sports Illustrated* magazine named the park, the "Best Place To Watch College Baseball" in a 1997 issue.



#### NEWELL GRISSOM BUILDING:

The 12,000-square foot, hardwood-floored Newell-Grissom Building serves as the home for Mississippi State's volleyball program and serves as a practice facility for both of the school's basketball programs. A state-of-the-art heating and air conditioning system was installed in 2004.

# Great Places



#### MSU GOLF COURSE:

Nominated by *Golfweek* and *Golf Digest* magazines as one of the premier public golf courses in the United States, Mississippi State's championship University Golf Course is the home to the men's and women's programs. The 18-hole course was recently furnished with a 5,000-square-foot clubhouse, complete with locker areas, snack bar, golf shop and classroom.



**MSU SOCCER FIELD:** Built in 1995, the lighted Mississippi State Soccer Field gives the Bulldog women one of the finest playing surfaces in the Southeast, a 114-yard long, 72-yard wide regulation NCAA Championship field. The lush turf is Mississippi Pride grass, developed by researchers on the MSU campus.



**HUMPHREY COLISEUM:** Season ticket sales records and all-time attendance marks have also been set over the past decade by Bulldog and Lady Bulldog basketball teams in the Humphrey Coliseum, the state's largest on-campus basketball arena. The latest addition to the facility was a \$1.8 million, center-hung, four-sided video scoreboard and jumbotron screen installed in 2004.



**MSU SOFTBALL FIELD:** Constructed in 1997, the Mississippi State Softball Field has undergone almost constant improvement at the northern-most point of campus. Lights were added to the facility in 1998, brick work was added to the dugouts two years later and, in 2001, additional batting cages were built. In 2005, softball moved into a new locker, training and meeting facility adjacent to the park.



**BRYAN BUILDING:** The state-of-the-art John H. Bryan Athletic Administration Building is the crown jewel of MSU's expansion projects of the last decade. Opened in 1998, this showcase facility is named for longtime Bulldog friend and supporter John H. Bryan Sr., and houses athletic administration, football, ticket, athletic development and media relations offices.

# ATHLETIC Excellence

MSU student-athletes are prepared for life after their collegiate careers come to an end. Former State athletes succeed professionally in both sports and business.



**ERICK DAMPIER** led Bulldog basketball to back-to-back NCAA Tournament bids in 1995 and '96. Now a 10-year NBA veteran, he helped lead the Dallas Mavericks to an NBA Finals appearance this past season.

**TYRONE KEYS** (center) starred for the MSU football team from 1977-80, won Super Bowl XX with the Chicago Bears, and is founder and president of All Sports Community Service, a Tampa-based firm that assists high-risk youth.

**SAM NICHOLS** lettered four years for the MState football team (1973-76) and is currently a Colonel in the United States Army.

**BAILEY HOWELL**, who still ranks second on the school's all-time basketball scoring list, enjoyed a 12-year career in the NBA and was elected to the Basketball Hall of Fame in 1997.

# Great Alumni

**ROSA MARIELLA (JIMINEZ) MAHAN** was an ITA All-Academic Scholar women's tennis player for State in 1988, and is Senior VP and Regional Manager for Central America, the Caribbean, and Northern South America for Prisma Energy International in Houston, Texas.

**BUCK SHOWALTER** was an all-America baseball player at MSU in 1977 and has managed three clubs in the major leagues, most recently with the Texas Rangers.

**BOBBY THIGPEN** helped MSU baseball to the College World Series in 1985 and still holds the Major League record for saves in a season (57 in 1990 with the Chicago White Sox).

Bulldog right-hander **JEFF BRANTLEY** (1982-85) still holds SEC records for pitching wins in a season (18) and career (45). After culminating his pro playing career, he now analyzes the game for ESPN's Baseball Tonight.





# 2006-07 SEC COMPOSITE SCHEDULE

## NOVEMBER

### 10 (Friday)

Jackson State at UA  
SE Missouri State at ARK  
Troy at AU  
Samford at UF  
Southern at UG  
Miss. Valley State at UM  
South Carolina St. at USC  
Middle Tennessee at UT

### 11 (Saturday)

Nicholls State at MSU

### 13 (Monday)

Loyola Marymount at MSU  
1-UT vs Fordham

### 14 (Tuesday)

North Florida at UF  
Western Kentucky at UG  
Louisiana-Lafayette at UM  
USC at UC Irvine  
1-UT at NIT Tip-Off

### 15 (Wednesday)

Miami (OH) at UK  
Georgetown at VU

### 16 (Thursday)

Jacksonville at UF  
USC at Southern Cal

### 17 (Friday)

2-UA vs Middle Tennessee  
Winston-Salem St. at AU  
Miss. Valley State at UK  
Nicholls State at LSU  
3-UM vs Fairfield

### 18 (Saturday)

2-UA at Paradise Jam  
Stephen F. Austin at ARK  
4-Chattanooga at UF  
Valdosta State at UG  
3-UM vs Central Arkansas  
Winthrop at MSU

### 19 (Sunday)

2-UA at Paradise Jam  
5-East Tennessee St. at AU  
Louisiana-Monroe at LSU  
3-UM at Connecticut  
Lipscomb at USC  
Coppin State at UT

### 20 (Monday)

2-UA at Paradise Jam  
6-UK vs DePaul

### 21 (Tuesday)

5-Miles College at AU  
4-Prairie View A&M at UF  
South Carolina St. at UG  
6-UK at Maui Invitational  
MSU at Clemson  
VU at Wake Forest

### 22 (Wednesday)

6-UK at Maui Invitational  
Tennessee Tech at UM  
7-UT at NIT Semifinals

### 23 (Thursday)

8-ARK vs Southern Illinois

### 24 (Friday)

8-ARK at Old Spice Clas.  
9-AU vs Oklahoma State  
10-UF vs W. Kentucky  
Alabama A&M at UG  
Nicholls State at UM  
7-UT at NIT Finals

### 25 (Saturday)

Texas Southern at UA  
9-AU at S. Padre Isle Inv.  
10-UF vs Kansas  
Wichita State at LSU  
Elon at VU

### 26 (Sunday)

8-ARK at Old Spice Clas.

### 27 (Monday)

USC at The Citadel  
UT at Louisiana-Lafayette

### 28 (Tuesday)

Louisiana-Monroe at UA  
Nicholls State at AU  
Southern at UF  
Col. of Charleston at UK  
Furman at VU

### 29 (Wednesday)

McNeese State at LSU  
Charlotte at MSU

### 30 (Thursday)

ARK at Missouri  
Louisiana-Monroe at AU  
New Orleans at UM

## DECEMBER

### 1 (Friday)

Murray State at UT

### 2 (Saturday)

Tennessee State at UA  
UMKC at ARK  
UG at Wake Forest  
UK at North Carolina  
11-LSU at Tulane  
TAMU-CC at MSU  
Clemson at USC  
Toledo at VU

### 3 (Sunday)

Pittsburgh at AU  
UF at Florida State

### 5 (Tuesday)

Central Michigan at ARK  
Gardner-Webb at UG  
12-UK vs Chattanooga  
Texas A&M at LSU  
Col. of Charleston at USC  
East Tennessee St. at VU

### 6 (Wednesday)

South Alabama at AU  
Providence at UF  
Memphis at UT

### 7 (Thursday)

UA at Notre Dame  
Lipscomb at VU

### 9 (Saturday)

Alabama State at UA  
Kennesaw State at UG  
Indiana at UK  
UM at Memphis  
South Alabama at MSU  
USC at Baylor  
Georgia Tech at VU

### 10 (Sunday)

13-LSU vs Texas

### 11 (Monday)

MSU at Miami (FL)

### 12 (Tuesday)

Louisiana-Monroe at UM

### 14 (Thursday)

Oakland at ARK

### 16 (Saturday)

14-UA vs Southern Miss  
15-ARK vs Texas Tech  
Wofford at AU  
16-UG vs Gonzaga  
UK at Louisville  
UM at South Alabama  
McNeese State at MSU  
Western Kentucky at UT  
Nicholls State at VU

### 17 (Sunday)

17-UF vs Florida A&M  
LSU at Oregon State

### 18 (Monday)

Alabama State at MSU  
18-UT vs Oklahoma State

### 19 (Tuesday)

Tennessee State at AU  
Jacksonville at UG  
Santa Clara at UK  
UIC at UM  
19-VU vs UPR-Mayaguez

### 20 (Wednesday)

UA at North Carolina St.  
ARK at Texas  
Stetson at UF  
LSU at Washington  
Princeton at USC  
19-VU at S. Juan Shootout

### 21 (Thursday)

20-MSU vs New Orleans  
19-VU at S. Juan Shootout

### 22 (Friday)

Oral Roberts at ARK  
Texas A&M at AU  
UG at Georgia Tech  
Massachusetts at UK  
Alabama A&M at UM

### 23 (Saturday)

Coppin State at UA  
Ohio State at UF  
Louisiana Tech at LSU  
Texas at UT

### 27 (Wednesday)

21-Wright State at LSU

### 28 (Thursday)

UG at Clemson  
21-Miss. Valley St. at LSU  
UNC Asheville at USC  
Tennessee Tech at UT

### 29 (Friday)

Lipscomb at UA  
Eastern Kentucky at UK  
21-Samford at LSU  
Jacksonville at USC  
Alabama A&M at VU

### 30 (Saturday)

Louisiana Tech at ARK  
Chas. Southern at AU  
22-UF vs UAB  
UM at Saint Louis  
MSU at George Mason  
East Tennessee St. at UT

### 31 (Sunday)

Wisconsin at UG

## JANUARY

### 1 (Monday)

Oklahoma at UA

### 2 (Tuesday)

Tulsa at ARK  
AU at Southern Miss  
Liberty at UF  
MSU at Missouri  
VU at Rice

### 3 (Wednesday)

Houston at UK  
Western Carolina at USC

### 6 (Saturday)

\*UA at ARK [LFS]  
\*VU at AU [FSN/SUN]  
\*UG at UF [LFS]  
\*UK at UM [FSN/SUN]  
Connecticut at LSU

### 7 (Sunday)

\*MSU at UT [LFS]  
Kansas at USC

### 9 (Tuesday)

\*LSU at UA [ESPN2]  
\*ARK at UF [ESPN]

### 10 (Wednesday)

\*AU at UK [LFS]  
\*USC at UG

### 13 (Saturday)

\*ARK at UM [FSN/SUN]  
\*AU at LSU [LFS]  
\*UF at USC [LFS]  
\*VU at UG  
\*MSU at UK [FSN/SUN]  
UT at Ohio State

### 16 (Tuesday)

\*UK at USC [ESPN]

### 17 (Wednesday)

\*UA at VU  
\*UG at ARK  
\*UT at AU [LFS]  
\*UM at LSU [CST-TD]

### 20 (Saturday)

\*UG at UA [CBS]  
\*LSU at ARK [CBS]  
\*AU at MSU  
\*UM at UF [LFS]  
\*VU at UK [LFS]  
\*USC at UT [FSN/SUN]

### 23 (Tuesday)

\*UA at AU [ESPN]

### 24 (Wednesday)

\*ARK at USC  
\*UF at MSU [LFS]  
\*UK at UG [LFS]  
\*VU at LSU [CST-TD]  
\*UT at UM

### 27 (Saturday)

\*ARK at UA [LFS]  
\*UF at AU [FSN/SUN]  
\*UM at VU [LFS]  
\*USC at MSU [FSN/SUN]

### 28 (Sunday)

\*LSU at UG [LFS]  
\*UT at UK [CBS]

### 30 (Tuesday)

\*MSU at UM [ESPN]

### 31 (Wednesday)

\*UA at LSU [LFS]  
\*AU at USC  
\*VU at UF [LFS]  
\*UG at UT

## FEBRUARY

### 3 (Saturday)

\*USC at UA [LFS]  
\*UK at ARK [LFS]  
\*UM at AU  
\*UT at UF [LFS]  
\*UG at VU [FSN/SUN]  
\*LSU at MSU [FSN/SUN]

### 6 (Tuesday)

\*LSU at UT [ESPN]

### 7 (Wednesday)

\*MSU at UA [ACN-TD]  
\*AU at ARK [LFS]  
\*UF at UG  
\*USC at UK [LFS]

### 10 (Saturday)

\*UA at UM [FSN/SUN]  
\*ARK at LSU [LFS]  
\*MSU at AU  
\*UF at UK [ESPN]  
\*UG at USC [FSN/SUN]  
\*VU at UT [LFS]

### 13 (Tuesday)

\*UK at UT [ESPN]

### 14 (Wednesday)

\*UA at UF [LFS]  
\*ARK at MSU  
\*LSU at UM [LFS]  
\*USC at VU

### 17 (Saturday)

\*UK at UA [LFS]  
\*UM at ARK [FSN/SUN]  
\*AU at UG  
\*UF at VU [CBS]  
\*MSU at LSU [LFS]  
\*UT at USC [ABC]

### 20 (Tuesday)

\*LSU at UK [ESPN]

### 21 (Wednesday)

\*UA at UT [LFS]  
\*ARK at AU  
\*USC at UF [LFS]  
\*UG at UM  
\*VU at MSU

### 24 (Saturday)

\*AU at UA [FSN/SUN]  
\*UT at ARK [LFS]  
\*UF at LSU [CBS]  
\*MSU at UG [LFS]  
\*UM at USC [FSN/SUN]

### 25 (Sunday)

\*UK at VU [LFS]

### 27 (Tuesday)

\*UF at UT [ESPN]

### 28 (Wednesday)

\*UM at UA [ACN-TD]  
\*MSU at ARK [LFS]  
\*LSU at AU  
\*UG at UK [LFS]  
\*VU at USC

## MARCH

### 3 (Saturday)

\*ARK at VU  
\*AU at UM  
\*UT at UG  
\*USC at LSU

### 4 (Sunday)

\*UA at MSU [LFS]  
\*UK at UF [CBS]

### 8-11 (Thurs.-Sun.)

SEC Tournament  
Georgia Dome  
Atlanta, GA  
Games 1-10 [LFS]  
Champ. Game [CBS]

### 13 (Tuesday)

NCAA Tournament  
Opening Round  
Dayton, OH

### 15 & 17 (Thu. & Sat.)

NCAA Tournament  
1st & 2nd Rounds  
Buffalo, NY  
Sacramento, CA  
Lexington, KY  
Winston-Salem, NC

### 16 & 18 (Fri. & Sun.)

NCAA Tournament  
1st & 2nd Rounds  
Chicago, IL  
Columbus, OH  
Spokane, WA  
New Orleans, LA

### 22 & 24 (Thu. & Sat.)

NCAA Regionals  
San Antonio, TX  
San Jose, CA

### 23 & 25 (Fri. & Sun.)

NCAA Regionals  
East Rutherford, NJ  
St. Louis, MO

### Mar. 31 & April 2 (Sat. & Mon.)

NCAA Final Four  
Atlanta, GA  
Georgia Dome

## KEY

\*SEC Game; [JTV Game; 1-NIT Season Tip-Off, Nashville, TN; 2-Paradise Jam, St. Thomas, V.I.; 3-Hispanic College Fund Classic, Hartford, CT; 4-Las Vegas Invitational, Gainesville, FL; 5-South Padre Island Invitational, Auburn, AL; 6-Maui Invitational, Maui, HI; 7-NIT Season Tip-Off, New York, NY; 8-Old Spice Classic, Orlando, FL; 9-South Padre Island Invitational, South Padre Island, TX; 10-Las Vegas Invitational, Las Vegas, NV; 11-New Orleans Arena, New Orleans, LA; 12-Freedom Hall, Louisville, KY; 13-Toyota Center, Houston, TX; 14-Coors Classic, Mobile, AL; 15-Alltel Arena, North Little Rock, AR; 16-Gwinnett Center, Duluth, GA; 17-St. Pete Times Forum, Tampa, FL; 18-Gaylord Entertainment Center, Nashville, TN; 19-San Juan Shootout, Guaynabo, P.R.; 20-Mississippi Coliseum, Jackson, MS; 21-Hispanic College Fund Classic, Baton Rouge, LA; 22-Orange Bowl Classic, Sunrise, FL



# 2007 SEC TOURNAMENT



The 2007 Southeastern Conference Men's Basketball Tournament will be held in a familiar setting as the Georgia Dome in Atlanta, Ga., again plays host to this event.

The Georgia Dome, a world-class facility with basketball seating configuration of 26,000, serves as the site of the 12-team tournament for the seventh time in 10 years and the ninth time overall in league history. The Georgia Dome will also serve as the site for this year's NCAA Final Four, March 31-April 2. The Atlanta-hosted 2005 SEC Tournament amassed impressive crowds with the fourth-highest total attendance (212,122) and the fifth-highest championship game attendance (24,408) in SEC Tournament history.

The winner of the 11-game tournament receives the SEC's automatic bid to the NCAA Tournament. The tournament seeds, conference championship and division titles are determined by the 16-game conference schedule during the regular season. Teams are seeded by their divisional finish and features Eastern Division-Western Division matchups in every game should the higher seed win each contest.

Atlanta served as host of the inaugural SEC Tournament played following the 1932-33 sea-

son and did so again after the 1933-34 season. The event was held every year through 1952, with the exception of 1935. After a 26-year layoff (1953-78), the tournament was renewed in 1979. The 2007 tournament will be the 48th in league history and the 29th since the renewal.

The SEC has shown extraordinary balance in the tournament, evidenced by the fact that a different school won the first seven titles after the renewal. The event has helped set the stage for SEC teams in the NCAA Tournament, as 21 of the last 27 tournament champions have advanced to at least the Sweet 16 with four of the last 11 going on to win the national championship.

Since the renewal in 1979, the SEC Tournament Champion has failed to win at least one NCAA Tournament game only three times.

Kentucky leads the league with 25 SEC Tournament titles. Alabama is second with six, while Tennessee ranks third with four. Florida and Mississippi State have each claimed two championship trophies. Arkansas, Auburn, Florida Georgia, LSU, Ole Miss, Vanderbilt and former league member Georgia Tech have each won one SEC Tournament championship through the years.



Atlanta's Georgia Dome will serve as the site of this year's SEC Tournament and NCAA Final Four.





## 2008

TOURNAMENT      March 16  
SELECTION SHOW

OPENING ROUND    March 18 @ University of Dayton Arena  
(Dayton, OH)

**1ST & 2ND** March 20 & 22  
**ROUNDS** Arrowhead Pond - Anaheim, CA  
Pepsi Center - Denver, CO  
Qwest Center Omaha - Omaha, NE  
MCI Center - Washington, D.C.

March 21 & 23  
BJCC Arena - Birmingham, AL  
Alltel Arena - North Little Rock, AR  
RBC Center - Raleigh, NC  
St. Pete Times Forum - Tampa, FL

**REGIONALS** March 27 & 29  
Charlotte Arena - Charlotte, NC  
US Airways Center - Phoenix, AZ

March 28 & 30  
Ford Field - Detroit, MI  
Reliant Stadium - Houston, TX

**FINAL FOUR** April 5 & 7  
Alamodome - San Antonio, TX

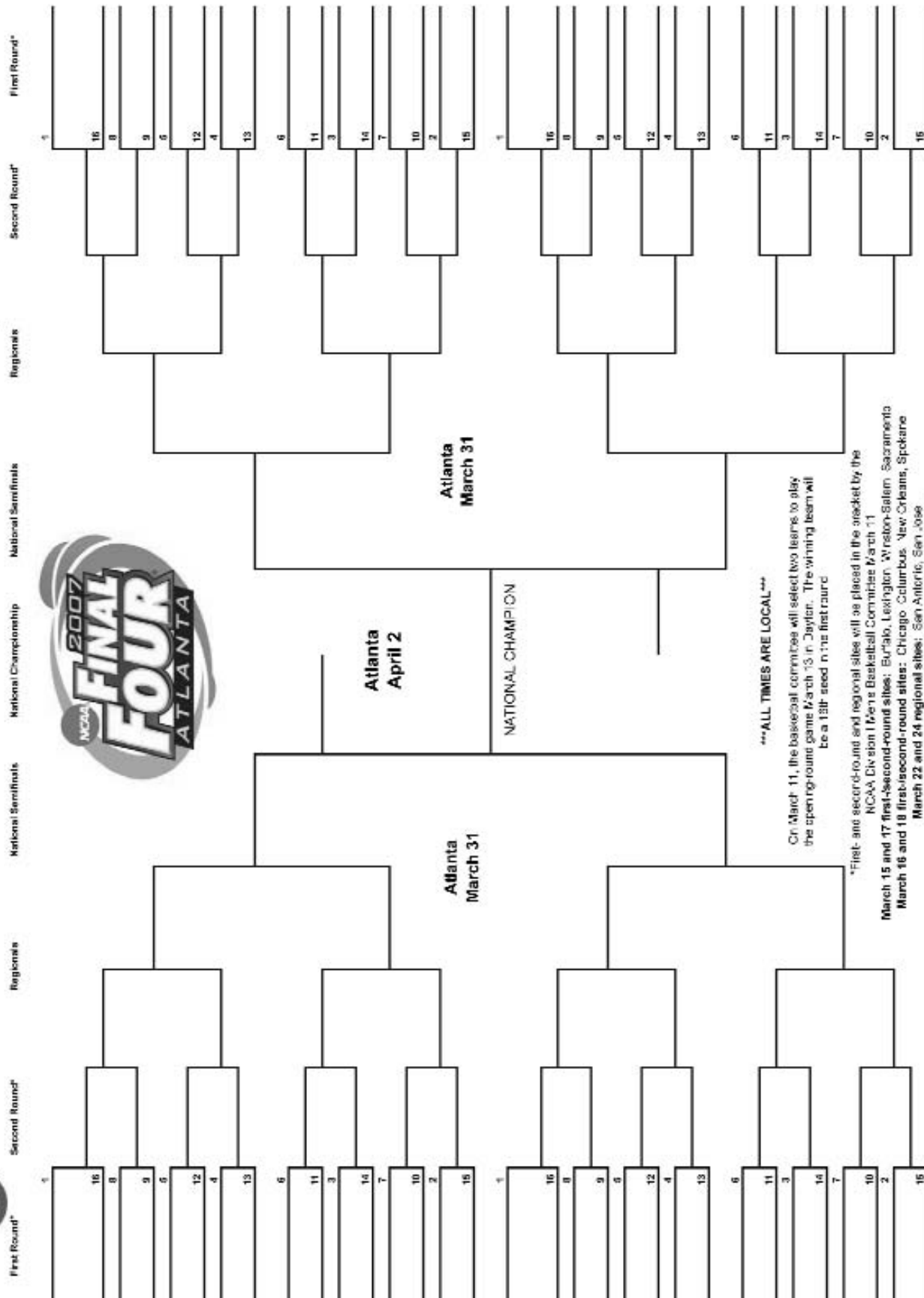
## FUTURE NCAA FINAL FOUR DATES & SITES

<b>2007</b>	March 31 & April 2 @ Georgia Dome - Atlanta, GA
<b>2008</b>	April 5 & 7 @ Alamodome - San Antonio, TX
<b>2009</b>	April 4 & 6 @ Ford Field - Detroit, MI
<b>2010</b>	April 3 & 5 @ RCA Dome - Indianapolis, IN
<b>2011</b>	April 2 & 4 @ Reliant Stadium - Houston, TX

# 2007 NCAA TOURNAMENT BRACKET



## 2007 NCAA Division I Men's Basketball Championship





# 2006-07 MSU SCHEDULE

<u>DATE</u>	<u>OPPONENT (TV)</u>	<u>SITE</u>	<u>TIME</u>
Wed., Nov. 1	AUBURN-MONTGOMERY [Exhibition]	STARKVILLE	7 p.m.
Sat., Nov. 4	OKLAHOMA CITY [Exhibition]	STARKVILLE	7 p.m.
Sat., Nov. 11	NICHOLLS STATE	STARKVILLE	2 p.m.
Mon., Nov. 13	LOYOLA MARYMOUNT (FSN/SUN)	STARKVILLE	7 p.m.
Sat., Nov. 18	WINTHROP	STARKVILLE	TBA
Tues., Nov. 21	at Clemson (FSN/SUN)	Clemson, SC	6 p.m.
Wed., Nov. 29	CHARLOTTE	STARKVILLE	7 p.m.
Sat., Dec. 2	TEXAS A&M-CORPUS CHRISTI	STARKVILLE	2 p.m.
Sat., Dec. 9	SOUTH ALABAMA	STARKVILLE	7 p.m.
Mon., Dec. 11	at Miami, Fla. (FSN Florida)	Coral Gables, FL	6 p.m.
Sat., Dec. 16	McNEESE STATE	STARKVILLE	2 p.m.
Mon., Dec. 18	ALABAMA STATE	STARKVILLE	7 p.m.
Thurs., Dec. 21	^New Orleans (CSS)	Jackson, MS	7 p.m.
Sat., Dec. 30	at George Mason (CSS)	Fairfax, VA	11 a.m.
Tues., Jan. 2	at Missouri (FSN/SUN)	Columbia, MO	7 p.m.
Sun., Jan. 7	at Tennessee (Lincoln Financial Sports)	Knoxville, TN	12:30 or 3 p.m.
Wed., Jan. 10	MISSISSIPPI	STARKVILLE	7 p.m.
Sat., Jan. 13	at Kentucky (FSN/SUN)	Lexington, KY	6 p.m.
Sat., Jan. 20	AUBURN	STARKVILLE	2 p.m.
Wed., Jan. 24	FLORIDA (Lincoln Financial Sports)	STARKVILLE	8 p.m.
Sat., Jan. 27	SOUTH CAROLINA (FSN/SUN)	STARKVILLE	6 p.m.
Tues., Jan. 30	at Mississippi (ESPN)	Oxford, MS	6 p.m.
Sat., Feb. 3	LSU (FSN/SUN)	STARKVILLE	4 p.m.
Wed., Feb. 7	at Alabama	Tuscaloosa, AL	7 p.m.
Sat., Feb. 10	at Auburn	Auburn, AL	1 p.m.
Wed., Feb. 14	ARKANSAS	STARKVILLE	7 p.m.
Sat., Feb. 17	at LSU (Lincoln Financial Sports)	Baton Rouge, LA	2 p.m.
Wed., Feb. 21	VANDERBILT	STARKVILLE	7 p.m.
Sat., Feb. 24	at Georgia (Lincoln Financial Sports)	Athens, GA	Noon
Wed., Feb. 28	at Arkansas (Lincoln Financial Sports)	Fayetteville, AR	7 p.m.
Sun., Mar. 4	ALABAMA (Lincoln Financial Sports)	STARKVILLE	1 p.m.
March 8-11	\$at SEC Tournament	Atlanta, GA	TBA
Thurs., Mar. 8	\$First-round Games (Lincoln Financial Sports)		
Fri., Mar. 9	\$Quarterfinals (Lincoln Financial Sports)		
Sat., Mar. 10	\$Semifinals (Lincoln Financial Sports)		
Sun., Mar. 11	\$Championship Game (CBS)		

^ - at Mississippi Coliseum (DH w/MSU women's team)

\$ - SEC Tournament (@ Georgia Dome)

All Times Central; Home Games Listed in Bold CAPS