



UCLA SOFTBALL

UCLA Athletic Communications / J.D. Morgan Center / 325 Westwood Plaza / Los Angeles, CA 90095
Softball Contact: Vinny Lavalsiti / vlavalsiti@athletics.ucla.edu / o: (310) 206-8123 / c: (209) 781-6810

2021 SCHEDULE

FEBRUARY

Thu.	10	Cal State Northridge	UCLA Stream	7 p.m.
Fri.	11	UC San Diego	UCLA Stream	3 p.m.
Fri.	11	Nevada	UCLA Stream	5:30 p.m.
Sat.	12	vs. RV/- Mississippi State ¹	FloSoftball	1 p.m.
Sat.	12	vs. No. 1/1 Oklahoma ¹	FloSoftball	4 p.m.
Fri.	18	vs. Northwestern ²	ESPN+	10 a.m.
Sat.	19	vs. Auburn ²	ESPN	7 a.m.
Sat.	19	vs. Texas ²	ESPNU	1 p.m.
Sun.	20	vs. Wisconsin ²	ESPN+	9 a.m.
Sun.	20	vs. Florida State ²	ESPN2	4 p.m.
Fri.	25	vs. Iowa State ³	FloSoftball	5:30 p.m.
Fri.	25	vs. Texas Tech ³	FloSoftball	8 p.m.
Sat.	26	vs. Tennessee ³	FloSoftball	3 p.m.
Sat.	26	vs. Baylor ³	FloSoftball	5:30 p.m.
Sun.	27	vs. Missouri ³	FloSoftball	11:30 a.m.

MARCH

Thu.	3	vs. Cal Poly ⁴	TBD	10 a.m.
Thu.	3	vs. Fresno State ⁴	TBD	12:30 p.m.
Fri.	4	vs. Kansas ⁴	TBD	2:30 p.m.
Fri.	4	vs. Weber State ⁴	TBD	5 p.m.
Sat.	5	vs. Texas A&M ⁴	TBD	5 p.m.
Thu.	10	Pennsylvania ⁵	UCLA Stream	7 p.m.
Fri.	11	CSU Bakersfield ⁵	UCLA Stream	4:30 p.m.
Fri.	11	Fresno State ⁵	UCLA Stream	7 p.m.
Sat.	12	Fresno State ⁵	UCLA Stream	2 p.m.
Sat.	12	CSU Bakersfield ⁵	UCLA Stream	4:30 p.m.
Sat.	19	Arizona [*]	P12N	5 p.m.
Sun.	20	Arizona [*]	P12N	12 p.m.
Mon.	21	Arizona [*]	P12N	12 p.m.
Fri.	25	at Washington [*]	P12N	5 p.m.
Sat.	26	at Washington [*]	P12N	3 p.m.
Sun.	27	at Washington [*]	ESPNU	12 p.m.

APRIL

Fri.	1	Oregon [*]	P12N	7 p.m.
Sat.	2	Oregon [*]	P12N	7 p.m.
Sun.	3	Oregon [*]	P12N	12 p.m.
Fri.	8	at Stanford [*]	P12N	6 p.m.
Sat.	9	at Stanford [*]	P12N	2 p.m.
Sun.	10	at Stanford [*]	P12N	12 p.m.
Tue.	19	San Diego	UCLA Stream	5 p.m.
Wed.	20	Long Beach State	UCLA Stream	TBD
Fri.	22	at Oregon State [*]	P12N	7 p.m.
Sat.	23	at Oregon State [*]	P12N	3 p.m.
Sun.	24	at Oregon State [*]	P12N	12 p.m.
Wed.	27	Cal State Fullerton	UCLA Stream	6 p.m.
Fri.	29	Utah [*]	UCLA Stream	7 p.m.
Sat.	30	Utah [*]	UCLA Stream	6 p.m.

MAY

Sun.	1	Utah [*]	UCLA Stream	12 p.m.
Fri.	6	at Arizona State [*]	P12N	5 p.m.
Sat.	7	at Arizona State [*]	P12N	4 p.m.
Sun.	8	at Arizona State [*]	P12N	12 p.m.
Thu.	12	California [*]	P12N	7 p.m.
Fri.	13	California [*]	P12N	7 p.m.
Sat.	14	California [*]	P12N	2 p.m.

POSTSEASON

5/20-22	NCAA Regionals	TBD
5/25-29	NCAA Super Regionals	TBD
6/2-9	Women's College World Series	TBD

All Times are Pacific Time

* - Pac-12 Conference Game

No. - NFCA Ranking/USA Softball Ranking

1 - Mark Campbell Invitational in Irvine, Calif.

2 - St. Pete/Clearwater Elite Invitational in Clearwater, Fla.

3 - Mary Nutter Collegiate Classic

4 - Judi Garman Classic

5 - Stacy Winsberg Memorial Tournament

GAME WEEK SCHEDULE

Feb. 10: Game 1 vs. Cal State Northridge

Feb. 11: Games 2-3 vs. UC San Diego & Nevada

Feb. 12: Games 4-5 vs. RV/- Mississippi State & No. 1/1 Oklahoma *at the Mark Campbell Invitational in Irvine, Calif.*

Game 1: vs. Cal State Northridge

Venue:	Easton Stadium (1,328)
First Pitch:	7 p.m. PT
Stream:	UCLA Livestream
Audio:	UCLA.leanplayer.com
Audio Talent:	Darren Preston
Live Stats:	UCLALivestats.com

Game 3: vs. Nevada

Venue:	Easton Stadium (1,328)
First Pitch:	5:30 p.m. PT
Stream:	UCLA Livestream
Audio:	UCLA.leanplayer.com
Audio Talent:	Nick Koop
Live Stats:	UCLALivestats.com

Game 5: vs. No.1/1 Oklahoma

Venue:	Bill Barker Park (Irvine, Calif.)
First Pitch:	4 p.m. PT
Stream:	FloSoftball (\$)
Live Stats:	UCLALivestats.com

Game 2: vs. UC San Diego

Venue:	Easton Stadium (1,328)
First Pitch:	3 p.m. PT
Stream:	UCLA Livestream
Audio:	UCLA.leanplayer.com
Audio Talent:	Nick Koop
Live Stats:	UCLALivestats.com

Game 4: vs. RV/- Mississippi State

Venue:	Bill Barker Park (Irvine, Calif.)
First Pitch:	1 p.m. PT
Stream:	FloSoftball (\$)
Live Stats:	UCLALivestats.com



THE JOURNEY BACK TO OKC BEGINS

The Bruins will open their 2022 campaign with five games in three days, beginning with a three-game tournament at home on Thursday, Feb. 10, at 7 p.m. (PT) versus Cal State Northridge at Easton Stadium and a double-header on Friday, Feb. 11, against UC San Diego at 3 p.m. and Nevada at 5:30 p.m. All three games will be available for viewing on UCLA's livestream and listening on the UCLA LeanPlayer.

To close Opening Week, the Bruins head to Orange County on Saturday, Feb. 12, to compete at the Mark Campbell Invitational at Bill Barber Park in Irvine, Calif., with a pair of games against RV/- Mississippi State and defending national champion No. 1/1 Oklahoma. Game times versus the Bulldogs and Sooners are scheduled for 1 p.m. and 4 p.m. The two contests can be watched with a subscription on FloSoftball.com.

UCLA will be attempting a return to their seventh consecutive Women's College World Series. The Bruins have made an NCAA-best been 30 Women's College World Series appearances.

UCLA ON OPENING DAY

UCLA is 13-2 on Opening Day under head coach Kelly Inouye-Perez (since 2007) and has won 11 season-openers in a row. The Bruins defeated Fresno State in 2021's opener by a score of 7-0 behind six shutout innings and 13 strikeouts from Megan Faraimo. Bubba Nickles and Rachel Garcia each powered home runs to help UCLA to a six-run first inning.

LAST TIME THEY MET

CSUN: The Bruins own a 47-10 advantage in the all-time series, winning seven consecutive games against the Matadors. In that span, UCLA has a 56-10 (+46) run differential. In the two programs' last meeting, the Bruins run-ruled CSUN 14-2 in six innings behind a pair of three-RBI performances by Kelli Godin and Briana Perez. Rachel Garcia tossed a one-hit shutout with 11 strikeouts.

UC San Diego: The Bruins and Tritons will meet for the second time since UC San Diego joined the Big West as part of its transition to Division I athletics in July, 2020. UCLA defeated UC San Diego 7-1 on March 9 last season. Megan Faraimo struck out 12 batters in her complete-game victory. Bubba Nickles and Maya Brady each recorded two hits and two RBIs apiece.

Nevada: Friday will mark the first meeting in nine years between the Bruins and Wolf Pack. The two programs' last matchup came on Feb. 14, 2013, which resulted in a 13-4 victory for the Blue & Gold in just five innings. UCLA owns a 13-3 advantage in the all-time series, winning all 13 games in a row. The Wolf Pack won the first three games of the all-time series beginning on May 2, 1975, and ending May 5, 1977.

Mississippi State: The Bruins own a 3-0 advantage against the Bulldogs. UCLA and Mississippi State last played each other 16 years ago at the Long Beach State Invitational on March 10 and 12 in 2006. UCLA won both games, 2-0 and 3-0, respectively.

Oklahoma: UCLA will rematch with the NFCA and USA Softball unanimous No. 1 Oklahoma Sooners for the 18th time in series history. This will mark the earliest meeting between the Bruins and Sooners since Feb. 10, 2008, and 10th all-time meeting in the month of February. Most recently, then-No. 2 UCLA lost to No. 1-Oklahoma, 10-3, on June 5, 2021, in an elimination game for the Bruins at the Women's College World Series. 2021 NFCA Freshman of the Year Tiare Jennings put the Sooners over the Bruins with a go-ahead two-RBI double in the bottom of the fourth inning. Then-sophomore Mackenzie Donihoo went deep twice in the contest.

CHAMPIONSHIPS ACROSS FIVE DECADES

UCLA is the only softball program to have won NCAA Championships across four decades since the organization adopted the women's collegiate athletics in 1982. UCLA has won a championship in five decades including the Association for Intercollegiate Athletics for Women (IAIW) championship won in 1978. The Bruins will attempt to make it five straight decades of bringing an NCAA natty back home to Westwood.

13-TIME NATIONAL CHAMPIONS (IAIW - 1978; NCAA - 1982, 1984, 1985, 1988, 1989, 1990, 1992, 1999, 2003, 2004, 2010, 2019)

MEDIA INFORMATION

UCLA Athletic Communications

J.D. Morgan Center, Suite 128

325 Westwood Plaza, Los Angeles, CA 90095

Softball Contact	Vinny Lavalsiti
Office Phone	(310) 206-8123
Cell Phone	(209) 781-6810
E-Mail	viavalsiti@athletics.ucla.edu
Fax	(310) 825-8664
Website	www.uclabruins.com

Media Availability

Please contact Vinny Lavalsiti to confirm availability. Media requests should be made at least 24 hours in advance.

Credentials

Credential requests for both home and road games must be made 24 hours prior to game time by emailing Vinny Lavalsiti (viavalsiti@athletics.ucla.edu).

Credential Pickup

Credentials are available on game day at Easton Stadium at the front entrance to the stadium.

Media Seating

Media seating is available in select areas of Easton Stadium. Please follow event staff instructions in regards to seat location and COVID-19 safety protocols.

Photography Areas

Credentialed photographers are permitted to shoot from a sectioned-off area of the concourse. Unlike normal years, photographers will not be allowed onto the field or in the bullpen areas.

Postgame Procedure

Head coach Kelly Inouye-Perez and selected players will be available to the media after a cooling-off period. Please contact Vinny Lavalsiti to arrange postgame interviews.

2022 UCLA QUICK FACTS

School Information

Founded	1919
Enrollment	45,921 (2019)
Nickname	Bruins
Colors	Blue and Gold
Home Field (capacity)	Easton Stadium (1,328)
Surface	Natural Grass
Affiliation	NCAA Division I
Conference	Pac-12
Chancellor	Dr. Gene Block
Director of Athletics	Martin Jarmond
Athletic Dept. Phone	(310) 825-8699
Ticket Office Phone	(310) 825-2101

Softball History

First Season of Softball	1975 (47 years)
All-Time Record	2010-472-5 (.808)
All-Time NCAA Record	1,849-417-5 (.814)
NCAA Championships	13 (AIAW - '78, NCAA - '82, '84, '85, '88, '89, '90, '92, '99, '03, '04, '10, '10)
Conference Championships	11
WCWS Appearances	29

Team Information

2021 Overall Record	47-7
Home / Away / Neutral	30-2 / 14-2 / 3-3
2021 Pac-12 Record / Finish	19-2
Pac-12 Home / Away	11-1 / 8-1
Postseason Finish	Lost in WCWS
Final Ranking (NFC)	5th (683 points)
Letterwinners Returning / Lost	17 / 8
Newcomers	5

Coaching & Support Staff

Head Coach	Kelly Inouye-Perez (UCLA '93)
Overall/UCLA Record	672-180-1 (15 years/.789)
Assistant Coach	Lisa Fernandez (UCLA '95)
Assistant Coach	Kirk Walker (UCLA '88)
Volunteer Asst. Coach	Don Slaught (UCLA '83)
Director of Operations	Claire Donyanavard (UIC '11)
Athletic Trainer	Kaitlyn Gustafson (Buffalo State, '15)

UCLA ON SOCIAL MEDIA

Softball Twitter:	@UCLASoftball
Softball Instagram:	@UCLASoftball
Softball Facebook:	/UCLABruinsSoftball
UCLA Athletics Twitter:	@UCLA Athletics
UCLA Athletics Instagram:	@UCLA Athletics
UCLA Athletics Facebook:	/UCLA Athletics

2022 UCLA NUMERICAL ROSTER

No.	Name	Pos.	B/T	Ht.	Yr.	Hometown (Previous School)
3	Briana Perez	INF	L/R	5-7	R-Sr.	Martinez, Calif. (Alhambra HS)
4	Holly Azevedo	P	R/R	5-9	R-Sr.	San Jose, Calif. (Pioneer HS)
5	Savannah Pola	UTIL	L/R	5-4	Fr.	Santa Ana, Calif. (Godinez Fundamental HS)
7	Maya Brady	UTIL	L/R	5-10	R-So.	Thousand Oaks, Calif. (Oaks Christian HS)
8	Megan Faraimo	P/1B	R/R	6-0	R-Jr.	Vista, Calif. (Cathedral Catholic HS)
11	Seneca Curo	UTIL	R/R	5-7	R-So.	Barona, Calif. (Ramona HS)
12	Lexi Sosa	P/UTIL	R/R	5-10	R-So.	Carmel Valley, Calif. (Mater Dei Catholic HS)
14	Kelli Godin	OF	L/R	5-6	R-Jr.	Seal Beach, Calif. (Mater Dei HS)
18	Sara Rusconi Vicinanza	C	R/R	5-9	R-So.	San Diego, Calif. (Cathedral Catholic HS)
19	Alyssa Garcia	C/1B	L/R	5-9	R-So.	Chula Vista, Calif. (Mater Dei Catholic HS)
20	Anna Vines	UTIL	L/R	5-5	R-Jr.	Temecula, Calif. (Vista Murrieta HS)
21	Grace Guzman	OF	L/R	5-4	So.	Napa, Calif. (Napa HS)
22	Taylor Stephens	UTIL	R/R	5-5	Fr.	Lynwood, Calif. (Gahr HS)
23	Aaliyah Jordan	OF	L/R	5-7	R-Sr.	Chula Vista, Calif. (Bonita Vista HS)
24	Thessa Malau'ulu	INF	L/R	5-7	So.	Long Beach, Calif. (St. Anthony HS)
25	Taylor Sullivan	C	R/R	5-8	R-Jr.	Waimea, Hawai'i (Kamehameha Schools)
26	Jayla Castro	C	R/R	5-5	Fr.	Rocklin, Calif. (Rocklin HS)
30	Lauren Hatch	OF	L/R	5-6	Fr.	Sugar Land, Texas (Kempner HS)
37	Kinsley Washington	INF	L/R	5-8	R-Sr.	Whittier, Calif. (La Salle HS)
44	Kate Blunt	UTIL	R/R	5-6	Fr.	Ladera Ranch, Calif. (Tesoro HS)
88	Lauren Shaw	P	L/L	5-11	Gr.	LaGrange, Ohio (Iowa)
94	Lauryn Carter	OF	R/R	5-10	So.	Inglewood, Calif. (Junipero Serra HS)
97	Delanie Wisz	INF	R/R	5-6	R-Sr.	Orcutt, Calif. (Loyola Marymount)

COACHING STAFF

Kelly Inouye-Perez	Head Coach (16th season)	UCLA '93
Lisa Fernandez	Assistant Coach (24th season)	UCLA '95
Kirk Walker	Assistant Coach (21st season)	UCLA '88
Don Slaught	Volunteer Assistant Coach (3rd season)	UCLA '83

PRONUNCIATION GUIDE

Holly Azevedo (as-uh-VEE-dough)
Seneca Curo (CUR [rhymes with fur]-oh)
Megan Faraimo (fuh-RAY-mo)
Kelli Godin (good-in)
Kelly Inouye-Perez (e-NOY)
Aaliyah Jordan (uh-lee-uh)
Thessa Malau'ulu (tessa MA-la-oo-loo)
Briana Perez (bre-ANN-na)
Sara Rusconi Vicinanza (RUS-cone-e vee-chee-NAHN-zuh)
Delanie Wisz (wiz)

BRUINS IN THE PRESEASON POLLS

UCLA was represented in all four of collegiate softball's major preseason polls, earning No. 3 spots in both the USA Today/NFCA and ESPN.com/USA Softball Collegiate Preseason polls as well as No. 4 slots in the D1 Softball and Softball America polls. UCLA hauled in 700 points in the NFCA poll and 549 points in the USA Softball poll. This is the 13th time UCLA has entered the season in the top three of the NFCA preseason poll since the organization began announcing the preseason poll in 1997. Additionally, this is the 20th time the Bruins have started in the NFCA's top 10 since 1997. Oklahoma is one of four schools, along with UCLA, to appear in every NFCA preseason poll. This marks the fourth straight year UCLA has been ranked within the top five of the USA Softball preseason poll as well as the 12th overall time the Bruins have appeared in the top 10 in the preseason poll's 20-year history.

A DECADE OF OPENING DAY STARTERS

- 2021 - Megan Faraimo (R-So.) - W, 6.0 IP, 1 H, 0 R, 0 ER, 1 BB, 13 K vs. Fresno State
- 2020 - Megan Faraimo (So.) - W, 5.0 IP, 1 H, 0 R, 0 ER, 0 BB, 12 K vs. CSU Bakersfield
- 2019 - Megan Faraimo (Fr.) - W, 5.1 IP, 2 H, 1 R, 1 ER, 4 BB, 6 K vs. UT-Arlington
- 2018 - Johanna Grauer (Sr.) - W, 6.0 IP, 5 H, 1 R, 1 ER, 5 BB, 4 K vs. Maryland
- 2017 - Johanna Grauer (Jr.) - W, 7.0 IP, 3 H, 0 R, 0 ER, 0 BB, 6 K vs. South Dakota
- 2016 - Selina Ta'amilo (So.) - W, 5.0 IP, 5 H, 4 R, 3 ER, 4 BB, 5 K vs. Colorado State
- 2015 - Johanna Grauer (Fr.) - ND, 2.1 IP, 4 H, 3 R, 1 ER, 3 BB, 2 K vs. Idaho State
- 2014 - Ally Carda (Jr.) - W, 5.0 IP, 0 H, 0 R, 0 ER, 2 BB, 6 K vs. Delaware
- 2013 - Ally Carda (So.) - W, 5.0 IP, 1 H, 0 R, 0 ER, 1 BB, 8 K vs. Wright State
- 2012 - Jessica Hall (So.) - W, 7.0 IP, 3 H, 1 R, 0 ER, 1 BB, 7 K vs. Kentucky
- 2011 - Donna Kerr (Sr.) - W, 5.0 IP, 0 H, 0 R, 0 ER, 0 BB, 11 K vs. Utah State

THREE BRUINS NAMED TO THE PLAYER OF THE YEAR WATCH LIST

Outfielder Aaliyah Jordan, pitcher/first baseman Megan Faraimo and infielder Briana Perez were listed amongst 50 student-athletes on the 2022 USA Softball Collegiate Player of the Watch List, the organization announced on Jan. 26. UCLA is tied with four other programs (Alabama, Florida, Michigan and Oklahoma State) with three student-athletes represented while Oklahoma leads the nation with four. The USA Softball Collegiate Player of the Year award – recognized as the most distinguished individual honor in NCAA Division I Softball – has been previously awarded to UCLA's Stacey Nueman in 2002 and Rachel Garcia twice in 2018 and 2019. UCLA softball is the only program to receive the honor three times. Faraimo and Garcia (2017-21) were finalists for 2021 USA Softball Collegiate Player of the Year a season ago.

USA TODAY/NFCA COACHES POLL (FEB. 1)

RK	TEAM	2021 RECORD	POINTS	LAST
1	Oklahoma	56-4	800	1
2	Alabama	52-9	758	3
3	UCLA	47-7	700	5
4	Florida State	49-13-1	696	2
5	Oklahoma State	48-12	680	6
6	Florida	45-11	601	9
7	Washington	45-14	571	10
8	Arkansas	43-11	515	11
9	Arizona	41-15	499	7
10	Texas	43-14	491	12
11	Missouri	42-17	421	13
12	Georgia	34-23	416	8
13	Virginia Tech	37-15	385	14
14	LSU	35-22	361	15
15	Clemson	44-8	346	18
16	Michigan	38-8	321	19
17	James Madison	41-4	286	4
18	Oregon	40-17	282	17
19	Kentucky	43-16	278	16
20	Duke	44-12	275	20
21	Arizona State	33-16	185	21
22	Tennessee	42-15	178	23
23	Louisiana	47-12	128	22
24	Liberty	44-15	62	25
25	Wichita State	41-13-1	59	24

Also receiving votes: UCF (21), Minnesota (19), Auburn (18), Northwestern (14), Notre Dame (14), Ole Miss (8), Iowa State (4), Stanford (4), Alabama State (1), BYU (1), Fresno State (1), Mississippi State (1)

ESPN.com/USA SOFTBALL (JAN. 25)

RK	TEAM	2021 RECORD	POINTS	LAST
1	Oklahoma	56-4	625	1
2	Alabama	52-9	591	3
3	UCLA	47-7	549	5
4	Oklahoma State	48-12	547	6
5	Florida	45-11	501	9
6	Florida State	49-13-1	490	2
7	Washington	45-14	446	10
8	Texas	43-14	418	12
9	Arkansas	43-11	399	11
10	Virginia Tech	37-15	329	13
11	Arizona	41-15	319	7
12	Missouri	42-17	313	14
13	Michigan	38-8	312	20
14	Clemson	44-8	296	17
15	LSU	35-22	277	T-15
16	Tennessee	42-15	247	T-23
17	Oregon	40-17	245	19
18	Duke	44-12	243	18
19	Georgia	34-23	227	8
20	Kentucky	43-16	198	T-15
21	Arizona State	33-16	150	22
22	James Madison	41-4	107	4
23	Louisiana	47-12	98	21
24	Northwestern	30-17	54	RV
25	Wichita State	41-13-1	25	T-23

Also receiving votes: Liberty (20), Fresno State (19), Stanford (19), Minnesota (14), UCF (14), Auburn (9), Notre Dame (9), Baylor (7), Ole Miss (5), Texas A&M (4), South Florida (2), Oregon State (2), BYU (2), Miami-Ohio (2)

THE BRUIN BUBBLE FEELING PATRIOTIC

UCLA led in representation at the USA Women's National Team Selection Trials from Jan. 1-6 in Vero Beach, Fla., with seven members of the program – past and present – accepting invitations. A mixture of three current Bruins (Aaliyah Jordan, Maya Brady and Megan Faraimo) and four program alumnae (Delaney Spaulding, Rachel Garcia, Bubba Nickles and Ally Carda) made up the 45-player invitee list.

2022 USA Women's National Team: Ally Carda, Bubba Nickles and Megan Faraimo (alternate)

2022 Canada Cup Roster: Ally Carda, Megan Faraimo and Aaliya Jordan

2022 Japan All-Star Series Roster: Ally Carda, Megan Faraimo and Maya Brady

PAC-12 FAVORITES

The reigning 2021 Pac-12 Champion UCLA Bruins were tabbed as favorites by the conference in the 2022 Pac-12 Softball Preseason Coaches Poll, receiving seven of nine first-place votes and 63 total votes to secure their spot atop the poll for the second straight season and a league-record 12th time overall.

RK	Team (1st place votes)	Points
1.	UCLA (7)	63
2.	Washington (1)	55
T-3.	Arizona (1)	45
T-3.	Oregon	45
5.	Arizona State	37
6.	Stanford	31
7.	Oregon State	25
8.	California	12
9.	Utah	11

HOT AT HOME

UCLA was 30-2 at home last year, posting its most wins at Easton Stadium since the 2014 season when the team went 31-2. The Bruins have not lost back-to-back games at home since they were swept by Utah from March 17-19 in 2017. In its 2021 home splits, UCLA swung for a .351 batting average and averaged 6.63 runs per game. Ten of Maya Brady's 14 home runs and 10 of Briana Perez's 13 home runs came in the friendly confines of Easton Stadium. The Bruins' pitching staff limited opponents to a .146 batting average and 0.94 runs per game while averaging 9.60 strikeouts per seven innings.

KEY DEPARTURES

The Bruins lost Olympians Rachel Garcia and Bubba Nickles to graduation following the end of the 2021 season. Garcia, who was a two-time Honda Cup winner and three-time NFCA First Team All-American, is now a volunteer assistant with the San Diego State softball program working alongside Aztec head coach and former Bruin great Stacey Nuverman. Garcia posted an 18-3 record with a 1.39 earned run average last season. Garcia was second on the team with a .342 batting average in 2021, 35 runs batted in and 13 home runs. Nickles, who was a two-time Pac-12 First Team member, competed in 27 of 54 games last season. Nickles will be helping the team as a graduate manager until March. She will be leaving to participate with Garcia in the upcoming Athletics Unlimited softball season and prepare with Team USA.

2021 RECAP

- 47-7 record, .870 winning percentage
- Season ended at the hands of Alabama and Oklahoma in the team's return to a sixth-straight Women's College World Series
- Finished the season ranked No. 5 in both the NFCA and USA Softball polls
- UCLA ranked first in the nation in shutouts [23 - Faraimo (8), Garcia (7)], strikeout-to-walk ration (6.25), second in WHIP (0.83) and third in earned run average (1.43)

UCLA'S 2021 RECORD WHEN...

Overall	47-7
Pac-12	19-2
Pac-12 Home / Road	11-1 / 8-1
Non-Conference	28-5
Home games	30-2
Away games	14-2
Neutral site	3-3
Day games	38-3
Night games	9-4
vs. Left-handed starter	10-2
vs. Right-handed starter	37-5
1-run games	4-0
2-run games	4-1
5+ run games	30-3
Extra innings	2-0
Shutouts	23-2

When UCLA scores...

0-2 runs	3-5
3-5 runs	11-2
6-9 runs	27-0
10+ runs	6-0

When the opponent scores...

0-2 runs	42-0
3-5 runs	5-3

6-9 runs	0-3
10+ runs	0-1

Inning breakdown

UCLA scored in 1st inning	25-1
Opponent scored in 1st inning	7-3
UCLA scores first	37-1
Opponent scores first	10-6
After fourth, leading	36-0
trailing	5-7
tied	6-0
After fifth, leading	27-0
trailing	5-7
tied	1-0
After sixth, leading	31-0
trailing	2-7
tied	0-0

Miscellaneous statistics

Hit 0 home runs	7-5
Hit 1 home run	19-2
Hit 2+ home runs	21-0
Opponent hit 0 home runs	34-1
Opponent hit 1 home run	10-3
Opponent hit 2+ home runs	3-3
Made 0 errors	28-1
Made 1 error	15-2
Made 2+ errors	4-4

Opponent made 0 errors	10-7
Opponent made 1 error	20-0
Opponent made 2+ errors	17-0
UCLA out-hit opponent	43-0
Opponent out-hit UCLA	3-6
Hits are tied	1-1

UCLA's record in

February	7-1
March	13-0
April	10-2
May	16-2
June	1-2

UCLA's record on

Tuesday	1-0
Wednesday	3-0
Thursday	3-2
Friday	12-2
Saturday	15-2
Sunday	13-1

UCLA's record when

Megan Faraimo starts	16-3
Holly Azevedo starts	11-1
Lexi Sosa starts	5-0

2021 SCORE BY INNING

	1	2	3	4	5	6	7	8+	Total
UCLA	63	46	47	36	67	34	27	5	325
Opponents	15	11	10	19	12	9	7	3	86

- The Bruins ranked second in the Pac-12 in doubles (80) and stolen bases (17) and third in batting average (.314), home runs (76), slugging percentage (.548) and runs (325).
- In the circle, Megan Faraimo ranked second in the nation with a 14.15 strikeout-to-walk ratio, ninth in the nation and first in the Pac-12 with a 1.10 earned run average and seventh in the nation and first in the Pac-12 in hits allowed per seven innings (3.46). Rachel Garcia ranked second in the conference with a 1.39 ERA and Holly Azevedo was sixth with a 1.99 ERA. Faraimo also ranked second in the country and first in the conference with a 0.59 WHIP.
- Maya Brady and Delanie Wisz each launched 14 home runs, tied for the seventh-most in the conference. Brady and Briana Perez ranked sixth and seventh in the Pac-12 with .708 and .700 slugging percentages, respectively.
- Perez was 16th in the nation and second in the conference with five triples a season ago.
- The Bruins won eight conference weekly honors in 2021. Garcia was a two-time Pac-12 Player of the Week (April 12, May 10) and three-time Pac-12 Pitcher of the Week (March 23, April 19 and April 26). Brady took home Pac-12 Player of the Week honors on March 23 and Pac-12 Freshman of the Week honors on March 23 and May 17.
- Aaliyah Jordan finished the 2021 season with 57 career doubles, which is fourth in UCLA history. Jordan needs just six more doubles to tie GiOnna DiSalvatore for first on UCLA's all-time doubles list at 65. Jordan's .388 career batting average and .678 slugging percentage is sixth-best, her .482 on-base percentage is fourth-best and her 188 runs batted in are tied for eighth-most in program history.
- Holly Azevedo enters the season with a 42-2 career record and 2.06 earned run average across 312.1 innings pitched. Azevedo had records in 2018 (15-0) and 2020 (8-0).

2021 MULTIPLE HIT GAMES					
PLAYER	2	3	4	5+	TOTAL
Perez, Briana	15	1	-	-	16
Washington, Kinsley	10	2	-	-	12
Jordan, Aaliyah	9	1	1	-	11
Wisz, Delanie	9	2	-	-	11
Brady, Maya	7	2	-	-	9
Nickles, Bubba	8	1	-	-	9
Vines, Anna	6	2	-	-	8
Garcia, Rachel	7	-	-	-	7
Godin, Kelli	5	1	-	-	6
Malau'ulu, Thessa	4	-	-	-	4
Garcia, Alyssa	3	-	-	-	3
Edwards, Taylor	2	-	-	-	2
Curo, Seneca	1	-	-	-	1
TEAM	86	12	1	0	99

2021 HITTING STREAKS		
PLAYER	LONGEST	CURRENT
Brady, Maya	12	1
Perez, Briana	12	1
Garcia, Rachel	12	1
Vines, Anna	7	-
Godin, Kelli	6	-
Wisz, Delanie	6	1
Garcia, Alyssa	6	-
Washington, Kinsley	6	1
Jordan, Aaliyah	5	1
Malau'ulu, Thessa	3	-
Nickles, Bubba	3	-
Curo, Seneca	2	2
Edwards, Taylor	2	-
Peres, Jenavee	2	-

2021 MULTIPLE RBI GAMES					
PLAYER	2	3	4	5+	TOTAL
Perez, Briana	7	5	-	-	12
Wisz, Delanie	5	2	4	-	11
Brady, Maya	6	3	-	1	10
Garcia, Rachel	7	3	-	-	10
Jordan, Aaliyah	6	1	1	-	8
Washington, Kinsley	4	1	1	-	6
Nickles, Bubba	4	-	1	-	5
Garcia, Alyssa	4	-	-	-	4
Peres, Jenavee	3	-	-	-	3
Edwards, Taylor	2	-	-	-	2
Malau'ulu, Thessa	2	-	-	-	2
Godin, Kelli	1	-	-	-	1
Carter, Lauryn	1	-	-	-	1
Rodriguez, Julie	1	-	-	-	1
Vines, Anna	1	-	-	-	1
TEAM	52	20	11	2	85

2021 FINAL PAC-12 STANDINGS											
CONFERENCE						OVERALL					
FINAL NFCA/USA SB RK	W	L	PCT	H	A	W	L	PCT	H	A	N
No. 5/5 UCLA	19	2	.905	11-1	8-1	47	7	.905	30-2	14-2	3-3
No. 10/10 Washington	18	4	.818	0-0	0-0	45	12	.789	18-3	16-8	11-1
No. 17/19 Oregon	14	10	.583	0-0	0-0	40	17	.702	19-7	12-8	9-2
No. 21/22 Arizona State	12	9	.571	0-0	0-0	32	16	.667	25-8	4-8	3-0
No. 7/7 Arizona	12	10	.545	0-0	0-0	41	13	.759	28-3	13-10	0-0
Stanford	8	12	.400	0-0	0-0	31	22	.585	19-10	10-11	2-1
Oregon State	7	17	.292	0-0	0-0	20	26	.435	9-8	7-15	4-3
California	3	11	.214	0-0	0-0	17	20	.459	5-5	8-14	4-1
Utah	3	21	.125	0-0	0-0	22	33	.400	8-12	7-18	7-3

2022 PRESEASON HONORS

D1 Softball Preseason All America

Megan Faraimo (1st Team)
Maya Brady (2nd Team)
Aaliyah Jordan (2nd Team)
Briana Perez (2nd Team)

Softball America Preseason All-America

Aaliyah Jordan (1st Team)
Megan Faraimo (2nd Team)
Briana Perez (2nd Team)
Maya Brady (2nd Team)
Kelli Godin (3rd Team)

Softball America Preseason Top 100

No. 8: Megan Faraimo
No. 10: Aaliyah Jordan
No. 17: Briana Perez
No. 18: Maya Brady
No. 46: Kelli Godin

Extra Inning Softball Elite 100 College Players

No. 10: Megan Faraimo
No. 13: Maya Brady
No. 19: Aaliyah Jordan
No. 51: Briana Perez
No. 77: Kelli Godin

USA Softball Collegiate Player of the Year Watch List

Megan Faraimo
Aaliyah Jordan
Briana Perez

UCLA CAREER RECORD BOOK

Doubles

No.	Name	Years	GP	2B
1.	GiOnna DiSalvatore	2008-11	229	65
2.	Delaney Spaulding	2014-17	243	62
3.	Tairia Mims	2000-03	252	59
4.	Aaliyah Jordan	2018-	203	57

Runs Scored

No.	Name	Years	GP	R
1.	Natasha Watley	2000-03	251	252
2.	Delaney Spaulding	2014-17	243	238
3.	Briana Perez	2018-	203	214

Stolen Bases

No.	Name	Years	GP	SB-ATT
1.	Natasha Watley	2000-03	251	158-184
2.	Allexis Bennett	2013-16	210	61-78
3.	Briana Perez	2018-	203	57-62
4.	Kelli Godin	2019-	139	52-59

Batting Average

No.	Name	Years	H-AB	2B
1.	Stacey Nuveman	1997, 99, 01-02	322-691	.466
2.	Natasha Watley	2000-03	395-878	.450
3.	Allexis Bennett	2013-16	259-620	.418
4.	Sue Enquist	1975-78	122-304	.401
5.	Jennifer Brundage	1992-95	240-615	.392
6.	Aaliyah Jordan	2018-	228-587	.388
...				
11.	Briana Perez	2018-	255-670	.381

Slugging Percentage

No.	Name	Years	TB-AB	SLG
1.	Stacey Nuveman	1997, 99, 01-02	653-691	.945
2.	Stephany LaRosa	2012-15	535-709	.755
3.	Delaney Spaulding	2014-17	531-737	.720
4.	Tairia Mims	2000-03	532-740	.719
5.	Maya Brady	2020-	145-208	.697
6.	Aaliyah Jordan	2018-	398-587	.678

HEAD COACH KELLY INOUE-PEREZ



KELLY INOUE-PEREZ

Head Coach
16th Year
UCLA, 1993
Record: 672-180-1 (.788)

Kelly Inoue-Perez is beginning her 16th season as the Bruins' head coach in 2022 and has an overall record of 672-180-1 (.788) through 15 campaigns. Inoue-Perez earned the second Pac-10/12 Conference Coach of the Year award of her career after guiding the Bruins to their sixth consecutive Women's College World Series and its 11th Pac-12 Championship in program history with a 47-7 record. The Bruins' pitching staff ranked first in the country with 23 shutouts and a 6.25 strikeout-to-walk ratio as well as third with a 1.43 ERA. Maya Brady, Delanie Wisz, Briana Perez and Rachel Garcia all ranked first in the top 10 in the conference in home runs. Garcia was named the NFCA Player of the Year as well as the back-to-back winner of both the Collegiate Woman Athlete of the Year award and the prestigious Honda Cup. Inoue-Perez's staff was honored as the 2021 NFCA Division I West Regional Coaching Staff of the Year. Aaliyah Jordan, Faraimo, Perez, Garcia and Brady were all named NFCA All-Americans, tied for the most of any school.

During the 2020 abbreviated season due to the COVID-19 pandemic, the Bruins posted a 25-1 record, with the .962 winning percentage ranking first in the nation. The Bruins were voted the No. 1 team in the nation in the final NFCA, USA Softball and D1 Softball polls. As a team, UCLA was also first in strikeout-to-walk ratio (10.52), second in batting average (.368) and earned run average (1.20), fourth in runs per game (7.69), sixth in slugging percentage (.594) and tied for ninth in doubles (45). Megan Faraimo led the nation with a 29.80 strikeout-to-walk ratio, ranked second with 149 strikeouts and was tied for second with 13 victories, earning Softball America Pitcher of the Year honors. In addition, Maya Brady was named Softball America Freshman Player of the Year. (No All-American, All-Region or All-Pac-12 awards were given).

In 2019, Inoue-Perez guided the Bruins to their 13th National Championship and 12th NCAA title. The Bruins never trailed at the Women's College World Series, as Inoue-Perez won her 600th career game in the title-clinching victory over Oklahoma. During their 5-0 run in Oklahoma City, UCLA led the WCWS field in batting average (.310), earned run average (1.84), home runs (12), on base percentage (.392), runs scored (37) and slugging (.574). The Bruins also led the entire NCAA Tournament in average (.317), runs (79), slugging (.548) and homers (18).

Rachel Garcia was named the Most Outstanding Player of the WCWS and was joined on the All-Tournament Team by Aaliyah Jordan, Bubba Nickles and Kinsley Washington. Garcia was also selected as the Collegiate Woman Athlete of the Year (Honda Cup), USA Softball Collegiate Player of the Year, NFCA National Pitcher of the Year, Softball America and ESPNW POY and Pac-12 Conference Player and Pitcher of the Year. Six Bruins earned All-American status (Garcia - First Team NFCA and SA, Nickles - First Team SA and Second Team NFCA, Briana Perez - First Team SA, Kelli Godin - Second Team SA, Taylor Pack - Third Team SA, Megan Faraimo - Third Team SA, Pac-12 Freshman of the Year). Seven players were also honored on the All-Region and All-Pac-12 teams.

The Bruins, who had 14 comeback victories, went 56-6 and tied for first in the Pac-12 Conference (20-4), UCLA's first league title since 2009. The Bruins finished the season ranked second in ERA (1.43), third in average (.339) and strikeout-to-walk ratio (5.52), fourth in runs per game (7.03), seventh in on base

(.416), eighth in slugging (.547), tied for eighth in shutouts (20), 11th in homers (78), 20th in fielding percentage (.974) and tied for 20th in doubles (90).

Inoue-Perez and her staff were named the 2019 NFCA National Coaching Staff of the Year, the second time in a decade they earned the award (2010), and NFCA Regional Coaching Staff of the Year (fifth time).

In 2018, the Bruins again advanced to the WCWS, going 58-7 and placing second in the Pac-12 (20-4). The 58 victories, tied for the most in the nation in 2018, were the most for a Bruin team since 2001. UCLA won the first 25 games of the season, was the last undefeated team in the country and had 14 comeback wins. UCLA finished second in the nation in batting (.335), fifth in runs per game (6.32), sixth in slugging (.520), ninth in on base percentage (.404), 10th in homers (68), tied for 10th in doubles (88) and 12th in ERA (1.83).

Garcia was named the Honda Sport Award winner for softball, as well as NFCA, USA Softball and ESPNW National Player of the Year. Garcia was a First Team NFCA All-American, along with Jordan, while Kylee Perez was named Second Team All-American. Seven Bruins were named NFCA All-Region to tie a school record, and six were honored on the All-Pac-12 Teams, with Garcia earning POY honors and Jordan picking up Freshman of the Year and Batting Champion accolades. On Feb. 25, 2018, Inoue-Perez won the 500th game of her head coaching career with a victory over Missouri. In the classroom, the 2018 Graduation Success Rate was at 100 percent, the sixth-straight season UCLA softball accomplished that feat.

In 2017, the Bruins went 48-15 and tied for third in the Pac-12 (16-8). UCLA finished third in the nation in homers (78) and doubles (97) and seventh in slugging (.521). Garcia, the NFCA National Freshman of the Year, was also an NFCA Second Team All-American, with five Bruins earning NFCA All-West Region First Team accolades, as well as All-Pac-12 nods.

In 2016, the Bruins advanced to the WCWS after winning the final two games of the Eugene Super Regional to oust Oregon. UCLA went 40-16-1 and placed second in the Pac-12 (16-5-1). The Bruins led the nation in double plays turned with 45 and also ranked in the Top 31 in five other categories. Three Bruins earned NFCA All-American honors, with Mysha Sataraka and Delaney Spaulding receiving Second Team accolades and Alexis Bennett picking up Third Team plaudits. In addition, six players earned All-Region honors and five were named to the All-Pac-12 Teams. On Feb. 13, 2016, Inoue-Perez won her 400th career game against Wichita State. Inoue-Perez and her staff were named the NFCA West Region Coaching Staff of the Year for the third season in a row and fourth time during Inoue-Perez's head coaching tenure (2010).

In 2015, the Bruins went 51-12, finishing second in the Pac-12 (19-5). The Bruins, who led all NCAA Tournament teams in homers during the postseason with 17, were tops in the country in batting (.367), second in on base percentage (.467), tied for second in doubles (107), fourth in runs scored (7.92) and slugging (.608) and 11th in homers (89). The Bruins set single-season school records in average, slugging, on base, runs, RBI and walks. Four Bruins were named NFCA All-Americans, with Bennett and Ally Carda earning First Team honors and Spaulding and Stephany LaRosa being named Second Team. A school-record seven Bruins were named NFCA West All-Region, while seven were honored on the All-Pac-12 teams, including Carda, the back-to-back Player of the Year.

In 2014, the Bruins recorded the nation's best winning percentage (.867) with a 52-8 record. Inoue-Perez picked up her 300th career coaching victory at Hawai'i on Feb. 8. The Bruins finished second in the Pac-12 (19-5) and tied for ninth nationally, reaching the Super Regional round of the NCAA Tournament. UCLA ranked fourth in the country in slugging and ninth in average and homers per game. Carda and LaRosa each earned First Team All-American accolades, with Carda also being named a Top Three finalist for the USA Softball National Player of the Year Award and Pac-12 Player of the Year. Six Bruins were named All-Region and seven were honored on the All-Pac-12 Teams.

The Bruins posted a 40-20 record in 2013, tying for fifth in the Pac-12 with a 10-14 mark and reaching the Regional Championship game of the Louisville Regional. B.B. Bates was named Second Team NFCA All-American, four were honored on the All-Region squad and six earned All-Pac-12 accolades.

Inoue-Perez led the UCLA softball program to its 12th national title and 11th NCAA Championship in 2010. The Bruins (50-11) went a perfect 10-0 in the postseason, including 5-0 at the Women's College World Series. UCLA set numerous WCWS records, including the most home runs in one tournament with 14. Megan Langenfeld was named the Most Outstanding Player of the WCWS, while Camuso and Harrison each earned All-Tournament honors. Following the season, Inoue-Perez and her staff were honored as the NFCA National Coaching Staff of the Year. UCLA set a single-season school record for home runs with 108. Langenfeld and GiOnna DiSalvatore were each named to the NFCA All-American First Team. The Bruins also had three players named to the All-Region Team and eight honored by the Pac-10.

In 2009, she led the Bruins to a Pacific-10 Conference Championship, as UCLA went 45-11 overall and 16-5 in league play. She was named Pac-10 Coach of the Year and earned her 100th career victory on Feb. 22 against Maryland. In 2008, the Bruins went 51-9 and advanced to the WCWS, finishing second in the Pac-10 with a 17-4 record. In her first season at the helm of UCLA in 2007, Inoue-Perez posted a 37-18 overall record and a 12-9 Pac-10 mark (T-3rd).

Over Inoue-Perez's 15 seasons, the Bruins have earned 37 NFCA All-American awards, 75 All-Region honors and 97 All-Pac-10/12 accolades.

Inoue-Perez, just the third head coach in UCLA softball history, officially took over the reins from Sue Enquist on Jan. 1, 2007. Enquist announced her retirement as head coach on Sept. 26, 2006.

No stranger to the Bruin dugout, Inoue-Perez starts her 34th straight season in Westwood in 2022. She is a link to five decades of Bruin softball success, joining the UCLA softball program as a freshman in 1989. Inoue-Perez's time is highlighted by eight NCAA Championships and nine Pac-10/12 titles in her previous 32 years, spending five campaigns as a player and 13 as an assistant coach.

KELLY INOUE-PEREZ'S HEAD COACHING RECORD

Year	Record	Pac-10/12	Postseason
2007	37-18 (.673)	12-9 (T-3rd)	1-2 (T-17th - Regionals)
2008	51-9 (.850)	17-4 (2nd)	6-2 (T-5th - WCWS)
2009	45-11 (.804)	16-5 (1st)	4-2 (T-9th - Super Regionals)
2010	50-11 (.820)	14-7 (2nd)	10-0 (1st - National Champions)
2011	36-19 (.655)	9-12 (T-6th)	3-2 (T-17th - Regionals)
2012	36-20 (.643)	12-12 (T-4th)	0-2 (T-17th - Regionals)
2013	40-20 (.667)	10-14 (T-5th)	3-2 (T-17th - Regionals)
2014	52-8 (.867)	19-5 (2nd)	4-2 (T-9th - Super Regionals)
2015	51-12 (.810)	19-5 (2nd)	6-2 (T-5th - WCWS)
2016	40-16-1 (.711)	16-5-1 (2nd)	5-3 (T-7th - WCWS)
2017	48-15 (.762)	16-8 (T-3rd)	6-2 (T-5th - WCWS)
2018	58-7 (.892)	20-4 (2nd)	8-3 (3rd - WCWS)
2019	56-6 (.903)	20-4 (T-1st)	10-1 (1st - National Champions)
2020	25-1 (.962)	canceled	canceled
2021	47-7	19-2 (1st)	6-3 (3rd - WCWS)
TOTALS	672-180-1 (.788)	219-94-1 (.697)	72-28 (.720)

2022 TV/RADIO ROSTER



3

Briana Perez

INF • 5-7 • R-SR • B/T: L/R
Martinez, Calif.



4

Holly Azevedo

P • 5-9 • R-SR • B/T: R/R
San Jose, Calif.



5

Savannah Pola

UTIL • 5-4 • FR • B/T: L/R
Santa Ana, Calif.



7

Maya Brady

UTIL • 5-10 • R-SO • B/T: L/R
Thousand Oaks, Calif.



8

Megan Faraimo

P/1B • 6-0 • R-JR • B/T: R/R
Vista, Calif.



11

Seneca Curo

UTIL • 5-7 • R-SO • B/T: R/R
Barona, Calif.



12

Lexi Sosa

P/UTIL • 5-10 • R-SO • B/T: R/R
Carmel Valley, Calif.



14

Kelli Godin


OF • 5-6 • R-JR • B/T: L/R
Seal Beach, Calif.



18

Sara Rusconi Vicinanza

C • 5-9 • R-SO • B/T: R/R
San Diego, Calif.



19

Alyssa Garcia


C/1B • 5-9 • R-SO • B/T: L/R
Chula Vista, Calif.



20

Anna Vines

UTIL • 5-5 • R-JR • B/T: L/R
Temecula, Calif.



21

Grace Guzman

OF • 5-4 • SO • B/T: L/R
Napa, Calif.



22

Taylor Stephens

UTIL • 5-5 • FR • B/T: R/R
Lynwood, Calif.



23

Aaliyah Jordan

OF • 5-7 • R-SR • B/T: L/R
Chula Vista, Calif.



24

Thessa Malau'ulu

INF • 5-7 • SO • B/T: L/R
Long Beach, Calif.



25

Taylor Sullivan

C • 5-8 • R-SO • B/T: R/R
Waimea, Hawai'i



26

Jayla Castro


C • 5-5 • FR • B/T: R/R
Rocklin, Calif.



30

Lauren Hatch

OF • 5-6 • FR • B/T: L/R
Sugar Land, Texas



37

Kinsley Washington

INF • 5-8 • R-SR • B/T: L/R
Whittier, Calif.



44

Kate Blunt

UTIL • 5-6 • FR • B/T: R/R
Ladera Ranch, Calif.



88

Lauren Shaw

P • 5-11 • GR • B/T: L/L
LaGrange, Ohio



94

Lauryn Carter

OF • 5-10 • SO • B/T: R/R
Inglewood, Calif.



97

Delanie Wisz

INF • 5-6 • R-SR • B/T: R/R
Orcutt, Calif.

2021 IN REVIEW

UCLA's Overall Statistics

Record: 47-7	Conference: 19-2				Home: 30-2				Away: 14-2				Neutral: 3-3											
Player	AVG.	GP-GS	AB	R	H	2B	3B	HR	RBI	TB	SLG%	BB	HBP	SO	GDP	OBP	SF	SH	SB-ATT	PO	A	E	FLD%	
Perez, Briana	.353	54-54	170	52	60	10	5	13	41	119	.700	18	2	33	1	.419	1	4	13-14	96	96	14	.932	
Godin, Kelli	.342	54-52	111	21	38	3	1	1	6	46	.414	7	0	24	0	.381	0	1	15-18	45	3	1	.980	
Garcia, Rachel	.342	45-44	120	23	41	5	0	13	35	85	.708	30	0	20	4	.473	0	0	0-0	5	17	0	1.000	
Vines, Anna	.340	45-37	94	18	32	5	0	2	14	43	.457	12	1	22	0	.417	1	1	4-5	48	52	6	.943	
Brady, Maya	.333	49-49	135	32	45	7	0	14	38	94	.696	19	6	33	0	.435	1	0	6-7	37	0	1	.974	
Washington, Kinsley	.329	52-50	140	29	46	11	0	3	32	66	.471	16	3	37	0	.404	2	0	16-17	195	19	4	.982	
Jordan, Aaliyah	.317	51-50	142	36	45	9	1	8	33	80	.563	33	4	18	1	.456	1	0	3-4	13	0	1	.929	
Nickles, Bubba	.312	27-25	77	16	24	6	1	4	22	44	.571	6	0	8	0	.349	3	0	0-0	25	5	0	1.000	
Wisz, Delanie	.296	54-54	162	23	48	13	0	14	44	103	.636	17	3	19	1	.368	3	0	1-2	229	39	7	.975	
Garcia, Alyssa	.268	42-36	82	9	22	3	0	3	12	34	.415	11	5	15	1	.380	2	1	0-0	281	14	1	.997	
Malau'ulu, Thessa	.255	40-27	55	17	14	2	0	0	5	16	.291	8	0	3	0	.349	0	3	2-2	30	34	1	.985	

Carter, Lauryn	.500	19-0	2	13	1	0	0	1	2	4	2.000	0	0	0	0	.500	0	0	1-1	1	0	0	1.000	
Peres, Jenavee	.313	17-1	16	0	5	0	0	0	8	5	.313	3	0	6	1	.400	1	0	0-0	0	0	0	.000	
Edwards, Taylor	.278	21-3	18	7	5	3	0	0	5	8	.444	2	0	0	0	.350	0	0	1-3	19	0	0	1.000	
Rodriguez, Julie	.208	27-0	24	0	5	2	0	0	6	7	.292	4	1	4	0	.345	0	0	0-0	0	0	0	.000	
Curo, Seneca	.156	41-20	32	10	5	1	0	0	3	6	.188	2	1	12	0	.216	2	0	1-1	16	12	0	1.000	
Faraimo, Megan	.000	3-0	4	0	0	0	0	0	0	0	.000	0	1	3	0	.200	0	0	0-0	1	11	1	.923	
Sosa, Lexi	.000	3-2	3	0	0	0	0	0	0	0	.000	0	0	1	0	.000	0	0	0-0	0	2	0	1.000	
Snow, Alana	.000	30-1	1	10	0	0	0	0	0	0	.000	0	0	1	0	.000	0	0	0-1	2	0	0	1.000	
Armijo, Carson	.000	1-0	0	0	0	0	0	0	0	0	.000	0	0	0	0	.000	0	0	0-0	0	0	0	.000	
Azevedo, Holly	.000	2-2	0	0	0	0	0	0	0	0	.000	0	0	0	0	.000	0	0	0-0	1	8	0	1.000	
Guzman, Grace	.000	25-0	0	9	0	0	0	0	0	0	.000	0	0	0	0	.000	0	0	1-1	0	0	0	.000	
Rusconi Vicinanza, Sara	.000	1-1	0	0	0	0	0	0	0	0	.000	0	0	0	0	.000	0	0	0-0	0	0	0	.000	
Totals	.314	54	1388	325	436	80	8	76	306	760	.548	188	27	259	9	.402	17	10	64-76	1044	312	37	.973	
Opponents	.175	54	1255	86	220	31	2	26	83	333	.265	69	32	431	5	.237	1	12	27-39	977	344	62	.955	

LOB - Team (328), Opp (241). DPs turned - Team (11), Opp (13). CI - Team (2), Wisz 2. IBB - Team (1), Garcia, R. 1. Picked off - Faraimo 1.

	ERA	W-L	APP	GS	CG	SHO	SV	IP	H	R	ER	BB	SO	2B	3B	HR	BF	AVG.	WP	HBP	BK	SFA	SHA
Faraimo, Megan	1.10	19-3	28	19	13	8/2	0	133.1	66	22	21	13	184	12	0	11	487	.142	3	5	0	1	2

SINGLE-GAME HIGHS

TEAM HIGHS

Batting

At bats: 34 at Fresno State (May 22)
Runs scored: 14, 2x, MR: vs. San Jose State (March 7)
Hits: 14, 2x, MR: vs. Oregon State (April 16)
RBIs: 14 vs. San Jose State (March 7)
Doubles: 6, 3x, MR: vs. San Jose State (March 7)
Triples: 2 at Cal State Fullerton (Feb. 20)
Home runs: 5 at Arizona (May 13)
Total bases: 29 vs. San Diego State (Feb. 24)
Walks: 9, 3x, MR: at Long Beach State (May 5)
Strikeouts: 14 vs. Alabama (June 4)
Sac hits: 3 vs. Fresno State (May 22)
Sac flies: 1 (17 times)
Stolen bases: 4 (Six times)
Hit by pitch: 2, 2x, MR: at Arizona (May 14)
Caught stealing: 3 at Utah (May 1)
Runners LOB: 12, 2x, MR: vs. Fresno State (May 22)
Hit into DP: 2, 2x, MR: at Long Beach State (May 5)

Fielding

Putouts: 24, 2x, MR: vs. Fresno State (May 22)
Assists: 12 at Utah (May 2)
Errors: 5 vs. Virginia Tech (May 27)
Passed balls: 1 (10 times)
DPs turned: 2 vs. Loyola Marymount (Feb. 21)

Pitching

Innings pitched: 8, 2x, MR: vs. Fresno State (May 22)
Runs allowed: 10 vs. Oklahoma (June 5)
Earned runs: 8 vs. Oklahoma (June 5)
Walks allowed: 4 at Long Beach State (May 5)
Strikeouts: 17 vs. Oregon State (April 17)
Hits allowed: 14 vs. Washington (April 24)
Doubles allowed: 3, 2x, MR: vs. Oklahoma (June 5)
Triples allowed: 1, 2x, MR: vs. Oklahoma (June 5)
Homers allowed: 3 vs. Utah (March 1)
Wild pitches: 1 (nine times)
Hit batters: 4 vs. Fresno State (May 22)

INDIVIDUAL HIGHS

Batting

At bats: 5 (seven times)
Runs scored: 4, Aaliyah Jordan vs. Oregon (March 1)
Hits: 4, Aaliyah Jordan vs. Arizona State (March 20)
RBIs: 6, Maya Brady vs. Arizona State (March 21)
Doubles: 3, Kinsley Washington vs. San Diego State (Feb. 24)
Triples: 1 (eight times)
Home runs: 2, 3x, MR: Delanie Wisz vs. Long Beach State (May 21)
Total bases: 8 (four times)
Walks: 4, Aaliyah Jordan at Arizona (May 14)
Strikeouts: 3, 3x, MR: Maya Brady at Oregon (April 10)
Sac hits: 2, Thessa Malau'ulu vs. Fresno State (May 22)
Sac flies: 1 (17 times)
Stolen bases: 2 (four times)
Hit by pitch: 1 (27 times)
Caught stealing: 1 (12 times)
Runners LOB: 5 (four times)

Fielding

Putouts: 17, Delanie Wisz vs. Oregon State (April 17)
Assists: 6, Briana Perez vs. Loyola Marymount (Feb. 21)
Errors: 1 (37 times)
Passed balls: 1 (10 times)

Pitching

Innings pitched: 8.0, 2x, MR: Rachel Garcia vs. Fresno State (May 22)
Runs allowed: 8, Rachel Garcia vs. Oklahoma (June 5)
Earned runs: 6, 2x, MR: Rachel Garcia vs. Oklahoma (June 5)
Walks allowed: 4, Rachel Garcia at Long Beach State (May 5)
Strikeouts: 17, Megan Faraimo vs. Oregon State (April 17)
Hits allowed: 10, Megan Faraimo vs. Washington (April 24)
Doubles allowed: 3, Rachel Garcia vs. Oklahoma (June 5)
Triples allowed: 1, 2x, MR: Rachel Garcia vs. Oklahoma (June 5)
Homers allowed: 2 (four times)
Wild Pitches: 1 (nine times)
Hit batters: 4, Rachel Garcia vs. Fresno State (May 22)

2021 IN REVIEW

UCLA's Conference Statistics

Record: 19-2		Home: 11-1		Away: 8-1																			
Player	AVG.	GP-GS	AB	R	H	2B	3B	HR	RBI	TB	SLG%	BB	HBP	SO	GDP	OBP	SF	SH	SB-ATT	PO	A	E	FLD%
Brady, Maya	.400	21-21	55	14	22	4	0	7	16	47	.855	10	3	13	0	.515	0	0	2-3	18	0	0	1.000
Vines, Anna	.375	18-13	32	7	12	1	0	0	3	13	.406	4	1	6	0	.447	1	0	1-2	14	22	2	.947
Wisz, Delanie	.323	21-21	65	9	21	5	0	6	16	44	.677	9	1	7	1	.413	0	0	0-1	104	6	4	.965
Godin, Kelli	.311	21-21	45	5	14	0	0	0	2	14	.311	1	0	8	0	.326	0	1	6-9	23	1	0	1.000
Jordan, Aaliyah	.300	21-20	60	14	18	4	0	6	11	40	.667	15	2	9	1	.455	0	0	0-1	7	0	1	.875
Washington, Kinsley	.294	19-18	51	8	15	1	0	2	10	22	.431	5	1	12	0	.362	1	0	5-6	66	9	0	1.000
Garcia, Rachel	.291	21-21	55	14	16	2	0	8	19	42	.764	17	0	7	2	.458	0	0	0-0	3	12	0	1.000
Perez, Briana	.286	21-21	70	21	20	2	2	5	16	41	.586	5	1	10	1	.342	0	2	3-4	45	37	4	.953
Garcia, Alyssa	.263	16-15	38	2	10	1	0	1	5	14	.368	2	1	8	0	.310	1	0	0-0	102	4	1	.991
Malau'ulu, Thessa	.185	17-14	27	8	5	0	0	0	0	5	.185	3	0	1	0	.267	0	0	1-1	19	12	0	1.000

Edwards, Taylor	.667	6-1	3	3	2	2	0	0	2	4	1.333	1	0	0	0	.750	0	0	0-1	6	0	0	1.000
Nickles, Bubba	.500	4-4	10	1	5	3	0	1	3	11	1.100	0	0	1	0	.500	0	0	0-0	2	1	0	1.000
Peres, Jenavee	.250	7-0	8	0	2	0	0	0	2	2	.250	0	0	3	1	.250	0	0	0-0	0	0	0	.000
Rodriguez, Julie	.200	10-0	10	0	2	0	0	0	3	2	.200	0	0	0	0	.200	0	0	0-0	0	0	0	.000
Curo, Seneca	.143	17-7	7	4	1	0	0	0	1	1	.143	0	0	3	0	.125	1	0	1-1	6	4	0	1.000
Snow, Alana	.000	12-0	1	2	0	0	0	0	0	0	.000	0	0	1	0	.000	0	0	0-1	1	0	0	1.000
Carter, Lauryn	.000	4-0	1	2	0	0	0	0	0	0	.000	0	0	0	0	.000	0	0	0-0	0	0	0	.000
Faraimo, Megan	.000	1-0	1	0	0	0	0	0	0	0	.000	0	0	1	0	.000	0	0	0-0	0	4	1	.800
Azevedo, Holly	.000	1-1	0	0	0	0	0	0	0	0	.000	0	0	0	0	.000	0	0	0-0	1	2	0	1.000
Guzman, Grace	.000	12-0	0	3	0	0	0	0	0	0	.000	0	0	0	0	.000	0	0	0-0	0	0	0	.000
Totals	.306	21	539	117	165	25	2	36	109	302	.560	72	10	90	6	.395	4	3	19-30	417	114	13	.976
Opponents	.169	21	496	22	84	13	0	9	21	124	.250	21	10	156	1	.218	0	4	6-10	389	140	22	.960

LOB - Team (122), Opp (94). DPs turned - Team (4), Opp (7). CI - Team (2), Wisz 2. IBB - Team (1), Garcia, R. 1.

	ERA	W-L	APP	GS	CG	SHO	SV	IP	H	R	ER	BB	SO	2B	3B	HR	BF	AVG.	WP	HBP	BK	SFA	SHA
Garcia, Rachel	0.67	9-0	13	8	6	4/2	2	63.0	41	7	6	14	71	4	0	3	.181	1	7	0	0	0	2
Faraimo, Megan	1.66	8-2	13	11	7	4/1	0	63.1	39	15	15	5	78	9	0	6	.170	1	2	0	0	0	2

Azevedo, Holly	0.00	2-0	2	2	0	0/2	0	11.2	4	0	0	1	7	0	0	0	.105	0	0	0	0	0	0
Sosa, Lexi	0.00	0-0	1	0	0	0/1	0	1.0	0	0	0	1	0	0	0	0	.000	0	1	0	0	0	0
Totals	1.06	19-2	21	21	13	11/3	2	139.0	84	22	21	21	156	13	0	9	.169	2	10	0	0	0	4
Opponents	5.56	2-19	21	21	3	1/0	0	129.2	165	117	103	72	90	25	2	36	.306	6	10	0	4	3	3

PB - Team (3), Wisz 2, Garcia, A. 1, Opp (7). SBA/ATT - Garcia, A. (5-7), Faraimo (4-6), Garcia, R. (2-3), Wisz (1-2), Azevedo (0-1).

AWARDS & HONORS

Honda Cup

Rachel Garcia

Honda Sport Award for Softball

Rachel Garcia

NFCA Division I Player of the Year

Rachel Garcia

NFCA All-America

Rachel Garcia, 1st team
Aaliyah Jordan, 1st team
Megan Faraimo, 1st team
Maya Brady 1st team
Briana Perez, 3rd team

NFCA West All-Region

Rachel Garcia, 1st team
Aaliyah Jordan, 1st team
Briana Perez, 1st team
Megan Faraimo, 1st team
Maya Brady, 1st team
Kinsley Washington, 1st team
Delanie Wisz, 1st team
Kelli Godin, 2nd team

NFCA West Regional Coaching Staff of the Year

Kelly Inouye-Perez, Lisa Fernandez, Kirk Walker, Don Slaught

Pac-12 Player of the Year

Rachel Garcia

Pac-12 Coach of the Year

Kelly Inouye-Perez

All-Pac-12

Rachel Garcia, 1st team
Aaliyah Jordan, 1st team
Briana Perez, 1st team and All-Defensive Team
Megan Faraimo, 1st team
Maya Brady, 1st team
Delanie Wisz, 2nd team
Kinsley Washington, 3rd team and All-Defensive Team
Alyssa Garcia, All-Freshman Team

All-Pac-12 Freshman Team

Maya Brady
Alyssa Garcia

All-Pac-12 Defensive Team

Briana Perez
Kinsley Washington

Pac-12 Player of the Week

Maya Brady - 3/23
Rachel Garcia - 4/23, 5/10

Pac-12 Pitcher of the Week

Rachel Garcia - 3/23, 4/19, 4/26

Pac-12 Freshman of the Week

Maya Brady - 3/23, 5/17

CoSIDA Academic All-American

Briana Perez, 2nd team (1st team All-District)

CoSIDA Academic All-District

Briana Perez, 1st team

2021 IN REVIEW

GAME-BY-GAME RESULTS

Date	Opponent	W	Score	L	Innings	Overall	Conference	Pitcher of Record	Time
Feb. 12	Fresno State	W	7-0		7	1-0-0	0-0-0	Faraimo, M. (W 1-0)	2:10
Feb. 20	at Cal State Fullerton	W	6-2		7	2-0-0	0-0-0	Faraimo, M. (W 2-0)	2:30
Feb. 20	at Cal State Fullerton	W	10-4		7	3-0-0	0-0-0	Faraimo, M. (W 3-0)	3:00
Feb. 21	Loyola Marymount	W	11-1		5	4-0-0	0-0-0	Azevedo, H. (W 1-0)	1:22
Feb. 21	Loyola Marymount	W	6-1		7	5-0-0	0-0-0	Sosa, L. (W 1-0)	1:53
Feb. 24	San Diego State	W	14-0		5	6-0-0	0-0-0	Faraimo, M. (W 4-0)	1:32
Feb. 28	vs. Oregon		1-3	L	7	6-1-0	0-0-0	Faraimo, M. (L 4-1)	1:57
March 1	vs. Oregon	W	9-3		7	7-1-0	0-0-0	Faraimo, M. (W 5-1)	2:35
March 1	vs. Utah	W	6-5		7	8-1-0	0-0-0	Faraimo, M. (W 6-1)	2:31
March 3	Cal State Fullerton	W	9-1		5	9-1-0	0-0-0	Azevedo, H. (W 2-0)	1:57
March 7	San Jose State	W	14-0		5	10-1-0	0-0-0	Garcia, R. (W 1-0)	1:31
March 9	UC San Diego	W	7-1		7	11-1-0	0-0-0	Faraimo, M. (W 7-1)	2:00
March 11	UC Santa Barbara	W	8-0		5	12-1-0	0-0-0	Azevedo, H. (W 3-0)	1:43
March 11	UC Santa Barbara	W	8-0		5	13-1-0	0-0-0	Sosa, L. (W 2-0)	1:50
March 12	UNLV	W	10-0		5	14-1-0	0-0-0	Garcia, R. (W 2-0)	1:42
March 12	UNLV	W	8-0		5	15-1-0	0-0-0	Faraimo, M. (W 8-1)	1:31
March 19	Arizona State *	W	2-1		8	16-1-0	1-0-0	Garcia, R. (W 3-0)	2:25
March 20	Arizona State *	W	6-1		7	17-1-0	2-0-0	Faraimo, M. (W 9-1)	1:56
March 20	Arizona State	W	4-0		7	18-1-0	2-0-0	Garcia, R. (W 4-0)	2:06
March 21	Arizona State *	W	9-0		5	19-1-0	3-0-0	Faraimo, M. (W 10-1)	1:39
April 9	at Oregon *		0-3	L	7	19-2-0	3-1-0	Faraimo, M. (L 10-2)	2:03
April 10	at Oregon *	W	3-0		7	20-2-0	4-1-0	Garcia, R. (W 5-0)	2:30
April 10	at Oregon	W	9-3		7	21-2-0	4-1-0	Azevedo, H. (W 4-0)	2:45
April 11	at Oregon *	W	6-2		7	22-2-0	5-1-0	Garcia, R. (W 6-0)	2:34
April 16	Oregon State *	W	7-0		7	23-2-0	6-1-0	Garcia, R. (W 7-0)	2:03
April 17	Oregon State *	W	7-0		7	24-2-0	7-1-0	Faraimo, M. (W 11-2)	2:07
April 18	Oregon State *	W	6-0		7	25-2-0	8-1-0	Azevedo, H. (W 4-0)	1:54
April 23	Washington *	W	6-1		7	26-2-0	9-1-0	Garcia, R. (W 8-0)	2:15
April 24	Washington *		4-7	L	7	26-3-0	9-2-0	Faraimo, M. (L 11-3)	2:56
April 24	Washington	W	6-1		7	27-3-0	9-2-0	Azevedo, H. (W 5-0)	2:10
April 25	Washington *	W	4-2		7	28-3-0	10-2-0	Faraimo, M. (W 12-3)	2:03
April 30	at Utah *	W	5-0		7	29-3-0	11-2-0	Faraimo, M. (W 13-3)	2:00
May 1	at Utah *	W	4-0		7	30-3-0	12-2-0	Azevedo, H. (W 6-0)	2:32
May 1	at Utah	W	4-2		7	31-3-0	12-2-0	Faraimo, M. (W 14-3)	2:10
May 2	at Utah *	W	6-1		7	32-3-0	13-2-0	Faraimo, M. (W 15-3)	2:34
May 5	at Long Beach State	W	5-1		7	33-3-0	13-2-0	Garcia, R. (W 9-0)	2:32
May 5	at Long Beach State	W	10-2		5	34-3-0	13-2-0	Azevedo, H. (W 7-0)	1:52
May 7	Stanford *	W	4-0		7	35-3-0	14-2-0	Garcia, R. (W 10-0)	1:49
May 8	Stanford *	W	9-0		5	36-3-0	15-2-0	Faraimo, M. (W 16-3)	1:57
May 8	Stanford	W	3-1		7	37-3-0	15-2-0	Garcia, R. (W 11-0)	1:41
May 9	Stanford *	W	8-0		5	38-3-0	16-2-0	Garcia, R. (W 12-0)	1:20
May 13	at Arizona *	W	8-0		5	39-3-0	17-2-0	Garcia, R. (W 13-0)	1:45
May 14	at Arizona *	W	6-2		7	40-3-0	18-2-0	Faraimo, M. (W 17-3)	2:10
May 14	at Arizona		1-5	L	7	40-4-0	18-2-0	Azevedo, H. (W 7-1)	2:30
May 15	at Arizona *	W	7-2		7	41-4-0	19-2-0	Garcia, R. (W 14-0)	2:40
May 21	Long Beach State ¹	W	8-0		5	42-4-0	19-2-0	Faraimo, M. (18-3)	1:56
May 22	Fresno State ¹	W	5-4		8	43-4-0	19-2-0	Garcia, R. (15-0)	2:52
May 23	Minnesota ¹	W	2-1		7	44-4-0	19-2-0	Garcia, R. (16-0)	2:01
May 27	Virginia Tech ²		2-7	L	7	44-5-0	19-2-0	Garcia, R. (16-1)	2:38
May 28	Virginia Tech ²	W	2-0		7	45-5-0	19-2-0	Faraimo, M. (19-3)	1:57
May 29	Virginia Tech ²	W	6-0		7	46-5-0	19-2-0	Garcia, R. (17-1)	2:09
June 3	vs. Florida State ³	W	4-0		7	47-5-0	19-2-0	Garcia, R. (18-1)	2:13
June 4	vs. Alabama ³		0-6	L	7	47-6-0	19-2-0	Garcia, R. (18-2)	2:35
June 5	vs. Oklahoma ³		3-10	L	7	47-7-0	19-2-0	Garcia, R. (18-3)	3:02

2021 IN REVIEW

HITTING GAME-BY-GAME

Date	Opponent	AB	R	H	RBI	2B	3B	HR	TB	BB	IBB	SB	CS	HBP	SAC	SF	GDP	K	PO	A	E	LOB	AVG
Feb. 12	Fresno State	27	7	9	6	0	0	2	15	3	0	2	0	0	0	1	0	4	21	2	0	6	.333
Feb. 20	at Cal State Fullerton	29	6	8	5	2	2	1	17	9	0	1	0	0	0	1	0	3	21	9	0	12	.304
Feb. 20	at Cal State Fullerton	33	10	13	10	2	1	2	23	5	0	0	0	1	0	0	0	9	21	6	1	8	.337
Feb. 21	Loyola Marymount	21	11	10	11	1	1	0	13	4	0	0	0	0	0	1	0	0	15	8	0	3	.364
Feb. 21	Loyola Marymount	26	6	8	6	6	0	1	17	3	0	0	0	0	0	0	0	5	21	9	0	5	.353
Feb. 24	San Diego State	25	14	14	13	4	1	3	29	3	0	0	0	0	0	1	0	1	15	3	0	3	.385
Feb. 28	vs. Oregon	25	1	6	1	1	0	0	7	1	0	0	0	1	1	0	0	10	18	5	0	6	.366
March 1	vs. Oregon	31	9	9	7	6	0	2	21	2	0	2	0	1	0	1	0	8	21	7	2	5	.355
March 1	vs. Utah	33	6	10	6	2	0	1	15	3	0	3	0	0	0	0	0	8	21	5	1	9	.348
March 3	Cal State Fullerton	23	9	10	9	4	0	0	14	7	0	1	0	1	0	1	0	3	15	10	1	10	.355
March 7	San Jose State	24	14	13	14	6	0	3	28	2	0	3	0	1	0	1	0	2	15	2	0	2	.370
March 9	UC San Diego	28	7	10	7	4	0	0	14	4	0	4	0	1	0	1	0	4	21	5	1	9	.369
March 11	UC Santa Barbara	24	8	11	8	1	0	3	21	1	0	4	0	1	0	1	0	2	15	10	0	6	.375
March 11	UC Santa Barbara	18	8	7	8	0	0	3	16	6	0	3	0	0	0	1	0	2	15	2	0	5	.376
March 12	UNLV	20	10	8	10	1	0	1	12	9	0	4	0	0	0	0	0	3	15	0	1	7	.377
March 12	UNLV	25	8	11	7	1	0	3	21	2	0	2	0	0	0	0	0	3	15	1	0	6	.381
March 19	Arizona State	27	2	6	2	2	0	1	11	3	0	0	0	0	0	0	1	5	24	3	2	7	.371
March 20	Arizona State	23	6	8	6	1	0	4	21	3	0	1	2	0	0	0	0	5	21	4	1	2	.370
March 20	Arizona State	27	4	9	4	2	0	1	14	3	0	1	0	0	0	1	0	2	21	7	2	9	.368
March 21	Arizona State	21	9	10	9	2	0	2	18	4	0	2	0	0	0	0	0	4	15	1	1	4	.373
April 9	at Oregon	23	0	2	0	0	0	0	2	1	0	1	0	1	0	0	0	8	18	6	3	4	.360
April 10	at Oregon	26	3	4	3	0	0	2	10	4	0	0	0	1	0	0	0	11	21	9	0	7	.351
April 10	at Oregon	29	9	9	9	1	0	1	13	5	0	4	0	2	0	1	0	7	21	7	1	7	.349
April 11	at Oregon	27	6	5	6	0	0	2	11	3	0	1	0	1	0	0	0	8	21	5	0	4	.341
April 16	Oregon State	30	7	14	6	1	0	1	18	3	0	3	2	0	0	0	1	4	21	2	0	8	.347
April 17	Oregon State	26	7	7	5	4	0	1	14	5	0	2	0	0	0	0	0	2	21	0	1	6	.344
April 18	Oregon State	25	6	6	4	0	1	1	11	1	0	0	0	0	0	0	0	3	21	7	0	2	.341
April 23	Washington	22	6	6	6	2	0	2	14	3	0	0	0	0	0	1	1	4	21	9	1	2	.338
April 24	Washington	28	4	8	4	1	0	1	12	4	0	1	0	0	1	0	0	6	21	3	1	8	.336
April 24	Washington	28	6	9	5	0	0	1	12	2	0	4	0	0	0	0	0	5	21	9	0	6	.336
April 25	Washington	22	4	5	4	0	0	3	14	3	0	1	1	0	0	0	0	7	21	3	0	3	.333
April 30	at Utah	29	5	9	5	0	1	2	17	2	0	4	0	1	0	0	2	0	21	5	0	6	.332
May 1	at Utah	29	4	10	4	2	0	1	15	4	0	0	3	0	0	1	0	3	21	7	0	9	.333
May 1	at Utah	26	4	6	4	1	0	0	7	2	0	1	0	1	1	0	0	7	21	8	0	5	.330
May 2	at Utah	30	6	8	6	0	0	1	11	8	0	1	0	0	0	0	0	4	21	12	1	11	.327
May 5	at Long Beach State	24	5	5	5	0	1	0	7	9	0	1	0	0	0	0	1	5	21	6	0	7	.324
May 5	at Long Beach State	23	10	9	8	2	0	1	14	8	0	0	0	1	0	1	0	5	15	8	0	8	.326
May 7	Stanford	27	4	12	4	1	0	1	16	3	0	0	2	1	0	0	1	2	21	9	0	9	.329
May 8	Stanford	21	9	9	8	2	0	2	17	8	0	1	1	1	1	0	0	0	15	2	0	8	.331
May 8	Stanford	27	3	10	3	2	0	1	15	1	0	0	0	0	0	0	1	2	21	11	0	7	.332
May 9	Stanford	20	8	9	7	1	0	1	13	2	0	0	0	0	1	0	0	3	15	6	0	3	.335
May 13	at Arizona	26	8	12	8	1	0	5	28	2	0	0	0	1	0	1	0	0	15	7	0	7	.338
May 14	at Arizona	29	6	9	6	2	0	2	17	1	0	1	0	2	0	1	0	3	21	5	1	6	.337
May 14	at Arizona	22	1	2	1	0	0	0	2	8	0	0	0	1	0	0	1	5	18	5	2	9	.332
May 15	at Arizona	28	7	6	6	3	0	1	12	5	1	0	0	1	0	0	0	8	21	9	1	6	.329
May 21	Long Beach State	21	8	7	7	0	0	4	19	3	0	2	0	1	0	0	0	5	15	1	1	5	.329
May 22	Fresno State	34	5	12	5	2	0	0	14	4	0	1	0	0	3	0	0	5	24	6	1	12	.330
May 23	Minnesota	27	2	7	2	2	0	0	9	0	0	1	0	1	0	0	0	7	21	7	2	5	.328
May 27	Virginia Tech	24	2	3	2	0	0	0	3	1	0	0	0	1	0	0	0	12	21	6	5	3	.325
May 28	Virginia Tech	26	2	4	2	0	0	2	10	0	0	0	0	0	0	0	0	8	21	6	0	3	.321
May 29	Virginia Tech	24	6	6	5	0	0	2	12	3	0	1	1	1	1	0	0	2	21	8	0	5	.320
June 3	vs. Florida State	25	4	7	4	1	0	1	11	1	0	0	0	0	0	0	0	6	21	6	0	4	.319
June 4	vs. Alabama	21	0	0	0	0	0	0	0	0	0	0	0	0	0	0	0	14	21	10	1	0	.314
June 5	vs. Oklahoma	29	3	9	3	1	0	1	13	2	0	0	0	1	1	0	0	5	18	3	2	9	.314
Totals		1388	325	436	306	80	8	76	760	188	1	64	12	27	10	17	9	259	1044	312	37	328	.314

2021 IN REVIEW

PITCHING GAME-BY-GAME

Date	Opponent	IP	H	R	ER	BB	SO	2B	3B	HR	WP	BK	HBP	DP	IBB	SCORE	W-L	SV	ERA
Feb. 12	Fresno State	7.0	1	0	0	1	13	0	0	0	0	0	1	0	0	7-0	1-0	0	0.00
Feb. 20	at Cal State Fullerton	7.0	5	2	2	2	7	0	0	2	1	0	0	1	0	6-2	2-0	0	1.00
Feb. 20	at Cal State Fullerton	7.0	4	4	3	1	6	1	0	1	0	0	1	0	0	10-4	3-0	0	1.67
Feb. 21	Loyola Marymount	5.0	2	1	1	2	1	0	0	0	0	0	0	2	0	11-1	4-0	0	1.62
Feb. 21	Loyola Marymount	7.0	3	1	1	2	6	1	0	0	1	0	1	1	0	6-1	5-0	0	1.48
Feb. 24	San Diego State	5.0	0	0	0	0	5	0	0	0	0	0	0	0	0	14-0	6-0	0	1.29
Feb. 28	vs. Oregon	6.0	6	3	3	2	7	1	0	2	0	0	0	0	0	1-3	6-1	0	1.59
March 1	vs. Oregon	7.0	7	3	2	3	6	2	0	1	1	0	0	0	0	9-3	7-1	0	1.65
March 1	vs. Utah	7.0	5	5	4	0	12	0	0	3	0	0	0	0	0	6-5	8-1	0	1.93
March 3	Cal State Fullerton	5.0	3	1	1	2	4	1	0	0	1	0	1	0	0	9-1	9-1	0	1.89
March 7	San Jose State	5.0	1	0	0	1	9	0	0	0	0	0	1	0	0	14-0	10-1	0	1.75
March 9	UC San Diego	7.0	3	1	0	0	12	0	0	0	0	0	0	0	0	7-1	11-1	0	1.59
March 11	UC Santa Barbara	5.0	6	0	0	2	3	0	0	0	0	0	0	0	0	8-0	12-1	0	1.49
March 11	UC Santa Barbara	5.0	2	0	0	2	9	0	0	0	0	0	0	0	0	8-0	13-1	0	1.40
March 12	UNLV	5.0	1	0	0	2	14	0	0	0	0	0	0	0	0	10-0	14-1	0	1.32
March 12	UNLV	5.0	1	0	0	0	12	0	0	0	0	0	0	0	0	8-0	15-1	0	1.25
March 19	Arizona State	8.0	5	1	1	1	14	0	0	1	0	0	0	0	0	2-1	16-1	0	1.22
March 20	Arizona State	7.0	3	1	1	1	10	1	0	0	0	0	0	0	0	6-1	17-1	0	1.21
March 20	Arizona State	7.0	3	0	0	1	9	1	0	0	0	0	1	0	0	4-0	18-1	0	1.14
March 21	Arizona State	5.0	2	0	0	1	8	0	0	0	0	0	0	0	0	9-0	19-1	0	1.09
April 09	at Oregon	6.0	5	3	3	0	7	1	0	1	0	0	1	0	0	0-3	19-2	0	1.20
April 10	at Oregon	7.0	8	0	0	2	7	0	0	0	0	0	1	0	0	3-0	20-2	0	1.14
April 10	at Oregon	7.0	9	3	2	1	8	0	0	1	0	0	0	0	0	9-3	21-2	0	1.18
April 11	at Oregon	7.0	4	2	2	3	10	1	0	2	0	0	0	0	0	6-2	22-2	0	1.22
April 16	Oregon State	7.0	0	0	0	3	12	0	0	0	0	0	1	1	0	7-0	23-2	0	1.17
April 17	Oregon State	7.0	1	0	0	0	17	1	0	0	0	0	1	0	0	7-0	24-2	0	1.12
April 18	Oregon State	7.0	2	0	0	1	5	0	0	0	0	0	1	1	0	6-0	25-2	0	1.07
April 23	Washington	7.0	3	1	0	1	6	1	0	0	0	0	0	0	0	6-1	26-2	0	1.03
April 24	Washington	7.0	14	7	7	0	9	3	0	2	0	0	0	0	0	4-7	26-3	0	1.26
April 24	Washington	7.0	7	1	1	1	6	1	0	1	0	0	0	0	0	6-1	27-3	0	1.25
April 25	Washington	7.0	6	2	2	0	6	1	0	1	0	0	1	0	0	4-2	28-3	0	1.27
April 30	at Utah	7.0	2	0	0	1	4	1	0	0	0	0	0	0	0	5-0	29-3	0	1.23
May 1	at Utah	7.0	3	0	0	1	4	0	0	0	0	0	1	0	0	4-0	30-3	1	1.19
May 1	at Utah	7.0	3	2	2	2	6	0	0	0	1	0	0	0	0	4-2	31-3	1	1.21
May 2	at Utah	7.0	4	1	1	1	3	0	0	1	0	0	2	0	0	6-1	32-3	2	1.21
May 5	at Long Beach State	7.0	4	1	1	4	10	1	0	0	1	0	2	0	0	5-1	33-3	2	1.20
May 5	at Long Beach State	5.0	3	2	2	1	4	0	0	1	0	0	1	0	0	10-2	34-3	2	1.24
May 7	Stanford	7.0	3	0	0	1	5	0	0	0	0	0	0	0	0	4-0	35-3	2	1.20
May 8	Stanford	5.0	1	0	0	0	4	1	0	0	0	0	0	0	0	9-0	36-3	2	1.18
May 8	Stanford	7.0	3	1	1	0	5	1	0	0	0	0	2	0	0	3-1	37-3	2	1.17
May 9	Stanford	5.0	3	0	0	0	4	0	0	0	0	0	0	0	0	8-0	38-3	2	1.15
May 13	at Arizona	5.0	2	0	0	1	2	0	0	0	1	0	1	1	0	8-0	39-3	2	1.13
May 14	at Arizona	7.0	5	2	2	0	10	1	0	1	1	0	0	0	0	6-2	40-3	2	1.15
May 14	at Arizona	6.0	7	5	1	3	9	1	0	1	0	0	0	0	0	1-5	40-4	2	1.15
May 15	at Arizona	7.0	8	2	2	3	9	1	0	0	0	0	0	1	0	7-2	41-4	2	1.17
May 21	Long Beach State	5.0	2	0	0	1	11	0	0	0	1	0	0	0	0	8-0	42-4	2	1.15
May 22	Fresno State	8.0	5	4	4	1	13	1	0	0	0	0	4	0	0	5-4	43-4	2	1.21
May 23	Minnesota	7.0	3	1	1	0	7	1	0	1	0	0	2	0	0	2-1	44-4	2	1.21
May 27	Virginia Tech	7.0	11	7	5	1	14	0	1	0	0	0	3	1	0	2-7	44-5	2	1.29
May 28	Virginia Tech	7.0	1	0	0	2	11	0	0	0	0	0	0	0	0	2-0	45-5	2	1.26
May 29	Virginia Tech	7.0	2	0	0	0	13	1	0	0	0	0	0	0	0	6-0	46-5	2	1.24
June 3	vs. Florida State	7.0	5	0	0	2	11	0	0	0	0	0	0	0	0	4-0	47-5	2	1.21
June 4	vs. Alabama	7.0	7	6	5	3	3	1	0	1	0	0	0	1	0	0-6	47-6	2	1.29
June 5	vs. Oklahoma	6.0	11	10	8	3	9	3	1	2	0	0	2	1	0	3-10	47-7	2	1.43
Totals		348.0	220	86	71	69	431	31	2	26	9	0	32	11	0	325-86	47-7	2	1.43