



# SOUTH ALABAMA

## SOFTBALL

SUN BELT TOURNAMENT CHAMPIONS ('12, '13, '15) | NCAA REGIONAL APPEARANCES ('12, '13, '14, '15, '21)  
2 ALL-AMERICAN SELECTIONS | 24 ALL-REGION HONORS | 64 ALL-SBC SELECTIONS - 30 FIRST TEAM & 34 SECOND TEAM | 60 SBC WEEKLY HONOR SELECTIONS

### GAME 40 | AT MISSISSIPPI STATE

APRIL 17, 2024 | STARKVILLE, MISS. | NUSZ PARK



Mississippi State  
BULLDOGS

NFCA: 17 | USA: 17 | SA: 15 | DI: 17 | RPI: 17

Record: 29-12, 9-9 SBC

Team Slash Line (AVG / SLG / OBP):  
.328 / .521 / .435

Team ERA: 3.07

#### SERIES SCHEDULE

Game 1: April 17, 2024 | 6 p.m.

#### SERIES INFORMATION

vs. Mississippi State: Series tied 6-6

In Mobile: MSU leads 2-3

In Starkville: USA leads 4-3

At Neutral Site: -

Current Streak: MSU 2



South Alabama  
JAGUARS

NFCA: - | USA: - | SA: - | DI: - | RPI: 36

Record: 23-15-1, 9-6 SBC

Team Slash Line (AVG / SLG / OBP):  
.251 / .371 / .315

Team ERA: 2.88

Team Comparisons	Batting										Pitching									
	AVG	R	H	2B	3B	HR	RBI	K's	SB-ATT	ERA	IP	H	R	ER	BB	K's	B/AVG			
South Alabama	.251	150	261	43	12	19	129	140	40-49	2.84	274.0	245	122	111	78	215	.234			
Mississippi State	.328	282	339	64	6	41	259	155	35-39	3.07	255.2	217	129	112	69	233	.223			

### LAST TIME OUT

- South Alabama took two of three over Georgia Southern in Mobile over the weekend, while Mississippi State dropped two of three to No. 4 Tennessee in Starkville. The Bulldogs will also face Memphis on Tuesday night before welcoming the Jaguars.

### STORYLINES

- Mackenzie Brasher has started 149-straight games for South Alabama, which is the seventh-longest stretch in program history
- Brasher (209) is 4 hits shy of matching Brittany Fowler (213, 2010-13) for second
- The game marks the ninth this spring by the Jags versus an opponent currently ranked in one of the four national Top 25 Polls, and the sixth versus an opponent from the SEC, as they are 3-2 in those five previous contests this spring
- The game also opens up a seven-game road swing for the Jaguars as they will travel to Georgia State (4/19-21) and to Troy (4/25-27)

### MEDIA INFORMATION

Audio (JagNationTV): [www.USAJaguars.com](http://www.USAJaguars.com)

South Alabama Audio Talent: Bradley Moore (PxP)

Live Stats: [www.USAJaguars.com](http://www.USAJaguars.com)

(In-Game Updates) Twitter: @SouthAlabamaSB

Television: SECNetwork+

Video (SECNetwork+): [www.USAJaguars.com](http://www.USAJaguars.com)

Talent: Anthony Craven (PxP), Cody Blaszczyk (Analyst)

### 2024 SOUTH ALABAMA STATS

#### BATTERS

Player	avg	gp-gs	ab	r	h	2b	3b	hr	rbi	tb	slg%	bb	hp	so	gdp	ob%	af	sh	sb-att	po	a	e	fld%
18 Mackenzie Brasher	.319	39-39	135	26	43	2	0	0	9	45	.333	7	0	14	0	.352	0	2	21-23	89	0	0	1.000
13 Gabby Stagner	.310	37-37	116	22	36	11	3	9	31	80	.690	12	1	13	2	.371	3	1	2-2	147	6	4	.975
19 Sasha Willems	.274	39-39	124	10	34	7	1	0	12	43	.347	8	1	17	0	.321	1	2	1-1	220	19	4	.984
11 Marley Sims	.266	39-39	94	14	25	1	2	0	13	30	.319	9	2	9	0	.340	1	2	3-7	66	49	7	.943
14 Bailey Welch	.264	38-38	87	12	23	2	2	2	12	35	.402	14	1	12	0	.369	1	7	4-5	82	0	2	.976
1 Olivia Branstetter	.258	31-31	89	11	23	6	1	2	12	37	.416	10	6	7	1	.364	2	0	3-3	31	45	6	.927
27 Odalys Cordova	.237	33-30	93	12	22	4	0	1	10	29	.312	4	0	5	0	.263	2	0	4-5	74	32	3	.972
9 Stephanie Gonzalez	.232	27-22	69	6	16	3	0	0	7	19	.275	2	1	8	2	.264	0	3	0-0	14	18	3	.914
24 Shelby Garrett	.224	25-19	58	5	13	2	0	2	4	21	.362	7	0	15	0	.308	0	0	0-0	36	2	1	.974
5 Sidney Lee	.175	20-13	40	2	7	0	2	1	7	14	.350	7	0	8	2	.298	0	1	0-0	3	0	0	1.000
10 Grace Tentinger	.167	20-20	54	5	9	2	0	2	6	17	.315	2	0	7	3	.193	1	0	0-0	23	0	2	.920
33 Amity White	.150	13-7	20	2	3	1	0	0	0	4	.200	1	0	7	0	.190	0	0	0-0	11	0	0	1.000
4 Brooklyn Bookhaus	.146	32-13	41	6	6	2	1	0	6	10	.244	2	0	13	0	.182	1	1	1-1	17	0	0	1.000
2 Erin McClithlin	.143	15-3	7	5	1	0	0	0	0	1	.143	2	0	2	0	.333	0	0	0-0	2	0	0	1.000
44 Marlayna Capaldi	.000	11-1	5	3	0	0	0	0	0	0	.000	0	0	1	0	.000	0	0	1-1	0	1	1	.500
21 Sophia Mendoza	.000	8-0	5	0	0	0	0	0	0	0	.000	3	0	1	1	.375	0	0	0-0	0	0	0	.000
15 Caitlyn Gavin	.000	22-0	2	9	0	0	0	0	0	0	.000	0	0	1	0	.000	0	0	0-1	0	0	0	.000
Totals	.251	39	1039	150	261	43	12	19	129	385	.371	90	12	140	11	.315	12	19	40-49	822	204	33	.969
Opponents	.234	39	1046	122	245	44	7	20	113	363	.347	78	26	215	6	.301	8	18	45-52	809	344	53	.956

LOB - Team (213), Opp (232). DPs turned - Team (8), Opp (20). IBB - Team (0), Opp (2).

#### PITCHERS

Player	era	w-l	app	gs	cg	sho	sv	ip	h	r	er	bb	so	2b	3b	hr	b/avg	wp	hp	bk	sfa	sha
99 Olivia Lackie	1.44	17-6	29	18	17	6/0	1	160.1	102	37	33	37	163	19	4	8	.177	9	11	0	2	11
0 Tori Miller	3.28	0-0	6	0	0	0/0	0	10.2	14	5	5	2	8	2	0	2	.311	1	0	0	0	0
12 Ryley Harrison	3.48	5-5	15	12	4	3/0	0	54.1	66	32	27	15	23	13	0	3	.297	5	4	0	2	4
22 Madison Lagle	6.61	1-3	11	5	0	0/0	0	29.2	40	28	28	17	14	7	2	5	.325	3	6	0	3	3
8 Cadence Williams	6.63	0-1	7	4	0	0/0	0	19.0	23	20	18	7	7	3	1	2	.288	1	5	0	1	0
Totals	2.84	23-15	39	39	21	9/0	1	274.0	245	122	111	78	215	44	7	20	.234	19	26	0	8	18
Opponents	3.17	15-23	39	39	14	1/0	5	269.2	261	150	122	90	140	43	12	19	.251	24	12	0	12	19

PB - Team (0), Opp (1). Pickoffs - Team (2), S. Willems 2. SBA/ATT - S. Willems (43-49), O. Lackie (17-21), R. Harrison (10-12), M. Lagle (11-11), C. Williams (6-7), S. Lee (2-2), T. Miller (1-1).

### 2024 SCHEDULE / RESULTS

	Record	Home	Road	Neutral	Longest Win Streak	5
OVERALL	23-15-1	6-8	10-1	7-6-1	Longest Losing Streak	3
SBC	9-6	3-6	6-0	0-0	Current Streak	W1

Date	USA	OPP	Opponent	Score/Time
2.9	-/-/-	-/-/-	vs. North Carolina Central!	W, 8-0 (6 inn.)
2.9	-/-/-	-/RV/-	vs. Notre Dame!	W, 5-1
2.10	-/-/-	-/-/-	vs. St. John's!	W, 3-2
2.10	-/-/-	-/RV/-	vs. Missouri!	L, 3-6
2.11	-/-/-	-/RV/-	vs. Central Arkansas!	W, 3-2
2.16	-/-/-	-/-/-	CENTRAL MICHIGAN@	W, 10-0 (5 inn.)
2.17	-/-/-	-/-/-	NORTHERN ILLINOIS@	W, 8-4
2.17	-/-/-	-/-/-	EASTERN KENTUCKY@	L, 7-10
2.18	-/-/-	-/-/-	UAB@	W, 2-0
2.20	-/-/-	-/-/-	at Southeastern Louisiana	W, 9-1 (6 inn.)
2.23	-/-/-	-/-/-	vs. UMass#	W, 8-0 (6 inn.)
2.24	-/-/-	-/-/-	vs. Charlotte#	L, 1-2
2.24	-/-/-	17/18/20/18	at South Carolina#	W, 5-2
2.25	-/-/-	-/-/-	vs. James Madison#	L, 2-4
3.1	-/-/-	-/-/-	vs. Northern Iowa\$	L, 2-3
3.2	-/-/-	-/-/-	vs. Northern Iowa\$	W, 11-3 (5 inn.)
3.2	-/-/-	10/11/10/12	at Alabama\$	W, 2-0
3.3	-/-/-	19/21/15/15	vs. Arizona\$	T, 1-1 (11 inn.)
3.8	-/RV/-	-/-/-	vs. Northern Iowa%	L, 2-7
3.8	-/RV/-	18/20/21/22	at Arkansas%	W, 2-1
3.9	-/RV/-	-/RV/-	vs. Nebraska%	L, 1-5
3.9	-/RV/-	18/20/21/22	at Arkansas%	L, 4-10
3.10	-/RV/-	-/-/-	vs. Saint Francis%	W, 2-0
3.15	-/RV/-	RV/RV/RV/-	LOUISIANA*	L, 2-3
3.16	-/RV/-	RV/RV/RV/-	LOUISIANA*	L, 2-6
3.16	-/RV/-	RV/RV/RV/-	LOUISIANA*	L, 3-15 (8 inn.)
3.23	-/-/-	-/-/-	at ULM*	W, 1-0
3.23	-/-/-	-/-/-	at ULM*	W, 10-2
3.24	-/-/-	-/-/-	at ULM*	W, 5-4 (13 inn.)
3.26	-/-/-	-/-/-	McNEESE STATE	L, 2-3
3.28	-/-/-	RV/23/17/23	TEXAS STATE*	L, 0-1
3.29	-/-/-	RV/23/17/23	TEXAS STATE*	L, 3-13
3.30	-/-/-	RV/23/17/23	TEXAS STATE*	W, 3-2
4.6	-/-/-	-/-/-	at Appalachian State*	W, 3-0
4.7	-/-/-	-/-/-	at Appalachian State*	W, 2-1
4.7	-/-/-	-/-/-	at Appalachian State*	W, 3-0
4.12	-/-/-	-/-/-	GEORGIA SOUTHERN*	W, 3-0
4.13	-/-/-	-/-/-	GEORGIA SOUTHERN*	L, 3-6
4.14	-/-/-	-/-/-	GEORGIA SOUTHERN*	W, 2-1
4.17	-/-/-	17/17/15/17	at Mississippi State	6 pm
4.19	-/-/-	-/-/-	at Georgia State*	4 pm
4.20	-/-/-	-/-/-	at Georgia State*	12 pm
4.21	-/-/-	-/-/-	at Georgia State*	11 am
4.26	-/-/-	-/-/-	at Troy*	6 pm
4.27	-/-/-	-/-/-	at Troy*	2 pm
4.28	-/-/-	-/-/-	at Troy*	1 pm
5.2	-/-/-	-/-/-	SOUTHERN MISS*	6 pm
5.3	-/-/-	-/-/-	SOUTHERN MISS*	6 pm
5.4	-/-/-	-/-/-	SOUTHERN MISS*	2 pm
5.8	-/-/-	-/-/-	First RoundG	TBA
5.9	-/-/-	-/-/-	QuarterfinalsG	TBA
5.10	-/-/-	-/-/-	SemifinalsG	TBA
5.11	-/-/-	-/-/-	Championship GameG	1 pm
5.17-19	-/-/-	-/-/-	NCAA Regional^	TBA
5.24-26	-/-/-	-/-/-	NCAA Super Regional+	TBA
5.30-6.7	-/-/-	-/-/-	Women's College World Series<	TBA

\* - Denotes Sun Belt Conference game

! - NFCA Leadoff Classic (Clearwater, Fla.), @ - South Alabama Invitational (Mobile, Ala.), # - Gamecock Invitational (Columbia, S.C.), \$ - T-Mobile Crimson Classic (Tuscaloosa, Ala.), % - Razorback Rumble (Fayetteville, Ark.), G - Sun Belt Conference Championships (San Marcos, Texas), ^ - NCAA Regional (TBD); + - NCAA Super Regional (TBD); < - Women's College World Series (Oklahoma City, Okla.)

All Times listed are CENTRAL TIME (CT) | Home Games **BOLD**

WEEKLY SCHEDULE

MONDAY April 15	TUESDAY April 16	WEDNESDAY April 17	THURSDAY April 18	FRIDAY April 19	SATURDAY April 20	SUNDAY April 21
OFF DAY  No Players or Coaches Available for Interviews	Open Field for Position Players - 1:4:30 pm  PRACTICE  Small Groups - 2:15-5:30 pm  Interviews by Request	Depart for Starkville, Miss. - 10:30 am  GAME DAY at Mississippi State - 6 p.m. Nusz Park - Starkville, Miss.  Interviews Postgame	Travel to Atlanta, Ga.  PRACTICE  Team Practice - TBA at Bob Heck Softball Complex - Decatur, Ga.  Interviews by Request	GAME DAY at Georgia State - 4 pm (CT)  Bob Heck Softball Complex - Decatur, Ga.  Interviews Postgame	GAME DAY at Georgia State - 12 pm (CT)  Bob Heck Softball Complex - Decatur, Ga.  Interviews Postgame	GAME DAY at Georgia State - 11 am (CT)  Bob Heck Softball Complex - Decatur, Ga.  Interviews Postgame

SOUTH ALABAMA QUICK FACTS

STRATEGIC COMMUNICATIONS

Associate AD Strategic Communications	Tyler Roper
Assoc. Director Strategic Communications / SB Contact	Kevin Beasley
Office Phone	(251) 414-8033
Cell Phone	(251) 377-8164
E-Mail	kbeasley@southalabama.edu
Athletic Twitter Account	@SouthAlabama
Softball Twitter Account	@SouthAlabamaSB

UNIVERSITY INFORMATION

Name	South Alabama
Location	Mobile, Ala.
Founded	1963
Nickname	Jaguars
Colors	Red (PMS 193), White and Blue (PMS 281)
Conference	Sun Belt
President	Jo Bonner
Athletics Director	Joel Erdmann, Ph.D.
Senior Women's Administrator	Jinni Frisbey
Faculty Athletics Rep	Paige Vitulli
Stadium (Cap.)	Jaguar Field (1,050)
Dimensions (L-C-R)	200-220-200

PROGRAM HISTORY

First Season of Competition	2007
All-Time Record (Overall / Sun Belt)	555-360-2 / 226-157
Sun Belt Championships (Regular Season)	-
Sun Belt Championships (Tournament)	3 (2012, 2013, 2015)
NCAA Regional Appearances	5 (2012, 2013, 2014, 2015, 2021)
Super Regionals	-
WCWS Appearances	-
Highest Ever Weekly Ranking	
ESPN.com / USA Softball Top 25	11th (Week 8 - 2014)
USA Today / NFCA Top 25	12th (Week 7 - 2014)
All-America Selections	2
All-Region Selections	24
All-Sun Belt Selections	58
Easton/NFCA All-America Scholar Athlete Selections	140
SBC Commissioner's List Selections	160
SBC Academic Honor Roll Selections	109

TEAM INFORMATION

2023 Overall Record	39-14
Home / Away / Neutral	20-3 / 11-5 / 8-6
2023 Sun Belt Record (Home / Away)	20-4 (12-0 / 8-4)
2023 Sun Belt Championship Record	1-2
2023 Postseason	-
Final Ranking (USA Today / NFCA)	-
Final Ranking (ESPN.com / USA Softball)	-
Final RPI Ranking	40
Field Starters Returning / Lost (Min. 35 Starts)	6 / 2
Pitchers Returning / Lost	2 / 2
Total Roster Size	23
Letterwinners Returning / Lost	15 / 7
Redshirts from 2023	-
Newcomers	8

COACHING STAFF

Head Coach	Becky Clark
Seasons at South Alabama	18th Overall / 17th Competitive
Record at South Alabama	555-360-2
Seasons (Career)	21st Overall / 20th Competitive
Career Record	711-393-3
Senior Associate Head Coach	Kristina McCain
Associate Head Coach	Hannah Campbell
Assistant Coach	Jayden Mount
Director of Player Development	Kelly Horne
Director of Leadership and Wellness	Meredith Keel
Chief of Staff	Meredith Frisbey

MEDIA INFORMATION

Information about the Jaguar softball team is available on USA's official athletics web site, [www.USAJaguars.com](http://www.USAJaguars.com). Among the information available at this site are links and pdfs of statistics, game notes and directions as well as photo gallery downloads. Information about the Sun Belt Conference is available at [www.sunbeltsports.org](http://www.sunbeltsports.org).

SOCIAL MEDIA

In addition to following the most up-to-date information on South Alabama's Official Athletics Site, [www.USAJaguars.com](http://www.USAJaguars.com), follow all Jaguar athletics on the Official Twitter Account of Jaguar Athletics, Twitter @SouthAlabama.

Stay up-to-date with softball happenings by visiting the program's three social media platforms: @SouthAlabamaSB (Twitter), /SouthAlabamaSB (Facebook), @SouthAlabamaSB (Instagram).

POST GAME INTERVIEWS

After a 10-minute cooling off period, requested players and coaches will be made available to members of the media and all interviews. Interviews will be conducted on the field down the foul line area of the Jaguar dugout. Requested players and coaches will be accompanied by a South Alabama Strategic Communications staff member to the designated interview area.

PRACTICES

The South Alabama Strategic Communications staff encourages coverage of Jaguar softball outside of games. As a general rule, the first 30 minutes of all practices are open to the media. Please contact the South Alabama Strategic Communications Office in advance if you plan on attending a practice session, so an escort can be made available.

WEEKLY INTERVIEW / PRACTICE POLICY

In-person interviews with members of the coaching staff and student-athletes can be arranged by calling Associate Director, Kevin Beasley at (251) 414-8033 during normal business hours. Interviews with student-athletes MUST be arranged in advance through the media relations office. Players are generally available 15 minutes before practice practice.

Phone interviews are also available, but will be arranged around the student-athlete's class and practice schedules. Student-athletes' phone numbers are not available under any circumstance. All phone interview requests must be made 24 hours prior.

**MEDIA MEMBERS SHOULD NEVER CONTACT STUDENT-ATHLETES DIRECTLY AT ANY TIME.** Student-athletes have been instructed to immediately terminate any contact initiated by a member of the media.

INJURY INFORMATION

The Health Insurance Portability and Accountability Act of 1996 (HIPAA) regulates the use and disclosure of certain information held by "covered entities". It establishes regulations for the use and disclosure of Protected Health Information (PHI). PHI is any information held by a covered entity which concerns health status and provision of health care that can be linked to an individual.

Under the HIPAA Privacy Rule, the University must reasonably limit uses and disclosures of medical information to the minimum necessary to accomplish their intended purpose. In order to supply the media with injury information related to student-athletes, the University shall be limited to discussing the athlete's name, along with a broad term for the injury and upcoming playing status.

Student-athletes who are injured during a game will not be

allowed to participate in post-game media interviews.

HOME CREDENTIAL REQUESTS

The South Alabama Strategic Communications Office will issue credentials to **WORKING** press only. Passes for spouses, children or friends will not be issued. These credentials are non-transferable and any unauthorized use of a credential will result in the pass being immediately revoked.

Press passes will be distributed to those working along press row. A photo pass will be issued to those members of the media needing to photograph home events. All credential requests should be made in writing by sports editors or directors of accredited media outlets on company letterhead. Request should be made no later than four hours prior to the start of the desired contest. At least a day's notice is preferred.

Credentials can be picked up the day before an event in our office. Any credentials picked up after then may be picked up at Media Will Call, which is located adjacent to the General Will Call area at the front gate of Jaguar Field.

Media Will Call will be open approximately one hour before the start of the event. Credential requests can be emailed to Kevin Beasley, Associate Director for Strategic Communications for the University of South Alabama at [kbeasley@southalabama.edu](mailto:kbeasley@southalabama.edu).

PHOTOGRAPHERS

Only photographers shooting for accredited media outlets or for the South Alabama Strategic Communications Office will be issued photo passes. Photographers are also allowed to shoot from the stands area along the first row of "blue seats" as long as they DO NOT obstruct fans viewing of the game, as well as to top of the dugouts.

VISITING RADIO

All visiting radio crews can make credential requests either through the South Alabama Strategic Communications Office or through their normal media relations/sports information department contact. Two courtesy lines are available in the visiting radio booth.

NUMBERS TO KNOW

80

**BASE THEIF:** In addition to becoming the program's all-time leader in steals, **Mackenzie Brasher** is **21**-for-**23** in her attempts this spring. The **21** steals lead the Sun Belt and are tied for **25th** most in the NCAA.

6

**TOP 25 WINS:** Thus far this season, South Alabama has faced **6** teams ranked at the time in the Top 25. The Jags hold wins over South Carolina, Alabama, Arkansas and Texas State, and a tie over Arizona.

8

**DOMINATING IN THE CIRCLE:** Over her last **10** outings, a span of **67** innings, **Olivia Lackie** has been dominant in the circle as she has allowed just **8** earned runs and holds a **0.84** ERA and held opponents to a **.165** batting average

SOUTH ALABAMA NOTES

APPROACHING CAREER MILESTONES

- Mackenzie Brasher (208) is 3 starts shy of tying Kaitlyn Griffith (2011, 2012-15) and Meghan Collins (211, 2010-13) for third most at South and 4 starts shy of matching Brittany Fowler (212, 2010-13) for second
- Brasher (215) is 1 game played shy of moving into a tie for second with former Jag Kamdyn Kvistad (2018-22) with 216
- The center fielder (135) is 1 run scored shy of matching Blair Johnson (136, 2012-15) for fourth
- Brasher (53) is 2 multi-hit games away from moving into a tie with Emily Messer (55) for third place at South
- Brasher (209) is 4 hits shy of matching Brittany Fowler (213, 2010-13) for second
- Brasher (149) is 9 consecutive starts shy of tying Kristian Foster (158) for sixth all-time in the category
- Gabby Stagner (30) is 1 double shy of moving into a tie for eighth all-time in the career category at South - Amanda Minahan (31, 2014-17)
- Stagner (21) is 3 home runs shy of moving into a tie in the career category at South - Haley Hopkins (24, 2009-12)
- Stagner (54 - 30-3-21) is 4 extra-base hits away from moving into eighth place in the category - 58 (40-1-17) Meghan Collins (2010-13)
- Stagner (25) is 1 multi-hit game shy of tying Julie Moss (26, 2011-14) for 22nd and 2 shy of Britany Campbell (27, 2010-13) for 21st in the career category
- Stagner (22) is 1 multi-RBI game shy of matching Stephanie Pilkington (23, 2013-16) and Kennedy Cronan (23, 2019-22) for 12th most, 2 games shy of moving into a tie with Chloe Rathburn (24, 2014-15) for 11th and 3 games shy of moving into the Top 10 in the category (Kristian Foster, 25, 2015-18)
- Stagner (91) is 7 RBI shy of moving into the Top 10 of the career category with Stephanie Pilkington (98, 2013-16)
- Olivia Lackie (835) is 97 strikeouts from tying Devin Brown's program mark of 932

CURRENT STREAKS

- South Alabama has scored three or less runs in each of its last 10 games
- Olivia Branstetter has had a hit in two of her last three
- In a streak dating back to May 7, 2021, Mackenzie Brasher has made 149 consecutive starts, which is the seventh longest streak all-time at South Alabama
- Brasher has had a hit in 11 of her last 14, tallying 18 hits over the 14-game stretch
- Brasher has also reached base in 12 of her last 14, including 9 of her last 20 outings
- Odalys Cordova has had a hit in two of her last four
- Shelby Garrett has reached base safely in six of her last eight games, recording seven hits and a walk over that span
- Stephanie Gonzalez has had a hit in five of her last seven and driven in a run in four of her last seven outings
- Gonzalez reached base safely in seven of her last eight
- Marley Sims has had a hit in three of her last five and reached base safely in four of her last six
- Gabby Stagner has reached base safely in 31 games this season, six of her last seven, and had a hit 27 of her 37 games
- Stagner comes into the midweek contest at Mississippi State with at least one hit five of her last six and at least one RBI in four of her six
- Bailey Welch has had a hit in six of her last 10 games, and reached base in 12 of her last 17
- Amity White has had a hit and scored a run in two of her last four
- Sasha Willems has had a hit in 10 of her last 13, recording 12 hits and three walks over that stretch

SCOUTING THE JAGUARS

- South Alabama (23-15-1, 7-5 SBC) comes into the midweek game at Mississippi State (29-12, 9-9 SEC) after taking two of three from Georgia Southern in Mobile over the weekend
- The Bulldogs are scheduled to face Memphis on Tuesday night before hosting the Jaguars
- South was originally scheduled to travel to take on Mississippi State last week, but that game was postponed due to inclement weather
- Mackenzie Brasher leads the club at the plate with a .319 batting

- average, while also leading the team in hits (43), runs scored (26) and stolen bases (21)
- Brasher's 21 steals lead the Sun Belt Conference and are tied for 25th-most nationally
  - Gabby Stagner (.310) ranks second on the roster in batting average and her .690 slugging percentage is sixth-best in the Sun Belt
  - Stagner is tied for fourth in the league in home runs (9), tied for fifth in doubles (11) and tied for the SBC lead in triples with three, while she sits just outside the Top 10 in RBI (31)
  - Of the junior's 36 hits on the year with 23 of those going for extra bases
  - The nine home runs are a season-best for Stagner, and the Mobile, Ala., native, has scored 22 runs
  - Stagner also has eight multi-RBI efforts to lead the club
  - Brasher leads the team with 11 multi-hit games, while Stagner is close behind her with eight
  - Sasha Willems has had a hit in 10 of her last 13, recording 12 hits and three walks over that stretch, raising her batting average to .274
  - Bailey Welch (.264) is batting .282, which is tied for second-best on the roster with Marley Sims, against Sun Belt competition
  - Olivia Lackie (17-6, 1 SV) holds a 1.44 earned run average, has struck out 163 batters and held opponents to a .177 batting average
  - The senior is tied with Texas State's Jessica Mullins for the SBC lead in strikeouts, while ranking second in the SBC in ERA, opponent's batting average, strikeouts looking (48) and innings pitched (160.1)
  - Lackie is tied for seventh nationally in strikeouts, tied for ninth in shutouts with six and her 17 wins are tied for 12th most in the country
  - As a staff, South Alabama holds nine shutouts this spring, tied for third-most in the Sun Belt

THE SERIES VS. MISSISSIPPI STATE

- South Alabama and Mississippi State have met 12 previous times in the all-time series with the series even at 6-6
- The six wins versus the Bulldogs are the most versus any SEC opponent
- MSU has won three of the last four meetings, including an 8-4 decision last spring in Mobile
- The Bulldogs put up a two spot in their half of the fifth and then scored four runs in the top of the sixth
- South tried to mount a late-inning comeback, scoring three in the bottom of the seventh, but that was all the Jags could push across in the inning
- The Jaguars hold a 4-3 record in the series in games played in Starkville, but the Bulldogs have won the last two meetings on their home field

INSIDE THE SERIES VS. THE BULLDOGS

Series: 6-6 (H: 2-3 / A: 4-3 / N: 0-0)  
Extra-Inning Games: 0-1 (H: 0-1 / A: 0-0 / N: 0-0)  
Run-Rule Games: 0-0 (H: 0-0 / A: 0-0 / N: 0-0)  
NCAA Tournament Games: 1-0 (H: 1-0 / A: 0-0 / N: 0-0)  
First Meeting: 4/8/09  
Last Meeting: 2/24/23  
Longest South Alabama Streak: 4 (13-15)  
Longest Mississippi State Streak: 2, 2x, last (21-23)  
Current Streak: 2 by Mississippi State  
Last 5 - 2-3  
Last 10 - 6-4

Date	USA	OPP	Location	Result	Score
2/24/23	- - - - -	- - - - -	Mobile, Ala.	%	L 4-8
2/26/21	- - - - -	- - - - -	Starkville, Miss.	+	L 0-5
2/27/21	- - - - -	- - - - -	Mobile, Ala.	+	W 1-0
2/17/18	RV/-	-/-	Starkville, Miss.	6	L 3-6
4/26/16	-/-	-/-	Starkville, Miss.		W 2-1
2/19/16	23/RV	RV/RV	Mobile, Ala.	#	L 2-4 (8)
4/15/15	22/22	RV/RV	Starkville, Miss.		W 3-2
4/9/14	15/16	-/-	Mobile, Ala.		W 3-2
5/18/13	15/15	-/-	Mobile, Ala.	!	W 3-0
2/7/13	RV/RV	RV/RV	Starkville, Miss.	@	W 3-2

2/9/12	-/-	-/-	Mobile, Ala.	#	L	2-7
4/8/09	-	-	Starkville, Miss.		L	2-5

! - NCAA Regional; # - Mardi Gras Invitational; @ - Bulldog Kickoff Classic; 6 - February Freezer; + - The Snowman; % - South Alabama Invitational

LAST SERIES MEETING (LINE SCORES)

Mississippi State 8, South Alabama 4 Feb. 24, 2023   at Mobile, Ala.   Jaguar Field South Alabama Invitational												
Score by Innings	1	2	3	4	5	6	7		R	H	E	
Mississippi State	1	0	1	0	2	4	0		8	12	1	
South Alabama	0	1	0	0	0	0	3		4	6	3	
WP - A. Wesley (2-1) LP - O. Lackie (4-3). HR - MSU: C. Malau'ulu (1); A. Brownlee (1) T - 2:21												

SOUTH AGAINST THE SEC

- South Alabama holds an all-time record of 19-56 (.253) against current Southeastern Conference members
- South fell, 6-3 to Missouri at the NFCA Leadoff Classic during the opening weekend of the season, and then picked up a 5-2 win over South Carolina at the Gamecock Invitational
- South Alabama also holds a 2-0 victory over the Crimson Tide at the T-Mobile Crimson Classic in Tuscaloosa, and split its two games versus Arkansas at the Razorback Rumble
- Of the 10 teams South has faced from the SEC, Florida, Missouri and Tennessee are the lone teams from the league that the Jags have yet to pick up a win against as they hold at least one victory over the other seven schools that they have faced
- South has yet to face SEC members Kentucky or Texas A&M
- The 16 meetings against Alabama and LSU are the most against any SEC member, while USA has also faced MSU 12 times
- South Alabama has faced at least one SEC team in each season since the program began in 2007

Alabama	2-15	.118
Arkansas	1-1	.500
Auburn	2-6	.250
Florida	0-3	.000
Georgia	2-2	.500
Kentucky	0-0	.000
LSU	2-13	.133
Mississippi	2-2	.500
<b>Mississippi State</b>	<b>6-6</b>	<b>.500</b>
Missouri	0-4	.000
South Carolina	2-1	.500
Tennessee	0-3	.000
Texas A&M	0-0	.000
<b>Total</b>	<b>19-56</b>	<b>.253</b>

DOMINATING IN THE CIRCLE

- Over her last 10 outings, senior pitcher and reigning Sun Belt Conference Pitcher of the Year Olivia Lackie has been dominating in the circle for the Jags
- During that 10-game stretch - one of which included a 13-inning affair at ULM - the senior right-hander has allowed just eight earned runs for an 0.84 earned run average.
- Lackie has also held opponents to a .165 batting average, and struck out 56 batters over the 67-inning stretch, while recording a 7-1 record and a save
- If you take out the 13-inning game at ULM, Lackie has allowed just four earned runs with a 0.52 ERA in 54 innings, and a .144 opponent batting average
- What's been even more impressive is that over the 10 game stretch, Lackie has done so with limited run support as the Jags have scored 24 runs (3 per game) in her 8 starts

SOUTH ALABAMA NOTES

KEY STATS FOR THE JAGS IN WINS/LOSSES

- Through 39 games of the season, there have been a few key stats that have played a role in wins and losses for the Jags
- South Alabama is 10-0 when scoring in first inning and 19-2 when scoring first in the game
- Conversely, the Jags are 4-8 when opponent score in opening frame and 4-13-1 when opponents score first in the game
- USA is 18-1 when it has more hits than its opponents, and 4-15-1 when opponents have more hits or hits are tied
- Being tied or leading in the fourth inning has also been important as South Alabama is 22-3-1 when tied or holding the lead after four innings of play, and just 1-12 when trailing

BRASHER LEAVING HER MARK ON THE BASES

- On March 16 versus Louisiana in the series finale against the Ragin' Cajuns, Mackenzie Brasher tied Kaleigh Todd's career mark as she recorded the 75th stolen base of her career
- With her third-inning steal of second versus McNeese State (3/26), the graduate senior took over sole possession of the mark with her 76th stolen base
- Brasher also etched her name in the Jaguar record books in the season opener as she tied a single-game record with four steals against North Carolina Central (2/9/24), matching Evelyn Pare's mark (vs. Northwestern State (3/25/08), the most by a South Alabama player in nearly 16 seasons
- For her career, she now has 80 stolen bases and this spring she is 21-for-23 on the base paths

ANOTHER NO-NO FOR LACKIE

- In the series-opening win at ULM (3/23), Olivia Lackie tossed the fifth no-hitter of her career
- Lackie was nearly perfect as she allowed just one base runner - a hit batter in the opening frame - and retired the final 19 batters that she faced
- The five no-hitters are tied with former Jaguar great and South Alabama pitching coach Hannah Campbell

LACKIE AMONG ACTIVE NCAA CAREER LEADERS

- Olivia Lackie ranks among the active career leaders in 10 different categories
- As of April 15, the Walker, La., native ranks second among active Division I players in solo shutouts (32), sixth in strikeouts (835), tied for eighth in complete games (69), ninth in strikeouts per seven innings (8.47), ninth in innings pitched (690.0), 11th in wins (71), tied for 13th in pitching appearances (139), tied for 18th in saves (10), tied for 20th in earned run average (1.85) and 20th in games started (94)

O-2 AND YOU'RE DONE

- Over her first four seasons, senior pitcher Olivia Lackie has made it extremely difficult on opponents when she gets ahead 0-2 to batters
- Lackie has also posted numerous strong innings in the circle, retiring the side in order and recording multiple K's in an inning
- At one-point last season, Lackie retired 28 straight batters, 19 via strikeout, when getting ahead 0-2

	BF	O-2 CTS	Ret.	Ret. K
2024	637	145	123	62
2023	724	190	166	106
2022	615	158	139	92
2021	816	183	150	103
Career	2,792	678	574	363

	Side in Order	SO Side	2+ K's Inn.
2024	58	7	44
2023	65	15	51
2022	66	18	56
2021	76	19	81
Career	265	59	232

FAST AND EFFICIENT = WINS

- Picking up on a trend that proved to be key for the Jaguars a year ago, South Alabama's pitching staff has been very efficient in the circle as 28 of 39 games this spring have been under the two-hour mark
- The Jaguars hold a 19-9 record this spring in games that are less than two hours
- South Alabama had 33 of its 53 games finish under two hours last

spring and in those contest, the Jaguars compiled a 26-7 record - 40 of the Jaguars' 53 games were 2:08 or less in 2023

- The quickest game to-date was the season opener against Northern Illinois, which went one hour, 22 minutes

BRASHER JOINS 200-HIT CLUB

- In the same week that she became the program's career steals leader, Mackenzie Brasher also reached another milestone as she became the fifth player in program history to join the 200-hit club
- With her three-hit performance, the Orange Beach, Ala., joined Kaleigh (231, 2015-18), Brittany Fowler (213, 2010-13), Emily Messer (208, 2013-16) and Blair Johnson (203, 2012-15)
- The three hits also tied a career high and marked her 51st career multi-hit game, tying her with former Jag Tara Donaldson (2007-08) in the category
- In the series finale versus Texas State, Brasher posted another multi-hit game, her 10th of the season and the 52nd of her career to move her into sole possession of fourth place in the category
- Her second hit of the game was her biggest as it tied her with Johnson in the career hits category as it was the 203rd of her career, but drove in the game-winning run as her walk-off, seventh-inning single scored Marley Sims from second to give the Jags a 3-2 win and snap Texas State's seven-game win streak
- Her hit versus Georgia Southern (4/13), Brasher moved into third all-time in the category, passing Messer (208, 2013-16)

700 WINS FOR CLARK

- South Alabama's 2-0 victory over No. 10 Alabama on March 2 was not only the Jags' second win over a Top 25 opponent this spring, but it was also a milestone win for head coach Becky Clark as it was the 700th over her coaching career
- Clark also reached 550 wins at South Alabama with the Jaguars' 3-2 win in the series finale against Texas State (3/30)

AMONG STILL RANKED AMONG THE NATION'S BEST IN THE CIRCLE

- On April 1, Olivia Lackie was ranked among the nation's elite in the circle by Softball America, coming in 15th on the list

1	Nijaree Canady	Stanford
2	Karlyn Pickens	Tennessee
3	Lexi Kilfoyl	Oklahoma State
4	Jessica Mullins	Texas State
5	Jala Wright	Duke
6	Kayla Beaver	Alabama
7	Keagan Rothrock	Florida
8	Bridget Nemeth	Penn State
9	Payton Gottshall	Tennessee
10	Ashley Miller	Northwestern
11	Emiley Kennedy	Texas A&M
12	Maddia Groff	Southern Illinois
13	Kelly Maxwell	Oklahoma
14	Kasey Ricard	Boston
15	Olivia Lackie	South Alabama
16	Nicole May	Oklahoma
17	Ivy Rosenberry	Oklahoma State
18	Maddie Penta	Auburn
19	Teagan Kavan	Texas
20	Ruby Meylan	Washington

HIGH PRAISE FOR STAGNER

- Like Olivia Lackie, Gabby Stagner earned national recognition for her efforts during the first month of the season as on March 5, she was ranked as the second-best first baseman in the country by both D1Softball and Softball America entering the month of March

D1SOFTBALL RANKINGS

1	Raeleen Gutierrez	LSU
2	Gabby Stagner	South Alabama
3	Carlie Scupin	Arizona
4	Arianna Rodi	Charlotte
5	Abby Duchscherer	Alabama
6	Britian Beshears	Michigan State
7	Amaya Ross	Florida State
8	Shaylon Govan	Baylor
9	Karlie Godwan	Oklahoma State
10	Bri Ellis	Arkansas

SOFTBALL AMERICA RANKINGS

1	Arianna Rodi	Charlotte
2	Gabby Stagner	South Alabama
3	Carlie Scupin	Arizona
4	Valerie Cagle	Clemson
5	Abby Duchscherer	Alabama
6	Amelia Leach	Auburn
7	Raeleen Gutierrez	LSU
8	Amaya Ross	Florida State
9	Isabela Emerling	North Carolina
10	Taryn Jenkins	Nevada

ALL-TOURNEY JAGS

- **NFCA Leadoff Classic:** Olivia Lackie
- **South Alabama Invitational:** Olivia Lackie, Sasha Willems, Mackenzie Brasher, Gabby Stagner

LACKIE SETS ANOTHER PROGRAM RECORD

- After setting the single-season mark at South Alabama last season, Olivia Lackie set the career mark as she was named the Sun Belt Conference Pitcher of the Week for the 12th time in her career on April 9, passing Devin Brown's previous mark of 11
- The 12 selections for her career are also tied with Louisiana's Summer Ellyson for fourth-most by a league pitcher
- In South's SBC road series sweep, Lackie played a part in all three Sun Belt road wins over the Mountaineers and extended their win streak to four games
- In her 16.0 innings of work, Lackie appeared in all three games, as she won both her starts and picked up her first save of the spring. In her 16.0 innings of work, Lackie allowed just one earned run - a two-out solo home run - scattered 11 hits and struck out 14, while holding a 0.44 earned run average

ALL-TIME JAGUAR SBC PITCHER OF THE WEEK SELECTIONS	
PLAYER	SELECTIONS
OLIVIA LACKIE	12 (2/23/21, 3/9/21, 3/16/21, 4/13/21, 4/5/22, 2/21/23, 3/7/23, 3/28/23, 4/4/23, 4/18/23, 4/25/23, 4/9/24)
Devin Brown	11 (2/9/15, 3/2/15, 2/16/16, 3/21/16, 3/28/16, 4/11/16, 5/2/16, 2/14/17, 2/28/17, 4/25/17, 3/13/18)
Farish Beard	5 (2/11/13, 2/10/14, 3/3/14, 3/10/14, 3/23/15)
Beth Pilgrim	3 (4/6/09, 3/29/10, 5/10/10)
Jenna Hardy	(3/15/22, 3/21/23)
Kalen McGill	2 (4/6/16, 3/4/16)
Alexis Reid	1 (3/27/18)
Linden Jones	1 (3/26/07)

MOST SBC PITCHERS OF THE WEEK - CAREER

1.	Brooke Mitchell, Louisiana	16
2.	Randi Rupp, Texas State	14
	Ashley Brignac, Louisiana	14
4.	Summer Ellyson, Louisiana	12
	OLIVIA, LACKIE, SOUTH ALABAMA	12
6.	Devin Brown, South Alabama	11

STAGNER POTW

- Gabby Stagner played a huge role in helping the Jaguars open the 2024 season with a 4-1 showing at the NFCA Leadoff Classic
- For the tournament, Stagner was 9-for-17 (.529) at the plate as she had three doubles and a home run, while driving in four and scoring four times
- Stagner also had at least one hit in all five outings, including three multi-hit efforts over the weekend



SOUTH ALABAMA NOTES

- The junior also didn't commit an error in her 30 defensive chances at first base

PITCHING MILESTONES FOR LACKIE

- Seeing her name among the program's leaders is nothing new for Olivia Lackie, but at the South Alabama Invitational, the senior achieved two more milestones in the circle, and then another at the Gamecock Invitational
- Versus Northern Illinois (2/17) with the game tied at 4-4 and the Huskies holding the momentum, Lackie entered the circle in relief and shut down the visitors which allowed the Jaguars rally from a 3-0 deficit and pick up an 8-4 victory
- Lackie retired all nine batters that she faced over her three innings of relief and went 0-2 to the first eight batters
- In the tournament finale (2/18), Lackie made more history as she tossed a three-hit shutout over UAB to pass Brown and become the program's career shutouts leader as it was the 32nd of her career
- The Walker, La., native struck out 10 batters and allowed just five total base runners in the win
- On Feb. 25 versus James Madison on the final day of the Gamecock Invitational, Lackie reached another pitching milestone, as she moved into second place in career strikeouts at South Alabama
- Lackie tied Beth Pilgrim (2007-10) with her strikeout of Reed Butler to end the sixth and then took over sole possession of second place with her strikeout of Kylie Thress
- Lackie is just the second pitcher at South (Devin Brown) to record 800 strikeouts for her career as she has 835

GRAND SLAMS BY GABBY

- Junior Gabby Stagner entered the T-Mobile Crimson Classic already holding the program's career grand slams record
- Her second-inning grand slam versus was the fourth of her career and capped off a six-run inning
- Her four career grand slams are already double the amount of any other Jaguar and are approaching the individual career leaders all-time in the NCAA
- She is three shy of moving into the NCAA's Top 10 all-time in the category

ALL-TIME NCAA CAREER GRAND SLAMS

Player	Team(s)	GS
1. DJ Sanders	Louisiana/Oregon	11
Sierra Romero	Michigan	11
3. Christi Orgeron	Louisiana	9
Francesca Enea	Florida	9
Taylor Fuller	Florida	8
6. Nicole Schroeder	Arkansas	7
Morgan Noad	Coast Carolina	7
Emily Carosone	Auburn	7
Janelle Lindvall	Oregon	7
Amber Lutmer	Omaha	7
Jessica Moore	Liberty	7
Samantha Findlay	Michigan	7
Allie Skaggs*	Arizona	7
14. Taylor Thom	Texas	6
15. Lindsey Stephens	Texas	5
Maddi Hackbarth	Arizona State	5
- GABBY STAGNER*	SOUTH ALABAMA	4
-- Rachel Roupe*	Liberty	4

\* Active Players

HAMMERING STAGNER

- Junior first baseman Gabby Stagner blasted a three-run home run in the bottom of the sixth inning versus Eastern Kentucky (2/17), and then homered to center field in the sixth inning versus UAB (2/18), marking 34th time a South Alabama player has hit a home run in back-to-back games
- Prior to Stagner's effort, the last time a Jaguar hit a home run in back-to-back games came when Victoria Ortiz did so in three-straight games (at Troy, vs. Georgia State, vs. Texas State - 5/7/22 - 5/12/22)

DR. K

- Besides being one of the most dominant pitchers in the circle, Olivia Lackie has been just as solid in the classroom
- A biology major, Lackie has twice been named to the Sun Belt Conference Commissioner's List and as an Easton/NFCA All-America Scholar Athlete (2022, 2021), while also earning Sun Belt Conference Academic Honor Roll (2023) honors
- The senior also received news recently that upon the completion of

her collegiate career and degree, she has been accepted into LSU's veterinarian school

TOP 10 DOUBLE K GAMES

#	INNS.	PLAYER	OPPONENT	DATE
20	(10)	Beth Pilgrim	Middle Tennessee	3/27/10
18	(8)	Olivia Lackie	Appalachian State	3/18/22
17	(7)	Devin Brown	Troy	5/7/16
17	(7)	Devin Brown	Florida A&M	3/4/16
16	(7)	Olivia Lackie	Appalachian State	3/14/21
16	(7)	Devin Brown	Appalachian State	4/21/18
16	(7)	Farish Beard	SIU-Edwardsville*	5/17/14
15	(7)	Olivia Lackie	Appalachian State	3/13/21
15	(7)	Devin Brown	Tennessee Tech	2/24/17
15	(5)	Devin Brown	Sam Houston State	2/21/15
15	(7)	Farish Beard	UT-San Antonio	3/1/14

\* - NCAA Regional

WHAT A DEBUT BY HARRISON

- In her Jaguar debut, freshman pitcher Ryley Harrison tossed a complete-game, shut out in the season opener against North Carolina Central (2/9)
- The Fairhope, Ala., native allowed just three hits - all singles - and struck out three, while not issuing a walk
- Harrison became the first freshman pitcher at South Alabama to record a shutout in her first career start since former Jag Devin Brown did so versus Liberty in an 8-0, six-inning victory (2/6/15)

DECORATED FRESHMAN

- One of the most decorated newcomers to join the Jaguar roster, incoming freshman Ryley Harrison comes in with numerous accolades from her prep career
- Harrison was named Second-Team All-American by MaxPreps, as well as Miss Softball by the Alabama Sports Writers Association and to the organization's Super All-State Softball team following her senior season
- She was also selected the 2023 Class 7A Player of the Year and a first-team all-state selection by the ASWA, while also being named to the 2023 AL.com Coastal high school softball Terrific 20 and the group's Player of the Year
- Harrison played in the ESPN Futures All-American Game in 2022
- For her career, tossed 342 innings in the circle and finished with a 55-6 record in the circle, and had a career earned run average of 0.80 for the Pirates with 24 shut outs, seven no hitters, four perfect games
- She struck out 626 batters during time at FHS, while holding opponents to a .139 batting average

NATIONAL RECOGNITION FOR LACKIE

- In addition to her preseason all-Sun Belt selection, Olivia Lackie has also raked in several national accolades prior to the start of the 2024 campaign
- The Walker, La., native was named to a pair of national Top 100 lists - Softball America (No. 49) and D1Softball (No. 50) - as well as ranked as No. 21 on Softball America's Top 25 Pitchers list
- Lackie was ranked No. 62 on D1Softball's D100 List at the end of the 2023 season

ELITE RECRUITING

- In this fall's signee class, the Jaguars continued their string of elite recruiting this past fall as they added a pair of players ranked on Extra Inning Softball's 2023 Extra Elite 100 List: Morgan Hall, Presley Lively
- Lively was ranked No. 26 on the list, while Hall has been a three-time selection, as she was ranked 17th at her position by the organization in 2022 and the 30th in 2021
- Their selections marked the fourth-straight year that South has had an incoming freshman ranked within the Top 100 recruits by the organization
- Current Jaguar freshmen, Olivia Branstetter (No. 37) and Cadence Williams (No. 51), were both on the 2022 list, the third time Branstetter had been selected as she was also ranked 22nd and 45th on prior lists
- Madison Lagle, a three-time selection and ranked No. 97 prior to her senior prep season was part of the 2022 signee class, while Olivia Lackie was listed 56th in Extra Innings Extra Elite 100 rankings, and was listed as No. 30 nationally at her position heading into her senior season prior to signing with the program
- Fellow Jags Erin McGlothlin (No. 60) and Gabby Stagner (No. 98) were also listed on the organization's Extra Elite 100 List heading

into their senior campaigns

JAGS PICKED SECOND IN PRESEASON POLL

- Coming off a school-record 20 league wins a year ago, the Jaguars also received 127 points and were picked to finish second in the preseason poll
- South Alabama has finished second in the league each of the last two seasons

PRESEASON SBC AWARD NOTES

- For the third-straight preseason, South Alabama's Olivia Lackie and Mackenzie Brasher were named to the Sun Belt Conference preseason all-league team
- A first-team all-SBC selection for the third-straight season at the end of 2023, Lackie became the first player in program history to be named the Sun Belt's Pitcher of the Year after finishing with a 21-6 record, two saves, a 1.52 earned run average and 214 strikeouts
- Brasher, who also earned second-team all-Sun Belt honors a year ago, was also selected to the conference's all-tournament team in 2023
- She was one of three players on the team to record 50 hits during the year, while scoring 39 runs and driving in 13, and her 27 stolen bases - 17 of which came against league foes - led the club and were third-most in the Sun Belt

2024 SUN BELT SOFTBALL PRESEASON AWARDS

Player of the Year: Mihyia Davis, Louisiana (So., OF - Lovelady, Texas)  
Pitcher of the Year: Jessica Mullins, Texas State (Sr., P - Tarkington, Texas)

Preseason All-Sun Belt Team

Lauren Allred, Louisiana (So., 1B - Texarkana, Texas)  
Taylor McKinney, Troy (Jr., 2B - Montgomery, Ala.)  
Alexa Langeliers, Louisiana (Jr., 2B - Keller, Texas)  
Sydney Bickel, Marshall (Sr., SS - Peoria, Ariz.)  
Brooke Ellestad, Louisiana (Jr., SS - Kimberly, Wis.)  
Sara Vanderford, Texas State (Gr., 3B - Pasadena, Texas)  
Delaney Keith, Coastal Carolina (So., 3B - Nampa, Idaho)  
Mihyia Davis, Louisiana (So., OF - Lovelady, Texas)  
**MACKENZIE BRASHER, SOUTH ALABAMA (Gr., OF - Orange Beach, Ala.)**  
Kayt Houston, App State (Sr., OF - Rock Hill, S.C.)  
Sophie Piskos, Louisiana (Sr., C - Paris, Tenn.)  
Iyanla De Jesus, Coastal Carolina (Gr., DP - Mill Creek, Wash.)  
Jessica Mullins, Texas State (Sr., P - Tarkington, Texas)  
**OLIVIA LACKIE, SOUTH ALABAMA (Sr., P - Walker, La.)**  
Sam Landry, Louisiana (Jr., P - Mont Belvieu, Texas)

IN THE COACHING BOX



THIRD BASE

KRISTINA MCCAIN

Senior Associate Head Coach  
15th Season  
at South Alabama  
Hitting Coach



FIRST BASE

JAYDEN MOUNT

Assistant Coach  
2nd Season  
at South Alabama

IN THE DUGOUT



BECKY CLARK

Head Coach  
18th Season  
at South Alabama



HANNAH CAMPBELL

Associate Head Coach  
9th Season  
at South Alabama  
Pitching Coach



MEREDITH FRISBEY

Chief of Staff  
18th Season  
at South Alabama

PROGRAM HISTORY

Year	Overall Record	Sun Belt Record	Sun Belt Tournament	NCAA Regional
2006		Program Started		
2007	36-23	12-11		
2008	22-31	6-18		
2009	27-28-1	9-12		
2010	21-24	8-10		
2011	37-17	14-10		
2012	41-17	17-7	Champion	Tuscaloosa
2013	48-9	17-3	Champion	Mobile
2014	42-14	15-6	Runner Up	Tuscaloosa
2015	40-13	16-4	Champion	Auburn
2016	33-18	17-6		
2017	35-20	15-12		
2018	29-27	13-13		
2019	18-31	7-20		
2020*	8-17	2-1		
2021	31-21	13-9	Runner Up	Gainesville
2022	25-21	16-6		
2023	39-14	20-4		
2024	23-15-1	9-6		

\* - Season shortened due to COVID-19 Pandemic

SOUTH ALABAMA NOTES

RECORDS WATCH

BATTING AVERAGE

1.	.374	Kaleigh Todd (2015-18)
2.	.369	Evelyne Pare (2007-08)
3.	.351	Tara Donaldson (2007-09)
4.	.347	Brittany Fowler (2010-13)
5.	.336	Meredith Keel (2021-23)
6.	.335	Brittani Reid (2018-19)
7.	.333	Emily Messer (2013-16)
8.	.328	Chloe Rathburn (2014-15)
9.	.327	Victoria Ortiz (2019-23)
	<b>.327</b>	<b>Mackenzie Brasher (2020-24)</b>

RUNS

1.	162	Brittany Fowler (2010-13)
2.	145	Kaleigh Todd (2015-18)
3.	141	Emily Messer (2013-16)
4.	136	Blair Johnson (2012-15)
5.	<b>134</b>	<b>Mackenzie Brasher (2020-24)</b>
6.	120	Christin Crocker (2009-12)
7.	113	Kaitlyn Griffith (2012-15)
8.	112	Stephanie Pilkington (2013-16)
9.	109	Amanda Minahan (2014-17)

HITS

1.	231	Kaleigh Todd (2015-18)
2.	213	Brittany Fowler (2010-13)
3.	<b>209</b>	<b>Mackenzie Brasher (2020-24)</b>
4.	208	Emily Messer (2013-16)
5.	203	Blair Johnson (2012-15)
6.	172	Kamdyn Kvistad (2018-22)
7.	170	Tara Donaldson (2007-09)
8.	168	Christin Crocker (2009-12)
9.	167	Victoria Ortiz (2019-23)

STOLEN BASES

1.	<b>80</b>	<b>Mackenzie Brasher (2020-24)</b>
2.	75	Kaleigh Todd (2015-18)
3.	69	Evelyne Pare (2007-08)
4.	60	Britany Campbell (2010-13)

WINS

1.	83	Hannah Campbell (2011-14)
2.	<b>72</b>	<b>Olivia Lackie (2021-24)</b>
3.	69	Devin Brown (2015-18)
4.	63	Farish Beard (2012-15)

SAVES

1.	16	Hannah Campbell (2011-14)
2.	<b>10</b>	<b>Olivia Lackie (2021-24)</b>

STRIKEOUTS

1.	932	Devin Brown (2015-18)
2.	<b>835</b>	<b>Olivia Lackie (2021-24)</b>
3.	735	Beth Pilgrim (2007-10)

SOUTH IN EXTRA INNINGS

- Since the inception of the program during the 2007 season, South Alabama has been a part of 70 extra-inning games
- USA holds a 38-31-1 record in those contests, which includes a 11-12 mark in extra-inning games at home, an 15-11 record in road games and a 12-8-1 mark at neutral sites
- The Jaguars are also 17-16 in Sun Belt Conference regular-season games and 5-1 in conference tournament games that go past the seventh inning
- USA holds an 27-19 record in eight-inning games, a 5-6 mark in nine-inning games, a 3-4 mark in 10-inning contests, a 2-0-1 record in games that have gone 11 innings and a 1-1 record in 13-inning and 0-1 in 16-inning games

JAGUARS IN RUN-RULE CONTESTS

- One area in which the Jaguars have been very successful over the years has been in run-rule contests
- South Alabama has seen 143 games decided via the run-rule and holds an 118-25 record (.825) in those outings
- South is 5-0 in run-rule games this spring

GAMES WITH 2 OR MORE HOME RUNS BY A JAGUAR

#	Date	Player	Opponent
3	4/28/18	Kamdyn Kvistad	Coastal Carolina
2	4/14/22	<b>GABBY STAGNER</b>	<b>LOUISIANA</b>
2	3/6/22	Victoria Ortiz	Dartmouth
2	2/26/21	Kamdyn Kvistad	Missouri
2	4/20/19	Victoria Ortiz	ULM
2	3/2/19	Kamdyn Kvistad	Savannah State
2	4/11/18	Katelyn Gruich	Southern
2	4/23/17	Savanna Mayo	ULM
2	4/3/15	Kaitlyn Griffith	UTA
2	3/28/15	Kaitlyn Griffith	Georgia State
2	2/21/15	Kaitlyn Griffith	Ball State
2	4/5/14	Amanda Minahan	Texas State
2	4/20/13	Haley Fagan	ULM
2	3/16/13	Brittany Fowler	Louisiana
2	3/7/12	Brittany Fowler	Southeastern Louisiana
2	4/3/11	Brittany Fowler	Middle Tennessee
2	2/12/11	Jenny Stevens	Alabama State
2	2/12/11	Christin Crocker	Alabama State
2	2/27/09	Christin Crocker	New Mexico State
2	2/18/07	Corey Race	Jacksonville State

GAMES WITH 2 OR MORE HOME RUNS BY AN OPPONENT

#	Date	Player	Opponent
3	4/28/23	Hannah Borden	Southern Miss
2	3/29/24	<b>Sara Vanderford</b>	<b>Texas State</b>
2	3/9/24	<b>Sydney Gray</b>	<b>Nebraska</b>
2	2/10/24	<b>Kara Daly</b>	<b>Missouri</b>
2	5/6/22	Taylor McKinney	Troy
2	2/12/22	Georgia Clark	LSU
2	2/12/22	Shelbi Sunseri	LSU
2	4/6/19	Kassidy Smith	Coastal Carolina
2	4/28/18	Courtney Dean	Coastal Carolina
2	3/24/18	Megan Litumbe	Georgia State
2	2/21/18	Jessie Warren	Florida State
2	3/25/17	DJ Sanders	Louisiana
2	2/27/09	Kaitlin Cochran	Arizona State
2	2/22/09	Quaneisha Limbrick	Alabama State
2	4/21/07	Monique White	Florida International
2	4/7/07	Megan Miller	ULM
2	3/24/07	Martha Davis	Middle Tennessee

DOING IT IN THE CLASSROOM

- Once again, South Alabama softball student-athletes were recognized for their efforts in the class room as 13 members from the 2023 roster were named All-America Scholar Athletes by the Easton/National Fastpitch Coaches Association (NFCA)
- Over the course of head coach Becky Clark's tenure, South has had 140 selections on the list
- The individual award is given to student-athletes that acquire a 3.5 grade-point average or higher during said academic year
- Among the 2,515 Division I honorees, representing South Alabama on the list were Brooklynn Bochaus, Marlayna Capaldi, Rachel Everett, Jenna Hardy, Kaitlyn Hughes, Meredith Keel, Emma Kropp, Hannah Ogea, Victoria Ortiz, Gabby Stagner, Bailey Welch and Sasha Willems
- The Jags look to have another solid year in the classroom for the 2023-24 academic year as the club posted a program-best 3.5 GPA during the fall semester
- Six members of the roster recored a 4.0 GPA with 87% of team above a 3.0 GPA
- Sixty-three percent of the roster was selected to the Dean's list

NFCA ALL-AMERICA SCHOLAR TEAMS

2022-23	102nd	3.461
2021-22	31st	3.581
2020-21	74th	3.531
2019-20	N/A	-
2018-19	130th	3.121
2017-18	79th	3.321
2016-17	91st	3.304
2015-16	66th	3.289
2014-15	75th	3.217
2013-14	28th	3.425
2012-13	60th	3.285
2011-12	37th	3.320
2010-11	49th	3.278
2009-10	N/A	-
2008-09	N/A	-
2007-08	55th	3.18

# JAGUAR FIELD

Jaguar Field has been home to the South Alabama softball program since its inception in the spring of 2007. South Alabama won its first-ever game on its home field, defeating Grambling State 13-1 in five innings on February 24, 2007.

The field dimensions of the facility are 200 in both corners and 220 in center field. The facility was expanded to a permanant seating capacity of 1,050 at the beginning of the 2015 campaign. The renovation also saw the construction of a brand new press box that houses two radio booths, a television broadcast booth and a press row/game operations area, as well as the renovation of both the first and third base dugouts.

With its renovation following the 2014 season, the site also now includes one of the top covered hitting facilities in the Southeast that has three pitching rubbers, three cage areas, four tee stations and a video analysis room, along with a pair of storage areas.

There are also two wooden deck areas out behind the left field and left center field walls for general admission seating.

South Alabama has hosted the Sun Belt Conference Championships on three different occasions (2022, 2016 and 2010). Jaguar Field also served as one of the 16 regional sites during the 2013 NCAA tournament where USA was the No. 14 national seed and hosted Florida State, Mississippi State and Mississippi Valley State.

South Alabama has welcomed several Top 25 programs to Jaguar Field and captured the program's first win over a ranked team back on April 15, 2007 when the Jags defeated No. 19 Louisiana 8-0 in five innings.

USA recorded five wins over Top 25 opponents during the 2013 season - No. 22/25 Louisiana (2), No. 12/13 LSU and Florida State both during the regular season and in the NCAA Regional.

The largest crowd to ever attend a game at Jaguar Field came on February 8, 2009 when the Jaguars hosed third-ranked Alabama before an announced crowd of 1,463.

## JAGUAR FIELD – SOUTH ALABAMA TEAM RECORDS

<b>HITTING</b>		
<b>Most At-Bats - 40</b> vs. Troy, 5/4/08	<b>Most Stolen Bases - 8</b> vs. Mississippi Valley State, 2/17/23	
<b>Most Runs - 18</b> vs. Evansville, 2/19/11	<b>PITCHING</b>	
<b>Most Hits - 20</b> vs. Alabama AGM, 4/17/07	<b>Most Strikeouts [7 inn. gm] - 17</b> vs. Troy, 5/7/16	
<b>Most Doubles - 6</b> vs. Georgia State - Gm 2, 3/24/18	<b>Most Strikeouts - 20</b> vs. Middle Tennessee, 3/27/10 [10 inn.]	
<b>Most Triples - 3</b> vs. Nicholls State, 3/6/13	<b>MISCELLANEA</b>	
<b>Most Home Runs - 4 (2 times)</b> vs. UTA, 4/3/15 vs. Louisiana, 4/14/22	<b>Biggest Deficit Overcome - 6 runs</b> vs. ULM, 4/10/10	
<b>Most RBI - 16 (4 times)</b> vs. Alabama AGM, 4/17/07 vs. Evansville, 2/19/11 vs. Western Kentucky, 3/19/11 vs. Southeastern Louisiana, 3/7/12	<b>Most Runs Scored in an Inning - 14</b> vs. Evansville (4 inn.), 2/19/11	
	<b>Most Runners Left On Base - 14 (3 times)</b> vs. Southern Mississippi, 3/26/07 vs. Memphis, 2/7/09 vs. Oklahoma State, 2/13/15	

## YEAR-BY-YEAR ATTENDANCE

SEASON	G	ATTENDANCE	AVG	OVERALL	PCT.	SBC	PCT.
2007	20	4,079	203	13-7	.650	4-7	.364
2008	19	3,615	190	11-8	.579	5-7	.417
2009	23	4,898	222	11-12	.478	3-7	.300
2010	21	3,699	176	11-10	.524	6-5	.546
2011	21	4,068	193	13-8	.619	7-5	.583
2012	20	6,956	347	16-4	.800	10-1	.909
2013	25	15,027	601	20-5	.800	8-3	.727
2014	18	11,872	659	16-2	.888	9-2	.818
2015	22	10,277	467	17-5	.773	7-2	.778
2016	27	11,352	493	19-8	.704	12-0	1.000
2017	27	15,901	589	20-7	.741	6-7	.462
2018	19	10,666	561	14-5	.737	11-3	.786
2019	24	11,744	489	11-13	.458	3-10	.231
2020	12	4,581	382	6-6	.500	2-1	.667
2021	20	3,800	200	15-5	.750	7-2	.778
2022	16	5,716	357	10-6	.625	8-4	.667
2023	23	9,735	423	20-3	.870	12-0	1.000
2024	14	6,078	434	6-8	.429	3-6	.333
17 Seasons	371	144,064	388	249-122	.671	124-70	.639

## TOP 20 JAGUAR FIELD CROWDS

	ATTENDANCE	OPPONENT	DATE	RESULT	SCORE
1.	1,463	No. 3 Alabama	2/8/09	L	1-7
2.	1,379	No. 19 Florida State / Mississippi State	5/18/12	L / W	1-2 / 3-0
3.	1,157	Mississippi Valley State	5/17/13	W	10-0 (6)
4.	1,152	No. 10 Alabama	2/8/18	L	0-1
5.	1,088	No. 3 Alabama	2/5/15	L	1-2
6.	1,076	No. 19 Florida State (2 gms)	5/19/13	W / L	3-0 / 6-7 (8)
7.	1,019	Mississippi / Lamar	2/16/13	W / W	4-2 / 8-0
8.	931	Troy (OH)	5/3/14	L / W	0-1 / 3-2
9.	929	No. 7 Florida State	2/21/18	W / L	3-1 / 1-14 (5)
10.	900	No. 3 Alabama	2/11/12	L	1-12 (5)
11.	892	No. 12 LSU	3/27/13	W	12-5
12.	892	No. 25 Florida State	4/10/13	W	4-0
13.	864	Austin Peay	2/9/14	W	12-0 (5)
14.	847	Mississippi State	2/19/16	L	2-4 (8)
15.	828	Mississippi State	4/9/14	W	3-2
16.	819	McNeese State / Syracuse	2/8/14	W / W	4-1 / 8-0 (5)
17.	818	Houston Baptist / Jacksonville St.	2/11/17	W / W	6-1 / 1-0
18.	781	Texas State / ULM	5/12/16	L / W	0-5 / 5-3
19.	750	Louisiana	3/15/24	L	2-3
20.	715	Central Arkansas	2/10/17	W	2-0

% - Session of 2016 Sun Belt Conference Championships  
! - Session of 2013 NCAA Regional

## JAGUAR FIELD – SOUTH ALABAMA INDIVIDUAL RECORDS

<b>HITTING</b>	
<b>Most Runs - 4 (3 times)</b> Christin Crocker, vs. Evansville, 2/19/11 Hailey Hopkins, vs. Evansville, 2/19/11 Jenny Stevens, vs. Western Kentucky, 3/19/11	
<b>Most Hits - 5 (2 times)</b> Evelyne Pare, vs. ULM, 4/5/08 Emily Messer, vs. Southern Mississippi, 2/21/16	
<b>Most HRs - 2 (6 times)</b> Brittany Fowler, vs. Southeastern Louisiana, 3/7/12 Brittany Fowler, vs. Louisiana, 3/16/13 Kaitlyn Griffith, vs. Ball State, 2/21/15 Katelyn Gruich, vs. Southern, 4/11/18 Gabby Stagner, vs. Louisiana, 4/14/22 Victoria Ortiz, vs. Troy, 5/6/23	
<b>Most RBI - 6 (4 times)</b> Britany Campbell, vs. Southeastern Louisiana, 3/7/12 Kaitlyn Griffith, vs. Ball State, 2/21/15 Kamdyn Kvistad, vs. Georgia State - Gm 2, 3/24/18 Dayla Gulleddge, vs. Stephen F. Austin, 2/22/19	
<b>Most Total Bases - 10 (3 times)</b> Brittany Fowler, vs. Louisiana, 3/16/13 Kaitlyn Griffith, vs. Ball State, 2/21/15 Katelyn Gruich, vs. Southern, 4/11/18	
<b>Most SB - 4</b> Evelyne Pare, vs. Northwestern State, 3/25/08	
<b>PITCHING</b>	
<b>Most Strikeouts [7 inn. gm] - 18</b> Devin Brown, vs. Troy, 5/7/16	
<b>Most Strikeouts - 20</b> Beth Pilgrim, vs. Middle Tennessee, 3/27/10 [10 inn.]	
<b>Perfect Games - 3</b> Hannah Campbell Hannah Campbell Devin Brown vs. Mississippi Valley State, 5/17/13 vs. Nicholls State, 3/12/14 vs. ULM, 3/20/16	
<b>No-Hitters - 9</b> Beth Pilgrim Farish Beard Hannah Campbell Farish Beard Devin Brown Devin Brown Devin Brown Olivia Lackie Olivia Lackie and Madison Dagle Olivia Lackie vs. Saint Louis, 3/12/09 vs. Troy, 4/24/13 vs. Mississippi Valley State, 5/17/13 vs. Georgia Southern, 4/11/15 vs. ULM, 3/20/16 vs. Kennesaw State, 4/30/16 vs. Tennessee Tech, 2/24/17 vs. Appalachian State, 3/14/21 vs. Mississippi Valley State, 2/17/23 vs. Missouri State, 2/18/23	

SOUTH ALABAMA NOTES

SEE YOU IN 2025 #FUTUREJAGS

This fall, South Alabama softball head coach Becky Clark announced the announced the addition of nine players - Kooper Barnes (Roca, Neb.), Ashleia Coble (Columbia, Tenn.), Morgan Hall (Hockessin, Del.), Brea Holley (Pensacola, Fla.), Presley Lively (Helena, Ala.), Sydney Scapin (Pensacola, Fla.), Katie Schuler (Huntsville, Ala.), Ansleigh Smith (Ashford, Ala.) and Gracie Ward (Slocomb, Ala.) - to the 2024-25 signing class . The group will join the 2024 roster.

Kooper Barnes

6-0 | L-L | LHP

Roca, Neb. | Lincoln East HS | Building Champions Peppers

Barnes has lettered the last four seasons in softball at Lincoln East High School in Lincoln, Neb., where she has helped the Spartans to four-straight district championships and state tournament appearances, and a state runner up finish in 2021. Along with her time in the circle, the left-hander has also played at first base and in the outfield. Over the course of her prep career, Barnes has compiled a 130-39 record in the circle.

As a junior, Barnes posted a 30-9 record and struck out 156 batters in her 122 innings of work, while recording a 2.20 earned run average. Her 156 strike outs were fourth-most in a season at Lincoln East. She held batters to a .206 batting average and with runners in scoring position, limited the competition to a .192 average. Barnes also tossed six no-hitters during the 2023 season.

Ashleia Coble

5-11 | R-R | RHP

Columbia, Tenn. | Zion Christian Academy | Alabama Sparks Elite

Coble joined the varsity team as an eighth grader at Zion Christian Academy in Columbia, Tenn., where she helped the Eagles capture back-to-back Tennessee State Independent Athletic Association state championships (2022 and '23). Since joining the varsity squad, Coble has posted 499 strikeouts in 268 innings of work in the circle, and has compiled 35 wins and a .455 batting average at the plate.

A threat both at the plate and in the circle for Zion Christian, Coble batted .429 in 35 games with 48 hits, 46 runs and 35 RBI as a junior. She recorded 23 extra-base hits - eight doubles, six triples and nine home runs - and 14 stolen bases. Coble also went 8-2 in the circle with a 2.18 earned run average, while striking out 140 batters in 74 innings of work.

As a sophomore during the 2022 season, Coble batted .472 with 42 hits, to go along with 45 runs scored and 40 RBI, and had 26 extra-base hits with 13 doubles, five triples and eight home runs. She went 11-1 in the circle with a 1.20 ERA, holding opponents to a .122 batting average and striking out 167 batters in 76 innings, the latter two stats both single-season marks at Zion Christian.

Morgan Hall

5-6 | R-R | C

Hockessin, Del. | St. Mark's HS | Intensity Premier KOD

Hall - who has an average pop time of 1.7 seconds - has been ranked as a Top 100 player three times during her career by Extra Innings Softball, as she was ranked 17th at her position by the organization in 2022 and the 30th in 2021. She has also been ranked as one of the Top 5 catchers in the Northeast, as well as twice been named to the All-American Watch List by Premier Girls Fastpitch.

Hall signed with the Jags after starting the past three seasons at St. Mark's High School in Hockessin, Del., where she was also named team captain. During her time with the Spartans, she has led them to conference titles as a junior and sophomore, while also three consecutive playoff appearances, where they advanced to the quarterfinals in 2023.

She has earned all-conference honors each of the last three seasons, while also earning second-team all-state honors at catcher as a freshman, and first-team accolades at the position as a junior, as well as receiving the DJAA Scholar Athlete Award that season.

Between her freshman-junior seasons, Hall has batted .425 with 73 hits, 32 doubles, four triples and six home runs, while catching 360 innings and throwing out 23 attempted base stealers for a 67 percent caught stealing rate.

Brea Holley

5-7 | R-R | C

Pensacola, Fla. | West Florida HS | So Cal Athletics

Like Scapin, Holley has lettered at West Florida High School in Pensacola, Fla., where she has helped the Jaguars to a pair of 4A District 1 Championships (2022 and 2021), along with a 4A Regional runner up finish in 2022.

Holley holds the program record for runners caught stealing with 23 over the last three seasons. She is also the school record holder for most runners caught stealing in one season with 12.

In 2023, Holley was named first-team all-area by the Pensacola News Journal and was named the team MVP. Her .486 batting average ranked in the Top 30 in Class 4A and her .716 slugging percentage was 33rd best. She had a 13-game hitting streak to end the season. During her sophomore season, she threw out 12 of the 14 runners attempting to steal and committed just two errors in 351 defensive opportunities.

Presley Lively

5-4 | L-L | OF

Helena, Ala. | Helena HS | Alabama Sparks Elite

Lively - a two-sport athlete at Helena High School in Helena, Ala. - helped lead the Huskies to three-straight area championships, as well as three-straight 6A tournament appearances, including a Final Four appearance (2021) and a runner up finish (2022) at the tournament.

For her career, Lively holds a .480 batting average with 159 hits, 137 runs scored and 107 stolen bases for the Huskies.

Following the 2023 season, she was named Class 6A First-Team All-State by the Alabama Sports Writers Association, AL.com Birmingham Region Softball Terrific 20, as well as the Shelby County Hitter of the Year. Lively was also selected to compete for the North Team at the 27th annual AHSAA North-South All-Star softball competition. Lively was named the Shelby County hitter of the year after batting a region-best .535, while she was second-best in the region with 65 runs scored, 76 hits, 31 RBI, seven doubles, five triples and two home runs. The outfielder also was a region-best 67-of-71 in her stolen base opportunities, while posting a .602 on-base and a 1.300 OPS.

She set the single-season marks in stolen bases and runs scored in 2023, as well as the career stolen base mark at Helena. Lively also holds the career digs mark for the Huskies with 1,438.

As a sophomore, Lively was a second-team all-state selection and the AL.com Birmingham Region Softball Terrific 20, while being ranked No. 26 nationally by Extra Innings Softball. She batted .476 with 69 hits in 145 at-bats, and scored 52 runs that season with 17 RBI, five doubles, seven triples and a home run, and had 27 stolen bases.

Cadence Williams

6-0 | Pitcher

Rising Sun, Md. | Rising Sun High School | Intensity

Williams - a 6-foot right-hander from Rising Sun High School in Rising Sun, Md. - was ranked No. 51 with Extra Innings Elite 100 in 2022, a year after being ranked as the 13th-best player in the country by the organization.

As a junior, Williams finished with a 7-3 record with three shutouts and struck out 112 batters in 64.1 innings in the circle as she held opponents to a .187 batting average. She also batted .328 with nine doubles and scored nine runs.

During her sophomore season, Williams went 5-0 with 0.62 ERA, and struck out 78 and only issued eight free passes in 34 innings of work, while allowing just three earned runs. She tossed four shutouts and threw a perfect game against Fallston in 2021. Offensively, Williams batted .467 with six doubles and four home runs, while she scored 16 runs and posted an .867 slugging percentage.

Sydney Scapin

5-7 | R-R | RHP

Pensacola, Fla. | West Florida High School | So Cal Athletics

Scapin has lettered at West Florida High School in Pensacola, Fla., where she has helped the Jaguars to a pair of 4A District 1 Championships (2022 and 2021), along with a 4A Regional runner up finish in 2022.

During the 2023 season, Scapin went 7-2 in the circle in her 18 appearances where she posted a 1.55 earned run average and struck out 205 batters in 85.2 innings of work. She allowed just 32 hits to the 357 batters faced and held opponents to a .108 batting average. Scapin also represented Greece in the Senior Women's division in the Canada Cup during the summer.

As a sophomore at WFHS in 2022, Scapin was named MaxPreps Under-class All-American First Team, which highlighted the top 32 freshman and sophomores in the United States, as well as the Pensacola News Journal Co-Pitcher of the Year. She posted an outstanding 1.05 earned run average, struck out 331 in 153 innings of work, and held opponents to a .101 batting average, while recording a pair of no-hitters. Scapin had 19 games of double-digit strikeouts. She had 22 strikeouts in a 10-inning 1-0 victory over Gulf Breeze HS that season and struck out 27 in 10.2 innings of work vs. Tate HS. Scapin pitched 16.1 innings and struck out 37 in a 4-3 playoff victory over Bishop Kenny HS as she helped the Jags advance to the Class 4A Regional Final. Along with her 37 strikeouts, she registered a two-run double to tie the game (3-3) and then scored the game-winning run. She struck out 17 in a seven-inning, no-hit victory over Arnold HS and also tossed a no-hitter in a 1-0 victory over Choctawhatchee HS.

At the plate, she batted .362 / .531 SLG / .926 OPS with 11 doubles and 20 runs scored, and was a member of Team Greece during the Triple Crown International Challenge (Denver, Colo.) in late June

During the 2021 season, Scapin earned first-team all-state honors after going 9-5 with an 0.95 ERA. She struck out 200 in 103.1 innings allowing just 14 earned runs and held opponents to a .126 batting average. Scapin struck out 18 in a seven-inning, complete-game, one-hitter vs. Baker County HS, and had 10 other outings with 10 or more strikeouts. She held opponents to two or fewer hits in nine of her starts, and tossed a pair of no-hitters. She struck out 15 and nearly recorded a perfect game in a 12-0, five-inning victory over Pensacola Catholic.

Katie Schuler

5-6 | R-R | INF/UTL

Huntsville, Ala. | Huntsville HS | Alabama Sparks Elite

Schuler began playing with the varsity club at Huntsville High School in Huntsville, Ala., as an eighth grader. Over the course of her career, the two-time 7A all-state selection holds a .435 batting average with 38 home runs - which is a program record - and has driven in 151 runs.

As a junior, Schuler was a Class 7A Second-Team All-State selection by the Alabama Sports Writers Association, and was named the Panthers' Offensive Player of the Year. She set the single-season record at HHS with 16 home runs that same season.

During the 2021 season, Schuler earned first-team 7A all-state honors from the ASWA at the designated player position. In 51 games, she batted .453 with 67 hits, and scored 38 runs, while driving in 54. Of her 67 hits, 32 went for extra bases as she had 14 doubles, four triples and 14 home runs.

Ansleigh Smith

5-6 | R-R | C/UTL

Ashford, Ala. | Houston Academy | Georgia Impact Premier

Smith has been a member of varsity club since eighth grade at Houston Academy in Ashford, Ala., where she holds a .415 batting average over that stretch, recording 199 hits, 137 runs scored, 124 RBI, 27 doubles, 11 triples. Defensively, she holds a .987 fielding percentage, and has caught 47 runners stealing and picked off 21 runners - both of which are program records. She also holds the single-season record for the two categories at Houston Academy.

As a junior, Smith helped the Raiders (47-9) to a runner-up finish at the 4A state tournament where she was named to the AHSAA all-tournament team. She was also a Class 4A honorable mention all-state selection by the ASWA, where in 55 games she batted .430 and had a .609 slugging percentage. Smith recorded 65 hits, 44 runs scored and 64 RBI, and had 22 extra-base hits with 17 doubles and five triples. Smith posted 19 multi-hit games during the season and she also stole 16 bases, while committing just one error in 381 total defensive chances for a .997 fielding percentage.

During the 2022 season, Smith led Houston Academy (48-13-1) to Class 3A state title - the program's first championship - and batted .343 with 46 hits, 23 runs scored and 33 RBI. As a freshman, she batted .456 with 78 hits in 171 at-bats. Smith also scored 53 runs and drove in 32 to go along with her 13 doubles and four triples during the 2021. The 78 hits that season were a new single-season record for the Raiders.

Gracie Ward

5-6 | L-R | OF

Slocomb, Ala. | Slocomb HS | Southern Steal

Ward has been a member of the varsity team at Slocomb High School in Slocomb, Ala., since seventh grade where she has been a three-time all-state selection. During that time, Ward has produced a .411/.511/.778 slash line, 25 home runs and 150 RBI.

As a junior, Ward hit .463 to go along with a .564 on-base percentage, a .887 slugging percentage and a 1.458 OPS. She scored 31 runs, hit six home runs and drove in 37, while earning 4A Second-Team All-State selection by Alabama Sports Writers Association. She was also selected to compete for the South Team at the 27th annual AHSAA North-South All-Star softball competition, and was an honorable mention selection on the Dothan Eagle Super 12.

During the 2022 season, Ward was a 3A second-team all-state selection as a utility player and was named to the Dothan Eagle Super 12. Ward earned honorable mention all-state honors in 2021 and was an honorable mention selection to the Dothan Eagle Super 12.





# BECKY CLARK

## HEAD COACH | MOBILE, '95

20th Season of her Career (19th Competitive)  
17th Season at South Alabama (16th Competitive)

Five NCAA Regional Appearances  
Three Sun Belt Tournament Championships



### CLARK'S LEDGER

**EDUCATION**  
Mobile - B.A. in English and a minor in marketing - 1991  
Mobile - M.A. in education - 1995

**PLAYING EXPERIENCE**  
Troy, 1990-91  
Mobile, 1992-95

**ACCOLADES AS A PLAYER**  
- 1993 National Association of Intercollegiate Athletics All-District Team  
- 1993 NAIA Academic All-American  
- 1994 NAIA All-District Team  
- 1994 NAIA Academic All-American

HEAD COACHING EXPERIENCE			
Year	School	Record	Position
2003-05	Mobile	156-33-1	Head Coach
2006-Pres.	South Alabama	555-360-2	Head Coach

**COACHING HONORS**  
**AT MOBILE**  
- NAIA Regional Coaching Staff of the Year - 1998  
- Region XIII runner-up Coach of the Year - 2003  
- Gulf Coast Athletic Conference Coach of the Year - 2003, '04

**AT SOUTH ALABAMA**  
- Sun Belt Conference Coach of the Year - 2011, 2022, 2023  
- National Fastpitch Coaches Association South Region Coaching Staff of the Year - 2013

**PROGRAM HIGHLIGHTS**  
**AT MOBILE**  
- Gulf Coast Athletic Conference Championships - 2003, '04, '05  
- NAIA National Tournament Appearances - 2003, '04, '05  
- NAIA National Tournament Runner Up - 2003

**AT SOUTH ALABAMA**  
- NCAA Regional Appearances - 2012, '13, '14, '15, '21  
- No. 14 National Seed in the NCAA tournament - 2013  
- Sun Belt Conference Tournament Champions - 2012, '13, '15

MILESTONE WINS AT SOUTH ALABAMA				
Win	Date	Opponent	Location	Score
1*	2/17/07	Belmont	Jacksonville, Ala.	12-0 (5 inn.)
50	3/21/08	Middle Tenn.	Mobile, Ala.	2-0
100	4/7/10	UAB	Birmingham, Ala.	2-1
200	3/3/13	Samford	Birmingham, Ala.	4-0
300	4/4/15	UT Arlington	Arlington, Texas	9-1
400	3/28/18	McNeese St	Mobile, Ala.	9-6
500	2/24/23	Furman	Mobile, Ala.	3-2

\*Also program's first win.

**PLAYER ACCOLADES UNDER CLARK**  
**AT MOBILE**  
- Gulf Coast Athletic Conference Players of the Year - 2  
- Gulf Coast Athletic Conference Pitchers of the Year - 3  
- NAIA All-American Selections - 15  
    First-Team (6); Second-Team (6); Honorable Mention (3)  
- NAIA Pitcher of the Year (Missy Passley - 2003)  
- NAIA Scholar All-American Selections - 3

**AT SOUTH ALABAMA**  
- National Fastpitch Coaches Association (NFCA)  
    All-American Selections - 2  
- NFCA All-Region Selections - 21  
- NFCA All-America Scholar Athletes - 140  
- All-Sun Belt Conference Selections - 64  
    First Team - 30  
    Second Team - 34  
- Sun Belt Conference Pitcher of the Year (Olivia Lackie - 2023)  
- All-Sun Belt Conference Tournament Selections - 23  
- Sun Belt Conference Commissioner's List Selections - 160  
- Sun Belt Conference Academic Honor Roll Selections - 109  
- Louisville Slugger / NFCA Pitcher of the Week Selections - 1  
- Wilson / NFCA Pitcher of the Week Selections - 1  
- Sun Belt Conference Pitcher of the Week Selections - 37  
- Sun Belt Conference Player of the Week Selections - 23  
- Players drafted professionally - 6  
    National Pro FastPitch (NPF) - 4  
    American Softball Association (ASBA) - 2

### CLARK'S RECORD BREAKDOWN

Overall for Career.....	711-393-3
Overall at South Alabama.....	555-360-2
Home Games.....	249-122
Road Games.....	169-158-1
Neutral Games.....	136-79-1
Vs. USAToday/NFCA Ranked Teams.....	29-93-1
Vs. ESPN.com/USA Softball Ranked Teams.....	26-73-1
Vs. Softball America Ranked Teams.....	10-27-1
Vs. DII Softball Ranked Teams.....	10-21-1
As a ranked team.....	113-34
Vs. Non-Conference Foes (Regular Season).....	303-178-2
Vs. Sun Belt Teams.....	252-179
In Sun Belt Games (Regular Season).....	226-158
Sun Belt Tournament.....	26-21
NCAA Regionals.....	10-10
NCAA Super Regionals.....	0-0
NCAA College World Series.....	0-0
In February.....	157-105-1
In March.....	187-110-1
In April.....	150-100
In May.....	61-46
One-Run Games.....	112-117
Two-Run Games.....	88-65
Extra-Inning Games.....	38-30-1
Run-Rule Games.....	118-25

### CLARK VS. 2024 OPPONENTS

Opponent	Games	W-L-T	Pct.	First	Last	H	A	N
Alabama	17	2-15	.118	2008	2024	0-3	2-11	0-1
Appalachian State	30	26-4	.867	2015	2024	13-2	11-2	2-0
Arkansas	2	1-1	.500	2024	2024	--	1-1	--
Arizona	1	0-0-1	.500	2024	2014	--	--	0-0-1
Central Arkansas	8	8-0	1.000	2010	2024	5-0	--	3-0
Central Michigan	1	1-0	1.000	2024	2024	1-0	--	--
Charlotte	1	0-1	.000	2024	2024	--	--	0-1
Eastern Kentucky	2	0-2	.000	2015	2024	0-1	--	0-1
Georgia Southern	28	20-8	.714	2015	2024	13-2	6-6	1-0
Georgia State	26	18-8	.692	2013	2023	11-3	5-4	2-1
James Madison	3	1-2	.333	2019	2024	--	--	1-2
Louisiana	59	11-48	.186	2007	2024	6-20	2-24	3-4
McNeese State	13	8-5	.615	2010	2024	4-2	2-3	2-0
Mississippi State	12	6-6	.500	2009	2023	2-3	4-3	--
Missouri	4	0-4	.000	2020	2024	0-1	--	0-3
Nebraska	1	0-1	.000	2024	2024	--	--	0-1
North Carolina Central	1	1-0	1.000	2024	2024	--	--	1-0
Northern Illinois	1	1-0	1.000	2024	2024	1-0	--	--
Northern Iowa	5	2-3	.400	2021	2024	--	--	2-3
Notre Dame	2	1-1	.500	2020	2024	--	--	1-1
Saint Francis	1	1-0	1.000	2024	2024	--	--	1-0
South Carolina	3	2-1	.667	2015	2024	--	2-0	0-1
Southeastern Louisiana	15	13-2	.867	2007	2024	6-0	6-2	1-0
Southern Miss	26	19-6-1	.745	2007	2023	9-2	9-4-1	1-0
St. John's	3	3-0	1.000	2010	2024	--	--	3-0
Texas State	31	11-20	.355	2014	2024	3-10	6-9	1-1
Troy	49	31-18	.633	2007	2023	17-7	14-10	0-1
UAB	16	13-3	.813	2007	2024	6-1	6-2	1-0
ULM	55	46-9	.836	2007	2024	17-4	24-5	5-0
UMass	1	1-0	1.000	2024	2024	--	--	1-0



### CLARK'S YEAR-BY-YEAR

Season	School	Conference Champs	Record	Conference Record	Postseason
2003	Mobile	Regular Season	56-7-1		NAIA Tournament*
2004	Mobile	Regular Season	49-13		NAIA Tournament
2005	Mobile	Regular Season	51-13		NAIA Tournament
2006	South Alabama	Started Program - No Competitive Season			
2007	South Alabama		36-23	12-11	
2008	South Alabama		22-31	6-18	
2009	South Alabama		27-28-1	9-12	
2010	South Alabama		21-24	8-10	
2011	South Alabama		37-17	14-10	
2012	South Alabama	Tournament	41-17	17-7	NCAA Regional
2013	South Alabama	Tournament	48-9	17-3	NCAA Regional
2014	South Alabama		42-14	15-6	NCAA Regional
2015	South Alabama	Tournament	40-13	16-4	NCAA Regional
2016	South Alabama		33-18	17-6	
2017	South Alabama		35-20	15-12	
2018	South Alabama		29-27	13-13	
2019	South Alabama		18-31	7-20	
2020	South Alabama		8-17	2-1	
2021	South Alabama		31-21	13-9	NCAA Regional
2022	South Alabama		25-21	16-6	
2023	South Alabama		39-14	20-4	
2024	South Alabama		29-15-1	9-6	
			711-393-3	226-158	

\* - National Runner Up

2024 SOUTH ALABAMA ROSTER

NUMERICAL

No.	Name	B-T	HT	POS.	CL	HOMETOWN (HIGH SCHOOL / LAST SCHOOL)
0	Tori Miller	R-R	5-9	P	So.	Harrah, Okla. (Harrah High School / Coastal Carolina)
1	Olivia Branstetter	R-R	5-5	INF	Fr.	Liberty, Mo. (Liberty High School)
2	Erin McGlothlin	L-R	5-6	OF	R-So.	Homestead, Fla. (Keys Gate Charter School)
4	Brooklynn Bockhaus	R-R	5-7	OF/UTL	So.	Haughton, La. (Haughton High School)
5	Sidney Lee	R-R	5-7	C/INF	Jr.	Dadeville, Ala. (Lee-Scott Academy / Lee University)
7	Molly Pitts	R-R	5-7	C	Fr.	Mobile, Ala. (Mobile Christian School)
8	Cadence Williams	R-R	6-0	P	Fr.	Rising Sun, Md. (Rising Sun High School)
9	Stephanie Gonzalez	R-R	5-5	UTL	Jr.	Pembroke Pines, Fla. (Pembroke Pines Charter High School)
10	Gracie Tentinger	R-R	5-8	INF	Jr.	Meridian, Idaho (Mountain View High School / College of Southern Idaho)
11	Marley Sims	L-R	5-2	INF	Sr.	Gulfport, Miss (West Harrison High School / Chipola College)
12	Ryley Harrison	R-R	6-0	P	Fr.	Fairhope, Ala. (Fairhope High School)
13	Gabby Stagner	R-R	5-8	INF	Jr.	Mobile, Ala. (Faith Academy)
14	Bailey Welch	L-R	5-6	OF	Sr.	Hueytown, Ala. (Bessemer Academy)
15	Caitlyn Gavin	R-R	5-5	INF	Fr.	Jay, Fla. (Jay High School)
18	Mackenzie Brasher	L-R	5-6	OF	Gr.	Orange Beach, Ala. (Gulf Shores High School)
19	Sasha Willems	R-R	5-4	C	Sr.	Sydney, NSW, Australia (Woolooware High School / Howard College)
21	Sophia Mendoza	R-R	5-7	C/INF	So.	Lehigh Acres, Fla. (Riverdale High School)
22	Madison Lagle	L-L	5-11	P	So.	Glen St. Mary, Fla. (Baker County High School)
24	Shelby Garrett	R-R	5-6	INF	R-So.	Frostproof, Fla. (Frostproof Middle Senior High School)
27	Odalys Cordova	R-R	5-4	INF	R-Sr.	Orlando, Fla. (Timber Creek High School / College of Central Florida)
33	Amity White	L-R	5-3	OF	Fr.	Brundidge, Ala. (Pike County High School)
44	Marlayna Capaldi	R-R	5-5	INF	So.	Wilmington, Del. (Charter School of Wilmington)
99	Olivia Lackie	R-R	6-0	P	Sr.	Walker, La. (Holden High School)

ALPHABETICAL

No.	Name
4	Brooklynn Bockhaus
1	Olivia Branstetter
18	Mackenzie Brasher
44	Marlayna Capaldi
27	Odalys Cordova
24	Shelby Garrett
15	Caitlyn Gavin
9	Stephanie Gonzalez
12	Ryley Harrison
99	Olivia Lackie
22	Madison Lagle
5	Sidney Lee
2	Erin McGlothlin
21	Sophia Mendoza
0	Tori Miller
7	Molly Pitts
11	Marley Sims
13	Gabby Stagner
10	Gracie Tentinger
14	Bailey Welch
33	Amity White
19	Sasha Willems
8	Cadence Williams

COACHING STAFF

**Head Coach:** Becky Clark (Mobile, 1995 - 18th Season)  
**Senior Associate Head Coach:** Kristina McCain (Auburn, 2011 - 15th Season)  
**Associate Head Coach:** Hannah Campbell (South Alabama, 2014 - Ninth Season)  
**Assistant Coach:** Jayden Mount (ULM, 2020 - Second Season)  
**Chief of Staff:** Meredith Frisbey (Mobile, 2005 - 17th Season)  
**Director of Leadership and Wellness:** Meredith Keel (South Alabama, 2023 - First Season)  
**Director of Player Development:** Kelly Horne (Troy, 2023 - First Season)  
**Director of Athletic Performance:** Caryson Bates (Florida State, 2021 - First season)  
**Student Manager(s):** Rachel Everett, Carly Woods and Chandler Ming

PRONUNCIATION GUIDE

Brooklynn Bockhaus	Bock-house	Gracie Tentinger	Tent-EN-ger
Olivia Branstetter	Bran-stet-ter	Amity White	AM-ah-tee
Marlayna Capaldi	KUH-PAL-DEE	Sasha Willems	Sah-shuh Will-UHms
Odalys Cordova	OH-Dall-as	Cadence Williams	KAY-dence
Madison Lagle	Lay-gull		
Erin McGlothlin	Mc-gloth-LIN		
Gabby Stagner	Stag-NER		

ROSTER BREAKDOWN

BY CLASS

SENIORS | 6

Mackenzie Brasher, Odalys Cordova (RS), Olivia Lackie, Marley Sims, Bailey Welch, Sasha Willems

JUNIORS | 4

Stephanie Gonzalez, Sidney Lee, Gabby Stagner, Gracie Tentinger

SOPHOMORES | 7

Brooklynn Bockhaus, Marlayna Capaldi, Shelby Garrett (RS), Madison Lagle, Erin McGlothlin (RS), Sophia Mendoza, Tori Miller

FRESHMEN | 6

Olivia Branstetter, Caitlyn Gavin, Ryley Harrison, Molly Pitts, Amity White, Cadence Williams

NEWCOMERS | 9

Olivia Branstetter, Caitlyn Gavin, Ryley Harrison, Sidney Lee, Tori Miller, Molly Pitts, Gracie Tentinger, Amity White, Cadence Williams

RETURNERS | 14

Brooklynn Bockhaus, Mackenzie Brasher, Marlayna Capaldi, Odalys Cordova, Shelby Garrett, Stephanie Gonzalez, Olivia Lackie, Madison Lagle, Erin McGlothlin, Sophia Mendoza, Gabby Stagner, Marley Sims, Bailey Welch, Sasha Willems

BY STATE / COUNTRY

ALABAMA | 7

Mackenzie Brasher (Orange Beach), Ryley Harrison (Fairhope), Sidney Lee (Dadeville), Molly Pitts (Mobile), Gabby Stagner (Mobile), Bailey Welch (Hueytown), Amity White (Brundidge)

AUSTRALIA | 1

Sasha Willems (Sydney, New South Whales)

DELEWARE | 1

Marlayna Capaldi (Wilmington)

FLORIDA | 7

Odalys Cordova (Orlando), Shelby Garrett (Frostproof), Caitlyn Gavin (Jay), Stephanie Gonzalez (Pembroke Pines), Madison Lagle (Glen St. Mary), Erin McGlothlin (Homestead), Sophia Mendoza (Lehigh Acres)

IDAHO | 1

Gracie Tentinger (Meridian)

LOUISIANA | 2

Brooklynn Bockhaus (Haughton), Olivia Lackie (Walker)

MARYLAND | 1

Cadence Williams (Rising Sun)

MISSISSIPPI | 1


Marley Sims (Gulfport)

MISSOURI | 1
















Olivia Branstetter (Liberty)

OKLAHOMA | 1

Tori Miller (Harrah)



## 2024 SOUTH ALABAMA TELEVISION CHART

 <b>0</b> Tori MILLER SOPHOMORE P   5-9   R-R   Harrah, Okla. Coastal Carolina	 <b>1</b> Olivia BRANSTETTER FRESHMAN INF   5-5   R-R   Liberty, Mo. Liberty High School	 <b>2</b> Erin McGLOTHLIN SOPHOMORE (RS) OF   5-6   L-R   Homestead, Fla. Keys Gate Charter School	 <b>4</b> Brooklynn BOCKHAUS SOPHOMORE OF   5-4   R-R   Haughton, La. Haughton High School	 <b>5</b> Sidney LEE JUNIOR C/INF   5-7   R-R   Dadeville, Ala. Lee University	 <b>7</b> Molly PITTS FRESHMAN C   5-7   R-R   Mobile, Ala. Mobile Christian High School
 <b>8</b> Cadence WILLIAMS FRESHMAN P   6-0   R-R   Rising Sun, Md. Rising Sun High School	 <b>9</b> Stephanie GONZALEZ JUNIOR UTL   5-5   R-R   Pembroke Pines, Fla. Pembroke Pines Charter School	 <b>10</b> Gracie TENTINGER JUNIOR INF   5-8   R-R   Meridian, Idaho College of Southern Idaho	 <b>11</b> Marley SIMS SENIOR INF   5-5   L-R   Gulfport, Miss. Chipola College	 <b>12</b> Ryley HARRISON FRESHMAN P   6-0   R-R   Fairhope, Ala. Fairhope High School	 <b>13</b> Gabby STAGNER JUNIOR INF   5-8   R-R   Mobile, Ala. Faith Academy
 <b>14</b> Bailey WELCH SENIOR OF   5-6   L-R   Hueytown, Ala. Bessemer Academy	 <b>15</b> Caitlyn GAVIN FRESHMAN INF   5-5   R-R   Jay, Fla. Jay High School	 <b>18</b> Mackenzie BRASHER SENIOR OF   5-6   L-R   Orange Beach, Ala. Gulf Shores High School	 <b>19</b> Sasha WILLEMS SENIOR C   5-4   R-R   Sydney, NSW, Australia Howard College	 <b>21</b> Sophia MENDOZA SOPHOMORE C/INF   5-7   R-R   Lehigh Acres, Fla. Riverdale High School	 <b>22</b> Madison LAGLE SOPHOMORE P   5-11   L-L   Glen St. Mary, Fla. Baker County High School
 <b>24</b> Shelby GARRETT SOPHOMORE (RS) INF   5-6   R-R   Frostproof, Fla. Frostproof High School	 <b>27</b> Odalys CORDOVA SENIOR (RS) INF   5-4   R-R   Orlando, Fla. College of Central Florida	 <b>33</b> Amity WHITE FRESHMAN OF   5-3   L-R   Brundidge, Ala. Pike County High School	 <b>44</b> Marlayna CAPALDI SOPHOMORE INF   5-5   R-R   Wilmington, Del. Charter School of Wilmington	 <b>99</b> Olivia LACKIE SENIOR P   6-0   R-R   Walker, La. Holden High School	



**SOUTH ALABAMA**



SUN BELT CONFERENCE

SBC WEEKLY AWARDS

PLAYER OF THE WEEK

WK 1 - Feb. 13 - GABBY STAGNER, SOUTH ALABAMA

WK 2 - Feb. 20 - Kayt Houston, App State  
WK 3 - Feb. 27 - Sara Vanderford, Texas State  
WK 4 - March 5 - Sam Roe, Louisiana  
WK 5 - March 12 - Jade Sinness, Troy  
WK 6 - March 19 - Grace Barrett, App State  
WK 7 - March 26 - Jana Lee, Southern Miss  
WK 8 - April 2 - Brooke Ellestad, Louisiana  
WK 9 - April 9 - Bella Gerlach, Marshall  
WK 10 - April 16 - Reed Butler, James Madison  
WK 11 - April 23 -  
WK 12 - April 30 -  
WK 13 - May 6 -

PITCHER OF THE WEEK

WK 1 - Feb. 13 - Kirsten Fleet, James Madison  
WK 2 - Feb. 20 - Alissa Humphrey, James Madison  
WK 3 - Feb. 27 - Jessica Mullins, Texas State  
WK 4 - March 5 - Jessica Mullins, Texas State  
WK 5 - March 12 - Jessica Mullins, Texas State  
WK 6 - March 19 - Sam Landry, Louisiana  
WK 7 - March 26 - Jessica Mullins, Texas State  
WK 8 - April 2 - Sam Landry, Louisiana  
WK 9 - April 9 - OLIVIA LACKIE, SOUTH ALABAMA  
WK 10 - April 16 - Nicolette Picone, Coastal Carolina  
WK 11 - April 23 -  
WK 12 - April 30 -  
WK 13 - May 6 -



SUN BELT CONFERENCE STANDINGS

	Sun Belt	Pct.	Overall	Pct.	Strk
Louisiana	14-1	.933	29-14	.674	L1
Texas State	10-5	.667	33-12	.733	W1
Troy	9-6	.600	29-16	.644	W2
ULM	9-6	.600	26-17	.605	L2
<b>SOUTH ALABAMA</b>	<b>9-6</b>	<b>.600</b>	<b>23-15-1</b>	<b>.603</b>	<b>W1</b>
James Madison	8-7	.533	24-16	.600	W3
Southern Miss	8-7	.533	20-20	.500	W3
Coastal Carolina	7-8	.467	27-17	.614	W2
Marshall	6-9	.400	20-21	.488	L3
Georgia Southern	5-10	.333	21-18	.538	L1
App State	4-11	.267	16-21	.432	L2
Georgia State	1-14	.067	10-31	.244	L7
- As of games through 4/14/24					

AROUND THE LEAGUE

TUESDAY (APRIL 16)

Longwood at James Madison 2 PM  
Longwood at James Madison 4 PM  
Georgia Tech at Georgia State 5 PM  
Louisiana at LSU 6 PM

WEDNESDAY (APRIL 17)

Georgia Southern at Mercer 5 PM  
Kennesaw State at Georgia State 5 PM  
Coastal Carolina at Charlotte 5 PM  
South Alabama at Mississippi State 6 PM  
Nicholls at Louisiana 6 PM  
Texas State at UTSA 6 PM  
Grambling State at ULM 6 PM

FRIDAY (APRIL 19)

James Madison at App State 4 PM  
South Alabama at Georgia State 4 PM  
Coastal Carolina at Marshall 4 PM  
Troy at Georgia Southern 5 PM  
Southern Miss at Louisiana 6 PM  
Texas State at ULM 6 PM

SATURDAY (APRIL 20)

South Alabama at Georgia State 1 PM  
James Madison at App State 1 PM  
Coastal Carolina at Marshall 2 PM  
Troy at Georgia Southern 2 PM  
Texas State at ULM 2 PM  
Southern Miss at Louisiana 4 PM

SUNDAY (APRIL 21)

South Alabama at Georgia State 11 AM  
Coastal Carolina at Marshall 11 AM  
Troy at Georgia Southern 11 AM  
Texas State at ULM 12 PM  
Southern Miss at Louisiana 12 PM  
James Madison at App State 12 PM

TUESDAY (APRIL 23)

Western Carolina at App State 3 PM  
Western Carolina at App State 5:30 PM  
Stephen F. Austin at ULM 6 PM  
LSU at Louisiana 6 PM

WEDNESDAY (APRIL 24)

Georgia Southern at College of Charleston 4 PM  
Marshall at Virginia Tech 4:30 PM  
Louisiana at McNeese 6 PM

FRIDAY (APRIL 26)

App State at Marshall 5 PM  
Georgia State at Coastal Carolina 5 PM  
James Madison at Georgia Southern 5 PM  
South Alabama at Troy 6 PM  
Louisiana at ULM 6 PM  
Texas State at Southern Miss 6 PM

SATURDAY (APRIL 27)

Georgia State at Coastal Carolina 1 PM  
Louisiana at ULM 2 PM  
James Madison at Georgia Southern 2 PM  
App State at Marshall 2 PM  
Texas State at Southern Miss 2 PM  
South Alabama at Troy 3:33 PM

SUNDAY (APRIL 28)

Georgia State at Coastal Carolina 11 AM  
James Madison at Georgia Southern 11 AM  
App State at Marshall 11 AM  
Texas State at Southern Miss 12 PM  
Louisiana at ULM 12 PM  
South Alabama at Troy 1 PM

TUESDAY (APRIL 30)

East Tennessee State at App State 3 PM  
East Tennessee State at App State 5:30 PM

THURSDAY (MAY 2)

Georgia Southern at App State 1 PM  
Coastal Carolina at James Madison 3 PM  
ULM at Georgia State 4 PM  
Troy at Louisiana 6 PM  
Marshall at Texas State 6 PM  
Southern Miss at South Alabama 6 PM

FRIDAY (MAY 3)

Coastal Carolina at James Madison 3 PM

SBC PRESEASON AWARDS & POLLS

Preseason Coaches' Poll

First-place votes in parentheses

- Louisiana - 144 (12)
- SOUTH ALABAMA - 127**
- Texas State - 122
- Troy - 98
- James Madison - 94
- Coastal Carolina - 81
- Marshall - 79
- ULM - 59
- Southern Miss - 49
- Georgia State - 35
- Georgia Southern - 25
- App State - 23

Preseason All-Sun Belt Team

Lauren Allred, Louisiana (So., 1B - Texarkana, Texas)  
Taylor McKinney, Troy (Jr., 2B - Montgomery, Ala.)  
Alexa Langeliers, Louisiana (Jr., 2B - Keller, Texas)  
Sydney Bickel, Marshall (Sr., SS - Peoria, Ariz.)  
Brooke Ellestad, Louisiana (Jr., SS - Kimberly, Wis.)  
Sara Vanderford, Texas State (Gr., 3B - Pasadena, Texas)  
Delaney Keith, Coastal Carolina (So., 3B - Nampa, Idaho)  
Mihyia Davis, Louisiana (So., OF - Lovelady, Texas)  
**MACKENZIE BRASHER, SOUTH ALABAMA (Gr., OF - Orange Beach, Ala.)**  
Kayt Houston, App State (Sr., OF - Rock Hill, S.C.)  
Sophie Piskos, Louisiana (Sr., C - Paris, Tenn.)  
Iyanla De Jesus, Coastal Carolina (Gr., DP - Mill Creek, Wash.)  
Jessica Mullins, Texas State (Sr., P - Tarkington, Texas)  
**OLTVIA LACKIE, SOUTH ALABAMA (Sr., P - Walker, La.)**  
Sam Landry, Louisiana (Jr., P - Mont Belvieu, Texas)

Preseason Player of the Year

Mihyia Davis, Louisiana (So., OF - Lovelady, Texas)

Preseason Pitcher of the Year

Jessica Mullins, Texas State (Sr., P - Tarkington, Texas)



NATIONAL POLLS - WEEK 10

SOUTH ALABAMA IN THE POLLS

	NFCA	USA	SBA	D1SB	RPI	Record
Preseason	--	--	--	--	--	0-0
Week 1	--	--	--	--	--	4-1
Week 2	--	--	--	--	--	7-2
Week 3	--	--	--	--	--	10-4
Week 4	--	RV	--	--	31	12-5-1
Week 5	--	RV	--	--	38	14-8-1
Week 6	--	--	--	--	56	14-11-1
Week 7	--	--	--	--	41	17-11-1
Week 8	--	--	--	--	36	18-14-1
Week 9	--	--	--	--	35	21-14-1
Week 10	--	--	--	--	36	23-15-1
Week 11	--	--	--	--	--	--
Week 12	--	--	--	--	--	--
Week 13	--	--	--	--	--	--
Week 14	--	--	--	--	--	--
Final	--	--	--	--	--	--

USA TODAY / NFCA Coaches

Rk	Team	Record	Points	LW
1	Texas (24)	791	35-6	2
2	Oklahoma (8)	766	38-4	1
3	Duke	734	37-4	3
4	Tennessee	700	32-7	4
5	Stanford	655	34-7	8
6	Oklahoma State	597	35-8	5
7	LSU	564	33-7	6
8	Washington	549	28-7	10
9	Georgia	540	33-10	7
10	Florida	495	35-9	9
11	Texas A&M	480	32-9	11
12	UCLA	442	24-9	t12
13	Missouri	432	33-11	14
14	Alabama	407	30-9	t12
15	Virginia Tech	382	31-9-1	15
16	Arkansas	302	30-11	17
17	Mississippi State	300	29-12	16
18	Florida State	295	31-10	18
19	Arizona	200	28-13-1	21
20	California	152	29-12	20
21	Clemson	134	28-14	19
22	Oregon	117	24-15	22
23	Boston University	93	34-4	24
24	Kentucky	61	26-15	RV
25	Louisiana	57	29-14	RV

Others receiving votes: South Carolina (55), Northwestern (35), Miami (31), Texas State (16), Auburn (15), Kansas (1), FAU (1), Grand Canyon (1).

2024 South Alabama opponent in **BOLD**  
\*Records reflect play through 4/15/24.

ESPN.com / USA Softball

Rk	Team	Conf. Record	Overall	Points	LW
1	Texas (25)	Big 12 (14-4)	35-6	625	1
2	Oklahoma	Big 12 (15-3)	38-4	591	2
3	Duke	ACC (16-2)	37-4	572	3
4	Tennessee	SEC (12-3)	32-7	555	4
5	Stanford	Pac-12 (13-2)	34-7	521	7
6	Oklahoma State	Big 12 (13-5)	35-8	464	5
7	LSU	SEC (10-8)	33-8	428	6
8	Washington	Pac-12 (10-5)	28-7	417	10
9	Georgia	SEC (8-7)	33-10	411	8
10	Florida	SEC (11-5)	36-9	396	9
11	UCLA	Pac-12 (12-3)	24-9	395	11
12	Texas A&M	SEC (11-6)	32-9	356	12
13	Missouri	SEC (7-8)	33-11	324	15
14	Arkansas	SEC (9-6)	30-11	317	14
15	Alabama	SEC (7-7)	30-9	298	13
16	Virginia Tech	ACC (14-4)	31-9-1	275	16
17	Mississippi State	SEC (9-9)	29-12	226	17
18	Florida State	ACC (12-3)	31-10	215	18
19	Louisiana	Sun Belt (14-1)	29-14	134	21
20	Clemson	ACC (11-6)	28-13	103	19
21	Oregon	Pac-12 (10-7)	24-15	103	20
22	Arizona	Pac-12 (9-9)	28-13-1	100	25
23	Kentucky	SEC (5-10)	26-15	65	RV
24	California	Pac-12 (4-8)	29-12	62	23
25	Texas State	Sun Belt (10-5)	33-12	47	22

Others receiving votes: ??

2024 South Alabama opponent in **BOLD**  
\*Records reflect play through 4/15/24.

SOFTBALL AMERICA

Rk	Team	Record	Record LW	LW
1	Texas	35-6	4-0	3
2	Oklahoma	38-4	3-1	2
3	Duke	37-4	3-1	1
4	Tennessee	32-7	2-1	5
5	Stanford	34-7	3-1	6
6	Oklahoma State	35-8	2-2	3
7	Texas A&M	32-9	1-1	10
8	Arkansas	30-11	2-1	13
9	Missouri	33-11	3-1	18
10	LSU	33-8	2-2	7
11	Georgia	33-10	2-2	9
12	Florida	35-9	2-3	8
13	Alabama	30-9	1-1	15
14	Washington	28-7	2-0	12
15	Mississippi State	29-12	1-2	11
16	UCLA	24-9	2-0	14
17	Louisiana	29-14	2-1	17
18	Virginia Tech	31-9-1	3-0	16
19	Florida State	31-10	3-0	20
20	Northwestern	26-8	4-0	21
21	Texas State	33-12	1-3	19
22	Arizona	28-13-1	4-1	NR
23	Penn State	30-9	2-1	22
24	Miami	32-6	4-0	NR
25	Kentucky	26-15	2-1	NR

Others receiving votes: Auburn, Boston, UCF

2024 South Alabama opponent in **BOLD**  
\*Records reflect play through 4/15/24.

D1 SOFTBALL

Rk	Team	Record	Record LW	LW
1	Texas	35-6	4-0	1
2	Oklahoma	38-4	3-1	2
3	Stanford	34-7	3-1	3
4	Duke	37-4	4-1	5
5	Tennessee	32-7	2-1	6
6	Washington	28-7	2-0	10
7	Oklahoma State	35-8	2-2	4
8	LSU	33-8	2-3	8
9	Florida	35-9	2-3	7
10	Missouri	33-11	3-1	16
11	Texas A&M	33-9	1-1	13
12	UCLA	24-9	2-0	12
13	Arkansas	30-11	2-1	11
14	Georgia	33-10	2-2	9
15	Virginia Tech	31-9-1	3-0	14
16	Florida State	31-10	3-0	18
17	Mississippi State	29-12	1-2	15
18	Alabama	30-10	1-1	17
19	Arizona	28-13-1	4-1	23
20	Louisiana	29-14	2-1	24
21	Northwestern	26-8	4-0	22
22	Clemson	28-14	1-3	19
23	Boston University	35-4	6-0	21
24	Kentucky	26-15	2-1	NR
25	Oregon	24-15	2-2	25

2024 South Alabama opponent in **BOLD**  
\*Records reflect play through 4/15/24.

VS. RANKED OPPONENTS

2024 RECORD

	NFCA	USA	SBA	D1SB
No. 1				
No. 2				
No. 3				
No. 4				
No. 5				
No. 6				
No. 7				
No. 8				
No. 9				
No. 10	1-0		1-0	
No. 11		1-0		
No. 12				1-0
No. 13				
No. 14				
No. 15			0-0-1	0-0-1
No. 16				
No. 17	1-0		1-2	
No. 18	1-1	1-0		1-0
No. 19	0-0-1			
No. 20		1-1-1	1-0	
No. 21			1-1	
No. 22				1-1
No. 23		1-2		1-2
No. 24				
No. 25				
TOTAL	3-1-1	4-3-1	4-3-1	4-3-1

SOUTH ALABAMA IN THE POLLS

NFCA / USA Today

Highest: 12th | 3/25/14  
In Top 5 / Last: - / -  
In Top 10 / Last: - / -  
In Top 15 / Last: 8 / 4/8/14  
In Top 25 / Last: 40 / 2/15/16  
Total Weeks Ranked: 40  
Weeks Receiving Votes: 66  
Last Top 25: 23rd | 2/15/16

ESPN.com / USA Softball

Highest: 11th | 4/1/14  
In Top 5 / Last: - / -  
In Top 10 / Last: - / -  
In Top 15 / Last: 5 / 4/7/14  
In Top 25 / Last: 37 / 4/28/15  
Total Weeks Ranked: 37  
Weeks Receiving Votes: 59  
Last Top 25: 25th | 4/28/15

Softball America

Highest: --  
In Top 5 / Last: - / -  
In Top 10 / Last: - / -  
In Top 15 / Last: - / -  
In Top 25 / Last: - / -  
Total Weeks Ranked: --  
Weeks Receiving Votes: --  
Last Top 25: --

D1 Softball

Highest: --  
In Top 5 / Last: - / -  
In Top 10 / Last: - / -  
In Top 15 / Last: - / -  
In Top 25 / Last: - / -  
Total Weeks Ranked: --  
Weeks Receiving Votes: --  
Last Top 25: --

SOUTH ALABAMA VS. RANKED OPPONENTS

2007 (1-1)

Date	Rank	Opponent	Result	Location	Rank
4.15	19	Louisiana	L, 4-5 (10)	Mobile, Ala.	-
4.15	19	Louisiana	W, 8-0 (5)	Mobile, Ala.	-

2008 (0-5)

Date	Rank	Opponent	Result	Location	Rank
2.8	4	Alabama	L, 1-8	Tuscaloosa, Ala.	-
		Hampton Inn Bash			
3.2	9	LSU	L, 0-1	Baton Rouge, La.	-
		LSU Purple and Gold Challenge			
4.12	18	Louisiana	L, 2-10 (6)	Lafayette, La.	-
4.12	18	Louisiana	L, 1-7 (6)	Lafayette, La.	-
4.13	18	Louisiana	L, 0-8(6)	Lafayette, La.	-

2009 (0-6)

Date	Rank	Opponent	Result	Location	Rank
2.8	3	Alabama	L, 1-7	Mobile, Ala.	-
		South Alabama Invitational			
2.14	1	Florida	L, 0-13 (5)	Gainesville, Fla.	-
		Florida Lipton Invitational			
2.27	8	Arizona State	L, 5-20 (5)	Tempe, Ariz.	-
		Arizona State Wilson/DeMarini Invitational			
4.10	19	Louisiana	W, 3-1	Mobile, Ala.	-
4.10	19	Louisiana	W, 3-1	Mobile, Ala.	-
4.11	19	Louisiana	L, 0-3	Mobile, Ala.	-

2010 (0-3)

Date	Rank	Opponent	Result	Location	Rank
2.16	8	Alabama	L, 3-6	Tuscaloosa, Ala.	-
2.28	6	Georgia	L, 1-4	Athens, Ga.	-
		Georgia Softball Classic			
3.5	16	LSU	L, 0-11 (5)	Baton Rouge, La.	-
		Purple & Gold Challenge			

2011 (0-6)

Date	Rank	Opponent	Result	Location	Rank
2.13	3	Alabama	L, 0-6	Birmingham, Ala.	-
		Hibbet-Easton All-Alabama Classic			
3.23	23	Auburn	L, 1-2	Mobile, Ala.	-
4.9	19	Louisiana	L, 1-5	Lafayette, La.	-
4.9	19	Louisiana	L, 2-13	Lafayette, La.	-
4.10	19	Louisiana	L, 2-10 (5)	Lafayette, La.	-
5.13	25	Louisiana	L, 0-10 (5)	Lafayette, La.	-
		Sun Belt Conference Championships			

2012 (2-6)

Date	Rank	Opponent	Result	Location	Rank
2.11	3/2	Alabama	L, 1-12 (5)	Mobile, Ala.	-/-
		Mardi Gras Invitational			
4.6	8/7	Louisiana	L, 0-1 (10)	Lafayette, La.	-/-
4.6	8/7	Louisiana	L, 0-2	Lafayette, La.	-/-
4.7	8/7	Louisiana	L, 0-3	Lafayette, La.	-/-
4.12	21/22	Florida State	W, 3-1	Tallahassee, Fla.	-/-
5.12	6/10	Louisiana	W, 3-1	Boca Raton, Fla.	-/-
		Sun Belt Conference Championships			
5.19	2/3	Alabama	L, 2-5	Tuscaloosa, Ala.	-/-
		NCAA Regional			
5.20	2/3	Alabama	L, 0-6	Tuscaloosa, Ala.	-/-
		NCAA Regional			

2013 (6-5)

Date	Rank	Opponent	Result	Location	Rank
2.28	1/2	Alabama	L, 0-4	Tuscaloosa, Ala.	RV/RV
3.9	9/12	UCLA	L, 1-2	Long Beach, Calif.	RV/RV
		Long Beach State Invitational			
3.16	22/25	Louisiana	W, 7-3	Mobile, Ala.	RV/RV
3.16	22/25	Louisiana	W, 8-4	Mobile, Ala.	RV/RV
3.17	22/25	Louisiana	L, 1-2	Mobile, Ala.	RV/RV
3.27	12/13	LSU	W, 12-5	Mobile, Ala.	25/25
4.10	25/25	Florida State	W, 4-0	Mobile, Ala.	23/23
5.9	21/RV	Louisiana	W, 1-0 (8)	Troy, Ala.	19/18
		Sun Belt Conference Championships			
5.18	19/19	Florida State	L, 1-2	Mobile, Ala.	15/15
		NCAA Regional			
5.19	19/19	Florida State	W, 3-0	Mobile, Ala.	15/15
		NCAA Regional			
5.19	19/19	Florida State	L, 6-7 (8)	Mobile, Ala.	15/15
		NCAA Regional			

2014 (6-8)

Date	Rank	Opponent	Result	Location	Rank
2.6	21/25	UAB	W, 8-0 (5)	Mobile, Ala.	22/22
		Mardi Gras Invitational			
2.15	21/21	LSU	W, 2-1	Baton Rouge, La.	18/19
		Tiger Invitational			
2.23	17/17	Georgia	W, 3-2	Orlando, Fla.	19/19
		Citrus Classic			
3.1	12/12	Baylor	L, 0-1	Gulfport, Miss.	14/16
		Gulf Coast Softball Classic			
4.2	4/4	Alabama	L, 0-3	Tuscaloosa, Ala.	14/11
4.12	18/20	Louisiana	L, 2-6	Lafayette, La.	15/16
4.12	18/20	Louisiana	W, 8-4	Lafayette, La.	15/16
4.13	18/20	Louisiana	L, 1-5	Lafayette, La.	15/16
4.23	RV/24	LSU	L, 1-6	Baton Rouge, La.	20/20
5.9	12/12	Louisiana	W, 4-2 (8)	Lafayette, La.	23/22
		Sun Belt Conference Championships			
5.10	12/12	Louisiana	L, 1-4	Lafayette, La.	23/22
		Sun Belt Conference Championships			
5.16	24/24	USC Upstate	L, 3-5 (8)	Tuscaloosa, Ala.	22/21
		NCAA Regional			
5.17	24/24	USC Upstate	W, 5-0	Tuscaloosa, Ala.	22/21
		NCAA Regional			
5.18	5/5	Alabama	L, 0-3	Tuscaloosa, Ala.	22/21
		NCAA Regional			

2015 (2-7)

Date	Rank	Opponent	Result	Location	Rank
2.5	3/4	Alabama	L, 1-2	Mobile, Ala.	25/23
3.7	7/7	Louisiana	L, 2-3	Mobile, Ala.	24/24
3.7	7/7	Louisiana	L, 3-9	Mobile, Ala.	24/24
3.8	7/7	Louisiana	W, 8-5	Mobile, Ala.	24/24
3.24	1/1	LSU	L, 0-8 (5)	Baton Rouge, La.	24/24
5.8	10/11	Louisiana	L, 3-8	San Marcos, Texas	23/RV
		Sun Belt Conference Championships			
5.9	10/11	Louisiana	W, 2-0	San Marcos, Texas	23/RV
		Sun Belt Conference Championships			
5.16	4/6	Auburn	L, 0-1	Auburn, Ala.	22/RV
		NCAA Regional			
5.16	4/6	Auburn	L, 4-7	Auburn, Ala.	22/RV
		NCAA Regional			

2016 (0-5)

Date	Rank	Opponent	Result	Location	Rank
2.24	5/5	LSU	L, 0-5	Baton Rouge, La.	RV/RV
3.5	1/1	Florida	L, 0-9	Gainesville, Fla.	-/-
		AquaFina Invitational			
3.13	5/5	Louisiana	L, 2-3	Lafayette, La.	-/-
3.13	5/5	Louisiana	L, 6-10	Lafayette, La.	-/-
4.20	4/4	Alabama	L, 2-4	Tuscaloosa, Ala.	-/-

2017 (0-7)

Date	Rank	Opponent	Result	Location	Rank
2.15	5/4	Alabama	L, 1-3	Tuscaloosa, Ala.	RV/-
3.3	13/12	James Madison	L, 0-4	Kissimmee, Fla.	RV/RV
3.25	17/20	Louisiana	L, 3-8	Mobile, Ala.	-/-
3.25	17/20	Louisiana	L, 2-4	Mobile, Ala.	-/-
3.26	17/20	Louisiana	L, 4-9	Mobile, Ala.	-/-
4.25	17/18	LSU	L, 0-6	Baton Rouge, La.	-/-
5.11	14/15	Louisiana	L, 0-6	Troy, Ala.	-/-
		Sun Belt Conference Championships			

2018 (1-13)

Date	Rank	Opponent	Result	Location	Rank
2.8	11/10	Alabama	L, 0-1	Mobile, Ala.	-/-
2.21	9/7	Florida State	W, 3-1	Mobile, Ala.	-/-
2.21	9/7	Florida State	L, 1-14 (5)	Mobile, Ala.	-/-
2.23	22/22	Minnesota	L, 3-13	Kissimmee, Fla.	-/-
2.24	24/RV	South Carolina	L, 0-1	Kissimmee, Fla.	-/-
3.3	5/5	Tennessee	L, 0-4	Knoxville, Tenn.	-/-
3.3	5/5	Tennessee	L, 0-2	Knoxville, Tenn.	-/-
3.30	21/20	Louisiana	L, 1-7	Lafayette, La.	-/-
3.30	21/20	Louisiana	L, 4-5 (8)	Lafayette, La.	-/-
3.31	21/20	Louisiana	L, 2-3	Lafayette, La.	-/-
4.7	25/RV	Texas State	L, 0-1 (13)	San Marcos, Texas	-/-
4.7	25/RV	Texas State	L, 1-4	San Marcos, Texas	-/-
4.8	25/RV	Texas State	L, 6-9	San Marcos, Texas	-/-
4.24	13/14	LSU	L, 0-4	Baton Rouge, La.	-/-

2019 (0-6)

Date	Rank	Opponent	Result	Location	Rank
2.20	1/1/1	Florida State	L, 1-4	Tallahassee, Fla.	-/-/-
2.22	25/24/18	Illinois	L, 2-11	Mobile, Ala.	-/-/-
		Mardi Gras Classic			
3.5	5/5/4	Alabama	L, 2-5	Tuscaloosa, Ala.	-/-/-
3.22	9/9/12	Louisiana	L, 7-11	Mobile, Ala.	-/-/-
3.23	9/9/12	Louisiana	L, 2-11 (5)	Mobile, Ala.	-/-/-
3.24	9/9/12	Louisiana	L, 0-14 (6)	Mobile, Ala.	-/-/-

2020 (0-3)

Date	Rank	Opponent	Result	Location	Rank
2.7	RV/RV-25	vs. Missouri	L, 5-7	Clearwater, Fla.	+++
		NFCA Division I Leadoff Classic			
2.8	8/7/6/7	vs. Minnesota	L, 0-10	Clearwater, Fla.	+++
		NFCA Division I Leadoff Classic			
3.10	5/4/5/6	at LSU	L, 1-11 (5)	Baton Rouge, La.	+++

2021 (5-8)

Date	Rank	Opponent	Result	Location	Rank
2.12	14/14/5/13	Georgia	L, 3-8	Athens, Ga.	+++
		Red & Black Showcase			
2.12	14/14/5/13	Georgia	W, 9-8	Athens, Ga.	+++
		Red & Black Showcase			
2.26	20/19/17/17	Missouri	L, 3-8	Mobile, Ala.	+++
		Jaguar Classic			
3.7	3/2/4/3	Alabama	W, 10	Tuscaloosa, Ala.	+++
		Easton T-Town Showdown			
3.26	16/17/20/18	Louisiana	L, 0-1	Lafayette, La.	RV##
3.27	16/17/20/18	Louisiana	L, 0-1	Lafayette, La.	RV##
3.28	16/17/20/18	Louisiana	L, 0-6	Lafayette, La.	RV##
4.9	25/23/21/18	Texas State	W, 3-1	San Marcos, Texas	+++
4.10	25/23/21/18	Texas State	W, 1-0	San Marcos, Texas	+++
4.11	25/23/21/18	Texas State	W, 7-4	San Marcos, Texas	+++
5.13	14/8/17/14	Louisiana	L, 3-10	Troy, Ala.	+++
5.15	14/8/17/14	Louisiana	L, 3-15 (5)	Troy, Ala.	+++
5.21	4/4/4/4	Florida	L, 0-10	Gainesville, Fla.	+++

2022 (0-5)

Date	Rank	Opponent	Result	Location	Rank
2.11	14/15/16/17	LSU	L, 0-3	Baton Rouge, La.	+++
		Tiger Classic			
2.12	14/15/16/17	LSU	L, 1-8	Baton Rouge, La.	+++
		Tiger Classic			
2.16	5/6/5/5	Florida State	L, 3-4	Tallahassee, Fla.	+++
2.18	17/17/17/4	Missouri	L, 2-3	Leesburg, Fla.	+++
		THE Spring Games			
3.5	18/17/18/17	Tennessee	L, 0-9 (6)	Knoxville, Tenn.	+++
		Tennessee Invitational			

2023 (1-2)

Date	Rank	Opponent	Result	Location	Rank
2.10	8/8/6/7	Northwestern	L, 5-8	Clearwater, Fla.	-/-/-/-
3.3	19/21/20/20	at Auburn	L, 0-3	Auburn, Ala.	-/-/-/-
3.4	19/21/20/20	at Auburn	W, 2-1	Auburn, Ala.	-/-/-/-

2024 (4-3-1)

Date	Rank	Opponent	Result	Location	Rank
2.24	17/18/20/18	at South Carolina	W, 5-2	Columbia, S.C.	-/-/-/-
3.2	10/11/10/12	at Alabama	W, 2-0	Tuscaloosa, Ala.	-/-/-/-
3.3	19/21/15/15	vs. Arizona	T, 1-1 (11)	Tuscaloosa, Ala.	-/-/-/-
3.8	18/20/21/22	at Arkansas	W, 2-1	Fayetteville, Ark.	-/RV/-/-
3.9	18/20/21/22	at Arkansas	L, 4-10	Fayetteville, Ark.	-/RV/-/-
3.28	RV/23/17/23	Texas State	L, 0-1	Mobile, Ala.	-/-/-/-
3.29	RV/23/17/23	Texas State	L, 3-13	Mobile, Ala.	-/-/-/-
3.30	RV/23/17/23	Texas State	W, 3-2	Mobile, Ala.	-/-/-/-

VS. RANKED OPPONENTS					
USA TODAY/NFCA   ESPN.COM/USA SOFTBALL   SOFTBALL AMERICA   D1 SOFTBALL TOP 25 POLLS					
vs. USA TODAY/NATIONAL FASTPITCH COACHES ASSOCIATION					
Record vs. Top 25: 29-93-1					
Record vs. Top 10: 6-44					
	Record	Last Time	W/L	Score	Opponent
Record vs. No. 1:	0-5	2/20/19	L	1-4	at Florida State
Record vs. No. 2:	0-2	5/20/12	L	0-6	at Alabama
Record vs. No. 3:	1-4	3/7/21	W	1-0	at Alabama
Record vs. No. 4:	0-6	5/21/21	L	0-10	at Florida
Record vs. No. 5:	0-10	2/16/22	L	3-4	at Florida State
Record vs. No. 6:	1-1	5/12/12	W	3-1	vs. Louisiana
Record vs. No. 7:	1-2	3/8/15	W	8-5	Louisiana
Record vs. No. 8:	0-7	2/10/23	L	5-8	vs. Northwestern
Record vs. No. 9:	1-6	3/24/19	L	0-14 (6)	vs. Louisiana
Record vs. No. 10:	2-1	3/2/24	W	2-0	at Alabama
Record vs. No. 11:	0-1	2/8/18	L	0-1	Alabama
Record vs. No. 12:	2-3	3/3/17	L	0-4	vs. James Madison
Record vs. No. 13:	0-1	4/24/18	L	0-4	at LSU
Record vs. No. 14:	1-6	2/12/22	L	1-8	at LSU
Record vs. No. 15:	--	--	--	--	--
Record vs. No. 16:	0-4	3/28/21	L	0-6	at Louisiana
Record vs. No. 17:	2-4	2/24/24	W	5-3	at South Carolina
Record vs. No. 18:	2-7	3/8/24	L	4-10	at Arkansas
Record vs. No. 19:	5-8-1	3/3/24	T	1-1	vs. Arizona
Record vs. No. 20:	0-1	2/26/21	L	3-8	Missouri
Record vs. No. 21:	4-3	3/31/18	L	2-3	at Louisiana
Record vs. No. 22:	2-2	2/23/18	L	3-13	vs. Minnesota
Record vs. No. 23:	0-1	3/23/11	L	1-2	Auburn
Record vs. No. 24:	1-3	2/22/19	L	2-11	vs. Illinois
Record vs. No. 25:	4-4	4/12/21	W	7-4	at Texas State
vs. SOFTBALL AMERICA					
Record vs. Top 25: 10-26-1					
Record vs. Top 10: 2-7					
	Record	Last Time	W/L	Score	Opponent
Record vs. No. 1:	0-1	2/20/19	L	1-4	at Florida State
Record vs. No. 2:	--	--	--	--	--
Record vs. No. 3:	--	--	--	--	--
Record vs. No. 4:	1-2	5/21/21	L	0-10	at Florida
Record vs. No. 5:	0-1	2/16/22	L	3-4	at Florida State
Record vs. No. 6:	0-3	2/10/23	L	5-8	vs. Northwestern
Record vs. No. 7:	--	--	--	--	--
Record vs. No. 8:	--	--	--	--	--
Record vs. No. 9:	--	--	--	--	--
Record vs. No. 10:	1-0	3/2/24	W	2-0	at Alabama
Record vs. No. 11:	--	--	--	--	--
Record vs. No. 12:	0-3	3/24/19	L	0-14 (6)	vs. Louisiana
Record vs. No. 13:	--	--	--	--	--
Record vs. No. 14:	--	--	--	--	--
Record vs. No. 15:	13-1	3/3/24	T	1-1	vs. Arizona
Record vs. No. 16:	0-2	2/12/22	L	1-8	at LSU
Record vs. No. 17:	1-6	3/30/24	W	3-2	Texas State
Record vs. No. 18:	0-2	3/5/22	L	0-9 (8)	at Tennessee
Record vs. No. 19:	--	--	--	--	--
Record vs. No. 20:	2-4	2/24/24	W	5-3	at South Carolina
Record vs. No. 21:	4-1	3/3/24	L	4-10	at Arkansas
Record vs. No. 22:	--	--	--	--	--
Record vs. No. 23:	--	--	--	--	--
Record vs. No. 24:	--	--	--	--	--
Record vs. No. 25:	0-1	2/7/20	L	5-7	vs. Missouri
* Poll established during the 2019 season.					

SEASON HIGHS – TEAM	
BATTING	
At Bats:	47, at ULM (3/24/24)
Runs Scored:	10, vs. Central Michigan (2/16/24)
Hits:	13, at App State (Gm 2) (4/7/24)
RBI:	9, vs. Central Michigan (2/16/24)
Doubles:	4, vs. UMass (2/23/24)
Triples:	2, 3x, last vs. McNeese State (3/26/24)
Home Runs:	2, 4x, last at App State (4/6/24)
Total Bases:	18, 2x, last at App State (Gm 2) (4/7/24)
Walks:	11, at ULM (3/24/24)
Strikeouts:	11, at Arkansas (3/8/24)
Sac Hits:	2, 4x, last vs. Georgia Southern (4/14/24)
Sac Flies:	2, 2x, last vs. Louisiana (3/15/24)
Stolen Bases:	7, vs. North Carolina Central (2/9/24)
Hit By Pitch:	2, 2x, last vs. Louisiana (Gm 2) (3/16/24)
Runners LOB:	8, 2x, last vs. Central Arkansas (2/11/24)
Hit into DP:	2, 6x, last at App State (Gm 2) (4/7/24)
FIELDING	
Putouts:	39, at ULM (3/24/24)
Assists:	18, at ULM (3/24/24)
Errors:	3, 3x, vs. Texas State (3/30/24)
Passed Balls:	1, vs. St. John's (2/10/24)
DPs Turned:	2, at App State (Gm 1) (4/7/24)
PITCHING	
Innings Pitched:	13.0, at ULM (3/24/24)
Runs Allowed:	15, vs. Louisiana (Gm 2) (3/16/24)
Earned Runs	15, vs. Louisiana (Gm 2) (3/16/24)
Walks Allowed:	5, 3x, last vs. Northern Iowa (3/1/24)
Strikeouts:	13, vs. Saint Francis (3/10/24)
Hits Allowed:	18, vs. Louisiana (Gm 2) (3/16/24)
Doubles Allowed:	5, vs. Northern Iowa (3/8/24)
Triples Allowed:	1, 7x, last vs. Louisiana (3/15/24)
Home Runs Allowed:	2, 5x, last vs. Texas State (3/29/24)
Wild Pitches:	3, 2x, last vs. Texas State (3/29/24)
Hit Batters:	3, at Arkansas (3/9/24)

**2024 SOUTH ALABAMA INDIVIDUAL GAME HIGHS****Batting**

At bats:	7	-	Shelby Garrett at ULM (Mar 24, 2024)
	7	-	Mackenzie Brasher at ULM (Mar 24, 2024)
Runs scored:	3	-	Olivia Branstetter at SE Louisiana (Feb 20, 2024)
	3	-	Gabby Stagner at SE Louisiana (Feb 20, 2024)
Hits:	3	-	(12 times )
RBIs:	4	-	Gabby Stagner vs Northern Iowa (Mar 02, 2024 at Tuscaloosa, AL)
Doubles:	2	-	Olivia Branstetter vs St. John's (Feb 10, 2024 at Clearwater, Fla.)
Triples:	1	-	(12 times )
Home runs:	1	-	(19 times )
Total bases:	7	-	Gabby Stagner vs Notre Dame (Feb 09, 2024 at Clearwater, Fla.)
Walks:	2	-	(10 times )
Strikeouts:	3	-	Olivia Branstetter vs Arizona (Mar 03, 2024 at Tuscaloosa, AL)
	3	-	Mackenzie Brasher at Arkansas (Mar 08, 2024)
Sac hits:	2	-	Bailey Welch at ULM (Mar 24, 2024)
Sac flies:	1	-	(12 times )
Stolen bases:	4	-	Mackenzie Brasher vs N.C. Central (Feb 09, 2024 at Clearwater, Fla.)
Hit by pitch:	2	-	Olivia Branstetter vs Louisiana (Mar 15, 2024)
Caught stealing:	1	-	(9 times )
Runners LOB:	5	-	Mackenzie Brasher vs Georgia Southern (Apr 14, 2024)

**Fielding**

Putouts:	13	-	Sasha Willems vs St. Francis (Mar 10, 2024 at Fayetteville, Ark.)
Assists:	6	-	Olivia Branstetter vs Arizona (Mar 03, 2024 at Tuscaloosa, AL)
Errors:	2	-	Gabby Stagner vs Northern Illinois (Feb 17, 2024)

**Pitching**

Innings pitched:	13.0	-	Olivia Lackie at ULM (Mar 24, 2024)
Runs allowed:	8	-	Ryley Harrison vs Texas State (Mar 29, 2024)
Earned runs:	7	-	Madison Lagle at Arkansas (Mar 09, 2024)
	7	-	Olivia Lackie vs Louisiana (Mar 16, 2024)
	7	-	Ryley Harrison vs Texas State (Mar 29, 2024)
Walks allowed:	5	-	Olivia Lackie vs Northern Iowa (Mar 01, 2024 at Tuscaloosa, AL)
Strikeouts:	13	-	Olivia Lackie vs St. Francis (Mar 10, 2024 at Fayetteville, Ark.)
Hits allowed:	12	-	Olivia Lackie at ULM (Mar 24, 2024)
Doubles allowed:	3	-	Ryley Harrison vs Northern Iowa (Mar 08, 2024 at Fayetteville, Ark.)
	3	-	Olivia Lackie vs Louisiana (Mar 16, 2024)
Triples allowed:	1	-	(7 times )
Homers allowed:	2	-	Madison Lagle vs Northern Iowa (Mar 02, 2024 at Tuscaloosa, AL)
Wild pitches:	2	-	Ryley Harrison vs N.C. Central (Feb 09, 2024 at Clearwater, Fla.)
	2	-	Ryley Harrison vs St. John's (Feb 10, 2024 at Clearwater, Fla.)
	2	-	Olivia Lackie vs Missouri (Feb 10, 2024 at Clearwater, Fla.)
Hit batters:	2	-	(4 times )



**2024 SOUTH ALABAMA OPPONENT GAME HIGHS – TEAM****Batting**

At bats:	48	-	at ULM (Mar 24, 2024)
Runs scored:	15	-	vs Louisiana (Mar 16, 2024)
Hits:	18	-	vs Louisiana (Mar 16, 2024)
RBIs:	14	-	vs Louisiana (Mar 16, 2024)
Doubles:	5	-	vs Northern Iowa (Mar 08, 2024 at Fayetteville, Ark.)
Triples:	1	-	(7 times )
Home runs:	2	-	(5 times )
Total bases:	24	-	vs Louisiana (Mar 16, 2024)
Walks:	8	-	vs Texas State (Mar 29, 2024)
Strikeouts:	13	-	vs St. Francis (Mar 10, 2024 at Fayetteville, Ark.)
Sac hits:	3	-	at ULM (Mar 24, 2024)
Sac flies:	2	-	vs Eastern Kentucky (Feb 17, 2024)
Stolen bases:	4	-	vs Northern Illinois (Feb 17, 2024)
	4	-	vs Louisiana (Mar 16, 2024)
Hit by pitch:	3	-	at Arkansas (Mar 09, 2024)
Caught stealing:	1	-	(7 times )
Runners LOB:	11	-	at ULM (Mar 24, 2024)
Hit into DP:	2	-	at App State (Apr 07, 2024)

**Fielding**

Putouts:	39	-	at ULM (Mar 24, 2024)
Assists:	18	-	vs Georgia Southern (Apr 13, 2024)
Errors:	4	-	vs Central Arkansas (Feb 11, 2024 at Clearwater, Fla.)
	4	-	at SE Louisiana (Feb 20, 2024)
	4	-	at ULM (Mar 23, 2024)
Passed balls:	1	-	at App State (Apr 07, 2024)
DPs turned:	2	-	(6 times )

**Pitching**

Innings pitched:	13.0	-	at ULM (Mar 24, 2024)
Runs allowed:	11	-	vs Northern Iowa (Mar 02, 2024 at Tuscaloosa, AL)
Earned runs:	9	-	vs Northern Iowa (Mar 02, 2024 at Tuscaloosa, AL)
Walks allowed:	11	-	at ULM (Mar 24, 2024)
Strikeouts:	11	-	at Arkansas (Mar 08, 2024)
Hits allowed:	13	-	at App State (Apr 07, 2024)
Doubles allowed:	4	-	vs UMass (Feb 23, 2024 at Columbia, S.C.)
Triples allowed:	2	-	vs Northern Illinois (Feb 17, 2024)
	2	-	vs Louisiana (Mar 16, 2024)
	2	-	vs McNeese (Mar 26, 2024)
Homers allowed:	2	-	(4 times )
Wild pitches:	4	-	vs Central Michigan (Feb 16, 2024)
	4	-	vs James Madison (Feb 25, 2024 at Columbia, S.C.)
Hit batters:	2	-	vs Louisiana (Mar 15, 2024)
	2	-	vs Louisiana (Mar 16, 2024)

**2024 SOUTH ALABAMA OPPONENT GAME HIGHS – INDIVIDUALS****Batting**

At bats:	6	-	Edwards,A at ULM (Mar 24, 2024)
	6	-	Bacon,L at ULM (Mar 24, 2024)
	6	-	Carter,Elle at ULM (Mar 24, 2024)
Runs scored:	3	-	Pupillo, A. vs Northern Iowa (Mar 08, 2024 at Fayetteville, Ark.)
	3	-	Ellestad vs Louisiana (Mar 16, 2024)
	3	-	C. Trahan vs Texas State (Mar 29, 2024)
Hits:	3	-	(11 times )
RBIs:	7	-	S.Vanderford vs Texas State (Mar 29, 2024)
Doubles:	2	-	K. Drafton vs Eastern Kentucky (Feb 17, 2024)
Triples:	1	-	(7 times )
Home runs:	2	-	Daly vs Missouri (Feb 10, 2024 at Clearwater, Fla.)
	2	-	Gray vs Nebraska (Mar 09, 2024 at Fayetteville, Ark.)
	2	-	S.Vanderford vs Texas State (Mar 29, 2024)
Total bases:	10	-	Gray vs Nebraska (Mar 09, 2024 at Fayetteville, Ark.)
Walks:	2	-	(6 times )
Strikeouts:	3	-	Mazur vs Georgia Southern (Apr 13, 2024)
Sac hits:	1	-	(18 times )
Sac flies:	1	-	(8 times )
Stolen bases:	2	-	Shumaker vs Northern Illinois (Feb 17, 2024)
	2	-	Langeliers vs Louisiana (Mar 16, 2024)
	2	-	Brown,Mea at ULM (Mar 24, 2024)
Hit by pitch:	1	-	(26 times )
Caught stealing:	1	-	(7 times )
Runners LOB:	5	-	J. Riley vs Eastern Kentucky (Feb 17, 2024)
	5	-	Butler vs James Madison (Feb 25, 2024 at Columbia, S.C.)
	5	-	K. Bass vs Texas State (Mar 30, 2024)

**Fielding**

Putouts:	15	-	Scupin vs Arizona (Mar 03, 2024 at Tuscaloosa, AL)
	15	-	Roe vs Louisiana (Mar 16, 2024)
Assists:	8	-	Edwards vs James Madison (Feb 25, 2024 at Columbia, S.C.)
	8	-	Thames vs Georgia Southern (Apr 13, 2024)
Errors:	2	-	(6 times )
Passed balls:	1	-	B. Kennerly at App State (Apr 07, 2024)

**Pitching**

Innings pitched:	8.1	-	Stoddard vs Arizona (Mar 03, 2024 at Tuscaloosa, AL)
Runs allowed:	8	-	DAVIS,J. vs N.C. Central (Feb 09, 2024 at Clearwater, Fla.)
	8	-	Bolton, J. vs UMass (Feb 23, 2024 at Columbia, S.C.)
Earned runs:	8	-	Bolton, J. vs UMass (Feb 23, 2024 at Columbia, S.C.)
Walks allowed:	6	-	DAVIS,J. vs N.C. Central (Feb 09, 2024 at Clearwater, Fla.)
	6	-	Dato vs Northern Illinois (Feb 17, 2024)
	6	-	Nichols,M at ULM (Mar 24, 2024)
Strikeouts:	9	-	J. Mullins vs Texas State (Mar 30, 2024)
Hits allowed:	8	-	Mearns vs St. John's (Feb 10, 2024 at Clearwater, Fla.)
	8	-	A. Vawter at South Carolina (Feb 24, 2024)
	8	-	J. Mullins vs Texas State (Mar 30, 2024)
Doubles allowed:	4	-	Bolton, J. vs UMass (Feb 23, 2024 at Columbia, S.C.)

THE LAST TIME (INDIVIDUAL)...

HITTING

Had 3 Hits in a Game:

USA: Mackenzie Brasher, at App State (Gm 2) (4/7/24)

OPP: Sara Vanderford and Ciara Trahan, Texas State (3/29/24)

Had 4+ Hits in a Game:

USA: (4) Odalys Cordova, at Nicholls (3/21/23)

OPP: (4) Hannah Roberts, Jacksonville (2/21/20)

Scored 3 runs in a Game:

USA: (3) Gabby Stagner and Olivia Branstette, at Southeastern Louisiana (2/20/20)

OPP: (3) Ciara Trahan, Texas State (3/29/24)

Scored 4+ in a Game:

USA: (4) Jenny Stevens, vs. Western Kentucky (3/19/11)

OPP: (4) Whitney Walton, UT Arlington (3/10/19)

Had 3 RBI in a Game:

USA: (3) Meredith Keel, vs. Troy (Gm 2) (5/6/23)

OPP: (3) Janai Conklin, Georgia Southern (4/13/24)

Had 4 RBI in a Game:

USA: (4) Gabby Stagner, vs. Northern Iowa (3/2/24)

OPP: (7) Sara Vanderford, Texas State (3/29/24)

Had 5 RBI in a Game:

USA: (6) Gabby Stagner, at Southern Miss (Gm 2) (4/30/23)

OPP: (7) Sara Vanderford, Texas State (3/29/24)

Had 6+ RBI in a Game:

USA: (6) Gabby Stagner, at Southern Miss (Gm 2) (4/30/23)

OPP: (7) Sara Vanderford, Texas State (3/29/24)

Hit 2+ Doubles in a Game:

USA: (2) Olivia Branstetter, vs. Missouri (2/10/24)

OPP: (2) Kennedy Drafton, Eastern Kentucky (2/17/24)

Hit 2 or More Triples in a Game:

USA: (2) Kaleigh Todd, vs. Purdue (3/5/17)

OPP: (2) Julia Hollingsworth, Tulsa (2/16/19)

Hit 2 or More Home Runs in a Game:

USA: (2) Victoria Ortiz, vs. Troy (Gm 2) (5/6/23)

OPP: (2) Sara Vanderford, Texas State (3/29/24)

Had 2 or More Players with 2 or More Home Runs in a Game:

USA: (2) Jenny Stevens and (2) Christin Crocker, vs. Alabama State (2/12/11)

OPP: (2) Shelbi Sunseri (2) and Georgia Clark, LSU (2/12/22)

Had a Walk-Off Hit (Run-Rule Game):

USA: Sasha Willems, vs. Georgia State (3/19/23) – 2B 7 RBI in the Bot 6th

OPP: Story Ktozenick, Louisiana (4/8/23) – F7 SF RBI in the Bot 5th

Had a Walk-Off Hit (7 inn. or More):

USA: Gabby Stagner, vs. Georgia Southern (4/14/24) – HR 8 RBI in the Bot 7th

OPP: Tori Gilbert, Virginia (3/4/22) – HR LC 2RBI in the Bot 7th

Had a Walk-Off Home Run (Run-Rule or 7 inn. or More Game):

USA: Gabby Stagner, vs. Georgia Southern (4/14/24) – HR 8 RBI in the Bot 7th

OPP: McKenna Gibson (3/5/22) – HR LC 2 RBI in the Bot 6th

Hit a Three-Run Home Run:

USA: Gracie Tentinger at Arkansas (3/9/24)

OPP: Sara Vanderford, Texas State (3/29/24)

Hit a Grand Slam:

USA: Gabby Stagner, vs. Northern Iowa (3/2/24)

OPP: Kate Covington, Virginia (2/13/21)

Hit a Grand Slam in back-to-back games:

USA: Gabby Stagner, at UT Arlington (3/12-13/22)

Hit a Inside-the-Park Home Run:

USA: Haleigh Lowe, at Troy (4/18/18)

OPP: Sydney Young, Bradley (3/1/19)

Hit Back-to-Back Home Runs:

USA: Sasha Willems and Abby Allen vs. Tulsa (2/25/23) – 4th inn. w/ 2 out

OPP: Mia Davidson and Matalasi Faapito, Mississippi State (2/27/22) – 3rd inn. w/ 1 out

Had a Pinch-Hit Home Run (All Games):

USA: Sidney Lee, at Arkansas (3/9/24) – Bot 7th

Had a Pinch-Hit Home Run (Home Game):

USA: Abby Allen, vs. Troy (5/4/23) – Bot 6th

Had a Pinch-Hit Home Run (Road Game):

USA: Sidney Lee, at Arkansas (3/9/24) – Bot 7th

Hit for Cycle in a Game:

USA: Never – USA individual has been one hit away on 10 occasions, last

Sasha Willems, vs. Bowling Green (3/4/23)

OPP: Never

Stole 3+ Bases in a Game:

USA: (4) Mackenzie Brasher, vs. North Carolina Central Notre Dame (2/9/24)

OPP: (3) Laura Curry, UT Arlington (3/10/18)

Drew 3 Walks in a Game:

USA: Gabby Stagner, vs. Bowling Green (3/4/23)

OPP: Emma Holland, Nicholls State (2/25/20)

Drew 4+ Walks in a Game:

USA: None

OPP: (4) Jenny Welch, Florida International (4/25/10)

PITCHING

Threw a no-hitter (individual):

USA: Olivia Lackie, at ULM (Gm 1) (3/23/24)

OPP: Ashley Kriesel and Katie Hartwell, Stephen F. Austin (2/23/20)

Threw a no-hitter (combined):

USA: Olivia Lackie (4.0) and Madison Lagle (1.0), vs. Mississippi Valley State (2/17/23)

OPP: Ashley Kriesel and Katie Hartwell, Stephen F. Austin (2/23/20)

Threw a perfect game:

USA: Devin Brown, vs. ULM (3/20/16)

OPP: None

Threw a complete-game shutout (individual):

USA: Olivia Lackie, vs. Georgia Southern (4/12/24)

OPP: Jessica Mullins, Texas State (3/28/24)

Threw a complete-game shutout (combined):

USA: Olivia Lackie (4.0) and Kaitlyn Hughes (1.0), vs. Iona (3/11/23)

OPP: Meghan Schroman (1.0), Sam Landry (5.0) and Kendra Lamb, Louisiana (4/9/23)

Recorded 10 or more strikeouts:

USA: (13) Oliva Lackie, vs. Saint Francis (3/10/24)

OPP: (10) Morgan Schroman, Louisiana (4/8/23)

Recorded 15 or more strikeouts:

USA: (18) Olivia Lackie, vs. Texas State (3/18/22)

OPP: (15) Jessica LeBeau, Kent State (Gm 1) (3/6/21)

Recorded 20 or more strikeouts:

USA: (20) Beth Pilgrim, vs. Middle Tennessee (3/27/10)

OPP: (21) Randi Rupp, Texas State (Gm 1) (4/7/18)

Gave up 10 or more hits:

USA: (12) Olivia Lackie, at ULM (3/24/24)

OPP: (10) Jessica Adams, UT Arlington (3/12/22)

FIELDING

Recorded 10 or more putouts:

USA: (10) Sasha Willems, vs. Texas State (3/28/24)

OPP: (13) Katie Perkins, Georgia Southern (4/13/24)

Recorded 15 or more putouts:

USA: (15) Sasha Willems, vs. Louisiana Tech (2/26/23)

OPP: (15) Sam Roe, Louisiana (Gm 1) (3/16/24)

Recorded 5 or more assists:

USA: (5) Marley Sims, at ULM (3/24/24)

OPP: (8) Delanie Thames, Georgia Southern (4/13/24)

THE LAST TIME (TEAM)...

SOUTH ALABAMA

Was ranked:	T-23rd - Final 2013 USAToday/FastPitch Coaches Association Top 25 Poll
Received votes in a national poll:	3/12/24 - Received (4) votes in the ESPN/USASoftball
Defeated a ranked team:	W, 3-2 vs. No. 23 Texas State - 3/30/24
Won series vs. ranked team:	at No. 18 Texas State - 4/9 - 11/21 (Won 3-of-3)
Played an 8-inning game:	(13) at ULM - 3/24/24 - W, 5-4
Played a 9-inning game:	(13) at ULM - 3/24/24 - W, 5-4
Played a 10-inning game:	(13) at ULM - 3/24/24 - W, 5-4
Played an 11+inning game:	(13) at ULM - 3/24/24 - W, 5-4
Lost 5+ straight (season):	2/11/22 - 2/20/22 (8)
USA was no-hit and won:	vs. ULM - 3/29/14 (USA, 2-0)

SOUTH ALABAMA

Won an extra-inning game:	at ULM - 3/24/24 - W, 5-4 (13 inn.)
Won a run-rule game:	vs. Northern Iowa - 3/2/24 - W, 11-3 (5 inn.)
Overcame a 4-run deficit to win:	(4) at Southern Miss - 4/28/23
Overcame a 5+run deficit to win:	(5) vs. Georgia State - 3/19/23

OPPONENT

Louisiana (Gm 2) - 3/23/24 - L, 3-13 (8 inn.)
Louisiana (Gm 2) - 4/8/23 - L, 0-8 (5 inn.)
(4) Ole Miss - 3/10/21
(7) ULM - 4/19/19

HITTING

Scored 8 runs in an inning:	vs. Georgia State - 5/11/22	(13) Louisiana (Gm 2) - 3/16/24
Scored 9 runs in an inning:	vs. Appalachian State - 3/7/20	(13) Louisiana (Gm 2) - 3/16/24
Scored 10 or more runs in an inning:	(10) at Appalachian State - 3/30/19	(13) Louisiana (Gm 2) - 3/16/24
Scored 4+ runs in back-to-back innings:	vs. Austin Peay - 2/9/14	Florida State - 2/21/18
Consecutive games with at least one run:	8 straight games	2 straight games
Had 10 or more hits in a game:	(13) at App State (Gm 2) - 4/7/24	(12) Texas State - 3/29/24
Had 15 or more hits in a game:	(15) at Nicholls State - 4/20/22	(18) Louisiana (Gm 2) - 3/16/24
Had 20 or more hits in a game:	(20) vs. Alabama A&M - 4/17/07	N/A
Consecutive games with at least one hit:	201 straight game	12 straight games
Hit 3 HR in a game:	vs. Nicholls - 4/6/21	(3) Southern Miss - 4/28/23
Hit 4 HR in a game:	vs. Louisiana - 4/14/22	Louisiana (Gm 1) - 4/8/23
Hit 5 HR in a game:	vs. ULM - 4/20/13	Louisiana - 5/8/15
Hit 6+ HR in a game:	at Georgia State - 3/28/15	None
Scored 10 runs:	at ULM (Gm 2) - 3/23/24	(13) Texas State - 3/29/24
Scored 11 runs:	vs. Northern Iowa - 3/2/24	(13) Texas State - 3/29/24
Scored 12 runs:	vs. Bowling Green - 3/4/23	(13) Texas State - 3/29/24
Scored 13 runs:	vs. Appalachian State - 3/7/20	(13) Texas State - 3/29/24
Scored 14 runs:	at Georgia State (Gm 2) - 4/13/19	Louisiana - 5/15/21
Scored 15+ runs:	(15) vs. Lehigh - 2/22/14	(15) Louisiana - 5/15/21
Stole 4 bases in a game:	(7) vs. North Carolina Central - 2/9/24	(4) Louisiana (Gm 2) - 3/16/24
Stole 5 or more bases in a game:	(7) vs. North Carolina Central - 2/9/24	(5) Louisiana - 4/14/22

PITCHING

Had 10 or more strikeouts in a game:	(13) vs. Saint Francis - 3/10/24	(11) Arkansas - 3/8/24
Had 15 or more strikeouts in a game:	(18) vs. Texas State - 3/18/22	(16) Minnesota - 2/8/20
Had 20 or more strikeouts in a game:	(20) vs. Middle Tennessee - 3/27/10	(21) Texas State - 4/7/18
Walked 6 or more batters in a game:	(8) vs. Texas State - 3/29/24	(6) Georgia Southern - 4/23/23
Threw a shutout:	vs. Georgia Southern (4/12/24)	Texas State - 3/28/24
Threw a no-hitter:	at ULM (Gm 2) - 3/23/24 (Games since - 12)	Stephen F. Austin - 2/23/20 (Games since - 201)
Threw a perfect game:	vs. ULM - 3/20/16 (Games since - 380)	N/A (Games since - 917)
Allowed 2 HRs in a game:	vs. Texas State - 3/29/24	Arkansas - 3/9/24
Allowed 3 or more HRs in a game:	(3) at Southern Miss - 4/28/23	(4) Louisiana - 4/14/22

FIELDING

Committed 3+ errors	(3) vs. Texas State - 3/30/24	(3) Georgia Southern - 4/14/24
---------------------	-------------------------------	--------------------------------



SOUTH ALABAMA SINGLE-GAME RECORDS

INDIVIDUAL	
AT BATS	
7	2x, last Mackenzie Brasher and Shelby Garrett, at ULM, 3/24/24
RUNS SCORED	
4	Several times, last by Jenny Stevens, vs. Western Kentucky, 3/19/11
HITS	
5	2x, last by Emily Messer, vs. Southern Mississippi, 2/21/16
RUNS BATTED IN	
6	5x, last by Gabby Stagner, at Southern Miss (6m 2), 4/30/23
DOUBLES	
2	Several times, last by Olivia Branstetter, vs. Missouri, 2/10/24
TRIPLES	
2	Kaleigh Todd, vs. Purdue, 3/5/17
HOME RUNS	
3	Kamdyn Kvistad, at Coastal Carolina, 4/24/18
WALKS	
3	Several times, last by Gabby Stagner, vs. Bowling Green, 3/4/23
STOLEN BASES	
4	2x, last by Mackenzie Brasher, vs. North Carolina Central, 2/9/24
SACRIFICE HITS	
3	2x, last Sasha Willems, at Texas State, 3/26/23
INNINGS PITCHED	
15.0+	Jenna Hardy, at Nicholls State, 2/25/20
STRIKEOUTS	
20	Beth Pilgrim vs. Middle Tennessee, 3/27/10

TEAM	
AT BATS	
55	at Nicholls State, 2/25/20
RUNS SCORED	
18	vs. Evansville, 2/19/11
HITS	
20	vs. Alabama A&M, 4/17/07
RUNS BATTED IN	
16	4x, last vs. Southeastern Louisiana, 3/7/12
DOUBLES	
6	Georgia State, 4/12/19
TRIPLES	
3	2x, last vs. Illinois, 2/8/20
HOME RUNS	
7	vs. Alabama State, 2/12/11
WALKS	
13	2x, last vs. Appalachian State, 3/7/20
STOLEN BASES	
8	vs. Mississippi Valley State, 2/17/23
MOST RUNNERS LEFT ON BASE (ALL GAMES)	
16	at ULM, 3/24/24 (W, 5-4, 13 inn.)
16	at Appalachian State, 3/26/16 (W, 6-0)
16	vs. Georgia Tech, 5/18/12 (W, 4-3) - NCAA Regional - Tuscaloosa, Ala.
MOST RUNNERS LEFT ON BASE (WHEN SHUT OUT)	
12	at Troy, 5/2/09 (L, 0-6)
STRIKEOUTS	
20	vs. Middle Tennessee, 3/27/10
HITS ALLOWED	
18	vs. Louisiana, 3/16/24
RUNS ALLOWED	
20	vs. Arizona State, 2/27/09
EARNED RUNS ALLOWED	
16	vs. Arizona State, 2/27/09
HOME RUNS ALLOWED	
5	vs. Louisiana, 5/8/15
MOST RUNS SCORED IN AN INNING	
14	vs. Evansville, 2/19/11 in the 4th inning (W, 18-0, 5 inn.)
MOST RUNS ALLOWED IN AN INNING	
13	2x, last vs. Louisiana (6m 2), 3/16/24 in the 5th inning (L,3-15, 8 inn.)

MISCELLANEOUS RECORDS

LONGEST WIN STREAK		
17 games		2013, 4/4-5/17
SINGLE-SEASON WINS		
48	2013	
LONGEST LOSING STREAK		
9 games		2020, 2/18-2/28
LONGEST GAME		
16 innings		at Nicholls State, 2/25/20; L, 3-4
LONGEST HIT STREAK		
201 games		2/23/20 - 4/14/24
NO-HITTERS (23)		
Linden Jones	vs. Middle Tennessee, 3/24/07	
Beth Pilgrim	vs. Bethune-Cookman, 2/24/08	
Beth Pilgrim	vs. Saint Louis, 3/12/09	
Morgan Druhan	vs. Alabama AGM, 2/11/11	
Hannah Campbell	vs. Middle Tennessee, 4/2/11	
Hannah Campbell	vs. UC-Santa Barbara, 3/8/13	
Farish Beard	vs. Troy, 4/24/13	
Hannah Campbell	vs. Louisiana, 5/9/13	
Hannah Campbell	vs. Mississippi Valley State, 5/17/13	
Farish Beard	vs. Texas-San Antonio, 3/1/14	
Hannah Campbell	vs. Nicholls State, 3/12/14	
Farish Beard	vs. Georgia Southern, 4/11/15	
Devin Brown	vs. ULM, 3/20/16	
Devin Brown	vs. Appalachian State, 3/26/16	
Devin Brown	vs. Kennesaw State, 4/30/16	
Devin Brown	vs. Tennessee Tech, 2/24/17	
Alexis Reid	vs. Butler, 2/11/18	
Olivia Lackie	vs. Appalachian State, 3/14/21	
Olivia Lackie	vs. UT Arlington, 3/12/22	
Olivia Lackie and Madison Lagle	vs. Mississippi Valley State, 2/17/23	
Olivia Lackie	vs. Missouri State, 2/18/23	
Jenna Hardy	vs. Bowling Green, 3/4/23	
Olivia Lackie	at ULM (Gm 1), 3/23/24	
PERFECT GAMES (3)		
Hannah Campbell	vs. Mississippi Valley State, 5/17/13	
Hannah Campbell	vs. Nicholls State, 3/12/14	
Devin Brown	vs. ULM, 3/20/16	
BIGGEST COMEBACKS BY SOUTH ALABAMA IN A WIN		
6	at Troy - 5/14/21	W, 10-6
	USA trailed 6-0 heading into the top of the 5th inning	
6	vs. ULM - 4/10/10	W, 7-6
	USA trailed 6-0 heading into the bottom of the 3rd inning	
5	vs. Georgi State - 3/19/23	
	USA trailed 5-0 heading into the bottom of the 2nd inning	
4	at Southern Miss - 4/28/23	
	USA trailed 4-0 heading into the top of the 4th inning	
4	vs. Murray State - 3/2/13	W, 8-6
	USA trailed 6-2 heading into the top of the 5th inning	
4	at ULM - 4/6/07	W, 8-5 (8)
	USA trailed 5-1 heading into the top of the 7th inning	
4	vs. Southern Mississippi - 3/26/07	W, 9-8
	USA trailed 8-4 heading into the bottom of the 7th inning	

BIGGEST COMEBACKS BY A SOUTH ALABAMA OPPONENT IN A LOSS		
7	at ULM - 4/19/19	L, 11-16
	USA led 7-0 after the top of the 2nd inning	
6	at UTA - 3/8/19	L, 9-10
	USA led 9-3 after the top of the 3rd inning	
6	vs. Florida State - 5/19/13	L, 6-7 (8)
	USA led 6-0 after the bottom of the 2nd inning	
5	vs. Purdue - 2/9/08	L, 6-7
	USA led 5-0 after the top of the 3rd inning	
4	at Ole Miss - 3/10/21	L, 5-6 (8)
	USA led 4-0 heading into the bottom of the 5th inning	
4	at Louisiana - 3/13/16	L, 6-10
	USA led 6-2 heading into the bottom of the 6th inning	
4	at North Texas - 3/15/08	L, 5-6 (9)
	USA led 5-1 after the top of the 2nd inning	
4	at Nicholls State - 4/2/08	L, 4-5
	USA led 4-0 after the top of the 5th inning	
SCORED FOUR OR MORE RUNS IN BACK-TO-BACK INNINGS		
	vs. Jackson State - 2/19/17	
	USA scored 4 runs in the 1st inning and 4 runs in the 2nd inning	W, 11-1 (5)
	vs. Austin Peay - 2/9/14	W, 12-0 (5)
	USA scored 6 runs in the 3rd inning and 4 runs in the 4th inning	
	vs. Alabama AGM - 2/11/11	W, 15-0 (5)
	USA scored 4 runs in the 1st inning and 6 runs in the 2nd inning	
	vs. Alabama AGM - 4/17/07	W, 17-0 (5)
	USA scored 9 runs in the 2nd inning and 5 runs in the 3rd inning	
	vs. Belmont - 2/17/07	W, 12-0 (5)
	USA scored 6 runs in the 2nd inning and 5 runs in the 3rd inning	
ALLOWED FOUR OR MORE RUNS IN BACK-TO-BACK INNINGS		
	Florida State - 2/21/18	L, 1-14 (5)
	Florida State scored 7 runs in the 2nd inning and 4 runs in the 3rd inning	
	Dartmouth - 2/27/16	L, 7-12
	Dartmouth scored 5 runs in the 4th inning and 4 runs in the 5th inning	
	ULM - 3/13/11	L, 3-11 (5)
	ULM scored 4 runs in the 1st inning and 4 runs in the 2nd inning	
	LSU - 3/5/10	L, 0-11 (5)
	LSU scored 4 runs in the 2nd inning and 4 runs in the 3rd inning	
	Florida - 2/14/09	L, 0-13 (5)
	UF scored 6 runs in the 4th inning and 4 runs in the 5th inning	

GRAND SLAMS AND MISCELLANEOUS STREAKS

All-Time Grand Slams			
#	Player	Opponent	Date
1	Katie McGuire	at Southeastern Louisiana	2/20/07
2	Tara Donaldson	at ULM	4/6/07
3	Jenny Stevens	at ULM	4/6/07
4	Kalin Lassiter	at Jacksonville State	3/19/09
5	Christin Crocker	at Middle Tennessee	3/21/09
6	Christin Crocker	at Southeastern Louisiana	3/30/10
7	Brittany Fowler	Lipscomb	2/12/12
8	Britany Campbell	Southeastern Louisiana	3/7/12
9	Haley Hopkins	Florida International	4/29/12
10	Brittany Fowler	Louisiana	3/16/13
11	Julie Moss	at Florida International	3/24/13
12	Britany Campbell	North Texas	4/13/13
13	Alex Breeden	at ULM	4/20/13
14	Dayla Gulledge	Kennesaw State	4/30/16
15	Haleigh Lane	Troy	5/8/16
16	Katelyn Gruich	at ULM	4/23/17
17	Abby Krzywiecki	at Georgia State	4/13/19
18	Gabby Stagner	at UT Arlington	3/12/22
19	Gabby Stagner	at UT Arlington	3/13/22
20	Gabby Stagner	at Southern Miss	4/28/23
21	Gabby Stagner	vs. Northern Iowa	3/2/24

Top 10 Hitting Streaks			
Rk	Games	Player	Season
1.	15	Evelyne Pare	2008
	15	Blair Johnson	2015
	15	Haleigh Lane	2016
	15	Emily Messer	2016
5.	14	Gabby Stagner	2023-24
	14	Evelyne Pare	2007
	14	Kaleigh Todd	2018
8.	12	Brittany Fowler	2011
	12	Chloe Rathburn	2015
	12	Brittani Reid	2019
	12	Sasha Willems	2024

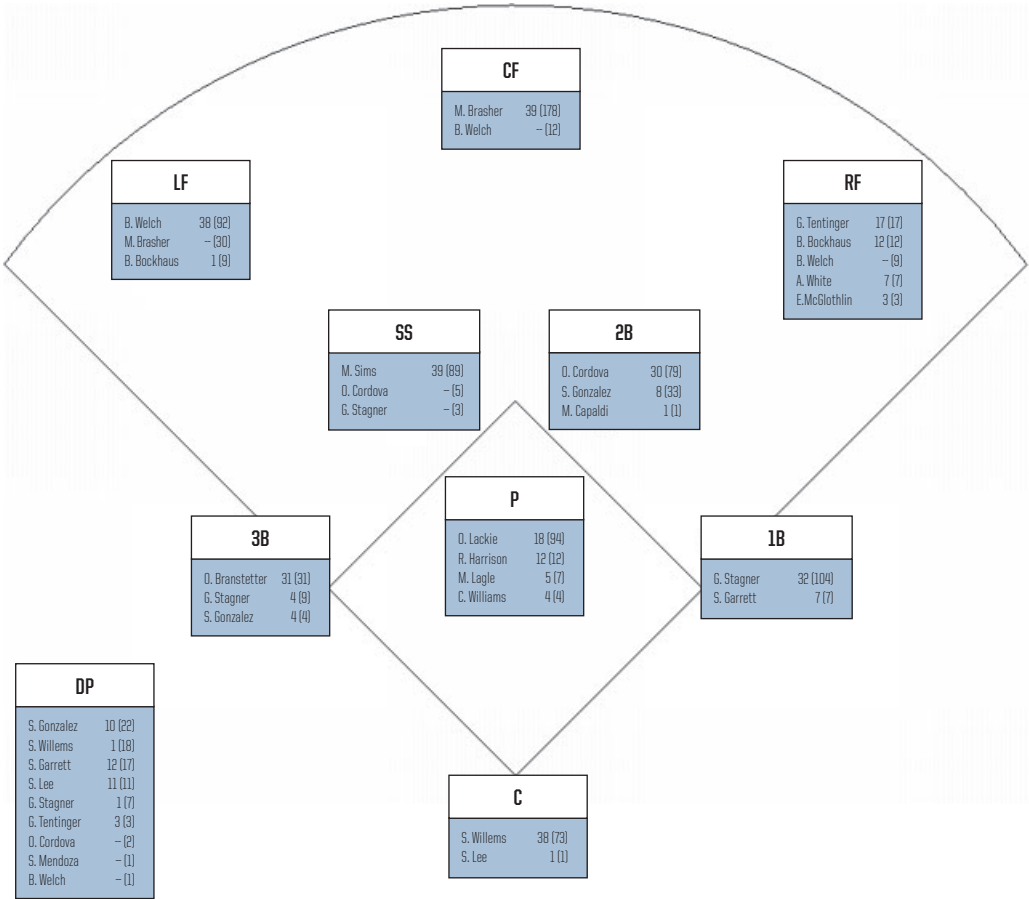
Career Grand Slams	
Number	Player
4	Gabby Stagner
2	Brittany Fowler
2	Britany Campbell
2	Christin Crocker
1	Katie McGuire
1	Tara Donaldson
1	Jenny Stevens
1	Kalin Lassiter
1	Haley Hopkins
1	Julie Moss
1	Alex Breeden
1	Dayla Gulledge
1	Haleigh Lane
1	Katelyn Gruich
1	Abby Krzywiecki

Top 20 Reached Base Streaks			
Rk	Games	Player	Season
1.	34	Brittany Fowler	2012-13
2.	29	Victoria Ortiz	2023
3.	27	Brittany Fowler	2013
4.	26	Emily Messer	2016
5.	23	Brittany Fowler	2011
	23	Kaleigh Todd	2018
7.	21	Mackenzie Brasher	2023
	21	Abby Allen	2022
	21	Brittani Reid	2019
	21	Chloe Rathburn	2014
11.	20	Tara Donaldson	2009
12.	19	Emily Messer	2015-16
	19	Stephanie Pilkington	2015
	19	Stephanie Pilkington	2015
	19	Meghan Collins	2012
	19	Jenny Stevens	2011
	19	Gabby Stagner	2023-24
18.	18	Chloe Rathburn	2015
	18	Chloe Rathburn	2015
	18	Evelyne Pare	2007

Inside-the-Park Home Runs				
#	Player	Opponent	Location	Date
1	Britany Campbell	Central Arkansas	Mobile, Ala.	2/17/13
2	Emily Messer	Georgia Southern	Mobile, Ala.	4/12/15
3	Kaleigh Todd	ULM	Monroe, La.	4/22/17
4	Haleigh Lowe	Troy	Troy, Ala.	4/18/18

Top 10 Longest Winning Streaks		
#	Started	Last Win in Streak
17	4/4/13 - vs. Florida Atlantic (11-0)	5/17/13 - vs. Mississippi Valley State (10-0)
15	2/20/11 - vs. Southeastern Louisiana (7-1)	3/12/11 - ULM (5-2)
14	4/11/23 - vs. Nicholls (3-2)	5/11/23 - vs. James Madison (4-1)
13	3/8/14 - vs. Illinois (5-3)	3/30/14 - vs. ULM (7-0)
12	2/8/13 - vs. Tennessee State (9-1)	2/23/13 - vs. Delaware (1-0)
11	3/28/15 - at Georgia State (8-7)	4/15/15 - at Mississippi State (3-2)
9	2/15/14 - at LSU (2-1)	3/1/14 - vs. Texas-San Antonio (3-0)
9	4/28/12 - vs. Florida International (2-0)	5/18/12 - vs. Georgia Tech (4-3)
8	2/17/17 - vs. Butler (2-0)	2/25/17 - vs. Stephen F. Austin (3-0)
8	4/2/16 - vs. Georgia State (7-0)	4/16/16 - at Georgia Southern (14-0)
8	3/16/16 - at Southern Mississippi (5-1)	3/26/16 - at Appalachian State (6-0)

SOUTH ALABAMA STARTS BY POSITION IN 2024 AND CAREER



LATE-GAME JAGUAR HEROICS

COME FROM BEHIND WINS (5)

Date	Opponent	Deficit(s), inn.	Final
2/10/24	vs. St. John's	0-2, 2nd inn.	W, 3-2
2/17/24	vs. Northern Illinois	0-3, 1st inn.	W, 8-4
3/8/24	at No. 18 Arkansas	0-1, 1st inn.	W, 2-1
3/30/24	vs. No. 23 Texas State	1-2, 7th inn.	W, 3-2
4/14/24	vs. Georgia Southern	0-1, 3rd inn.	W, 2-1

LAST AT-BAT WINS (5)

Date	Opponent	Score (inn.)	GW Play
2/10/24	vs. St. John's	2-2 (7th inn.)	Willems RBI 1B 7
2/17/24	vs. Northern Illinois	4-4 (6th inn.)	Sims RBI FC
3/24/24	at ULM	4-4 (13 inn.)	Branstetter HR 7 RBI
3/30/24	vs. No. 23 Texas State	1-2, 7th inn.	Brasher RBI 1B 9
4/14/24	vs. Georgia Southern	1-1, 7th inn.	Stagner HR 8 RBI

WALK-OFF WINS (3)

Date	Opponent	Score (inn.)	GW Play
2/10/24	vs. St. John's	2-2 (7th inn.)	Willems RBI 1B 7
3/30/24	vs. No. 23 Texas State	1-2, 7th inn.	Brasher RBI 1B 9
4/14/24	vs. Georgia Southern	1-1, 7th inn.	Stagner HR 8 RBI

2024 SOUTH ALABAMA SUMMARY OF GAMES PLAYED AT POSITION AND BATTING ORDER

Player	GS	Position											Batting Order								
		p	c	1b	2b	3b	ss	lf	cf	rf	of	dp	1st	2nd	3rd	4th	5th	6th	7th	8th	9th
19 Sasha Willems	39	.	38	.	.	.	.	.	.	.	.	1	.	2	29	7	1	.	.	.	.
18 Mackenzie Bra	39	.	.	.	.	.	.	.	39	.	.	.	36	3	.	.	.	.	.	.	.
11 Marley Sims	39	.	.	.	.	.	39	.	.	.	.	.	.	1	.	.	.	.	.	.	38
14 Bailey Welch	38	.	.	.	.	.	.	38	.	.	.	.	.	3	.	.	.	.	17	18	.
13 Gabby Stagner	37	.	.	32	.	4	.	.	.	.	.	1	1	29	7	.	.	.	.	.	.
1 Olivia Branstett	31	.	.	.	.	31	.	.	.	.	.	.	2	.	2	23	4	.	.	.	.
27 Odalys Cordov	30	.	.	.	30	.	.	.	.	.	.	.	.	1	.	1	14	10	4	.	.
9 Stephanie Gonz	22	.	.	.	8	4	.	.	.	.	.	10	.	.	1	4	7	6	1	3	.
10 Gracie Tenting	20	.	.	.	.	.	.	.	.	17	.	3	.	.	.	.	4	8	6	1	1
24 Shelby Garrett	19	.	.	7	.	.	.	.	.	.	.	12	.	.	.	2	6	8	3	.	.
99 Olivia Lackie	18	18	.	.	.	.	.	.	.	.	.	.	.	.	.	.	.	.	.	.	.
4 Brooklyn Bock	13	.	.	.	.	.	.	1	.	12	.	.	.	.	.	.	.	.	5	8	.
5 Sidney Lee	13	.	1	.	.	.	.	.	.	.	.	12	.	.	.	2	3	7	1	.	.
12 Ryley Harrison	12	12	.	.	.	.	.	.	.	.	.	.	.	.	.	.	.	.	.	.	.
33 Amity White	7	.	.	.	.	.	.	.	.	7	.	.	.	.	.	.	.	.	2	5	.
22 Madison Lagle	5	5	.	.	.	.	.	.	.	.	.	.	.	.	.	.	.	.	.	.	.
8 Cadence Willia	4	4	.	.	.	.	.	.	.	.	.	.	.	.	.	.	.	.	.	.	.
2 Erin McGlothlin	3	.	.	.	.	.	.	.	.	3	.	.	.	.	.	.	.	.	.	3	.
44 Marlayna Capa	1	.	.	.	1	.	.	.	.	.	.	.	.	.	.	.	.	.	.	1	.



## 2024 SOUTH ALABAMA RECORD FOR STARTERS BY POSITION AND LINEUP

## PITCHER:

99 Olivia Lackie	18	(13-5)
12 Ryley Harrison	12	(7-5)
22 Madison Lagle	5	(1-3)
8 Cadence Williams	4	(2-2)

## CATCHER:

19 Sasha Willems	38	(23-14)
5 Sidney Lee	1	(0-1)

## FIRST BASE:

13 Gabby Stagner	32	(18-13)
24 Shelby Garrett	7	(5-2)

## SECOND BASE:

27 Odalys Cordova	30	(18-11)
9 Stephanie Gonzale	8	(5-3)
44 Marlayna Capaldi	1	(0-1)

## THIRD BASE:

1 Olivia Branstetter	31	(16-14)
9 Stephanie Gonzale	4	(4-0)
13 Gabby Stagner	4	(3-1)

## SHORTSTOP:

11 Marley Sims	39	(23-15)
----------------	----	---------

## LEFT FIELD:

14 Bailey Welch	38	(23-14)
4 Brooklynn Bockha	1	(0-1)

## CENTER FIELD:

18 Mackenzie Brashe	39	(23-15)
---------------------	----	---------

## RIGHT FIELD:

10 Gracie Tentinger	17	(9-7)
4 Brooklynn Bockha	12	(8-4)
33 Amity White	7	(4-3)
2 Erin McGlothlin	3	(2-1)

## DESIGNATED HITTER:

5 Sidney Lee	12	(10-2)
24 Shelby Garrett	12	(4-7)
9 Stephanie Gonzale	10	(6-4)
10 Gracie Tentinger	3	(2-1)
13 Gabby Stagner	1	(1-0)
19 Sasha Willems	1	(0-1)

## LEADOFF:

18 Mackenzie Brashe	36	(23-12)
1 Olivia Branstetter	2	(0-2)
13 Gabby Stagner	1	(0-1)

## 2ND SPOT:

13 Gabby Stagner	29	(18-10)
18 Mackenzie Brashe	3	(0-3)
14 Bailey Welch	3	(2-1)
19 Sasha Willems	2	(1-1)
27 Odalys Cordova	1	(1-0)
11 Marley Sims	1	(1-0)

## 3RD SPOT:

19 Sasha Willems	29	(16-12)
13 Gabby Stagner	7	(4-3)
1 Olivia Branstetter	2	(2-0)
9 Stephanie Gonzale	1	(1-0)

## CLEANUP:

1 Olivia Branstetter	23	(11-11)
19 Sasha Willems	7	(5-2)
9 Stephanie Gonzale	4	(4-0)
5 Sidney Lee	2	(1-1)
24 Shelby Garrett	2	(1-1)
27 Odalys Cordova	1	(1-0)

## 5TH SPOT:

27 Odalys Cordova	14	(9-5)
9 Stephanie Gonzale	7	(4-3)
24 Shelby Garrett	6	(2-4)
1 Olivia Branstetter	4	(3-1)
10 Gracie Tentinger	4	(2-1)
5 Sidney Lee	3	(2-1)
19 Sasha Willems	1	(1-0)

## 6TH SPOT:

27 Odalys Cordova	10	(4-5)
24 Shelby Garrett	8	(5-3)
10 Gracie Tentinger	8	(5-3)
5 Sidney Lee	7	(6-1)
9 Stephanie Gonzale	6	(3-3)

## 7TH SPOT:

14 Bailey Welch	17	(9-8)
10 Gracie Tentinger	6	(3-3)
4 Brooklynn Bockha	5	(4-1)
27 Odalys Cordova	4	(3-1)
24 Shelby Garrett	3	(1-1)
33 Amity White	2	(2-0)
5 Sidney Lee	1	(1-0)
9 Stephanie Gonzale	1	(0-1)

## 8TH SPOT:

14 Bailey Welch	18	(12-5)
4 Brooklynn Bockha	8	(4-4)
33 Amity White	5	(2-3)
2 Erin McGlothlin	3	(2-1)
9 Stephanie Gonzale	3	(3-0)
44 Marlayna Capaldi	1	(0-1)
10 Gracie Tentinger	1	(0-1)

## 9TH SPOT:

11 Marley Sims	38	(22-15)
10 Gracie Tentinger	1	(1-0)

2024 SOUTH ALABAMA PINCH HITTING

No.	Player	GM#	Date	Opponent	Scoring	Inn	Outs	Score	Final
1.	S. Gonzalez	3	2/10	vs. St. John's	KS	7	0	2-2	W, 3-2
2.	S. Garrett	5	2/11	vs. Central Arkansas	F8	5	2	3-2	W, 3-2
3.	S. Mendoza	7	2/17	vs. Northern Illinois	BB	4	2	4-4	W, 8-4
4.	M. Capladi	11	2/23	vs. UMass	P6	6	0	7-0	W, 8-0 (6)
5.	S. Garrett	11	2/23	vs. UMass	I3	6	1	7-0	W, 8-0 (6)
6.	S. Garrett	13	2/24	at South Carolina	BB RBI	6	0	2-2	W, 5-2
7.	S. Garrett	15	3/1	vs. Northern Iowa	E6F	7	0	2-3	L, 2-3
8.	S. Garrett	16	3/2	vs. Northern Iowa	BB	2	1	0-0	W, 11-3 (5)
9.	S. Mendoza	16	3/2	vs. Northern Iowa	BB	5	1	10-1	W, 11-3 (5)
10.	S. Mendoza	18	3/3	vs. Arizona	53 GDP	5	1	1-1	T, 1-1 (11)
11.	S. Gonzalez	18	3/3	vs. Arizona	KS	8	2	1-1	T, 1-1 (11)
12.	S. Lee	18	3/3	vs. Arizona	FC 62	10	0	1-1	T, 1-1 (11)
13.	S. Lee	20	3/8	at Arkansas	KL	3	1	0-2	W, 2-1
14.	S. Lee	22	3/9	at Arkansas	HR 7	7	1	3-10	L, 4-10
15.	S. Mendoza	22	3/9	at Arkansas	P5	7	1	4-10	L, 4-10
16.	S. Gonzalez	22	3/9	at Arkansas	I8 7	7	2	4-10	L, 4-10
17.	S. Mendoza	23	3/10	vs. Saint Francis	BB	6	0	1-0	W, 2-0
18.	S. Lee	24	3/15	vs. Louisiana	3U	7	2	2-3	L, 2-3
19.	S. Lee	25	3/16	vs. Louisiana (Gm 1)	FC	7	2	2-6	L, 2-6
20.	S. Mendoza	26	3/16	vs. Louisiana (Gm 2)	KS	6	1	2-0	L, 3-15 (8)
21.	S. Mendoza	28	3/23	at ULM (Gm 2)	E9F	5	2	4-2	W, 10-2
22.	M. Capladi	28	3/23	at ULM (Gm 2)	P6	7	0	8-2	W, 10-2
23.	S. Lee	29	3/24	at ULM	KS	4	1	3-3	W, 5-4 (13)
24.	S. Mendoza	29	3/24	at ULM	F7	10	1	3-3	W, 5-4 (13)
25.	B. Bockhaus	30	3/26	vs. McNeese State	KS	4	2	1-2	L, 2-3
26.	S. Gonzalez	30	3/26	vs. McNeese State	3U RBI	7	0	1-3	L, 2-3
27.	C. Gavin	36	4/7	at App State (Gm 2)	F8	5	1	5-1	W, 5-1
28.	B. Bockhaus	37	4/12	vs. Georgia Southern	FC	6	2	3-0	W, 3-0
29.	S. Garrett	38	4/13	vs. Georgia Southern	53	7	2	3-6	L, 3-6

Hitter Stat Line: 2 Hits, – 2Bs, – 3Bs, 1 HRs, 3 RBI, 5 BB, – HBP, 6 Ks

DOUBLE-DIGIT STRIKEOUT GAMES

CAREER			
Rk	Player	Season(s)	Total
1.	Devin Brown	2015-18	39
2.	Olivia Lackie	2021-22	22
3.	Farish Beard	2012-15	21
4.	Beth Pilgrim	2007-10	13
5.	Hannah Campbell	2011-14	10
6.	Linden Jones	2007	6
7.	Morgan Druhan	2010-11	5
8.	Jenna Hardy	2020-23	2
9.	Allie Hughen	2020-22	1

SINGLE-SEASON			
Rk	Player	Season	Total
1.	Devin Brown	2016	20
2.	Farish Beard	2014	8
3.	Devin Brown	2017	7
	Devin Brown	2018	7
	Olivia Lackie	2021	7
	Olivia Lackie	2022	7
7.	Farish Beard	2013	6
	Beth Pilgrim	2010	6
	Linden Jones	2007	6
	Olivia Lackie	2023	5
11.	Devin Brown	2015	5
	Beth Pilgrim	2009	5
13.	Farish Beard	2015	4
	Hannah Campbell	2014	4
	Hannah Campbell	2012	4
--	Olivia Lackie	2024	3

SINGLE-SEASON - SENIOR			
Rk	Player	Season	Total
1.	Devin Brown	2018	7
2.	Beth Pilgrim	2010	6
	Linden Jones	2007	6
4.	Farish Beard	2015	4
	Hannah Campbell	2014	4
--	Olivia Lackie	2024	3

SINGLE-SEASON - JUNIOR			
Rk	Player	Season	Total
1.	Farish Beard	2014	8
2.	Devin Brown	2017	7
3.	Beth Pilgrim	2009	5
	Olivia Lackie	2023	5
5.	Hannah Campbell	2013	2

SINGLE-SEASON - SOPHOMORE			
Rk	Player	Season	Total
1.	Devin Brown	2016	20
2.	Olivia Lackie	2022	7
3.	Farish Beard	2013	6
4.	Hannah Campbell	2012	4
5.	Morgan Druhan	2011	3
6.	Beth Pilgrim	2007	2

SINGLE-SEASON - FRESHMAN			
Rk	Player	Season	Total
1.	Olivia Lackie	2021	7
2.	Devin Brown	2015	5
3.	Farish Beard	2012	3
4.	Morgan Druhan	2010	2

2024 JAGUARS VS. OTHER CONFERENCES

American Athletic (AAC) - 1-1	Southeastern (SEC) - 3-21
Charlotte 0-1	Alabama 1-0
UAB 1-0	Arkansas 1-1
	Mississippi State 0-0
	Missouri 0-1
	South Carolina 1-0

Atlantic Coast (ACC) - 1-0	Southland (SLC) - 1-1
Notre Dame 1-0	McNeese State 0-1
	Southeastern Louisiana 1-0

Atlantic Sun (A-SUN) - 1-1	Sun Belt (SBC) - 0-1
Central Arkansas 1-0	James Madison (Non-Conference) 0-1
Eastern Kentucky 0-1	

Atlantic 10 (A10) - 1-0	
UMass 1-0	

Big East (Big East) - 1-0	
St. John's 1-0	

Big Ten (B10) - 0-1	
Nebraska 0-1	

Mid-American (MAC) - 2-0	
Central Michigan 1-0	
Northern Illinois 1-0	

Mid-Eastern Athletic (MEAC) - 1-0	
North Carolina Central 1-0	

Missouri Valley (MVC) - 1-2	
Northern Iowa 1-2	

Northeast (NEC) - 1-0	
Saint Francis 1-0	

Pac 12 (Pac 12) - 0-0-1	
Arizona 0-0-1	

## 2024 SOUTH ALABAMA HOME RUN TRACKER

NO.	PLAYER (HR NUMBER)	OPPONENT (DATE)	PITCHER	ON-BASE	INNING	OUTS	COUNT	SCORE	FINAL
1	Gabby Stagner (1)*	vs. Notre Dame (2/9)	Micaela Klastor	0	5	0	2-2	4-0	W, 5-1
2	<b>Olivia Branstetter (1)*</b>	<b>vs. Missouri (2/10)</b>	<b>Marissa McCann</b>	<b>0</b>	<b>2</b>	<b>0</b>	<b>2-2</b>	<b>0-0</b>	<b>L, 3-6</b>
3	Gabby Stagner (2)	vs. Eastern Kentucky (2/17)	Maddie Rutan	2	7	0	1-2	4-10	L, 7-10
4	Gabby Stagner (3)*	vs. UAB (2/18)	Leigha Kirby	0	6	0	3-2	1-0	W, 2-0
5	Gabby Stagner (4)	vs. UMass (2/23)	Julianne Bolton	1	2	2	1-2	4-0	W, 8-0 (6)
6	Gabby Stagner (5)	vs. Northern Iowa (3/2)	Samantha Heyer	3	2	1	0-0	2-0	W, 11-3 (5)
7	Gracie Tentinger (1)	vs. Northern Iowa (3/2)	Maddy McDermont	0	3	1	3-2	6-0	W, 11-3 (5)
8	<b>Gabby Stagner (6)*</b>	<b>vs. Arizona (3/3)</b>	<b>Miranda Stoddard</b>	<b>0</b>	<b>4</b>	<b>0</b>	<b>0-1</b>	<b>0-1</b>	<b>T, 1-1 (11)</b>
9	Shelby Garrett (1)*	vs. Northern Iowa (3/8)	Anna Wischnowski	0	5	0	2-0	1-3	L, 2-7
10	Gracie Tentinger (2)	at Arkansas (3/9)	Hannah Camenzind	2	2	0	2-1	0-7	L, 4-10
11	Sydney Lee (2)	at Arkansas (3/9)	Hannah Camenzind	0	7	1	0-1	3-10	L, 4-10
12	<b>Gabby Stagner (7)</b>	<b>at ULM - Gm 2 (3/23)</b>	<b>Maddie Nichols</b>	<b>1</b>	<b>1</b>	<b>0</b>	<b>1-0</b>	<b>0-0</b>	<b>W, 10-2</b>
13	Bailey Welch (1)	at ULM - Gm 2 (3/23)	Kassidy Giddens	0	7	1	2-1	8-2	W, 10-2
14	Olivia Branstetter (2)	at ULM (3/24)	Maddie Nichols	0	13	1	2-1	4-4	W, 5-4 (13)
15	Shelby Garrett (2)	vs. McNeese State (3/26)	Shaelyn Sanders	0	4	2	2-0	0-2	L, 2-3
16	<b>Odalys Cordova (1)*</b>	<b>at App State (4/6)</b>	<b>Delanie Buckner</b>	<b>0</b>	<b>4</b>	<b>0</b>	<b>1-0</b>	<b>0-0</b>	<b>W, 3-0</b>
17	Gabby Stagner (8)	at App State (4/6)	Delanie Buckner	1	7	1	1-1	1-0	W, 3-0
18	Bailey Welch (2)	at App State (4/7 - Gm 2)	Delanie Buckner	0	3	2	0-0	4-0	W, 5-1
19	<b>Gabby Stagner (9)</b>	<b>vs. Georgia Southern (4/14)</b>	<b>Bailey Holland</b>	<b>0</b>	<b>7</b>	<b>1</b>	<b>3-2</b>	<b>1-1</b>	<b>W, 2-1</b>

**Bold** represents game-tying or go-ahead home run

\* - Leadoff

## HOME RUN BREAKDOWN

<b>TEAM</b>	<b>2019</b>	<b>2020</b>	<b>2021</b>
Overall	19	19	19
<b>SITE</b>			
Home	4	4	4
Away	8	8	8
Neutral	7	7	7
<b>HR TYPE</b>			
Solo	12	12	12
2-Run	3	3	3
3-Run	3	3	3
Grand Slam	1	1	1
<b>NUMBER OF OUTS</b>			
0 Outs	9	9	9
1 Outs	7	7	7
2 Outs	3	3	3
<b>COUNT</b>			
0-0 Count	2	2	2
0-1 Count	2	2	2
0-2 Count	-	-	-
1-0 Count	2	2	2
1-1 Count	1	1	1
1-2 Count	3	3	3
2-0 Count	2	2	2
2-1 Count	3	3	3
2-2 Count	2	2	2
3-0 Count	-	-	-
3-1 Count	-	-	-
3-2 Count	3	3	3
<b>CLASS</b>			
Freshmen	2	2	2
Sophomores	2	2	2
Juniors	12	12	12
Seniors	3	3	3
<b>INNING</b>			
1st Inning	1	1	1
2nd Inning	4	4	4
3rd Inning	2	2	2
4th Inning	3	3	3
5th Inning	2	2	2
6th Inning	2	2	2
7th Inning	5	5	5
Extra Innings	1	1	1
<b>MISCELLANEOUS</b>			
to Left Field	10	10	10
to Left Center Field	4	4	4
to Center Field	4	4	4
to Right Center Field	1	1	1
to Right Field	-	-	-
Inside the Park	-	-	-
Leadoff	5	5	5
<b>GAME TYPE</b>			
Non-Conference	12	12	12
Sun Belt Regular Season	7	7	7
Sun Belt Tournament	-	-	-
NCAA Tournament	-	-	-
<b>GAME RESULT</b>			
Wins	12	12	12
Losses	6	6	6
Ties	1	1	1
<b>MONTH</b>			
February	5	5	5
March	10	10	10
April	4	4	4
May	-	-	-

SOUTH ALABAMA SOFTBALL CAREER HOME RUNS

(EI) extra-inning home run | (GS) grand slam | (IP) inside the park home run | (LO) leadoff home run | (PH) pinch-hit home run | (WO) walk-off home run

GABBY STAGNER

No.	Opponent	Date	Pitcher	RBI
21	Georgia Southern	4/14/24	Bailey Holland	(WO) 1
20	at App State	4/6/24	Delanie Buckner	2
19	at ULM	3/23/24	Maddie Nichols	2
18	vs. Arizona	3/3/24	Miranda Stoddard	(LO) 1
17	vs. Northern Iowa	3/2/24	Samantha Heyer	(GS) 4
16	vs. UMass	2/23/24	Julianne Bolton	2
15	UAB	2/18/24	Leigha Kirby	(LO) 3
14	Eastern Kentucky	2/17/24	Maddie Rutan	3
13	vs. Notre Dame	2/9/24	Micaela Kastor	(LO) 1
12	Marshall	5/12/23	Sydney Nester	2
11	Troy	5/1/23	Leanna Johnson	3
10	at Southern Miss	4/28/23	Paige Kilgore	(GS) 4
9	at Louisiana	4/8/23	Meghan Schorman	1
8	Georgia State	3/19/23	Emily Hodnett	2
7	Rutgers	2/19/23	Jaden Vickers	2
6	Georgia Southern	5/1/22	Kastin Belogorska	1
5	Louisiana	4/14/22	Meghan Schorman	2
4	Louisiana	4/14/22	Sam Landry	2
3	at UTA	3/13/22	Gracie Bumpurs	(GS) 4
2	at UTA (6m 2)	3/12/22	Gracie Bumpurs	(GS) 4
1	vs. Belmont	2/25/22	Delayna Bryant	(WO) 3

Home HRs: 9  
Road HRs: 6  
Neutral Site HRs: 6

0-Out HRs: 10  
1-Out HRs: 5  
2-Out HRs: 6

STEPHANIE GONZALEZ

No.	Opponent	Date	Pitcher	RBI
3	Georgia Southern	5/1/22	Kastin Belogorska	1
2	Nicholls State	3/16/22	Brittney Turner	1
1	at Florida State	2/16/22	Emma Watson	(PH) 2

Home HRs: 2  
Road HRs: 1  
Neutral Site HRs: --

0-Out HRs: --  
1-Out HRs: 1  
2-Out HRs: 2

SASHA WILLEMS

No.	Opponent	Date	Pitcher	RBI
3	vs. Bowling Green	3/4/23	Mackenzie Krafcik	3
2	vs. Tennessee Tech	3/3/23	Callie Piper	1
1	Tulsa	2/25/23	Maura Moore	3

Home HRs: 1  
Road HRs: --  
Neutral Site HRs: 2

0-Out HRs: --  
1-Out HRs: 1  
2-Out HRs: 1

BAILEY WELCH

No.	Opponent	Date	Pitcher	RBI
3	at App State (Gm 2)	4/7/24	Delanie Buckner	1
2	at ULM (Gm 2)	3/23/24	Kassidy Giddens	1
1	at Southern Miss	4/30/23	Paige Kilgore	1

Home HRs: --  
Road HRs: 3  
Neutral Site HRs: --

0-Out HRs: --  
1-Out HRs: 2  
2-Out HRs: 1

GRACIE TENTINGER

No.	Opponent	Date	Pitcher	RBI
2	at Arkansas	3/9/24	Hannah Camenzind	3
1	vs. Northern Iowa	3/2/24	Maddy McDermont	1

Home HRs: --  
Road HRs: 1  
Neutral Site HRs: 1

0-Out HRs: 1  
1-Out HRs: 1  
2-Out HRs: --

OLIVIA BRANSTETTER

No.	Opponent	Date	Pitcher	RBI
2	at ULM	3/24/24	Maddie Nichols	1
1	vs. Missouri	2/10/24	Marissa McCann	(LO) 1

Home HRs: --  
Road HRs: 1  
Neutral Site HRs: 1

0-Out HRs: 1  
1-Out HRs: 1  
2-Out HRs: --

SHELBY GARRETT

No.	Opponent	Date	Pitcher	RBI
2	McNeese State	3/26/24	Shaelyn Sanders	1
1	vs. Northern Iowa	3/8/24	Anna Wischnowski	(LO) 1

Home HRs: --  
Road HRs: --  
Neutral Site HRs: 1

0-Out HRs: 1  
1-Out HRs: --  
2-Out HRs: --

ODALYS CORDOVA

No.	Opponent	Date	Pitcher	RBI
2	at App State	4/6/24	Delanie Buckner	(LO) 1
1	vs. Lehigh	3/11/23	Katelyn Young	(LO) 1

Home HRs: --  
Road HRs: 1  
Neutral Site HRs: 1

0-Out HRs: 2  
1-Out HRs: --  
2-Out HRs: --

SIDNEY LEE

No.	Opponent	Date	Pitcher	RBI
1	at Arkansas	3/9/24	Hannah Camenzind	1

Home HRs: --  
Road HRs: 1  
Neutral Site HRs: --

0-Out HRs: --  
1-Out HRs: 1  
2-Out HRs: --

2024 OPPONENT HOME RUN TRACKER

NO.	PLAYER (HR NUMBER)	OPPONENT (DATE)	PITCHER	ON-BASE	INNING	OUTS	COUNT	SCORE	FINAL
1	Kara Daly (1)	Missouri (2/10)	Cadence Williams	1	4	1	2-1	3-0	L, 3-6
2	Kara Daly (2)	Missouri (2/10)	Olivia Lackie	1	7	2	3-2	3-4	L, 3-6
3	Arianna (5)*	Charlotte (2/24)	Olivia Lackie	0	3	0	0-1	0-0	L, 1-2
4	Reed Butler (4)	James Madison (2/25)	Cadence Williams	2	1	0	0-0	0-0	L, 2-4
5	Daryn Lamprecht (1)	Northern Iowa (3/1)	Olivia Lackie	2	2	2	3-2	0-0	L, 2-3
6	Madison Parks (2)	Northern Iowa (3/2)	Madison Lagle	0	5	1	0-0	11-1	W, 11-3 (5)
7	Kate Lappe (2)	Northern Iowa (3/2)	Madison Lagle	0	5	2	1-1	11-2	W, 11-3 (5)
8	Alexis Pupillo (7)	Northern Iowa (3/8)	Madison Lagle	0	5	1	1-1	1-2	L, 2-7
9	Ava Smithson (1)	Northern Iowa (3/8)	Olivia Lackie	0	6	1	0-1	2-3	L, 2-7
10	Sydney Gray (4)*	Nebraska (3/9)	Tori Miller	0	4	0	1-0	0-2	L, 1-5
11	Sydney Gray (5)*	Nebraska (3/9)	Olivia Lackie	0	6	0	1-1	1-3	L, 1-5
12	Raigan Kramer (2)	Arkansas (3/9)	Madison Lagle	1	1	2	3-2	0-5	L, 4-10
13	Sam Roe (3)	Louisiana (3/15)	Olivia Lackie	1	4	0	1-0	0-0	L, 2-3
14	Jourdyn Campbell (1)	Louisiana (3/16 - Gm 2)	Olivia Lackie	1	7	2	1-0	2-0	L, 3-15 (8)
15	Alexus Dibbley (3)	McNeese State (3/26)	Madison Lagle	0	5	0	0-0	1-2	L, 2-3
16	Sara Vanderford (6)	Texas State (3/30)	Tori Miller	1	5	1	1-1	3-5	L, 3-13
17	Sara Vanderford (7)	Texas State (3/30)	Rylie Harrison	2	7	2	0-0	3-10	L, 3-13
18	Peyton Darnell (7)	at App State (4/7 - Gm 1)	Rylie Harrison	0	4	2	2-1	2-0	W, 2-1
19	Peyton Darnell (8)	at App State (4/7 - Gm 2)	Olivia Lackie	0	3	2	2-1	5-0	W, 5-1
20	Janai Conklin (3)	Georgia Southern	Rylie Harrison	1	3	1	0-0	0-2	L, 3-6

\* - Leadoff

HOME RUN BREAKDOWN

Total	20	COUNT	INNING	GAME TYPE
		0-0 Count	1st Inning	Non-Conference
SITE		0-1 Count	2nd Inning	Sun Belt Regular Season
Home	6	0-2 Count	3rd Inning	Sun Belt Tournament
Away	3	1-0 Count	4th Inning	NCAA Tournament
Neutral	11	1-1 Count	5th Inning	
		1-2 Count	6th Inning	MONTH
HR TYPE		2-0 Count	7th Inning	February
Solo	10	2-1 Count	Extra Innings	March
2-Run	7	2-2 Count		April
3-Run	3	3-0 Count	MISCELLANEOUS	May
Grand Slam	--	3-1 Count	to Left Field	
		3-2 Count	to Left Center Field	
NUMBER OF OUTS			to Center Field	
0 Outs	6		to Right Center Field	
1 Outs	6		to Right Field	
2 Outs	8		Inside the Park	
			Leadoff	



2024 SOUTH ALABAMA RESULTS

OVERALL: 23-15-1 | HOME: 6-8 | AWAY: 10-1 | NEUTRAL: 7-6-1 | SUN BELT: 9-6

Date	Opponent	Score	Inns	Overall	SBC	Pitcher of record	Attend	Time
1 Feb 09, 2024	vs N.C. Central	w 8-0	6	1-0-0	0-0-0	R. Harrison (W 1-0)	234	1:28
1 Feb 09, 2024	vs Notre Dame	w 5-1	7	2-0-0	0-0-0	O. Lackie (W 1-0)	423	1:40
1 Feb 10, 2024	vs St. John's	w 3-2	7	3-0-0	0-0-0	O. Lackie (W 2-0)	344	1:50
1 Feb 10, 2024	vs Missouri	L 3-6	7	3-1-0	0-0-0	O. Lackie (L 2-1)	534	1:58
1 Feb 11, 2024	vs Central Arkansas	w 3-2	7	4-1-0	0-0-0	O. Lackie (W 3-1)	345	1:52
2 Feb 16, 2024	CENTRAL MICHIGAN	w 10-0	5	5-1-0	0-0-0	R. Harrison (W 2-0)	375	1:22
2 Feb 17, 2024	NORTHERN ILLINOIS	w 8-4	7	6-1-0	0-0-0	O. Lackie (W 4-1)	465	2:06
2 Feb 17, 2024	EASTERN KENTUCKY	L 7-10	7	6-2-0	0-0-0	R. Harrison (L 2-1)	465	2:15
2 Feb 18, 2024	UAB	w 2-0	7	7-2-0	0-0-0	O. Lackie (W 5-1)	423	1:23
Feb 20, 2024	at SE Louisiana	w 9-1	6	8-2-0	0-0-0	O. Lackie (W 6-1)	312	1:51
3 Feb 23, 2024	vs UMass	w 8-0	6	9-2-0	0-0-0	R. Harrison (W 3-1)	92	1:36
3 Feb 24, 2024	vs Charlotte	L 1-2	7	9-3-0	0-0-0	O. Lackie (L 6-2)	150	1:35
3 Feb 24, 2024	at #17 South Carolina	w 5-2	7	10-3-0	0-0-0	O. Lackie (W 7-2)	1764	2:25
3 Feb 25, 2024	vs James Madison	L 2-4	7	10-4-0	0-0-0	C. Williams (L 0-1)	85	1:57
4 Mar 01, 2024	vs Northern Iowa	L 2-3	7	10-5-0	0-0-0	O. Lackie (L 7-3)	0	1:39
4 Mar 02, 2024	vs Northern Iowa	w 11-3	5	11-5-0	0-0-0	M. Lagle (W 1-0)	0	1:44
4 Mar 02, 2024	at #10 Alabama	w 2-0	7	12-5-0	0-0-0	O. Lackie (W 8-3)	0	1:36
4 Mar 03, 2024	vs #19 Arizona	T 1-1	(11)	12-5-1	0-0-0	None	0	2:30
5 Mar 08, 2024	vs Northern Iowa	L 2-7	7	12-6-1	0-0-0	R. Harrison (L 3-2)	400	1:51
5 Mar 08, 2024	at #20 Arkansas	w 2-1	7	13-6-1	0-0-0	O. Lackie (W 9-3)	1500	1:54
5 Mar 09, 2024	vs Nebraska	L 1-5	7	13-7-1	0-0-0	M. Lagle (L 1-1)	400	1:55
5 Mar 09, 2024	at #20 Arkansas	L 4-10	7	13-8-1	0-0-0	M. Lagle (L 2-1)	3067	2:01
5 Mar 10, 2024	vs St. Francis	w 2-0	7	14-8-1	0-0-0	O. Lackie (W 10-3)	500	1:33
* Mar 15, 2024	LOUISIANA	L 2-3	7	14-9-1	0-1-0	O. Lackie (L 10-4)	750	1:47
* Mar 16, 2024	LOUISIANA-1	L 2-6	7	14-10-1	0-2-0	M. Lagle (L 1-3)	504	2:00
* Mar 16, 2024	LOUISIANA-2	L 3-15	(8)	14-11-1	0-3-0	O. Lackie (L 10-5)	504	2:20
* Mar 23, 2024	at ULM	w 1-0	7	15-11-1	1-3-0	O. Lackie (W 11-5)	446	1:38
* Mar 23, 2024	at ULM	w 10-2	7	16-11-1	2-3-0	R. Harrison (W 4-2)	614	2:10
* Mar 24, 2024	at ULM	w 5-4	(13)	17-11-1	3-3-0	O. Lackie (W 12-5)	542	4:14
Mar 26, 2024	MCNEESE	L 2-3	7	17-12-1	3-3-0	R. Harrison (L 4-3)	346	2:17
* Mar 28, 2024	#23 TEXAS STATE	L 0-1	7	17-13-1	3-4-0	O. Lackie (L 12-6)	451	1:43
* Mar 29, 2024	#23 TEXAS STATE	L 3-13	7	17-14-1	3-5-0	R. Harrison (L 4-4)	429	2:28
* Mar 30, 2024	#23 TEXAS STATE	w 3-2	7	18-14-1	4-5-0	O. Lackie (W 13-6)	411	1:54
* Apr 06, 2024	at App State	w 3-0	7	19-14-1	5-5-0	O. Lackie (W 14-6)	315	1:52
* Apr 07, 2024	at App State-1	w 2-1	7	20-14-1	6-5-0	R. Harrison (W 5-4)	201	1h 4
* Apr 07, 2024	at App State-2	w 5-1	7	21-14-1	7-5-0	O. Lackie (W 15-6)	211	1h 5
* Apr 12, 2024	GEORGIA SOUTHERN	w 3-0	7	22-14-1	8-5-0	O. Lackie (W 16-6)	558	1:24
* Apr 13, 2024	GEORGIA SOUTHERN	L 3-6	7	22-15-1	8-6-0	R. Harrison (L 5-5)	395	1:52
* Apr 14, 2024	GEORGIA SOUTHERN	w 2-1	7	23-15-1	9-6-0	O. Lackie (W 17-6)	431	1:59

\* = Conference game

- 1 - NFCA Leadoff Classic (Clearwater, Fla.)
- 2 - South Alabama Invitational (Mobile, Ala.)
- 3 - South Carolina Invitational (Columbia, S.C.)
- 4 - T-Mobile Crimson Classic (Tuscaloosa, Ala.)
- 5 - Razorback Rumble (Fayetteville, Ark.)
- ( ) extra inning game

2024 MISCELLANEOUS STATS

Multiple Hit Games	2	3	4	5+	Total
18 Mackenzie Brasher	7	4	-	-	11
13 Gabby Stagner	7	1	-	-	8
11 Marley Sims	5	1	-	-	6
1 Olivia Branstetter	3	2	-	-	5
14 Bailey Welch	4	1	-	-	5
19 Sasha Willems	3	2	-	-	5
27 Odalys Cordova	4	-	-	-	4
9 Stephanie Gonzalez	3	-	-	-	3
10 Gracie Tentinger	2	-	-	-	2
5 Sidney Lee	1	-	-	-	1
24 Shelby Garrett	-	1	-	-	1
33 Amity White	1	-	-	-	1
TEAM	40	12	0	0	52

Multiple RBI Games	2	3	4	5+	Total
13 Gabby Stagner	6	1	1	-	8
1 Olivia Branstetter	3	-	-	-	3
11 Marley Sims	3	-	-	-	3
14 Bailey Welch	2	-	-	-	2
18 Mackenzie Brasher	2	-	-	-	2
27 Odalys Cordova	2	-	-	-	2
5 Sidney Lee	2	-	-	-	2
19 Sasha Willems	1	-	-	-	1
9 Stephanie Gonzalez	1	-	-	-	1
10 Gracie Tentinger	-	1	-	-	1
4 Brooklynn Bockhaus	1	-	-	-	1
TEAM	23	2	1	0	26

Hitting Streaks	Longest	Current
13 Gabby Stagner	13	2
19 Sasha Willems	12	-
18 Mackenzie Brasher	8	-
1 Olivia Branstetter	6	-
27 Odalys Cordova	6	-
9 Stephanie Gonzalez	5	-
11 Marley Sims	3	-
24 Shelby Garrett	3	-
14 Bailey Welch	3	-
10 Gracie Tentinger	2	-
5 Sidney Lee	2	1
4 Brooklynn Bockhaus	1	-
33 Amity White	1	1
2 Erin McGlothlin	1	-

Reached Base Streaks	Longest	Current
13 Gabby Stagner	18	2
19 Sasha Willems	12	3
18 Mackenzie Brasher	9	-
1 Olivia Branstetter	7	-
9 Stephanie Gonzalez	7	-
14 Bailey Welch	6	1
27 Odalys Cordova	6	-
24 Shelby Garrett	6	-
5 Sidney Lee	5	1
11 Marley Sims	5	1
2 Erin McGlothlin	2	-
10 Gracie Tentinger	2	-
4 Brooklynn Bockhaus	2	-
33 Amity White	1	1
21 Sophia Mendoza	1	1

SOUTH ALABAMA'S 2024 SEASON SUMMARY

Score by innings	1	2	3	4	5	6	7	8	9	EX	Total
South Alabama	23	34	19	13	17	19	22	1	0	2	150
Opponents	28	7	16	16	9	16	16	13	0	1	122

Record when ...

Overall	23-15-1	After 4 leading	17-2
Conference	9-6	..... trailing	1-12
Non-Conference	14-9-1	..... tied	5-1-1
Home games	6-8	After 5 leading	16-2
Away games	10-1	..... trailing	1-13
Neutral site	7-6-1	..... tied	4-0-1
Day games	21-10-1	After 6 leading	14-1
Night games	2-5	..... trailing	0-13
vs Left starter	2-4	..... tied	4-1-1
vs Right starter	21-11-1		
1-Run games	8-5	Hit 0 home runs	14-10
2-Run games	3-1	... 1 home run	6-4-1
5+Run games	6-4	... 2+ home runs	3-1
Extra innings	1-1-1		
Shutouts	9-1	Opponent 0 home runs	20-3-1
		..... 1 home run	2-8
Scoring 0-2 runs	7-9-1	..... 2+ HRs	1-4
..... 3-5 runs	9-5		
..... 6-9 runs	4-1	Made 0 errors	11-6
..... 10+ runs	3-0	.... 1 error	5-8-1
		.... 2+ errors	7-1
Opponent 0-2 runs	20-2-1		
..... 3-5 runs	3-5	Opp. made 0 errors	3-3-1
..... 6-9 runs	0-4	..... 1 error	10-9
..... 10+ runs	0-4	..... 2+ errors	10-3
Scored in 1st inning	10-0	Out-hit opponent	18-1
Opp. scored in 1st	4-8	Out-hit by opponent	2-11
Scores first	19-2	Hits are tied	3-3-1
Opp. scores first	4-13-1		

Record when team scores:

Runs	0	1	2	3	4	5	6	7	8	9	10+
W-L	0-1	1-2	6-6	5-4	0-1	4-0	0-0	0-1	3-0	1-0	3-0

Record when opponent scores:

Runs	0	1	2	3	4	5	6	7	8	9	10+
W-L	9-0	6-1	5-1	1-3	2-1	0-1	0-3	0-1	0-0	0-0	0-4

Record when leading after:

Inn.	1	2	3	4	5	6
W-L	8-0	15-1	16-2	17-2	16-2	14-1

Record when trailing after:

Inn.	1	2	3	4	5	6
W-L	3-8	2-9	2-10	1-12	1-13	0-13

Record when tied after:

Inn.	1	2	3	4	5	6
W-L	12-7	6-5	5-3	5-1	4-0	4-1

Current winning streak: 1  
Longest winning streak: 5  
Longest losing streak: 3

Home attendance : 6507 ( 14 dates avg = 464 )  
Away attendance : 12479 ( 25 dates avg = 499 )  
Total attendance: 18986 ( 39 dates avg = 486 )

2024 SOUTH ALABAMA GAME-BY-GAME BATTING

Date	Opponent	ab	r	h	rbi	2b	3b	hr	tb	bb	ibb	sb	cs	hbp	sac	sf	gdp	k	po	a	e	lob	avg
Feb 09	vs N.C. Central	26	8	7	8	3	0	0	10	6	0	7	0	0	1	0	0	1	18	6	0	7	.269
Feb 09	vs Notre Dame	27	5	10	5	1	0	1	14	0	0	0	1	0	0	0	0	3	21	6	1	4	.321
Feb 10	vs St. John's	28	3	8	3	3	0	0	11	1	0	1	0	0	0	1	0	3	21	8	1	8	.309
Feb 10	vs Missouri	26	3	5	3	0	0	1	8	1	0	1	0	0	0	0	0	6	21	2	0	3	.280
Feb 11	vs Central Arkansas	30	3	7	2	1	1	0	10	1	0	0	0	1	0	0	0	3	21	5	0	8	.270
Feb 16	CENTRAL MICHIGAN	21	10	10	9	0	1	0	12	2	0	1	0	0	0	2	0	0	15	7	0	3	.297
Feb 17	NORTHERN ILLINOIS	24	8	7	7	1	2	0	12	6	0	2	0	0	1	1	0	1	21	7	3	6	.297
Feb 17	EASTERN KENTUCKY	29	7	8	6	0	1	1	13	2	0	1	0	0	0	1	0	3	21	6	1	4	.294
Feb 18	UAB	22	2	6	2	1	0	1	10	1	0	1	1	0	0	0	1	0	21	3	0	3	.292
Feb 20	at SE Louisiana	30	9	10	6	2	1	0	14	2	0	1	0	1	0	0	0	2	18	4	1	6	.297
Feb 23	vs UMass	24	8	7	8	4	0	1	14	2	0	2	0	0	1	1	1	1	18	3	0	3	.296
Feb 24	vs Charlotte	25	1	5	0	0	0	0	5	0	0	2	0	0	1	0	0	3	18	5	1	4	.288
Feb 24	at South Carolina	31	5	11	5	2	0	0	13	2	0	0	1	0	0	0	0	3	21	3	2	7	.294
Feb 25	vs James Madison	26	2	5	1	1	0	0	6	3	0	1	0	0	0	1	0	3	21	4	0	7	.287
Mar 01	vs Northern Iowa	25	2	4	2	0	1	0	6	1	0	2	0	0	1	0	1	0	18	0	1	4	.279
Mar 02	vs Northern Iowa	21	11	7	8	1	0	2	14	7	0	0	1	0	0	0	0	1	15	1	2	2	.282
Mar 02	at Alabama	23	2	2	2	2	0	0	4	2	0	0	1	0	0	0	0	6	21	0	1	2	.272
Mar 03	vs Arizona	38	1	8	1	0	0	1	11	1	0	0	0	0	1	0	2	5	33	14	1	6	.267
Mar 08	vs Northern Iowa	25	2	5	1	1	0	1	9	1	0	2	0	0	1	0	0	4	21	5	1	4	.263
Mar 08	at Arkansas	25	2	6	2	1	0	0	7	3	0	0	0	0	1	0	0	11	21	5	0	6	.262
Mar 09	vs Nebraska	25	1	6	1	2	0	0	8	2	0	1	0	1	0	1	0	2	21	2	0	7	.261
Mar 09	at Arkansas	27	4	6	4	0	0	2	12	1	0	0	0	0	0	0	0	1	18	6	1	3	.260
Mar 10	vs St. Francis	25	2	5	1	1	0	0	6	3	0	1	0	0	1	0	1	8	21	3	1	6	.257
*Mar 15	LOUISIANA	20	2	2	2	1	0	0	3	2	0	0	0	2	0	2	2	3	21	6	0	3	.252
*Mar 16	LOUISIANA	25	2	6	2	0	2	0	10	1	0	1	0	1	0	0	1	1	21	7	1	4	.252
*Mar 16	LOUISIANA	31	3	9	2	1	0	0	10	2	0	1	0	2	1	1	0	5	24	8	1	10	.253
*Mar 23	at ULM	22	1	2	0	0	0	0	2	0	0	0	1	1	2	0	0	3	21	3	0	3	.248
*Mar 23	at ULM	32	10	10	8	2	0	2	18	4	0	1	0	1	1	0	0	5	21	6	3	7	.251
*Mar 24	at ULM	47	5	12	4	2	0	1	17	11	0	2	0	0	2	0	0	7	39	18	0	16	.251
Mar 26	MCNEESE	26	2	7	2	0	2	1	14	1	0	2	2	1	0	0	0	5	21	4	1	5	.252
*Mar 28	TEXAS STATE	23	0	1	0	0	0	0	1	1	0	0	0	0	0	0	0	5	21	6	0	3	.246
*Mar 29	TEXAS STATE	28	3	7	3	1	0	0	8	1	0	2	0	0	0	0	0	6	21	7	2	5	.246
*Mar 30	TEXAS STATE	25	3	8	3	2	0	0	10	2	0	1	0	1	0	0	1	9	21	6	3	6	.248
*Apr 06	at App State	27	3	6	3	1	0	2	13	4	0	0	0	0	0	0	1	3	21	7	2	7	.248
*Apr 07	at App State	27	2	6	2	1	0	0	7	3	0	3	0	0	0	0	0	6	21	9	0	7	.247
*Apr 07	at App State	32	5	13	5	2	0	1	18	0	0	1	0	0	2	1	0	5	21	3	0	9	.252
*Apr 12	GEORGIA SOUTHERN	24	3	8	3	0	1	0	10	1	0	0	1	0	0	0	0	4	21	1	0	4	.254
*Apr 13	GEORGIA SOUTHERN	24	3	5	2	3	0	0	8	2	0	0	0	0	0	0	0	1	21	4	0	2	.253
*Apr 14	GEORGIA SOUTHERN	23	2	4	1	0	0	1	7	5	0	0	0	0	2	0	0	2	21	4	2	9	.251
Totals		1039	150	261	129	43	12	19	385	90	0	40	9	12	19	12	11	140	822	204	33	213	.251

2024 SOUTH ALABAMA GAME-BY-GAME PITCHING

Date	Opponent	ip	h	r	er	bb	so	2b	3b	hr	wp	bk	hbp	dp	ibb	score	w-l	sv	era
Feb 09	vs N.C. Central	6.0	3	0	0	0	3	0	0	0	2	0	0	0	0	8-0	1-0	0	0.00
Feb 09	vs Notre Dame	7.0	3	1	0	1	12	0	1	0	0	0	0	0	0	5-1	2-0	0	0.00
Feb 10	vs St. John's	7.0	5	2	1	1	4	2	0	0	2	0	1	1	0	3-2	3-0	0	0.35
Feb 10	vs Missouri	7.0	6	6	6	3	3	0	0	2	3	0	2	0	0	3-6	3-1	0	1.81
Feb 11	vs Central Arkansas	7.0	3	2	2	1	7	2	1	0	0	0	1	0	0	3-2	4-1	0	1.85
Feb 16	CENTRAL MICHIGAN	5.0	5	0	0	2	1	1	0	0	0	0	1	1	0	10-0	5-1	0	1.62
Feb 17	NORTHERN ILLINOIS	7.0	4	4	2	2	9	0	0	0	0	0	0	0	0	8-4	6-1	0	1.67
Feb 17	EASTERN KENTUCKY	7.0	13	10	9	5	7	4	1	0	1	0	0	0	0	7-10	6-2	0	2.64
Feb 18	UAB	7.0	3	0	0	2	10	1	1	0	0	0	0	0	0	2-0	7-2	0	2.33
Feb 20	at SE Louisiana	6.0	4	1	0	3	8	1	0	0	0	0	0	0	0	9-1	8-2	0	2.12
Feb 23	vs UMass	6.0	2	0	0	2	9	1	0	0	0	0	2	0	0	8-0	9-2	0	1.94
Feb 24	vs Charlotte	6.0	5	2	1	1	9	1	0	1	1	0	0	1	0	1-2	9-3	0	1.88
Feb 24	at South Carolina	7.0	7	2	2	0	6	1	0	0	0	0	0	1	0	5-2	10-3	0	1.89
Feb 25	vs James Madison	7.0	5	4	4	5	3	2	0	1	1	0	1	0	0	2-4	10-4	0	2.05
Mar 01	vs Northern Iowa	6.0	2	3	3	5	6	0	0	1	0	0	1	0	0	2-3	10-5	0	2.14
Mar 02	vs Northern Iowa	5.0	7	3	3	2	3	2	0	2	0	0	0	0	0	11-3	11-5	0	2.24
Mar 02	at Alabama	7.0	3	0	0	1	6	0	0	0	0	0	1	0	0	2-0	12-5	0	2.10
Mar 03	vs Arizona	11.0	8	1	1	1	1	1	0	0	0	0	2	1	0	1-1	12-5	0	1.97
Mar 08	vs Northern Iowa	7.0	11	7	7	1	7	5	0	2	1	0	2	0	0	2-7	12-6	0	2.24
Mar 08	at Arkansas	7.0	6	1	1	1	4	2	1	0	1	0	0	0	1	2-1	13-6	0	2.18
Mar 09	vs Nebraska	7.0	9	5	5	1	6	3	0	2	0	0	1	0	0	1-5	13-7	0	2.32
Mar 09	at Arkansas	6.0	10	10	10	3	1	1	1	1	0	0	3	0	0	4-10	13-8	0	2.70
Mar 10	vs St. Francis	7.0	1	0	0	1	13	0	0	0	0	0	1	0	0	2-0	14-8	0	2.57
*Mar 15	LOUISIANA	7.0	10	3	3	1	4	2	1	1	1	0	1	0	0	2-3	14-9	0	2.59
*Mar 16	LOUISIANA	7.0	12	6	6	3	1	0	0	0	0	0	1	1	0	2-6	14-10	0	2.73
*Mar 16	LOUISIANA	8.0	18	15	15	0	3	3	0	1	0	0	2	0	0	3-15	14-11	0	3.20
*Mar 23	at ULM	7.0	0	0	0	0	5	0	0	0	0	0	1	0	0	1-0	15-11	0	3.08
*Mar 23	at ULM	7.0	6	2	0	2	1	0	0	0	0	0	0	0	0	10-2	16-11	0	2.97
*Mar 24	at ULM	13.0	12	4	4	1	5	1	0	0	1	0	1	0	0	5-4	17-11	0	2.92
Mar 26	MCNEESE	7.0	7	3	3	4	8	1	0	1	1	0	0	0	0	2-3	17-12	0	2.92
*Mar 28	TEXAS STATE	7.0	6	1	1	3	9	0	0	0	0	0	0	0	0	0-1	17-13	0	2.86
*Mar 29	TEXAS STATE	7.0	12	13	12	8	2	1	0	2	3	0	0	0	0	3-13	17-14	0	3.14
*Mar 30	TEXAS STATE	7.0	4	2	1	4	5	1	0	0	1	0	0	0	0	3-2	18-14	0	3.08
*Apr 06	at App State	7.0	4	0	0	2	7	1	0	0	0	0	0	0	1	3-0	19-14	0	2.99
*Apr 07	at App State	7.0	5	1	1	2	4	1	0	1	0	0	0	2	0	2-1	20-14	1	2.93
*Apr 07	at App State	7.0	6	1	1	2	5	1	0	1	0	0	0	0	0	5-1	21-14	1	2.88
*Apr 12	GEORGIA SOUTHERN	7.0	1	0	0	1	7	0	0	0	0	0	0	0	0	3-0	22-14	1	2.80
*Apr 13	GEORGIA SOUTHERN	7.0	12	6	6	0	6	1	0	1	0	0	0	0	0	3-6	22-15	1	2.88
*Apr 14	GEORGIA SOUTHERN	7.0	5	1	1	1	5	1	0	0	0	0	1	0	0	2-1	23-15	1	2.84
Totals		274.0	245	122	111	78	215	44	7	20	19	0	26	8	2	150-122	23-15	1	2.84



INSIDE THE BOX SCORE - INDIVIDUAL SITUATIONAL HITTING

Player	vs left			vs right			w/runners			w/bases empty			w/bases loaded			as leadoff			fly	gnd	fly/
	h	ab	avg	h	ab	avg	h	ab	avg	h	ab	avg	h	ab	avg	rch	ops	pct	out	out	gnd
4 Brooklynn Bockhaus	2	5	.400	4	36	.111	4	24	.167	2	17	.118	0	0	.000	2	11	.182	14	9	1.6
1 Olivia Branstetter	2	8	.250	21	81	.259	10	39	.256	13	50	.260	1	1	1.000	15	35	.429	23	34	0.7
18 Mackenzie Brasher	7	17	.412	36	118	.305	17	46	.370	26	89	.292	0	1	.000	17	56	.304	25	49	0.5
44 Marlayna Capaldi	0	0	.000	0	5	.000	0	1	.000	0	4	.000	0	0	.000	0	3	.000	4	0	99.9
27 Odalys Cordova	4	9	.444	18	84	.214	11	47	.234	11	46	.239	0	1	.000	10	21	.476	41	24	1.7
24 Shelby Garrett	4	11	.364	9	47	.191	5	29	.172	8	29	.276	0	0	.000	6	7	.857	18	10	1.8
15 Caitlyn Gavin	0	0	.000	0	2	.000	0	1	.000	0	1	.000	0	0	.000	0	0	.000	1	0	99.9
9 Stephanie Gonzalez	3	9	.333	13	60	.217	8	35	.229	8	34	.235	1	2	.500	6	21	.286	22	22	1.0
5 Sidney Lee	1	7	.143	6	33	.182	3	26	.115	4	14	.286	0	1	.000	2	9	.222	11	14	0.8
2 Erin McGlothlin	0	2	.000	1	5	.200	0	3	.000	1	4	.250	0	0	.000	0	1	.000	4	0	99.9
21 Sophia Mendoza	0	2	.000	0	3	.000	0	4	.000	0	1	.000	0	0	.000	1	1	1.000	2	1	2.0
11 Marley Sims	4	12	.333	21	82	.256	11	42	.262	14	52	.269	1	1	1.000	10	30	.333	25	32	0.8
13 Gabby Stagner	4	14	.286	32	102	.314	21	54	.389	15	62	.242	2	3	.667	7	19	.368	42	26	1.6
10 Gracie Tentinger	2	6	.333	7	48	.146	5	23	.217	4	31	.129	0	0	.000	3	16	.188	15	23	0.7
14 Bailey Welch	3	11	.273	20	76	.263	10	39	.256	13	48	.271	0	2	.000	6	19	.316	32	26	1.2
33 Amity White	1	3	.333	2	17	.118	1	8	.125	2	12	.167	0	0	.000	1	6	.167	5	5	1.0
19 Sasha Willems	2	12	.167	32	112	.286	15	61	.246	19	63	.302	0	1	.000	9	17	.529	37	29	1.3
Totals	39	128	.305	222	911	.244	121	482	.251	140	557	.251	5	13	.385	95	272	.349	321	304	1.1
Opponents	23	74	.311	222	972	.228	108	451	.239	137	595	.230	6	28	.214	80	274	.292	395	191	2.1

Player	pinch hitting			w/runners in scoring pos			w/runner on 3rd and LT 2 out			with 2 outs			success adv runners			2- rnrns			rch	rch	
	h	ab	avg	h	ab	avg	rbi	ops	pct	h	ab	avg	adv	ops	pct	rbi	w/out	lob	err	fc	kl
4 Brooklynn Bockhaus	0	2	.000	2	15	.133	5	7	.714	2	13	.154	13	26	.500	1	6	10	1	4	4
1 Olivia Branstetter	0	0	.000	5	17	.294	4	7	.571	6	27	.222	22	47	.468	5	4	18	4	5	0
18 Mackenzie Brasher	0	0	.000	12	33	.364	1	6	.167	13	35	.371	25	49	.510	7	4	19	5	5	2
44 Marlayna Capaldi	0	2	.000	0	1	.000	0	0	.000	0	1	.000	0	1	.000	0	0	2	0	0	0
27 Odalys Cordova	0	0	.000	4	22	.182	4	6	.667	5	31	.161	19	49	.388	4	11	19	1	7	1
24 Shelby Garrett	0	4	.000	2	19	.105	1	4	.250	4	23	.174	12	32	.375	2	3	17	3	1	4
15 Caitlyn Gavin	0	1	.000	0	0	.000	0	0	.000	0	0	.000	0	1	.000	0	0	0	0	0	0
9 Stephanie Gonzalez	1	4	.250	4	21	.190	2	6	.333	5	18	.278	15	39	.385	4	2	12	2	6	1
5 Sidney Lee	1	6	.167	3	16	.188	3	6	.500	1	12	.083	8	28	.286	2	2	12	0	5	1
2 Erin McGlothlin	0	0	.000	0	3	.000	0	0	.000	0	2	.000	1	4	.250	0	0	2	0	0	0
21 Sophia Mendoza	0	5	.000	0	4	.000	0	0	.000	0	1	.000	1	4	.250	0	0	1	1	0	0
11 Marley Sims	0	0	.000	6	31	.194	6	8	.750	6	30	.200	25	48	.521	0	6	23	4	3	3
13 Gabby Stagner	0	0	.000	12	34	.353	7	9	.778	9	29	.310	36	59	.610	4	11	14	3	3	4
10 Gracie Tentinger	0	0	.000	2	11	.182	1	5	.200	2	12	.167	8	24	.333	0	3	6	1	1	2
14 Bailey Welch	0	0	.000	5	26	.192	3	7	.429	13	34	.382	29	51	.569	7	15	18	1	5	2
33 Amity White	0	0	.000	0	4	.000	0	0	.000	1	7	.143	2	8	.250	0	1	5	0	0	1
19 Sasha Willems	0	0	.000	11	48	.229	4	11	.364	13	62	.210	26	64	.406	5	8	26	8	3	4
Totals	2	24	.083	68	305	.223	41	82	.500	80	337	.237	242	534	.453	41	76	213	34	48	29
Opponents	3	25	.120	72	282	.255	34	67	.507	78	343	.227	202	504	.401	45	58	232	18	31	64

Success Advancing Runners = percentage of times the batter advanced at least one runner during a plate appearance  
#Rnrns Adv w/Out = TOTAL number of runners advanced when the player made an out

INSIDE THE BOX SCORE TEAM GAME-BY-GAME BATTING

Date	Opponent	Total h/ab	vs Left	vs Right	With Runners	Bases Empty	Bases Loaded	With 2-outs	With RBI-op	Reach as Leadoff	3rd and LT 2out	LOB
Feb 09	vs N.C. Central	7-26	0-0	7-26	5-15	2-11	0-0	4-10	5-10	1-6	3-3	7
Feb 09	vs Notre Dame	10-27	0-0	10-27	4-13	6-14	0-1	2-6	2-8	2-6	2-4	4
Feb 10	vs St. John's	8-28	0-0	8-28	3-13	5-15	0-0	1-8	2-11	3-7	2-4	6
Feb 10	vs Missouri	5-26	0-0	5-26	2-8	3-18	0-0	1-8	2-5	2-7	1-1	3
Feb 11	vs Central Arkansas	7-30	0-0	7-30	4-13	3-17	0-0	4-13	1-8	1-7	0-0	8
Feb 16	CENTRAL MICHIGAN	10-21	0-0	10-21	8-15	2-6	0-0	3-6	5-8	1-4	3-4	3
Feb 17	NORTHERN ILLINOIS	7-24	0-0	7-24	5-17	2-7	0-1	2-7	3-7	3-6	4-6	6
Feb 17	EASTERN KENTUCKY	8-29	0-0	8-29	4-10	4-19	0-1	1-8	2-7	3-7	2-3	4
Feb 18	UAB	6-22	0-0	6-22	1-11	5-11	0-0	0-3	1-7	3-6	1-2	3
Feb 20	at SE Louisiana	10-30	0-0	10-30	6-20	4-10	1-2	3-9	3-15	3-6	3-7	6
Feb 23	vs UMass	7-24	0-0	7-24	5-11	2-13	0-0	5-10	5-10	2-6	2-3	2
Feb 24	vs Charlotte	5-25	0-0	5-25	2-10	3-15	0-0	1-8	1-8	3-7	0-0	4
Feb 24	at South Carolina	11-31	0-0	11-31	5-17	6-14	1-2	2-8	3-10	3-7	2-5	5
Feb 25	vs James Madison	5-26	0-0	5-26	2-12	3-14	0-0	2-9	0-5	2-7	1-1	6
Mar 01	vs Northern Iowa	4-25	0-0	4-25	2-11	2-14	0-0	2-9	1-6	3-7	0-1	4
Mar 02	vs Northern Iowa	7-21	0-0	7-21	4-9	3-12	1-1	1-6	2-6	2-5	3-3	2
Mar 02	at Alabama	2-23	0-0	2-23	2-4	0-19	0-0	2-10	0-2	0-7	0-0	2
Mar 03	vs Arizona	8-38	3-11	5-27	2-13	6-25	0-0	1-10	0-9	4-11	0-3	6
Mar 08	vs Northern Iowa	5-25	0-0	5-25	1-9	4-16	0-0	1-8	1-8	3-7	0-1	4
Mar 08	at Arkansas	6-25	3-14	3-11	4-14	2-11	0-0	3-9	2-9	3-7	0-0	6
Mar 09	vs Nebraska	6-25	0-0	6-25	2-9	4-16	0-0	4-11	0-4	1-7	1-1	7
Mar 09	at Arkansas	6-27	6-27	0-0	2-7	4-20	0-0	2-10	1-2	3-7	0-0	3
Mar 10	vs St. Francis	5-25	0-0	5-25	2-16	3-9	0-0	3-9	1-8	4-7	0-1	6
*Mar 15	LOUISIANA	2-20	0-1	2-19	0-5	2-15	0-0	0-6	0-3	2-7	2-2	3
*Mar 16	LOUISIANA	6-25	3-14	3-11	2-9	4-16	0-0	3-9	2-6	2-7	0-2	4
*Mar 16	LOUISIANA	9-31	5-13	4-18	3-20	6-11	0-0	1-9	1-12	5-8	2-3	10
*Mar 23	at ULM	2-22	0-0	2-22	0-6	2-16	0-0	1-7	0-4	2-7	0-1	3
*Mar 23	at ULM	10-32	3-10	7-22	7-22	3-10	0-0	4-12	3-14	2-7	1-2	7
*Mar 24	at ULM	12-47	4-11	8-36	5-26	7-21	1-3	2-14	4-20	5-13	0-5	14
Mar 26	MCNEESE	7-26	0-0	7-26	0-8	7-18	0-0	5-12	0-6	3-7	1-3	5
*Mar 28	TEXAS STATE	1-23	0-0	1-23	0-5	1-18	0-0	0-8	0-0	0-7	0-0	3
*Mar 29	TEXAS STATE	7-28	6-17	1-11	3-13	4-15	0-0	3-10	2-8	2-7	2-3	5
*Mar 30	TEXAS STATE	8-25	0-0	8-25	4-12	4-13	0-0	3-8	3-6	3-7	0-0	5
*Apr 06	at App State	6-27	0-0	6-27	2-12	4-15	0-0	1-8	0-6	2-7	0-1	7
*Apr 07	at App State	6-27	0-0	6-27	3-15	3-12	0-0	1-7	2-11	1-7	0-1	7
*Apr 07	at App State	13-32	6-10	7-22	7-19	6-13	1-1	3-10	3-13	4-7	3-3	9
*Apr 12	GEORGIA SOUTHERN	8-24	0-0	8-24	4-10	4-14	0-0	3-8	2-6	2-6	0-1	4
*Apr 13	GEORGIA SOUTHERN	5-24	0-0	5-24	2-10	3-14	0-0	0-6	2-7	3-7	0-1	2
*Apr 14	GEORGIA SOUTHERN	4-23	0-0	4-23	2-13	2-10	0-1	0-8	1-10	2-7	0-1	9
Totals		261-1039	39-128	222-911	121-482	140-557	5-13	80-337	68-305	95-272	41-82	204
		.251	.305	.244	.251	.251	.385	.237	.223	.349	.500	

## INSIDE THE BOX SCORE TEAM GAME-BY-GAME PITCHING

Date	Opponent	Score Score	Total h/ab	vs Left	vs Right	With Runners	Bases Empty	With 2-outs	Reach as Leadoff	Gnd Out	Fly Out	ERA
Feb 09	vs N.C. Central	8-0	3-21	1-2	2-19	0-4	3-17	2-8	0-6	6	9	0.00
Feb 09	vs Notre Dame	5-1	3-25	2-8	1-17	0-10	3-15	0-7	2-7	5	4	0.00
Feb 10	vs St. John's	3-2	5-26	0-6	5-20	3-11	2-15	0-6	1-7	7	9	0.35
Feb 10	vs Missouri	3-6	6-27	2-6	4-21	4-12	2-15	1-8	1-7	3	15	1.81
Feb 11	vs Central Arkansas	3-2	3-24	2-14	1-10	2-8	1-16	0-7	2-7	5	9	1.85
Feb 16	CENTRAL MICHIGAN	10-0	5-19	3-8	2-11	2-11	3-8	0-4	1-5	6	7	1.62
Feb 17	NORTHERN ILLINOIS	8-4	4-26	3-10	1-16	2-8	2-18	3-10	1-7	5	7	1.67
Feb 17	EASTERN KENTUCKY	7-10	13-31	10-18	3-13	8-20	5-11	0-7	3-7	7	6	2.64
Feb 18	UAB	2-0	3-22	1-11	2-11	0-8	3-14	1-8	3-7	3	8	2.33
Feb 20	at SE Louisiana	9-1	4-21	2-9	2-12	1-7	3-14	1-8	1-6	3	6	2.12
Feb 23	vs UMass	8-0	2-19	1-5	1-14	1-5	1-14	1-7	1-6	1	7	1.94
Feb 24	vs Charlotte	1-2	5-23	2-3	3-20	0-8	5-15	2-7	1-6	4	4	1.88
Feb 24	at South Carolina	5-2	7-27	2-5	5-22	4-12	3-15	2-8	2-7	2	12	1.89
Feb 25	vs James Madison	2-4	5-25	0-1	5-24	2-11	3-14	1-8	2-7	4	14	2.05
Mar 01	vs Northern Iowa	2-3	2-21	0-6	2-15	2-9	0-12	1-7	1-6	0	12	2.14
Mar 02	vs Northern Iowa	11-3	7-23	2-8	5-15	2-11	5-12	4-10	1-5	1	11	2.24
Mar 02	at Alabama	2-0	3-24	0-5	3-19	0-9	3-15	1-8	2-7	0	15	2.10
Mar 03	vs Arizona	1-1	8-38	8-31	0-7	1-15	7-23	3-13	4-11	14	16	1.97
Mar 08	vs Northern Iowa	2-7	11-30	5-11	6-19	4-13	7-17	3-10	2-7	5	8	2.24
Mar 08	at Arkansas	2-1	6-27	5-13	1-14	1-11	5-16	3-10	2-7	5	12	2.18
Mar 09	vs Nebraska	1-5	9-31	3-10	6-21	3-14	6-17	3-10	3-7	2	13	2.32
Mar 09	at Arkansas	4-10	10-27	5-13	5-14	8-17	2-10	5-10	2-6	7	9	2.70
Mar 10	vs St. Francis	2-0	1-22	0-2	1-20	1-5	0-17	0-7	1-7	3	5	2.57
*Mar 15	LOUISIANA	2-3	10-30	7-15	3-15	5-14	5-16	1-8	2-7	5	11	2.59
*Mar 16	LOUISIANA	2-6	12-33	6-15	6-18	8-21	4-12	3-10	4-7	8	11	2.73
*Mar 16	LOUISIANA	3-15	18-40	9-18	9-22	13-19	5-21	7-14	1-8	7	13	3.20
*Mar 23	at ULM	1-0	0-21	0-12	0-9	0-1	0-20	0-7	0-7	4	12	3.08
*Mar 23	at ULM	10-2	6-27	6-18	0-9	4-14	2-13	2-9	3-7	6	14	2.97
*Mar 24	at ULM	5-4	12-48	8-26	4-22	4-26	8-22	3-16	8-13	16	17	2.92
Mar 26	MCNEESE	2-3	7-28	4-8	3-20	2-16	5-12	0-6	4-7	4	8	2.92
*Mar 28	TEXAS STATE	0-1	6-26	6-16	0-10	1-10	5-16	4-11	2-7	6	6	2.86
*Mar 29	TEXAS STATE	3-13	12-34	7-24	5-10	8-23	4-11	4-10	5-7	5	13	3.14
*Mar 30	TEXAS STATE	3-2	4-25	4-15	0-10	1-12	3-13	2-9	3-7	5	10	3.08
*Apr 06	at App State	3-0	4-24	2-5	2-19	0-12	4-12	1-8	3-7	6	8	2.99
*Apr 07	at App State	2-1	5-23	1-5	4-18	0-6	5-17	1-6	1-7	7	8	2.93
*Apr 07	at App State	5-1	6-27	0-4	6-23	1-15	5-12	3-10	4-7	4	12	2.88
*Apr 12	GEORGIA SOUTHERN	3-0	1-22	0-11	1-11	0-2	1-20	1-8	0-7	3	11	2.80
*Apr 13	GEORGIA SOUTHERN	3-6	12-31	6-14	6-17	8-12	4-19	5-11	1-7	3	11	2.88
*Apr 14	GEORGIA SOUTHERN	2-1	5-28	5-13	0-15	2-9	3-19	4-12	0-7	4	12	2.84
Totals		150-122	245-1046	130-424	115-622	108-451	137-595	78-343	80-274	191	395	2.84
			.234	.307	.185	.239	.230	.227	.292			

SOUTH ALABAMA CAREER RECORDS

MISCELLANEOUS

GAMES PLAYED		
1.	222	Blair Johnson (2012-15)
2.	216	Kamdyn Kvistad (2018-22)
3.	215	Mackenzie Brasher (2020-24)
4.	213	Christin Crocker (2009-12)
	213	Meghan Collins (2010-13)
	213	Kaleigh Todd (2015-18)
7.	212	Brittany Fowler (2010-13)
8.	211	Kaitlyn Griffith (2012-15)
9.	210	Emily Messer (2013-16)
10.	201	Stephanie Pilkington (2013-16)
	201	Kristian Foster (2015-18)

GAMES STARTED		
1.	221	Blair Johnson (2012-15)
2.	212	Brittany Fowler (2010-13)
3.	211	Kaitlyn Griffith (2012-15)
	211	Meghan Collins (2010-13)
5.	208	Christin Crocker (2009-12)
	208	Mackenzie Brasher (2020-24)
6.	205	Kamdyn Kvistad (2018-22)
8.	195	Emily Messer (2013-16)
9.	193	Kaleigh Todd (2015-18)
10.	189	Kristian Foster (2015-18)

PCT. OF GAMES PLAYED / STARTED (GP-GS)		
	Min. 100 Games Started	
1.	1.000 (212-212)	Brittany Fowler (2010-13)
	1.000 (166-166)	Tara Donaldson (2007-09)
	1.000 (165-165)	Jenny Stevens (2007-08, '11)
	1.000 (109-109)	Chloe Rathburn (2014-15)
5.	.996 (222-221)	Blair Johnson (2012-15)
6.	.991 (213-211)	Meghan Collins (2010-13)
7.	.987 (148-146)	Meredith Keel (2021-23)
8.	.986 (211-208)	Christin Crocker (2009-12)
9.	.982 (112-110)	Evelyne Pare (2007-08)
10.	.979 (191-187)	Amanda Minahan (2014-17)
11.	.974 (193-188)	Britany Campbell (2010-13)
12.	.969 (127-123)	Gabby Stagner (2022-24)
13.	.967 (215-208)	Mackenzie Brasher (2020-24)
14.	.962 (104-100)	Brittani Reid (2018-19)
15.	.959 (195-187)	Alex Breedon (2012-16)
16.	.958 (143-137)	Kristen Hayes (2007-09)
17.	.955 (177-169)	Victoria Ortiz (2019-23)
18.	.948 (216-205)	Kamdyn Kvistad (2018-22)
19.	.940 (201-189)	Kristian Foster (2015-18)

CONSECUTIVE STARTS		
1.	189	Meghan Collins 3/28/10 - 5/19/13
2.	183	Kaitlyn Griffith 4/21/12 - 5/17/15
3.	176	Britany Campbell 4/24/10 - 5/19/13
4.	166	Kaleigh Todd 5/15/15 - 5/10/18
5.	160	Stephanie Pilkington 2/6/14 - 5/13/16
6.	158	Kristian Foster 2/11/16 - 5/10/18
7.	149	Mackenzie Brasher 5/7/21 - Current
8.	144	Christin Crocker 2/22/09 - 2/12/12
9.	141	Brittany Fowler 4/10/10 - 2/28/13
10.	129	Blair Johnson 4/25/12 - 2/17/15
11.	128	Emily Messer 4/2/14 - 5/13/16
12.	122	Haley Hopkins 2/13/10 - 3/17/12
13.	113	Kristin Hayes 2/14/07 - 2/6/09
14.	111	Tara Donaldson 2/14/07 - 5/4/08
15.	109	Chloe Rathburn 2/6/14 - 5/17/15

HITTING

BATTING AVERAGE		
1.	.374	Kaleigh Todd (2015-18)
2.	.369	Evelyne Pare (2007-08)
3.	.351	Tara Donaldson (2007-09)
4.	.347	Brittany Fowler (2010-13)
5.	.336	Meredith Keel (2021-23)
6.	.335	Brittani Reid (2018-19)
7.	.333	Emily Messer (2013-16)
8.	.328	Chloe Rathburn (2014-15)
9.	.327	Victoria Ortiz (2019-23)
	.327	Mackenzie Brasher (2020-24)
11.	.316	Haleigh Lowe (2015-18)

SLUGGING PERCENTAGE		
1.	.616	Victoria Ortiz (2019-23)
2.	.580	Brittani Reid (2018-Pres.)
3.	.557	Brittany Fowler (2010-13)
4.	.548	Gabby Stagner (2022-24)
5.	.523	Amanda Minahan (2014-17)
6.	.521	Haley Hopkins (2009-12)
7.	.517	Chloe Rathburn (2014-15)
8.	.504	Kaitlyn Griffith (2012-15)
9.	.498	Kamdyn Kvistad (2018-22)
10.	.486	Tara Donaldson (2007-09)

ON-BASE PERCENTAGE		
1.	.465	Brittany Fowler (2010-13)
2.	.456	Evelyne Pare (2007-08)
3.	.446	Tara Donaldson (2007-09)
	.446	Kaleigh Todd (2015-18)
5.	.414	Brittani Reid (2018-19)
	.414	Haleigh Lowe (2015-18)
7.	.410	Chloe Rathburn (2014-15)
8.	.404	Stephanie Pilkington (2013-16)
9.	.403	Meghan Collins (2010-13)
10.	.402	Amanda Herron (2014-15)

AT-BATS		
1.	686	Blair Johnson (2012-15)
2.	639	Mackenzie Brasher (2020-24)
3.	625	Emily Messer (2013-16)
4.	624	Christin Crocker (2009-12)
5.	618	Kaleigh Todd (2015-18)
6.	617	Kamdyn Kvistad (2018-22)
7.	614	Brittany Fowler (2010-13)
8.	556	Amanda Minahan (2014-17)
9.	554	Kristian Foster (2015-18)
10.	545	Meghan Collins (2010-13)

RUNS		
1.	162	Brittany Fowler (2010-13)
2.	145	Kaleigh Todd (2015-18)
3.	141	Emily Messer (2013-16)
4.	136	Blair Johnson (2012-15)
5.	135	Mackenzie Brasher (2020-24)
6.	120	Christin Crocker (2009-12)
7.	113	Kaitlyn Griffith (2012-15)
8.	112	Stephanie Pilkington (2013-16)
9.	109	Amanda Minahan (2014-17)
10.	107	Meghan Collins (2010-13)
	107	Jenny Stevens (2007-08, '11)

HITS		
1.	231	Kaleigh Todd (2015-18)
2.	213	Brittany Fowler (2010-13)
3.	209	Mackenzie Brasher (2020-24)
4.	208	Emily Messer (2013-16)
5.	203	Blair Johnson (2012-15)
6.	172	Kamdyn Kvistad (2018-22)
7.	170	Tara Donaldson (2007-09)
7.	168	Christin Crocker (2009-12)
8.	167	Victoria Ortiz (2019-23)
10.	165	Amanda Minahan (2014-17)

EXTRA-BASE HITS (2B-3B-HR)		
1.	81 (46-4-31)	Victoria Ortiz (2019-23)
2.	69 (34-10-25)	Brittany Fowler (2010-13)
3.	68 (36-4-28)	Christin Crocker (2009-12)
4.	66 (31-10-25)	Amanda Minahan (2014-17)
5.	65 (33-4-28)	Kaitlyn Griffith (2012-15)
6.	63 (40-8-15)	Blair Johnson (2012-15)
7.	62 (25-1-36)	Kamdyn Kvistad (2018-22)
8.	58 (40-1-17)	Meghan Collins (2010-13)
9.	54 (26-4-24)	Haley Hopkins (2009-12)
	54 (30-3-21)	Gabby Stagner (2022-24)

DOUBLES		
1.	46	Victoria Ortiz (2019-23)
2.	40	Blair Johnson (2012-15)
	40	Meghan Collins (2010-13)
4.	36	Christin Crocker (2009-12)
5.	35	Stephanie Pilkington (2013-16)
6.	34	Brittany Fowler (2010-13)
7.	33	Kaitlyn Griffith (2012-15)
8.	31	Amanda Minahan (2014-17)
9.	30	Gabby Stagner (2022-24)
10.	27	Kristian Foster (2015-18)
	27	Kennedy Cronan (2019-22)

TRIPLES		
1.	10	Amanda Minahan (2014-17)
	10	Emily Messer (2013-16)
	10	Brittany Fowler (2010-13)
4.	8	Blair Johnson (2012-15)
5.	7	Britany Campbell (2010-13)
	7	Meredith Keel (2021-23)
7.	6	Evelyne Pare (2007-08)
	6	Kaleigh Todd (2015-18)
9.	5	Julie Moss (2011-14)
	5	Ashley Elmore (2007-08)
	5	Jenny Stevens (2007-08, '11)
	5	Haleigh Lowe (2015-18)
--	3	Gabby Stagner (2022-24)

HOME RUNS		
1.	36	Kamdyn Kvistad (2018-22)
2.	31	Victoria Ortiz (2019-23)
3.	28	Christin Crocker (2009-12)
	28	Kaitlyn Griffith (2012-15)
5.	25	Amanda Minahan (2014-17)
	25	Brittany Fowler (2010-13)
7.	24	Haley Hopkins (2009-12)
8.	21	Gabby Stagner (2022-24)
9.	18	Jenny Stevens (2007-08, '11)
	18	Katelyn Gurich (2017-21)
	18	Abby Krzywiecki (2018-21)

RUNS BATTED IN		
1.	136	Brittany Fowler (2010-13)
2.	128	Kamdyn Kvistad (2018-22)
3.	126	Victoria Ortiz (2019-23)
4.	118	Blair Johnson (2012-15)
5.	115	Christin Crocker (2009-12)
6.	114	Amanda Minahan (2014-17)
7.	111	Kaitlyn Griffith (2012-15)
8.	108	Haley Hopkins (2009-12)
	108	Kristian Foster (2015-18)
10.	98	Stephanie Pilkington (2013-16)
--	91	Gabby Stagner (2022-24)

WALKS		
1.	102	Meghan Collins (2010-13)
2.	95	Brittany Fowler (2010-13)
3.	87	Stephanie Pilkington (2013-16)
4.	78	Kristian Foster (2015-18)
5.	74	Kaleigh Todd (2015-18)
	74	Kamdyn Kvistad (2018-22)
7.	73	Jenny Stevens (2007-08, '11)
8.	71	Carolina Mendoza (2007, 09-11)
9.	70	Tara Donaldson (2007-09)
10.	69	Amanda Minahan (2014-17)

SOUTH ALABAMA CAREER RECORDS

HIT BY PITCHES

1.	56	Kaitlyn Griffith (2012-15)
2.	47	Brittany Fowler (2010-13)
3.	31	Katelyn Guich (2017-21)
4.	21	Amanda Minahan (2014-17)
	21	Christin Crocker (2009-12)
6.	19	Britany Campbell (2010-13)
	19	Haley Hopkins (2009-12)
8.	14	Tara Donaldson (2007-09)
9.	12	Jenny Stevens (2007-08, 11)
	12	Stephanie Pilkington (2013-16)
	12	Kristian Foster (2015-18)
--	6	Olivia Branstetter (2024)

STOLEN BASES

1.	80	Mackenzie Brasher (2020-24)
2.	75	Kaleigh Todd (2015-18)
3.	69	Evelyne Pare (2007-08)
4.	60	Britany Campbell (2010-13)
5.	54	Jenny Stevens (2007-08, '11)
6.	50	Emily Messer (2013-16)
7.	37	Christin Crocker (2009-12)
8.	36	Gwen Jones (2014-15)
9.	25	Amanda Minahan (2014-17)
10.	24	Kaitlyn Griffith (2012-15)

SACRIFICE FLIES

1.	12	Kaitlyn Griffith (2012-15)
	12	Kristian Foster (2015-18)
3.	8	Emily Messer (2013-16)
	8	Stephanie Pilkington (2013-16)
5.	7	Brittany Fowler (2010-13)
6.	6	Christin Crocker (2009-12)
	6	Chloe Rathburn (2014-15)
	6	Kennedy Cronan (2019-22)
9.	5	Julie Moss (2011-14)
	5	Blair Johnson (2012-15)
	5	Amanda Minahan (2014-17)
	5	Meredith Keel (2021-23)
	5	Sasha Willems (2023-24)
--	4	Gabby Stagner (2022-24)

SACRIFICE HITS

1.	25	Britany Campbell (2010-13)
2.	22	Blair Johnson (2012-15)
3.	20	Katie McGuire (2007-10)
	20	Christin Crocker (2009-12)
	20	MC Nichols (2017-20)
6.	19	Carolina Mendoza (2007, '09-11)
	19	Julie Moss (2011-14)
8.	18	Haley Richards (2011-12)
9.	17	Mackenzie Brasher (2020-24)
10.	16	Stephanie Pilkington (2013-16)
	16	Kristian Foster (2015-18)
	16	Kaleigh Todd (2015-18)
	16	Belle Wolfenden (2021-22)
--	13	Bailey Welch (2021-24)
--	12	Marley Sims (2023-24)
--	12	Sasha Willems (2023-24)

PITCHING

LOWEST ERA

1.	1.57	Farish Beard (2012-15)
2.	1.62	Hannah Campbell (2011-14)
3.	1.68	Linden Jones (2007)
4.	1.85	Olivia Lackie (2021-24)
5.	1.92	Kalen McGill (2015)
	1.92	Devin Brown (2015-18)
7.	2.07	Beth Pilgrim (2007-10)
8.	2.60	Jenna Hardy (2020-23)
9.	2.62	Destin Vicknair (2016-17)
10.	2.80	Katy Neal (2009-12)

LOWEST OPP. BATTING AVERAGE

1.	.148	Farish Beard (2012-15)
2.	.182	Olivia Lackie (2021-24)
3.	.184	Devin Brown (2015-18)
4.	.193	Linden Jones (2007)
5.	.217	Hannah Campbell (2011-14)
6.	.227	Beth Pilgrim (2007-10)

7.	.231	Morgan Druhan (2010-11)
8.	.246	Jenna Hardy (2020-23)
9.	.247	Allie Hughen (2020-22)
10.	.252	Katy Neal (2009-12)

FEWEST WALKS ALLOWED / 7 INN. GAME

1.	0.93	Kalen McGill (2015)
2.	1.24	Hannah Campbell (2011-14)
3.	1.50	Beth Pilgrim (2007-10)
4.	1.72	Linden Jones (2007)
5.	2.18	Destin Vicknair (2016-17)
	2.18	Katy Neal (2009-12)
7.	2.34	Farish Beard (2012-15)
8.	2.48	Amanda Leggett (2007-08)
9.	2.57	Devin Brown (2015-18)
10.	3.31	Alexis Reid (2018-19)

MOST STRIKEOUTS / 7 INN. GAME

1.	9.28	Farish Beard (2012-15)
2.	8.90	Devin Brown (2015-18)
3.	8.47	Olivia Lackie (2021-24)
4.	8.36	Morgan Druhan (2010-11)
5.	8.31	Linden Jones (2007)
6.	6.98	Beth Pilgrim (2007-10)
7.	5.89	Hannah Campbell (2001-14)
8.	4.84	Katy Neal (2009-12)
9.	4.70	Amanda Leggett (2007-08)
10.	3.95	Kalen McGill (2015)

WINS

1.	83	Hannah Campbell (2011-14)
2.	72	Oliva Lackie (2021-24)
3.	69	Devin Brown (2015-18)
4.	63	Farish Beard (2012-15)
5.	53	Beth Pilgrim (2007-10)
6.	31	Jenna Hardy (2020-22)
7.	27	Destin Vicknair (2016-17)
8.	21	Katy Neal (2009-12)
	21	Alexis Reid (2018-19)
10.	20	Linden Jones (2007)

SAVES

1.	16	Hannah Campbell (2011-14)
2.	10	Olivia Lackie (2021-24)
3.	8	Beth Pilgrim (2007-10)
	8	Devin Brown (2015-18)
5.	4	Kalen McGill (2015)
6.	2	Katy Neal (2009-12)
	2	Jessica Dobson (2012-13)
	2	Morgan Druhan (2010-11)
	2	Samantha Yarbrough (2019-Pres.)
	2	Jenna Hardy (2020-23)

APPEARANCES

1.	149	Hannah Campbell (2011-14)
2.	143	Beth Pilgrim (2007-10)
3.	142	Devin Brown (2015-18)
4.	139	Olivia Lackie (2021-24)
5.	94	Farish Beard (2012-15)
6.	92	Jenna Hardy (2020-23)
7.	66	Alexis Reid (2018-19)
8.	55	Katy Neal (2009-12)
9.	51	Destin Vicknair (2016-17)
10.	43	Amanda Leggett (2007-08)

MOST GAMES STARTED

1.	112	Beth Pilgrim (2007-10)
2.	109	Hannah Campbell (2011-14)
3.	107	Devin Brown (2015-18)
4.	94	Olivia Lackie (2021-24)
5.	78	Farish Beard (2012-15)
6.	62	Jenna Hardy (2020-23)
7.	53	Alexis Reid (2018-19)
8.	45	Destin Vicknair (2016-17)
9.	34	Katy Neal (2009-12)
10.	31	Allie Hughen (2020-22)

COMPLETE GAMES

1.	93	Hannah Campbell (2011-14)
2.	77	Beth Pilgrim (2007-10)
	77	Devin Brown (2015-18)
4.	69	Olivia Lackie (2021-24)
5.	43	Farish Beard (2012-15)
6.	30	Alexis Reid (2018-19)
7.	27	Destin Vicknair (2016-17)
8.	25	Jenna Hardy (2020-23)
9.	20	Linden Jones (2007)
10.	14	Amanda Leggett (2007-08)
	14	Morgan Druhan (2010-11)

SHUTOUTS

1.	37	Olivia Lackie (2021-24)
2.	31	Devin Brown (2015-18)
3.	28	Hannah Campbell (2011-14)
4.	21	Farish Beard (2012-15)
5.	20	Beth Pilgrim (2007-10)
6.	8	Jenna Hardy (2020-23)
7.	7	Destin Vicknair (2016-17)
	7	Alexis Reid (2018-19)
9.	6	Linden Jones (2007)
10.	3	Amanda Leggett (2007-08)
	3	Ryley Harrison (2024)

COMBINED SHUTOUTS

1.	8	Farish Beard (2012-15)
2.	7	Hannah Campbell (2011-14).
3.	5	Kaleigh Floore (2012-15)
	5	Olivia Lackie (2021-24)
5.	4	Beth Pilgrim (2007-10)
6.	3	Jessica Dobson (2012-13)
7.	2	Katy Neal (2009-12)
	2	Devin Brown (2015-18)
9.	1	Shannon Smith (2008-09)
	1	Holly McKinnon (2014)
	1	Amanda Leggett (2007-08)
	1	Destin Vicknair (2016-17)
	1	Chandler Sparkman (2017)
	1	Alexis Reid (2018-19)
	1	Allie Hughen (2020-22)
	1	Jenna Hardy (2020-23)
	1	Kaitlyn Hughes (2021-23)
	1	Madison Lagle (2023-24)

INNINGS PITCHED

1.	791.1	Hannah Campbell (2011-13)
2.	737.0	Beth Pilgrim (2007-10)
3.	733.0	Devin Brown (2015-18)
4.	690.0	Olivia Lackie (2021-24)
5.	454.2	Farish Beard (2012-15)
6.	398.0	Jenna Hardy (2020-23)
7.	319.1	Alexis Reid (2018-19)
8.	275.2	Destin Vicknair (2016-17)
9.	215.1	Katy Neal (2009-12)
10.	195.1	Linden Jones (2007)

STRIKEOUTS

1.	932	Devin Brown (2015-18)
2.	835	Olivia Lackie (2021-24)
3.	735	Beth Pilgrim (2007-10)
4.	666	Hannah Campbell (2011-14)
5.	603	Farish Beard (2012-15)
6.	304	Jenna Hardy (2020-23)
7.	232	Linden Jones (2007)
8.	215	Morgan Druhan (2010-11)
9.	185	Destin Vicknair (2016-17)
10.	164	Alexis Reid (2018-19)



SOUTH ALABAMA MULTIPLE-HIT AND MULTIPLE-RBI GAMES

CAREER MULTIPLE-HIT GAMES

Rank	Player	Season(s)	Total
1.	Kaleigh Todd	2015-18	63
2.	Brittany Fowler	2010-14	57
3.	Emily Messer	2013-16	55
4.	<b>Mackenzie Brasher</b>	<b>2020-24</b>	<b>53</b>
5.	Tara Donaldson	2007-09	51
6.	Blair Johnson	2012-15	48
7.	Victoria Ortiz	2019-23	46
8.	Amanda Minahan	2014-17	41
	Stephanie Pilkington	2013-16	41
10.	Meredith Keel	2021-23	38
11.	Kamdyn Kvistad	2018-22	37
12.	Jenny Stevens	2007-08, '11	36
13.	Christin Crocker	2009-12	35
14.	Megan Collins	2010-13	34
15.	Haley Hopkins	2009-12	33
	Evelyne Pare	2007-08	33
17.	Kristian Foster	2015-18	31
	Haleigh Lowe	2015-18	31
19.	Katie McGuire	2007-10	29
	Brittani Reid	2018-19	29
21.	Brittany Campbell	2010-13	27
22.	Julie Moss	2011-14	26
23.	Kaitlyn Griffith	2012-15	25
	MC Nichols	2017-20	25
	<b>Gabby Stagner</b>	<b>2022-24</b>	<b>25</b>

SINGLE-SEASON MULTIPLE-HIT GAMES

Rank	Player	Season	Total
1.	Kaleigh Todd	2017	25
2.	Emily Messer	2016	23
3.	Tara Donaldson	2007	21
4.	Kaleigh Todd	2018	19
5.	Kaleigh Todd	2016	17
	Brittany Fowler	2011	17
	Tara Donaldson	2009	17
	Evelyn Pare	2008	17
	Brittani Reid	2019	17
10.	Emily Messer	2015	16
	Stephanie Pilkington	2014	16
	Katie McGuire	2007	16
	Evelyne Pare	2007	16
	Meredith Keel	2021	16
15.	Stephanie Pilkington	2015	15
	Chloe Rathburn	2015	15
	Blair Johnson	2013	15
	Julie Moss	2013	15
	Alyssa Linn	2012	15
	Jenny Stevens	2007	15
	Victoria Ortiz	2023	15
22.	Amanda Minahan	2014	14
	Brittany Fowler	2013	14
	Brittany Fowler	2012	14
	Haley Hopkins	2012	14
	Corey Race	2007	14
	Victoria Ortiz	2019	14
	Mackenzie Brasher	2021	14
	Meredith Keel	2023	14
31.	Kristian Foster	2017	13
	Haley Fagan	2013	13
	Haley Hopkins	2011	13
	Tara Donaldson	2008	13
	Gabby Stagner	2023	13
36.	Amanda Minahan	2015	12
	Blair Johnson	2014	12
	Blair Johnson	2012	12
	Brittany Fowler	2011	12
	Megan Collins	2011	12
	Christin Crocker	2009	12
	Brittani Reid	2018	12
	Kamdyn Kvistad	2019	12
	Kennedy Cronan	2019	12
	Mackenzie Brasher	2023	12
	<b>Mackenzie Brasher</b>	<b>2024</b>	<b>11</b>
	<b>Gabby Stagner</b>	<b>2024</b>	<b>8</b>
	<b>Marley Sims</b>	<b>2024</b>	<b>6</b>
	<b>Olvia Branstetter</b>	<b>2024</b>	<b>5</b>
	<b>Sasha Willems</b>	<b>2024</b>	<b>5</b>
	<b>Bailey Welch</b>	<b>2024</b>	<b>5</b>
	<b>Odalys Cordova</b>	<b>2024</b>	<b>4</b>
	<b>Stephanie Gonzalez</b>	<b>2024</b>	<b>3</b>
	<b>Gracie Tentinger</b>	<b>2024</b>	<b>2</b>
	<b>Shelby Garrett</b>	<b>2024</b>	<b>1</b>
	<b>Amity White</b>	<b>2024</b>	<b>1</b>

CAREER MULTIPLE-RBI GAMES

Rank	Player	Season(s)	Total
1.	Victoria Ortiz	2019-23	37
2.	Brittany Fowler	2010-13	33
3.	Amanda Minahan	2014-17	32
4.	Kamdyn Kvistad	2018-22	31
5.	Kaitlyn Griffith	2012-15	30
	Blair Johnson	2012-15	30
7.	Megan Collins	2010-13	28
8.	Christin Crocker	2009-12	26
	Haley Hopkins	2009-12	26
9.	Kristian Foster	2015-18	25
11.	Chloe Rathburn	2014-15	24
12.	Stephanie Pilkington	2013-16	23
	Kennedy Cronan	2019-22	23
14.	Jenny Stevens	2007-08, '11	22
	Tara Donaldson	2007-09	22
	<b>Gabby Stagner</b>	<b>2022-24</b>	<b>22</b>
17.	Abby Krzywiecki	2017-21	19
18.	Haleigh Lowe	2015-18	18
19.	Alex Breeden	2012-14, '16	17
	Julie Moss	2010-13	17
	<b>Sasha Willems</b>	<b>2023-24</b>	<b>8</b>

SINGLE-SEASON MULTIPLE-RBI GAMES

Rank	Player	Season	Total
1.	Chloe Rathburn	2015	17
2.	Victoria Ortiz	2023	16
3.	Haley Fagan	2013	14
	Brittany Fowler	2011	14
5.	Haley Hopkins	2011	13
6.	Kaitlyn Griffith	2015	12
	Blair Johnson	2013	12
8.	Julie Moss	2013	11
	Megan Collins	2012	11
	Tara Donaldson	2007	11
	Kennedy Cronan	2021	11
12.	Kristian Foster	2017	10
	Amanda Minahan	2016	10
	Jenny Stevens	2007	10
	Kamdyn Kvistad	2019	10
	Victoria Ortiz	2022	10
17.	Amanda Minahan	2017	9
	Kaitlyn Griffith	2013	9
	Brittany Fowler	2012	9
	Christin Crocker	2011	9
	Tara Donaldson	2009	9
	Haleigh Lowe	2018	9
	Kennedy Cronan	2019	9
	Abby Krzywiecki	2021	9
27S.	Stephanie Pilkington	2016	8
	Megan Collins	2013	8
	Brittany Fowler	2013	8
	Haley Hopkins	2010	8
	Christin Crocker	2009	8
	Corey Race	2007	8
	Abby Krzywiecki	2019	8
	Kamdyn Kvistad	2022	8
	Gabby Stagner	2023	8
	<b>Gabby Stagner</b>	<b>2024</b>	<b>8</b>
35.	Amanda Minahan	2016	7
	Stephanie Pilkington	2015	7
	Kaitlyn Griffith	2014	7
	Blair Johnson	2014	7
	Stephanie Pilkington	2014	7
	Chloe Rathburn	2014	7
	Blair Johnson	2012	7
	Megan Collins	2011	7
	Jenny Stevens	2011	7
	Katie McGuire	2007	7
	Evelyne Pare	2007	7
	Kamdyn Kvistad	2021	7
	<b>Olivia Branstetter</b>	<b>2024</b>	<b>3</b>
	<b>Mackenzie Brasher</b>	<b>2024</b>	<b>2</b>
	<b>Olivia Branstetter</b>	<b>2024</b>	<b>3</b>
	<b>Sidney Lee</b>	<b>2024</b>	<b>2</b>
	<b>Marley Sims</b>	<b>2024</b>	<b>2</b>
	<b>Bailey Welch</b>	<b>2024</b>	<b>2</b>
	<b>Odalys Cordova</b>	<b>2024</b>	<b>2</b>

BOLD and ITALICS indicates current South Alabama Player

LARGEST MARGIN OF VICTORY

Date	Opponent	Score	Margin	Location
2/19/11	Evansville	18-0	+18	Mobile, Ala.
4/17/07	Alabama AGM	17-0	+17	Mobile, Ala.
2/18/12	Southern Illinois	16-0	+16	Jacksonville, Ala.
3/19/11	Western Kentucky	17-1	+16	Mobile, Ala.
4/25/07	Nicholls State	17-1	+16	Mobile, Ala.
4/6/07	ULM	15-1	+16	Monroe, La.
3/7/12	Southeastern Louisiana	16-1	+15	Mobile, Ala.
2/11/11	Alabama AGM	15-0	+15	Birmingham, Ala.
4/16/16	Georgia Southern	14-0	+14	Statesboro, Ga.
4/20/13	ULM	14-0	+14	Monroe, La.
2/20/10	Belmont	15-2	+13	Mobile, Ala.
3/4/23	Bowling Green	12-0	+12	
2/13/16	Central Arkansas	12-0	+12	Gulf Shores, Ala.
2/9/14	Austin Peay	12-0	+12	Mobile, Ala.
2/12/11	Alabama State	13-1	+12	Birmingham, Ala.
2/24/07	Grambling State	13-1	+12	Mobile, Ala.
2/17/07	Belmont	12-0	+12	Jacksonville, Ala.
4/30/23	Southern Miss	11-0	+11	Hattiesburg, Miss.
4/21/23	Georgia Southern	11-0	+11	Statesboro, Ga.
5/12/21	Appalachian State	11-0	+11	Troy, Ala.
4/12/15	Georgia Southern	11-0	+11	Mobile, Ala.
4/13/13	North Texas	12-1	+11	Mobile, Ala.
2/13/09	Coastal Carolina	12-1	+11	Gainesville, Fla.
4/17/07	Alabama AGM	11-0	+11	Mobile, Ala.

LARGEST MARGIN OF DEFEAT

Date	Opponent	Score	Margin	Location
2/27/09	Arizona State	5-20	-15	Tempe, Ariz.
3/24/19	Louisiana	0-14	-14	Mobile, Ala.
2/21/18	Florida State	1-14	-13	Mobile, Ala.
2/14/09	Florida	0-13	-13	Gainesville, Fla.
3/16/24	Louisiana	3-15	-12	Mobile, Ala.
5/15/21	Louisiana	3-15	-12	Troy, Ala.
4/13/18	ULM	1-13	-12	Mobile, Ala.
2/11/12	Alabama	1-12	-11	Mobile, Ala.
3/5/10	LSU	0-11	-11	Baton Rouge, La.
3/29/24	Texas State	3-13	-10	Mobile, Ala.
5/22/21	Florida	0-10	-10	Gainesville, Fla.
3/10/20	LSU	1-11	-10	Baton Rouge, La.
2/8/20	Minnesota	0-10	-10	Clearwater, Fla.
2/23/18	Minnesota	3-13	-10	Kissimmee, Fla.
5/13/11	Louisiana	0-10	-10	Lafayette, La.
3/17/19	Texas State	2-12	-10	Mobile, Ala.
2/23/20	Stephen F. Austin	0-9	-9	Mobile, Ala.
4/17/10	Louisiana	0-9	-9	Lafayette, La.
2/14/10	Samford	2-11	-9	Mobile, Ala.

MILESTONE WINS

OVERALL WINS

Win#	Opponent	Score	Date	Location	Coach
1	Belmont	12-0 (5)	2/17/07	Jacksonville, Ala.	Becky Clark
50	Middle Tennessee	2-0	3/21/08	Mobile, Ala.	Becky Clark
100	UAB	2-1	4/7/10	Birmingham, Ala.	Becky Clark
150	Lipscomb	9-2	3/2/12	Orlando, Fla.	Becky Clark
200	Samford	4-0	3/3/13	Birmingham, Ala.	Becky Clark
250	Illinois	5-2 (8)	3/9/14	Boca Raton, Fla.	Becky Clark
300	UTA	9-1	4/4/15	Arlington, Texas	Becky Clark
350	Central Arkansas	6-1	2/11/17	Mobile, Ala.	Becky Clark
400	McNeese State	9-6	3/28/18	Mobile, Ala.	Becky Clark
450	Coastal Carolina	5-3	3/19/21	Conway, S.C.	Becky Clark
*555	Georgia Southern	2-1	4/14/24	Mobile, Ala.	Becky Clark

HOME WINS

Win#	Opponent	Score	Date	Coach
1	Grambling State	13-1 (5)	2/24/07	Becky Clark
25	Northwestern State	11-2	2/6/09	Becky Clark
50	Jackson State	1-0	3/10/11	Becky Clark
75	Troy	5-2	5/5/12	Becky Clark
100	Austin Peay	12-0 (5)	2/9/14	Becky Clark
125	Georgia Southern	7-0	4/11/15	Becky Clark
150	Jacksonville State	1-0	2/11/17	Becky Clark
175	ULM	6-1	4/13/18	Becky Clark
200	Butler	7-5	2/20/21	Becky Clark
*249	Georgia Southern	2-1	4/14/24	Becky Clark

SUN BELT WINS (REGULAR SEASON)

Win#	Opponent	Score	Date	Location	Coach
1	North Texas	1-0	3/17/07	Mobile, Ala.	Becky Clark
25	Louisiana	3-1	4/10/09	Mobile, Ala.	Becky Clark
50	Troy	4-3	5/7/11	Troy, Ala.	Becky Clark
75	Middle Tennessee	9-1	4/6/13	Murfreesboro, Tenn.	Becky Clark
100	ULM	2-0	3/15/15	Monroe, La.	Becky Clark
150	Georgia Southern	8-0	3/18/18	Statesboro, Ga.	Becky Clark
200	Georgia State	4-3	3/19/23	Mobile, Ala.	Becky Clark
*226	Georgia Southern	2-1	4/14/24	Mobile, Ala.	Becky Clark

\* Current Number in Category



2024 SOUTH ALABAMA LINE SCORES

Game 31   No. 23 Texas State, South Alabama 0 March 28, 2024   Jaguar Field   Mobile, Ala.									
Score by Innings	1	2	3	4	5	6	7	R	H E
Texas State	0	0	0	0	1	0	0	1	6 1
South Alabama	0	0	0	0	0	0	0	0	1 0
WP - J. Mullins (18-3) LP - O. Lackie (12-6).									
HR - None									
T - 1:43									

Game 32   No. 23 Texas State 3, South Alabama 3 March 29, 2024   Jaguar Field   Mobile, Ala.									
Score by Innings	1	2	3	4	5	6	7	R	H E
Texas State	2	2	0	1	2	0	6	13	12 1
South Alabama	0	0	1	2	0	0	0	3	7 2
WP - M. Azua (6-3) SV - J. Mullins (3) LP - R. Harrison (4-4).									
HR - TXST: S. Vanderford 2 (7)									
T - 2:28									

Game 33   South Alabama 3, No. 23 Texas State 2 March 30, 2024   Jaguar Field   Mobile, Ala.									
Score by Innings	1	2	3	4	5	6	7	R	H E
Texas State	0	0	0	0	0	1	1	2	4 0
South Alabama	1	0	0	0	0	0	2	3	8 3
WP - O. Lackie (13-6) LP - J. Mullins (18-4).									
HR - None									
T - 1:54									

Game 34   South Alabama 3, at Appalachian State 0 April 6, 2024   Sywassink/Lloyd Family Stadium   Boone, N.C.									
Score by Innings	1	2	3	4	5	6	7	R	H E
South Alabama	0	0	0	1	0	0	2	3	6 2
Appalachian State	0	0	0	0	0	0	0	0	4 1
WP - O. Lackie (14-6) LP - D. Buckner (2-4).									
HR - USA: G. Stagner (8), O. Cordova (1)									
T - 1:52									

Game 35   South Alabama 2, at Appalachian State 1 (Gm 1 of DH) April 7, 2024   Sywassink/Lloyd Family Stadium   Boone, N.C.									
Score by Innings	1	2	3	4	5	6	7	R	H E
South Alabama	0	0	2	0	0	0	0	2	6 0
Appalachian State	0	0	0	1	0	0	0	1	5 1
WP - R. Harrison (5-4) SV - O. Lackie (1) LP - S. Neas (6-9).									
HR - None									
T - 1:44									

Game 36   South Alabama 5, at Appalachian State 1 (Gm 2 of DH) April 7, 2024   Sywassink/Lloyd Family Stadium   Boone, N.C.									
Score by Innings	1	2	3	4	5	6	7	R	H E
South Alabama	2	2	1	0	0	0	0	5	13 0
Appalachian State	0	0	1	0	0	0	0	1	6 1
WP - O. Lackie (15-6) LP - K. Northrop (7-5).									
HR - USA: B. Welch (2)									
T - 1:57									

Game 37   South Alabama 3, Georgia Southern 0 April 12, 2024   Jaguar Field   Mobile, Ala.									
Score by Innings	1	2	3	4	5	6	7	R	H E
Georgia Southern	0	0	0	0	0	0	0	0	1 0
South Alabama	0	0	0	0	3	0	X	3	8 0
WP - O. Lackie (16-6) LP - A. Pettit (9-7).									
HR - None									
T - 1:24									

Game 38   Georgia Southern 6, South Alabama 3 April 13, 2024   Jaguar Field   Mobile, Ala.									
Score by Innings	1	2	3	4	5	6	7	R	H E
Georgia Southern	0	0	4	1	0	0	1	6	12 0
South Alabama	0	0	0	0	0	0	3	3	5 0
WP - A. Bernard (5-3) SV - B. Holland (1) LP - R. Harrison (5-5).									
HR - GS: J. Conklin (3)									
T - 1:52									

Game 39  South Alabama 2, Georgia Southern 1 April 14, 2024   Jaguar Field   Mobile, Ala.									
Score by Innings	1	2	3	4	5	6	7	R	H E
Georgia Southern	0	0	1	0	0	0	0	1	5 3
South Alabama	0	0	0	1	0	0	1	2	4 2
WP - O. Lackie (17-6) LP - B. Holland (5-7).									
HR - USA: G. Stagner (9)									
T - 1:59									

Game 40   South Alabama at Mississippi State April 17, 2024   Nusz Park   Starville, Miss.									
Score by Innings	1	2	3	4	5	6	7	R	H E
South Alabama									
Mississippi State									
WP -- (-) LP -- (-).									
HR --									
T --									

Game 41   South Alabama at Georgia State April 19, 2024   Bob Heck Softball Complex   Decatur Ga.									
Score by Innings	1	2	3	4	5	6	7	R	H E
South Alabama									
Georgia State									
WP -- (-) LP -- (-).									
HR --									
T --									

Game 42   South Alabama at Georgia State April 20, 2024   Bob Heck Softball Complex   Decatur Ga.									
Score by Innings	1	2	3	4	5	6	7	R	H E
South Alabama									
Georgia State									
WP -- (-) LP -- (-).									
HR --									
T --									

Game 43   South Alabama at Georgia State April 21, 2024   Bob Heck Softball Complex   Decatur Ga.									
Score by Innings	1	2	3	4	5	6	7	R	H E
South Alabama									
Georgia State									
WP -- (-) LP -- (-).									
HR --									
T --									

Game 44   South Alabama at Troy April 26, 2024   Troy Softball Complex   Troy, Ala.									
Score by Innings	1	2	3	4	5	6	7	R	H E
South Alabama									
Troy									
WP -- (-) LP -- (-).									
HR --									
T --									

Game 45   South Alabama at Troy April 27, 2024   Troy Softball Complex   Troy, Ala.									
Score by Innings	1	2	3	4	5	6	7	R	H E
South Alabama									
Troy									
WP -- (-) LP -- (-).									
HR --									
T --									

Game 46   South Alabama at Troy April 28, 2024   Troy Softball Complex   Troy, Ala.									
Score by Innings	1	2	3	4	5	6	7	R	H E
South Alabama									
Troy									
WP -- (-) LP -- (-).									
HR --									
T --									

Game 47   South Alabama vs. Southern Miss May 2, 2024   Jaguar Field   Mobile, Ala.									
Score by Innings	1	2	3	4	5	6	7	R	H E
Southern Miss									
South Alabama									
WP -- (-) LP -- (-).									
HR --									
T --									

Game 48   South Alabama vs. Southern Miss May 3, 2024   Jaguar Field   Mobile, Ala.									
Score by Innings	1	2	3	4	5	6	7	R	H E
Southern Miss									
South Alabama									
WP -- (-) LP -- (-).									
HR --									
T --									

Game 49   South Alabama vs. Southern Miss May 4, 2024   Jaguar Field   Mobile, Ala.									
Score by Innings	1	2	3	4	5	6	7	R	H E
Southern Miss									
South Alabama									
WP -- (-) LP -- (-).									
HR --									
T --									

Score by Innings	1	2	3	4	5	6	7	8	9

2024 SOUTH ALABAMA SOFTBALL | OVERALL STATS

Record: 23-15-1    Home: 6-8    Away: 10-1    Neutral: 7-6-1    SBC: 9-6

Player	avg	gp-gs	ab	r	h	2b	3b	hr	rbi	tb	slg%	bb	hp	so	gdp	ob%	sf	sh	sb-att	po	a	e	fld%
18 Mackenzie Brasher	.319	39-39	135	26	43	2	0	0	9	45	.333	7	0	14	0	.352	0	2	21-23	89	0	0	1.000
13 Gabby Stagner	.310	37-37	116	22	36	11	3	9	31	80	.690	12	1	13	2	.371	3	1	2-2	147	6	4	.975
19 Sasha Willems	.274	39-39	124	10	34	7	1	0	12	43	.347	8	1	17	0	.321	1	2	1-1	220	19	4	.984
11 Marley Sims	.266	39-39	94	14	25	1	2	0	13	30	.319	9	2	9	0	.340	1	2	3-7	66	49	7	.943
14 Bailey Welch	.264	38-38	87	12	23	2	2	2	12	35	.402	14	1	12	0	.369	1	7	4-5	82	0	2	.976
1 Olivia Branstetter	.258	31-31	89	11	23	6	1	2	12	37	.416	10	6	7	1	.364	2	0	3-3	31	45	6	.927
27 Odalys Cordova	.237	33-30	93	12	22	4	0	1	10	29	.312	4	0	5	0	.263	2	0	4-5	74	32	3	.972
9 Stephanie Gonzalez	.232	27-22	69	6	16	3	0	0	7	19	.275	2	1	8	2	.264	0	3	0-0	14	18	3	.914
24 Shelby Garrett	.224	25-19	58	5	13	2	0	2	4	21	.362	7	0	15	0	.308	0	0	0-0	36	2	1	.974
5 Sidney Lee	.175	20-13	40	2	7	0	2	1	7	14	.350	7	0	8	2	.298	0	1	0-0	3	0	0	1.000
10 Gracie Tentinger	.167	20-20	54	5	9	2	0	2	6	17	.315	2	0	7	3	.193	1	0	0-0	23	0	2	.920
33 Amity White	.150	13-7	20	2	3	1	0	0	0	4	.200	1	0	7	0	.190	0	0	0-0	11	0	0	1.000
4 Brooklynn Bockhaus	.146	32-13	41	6	6	2	1	0	6	10	.244	2	0	13	0	.182	1	1	1-1	17	0	0	1.000
2 Erin McGlothlin	.143	15-3	7	5	1	0	0	0	0	1	.143	2	0	2	0	.333	0	0	0-0	2	0	0	1.000
44 Marlayna Capaldi	.000	11-1	5	3	0	0	0	0	0	0	.000	0	0	1	0	.000	0	0	1-1	0	1	1	.500
21 Sophia Mendoza	.000	8-0	5	0	0	0	0	0	0	0	.000	3	0	1	1	.375	0	0	0-0	0	0	0	.000
15 Caitlyn Gavin	.000	22-0	2	9	0	0	0	0	0	0	.000	0	0	1	0	.000	0	0	0-1	0	0	0	.000
Totals	.251	39	1039	150	261	43	12	19	129	385	.371	90	12	140	11	.315	12	19	40-49	822	204	33	.969
Opponents	.234	39	1046	122	245	44	7	20	113	363	.347	78	26	215	6	.301	8	18	45-52	809	344	53	.956

LOB - Team (213), Opp (232).    DPs turned - Team (8), Opp (20).    IBB - Team (0), Opp (2).

(All games Sorted by Earned run avg)

Player	era	w-l	app	gs	cg	sho	sv	ip	h	r	er	bb	so	2b	3b	hr	b/avg	wp	hp	bk	sfa	sha
99 Olivia Lackie	1.44	17-6	29	18	17	6/0	1	160.1	102	37	33	37	163	19	4	8	.177	9	11	0	2	11
0 Tori Miller	3.28	0-0	6	0	0	0/0	0	10.2	14	5	5	2	8	2	0	2	.311	1	0	0	0	0
12 Ryley Harrison	3.48	5-5	15	12	4	3/0	0	54.1	66	32	27	15	23	13	0	3	.297	5	4	0	2	4
22 Madison Lagle	6.61	1-3	11	5	0	0/0	0	29.2	40	28	28	17	14	7	2	5	.325	3	6	0	3	3
8 Cadence Williams	6.63	0-1	7	4	0	0/0	0	19.0	23	20	18	7	7	3	1	2	.288	1	5	0	1	0
Totals	2.84	23-15	39	39	21	9/0	1	274.0	245	122	111	78	215	44	7	20	.234	19	26	0	8	18
Opponents	3.17	15-23	39	39	14	1/0	5	269.2	261	150	122	90	140	43	12	19	.251	24	12	0	12	19

PB - Team (0), Opp (1).    Pickoffs - Team (2), S. Willems 2.    SBA/ATT - S. Willems (43-49), O. Lackie (17-21), R. Harrison (10-12), M. Lagle (11-11), C. Williams (6-7), S. Lee (2-2), T. Miller (1-1).



2024 SOUTH ALABAMA SOFTBALL | SUN BELT CONFERENCE STATS

Record: 9-6 Home: 3-6 Away: 6-0 SBC: 9-6

Player	avg	gp-gs	ab	r	h	2b	3b	hr	rbi	tb	slg%	bb	hp	so	gdp	ob%	sf	sh	sb-att	po	a	e	fld%
18 Mackenzie Brasher	.315	15-15	54	7	17	1	0	0	2	18	.333	3	0	5	0	.351	0	1	5-7	43	0	0	1.000
11 Marley Sims	.282	15-15	39	5	11	0	1	0	6	13	.333	4	1	2	0	.364	0	1	2-2	29	26	4	.932
14 Bailey Welch	.282	15-15	39	5	11	1	0	2	4	18	.462	7	0	8	0	.391	0	2	1-1	37	0	1	.974
33 Amity White	.273	6-4	11	2	3	1	0	0	0	4	.364	1	0	4	0	.333	0	0	0-0	8	0	0	1.000
27 Odalys Cordova	.258	13-10	31	3	8	1	0	1	5	12	.387	3	0	2	0	.314	1	0	0-0	31	12	0	1.000
1 Olivia Branstetter	.240	9-9	25	1	6	1	0	1	2	10	.400	3	4	1	0	.406	0	0	1-1	18	17	2	.946
19 Sasha Willems	.239	15-15	46	3	11	4	0	0	3	15	.326	5	1	10	0	.321	1	1	1-1	73	10	2	.976
9 Stephanie Gonzalez	.235	13-12	34	2	8	2	0	0	4	10	.294	2	1	4	2	.297	0	3	0-0	10	13	3	.885
24 Shelby Garrett	.233	10-9	30	2	7	2	0	0	1	9	.300	2	0	6	0	.281	0	0	0-0	26	2	1	.966
13 Gabby Stagner	.214	14-14	42	4	9	3	1	3	9	23	.548	5	1	7	2	.306	1	1	0-0	52	2	1	.982
4 Brooklynn Bockhaus	.200	14-6	20	2	4	0	1	0	2	6	.300	0	0	6	0	.200	0	0	1-1	5	0	0	1.000
2 Erin McGlothlin	.167	10-2	6	4	1	0	0	0	0	1	.167	2	0	1	0	.375	0	0	0-0	2	0	0	1.000
5 Sidney Lee	.125	8-4	16	0	2	0	0	0	1	2	.125	1	0	3	0	.176	0	1	0-0	0	0	0	.000
10 Gracie Tentinger	.091	5-5	11	0	1	0	0	0	1	1	.091	0	0	4	1	.083	1	0	0-0	1	0	0	1.000
21 Sophia Mendoza	.000	3-0	3	0	0	0	0	0	0	0	.000	1	0	1	0	.250	0	0	0-0	0	0	0	.000
15 Caitlyn Gavin	.000	10-0	2	4	0	0	0	0	0	0	.000	0	0	1	0	.000	0	0	0-0	0	0	0	.000
44 Marlayna Capaldi	.000	7-0	1	3	0	0	0	0	0	0	.000	0	0	0	0	.000	0	0	1-1	0	0	0	.000
Totals	.241	15	410	47	99	16	3	7	40	142	.346	39	8	65	5	.317	4	10	12-14	336	95	14	.969
Opponents	.257	15	439	55	113	13	1	7	52	149	.339	30	7	69	3	.313	3	9	16-19	329	134	16	.967

LOB - Team (95), Opp (97). DPs turned - Team (3), Opp (9). IBB - Team (0), Opp (1).

(SBC games only Sorted by Earned run avg)

Player	era	w-l	app	gs	cg	sho	sv	ip	h	r	er	bb	so	2b	3b	hr	b/avg	wp	hp	bk	sfa	sha
8 Cadence Williams	0.00	0-0	1	0	0	0/0	0	1.0	1	0	0	1	0	0	0	0	.250	0	1	0	0	0
99 Olivia Lackie	1.62	7-3	11	10	9	3/0	1	78.0	60	19	18	17	57	10	1	3	.208	3	5	0	1	7
0 Tori Miller	4.20	0-0	3	0	0	0/0	0	6.2	9	4	4	1	5	0	0	1	.321	1	0	0	0	0
12 Ryley Harrison	5.56	2-2	6	4	1	0/0	0	22.2	31	21	18	7	6	3	0	3	.323	1	0	0	1	2
22 Madison Lagle	21.00	0-1	3	1	0	0/0	0	3.2	12	11	11	4	1	0	0	0	.522	1	1	0	1	0
Totals	3.19	9-6	15	15	10	3/0	1	112.0	113	55	51	30	69	13	1	7	.257	6	7	0	3	9
Opponents	2.55	6-9	15	15	4	1/0	3	109.2	99	47	40	39	65	16	3	7	.241	6	8	0	4	10

PB - Team (0), Opp (1). Pickoffs - Team (1), S. Willems 1. SBA/ATT - S. Willems (16-19), O. Lackie (7-9), R. Harrison (4-5), M. Lagle (4-4), C. Williams (1-1).

2024 SOUTH ALABAMA SOFTBALL | LAST 10 GAMES STATS

Record: 6-4   Home: 3-4   Away: 3-0   SBC: 6-3

Player	avg	gp-gs	ab	r	h	2b	3b	hr	rbi	tb	slg%	bb	hp	so	gdp	ob%	sf	sh	sb-att	po	a	e	fld%
18 Mackenzie Brasher	.382	10-10	34	4	13	0	0	0	1	13	.382	2	0	3	0	.417	0	0	5-6	24	0	0	1.000
14 Bailey Welch	.360	10-10	25	3	9	1	1	1	2	15	.600	6	0	5	0	.484	0	0	1-1	22	0	1	.957
19 Sasha Willems	.286	10-10	28	1	8	2	1	0	3	12	.429	3	0	7	0	.344	1	1	0-0	59	5	0	1.000
5 Sidney Lee	.286	3-2	7	0	2	0	0	0	0	2	.286	0	0	2	0	.286	0	0	0-0	3	0	0	1.000
33 Amity White	.273	5-4	11	2	3	1	0	0	0	4	.364	1	0	4	0	.333	0	0	0-0	8	0	0	1.000
11 Marley Sims	.250	10-10	24	3	6	0	1	0	4	8	.333	1	2	1	0	.333	0	0	2-3	15	12	2	.931
9 Stephanie Gonzalez	.227	9-8	22	0	5	1	0	0	5	6	.273	2	0	2	1	.292	0	2	0-0	4	8	2	.857
13 Gabby Stagner	.207	9-9	29	2	6	2	0	2	6	14	.483	2	0	6	1	.258	0	1	0-0	35	1	1	.973
27 Odalys Cordova	.200	10-8	25	3	5	1	0	1	1	9	.360	0	0	2	0	.200	0	0	0-0	21	7	1	.966
24 Shelby Garrett	.200	6-5	15	1	3	1	0	1	1	7	.467	1	0	5	0	.250	0	0	0-0	9	0	1	.900
10 Gracie Tentinger	.200	2-2	5	0	1	0	0	0	0	1	.200	0	0	2	0	.200	0	0	0-0	0	0	0	.000
4 Brooklynn Bockhaus	.133	10-5	15	1	2	0	0	0	1	2	.133	0	0	5	0	.133	0	0	0-0	3	0	0	1.000
1 Olivia Branstetter	.125	6-6	16	0	2	1	0	0	0	3	.188	2	0	0	0	.222	0	0	0-0	7	9	2	.889
15 Caitlyn Gavin	.000	7-0	2	2	0	0	0	0	0	0	.000	0	0	1	0	.000	0	0	0-1	0	0	0	.000
2 Erin McGlothlin	.000	6-1	1	1	0	0	0	0	0	0	.000	0	0	1	0	.000	0	0	0-0	0	0	0	.000
-----																							
44 Marlayna Capaldi	.000	5-0	0	3	0	0	0	0	0	0	.000	0	0	0	0	.000	0	0	1-1	0	0	0	.000
Totals	.251	10	259	26	65	10	3	5	24	96	.371	20	2	46	2	.309	1	4	9-12	210	51	10	.963
Opponents	.231	10	268	28	62	8	0	6	26	88	.328	27	1	58	2	.304	0	5	7-10	203	77	9	.969

LOB - Team (57), Opp (63).   DPs turned - Team (2), Opp (4).   IBB - Team (0), Opp (1).

(Last 10 Sorted by Earned run avg)

Player	era	w-l	app	gs	cg	sho	sv	ip	h	r	er	bb	so	2b	3b	hr	b/avg	wp	hp	bk	sfa	sha
99 Olivia Lackie	0.60	5-1	8	6	6	2/0	1	47.0	27	5	4	15	46	4	0	1	.162	2	1	0	0	4
0 Tori Miller	4.42	0-0	2	0	0	0/0	0	6.1	9	4	4	1	5	0	0	1	.333	1	0	0	0	0
12 Ryley Harrison	6.84	1-3	4	4	0	0/0	0	14.1	22	15	14	7	7	4	0	3	.355	1	0	0	0	1
22 Madison Lagle	12.00	0-0	2	0	0	0/0	0	2.1	4	4	4	4	0	0	0	1	.333	1	0	0	0	0
Totals	2.60	6-4	10	10	6	2/0	1	70.0	62	28	26	27	58	8	0	6	.231	5	1	0	0	5
Opponents	2.38	4-6	10	10	3	1/0	3	67.2	65	26	23	20	46	10	3	5	.251	3	2	0	1	4

PB - Team (0), Opp (1).   SBA/ATT - S. Willems (5-8), O. Lackie (3-5), R. Harrison (3-4), S. Lee (2-2), M. Lagle (1-1).

2024 SOUTH ALABAMA SOFTBALL | IN WINS

Player	avg	gp-gs	ab	r	h	2b	3b	hr	rbi	tb	slg%	bb	hp	so	gdp	ob%	sf	sh	sb-att	po	a	e	fld%
13 Gabby Stagner	.371	22-22	70	17	26	8	2	7	22	59	.843	8	1	10	1	.443	0	1	2-2	80	3	3	.965
18 Mackenzie Brasher	.329	23-23	85	20	28	2	0	0	9	30	.353	5	0	11	0	.367	0	0	10-12	48	0	0	1.000
1 Olivia Branstetter	.326	16-16	46	10	15	4	0	1	10	22	.478	8	1	1	1	.421	2	0	3-3	13	23	4	.900
19 Sasha Willems	.319	23-23	72	9	23	6	0	0	8	29	.403	7	1	10	0	.383	1	2	1-1	139	12	2	.987
11 Marley Sims	.309	23-23	55	9	17	1	2	0	11	22	.400	7	1	4	0	.391	1	1	2-5	42	24	6	.917
14 Bailey Welch	.286	23-23	49	9	14	2	1	2	9	24	.490	11	1	7	0	.426	0	6	2-3	44	0	2	.957
27 Odalys Cordova	.283	20-18	60	10	17	4	0	1	9	24	.400	3	0	4	0	.313	1	0	2-3	44	22	1	.985
33 Amity White	.231	9-4	13	2	3	1	0	0	0	4	.308	1	0	7	0	.286	0	0	0-0	5	0	0	1.000
9 Stephanie Gonzalez	.205	16-15	44	4	9	1	0	0	5	10	.227	1	0	6	1	.222	0	3	0-0	7	12	3	.864
24 Shelby Garrett	.200	13-9	30	3	6	1	0	0	2	7	.233	3	0	6	0	.273	0	0	0-0	29	2	1	.969
5 Sidney Lee	.185	12-10	27	1	5	0	1	0	6	7	.259	5	0	5	2	.313	0	1	0-0	0	0	0	.000
10 Gracie Tentinger	.179	11-11	28	4	5	2	0	1	2	10	.357	2	0	6	0	.233	0	0	0-0	15	0	0	1.000
2 Erin McGlothlin	.167	9-2	6	3	1	0	0	0	0	1	.167	2	0	1	0	.375	0	0	0-0	2	0	0	1.000
4 Brooklynn Bockhaus	.120	21-8	25	4	3	1	0	0	4	4	.160	2	0	8	0	.179	1	0	1-1	8	0	0	1.000
21 Sophia Mendoza	.000	5-0	2	0	0	0	0	0	0	0	.000	3	0	0	0	.600	0	0	0-0	0	0	0	.000
44 Marlayna Capaldi	.000	7-0	2	2	0	0	0	0	0	0	.000	0	0	0	0	.000	0	0	1-1	0	0	0	.000
15 Caitlyn Gavin	.000	10-0	2	5	0	0	0	0	0	0	.000	0	0	1	0	.000	0	0	0-0	0	0	0	.000
Totals	.279	23	616	112	172	33	6	12	97	253	.411	68	5	87	5	.353	6	14	24-31	480	118	22	.965
Opponents	.173	23	571	27	99	19	4	4	22	138	.242	34	10	139	3	.231	3	12	19-22	458	166	38	.943

LOB - Team (139), Opp (123). DPs turned - Team (5), Opp (10). IBB - Team (0), Opp (2).

(Games won Sorted by Earned run avg)

Player	era	w-l	app	gs	cg	sho	sv	ip	h	r	er	bb	so	2b	3b	hr	b/avg	wp	hp	bk	sfa	sha
99 Olivia Lackie	0.50	17-0	18	13	13	6/0	1	111.0	53	11	8	23	114	9	3	1	.139	3	6	0	1	10
12 Ryley Harrison	0.74	5-0	8	7	4	3/0	0	38.0	32	7	4	7	17	6	0	1	.227	4	4	0	1	2
8 Cadence Williams	4.42	0-0	2	2	0	0/0	0	6.1	7	6	4	2	5	2	1	0	.259	0	0	0	1	0
22 Madison Lagle	4.50	1-0	1	1	0	0/0	0	4.2	7	3	3	2	3	2	0	2	.318	0	0	0	0	0
Totals	0.83	23-0	23	23	17	9/0	1	160.0	99	27	19	34	139	19	4	4	.173	7	10	0	3	12
Opponents	4.17	0-23	23	23	9	0/0	0	152.2	172	112	91	68	87	33	6	12	.279	15	5	0	6	14

PB - Team (0), Opp (1). SBA/ATT - S. Willems (19-22), O. Lackie (9-12), C. Williams (4-4), R. Harrison (4-4), M. Lagle (2-2).

2024 SOUTH ALABAMA SOFTBALL | IN LOSSES

Player	avg	gp-gs	ab	r	h	2b	3b	hr	rbi	tb	slg%	bb	hp	so	gdp	ob%	sf	sh	sb-att	po	a	e	fld%
18 Mackenzie Brasher	.304	15-15	46	6	14	0	0	0	0	14	.304	2	0	3	0	.333	0	2	11-11	38	0	0	1.000
9 Stephanie Gonzalez	.292	10-7	24	2	7	2	0	0	2	9	.375	1	1	1	1	.346	0	0	0-0	7	6	0	1.000
24 Shelby Garrett	.231	11-9	26	2	6	1	0	2	2	13	.500	3	0	8	0	.310	0	0	0-0	7	0	0	1.000
14 Bailey Welch	.229	14-14	35	3	8	0	1	0	3	10	.286	3	0	5	0	.282	1	0	2-2	31	0	0	1.000
11 Marley Sims	.222	15-15	36	5	8	0	0	0	2	8	.222	2	1	5	0	.282	0	1	1-2	19	23	1	.977
13 Gabby Stagner	.220	14-14	41	4	9	3	1	1	8	17	.415	4	0	3	1	.271	3	0	0-0	56	3	1	.983
19 Sasha Willems	.213	15-15	47	1	10	1	1	0	4	13	.277	1	0	7	0	.229	0	0	0-0	79	7	2	.977
4 Brooklynn Bockhaus	.188	10-5	16	2	3	1	1	0	2	6	.375	0	0	5	0	.188	0	1	0-0	9	0	0	1.000
1 Olivia Branstetter	.184	14-14	38	1	7	2	1	1	2	14	.368	2	5	3	0	.311	0	0	0-0	17	16	1	.971
5 Sidney Lee	.167	7-3	12	1	2	0	1	1	1	7	.583	2	0	3	0	.286	0	0	0-0	3	0	0	1.000
27 Odalys Cordova	.138	12-11	29	2	4	0	0	0	1	4	.138	1	0	1	0	.161	1	0	2-2	27	6	2	.943
10 Gracie Tentinger	.136	8-8	22	1	3	0	0	1	4	6	.273	0	0	1	2	.130	1	0	0-0	7	0	2	.778
33 Amity White	.000	3-3	7	0	0	0	0	0	0	0	.000	0	0	0	0	.000	0	0	0-0	6	0	0	1.000
44 Marlayna Capaldi	.000	4-1	3	1	0	0	0	0	0	0	.000	0	0	1	0	.000	0	0	0-0	0	1	1	.500
21 Sophia Mendoza	.000	2-0	2	0	0	0	0	0	0	0	.000	0	0	1	0	.000	0	0	0-0	0	0	0	.000
2 Erin McGlothlin	.000	5-1	1	2	0	0	0	0	0	0	.000	0	0	1	0	.000	0	0	0-0	0	0	0	.000
-----																							
15 Caitlyn Gavin	.000	11-0	0	4	0	0	0	0	0	0	.000	0	0	0	0	.000	0	0	0-1	0	0	0	.000
Totals	.210	15	385	37	81	10	6	6	31	121	.314	21	7	48	4	.260	6	4	16-18	309	72	10	.974
Opponents	.316	15	437	94	138	24	3	16	90	216	.494	43	14	75	2	.391	5	5	25-29	318	161	15	.970

LOB - Team (68), Opp (101). DPs turned - Team (2), Opp (8).

(Games lost Sorted by Earned run avg)

Player	era	w-l	app	gs	cg	sho	sv	ip	h	r	er	bb	so	2b	3b	hr	b/avg	wp	hp	bk	sfa	sha
0 Tori Miller	3.28	0-0	6	0	0	0/0	0	10.2	14	5	5	2	8	2	0	2	.311	1	0	0	0	0
99 Olivia Lackie	3.86	0-6	10	5	4	0/0	0	45.1	47	26	25	14	49	10	1	7	.260	6	4	0	1	1
8 Cadence Williams	7.74	0-1	5	2	0	0/0	0	12.2	16	14	14	5	2	1	0	2	.302	1	5	0	0	0
22 Madison Lagle	9.33	0-3	9	3	0	0/0	0	18.0	27	24	24	14	10	4	2	3	.351	3	5	0	3	2
12 Ryley Harrison	9.86	0-5	7	5	0	0/0	0	16.1	34	25	23	8	6	7	0	2	.420	1	0	0	1	2
Totals	6.18	0-15	15	15	4	0/0	0	103.0	138	94	91	43	75	24	3	16	.316	12	14	0	5	5
Opponents	1.98	15-0	15	15	5	1/0	5	106.0	81	37	30	21	48	10	6	6	.210	8	7	0	6	4

Pickoffs - Team (2), S. Willems 2. SBA/ATT - S. Willems (23-26), O. Lackie (8-9), M. Lagle (8-8), R. Harrison (6-8), C. Williams (2-3), S. Lee (2-2), T. Miller (1-1).

2024 SOUTH ALABAMA SOFTBALL | SEASON / CAREER STATS

Player	SEASON										CAREER																	
	Avg	G-GS	AB	R	H	2B	3B	HR	RBI	BB	Hbp	SO	Sb	Att	Avg	G-GS	AB	R	H	2B	3B	HR	RBI	BB	Hbp	SO	Sb	Att
18 Mackenzie Brasher	.319	39-39	135	26	43	2	0	0	9	7	0	14	21	23	.327	215-208	639	134	209	7	0	0	34	38	3	81	80	91
13 Gabby Stagner	.310	37-37	116	22	36	11	3	9	31	12	1	13	2	2	.274	127-123	361	62	99	30	3	21	92	37	4	63	4	4
19 Sasha Willems	.274	39-39	124	10	34	7	1	0	12	8	1	17	1	1	.283	92-91	265	33	75	15	3	3	46	19	4	39	1	1
11 Marley Sims	.266	39-39	94	14	25	1	2	0	13	9	2	9	3	7	.265	91-89	200	35	53	2	3	0	20	18	3	22	13	18
14 Bailey Welch	.264	38-38	87	12	23	2	2	2	12	14	1	12	4	5	.256	146-114	254	38	65	9	3	3	26	40	5	57	10	11
1 Olivia Branstetter	.258	31-31	89	11	23	6	1	2	12	10	6	7	3	3	.258	31-31	89	11	23	6	1	2	12	10	6	7	3	3
27 Odalys Cordova	.237	33-30	93	12	22	4	0	1	10	4	0	5	4	5	.268	90-86	250	37	67	11	1	2	26	19	0	20	16	21
9 Stephanie Gonzalez	.232	27-22	69	6	16	3	0	0	7	2	1	8	0	0	.193	76-58	176	11	34	7	0	3	21	4	3	32	0	1
24 Shelby Garrett	.224	25-19	58	5	13	2	0	2	4	7	0	15	0	0	.216	50-24	88	6	19	3	0	2	10	11	1	23	0	0
5 Sidney Lee	.175	20-13	40	2	7	0	2	1	7	7	0	8	0	0	.175	20-13	40	2	7	0	2	1	7	7	0	8	0	0
10 Gracie Tentinger	.167	20-20	54	5	9	2	0	2	6	2	0	7	0	0	.167	20-20	54	5	9	2	0	2	6	2	0	7	0	0
33 Amity White	.150	13-7	20	2	3	1	0	0	0	1	0	7	0	0	.150	13-7	20	2	3	1	0	0	0	1	0	7	0	0
4 Brooklynn Bockhaus	.146	32-13	41	6	6	2	1	0	6	2	0	13	1	1	.158	47-21	57	11	9	2	1	0	7	3	0	19	1	1
2 Erin McGlothlin	.143	15-3	7	5	1	0	0	0	0	2	0	2	0	0	.125	28-3	8	11	1	0	0	0	0	2	0	3	1	1
44 Marlayna Capaldi	.000	11-1	5	3	0	0	0	0	0	0	0	1	1	1	.000	13-1	5	4	0	0	0	0	0	1	0	1	1	1
21 Sophia Mendoza	.000	8-0	5	0	0	0	0	0	0	3	0	1	0	0	.091	17-1	11	0	1	0	0	0	1	9	1	2	0	0
15 Caitlyn Gavin	.000	22-0	2	9	0	0	0	0	0	0	0	1	0	1	.000	22-0	2	9	0	0	0	0	0	0	0	1	0	1
Totals	.251	39-39	1039	150	261	43	12	19	129	90	12	140	40	49														
Opponents	.234	39-39	1046	122	245	44	7	20	113	78	26	215	45	52														

(All games Sorted by Earned run avg)

Player	SEASON														CAREER													
	ERA	W-L	App	GS	CG	Sho	Sv	IP	H	R	ER	BB	SO	ERA	W-L	App	GS	CG	Sho	Sv	IP	H	R	ER	BB	SO		
99 Olivia Lackie	1.44	17-6	29	18	17	6	1	160.1	102	37	33	37	163	1.85	72-32	139	94	69	32	10	690.0	449	218	182	213	835		
0 Tori Miller	3.28	0-0	6	0	0	0	0	10.2	14	5	5	2	8	3.28	0-0	6	0	0	0	0	10.2	14	5	5	2	8		
12 Ryley Harrison	3.48	5-5	15	12	4	3	0	54.1	66	32	27	15	23	3.48	5-5	15	12	4	3	0	54.1	66	32	27	15	23		
22 Madison Lagle	6.61	1-3	11	5	0	0	0	29.2	40	28	28	17	14	5.69	2-3	16	7	0	0	0	39.1	49	34	32	25	21		
8 Cadence Williams	6.63	0-1	7	4	0	0	0	19.0	23	20	18	7	7	6.63	0-1	7	4	0	0	0	19.0	23	20	18	7	7		
Totals	2.84	23-15	39	39	21	9	1	274.0	245	122	111	78	215															
Opponents	3.17	15-23	39	39	14	1	5	269.2	261	150	122	90	140															

0 Tori MILLER		
Sophomore   5-9   RHP   R-R	Major: Chemistry   Minor: Business	
Harrah, Okla.   Coastal Carolina   Harrah HS		
	2024	Career
Complete Games	-	-
Shutouts	-	-
No-Hitters	-	-
Perfect Games	-	-
Double-Digit K's	-	-
CAREER HIGHS		
Innings Pitched	4.2, vs. Georgia Southern (4/13/24)	
Walks Allowed	1, 2x, last vs. Texas State (3/29/24)	
Strikeouts	5, vs. Georgia Southern (4/13/24)	
Hits Allowed	6, vs. Georgia Southern (4/13/24)	
Home Runs Allowed	1, 2x, last vs. Texas State (3/29/24)	
Runs Allowed	2, 2x, last vs. Georgia Southern (4/13/24)	

1

Olivia BRANSTETTER

Freshman | 5-5 | INF | R-R

Major: Biology

Liberty, Mo. | Liberty High School

	2024	Career
Hitting Streak	6	6
Reached Base Streak	7	7
Multiple Hit Games	2	3
2024	3	2
Career	3	2
Multiple RBI Games	2	3
2024	3	-
Career	3	-

CAREER HIGHS

Runs.....3, at Southeastern Louisiana (2/20/24)

Hits.....3, 2x, last at ULM (3/24/24)

Doubles.....2, vs. Missouri (2/10/24)

Triples.....1, vs. Northern Iowa (3/1/24)

Home Run.....1, 2x, last at ULM (3/24/24)

RBI.....2, 3x, last at ULM (3/24/24)

Walks.....2, at ULM (3/24/24)

Stolen Bases.....1, 3x, last at ULM (3/24/24)

2

Erin McGLOTHLIN

Sophomore (RS) | 5-6 | OF | L-R

Major: Health Sciences

Homestead, Fla. | Keys Gate Charter School

	2024	Career
Hitting Streak	1	1
Reached Base Streak	1	1
Multiple Hit Games	2	3
2023	--	--
2024	--	--
Career	--	--

	2	3	4	5+	Total
Multiple Hit Games	2	3	4	5+	Total
2023	--	--	--	--	--
2024	--	--	--	--	--
Career	--	--	--	--	--

	2	3	4	5+	Total
Multiple RBI Games	2	3	4	5+	Total
2023	--	--	--	--	--
2024	--	--	--	--	--
Career	--	--	--	--	--

CAREER HIGHS

Runs..... 1, 10x, last vs. Georgia Southern (4/13/24)
Hits..... 1, at ULM (3/23/24)
Doubles..... --
Triples..... --
Home Run..... --
RBI..... --
Walks..... 1, at ULM (3/23/24)
Stolen Bases..... 1, vs. James Madison (5/11/23)

4

Brooklyn BOCKHAUS

Sophomore | 5-7 | OF | R-R

Major: Exercise Science: Pre-Professional

Haughton, La. | Haughton HS

	2024	Career
Hitting Streak	1	1
Reached Base Streak	2	2
Multiple Hit Games	2	3
2023	1	-
2024	-	-
Career	1	-
Multiple RBI Games	2	3
2023	-	-
2024	1	-
Career	1	-

CAREER HIGHS

Runs.....2, vs. Iona (3/11/23)
Hits.....2, vs. Iona (3/11/23)
Doubles.....1, 2x, last vs. Northern Iowa (3/8/24)
Triples.....1, vs. Louisiana (3/16/24)
Home Runs.....-
RBI.....2, vs. St. John's (2/10/24)
Walks.....1, 3x, last at Arkansas (3/8/24)
Stolen Bases.....1, at ULM (3/24/24)

5

Sidney LEE

Junior | 5-7 | C | INF | R-R

Major: Interdisciplinary Studies

Dadeville, Ala. | Lee University | Lee-Scott Academy

	2024	Career
Hitting Streak	2	2
Reached Base Streak	5	5
Multiple Hit Games	2	3
2024	1	-
Career	1	-
Multiple RBI Games	2	3
2024	2	-
Career	2	-

CAREER HIGHS

Runs.....1, 2x, last at Arkansas (3/9/24)
Hits.....2, vs. Georgia Southern (4/14/24)
Doubles.....-
Triples.....1, 2x, last vs. Eastern Kentucky (2/17/24)
Home Run.....1, at Arkansas (3/9/24)
RBI.....2, 2x, last vs. Central Michigan (2/16/24)
Walks.....2, vs. Eastern Kentucky (2/17/24)
Stolen Bases.....-

7

Molly PITTS

Freshman | 5'7" | C | R-R

Major: Secondary Education: Social Science

Mobile, Ala. | Mobile Christian

	2024	Career			
Hitting Streak	--	--			
Reached Base Streak	--	--			
Multiple Hit Games	2	3	4	5+	Total
2024	--	--	--	--	--
Career	--	--	--	--	--
Multiple RBI Games	2	3	4	5+	Total
2024	--	--	--	--	--
Career	--	--	--	--	--

CAREER HIGHS

Runs .....--
Hits .....--
Doubles .....--
Triples .....--
Home Run .....--
RBI .....--
Walks .....--
Stolen Bases .....--

8

Cadence WILLIAMS

Freshman | 6-0 | RHP | R-R

Major: Advertising & Public Relations

Rising Sun, Md. | Rising Sun HS

	2024	Career
Complete Games	-	-
Shutouts	-	-
No-Hitters	-	-
Perfect Games	-	-
Double-Digit K's	-	-

CAREER HIGHS

Innings Pitched

4.0, 2x, last vs. Northern Illinois (2/17/24)

Walks Allowed

2, vs. Northern Illinois (2/17/24)

Strikeouts

4, vs. Northern Illinois (2/17/24)

Hits Allowed

5, vs. Eastern Kentucky (2/17/24)

Home Runs Allowed

1, 2x, last vs. James Madison (2/25/24)

Runs Allowed

6, vs. Eastern Kentucky (2/17/24)

9

Stephanie GONZALEZ

Junior | 5-5 | UTL | R-R

Major: Exercise Science

Pembroke Pines, Fla. | Pembroke Pines Charter HS

	2024	Career
Hitting Streak	5	5
Reached Base Streak	7	7
Multiple Hit Games	2	3
2022	2	--
2023	--	--
2024	3	--
Career	5	--
Multiple RBI Games	2	3
2022	3	--
2023	--	--
2024	1	--
Career	4	--

CAREER HIGHS

Runs ..... 1, 11x, last at ULM (3/23/24)
Hits ..... 2, 4x, last at South Carolina (2/24/24)
Doubles ..... 1, 9x, last vs. Georgia Southern (4/13/24)
Triples ..... --
Home Run ..... 1, 3x, last vs. Georgia Southern (5/1/22)
RBI ..... 2, 4x, last vs. UMass (2/23/24)
Walks ..... 1, 4x, last at App State (4/6/24)
Stolen Bases ..... --

10

Gracie TENTINGER

Junior | 5-6 | OF | R-R

Meridian, Idaho | College of Southern Idaho | Meridian HS

Major: Health Care Management

	2024	Career
Hitting Streak	2	2
Reached Base Streak	2	2
Multiple Hit Games	2	3
2024	2	--
Career	2	--
Multiple RBI Games	2	3
2024	--	1
Career	--	1

CAREER HIGHS

Runs.....1, 4x, last at Arkansas (3/9/24)
Hits.....2, 2x, last vs. Nebraska (3/9/24)
Doubles.....1, 2x, last vs. UMass (2/23/24)
Triples.....--
Home Run.....1, 2x, last at Arkansas (3/9/24)
RBI.....3, at Arkansas (3/9/24)
Walks.....--
Stolen Bases.....--

11

Marley SIMS

Senior | 5-5 | INF | L-R

Major: Interdisciplinary Studies

Gulfport, Miss. | Chipola College | Harrison HS

	2024		Career		
Hitting Streak	3		4		
Reached Base Streak	6		8		
Multiple Hit Games	2	3	4	5+	Total
2023	3	1	-	-	4
2024	5	1	-	-	6
Career	8	2	-	-	10

	2	3	4	5+	Total
Multiple RBI Games	2	3	4	5+	Total
2023	1	-	-	-	1
2024	3	-	-	-	3
Career	4	-	-	-	4

CAREER HIGHS

Runs ..... 3, vs. Tennessee Tech (3/3/23)  
Hits ..... 3, 2x, last vs. Louisiana (3/16/24)  
Doubles ..... 1, 2x, last at South Carolina (2/24/24)  
Triples ..... 1, 3x, last vs. Georgia Southern (4/12/24)  
Home Runs .....  
RBI ..... 2, 4x, last vs. Georgia Southern (4/12/24)  
Walks ..... 2, vs. Northern Iowa (3/2/24)  
Stolen Bases ..... 2, 2x, last vs. Missouri State (2/18/23)

12 Ryley HARRISON		
Freshman   6-0   RHP   R-R		Major: Exercise Science   Pre-Professional
Fairhope, Ala.   Fairhope HS		
	2024	Career
Complete Games	4	4
Shutouts	3	3
No-Hitters	-	-
Perfect Games	-	-
Double-Digit K's	-	-
CAREER HIGHS		
Innings Pitched	.....7.0, at ULM (3/23/24)	
Walks Allowed	.....4, vs. Texas State (3/29/24)	
Strikeouts	.....9, vs. UMass (2/23/24)	
Hits Allowed	.....7, 2x, last vs. Texas State (3/29/24)	
Home Runs Allowed	.....1, 4x, last vs. Georgia Southern (4/13/24)	
Runs Allowed	.....8, vs. Texas State (3/29/24)	

13

Gabby STAGNER

Junior | 5-8 | INF | R-R

Major: Exercise Science

Mobile, Ala. | Faith Academy

	2024				Career
Hitting Streak	13				13
Reached Base Streak	19				19
Multiple Hit Games	2	3	4	5+	Total
2022	4	1	-	-	5
2023	12	1	-	-	13
2024	7	1	-	-	8
Career	23	3	-	-	26

	2	3	4	5+	Total
Multiple RBI Games	-	1	3	1	5
2022	-	1	3	1	5
2023	3	2	3	1	9
2024	6	1	1	-	8
Career	9	4	7	2	22

CAREER HIGHS

Runs .....3, 2x, last at Southeastern Louisiana (2/20/24)

Hits .....3, at Appalachian State (4/10/22)

Doubles .....2, 2x, last at Southern Miss (4/30/23)

Triples .....1, 3x, last vs. Louisiana (3/16/24)

Home Run .....2, vs. Louisiana (4/14/22)

RBI .....6, at Southern Miss (4/30/23)

Walks .....3, vs. Bowling Green (3/4/23)

Stolen Bases .....1, 2x, last vs. Northern Illinois (2/17/24)

14

Bailey WELCH

Junior | 5-6 | OF | L-R

Hueytown, Ala. | Bessemer Academy

Major: Biomedical Sciences

	2024				Career
Hitting Streak	2				3
Reached Base Streak	6				6
Multiple Hit Games	2	3	4	5+	Total
2021	2	-	-	-	2
2022	-	-	-	-	-
2023	5	1	-	-	6
2024	4	1	-	-	5
Career	11	2	-	-	13
Multiple RBI Games	2	3	4	5+	Total
2021	-	-	-	-	-
2022	-	-	-	-	-
2023	-	1	-	-	1
2024	2	-	-	-	2
Career	2	1	-	-	3

CAREER HIGHS

Runs ..... 2, 2x, last vs. Northern Iowa (3/2/24)
Hits ..... 3, 2x, last vs. McNeese State (3/26/24)
Doubles ..... 1, 9x, last vs. Texas State (3/30/24)
Triples ..... 1, 3x, last vs. McNeese State (3/26/24)
Home Runs ..... 1, 3x, last at App State (4/7/24)
RBI ..... 3, vs. Appalachian State (4/14/23)
Walks ..... 3, vs. Butler (2/20/21)
Stolen Bases ..... 1, 6x, last vs. McNeese State (3/26/24)

15 Caitlyn GAVIN						
Freshman   5-5   INF   R-R				Major: Exercise Sciences		
Jay, Fla.   Jay HS						
	2024				Career	
Hitting Streak	--				--	
Reached Base Streak	--				--	
Multiple Hit Games	2	3	4	5+	Total	
2024	--	--	--	--	--	
Career	--	--	--	--	--	
Multiple RBI Games	2	3	4	5+	Total	
2024	--	--	--	--	--	
Career	--	--	--	--	--	
CAREER HIGHS						
Runs	.....1, 6x, last vs. Georgia Southern (4/12/24)					
Hits	.....--					
Doubles	.....--					
Triples	.....--					
Home Runs	.....--					
RBI	.....--					
Walks	.....--					
Stolen Bases	.....--					

18

Mackenzie BRASHER

Graduate | 5-6 | OF | L-R

Orange Beach, Ala. | Gulf Shores HS

Grad Program: Sports Management

	2024				Career
Hitting Streak	8				11
Reached Base Streak	9				21
Multiple Hit Games	2	3	4	5+	Total
2020	5	-	-	-	5
2021	7	7	-	-	14
2022	10	1	-	-	11
2023	10	2	-	-	12
2024	7	4	-	-	11
Career	39	14	-	-	53
Multiple RBI Games	2	3	4	5+	Total
2020	-	-	-	-	-
2021	-	-	-	-	-
2022	-	-	-	-	-
2023	2	-	-	-	2
2024	2	-	-	-	2
Career	4	-	-	-	4

CAREER HIGHS

Runs.....3, 4x, last at Southern Miss (4/30/23)
Hits.....3, 14x, last at App State (4/7/24)
Doubles.....1, 6x last at ULM (3/23/24)
Triples.....-
Home Runs.....-
RBI.....2, 3x, last vs. Central Michigan (2/16/24)
Walks.....2, vs. Chattanooga (3/10/23)
Stolen Bases.....4, vs. North Carolina Central (2/9/24)

19

Sasha WILLEMS

Junior | 5-4 | C | R-R

Major: Sports Management & Recreation Studies

Sydney, New South Wales, Australia | Woolooware HS | Howard College

	2024				Career
Hitting Streak	12				12
Reached Base Streak	12				12
Multiple Hit Games	2	3	4	5+	Total
2023	5	3	-	-	8
2024	3	2	-	-	5
Career	8	5	-	-	13
Multiple RBI Games	2	3	4	5+	Total
2023	1	3	1	1	6
2024	1	-	-	-	1
Career	2	3	1	1	7

CAREER HIGHS

Runs .....2, 6x, last vs. Central Michigan (2/16/24)

Hits .....3, 5x, last vs. Northern Illinois (2/17/24)

Doubles .....1, 15x, last at App State (4/7/24)

Triples .....1, 3x, last at McNeese State (3/26/24)

Home Runs .....1, 3x, last vs. Bowling Green (3/4/23)

RBI .....6, vs. Bowling Green (3/4/23)

Walks .....1, 10x, last at App State (4/6/24)

Stolen Bases .....1, at ULM (3/23/24)

21

Sophia MENDOZA

Sophomore | 5-7 | C/INF | R-R

Major: Criminal Justice

Lehigh Acres, Fla. | Riverdale HS

	2024	Career			
Hitting Streak	-	1			
Reached Base Streak	1	4			
Multiple Hit Games	2	3	4	5+	Total
2023	-	-	-	-	-
2024	-	-	-	-	-
Career	-	-	-	-	-
Multiple RBI Games	2	3	4	5+	Total
2023	-	-	-	-	-
2024	-	-	-	-	-
Career	-	-	-	-	-

CAREER HIGHS

Runs.....-
Hits.....1, vs. Mississippi Valley State (2/17/23)
Doubles.....-
Triples.....-
Home Runs.....-
RBI.....1, vs. Mississippi State (2/24/23)
Walks.....1, 9x, last at ULM (3/24/24)
Stolen Bases.....-

22

Madison LAGLE

Sophomore | 5-11 | LHP | L-R

Major: Exercise Science

Glen St. Maru, Fla. | Baker County HS

	2024	Career
Complete Games	-	-
Shutouts	-	-
No-Hitters	-	-
Perfect Games	-	-
Double-Digit K's	-	-

CAREER HIGHS

Innings Pitched

4.2, vs. Northern Iowa (3/2/24)

Walks Allowed

4, 2x, last vs. James Madison (2/25/24)

Strikeouts

4, vs. Northern Iowa (3/8/24)

Hits Allowed

7, vs. Northern Iowa (3/2/24)

Home Runs Allowed

2, vs. Northern Iowa (3/2/24)

Runs Allowed

5, 2x, last vs. Louisiana (3/16/24)



Runs .....	1, 5x, last vs. Texas State (3/30/24)
Hits .....	3, at ULM (3/24/24)
Doubles .....	1, 2x, last vs. Texas State (3/29/24)
Triples .....	-
Home Runs .....	1, 2x, last vs. McNeese State (3/26/24)
RBI .....	2, 2x, last at Georgia Southern (4/23/23)
Walks .....	1, 7x, last vs. Nebraska (3/9/24)
Stolen Bases .....	-

Runs .....	2, 6x, last vs. Northern Iowa (3/2/24)
Hits .....	4, vs. Nicholls (3/21/23)
Doubles .....	1, 10x, last at Alabama (3/2/24)
Triples .....	1, vs. Mississippi Valley State (2/17/23)
Home Runs .....	1, 2x, last at App State (4/6/24)
RBI .....	4, at Texas State (3/26/23)
Walks .....	2, vs. Troy (6m 1) (5/6/23)
Stolen Bases .....	2, vs. Troy (6m 1) (5/6/23)

Runs .....	1, at App State (4/7/24)
Hits .....	2, at App State (4/7/24)
Doubles .....	1, at App State (4/7/24)
Triples .....	-
Home Runs .....	-
RBI .....	1, at App State (4/7/24)
Walks .....	1, vs. Georgia Southern (4/14/24)
Stolen Bases .....	-

Runs.....	1, 4x, last vs. Georgia Southern (4/13/24)
Hits.....	-
Doubles.....	-
Triples.....	-
Home Runs.....	-
RBI.....	-
Walks.....	1, vs. Iowa (3/1/23)
Stolen Bases.....	-

Innings Pitched .....	13.0, at ULM (3/24/24)
Walks Allowed .....	6, vs. Louisiana (4/14/22)
Strikeouts .....	18, vs. Texas State (3/18/22)
Hits Allowed .....	14, vs. Texas State (5/12/22)
Home Runs Allowed .....	3, 4x, last at Southern Miss (4/28/23)
Runs Allowed .....	10, vs. Louisiana (4/14/22)