



**2018 MEDIA GUIDE**  
MISSISSIPPI STATE SOFTBALL



**INTRODUCTION**

Quick Facts .....	2
2018 Schedule .....	3
2018 Roster .....	4
2018 TV/Radio Roster .....	5

**THE BULLDOGS**

Cassady Knudsen .....	6-7
Reggie Harrison .....	8-9
Holly Ward .....	10-11
Morgan Bell .....	12-13
Calyn Adams .....	14-15
Carmer Carter .....	16-17
Bevia Robinson .....	18-19
Kat Moore .....	20-21
Emily Heimberger .....	22-23
Sarai Nui .....	24-25
Taylor Kelly .....	26-27
Maddie Dorsett .....	28-29
Lindsey Williams .....	30-31
Montana Davidson .....	32-33
Lexi Malone .....	34-35
Emily Mitchell .....	36-37
Candace Denis // Macey Petrey .....	38
Alex Wilcox // Brooke Cantillo .....	39
Kinsey Goelz // Grace Dabbs .....	40
O'Neil Roberson // Carter Spexarth .....	41
Mia Davidson // Emily Williams .....	42

**COACHES & STAFF**

Vann Stuedeman .....	43-48
Samantha Ricketts .....	49
Tyler Bratton .....	50
Jesica Cooley // Kayla Winkfield .....	51

**2017 SEASON REVIEW**

Season Results .....	52
Season Stats .....	53-55

**CREDITS**

The 2018 Mississippi State Softball Media Guide is a publication of the Mississippi State Athletic Department. It was written, edited and compiled by Taylor Shirey of the Mississippi State Athletic Communications Department, with assistance from Emily Pschigoda, Blake Williams, John Cade, Andrew Piper and Hunter Richardson. Photography courtesy of Kelly Price.

**HISTORY**

All-Time Results Versus Non-Conference .....	56-61
All-Time Results Versus SEC .....	62-65
All-Time Series Records .....	66-68
All-Time Versus Ranked Opponents .....	69-70
All-Time Extra-Inning/Run-Rule Games .....	71-72
Year-by-Year Results .....	73-81
Coaching History .....	82
Letterwinners .....	83
Jersey Numbers .....	84
Annual Statistical Leaders .....	85-87
Team Year-By-Year Records & Stats .....	88
All-Americans .....	89-91
Awards & Honors .....	92-98
All-Time SEC Championship History .....	99-100
All-Time NCAA Regional History .....	101-102

**RECORDS**

Individual Records .....	103-110
Grand Slams & Miscellaneous .....	111
Class Records .....	112-113
Last Time .....	114-115
Team Records .....	116-118

**FACILITIES**

Nusz Park .....	119-120
-----------------	---------

**THIS IS MSU**

Mississippi State University .....	121
History of the Bulldogs .....	122
Traditions .....	123
University President Dr. Mark Keenum .....	124
Director of Athletics John Cohen .....	125

**ATHLETICS COMMUNICATIONS**

Communications Staff .....	126
Communications Student Staff // Policies .....	127

## GENERAL INFORMATION

Location .....	Starkville, Miss.
Founded .....	Feb. 28, 1878
Nickname .....	Bulldogs
Enrollment .....	21,622
Official Athletics Website .....	www.HailState.com
President .....	Dr. Mark Keenum
Faculty Athletics Representative .....	Dr. Steven Turner
Athletics Director .....	John Cohen
Senior Associate Athletics Director/SWA .....	Ann Carr
Conference .....	Southeastern
Colors .....	Maroon (PMS 202) and White
Stadium (Capacity) .....	Nusz Park (1,000)
Constructed .....	2016
Dimensions .....	L-200, C-220, R-200
Nusz Park Record .....	40-21 (.656)

## COACHING/SUPPORT STAFF

Head Coach .....	Vann Stuedeman (Seventh Season)
Alma Mater .....	Huntingdon, 1994
Mississippi State Record .....	203-143 (.587)
Career Record .....	Same
SEC Record .....	53-95
Assistant Coach .....	Samantha Ricketts (Fourth Season)
Alma Mater .....	Oklahoma, 2005
Assistant Coach .....	Tyler Bratton (Fifth Season)
Alma Mater .....	Mississippi State, 2007
Softball Office Phone .....	662.325.0573
Graduate Manager .....	Kayla Winkfield
Student Assistant Coaches .....	Alexis Silkwood
.....	Amanda Ivy
.....	Caroline Seitz
Director of Operations .....	Jessica Cooley
Athletic Trainer .....	Marissa Robles
Managers .....	Laken Shankle
.....	Garrett Russell
.....	Charlie Latham
.....	Parker Lemm
Strength Coach .....	Jenna Wooten
Academic Counselor .....	Sawyer Bowering

## ATHLETIC COMMUNICATIONS

Senior Associate AD/External Affairs .....	Leah Beasley
Associate AD/Communications .....	Bill Martin
Assistant Director (Softball Contact) .....	Taylor Shirey
Office Phone .....	662.325.8040
Cell Phone .....	256.899.6482
Email .....	tshirey@athletics.msstate.edu
Fax .....	666.325.2563
Mailing Address .....	P.O. Box 5327
.....	Mississippi State, MS 39762
Overnight Address .....	Room 202
.....	Humphrey Coliseum
.....	55 Coliseum Blvd.
.....	Mississippi State, MS 39762

**@HAILSTATESB**



## PROGRAM HISTORY

Program Years .....	1982-86; 1997-Present
Overall Record (26 seasons) .....	791-633 (.555)
Overall SEC Record (21 seasons) .....	246-330 (.427)
NCAA Tournament Appearances .....	13
.....	(2000; 2002-05, 07-09, 2012-15, 2017)
NCAA Tournament Record .....	12-26 (.316)
SEC Tournament Appearances .....	16
.....	(1998-2005, 2007-08, 2011-12, 2014-17)
SEC Tournament Record .....	11-24 (.314)

## TEAM INFORMATION

2017 Overall Record .....	36-22
2017 SEC Record/Finish .....	10-14/9th
Letterwinners Returning/Lost .....	16/7
Positions Starters Returning/Lost .....	6/4
Pitchers Returning/Lost .....	3/2
Newcomers .....	10

### Key Returnees

<i>Reggie Harrison, Sr., SS</i>
2017: .333 BA, 24 R, 55 H, 15 2B, 2 3B, 4 HR, 22 RBI
<i>Bevia Robinson, Jr., OF</i>
2017: .326 BA, 41 R, 56 H, 3 2B, 2 3B, 11 RBI, 30 SB
<i>Kat Moore, Jr., OF</i>
2017: .304 BA, 24 R, 48 H, 5 2B, 2 3B, 1 HR, 16 RBI
<i>Cassady Knudsen, Sr., P</i>
2017: 9-4, 2.20 ERA, 73.1 IP, 3 CG, 77 K
<i>Holly Ward, Sr., P</i>
2017: 97-9, 1 SV, 2.26 ERA, 114.2 IP, 9 CG, 91 K

### Key Losses

<i>Caroline Seitz, 3B</i>
2017: .313 BA, 27 R, 55 H, 10 2B, 9 HR, 44 RBI
<i>Alexis Silkwood, P</i>
2017: 15-8, 5 SV, 2.16 ERA, 158.2 IP, 11 CG, 108 K

### Newcomers

Brooke Cantillo, OF, Fr.
Lake Elsinore, Calif. / Foothill
Grace Dabbs, OF, Fr.
Philadelphia, Miss. / Leake Academy
Mia Davidson, C/INF, Fr.
Hillsborough, N.C. / Orange
Candace Denis, P/UTL, So.
Malakoff, Texas / UMass
Kinsey Goelz, INF, Fr.
Myakka City, Fla. / Lakewood Ranch
Macey Petrey, INF, Fr.
Demopolis, Ala. / Marengo Academy
O'Neil Roberson, INF, Fr.
Birmingham, Ala. / Oak Mountain
Carter Spexarth, P/UTL, Fr.
The Woodlands, Texas / Tomball
Alex Wilcox, OF, Fr.
Brantley, Ala. / Brantley
Emily Williams, P, Fr.
Carrollton, Ga. / Central

DATE	OPPONENT	LOCATION	TIME
Friday, Feb. 9	! <b>Mississippi Valley</b>	<b>Starkville, Miss.</b>	<b>3:00 PM</b>
Friday, Feb. 9	! <b>Omaha</b>	<b>Starkville, Miss.</b>	<b>5:30 PM</b>
Saturday, Feb. 10	! <b>Missouri State</b>	<b>Starkville, Miss.</b>	<b>12:30 PM</b>
Saturday, Feb. 10	! <b>1 vs. 4</b>	<b>Starkville, Miss.</b>	<b>3:00 PM</b>
Saturday, Feb. 10	! <b>2 vs. 3</b>	<b>Starkville, Miss.</b>	<b>5:30 PM</b>
Sunday, Feb. 11	! <b>Consolation</b>	<b>Starkville, Miss.</b>	<b>11:00 AM</b>
Sunday, Feb. 11	! <b>Championship</b>	<b>Starkville, Miss.</b>	<b>1:30 PM</b>
Thursday, Feb. 15	<b>UT-Martin</b>	<b>Starkville, Miss.</b>	<b>4:00 PM</b>
Friday, Feb. 16	@ <b>Murray State</b>	<b>Starkville, Miss.</b>	<b>3:00 PM</b>
Friday, Feb. 16	@ <b>Drake</b>	<b>Starkville, Miss.</b>	<b>5:30 PM</b>
Saturday, Feb. 17	@ <b>South Alabama</b>	<b>Starkville, Miss.</b>	<b>1:30 PM</b>
Saturday, Feb. 17	@ <b>Drake</b>	<b>Starkville, Miss.</b>	<b>4:00 PM</b>
Tuesday, Feb. 20	<b>Southeastern Louisiana</b>	<b>Starkville, Miss.</b>	<b>5:30 PM</b>
Thursday, Feb. 22	# vs. Arizona State	Palm Springs, Calif.	3:00 PM
Thursday, Feb. 22	# vs. Nebraska	Palm Springs, Calif.	10:00 PM
Friday, Feb. 23	# vs. Oklahoma State	Palm Springs, Calif.	3:00 PM
Saturday, Feb. 24	# vs. San Jose State	Palm Springs, Calif.	7:00 PM
Saturday, Feb. 24	# vs. Cal State Fullerton	Palm Springs, Calif.	9:30 PM
Friday, March 2	% <b>Lamar</b>	<b>Starkville, Miss.</b>	<b>3:30 PM</b>
Saturday, March 3	% <b>Mercer</b>	<b>Starkville, Miss.</b>	<b>11:30 AM</b>
Saturday, March 3	% <b>Sam Houston State</b>	<b>Starkville, Miss.</b>	<b>2:00 PM</b>
Sunday, March 4	% <b>Sam Houston State</b>	<b>Starkville, Miss.</b>	<b>2:00 PM</b>
Wednesday, March 7	<b>Boston College</b>	<b>Starkville, Miss.</b>	<b>6:00 PM</b>
Friday, March 9	<b>Illinois</b>	<b>Starkville, Miss.</b>	<b>6:00 PM</b>
Saturday, March 10	<b>Illinois</b>	<b>Starkville, Miss.</b>	<b>1:30 PM</b>
Saturday, March 10	<b>UMass-Lowell</b>	<b>Starkville, Miss.</b>	<b>4:00 PM</b>
Sunday, March 11	<b>UMass-Lowell</b>	<b>Starkville, Miss.</b>	<b>1:30 PM</b>
Tuesday, March 13	at Samford	Birmingham, Ala.	6:00 PM
Wednesday, March 14	at Memphis	Starkville, Miss.	6:00 PM
Friday, March 16	* at Missouri	Columbia, Mo.	6:30 PM
Saturday, March 17	* at Missouri	Columbia, Mo.	4:00 PM
Sunday, March 18	* at Missouri	Columbia, Mo.	12:00 PM
Wednesday, March 21	<b>Central Arkansas</b>	<b>Starkville, Miss.</b>	<b>6:00 PM</b>
Friday, March 23	* <b>Georgia</b>	<b>Starkville, Miss.</b>	<b>6:00 PM</b>
Saturday, March 24	* <b>Georgia</b>	<b>Starkville, Miss.</b>	<b>2:00 PM</b>
Sunday, March 25	* <b>Georgia</b>	<b>Starkville, Miss.</b>	<b>2:00 PM</b>
Tuesday, March 27	at Alabama State	Montgomery, Ala.	5:00 PM
Friday, March 30	* at Arkansas	Fayetteville, Ark.	6:00 PM
Saturday, March 31	* at Arkansas	Fayetteville, Ark.	1:00 PM
Sunday, April 1	* at Arkansas	Fayetteville, Ark.	1:00 PM
Friday, April 6	* <b>Texas A&amp;M</b>	<b>Starkville, Miss.</b>	<b>7:30 PM</b>
Saturday, April 7	* <b>Texas A&amp;M</b>	<b>Starkville, Miss.</b>	<b>2:00 PM</b>
Sunday, April 8	* <b>Texas A&amp;M</b>	<b>Starkville, Miss.</b>	<b>2:00 PM</b>
Tuesday, April 10	<b>Alcorn State</b>	<b>Starkville, Miss.</b>	<b>6:00 PM</b>
Saturday, April 14	* at Ole Miss	Oxford, Miss.	4:00 PM
Sunday, April 15	* at Ole Miss	Oxford, Miss.	6:00 PM
Monday, April 16	* at Ole Miss	Oxford, Miss.	6:00 PM
Tuesday, April 17	<b>Memphis</b>	<b>Starkville, Miss.</b>	<b>6:00 PM</b>
Friday, April 20	* <b>Florida</b>	<b>Starkville, Miss.</b>	<b>6:00 PM</b>
Saturday, April 21	* <b>Florida</b>	<b>Starkville, Miss.</b>	<b>1:00 PM</b>
Sunday, April 22	* <b>Florida</b>	<b>Starkville, Miss.</b>	<b>12:00 PM</b>
Wednesday, April 25	at Troy	Troy, Ala.	6:00 PM
Friday, April 27	* at South Carolina	Columbia, S.C.	5:00 PM
Saturday, April 28	* at South Carolina	Columbia, S.C.	11:00 AM
Sunday, April 29	* at South Carolina	Columbia, S.C.	2:00 PM
Friday, May 4	* <b>Tennessee</b>	<b>Starkville, Miss.</b>	<b>6:30 PM</b>
Saturday, May 5	* <b>Tennessee</b>	<b>Starkville, Miss.</b>	<b>1:00 PM</b>
Sunday, May 6	* <b>Tennessee</b>	<b>Starkville, Miss.</b>	<b>2:00 PM</b>
Wednesday-Saturday, May 9-12	& SEC Tournament	Columbia, Mo.	TBA
Thursday-Sunday, May 17-20	NCAA Regionals	Various Sites	TBA
Thursday-Sunday, May 24-27	NCAA Super Regionals	Various Sites	TBA
Thursday-Tuesday, May 31-June 5	+ Women's College World Series	Oklahoma City, Okla.	TBA

**Bold indicates home contests** // All times Central and subject to change.

\* - SEC Games

! - Bulldog Kickoff Classic (Starkville, Miss.)

@ - February Freezer (Starkville, Miss.)

# - Mary Nutter Collegiate Classic (Palm Springs, Calif.)

% - Bulldog Slamboree (Starkville, Miss.)

& - SEC Tournament (Columbia, Mo.)

+ - Games Played at ASA Hall of Fame Stadium (Oklahoma City, Okla.)

**@HAILSTATESB**



**HAILSTATESNAP**





## NUMERICAL

NO.	NAME	POS.	B/T	HT.	YR.	EXP.	HOMETOWN (PREVIOUS SCHOOL)
00	Bevia Robinson	UTL	L/R	5-3	RJr.	1L	Harvest, Ala. (Pensacola State University)
1	Macey Petrey	INF	R/R	5-8	Fr.	HS	Demopolis, Ala. (Marengo Academy)
2	Kat Moore	OF	L/R	5-4	Jr.	2L	Holly Springs, Miss. (Marshall Academy)
3	Candace Denis	P/UTL	L/R	5-9	So.	TR	Malakoff, Texas (UMass)
4	Cassady Knudsen	P	R/R	5-9	Sr.	3L	Altoona, Iowa (Southeast Polk HS)
5	Maddie Dorsett	OF	R/R	5-6	So.	1L	Trussville, Ala. (Hewitt Trussville HS)
7	Reggie Harrison	INF	R/R	5-9	Sr.	1L	Magnolia, Texas (Arkansas)
8	Alex Wilcox	OF	R/R	5-9	Fr.	HS	Brantley, Ala. (Brantley HS)
9	Brooke Cantillo	OF	L/R	5-2	Fr.	HS	Lake Elsinore, Calif. (Foothill HS)
10	Kinsey Goelz	INF	R/R	5-3	Fr.	HS	Myakka City, Fla. (Lakewood Ranch HS)
11	Emily Heimberger	UTL	L/R	5-4	Jr.	2L	Pawleys Island, S.C. (Waccamaw HS)
12	Grace Dabbs	OF	L/R	5-9	Fr.	HS	Philadelphia, Miss. (Leake Academy)
13	O'Neil Roberson	INF	R/R	5-9	Fr.	HS	Birmingham, Ala. (Oak Mountain HS)
14	Holly Ward	P	R/R	5-9	Sr.	3L	Haleyville, Ala. (Haleyville HS)
17	Carter Spexarth	P/UTL	R/R	5-7	Fr.	HS	The Woodlands, Texas (Tomball HS)
19	Morgan Bell	INF	R/R	5-7	Sr.	3L	Braselton, Ga. (Mill Creek HS)
21	Sarai Niu	INF	R/R	5-10	Jr.	2L	San Diego, Calif. (Cathedral Catholic HS)
22	Lindsey Williams	INF	R/R	5-5	So.	1L	Mobile, Ala. (UMS Wright Preparatory School)
23	Taylor Kelly	UTL	R/R	5-8	Jr.	2L	Calhoun, Ga. (Calhoun HS)
24	Calyn Adams	INF/C	L/R	5-7	Sr.	3L	Chesterfield, Va. (Homeschooled)
27	Emily Mitchell	P	R/R	5-9	RFr.	RS	Calhoun, Ga. (Calhoun HS)
31	Carmen Carter	OF	R/R	5-10	Sr.	2L	Jackson, Miss. (Madison-Ridgeland Academy)
32	Montana Davidson	INF	R/R	5-4	So.	1L	Hillsborough, N.C. (Orange HS)
33	Mia Davidson	C/INF	R/R	5-5	Fr.	HS	Hillsborough, N.C. (Orange HS)
55	Lexi Malone	C	R/R	5-10	So.	1L	Petal, Miss. (Petal HS)
58	Emily Williams	P	R/R	5-8	Fr.	HS	Carrollton, Ga. (Central HS)

## ALPHABETICAL

NO.	NAME	NO.	NAME	NO.	NAME
24	- ADAMS, Calyn	10	- GOELZ, Kinsey	1	- PETREY, Macey
19	- BELL, Morgan	7	- HARRISON, Reggie	13	- O'NEIL, Roberson
9	- CANTILLO, Brooke	11	- HEIMBERGER, Emily	00	- ROBINSON, Bevia
31	- CARTER, Carmen	23	- KELLY, Taylor	17	- SPEXARTH, Carter
12	- DABBS, Grace	4	- KNUDSEN, Cassady	14	- WARD, Holly
33	- DAVIDSON, Mia	55	- MALONE, Lexi	8	- WILCOX, Alex
32	- DAVIDSON, Montana	27	- MITCHELL, Emily	58	- WILLIAMS, Emily
3	- DENIS, Candace	2	- MOORE, Kat	22	- WILLIAMS, Lindsey
5	- DORSETT, Maddie	21	- NIU, Sarai		

## PRONUNCIATION GUIDE

Brooke **CANTILLO** .....can-TEE-o  
**MIA** Davidson .....MEE-uh  
Kinsey **GOELZ** ..... Rhymes with bells  
Cassady **KNUDSEN** ..... kuh-NOOD-sin  
**SARAI NIU** ..... suh-rye  
Macey **PETREY** ..... PEA-tree  
**BEVIA** Robinson ..... BEV-e-ay  
Carter **SPEXARTH** ..... SPECKS-arth



Bevia Robinson  
UTL | 5-3 | L/R | Jr.  
Harvest, Ala.



Macey Petrey  
INF | 5-8 | R/R | Fr.  
Demopolis, Ala.



Kat Moore  
OF | 5-4 | L/R | Jr.  
Holly Springs, Miss.



Candace Denis  
P/UTL | 5-9 | L/R | So.  
Malakoff, Texas



Cassidy Knudsen  
P | 5-9 | R/R | Sr.  
Altoona, Iowa



Maddie Dorsett  
OF | 5-6 | R/R | So.  
Trussville, Ala.



Reggie Harrison  
INF | 5-9 | R/R | Sr.  
Magnolia, Texas



Alex Wilcox  
OF | 5-9 | R/R | Fr.  
Brantley, Ala.



Brooke Cantillo  
OF | 5-2 | L/R | Fr.  
Lake Elsinore, Calif.



Kinsey Goelz  
INF | 5-3 | R/R | Fr.  
Myakka City, Fla.



Emily Heimberger  
UTL | 5-4 | L/R | Jr.  
Pawleys Island, S.C.



Grace Dabbs  
OF | 5-9 | L/R | Fr.  
Philadelphia, Miss.



O'Neil Roberson  
INF | 5-9 | R/R | Fr.  
Birmingham, Ala.



Holly Ward  
P | 5-9 | R/R | Sr.  
Haleyville, Ala.



Carter Spexarth  
P/UTL | 5-7 | R/R | Fr.  
The Woodlands, Texas



Morgan Bell  
INF | 5-7 | R/R | Sr.  
Braselton, Ga.



Sarai Niu  
INF | 5-10 | R/R | Jr.  
San Diego, Calif.



Lindsey Williams  
INF | 5-5 | R/R | So.  
Mobile, Ala.



Taylor Kelly  
UTL | 5-8 | R/R | Jr.  
Calhoun, Ga.



Calyn Adams  
INF/C | 5-7 | L/R | Sr.  
Chesterfield, Va.



Emily Mitchell  
P | 5-9 | R/R | RFr.  
Calhoun, Ga.



Carmen Carter  
OF | 5-10 | R/R | Sr.  
Jackson, Miss.



Montana Davidson  
INF | 5-4 | R/R | So.  
Hillsborough, N.C.



Mia Davidson  
C/INF | 5-5 | R/R | Fr.  
Hillsborough, N.C.



Lexi Malone  
C | 5-10 | R/R | So.  
Petal, Miss.



Emily Williams  
P | 5-8 | R/R | Fr.  
Carrollton, Ga.



Vann Stuedeman  
Head Coach  
Seventh Season



Samantha Ricketts  
Assistant Coach  
Fourth Season



Tyler Bratton  
Assistant Coach  
Fifth Season





**CASSADY  
KNUDSEN**

**4**

**Pitcher  
5-9 • Sr. • R/R  
Altoona, Iowa  
Southeast Polk HS**

#### **Career MSU Records**

- T-1st in solo no-hitters (2)
- 3rd in strikeouts per seven innings (6.34)
- 5th in opponent batting average (.233)

#### **Season MSU Records**

- 2nd in lowest opponent batting average (.181)
- 6th in strikeouts per seven innings (7.35)

#### **2017 (Junior)**

- Appeared in 22 contests, earning a career-best 11 starts in the circle
- Closed the season with a 9-4 record with three complete games to finish second on the team with a 2.20 ERA, which ranked 20th in the conference and 105th nationally
- Struck out 77 over 73.1 innings of work to hold opponents to a .181 average at the plate, the third-lowest mark in MSU single-season history and the lowest by a Bulldog since 2013
- Ranked fifth in the SEC and 19th across the country with a 4.39 hits per seven innings average
- Placed third in the conference and ranked 49th nationally with a 7.35 strikeouts per seven innings mark
- Made season debut in a start against Western Kentucky (Feb. 11), tossing 6.1 innings of one-hit softball, allowing just one run and striking out nine
- First win of the season came in a start against Southern Illinois (Feb. 25) as she notched 5.0 innings of work and allowed just two runs off three hits with nine strikeouts
- Closed the season with three outings of nine strikeouts or better, including a career high of 10 against Alabama State on March 2
- Tossed 3.0 innings of relief against Samford (March 3), allowing one hit and striking out seven to tie her career high for strikeouts as a reliever
- In MSU's 10-0 victory over Alabama State, tallied her second no-hitter of her career, which ties for the most by a Bulldog in school history and the 19th in MSU history
- Tossed 1.1 innings of relief at Southern Miss (March 28) to earn her fifth victory of the season, shattering her previous career high
- Strung together 8.1 scoreless inning streak over April 14-22 to set a career high

#### **2016 (Sophomore)**

- Appeared in 19 games, drawing five starts
- Finished 4-0 on the year, moving her career record to a perfect 6-0 in two seasons
- Pitched a total of 37.0 innings, throwing one complete game and the first no-hitter of her career
- Totaled 34 strikeouts and 19 walks while keeping opposing batters to a .264 clip
- Recorded a pair of contests with at least seven strikeouts
- Made her season debut in a start against Houston on Feb. 12, throwing 5.0 innings and only giving up one run on four hits while striking out three to open the season with a win
- In her third start of the season, turned in 5.0 innings of work and only surrendered one run to improve to 2-0 with a 7-4 win against SIU-Edwardsville (Feb. 20)
- Made her third relief appearance of the season against Western Kentucky (March 6), tossing seven strikeouts in 5.0 innings for the shutout, moving to 3-0
- In the final regular-season game of the season, tossed the 18th no-hitter in school history while striking out a career-high eight batters to push MSU to an 8-0 victory against Alcorn State on May 9

### 2015 (Freshman)

- Made an appearance in 21 games, four in the starting role and the other 17 in relief appearances
- Finished a perfect 2-0 on the season with one complete game and a 4.94 ERA
- Struck out 30 in 45.1 innings pitched as opposing batters hit at an average of .277 against her
- Recorded two games with at least five strikeouts
- Struck out one in one inning in her collegiate debut against Middle Tennessee (Feb. 6)
- Started her first collegiate game at UAB (Feb. 24)
- Threw her first complete collegiate game against Memphis (April 22) in an 11-3 win in five innings
- Struck out a career-high nine batters in a career-high 7.1 innings at Georgia Southern (April 26)

### High School

- A three-year letterwinner as an infielder, outfielder and pitcher for the Rams and head coach Tia Stiles
- As a junior, earned a spot on the Class 5A Iowa Girls Coaches Association All-State Second Team, the District 5A West first team and the All-Central Iowa Conference Second Team as an infielder
- A year earlier, received District 5A West first team honors while playing infield
- Also at Southeast Polk, is involved with student council, student activities leadership team and the National Honor Society
- Volunteers for Care Initiatives Hospice, going to nursing homes and visiting the residents, the Children's Cancer Connection and the Kiwanis Miracle League, helping disabled children play softball/baseball during the summer

### Personal

- Born on January 18, 1996 in Des Moines, Iowa
- The daughter of Julie and Brad Knudsen
- Has one brother, Cole, and one sister, Kelsey
- Majoring in biological sciences

### Career Highs

- Innings Pitched (Starter): 7.1, vs. Georgia Southern (April 26, 2015)
- Innings Pitched (Reliever): 5.0, vs. Western Kentucky (March 6, 2016)
- Strikeouts (Starter): 10 vs. Alabama State (March 2, 2017)
- Strikeouts (Reliever): 7, twice, last vs. Samford (March 3, 2017)
- Walks (Starter): 6, vs. Southern Illinois (Feb. 25, 2017)
- Walks (Reliever): 4, at Alabama (April 8, 2016)
- Hits Allowed (Starter): 6, 3x, last vs. Arkansas (April 22, 2017)
- Hits Allowed (Reliever): 6, vs. Fordham (May 19, 2017)
- Runs Allowed (Starter): 5, vs. Georgia Southern (April 26, 2015)
- Runs Allowed (Reliever): 5, twice, last vs. McNeese State (Feb. 26, 2016)
- Earned Runs Allowed (Starter): 3, vs. Memphis (April 22, 2015)
- Earned Runs Allowed (Reliever): 5, twice, last vs. McNeese State (Feb. 26, 2016)

### KNUDSEN'S CAREER STATS

Year	ERA	W-L	APP	GS	CG	SHO	SV	IP	H	R	ER	BB	SO	2B	3B	HR	BF	B/AVG	WP	HBP	BK	SFA	SHA
2015	4.94	2-0	21	4	1	0/0	0	45.1	54	42	32	23	30	11	1	8	223	.277	3	4	0	0	1
2016	3.22	4-0	19	5	1	1/1	0	37.0	37	19	17	19	34	7	1	2	170	.264	4	4	0	2	5
2017	2.20	9-4	22	11	3	1/2	0	73.1	46	27	23	48	77	6	1	7	317	.181	6	6	0	1	5
<b>Career</b>	<b>3.24</b>	<b>15-4</b>	<b>62</b>	<b>20</b>	<b>5</b>	<b>2/3</b>	<b>0</b>	<b>155.2</b>	<b>137</b>	<b>88</b>	<b>72</b>	<b>90</b>	<b>141</b>	<b>24</b>	<b>3</b>	<b>17</b>	<b>710</b>	<b>.233</b>	<b>10</b>	<b>17</b>	<b>0</b>	<b>2</b>	<b>11</b>







# REGGIE HARRISON

# 7

Infielder  
5-9 • Sr. • R/R  
Magnolia, Texas  
Arkansas

## Season MSU Records

- T-9th in doubles (15, 2017)

## Honors/Awards

- 2017 Puerto Vallarta College Challenge Most Valuable Player

## 2017 (Junior)

- Appeared in all but one of MSU's 58 contests, drawing 57 starts at shortstop
- Led MSU at the plate with a .333 batting average ranking second on the team with 55 hits
- Also led the team in on-base percentage (.453), walks (28) and doubles (15)
- Her 15 doubles ranked fifth in the SEC as she averaged 0.25 doubles per game, ranking fifth in the league and 109th nationally
- Ranks tied for ninth in MSU single-season history with her 15 doubles and third for the most doubles slugged by a junior in program history
- Strong defensively with 127 assists, which ranked 12th in the conference, and 72 putouts for a .909 fielding percentage at shortstop
- Ranked third on the squad with 24 runs scored and 22 RBIs
- Tallied 21 extra-base hits to turned in a .521 slugging percentage to rank second on the team
- Turned in 13 multi-hit outings, ranking third on the team, including a team-high five three-hit appearances
- Made MSU debut in the season opener against Georgia State (Feb. 10), going 1-for-2 with a run scored
- Opened the Puerto Vallarta College Challenge going 3-for-3 with two RBIs and a run scored against No. 21 Fresno State (Feb. 16)
- Earned PVCC Most Valuable Player honors as she went 7-for-12 (.583) with a home run, two doubles and two RBI with a 1.000 slugging percentage over MSU's four tournament games
- Went 2-for-2 with a triple and an RBI against Alabama State (March 2)
- Turned in her second three-hit game of the season, going 3-for-4 with a career-high two doubles against Samford on March 3
- Knocked two doubles and score two runs in MSU's 5-2 victory at No. 6 Texas A&M (March 10)
- Tallied a career-high with four hits at Central Arkansas (March 15) with a double and an RBI
- Drove in two runs off two singles against No. 11 Alabama (March 17)
- Smacked two doubles and an RBI in a 3-for-4 outing versus Louisiana Tech on March 24
- On the road at Southern Miss (March 28), went 3-for-4 with an RBI for her fourth three-hit game of the season
- Drew a career-high three walks and went 1-for-1 with an RBI double in the regular-season finale versus Kentucky (May 7)
- Closed the year going 3-for-4 with two doubles and an RBI versus Fordham (May 19) during the Salt Lake City Regional, tying MSU Regional records for hits and doubles in a single game

## 2016 (Transfer Year)

- Sat out the 2016 season due to NCAA transfer regulations

## 2015 (Sophomore at Arkansas)

- Was named to the SEC Spring Academic Honor Roll
- Appeared in 47 games with 44 starts
- All starts came on the left side of the infield (41 at third base, three at shortstop)
- Season-best seven-game hit streak (April 19-May 1)
- Streak included six-straight games with at least one RBI
- Hit team-best .500 with two home runs and three RBI during Auburn series (April 24-26)

- Recorded four hits with five RBI in doubleheader against Southeast Missouri (April 29)
- Season bests of three hits (twice) and three RBI
- Tallied two hits and two runs scored in first start of the season (Feb. 13 vs. Florida A&M)
- Six multi-hit games
- Two multi-RBI games

#### **2014 (Freshman at Arkansas)**

- Was named to the SEC First-Year Academic Honor Roll
- Appeared in 27 games with 18 starts
- Hit .298 with two home runs, 13 RBI and 17 hits in 57 at-bats
- Hit first career home run, a three-run shot, against Mississippi Valley State (March 18)
- Knocked in season-high four RBI at Ole Miss (March 22)
- Game started a stretch with at least one hit in nine of next 10 games
- Tallied five multi-hit games, three during SEC play
- Three multi-RBI games

#### **High School**

- A first-team performer in District 17-4A
- Named the district's Offensive MVP in 2011, one season after earning Newcomer of the Year honors as a freshman
- She helped the Bulldogs to a state runner-up finish in 2010
- Also captured a pair of bi-district titles during her sophomore and junior seasons
- She also excelled in the classroom as a three-time academic all-district selection
- Played travel ball with Texas Peppers-Base in Tomball, Texas

#### **Personal**

- Born Sept. 16, 1994, Jessica Taylor Harrison is the daughter of the late

Stephen and Carrie Harrison

- Preferred name is "Reggie"
- Double majoring in business administration and finance



#### **Career Highs**

- At-Bats: 4, 13x, last vs. Fordham (May 19, 2017)
- Runs: 2, 4x, last vs. South Carolina (April 8, 2017)
- Hits: 4, at Central Arkansas (March 15, 2017)
- RBI: 2, 5x, last vs. Mississippi Valley State (March 29, 2017)
- Doubles: 2, 4x, last vs. Fordham (May 19, 2017)
- Triples: 1, twice, last vs. South Carolina (April 7, 2017)
- Home Runs: 1, 4x, last vs. Alabama (March 17, 2017)
- Walks: 3, vs. Kentucky (May 7, 2017)
- Stolen Bases: 1, 7x, last at Southern Miss (March 28, 2017)
- Putouts: 5, at Auburn (April 30, 2017)
- Assists: 8, vs. Kentucky (May 7, 2017)
- Hitting Streak: 8 games (March 4, 2017 vs. Samford to March 17, 2017 vs. Alabama)


#### **HARRISON'S CAREER STATS**

Year	AVG	GP-GS	AB	R	H	2B	3B	HR	RBI	TB	SLG%	BB	HBP	SO	OB%	SF	SH	SB-ATT	PO	A	E	FLD %
2014*	.298	27-18	57	7	17	2	0	2	13	25	.439	9	2	9	.412	0	0	0-0	37	9	5	.902
2015*	.231	47-44	121	17	28	0	1	2	12	36	.298	21	4	11	.361	1	3	4-5	49	121	15	.919
2017	.333	57-57	165	24	55	15	2	4	22	86	.521	28	8	12	.453	0	0	7-9	72	127	20	.909
<b>Career</b>	<b>.292</b>	<b>131-119</b>	<b>343</b>	<b>48</b>	<b>100</b>	<b>17</b>	<b>3</b>	<b>8</b>	<b>47</b>	<b>147</b>	<b>.429</b>	<b>58</b>	<b>14</b>	<b>32</b>	<b>.414</b>	<b>1</b>	<b>3</b>	<b>11-14</b>	<b>158</b>	<b>257</b>	<b>40</b>	<b>.912</b>

\*Statistics from Arkansas







**HOLLY  
WARD**

**14**

**PITCHER**  
**5-9 • Sr. • R/R**  
**Haleyville, Ala.**  
**Haleyville HS**

#### Career MSU Records

- 10th in strikeouts per seven innings (4.95)
- 9th in opponent batting average (.247)

#### Season MSU Records

- T-9th in lowest opponent batting average (.219, 2017)

#### 2017 (Junior)

- Made 28 appearances with a career-high 17 starts in the circle over her junior campaign
- Tallied 11 relief appearances while recording a lone save
- Closed the season with a 7-9 record while ranking second on the team with a 2.26 ERA, which ranked 22nd amongst SEC pitchers and 122nd nationally
- Struck out a career-high 91, the second most on the squad, while issuing just 56 walks
- Led the Bulldogs with 25 strikeouts looking
- Tossed a career-best nine complete games with a career-high three complete-game shutouts - one of which came during SEC play
- Just one of two Bulldogs to toss over 100 innings with 114.2 innings of work
- Allowed just 97 hits, which ranked in the Top 15 among SEC pitchers, and held opponents to a .219 average at the plate, which ranked tied for ninth in MSU single-season history
- Averaged 5.92 hits per seven innings, which ranked 21st in the league and 117th in the country
- Made season debut in a relief appearance against Georgia State on Feb. 12, tossing the final 7.0 innings while striking out four
- Recorded her first victory of her junior season tossing a complete game against Eastern Illinois (Feb. 24), allowing just one run off four hits and two walks with seven strikeouts
- Tossed 4.2 innings of one-hit relief against Southern Illinois (Feb. 26) with six strikeouts
- Earned a complete-game shutout against Central Arkansas on March 5 allowing just three hits and one walk while striking out three
- Tied career high with eight strikeouts at No. 5 Texas A&M on March 12
- Shut out No. 8 Alabama on March 18, holding the Tide to two hits, to carry MSU to a 1-0 victory to record her fourth career shutout and her first in SEC play
- Final win of the season came against UAB (March 25) at the hallowed USA Hall of Fame Stadium as she tossed her fifth shutout of her career as she struck out six and held the Blazers to three hits
- Lone save came against South Carolina on April 9 as she closed the game to give MSU a 7-6 victory over the Gamecocks

#### 2016 (Sophomore)

- Made a team-high 34 appearances in her second season at State, with 13 of those coming in a starting role
- Of her 34 total appearances, 21 were in relief, which led the team
- Led the Bulldogs with nine wins and two saves
- Struck out 70 batters, second-best on the team, while leading MSU with 21 strikeouts looking
- Tossed one solo shutout, while assisting in two others
- Tied with Alexis Silkwood for the team lead in complete games (six)
- Three of those complete game efforts came in conference play
- One of two Bulldogs to throw over 100 innings, putting in 102.1 innings of work
- Led the Bulldogs with 52 walks
- Held her opponents to a .227 clip throughout the year
- Captured wins in her first four appearances of the season, with a save coming in her fifth showing
- Debuted in her sophomore season with a complete game shutout of Georgia Southern in the season opener on Feb. 11, allowing just one hit and striking out a career-high eight batters
- Came back two days later and tossed 3.0 innings of relief work, allowing just two hits and striking out three in earn a win against Tennessee Tech (Feb. 13)

- Started the next day against Houston (Feb. 14), throwing another complete game and allowing just one run on five hits while striking out seven
- Earned her first-career save against SIU-Edwardsville (Feb. 20), getting the final out of the game via strikeout to secure the 7-4 victory
- Tossed a career-high 8.0 innings against Samford (Feb. 21), earning a win with seven whiffs and allowing just two runs, one earned
- In her sixth start of the year, allowed just five hits, three runs (one earned) and struck out four in a complete-game effort against the No. 3 Auburn Tigers (March 19)

## 2015 (Freshman)

- Appeared in 20 games, 12 as the starting pitcher
- Got off to a 6-1 start to the season before finishing the year with a 6-3 mark
- Struck out 38 in 64.1 innings and compiled a 5.98 ERA
- Tossed two complete games and one shutout
- Made her collegiate debut as the starter against Middle Tennessee when she threw 5.0 innings giving up two hits, one run, two walks and two strikeouts (Feb. 6)
- Collected her first complete-game and first shutout as she tossed a three-hitter in a run-rule victory over Austin Peay (Feb. 7)
- Set a season best for innings pitched by lasting 6.0 innings against Saint Louis (Feb. 8)
- Recorded her highest number of strikeouts against UT Martin (Feb. 14) by striking out five

## High School

- Named the Alabama Gatorade Softball Player of the Year following senior year
- Played for the Haleyville High School varsity squad since seventh grade
- Carried the Lions to back-to-back Alabama High School Athletic Association Class 4A state championships as a sophomore and junior
- Guided the team to a third-place finish as a senior
- During final campaign, posted a 25-9 record to go along with a 0.80 earned-run average and 335 strikeouts in 219.1 innings
- Surrendered only 66 hits
- Also a threat at the plate, hit .432 with eight home runs and 64 runs

- batted in during her senior year
- The 2012 and 2013 state tournament most valuable player
- Earned a spot on the 2013 Alabama Sports Writers Association (ASWA) Super All-State Team
- The only non-senior of the 10-member squad after going 27-9 with a 0.89 ERA in 250.2 innings
- A First-Team ASWA All-State selection as a sophomore and junior after earning an honorable mention nod as a freshman
- Received 2013 MaxPreps First Team Medium Schools All-America honors
- Proved to be a dual threat as a junior, batting .419 with 67 hits, 50 runs batted in, 27 doubles and five home runs while also fanning 310 batters from the pitching circle
- Away from softball, assisted as the co-editor of her school's yearbook, volunteered locally on behalf of the Red Cross, the U.S. Marine Corps Toys for Tots program and served as a youth softball instructor

## Personal


- Born on April 15, 1996 in Jasper, Ala.
- The daughter of Kevon and Tracie Ward
- Has one brother, Kobe
- Double majoring in management and marketing

## Career Highs

- Innings Pitched (Starter): 8.0, vs. Samford (Feb. 21, 2016)
- Innings Pitched (Reliever): 8.0, vs. Kentucky (May 2, 2017)
- Strikeouts (Starter): 8 (2x), last at Texas A&M (March 12, 2017)
- Strikeouts (Reliever): 6, 3x, last at Auburn (April 20, 2017)
- Walks (Starter): 7, at Auburn (April 28, 2017)
- Walks (Reliever): 6, vs. Alabama (May 11, 2016)
- Hits Allowed (Starter): 10, vs. Penn State (Feb. 21, 2015)
- Hits Allowed (Reliever): 7, vs. Kentucky (May 7, 2017)
- Runs Allowed (Starter): 11, vs. Florida (March 28, 2015)
- Runs Allowed (Reliever): 7, vs. Kentucky (May 7, 2017)
- Earned Runs Allowed (Starter): 11, vs. Florida (March 28, 2015)
- Earned Runs Allowed (Reliever): 4, vs. LSU (April 17, 2016)

## WARD'S CAREER STATS

Year	ERA	W-L	APP	GS	CG	SHO	SV	IP	H	R	ER	BB	SO	2B	3B	HR	BF	B/AVG	WP	HBP	BK	SFA	SHA
2015	5.98	6-3	20	12	2	1/0	0	64.1	89	63	55	46	38	14	2	8	353	.320	3	18	1	3	7
2016	2.74	9-9	34	13	6	1/2	2	102.1	88	51	40	52	70	7	5	1	461	.227	7	10	1	2	9
2017	2.26	7-9	28	17	9	3/1	1	114.2	97	53	37	56	91	7	0	6	510	.219	6	6	0	1	5
<b>Career</b>	<b>3.28</b>	<b>22-21</b>	<b>82</b>	<b>42</b>	<b>17</b>	<b>5/3</b>	<b>3</b>	<b>281.1</b>	<b>274</b>	<b>167</b>	<b>132</b>	<b>154</b>	<b>199</b>	<b>28</b>	<b>7</b>	<b>15</b>	<b>1324</b>	<b>.247</b>	<b>16</b>	<b>34</b>	<b>2</b>	<b>6</b>	<b>21</b>







**MORGAN  
BELL**

**19**

**Infielder  
5-7 • Sr. • R/R  
Braselton, Ga.  
Mill Creek HS**

#### Career MSU Records

- 5th in fielding percentage (.989)

#### 2017 (Junior)

- Appeared in 35 games and made a career-high 36 starts (24 at 1B, 12 at DH)
- Served as a pinch hitter on five occasions over her junior season
- Recorded 10 RBIs and ranked fourth on the team with three home runs, matching her career best
- Two of her three blast were game-winning shots, including a solo blast against North Florida (Feb. 24) and a two-run bomb against South Carolina (April 9)
- Added four doubles and a triple to bring her hit total to a career-best 21 over the season
- Drew a career-best 11 walks to help record a .325 on-base percentage
- Also scored a career-high 21 runs
- Matched her career-high with two runs scored at Southeastern Louisiana (Feb. 25)
- Drove in the game-winning run in MSU's walk-off win over Louisiana Tech on March 24
- Also turned in her lone multi-hit game of season against the Lady Techsters going 2-for-4
- Slugged her first-career triple against Alabama State on March 2
- Drove in a season-high two runs with help of a two-run bomb against South Carolina (April 9)

#### 2016 (Sophomore)

- Made appearances in 26 games, with 19 coming as a starter (16 at 1B, 2 at RF, 1 at DH)
- Also used as a pinch hitter in six games throughout the season
- Turned in 14 RBIs and tied for second on the team with three home runs, including one grand slam
- Tallied three multi-RBI games
- Started the season on a three-game hitting streak, highlighted by a 1 for 4 showing against Tennessee Tech (Feb. 13) that saw her capture MSU's lone grand slam of the season and the 32nd in school history
- Hit three-run homers in back-to-back games against SIU-Edwardsville (Feb. 20) and Samford (Feb. 21)
- Her three-run blast against Samford marked her first-career walk-off homer, sealing a 5-2 Bulldog victory in eight innings

#### 2015 (Freshman)

- Appeared in 45 games on the season with 20 of those appearances having come in a starting role
- In the field, saw time at first base, third base and right field
- Was also used as a pinch hitter in 19 games
- Hit .250 on the year with 19 hits in 76 at bats and 12 RBI
- Scored six runs and raked four doubles and one homer
- Amassed a .321 on-base percentage and a .342 slugging percentage
- Made her debut against Mississippi Valley State (Feb. 5) with a start at first base
- Notched her first RBI on a fielder's choice vs. Middle Tennessee (Feb. 6)
- Recorded her first collegiate hit against Saint Louis (Feb. 7) in her second career start by going 1-for-2 with a walk (Feb. 7)
- Recorded her first collegiate home run with a three-run shot at Southeastern Louisiana (March 17)
- Had a stellar SEC series against Ole Miss when she went 6-for-8 with three runs, four RBIs and a double (March 20 & 21)
- Delivered a two-run double that provided the winning run in a seven-run seventh inning at Ole Miss (March 20)
- Recorded a career-high three hits and three RBIs with a run scored in a 3-for-3 performance in the first game of the doubleheader at Ole Miss (March 21)

## High School

- A four-year letterwinner for Mill Creek High School and was one of the 2013 Gwinnett Daily Post Super Six Softball selections
- An Atlanta native who plays varsity softball in the fall due to the Georgia High School Athletic Association schedule, helped Mill Creek claim the No. 3 seed for the Class AAAAAA state tournament as a senior
- As a senior, hit .415 with 10 home runs, 10 doubles and a .508 on-base percentage
- Claimed the Georgia All-State Game home run derby title after final campaign
- As a junior in the fall of 2012, hit .374 with five home runs and 45 runs batted in while helping the Hawks to a 23-15-1 record
- Added 26 runs scored and a .952 fielding percentage from primarily third base in earning Gwinnett Daily Post First-Team All-County and first-team all-region selections
- The program finished in the elite eight at the state tournament
- As a sophomore at Mill Creek, batted .326 with a trio of long balls and 26 RBI while earning All-Region 7-AAAAAA Honorable Mention squad accolades
- The Hawks finished second in the state during her sophomore campaign

## Personal


- Born Morgan Rae Bell on January 3, 1996 in Lawrenceville, Ga.
- The daughter of Mike and Amy Bell
- Has two sisters, Emma and Lauren
- Majoring in both management and marketing

## Career Highs

- At-Bats: 5, vs. Georgia State (Feb. 12, 2017)
- Runs: 2, twice, last at Southeastern Louisiana (Feb. 28, 2017)
- Hits: 3, at Ole Miss (March 21, 2015)
- RBI: 4, vs. Tennessee Tech (Feb. 13, 2016)
- Doubles: 1, 9x, last vs. Kentucky (May 5, 2017)
- Triples: 1, vs. Alabama State (March 2, 2017)
- Home Runs: 1, 7x, last vs. South Carolina (April 9, 2017)
- Walks: 2, vs. North Florida (Feb. 24, 2017)
- Putouts: 13, vs. Samford (Feb. 21, 2017)
- Assists: 2, vs. Houston (Feb. 14, 2017)
- Hitting Streak: 5 games (Feb. 7, 2017 vs. Saint Louis to Feb. 13, 2017 vs. Illinois)

## BELL'S CAREER STATS

Year	AVG	GP-GS	AB	R	H	2B	3B	HR	RBI	TB	SLG%	BB	HBP	SO	OB%	SF	SH	SB-ATT	PO	A	E	FLD %
2015	.250	45-20	76	6	19	4	0	1	12	26	.342	7	1	18	.321	0	0	0-0	55	1	0	1.000
2016	.094	26-19	64	6	6	1	0	3	14	16	.250	5	1	15	.169	1	1	0-0	118	5	1	.992
2017	.212	45-36	99	14	21	4	1	3	10	36	.364	11	6	21	.325	1	1	0-2	161	4	3	.982
<b>Career</b>	<b>.192</b>	<b>116-75</b>	<b>239</b>	<b>26</b>	<b>46</b>	<b>9</b>	<b>1</b>	<b>7</b>	<b>36</b>	<b>78</b>	<b>.326</b>	<b>23</b>	<b>8</b>	<b>54</b>	<b>.283</b>	<b>2</b>	<b>2</b>	<b>0-2</b>	<b>334</b>	<b>10</b>	<b>4</b>	<b>.989</b>







**CALYN  
ADAMS**

**24**

**Catcher/Infielder  
5-7 • Sr. • L/R  
Chesterfield, Va.  
Hoomschooled**

#### Career MSU Records

- T-10th in fielding percentage (.980)

#### Season MSU Records

- T-9th in fielding percentage (.980, 2017))

#### 2017 (Junior)

- Appeared in 53 games for the Bulldogs, starting in all 53 of those contests to tally a career high
- Earned 51 starts behind the dish while making two starts at second base
- Posted a .292 average with a career-best 38 hits over 130 at bats while scoring a career-high 15 runs
- Tallied six extra-base hits to help plate a career-best 17 runs while slugging at a .354 percentage
- Behind the plate, threw out nine base would-be base stealers while recording 266 putouts
- Held a .990 fielding percentage, committing just three errors, and ranked tied for the ninth-highest fielding percentage in MSU single-season history
- Drew 18 walks and led the team with eight hit by pitches to boast a .410 on-base percentage
- One of the toughest in the SEC to strikeout, standing fifth in the category with a 15.9 strikeout average
- Recorded her first multi-hit game of the year against Florida Gulf Coast (Feb. 18), going 2-for-3 with a run score and an RBI
- Tied career high with 12 putouts against Southern Illinois on Feb. 25
- Set a career-high, seven-game hit streak from Feb. 26 against Southern Illinois to March 5 versus Central Arkansas
- Knocked her lone home run of the season and her second of career with a solo blast at No. 13 Oklahoma (March 24)
- Matched her career-high with eight multi-hit games over her junior season, including her first three-hit performance of her career against South Carolina (April 8)
- Also recorded her first three-RBI showing as a Bulldog in MSU's 6-4 win over the Gamecocks on April 8
- Followed that performance by scoring a career-best two runs and swiping her career-first base in the series finale against South Carolina (April 9)
- In MSU's 9-4 victory at No. 19 Georgia (April 14), drew a career-best three walks to reach base in every plate appearance
- Drove in two runs to help MSU to a 6-2 win over No. 16 Kentucky on May 5

#### 2016 (Sophomore)

- Played in 44 games throughout the 2016 season, starting in 42 of those contests
- Made 31 of those starts at second base, while also seeing time at catcher and third base
- In a total of 114 plate appearances, earned a .228 clip with 26 hits and 10 runs scored
- Earned three doubles and drove in eight runs
- Recorded eight multi-hit games, highlighted by a 2 for 3 showing against Southeastern Louisiana where she drove in two runs and scored one of her own
- Went 1 for 1 with an RBI and a run scored to spark a five-game hitting streak, her longest of her career
- During the streak she went 6 for 13 with three runs, three RBIs, 3 walks and one HBP
- Went 1 for 3 with a run scored in a 7-2 victory against No. 11 LSU at home
- Reached safely in a career-high eight-straight games, ranging from an April 23 showdown at Florida to a May 6 contest at Kentucky
- Had two hits in three at-bats in a shutout of Mississippi Valley State on April 28

- Went 2 for 3 and scored one of MSU's eight runs in a shutout of Alcorn State in the regular-season finale

## 2015 (Freshman)

- Appeared in 25 games on the season, eight of which as a starter
- Saw time at second base, catcher and outfield on defense, along with having made pinch hit appearances
- Posted a .321 batting average with nine hits and four runs scored in 28 at bats
- Four of her nine hits were for extra bases (three doubles and one home run) as she also totaled 12 RBI on the season
- Recorded four multiple-RBI games
- Her first-collegiate appearance came as a substitute at second base against Mississippi Valley State (Feb. 5)
- First collegiate start came against Austin Peay at second base (Feb. 7)
- Went on a four-game hitting streak against Middle Tennessee (Feb. 6) through Illinois (Feb. 13)
- During the streak she went 4-for-7 with two runs, six RBI, two doubles and a home run
- The home run was the first one of her collegiate career as it came vs. Illinois (Feb. 13)
- Went 1-for-3 with one run and two RBI against Southeastern Louisiana (March 17)
- Went 1-for-1 with an RBI double that helped MSU to a walk-off win in five innings against Memphis (April 25)

## High School

- Played four years of varsity softball in the Central Virginia Homeschool Athletic Association (CVHAA)
- A member of the 2012 adidas Futures Team
- Selected as a varsity team co-captain as a junior and senior
- Family played an integral role with her high school softball team

- At 9-years old, her family purchased a softball field near Richmond for the CVHAA Patriots
- At the time there was one field, a storage garage and a small building, but the area has been expanded into a complex with the addition of a second field and a building for indoor hitting and it is now the home field for the varsity squad

## Personal

- Born on April 11, 1996 in Richmond, Va.
- The daughter of Ken and Carolyn Adams
- Has two sisters, Caryn and Carly, Carly plays softball at Longwood University
- Majoring in agronomy

## Career Highs

- At-Bats: 5, twice, last vs. LSU (April 16, 2016)
- Runs: 2, vs. South Carolina (April 9, 2017)
- Hits: 3, vs. South Carolina (April 8, 2017)
- RBI: 3, vs. South Carolina (April 8, 2017)
- Doubles: 1, 11x, last vs. Kentucky (May 5, 2017)
- Home Runs: 1, twice, last at Oklahoma (March 24, 2017)
- Walks: 3, at Georgia (April 15, 2017)
- Stolen Bases: 1, vs. South Carolina (April 9, 2017)
- Putouts: 12, twice, last vs. Southern Illinois (Feb. 25, 2017)
- Assists: 6, vs. Southern Miss (April 19, 2016)
- Hitting Streak: 7 games (Feb. 26, 2017 vs. Southern Illinois to March 5, 2017 vs. Central Arkansas)

## ADAMS' CAREER STATS

Year	AVG	GP-GS	AB	R	H	2B	3B	HR	RBI	TB	SLG%	BB	HBP	SO	OB%	SF	SH	SB-ATT	PO	A	E	FLD %
2015	.321	25-8	28	4	9	3	0	1	12	15	.536	6	4	4	.500	0	0	0-0	15	10	0	1.000
2016	.228	44-42	114	10	26	3	0	0	8	29	.254	13	10	17	.355	1	1	0-0	104	69	7	.961
2017	.292	53-53	130	15	38	5	0	1	17	46	.354	18	8	8	.410	0	2	1-1	266	34	3	.990
<b>Career</b>	<b>.268</b>	<b>122-103</b>	<b>272</b>	<b>29</b>	<b>73</b>	<b>11</b>	<b>0</b>	<b>2</b>	<b>37</b>	<b>90</b>	<b>.331</b>	<b>37</b>	<b>22</b>	<b>29</b>	<b>.398</b>	<b>1</b>	<b>2</b>	<b>1-1</b>	<b>385</b>	<b>113</b>	<b>10</b>	<b>.980</b>







**CARMEN  
CARTER**

**31**

**Outfielder  
5-10 • Sr. • R/R  
Jackson, Miss.  
Madison-Ridgeland  
Academy**

#### **2017 (Junior)**

- Made six appearances, while making three starts in the outfield for the Bulldogs
- Went 2-for-10 (.200) at the plate with two hits, including a double and two runs scored
- Also drove in one run over her 10 plate appearances
- Earned in the start in right field in the season opener against Georgia State on Feb. 10 and went 1-for-3 with a run scored.
- Set a career high with four plate appearances against Georgia State on Feb. 12
- Lifted MSU to a 2-1 victory over Stephen F. Austin (2/11) with a walk-off double to left field
- Scored as a pinch runner against Southern Illinois on Feb. 25

#### **2016 (Sophomore)**

- Appeared in 36 games throughout the season, primarily as a pinch runner
- Made five starts, all coming in the outfield
- Recorded 12 runs scored, four hits, three stolen bases and her first-career double and RBI
- Went 1 for 3 with the first RBI of her young career and a career-high two stolen bases against Southeastern Louisiana (March 22)
- Followed up with a 1 for 1 showing at Tennessee on March 26, tallying her first-career double in the process
- Recorded the first multi-hit game of her career on March 27 at Tennessee, going 2 for 3 with a run scored

#### **2015 (Freshman)**

- Made an appearance in 16 games on the season
- Appearances came from mainly being used as a pinch runner, but also made two appearances on defense in the outfield
- Scored six runs and recorded one hit in one at bat on the season
- Made her collegiate debut against Middle Tennessee when she entered to pinch run (Feb. 6)
- Scored the first run of her collegiate career against Saint Louis (Feb. 8)
- Recorded her first-collegiate hit in her first-collegiate at bat with a single up the middle as a pinch hitter at Southeastern Louisiana (March 17) and later came around to score in the inning.

#### **High School**

- A four-time all-state and all-conference selection at Madison Ridgeland Academy
- A Mississippi Association of Independent Schools (MAIS) North AA/AAA All-Star as a senior and an a MAIS Fab 15 selection as a junior and senior
- The most valuable player of the team as a senior
- Served as a captain last three years on the squad
- Within the team, was tabbed the program's best offensive player as a sophomore and junior
- Claimed the best defensive player award as a sophomore
- Also played basketball and ran track at MRA
- At the 2013 MAIS North AAA state track meet, helped the Lady Patriots to the runner-up finish
- Placed second in the triple jump, third in the 200-meter dash and fifth in the long jump while being part of the first-place 4x200-meter relay team and second-place 4x100 and 4x400-meter groups
- Off the field, is involved with Ronald McDonald House charities, Operation Christmas Child and Horses for Handicapped, a group of volunteers committed to improving the quality of life for handicapped children through hands-on interaction with horses

### Personal

- Born Carmen Lindsay-Lauren Carter on January 25, 1997 in Jackson, Miss.
- The daughter of Jeanetta and Lindsay Carter
- Has two brothers, Brandon and Jason, and one sister, Moreyetta
- Majoring in psychology

### Career Highs

- At-Bats: 4, vs. Georgia State (Feb. 12, 2017)
- Runs: 1, 20x, last vs. Southern Illinois (Feb. 25, 2017)
- Hits: 2, at Tennessee (March 27, 2016)
- RBI: 1, twice, last vs. Stephen F. Austin (Feb. 11, 2017)
- Doubles: 1, twice, last vs. Stephen F. Austin (Feb. 11, 2017)
- Walks: 1, 3x, last vs. Georgia State (Feb. 12, 2017)
- Stolen Bases: 2, vs. Southeastern Louisiana (March 22, 2016)
- Putouts: 1, 6x, last vs. Georgia State (Feb. 12, 2017)
- Hitting Streak: 3 games (March 22, 2016 vs. Southeastern Louisiana to March 27, 2016 at Tennessee)

### CARTER'S CAREER STATS

Year	AVG	GP-GS	AB	R	H	2B	3B	HR	RBI	TB	SLG%	BB	HBP	SO	OB%	SF	SH	SB-ATT	PO	A	E	FLD %
2015	1.000	16-0	1	6	1	0	0	0	0	1	1.000	0	0	0	1.000	0	0	0-0	0	0	0	.000
2016	.211	36-5	19	12	4	1	0	0	1	5	.263	1	2	6	.304	1	0	3-4	4	0	2	.667
2017	.200	6-3	10	2	2	1	0	0	1	3	.300	2	0	1	.333	0	0	1-2	2	0	0	1.000
<b>Career</b>	<b>.233</b>	<b>58-8</b>	<b>30</b>	<b>20</b>	<b>7</b>	<b>2</b>	<b>0</b>	<b>0</b>	<b>2</b>	<b>9</b>	<b>.300</b>	<b>3</b>	<b>2</b>	<b>7</b>	<b>.333</b>	<b>1</b>	<b>0</b>	<b>4-6</b>	<b>6</b>	<b>0</b>	<b>2</b>	<b>.750</b>







**BEVIA  
ROBINSON**

**00**

**Utility**  
**5-3 • RJr. • L/R**  
**Harvest, Ala.**  
**Pensacola State**  
**University**

## Honors/Awards

- 2017 Puerto Vallarta College Challenge All-Tournament Team

## 2017 (Redshirt Sophomore)

- In her debut season as a Bulldog, appeared in 57 of MSU's 58 contest while making 54 starts - splitting time at left field and second base
- Led the Bulldogs and finished third in the SEC with 30 stolen bases, while ranking 49th nationally with a 0.53 stolen base per game average
- Her 30 stolen bases tied for the third most by an MSU sophomore in program history
- Closed her junior campaign with team highs in hits (56) and runs scored (41)
- Ranked second on the team in batting average (.326) and walks (22) while ranking third in on-base percentage (.400), sacrifice bunts (4) and total bases (63)
- Paced the Bulldogs at the plate with 17 multi-hit contests, including a trio of three-hit appearances
- Finished fifth on the team with 67 putouts and 37 assists.
- Tallied a season-high nine-game hit streak, highlighted by seven two-hit showings over the span
- Made her MSU debut as a pinch runner in the season opener against Stephen F. Austin (Feb. 10) and swiped her first-career base in the outing.
- Scored the game-winning run as a pinch runner against Stephen F. Austin on Feb. 11 off of Carmen Carter's walk-off double
- Made first career start at shortstop against Georgia State (Feb. 12), knocking her first hit as a Bulldog with a 1-for-3 outing
- Turned in her first multi-hit outing with two singles versus Cal State Fullerton on Feb. 17
- Drove in her first-career run with an RBI single on Feb. 17 against Texas Tech.
- Recorded her first three-hit game on Feb. 24 against North Florida as she went 3-for-2 with her first-career triple two runs scored
- Earned Puerto Vallarta College Challenge All-Tournament honors as she went 4-for-12 with two runs scored, and RBI and four stolen bases over the tournament
- Matched her career-high of three hits against North Florida (Feb. 25) and Southeastern Louisiana (Feb. 28)
- First multi-hit contest against an SEC opponent came in MSU's conference opener against Texas A&M (March 10) as she went 2-for-3 with a double and two walks
- Reached base in all five plate appearances at Georgia (April 15) as she went 2-for-2 with a career-high three walks
- Tallied three consecutive multi-hit games against Alcorn State (April 18) and Arkansas (April 22-23)

## High School/Pensacola State University

- A key player for Alabama 6A powerhouse Sparkman High School
- A five-time state champion for coach Dale Palmer and the Senators
- Of those five, three titles came during her time on the varsity squad, winning three-straight championships from 2012-14
- Was a dominant force her senior season, racking up 6A State Tournament MVP honors en route to leading SHS to the crown
- Signed with Pensacola State University out of high school
- Put up a .524 clip with 54 runs, 69 hits and 14 RBIs in her freshman campaign
- Also tallied a scorching .656 slugging percentage and stole 44 bases
- For her efforts, was named a 2015 NJCAA D1 Softball Marucci Elite Hitter
- Was also named First Team All-American, as well as All-Conference Player of the Year and All-Conference First Team
- Captured FCSAA State Player of the Year honors and was listed as an FCSAA All-State Infielder
- Sat out her sophomore season after tearing her ACL

## Personal



- Born on Jan. 24, 1996
- The daughter of Beverly and Patrick Robinson
- Has a brother, Patrick, that plays football at the University of North Alabama
- Majoring in criminology

Career Highs

- At-Bats: 6, twice, last vs. Kentucky (May 7, 2017)
- Runs: 2, 10x, last vs. Kentucky (May 5, 2017)
- Hits: 3, 3x, last at Southeast Louisiana (Feb. 28, 2017)
- RBI: 2, vs. North Florida (Feb. 25, 2017)
- Doubles: 1, 3x, last vs. South Carolina (April 8, 2017)
- Triples: 1, twice, last vs. Central Arkansas (March 4, 2017)
- Walks: 3, at Georgia (April 15, 2017)
- Stolen Bases: 2, 6x, last at Georgia (April 15, 2017)
- Putouts: 7 vs. Kentucky (May 7, 2017)
- Assists: 4, vs. Louisiana Tech (March 24, 2017)
- Hitting Streak: 9 games (April 18, 2017 at Alcorn State to May 6, 2017 vs. Kentucky)

ROBINSON’S CAREER STATS

Year	AVG	GP-GS	AB	R	H	2B	3B	HR	RBI	TB	SLG%	BB	HBP	SO	OB%	SF	SH	SB-ATT	PO	A	E	FLD %
2017	.326	57-54	172	41	56	3	2	0	11	63	.366	22	0	21	.400	1	4	30-33	67	37	7	.937
Career	.326	57-54	172	41	56	3	2	0	11	63	.366	22	0	21	.400	1	4	30-33	67	37	7	.937







**KAT  
MOORE**

**2**

**Outfielder**  
**5-4 • Jr. • L/R**  
**Holly Springs, Miss.**  
**Marshall Academy**

### **2017 (Sophomore)**

- Appeared in 49 games with a total of 48 starts in the MSU outfield (23 at LF, 21 at CF, 2 at RF)
- Closed the season as the second-toughest batter to strike out in the Southeastern with just eight in 158 at bats (19.8 K Avg.)
- Ranked 11th in the conference with three sacrifice flies
- Held a .304 average at the plate with help of 48 hits, which ranked fourth on the team
- Turned in six multi-hit contests, including a four-hit performance at No. 19 Georgia on April 14
- Slugged five doubles, two triples and a home run to help plate 16 runs
- Scored a career-high 24 runs to rank third on the squad
- Displayed great range and tracking in the outfield with 51 putouts and one assist
- Speedy on the base paths going 8-for-11 in stolen base attempts
- Earned first start of the season on Feb. 16 against Fresno State
- First multi-hit contest of her career came on Feb. 18 against Florida Gulf Coast as she went 2-for-4 with an RBI and run scored
- Followed up the outing with her first of three three-hit outings as she went 3-for-4 against North Florida on Feb. 24
- Earned the first multi-RBI game of her career with a three-RBI triple against Central Arkansas (March 5)
- Strung together a career-high hit streak of eight games from March 15 to March 25, knocking 13 hits over the span
- Made a game-winning diving catch in foul territory to seal MSU's 1-0 victory over No. 8 Alabama on March 18 and landed at No. 10 on SportsCenter's Top 10 and No. 5 on the NCAA's Top 10 Plays
- Turned in her first multi-hit performance in SEC play going 3-for-4 against No. 8 Alabama on March 19
- Set a career high with five putouts on April 8 against South Carolina
- Turned in a career performance at No. 19 Georgia (April 14) with her first four-hit contest of her career, while tying her career high with three RBI
- Slugged the first home run of her career against Arkansas on April 22
- Closed the season with a 2-for-4 outing with a run score against Fordham (May 19) during the Salt Lake City Regional

### **2016 (Freshman)**

- Made a total of 32 appearances in her freshman season, including 13 starts, all in the outfield
- Made a number of appearances as a pinch runner, proving impressive speed on the base paths
- Totaled 11 runs on seven hits, while driving in a pair of runs
- Also stole four bases
- Made her collegiate debut on Feb. 11 against Georgia Southern, entering the game as a pinch runner and stealing a base
- Scored her first-career run on Feb. 12 against Houston, coming in as a pinch runner and scoring
- Captured the first hit and RBI of her career, going 1 for 3 against Houston (Feb. 14), while also stealing a base
- Reeled off back-to-back games with a hit against McNeese State (Feb. 28) and Chattanooga (March 4)
- Tallied a career-high three-game hitting streak from March 6 against Western Kentucky to March 11 against UC Santa Barbara
- Went 1 for 3 with a run scored against Auburn (March 19) to earn her first-career hit in SEC play

### High School

- A utility player who can play catcher and outfield
- At Marshall Academy, earned a letter all four years she played at Marshall
- Also received four all-conference honors, three all-state honors and helped her team to two third-place finishes in the MAIS Playoffs
- In her senior season, Moore was a nominee for Gatorade Player of the Year with a batting average of .560 as team captain

### Personal


- Born on June 26, 1997 in Memphis, Tenn.
- The daughter of Marcus and Clarice Moore
- Major is criminology

### Career Highs

- At-Bats: 6, vs. Samford (March 4, 2017)
- Runs: 2, 3x, last at Georgia (April 14, 2017)
- Hits: 4, at Georgia (April 14, 2017)
- RBI: 3, 2x, last at Georgia (April 14, 2017)
- Walks: 1, 12x, last vs. Kentucky (May 5, 2017)
- Stolen Bases: 1, 12x, last at Georgia (April 15, 2017)
- Putouts: 5, vs. South Carolina (April 8, 2017)
- Assists: 1, 2x, last at Georgia (April 16, 2017)
- Hitting Streak: 8 games (March 15, 2017 at Central Arkansas to March 25, 2017 vs. UAB)

### MOORE'S CAREER STATS

Year	AVG	GP-GS	AB	R	H	2B	3B	HR	RBI	TB	SLG%	BB	HBP	SO	OB%	SF	SH	SB-ATT	PO	A	E	FLD %
2016	.206	32-13	34	11	7	0	0	0	2	7	.206	3	0	7	.270	0	0	4-4	8	1	2	.818
2017	.304	49-48	158	24	48	5	2	1	16	60	.380	9	0	8	.335	3	2	8-11	51	1	1	.981
<b>Career</b>	<b>.286</b>	<b>81-61</b>	<b>192</b>	<b>35</b>	<b>55</b>	<b>5</b>	<b>2</b>	<b>1</b>	<b>18</b>	<b>67</b>	<b>.349</b>	<b>12</b>	<b>0</b>	<b>15</b>	<b>.324</b>	<b>3</b>	<b>2</b>	<b>12-15</b>	<b>59</b>	<b>2</b>	<b>3</b>	<b>.953</b>







# EMILY HEIMBERGER

# 11

Utility

5-4 • Jr. • L/R

Pawleys Island, S.C.  
Waccamaw HS

## 2017 (Sophomore)

- Made 48 appearances and drew 43 starts, the majority of which came at second base (31 at 2B, 5 at DH, 5 at RF and 2 at LF)
- Closed the season with just six strikeouts over 115 at bats to rank as the third-toughest player in the SEC to strikeout with a 19.2 strikeout average
- Finished the year with a .252 average at the plate, going 29-of-115 and scoring 14 runs
- Slugged two triples over sophomore campaign to help drive in eight runs over the season
- Speedy on the base paths with seven steals on eight attempts
- Racked up seven multi-hit outings, including multi-hit performances against No. 16 Kentucky (May 8) and No. 18 Ole Miss (May 10)
- Defensively, recorded 64 putouts and 47 assists while committing just seven errors for a .941 fielding percentage
- Opened the season going 1-for-3 with a career-high 2 RBI against Georgia State on Feb. 10
- Went 2-for-3 with a run scored and four putouts against No. 21 Fresno State (Feb. 16)
- Drove home two runs, matching her career high, on two hits against North Florida on Feb. 25
- Strung together the longest hit streak of her career of seven games over Feb. 18 - Feb. 25, racking up eight hits, six runs and four RBI over the span
- Displayed patience at the plate, drawing a career-high two walks at No. 5 Texas A&M (March 12)
- Matched her career high with two stolen bases at Southern Miss on March 28
- Shattered career high with six putouts at No. 10 LSU (April 2)
- Went 2-for-3 against No. 18 Ole Miss at the 2017 SEC Championship Tournament on May 10
- Tied her career high with three hits against Fordham during the Salt Lake City Regional (May 19)
- Set MSU Regional records for most hits (3) and most triples (1) in a single game

## 2016 (Freshman)

- Played in 52 total games, drawing 44 starts (25 at second base, 19 in outfield)
- Totaled 34 hits, 19 runs, six RBIs, three doubles and a triple, while turning in a .272 batting average
- Proved to be deadly on the base paths, stealing 10 bases in 12 attempts
- Had 11 multi-hit games, the most by a Bulldog freshman since Caroline Seitz had 19 in 2014
- Debuted in State's season opener against Georgia Southern (Feb. 11), coming in as a pinch hitter and going 1 for 1 with two stolen bases
- Earned her first start the next game, starting at second base against Houston (Feb. 12) and scoring a run
- Went 2 for 3 with two RBIs, a triple and a run scored in MSU's 7-1 victory against Houston (Feb. 14)
- Went a combined 5 for 6 with an RBI and a run scored in State's second day in Mobile (Feb. 20), defeating Southern Miss, 6-0, and SIU-Edwardsville
- Reeled off a career-high five-game hitting streak, going 8 for 13 with six runs, two RBIs, two doubles and stolen base from Feb. 22-28
- In her first-career SEC game, went 2 for 5 with a run scored and a stolen base against No. 3 Auburn (March 18)
- Had an RBI single to cut the deficit to one and then represented the go-ahead run on a two-out Caroline Seitz double in MSU's 3-2 comeback win at Louisiana Tech (April 13)
- Ended the year on a four-game hitting streak, including three-straight multi-hit performances (May 7-11)

## High School

- A three-time South Carolina High School League All-State selection and a three-time member of the AA All-Region VIII team
- In 2014, set the school record for batting average in a season by hitting at a clip of .596
- Scored 44 runs and drove in 39 on 65 hits, along with finishing a perfect 33-of-33 at stealing bases
- Waccamaw finished 2014 as the Class AA Lower State Runner-Up and the AA District VIII Champions
- Beat a throw to the plate to give Waccamaw the 2013 Class AA Lower State Championship in extra innings
- Played travel ball for the Lady Lightning Gold Team Miken with fellow freshman Regan Green
- Having played solely second base, compiled a .970 fielding percent age over 119 games
- A two-sport athlete, also ran for the Waccamaw cross country team where she garnered three AA VIII All-Region honors, while helping her side to four AA Region VIII Championships

## Personal



- Born on Dec. 28, 1996
- The daughter of Caroline Millan
- Majoring in biological sciences

## Career Highs

- At-Bats: 5, 4x, last vs. Kentucky (May 7, 2017)
- Runs: 2, 5x, last vs. North Florida (Feb. 24, 2017)
- Hits: 3, twice, last vs. Fordham (May 19, 2017)
- RBI: 2, twice, last vs. North Florida (Feb. 25, 2017)
- Doubles: 1, 3x, last vs. McNeese State (Feb. 26, 2016)
- Triples: 1, 3x, last vs. Fordham (May 19, 2017)
- Walks: 2, at Texas A&M (March 12, 2017)
- Stolen Bases: 2, 3x, last at Southern Miss (March 28, 2017)
- Putouts: 6, at LSU (April 2, 2017)
- Assists: 6, vs. Auburn (March 18, 2016)
- Hitting Streak: 7 games (Feb. 19, 2017 vs. Florida Gulf Coast to Feb. 28, 2017 at Southeastern Louisiana)

## HEIMBERGER'S CAREER STATS

Year	AVG	GP-GS	AB	R	H	2B	3B	HR	RBI	TB	SLG%	BB	HBP	SO	OB%	SF	SH	SB-ATT	PO	A	E	FLD %
2016	.272	52-44	125	19	34	3	1	0	6	39	.312	5	0	22	.300	0	6	10-12	56	58	2	.983
2017	.252	48-43	115	14	29	0	2	0	8	33	.287	9	1	6	.312	0	4	7-8	64	47	7	.941
<b>Career</b>	<b>.263</b>	<b>100-87</b>	<b>240</b>	<b>33</b>	<b>63</b>	<b>3</b>	<b>3</b>	<b>0</b>	<b>14</b>	<b>72</b>	<b>.300</b>	<b>14</b>	<b>1</b>	<b>28</b>	<b>.306</b>	<b>0</b>	<b>10</b>	<b>17-20</b>	<b>120</b>	<b>105</b>	<b>9</b>	<b>.962</b>







**SARAI  
NIU**

**21**

**Infielder  
5-10 • Jr. • R/R  
San Diego, Calif.  
Cathedral Catholic HS**

#### **Career MSU Records**

- T-6th in hit by pitch (26)

#### **Season MSU Records**

- 2nd in hit by pitch (21, 2016)

#### **2017 (Sophomore)**

- Appeared in 48 games, drawing 32 starts for the Bulldogs
- Thirty of her starts came at first base while two came at designated player
- Turned in a career-high nine multi-hit outings, including a trio of consecutive games with multiple hits during SEC play
- The run of three straight multi-hit games also tied her career mark for a hitting streak
- Knocked 24 hits to hold a .247 average at the plate while scoring eight runs
- Slugged three doubles and two home runs for a .340 slugging percentage with 10 RBIs
- Strong defensively turning a team-high nine double plays while ranking second on the team with 225 putouts.
- Committed just six errors in 266 chances to hold a .977 fielding percentage
- Drew six walks while adding five hit by pitches to hold a .321 on-base clip
- Swiped the first base of her career against Stephen F. Austin (Feb. 10) and closed the season going 3-for-3 on the base paths
- First multi-hit game of the season came against Western Kentucky on Feb. 11
- Went 2-for-2 with a double and run scored against Alabama State (March 2)
- Set a career high with three RBI in a pinch-hit appearance in MSU's 6-1 win over Samford on March 3
- Versus Mississippi Valley State on March 29, went 2-for-2 with an RBI
- Knocked home runs in the final two games of the Arkansas series (April 23-24), marking the first time in her career she's homered in back-to-back games
- As the designated player versus Jackson State (April 5), knocked two hits with an RBI and a run scored

#### **2016 (Freshman)**

- Played in 52 of MSU's 57 games during the 2016 season, drawing 48 starts
- Made many of her early starts in the outfield before closing the season as State's primary first baseman
- Embodied MSU's "We don't move" mentality at the plate, finishing tops in the SEC and 21st in the nation with a 0.40 hit by pitch per game average, while her 21 total HBPs finished second in the conference
- Made her collegiate debut with a 1 for 3 performance against Georgia Southern in the season opener on Feb. 11, hitting a double and scoring two runs
- Followed up her debut by going 2 for 3 with two runs, two RBIs and her first-career home run against Houston (Feb. 12)
- Earned her second-career homer in the final game of opening weekend, once again taking Houston (Feb. 14) yard with a solo shot
- Tallied the second multi-RBI game of her career with a 2 for 3 showing against Incarnate Word (Feb. 27), driving home two with a double and a sacrifice fly
- In the next game, showed extreme toughness at the plate, taking three HBPs against Baylor (Feb 27)
- Earned a hit in a pinch-hitting role in the series finale against Auburn (March 20), sparking her career-best three-game hit streak
- During that streak, she earned her first-career triple, coming against Central Arkansas (March 23)
- Had perhaps her best SEC game to date against No. 1 Florida, going 2 for 3 with a solo blast, her first-career SEC home run, on April 24

#### **High School**

- During her junior season set career highs in every category as she helped

Cathedral Catholic High School to a 29-3 record en route to a California

Interscholastic Federation Championship in 2014

• In 2014, hit .495 with 52 RBIs on 54 hits, along with nine long balls and an

on-base percentage of .545

• When the season concluded, she was named to the All-CIF team, All-League first team and the All-State third team

• The season prior, Cathedral finished as the CIF runners-up, while she took home the CIF Sportsmanship Award

• A member of the So Cal A's travel squad, helped her side to a Premier Girls Fastpitch National Championship in 2014

• In her first three seasons from the field for Cathedral, recorded 223 assists and 75 putouts in 98 games

• She was named to the All-League second team after her freshman season and the All-League first team after her sophomore campaign

## Personal

• Born on Dec. 22, 1997

• The daughter of Sai and Tammy Niu

• Major is sociology

## Career Highs

• At-Bats: 5, twice, last vs. Kentucky (May 7, 2017)

• Runs: 2, twice, last vs. Houston (Feb. 12, 2016)

• Hits: 2, 12x, last vs. Kentucky (May 7, 2017)

• RBI: 3, vs. Samford (March 3, 2017)

• Doubles: 1, 8x, last at Auburn (April 28, 2017)

• Triples: 1, vs. Central Arkansas (March 23, 2016)

• Home Runs: 1, 5x, last vs. Arkansas (April 24, 2017)

• Walks: 2, vs. Cal State Fullerton (March 12, 2016)

• Stolen bases: 1, 3x, last vs. BYU (May 18, 2017)

• Putouts: 17, vs. LSU (April 16, 2016)

• Assists: 2, vs. Cal State Fullerton (March 13, 2016)

• Hitting Streak: 3 games, twice, last April 23, 2017 vs. Arkansas to April 28, 2017 at Auburn

## Niu's CAREER STATS

Year	AVG	GP-GS	AB	R	H	2B	3B	HR	RBI	TB	SLG%	BB	HBP	SO	OB%	SF	SH	SB-ATT	PO	A	E	FLD %
2016	.178	52-48	118	7	21	5	1	3	13	37	.314	6	21	28	.327	2	2	0-0	258	6	6	.978
2017	.247	48-32	97	8	24	3	0	2	10	33	.340	6	5	8	.321	1	2	3-3	255	5	6	.977
<b>Career</b>	<b>.209</b>	<b>100-80</b>	<b>215</b>	<b>15</b>	<b>45</b>	<b>8</b>	<b>1</b>	<b>5</b>	<b>23</b>	<b>70</b>	<b>.326</b>	<b>12</b>	<b>26</b>	<b>36</b>	<b>.324</b>	<b>3</b>	<b>4</b>	<b>3-3</b>	<b>513</b>	<b>11</b>	<b>12</b>	<b>.978</b>





**TAYLOR  
KELLY**

**23**

Utility  
5-8 • Jr. • R/R  
Calhoun, Ga.  
Calhoun HS

#### **2017 (Sophomore)**

---

- Appeared in 11 games, while earning four starts (two at DP, one at OF, one at 1B)
- Made five pinch-hit appearances over her sophomore campaign
- Totaled three hits and one RBI while scoring three runs
- Made her season debut against Stephen F. Austin on Feb. 10, earning a start in the outfield
- First hit of the season came against Central Arkansas on March 5
- Scored a career-best two runs while tallying her lone RBI of the season against Jackson State (April 5)
- Started at designated player at Alcorn State (April 18), going 1-for-3 with a run scored

#### **2016 (Freshman)**

---

- Made an appearance in 12 games her freshman season, drawing eight starts
- Seven of her starts came at first base, while one came as the designated player
- Also saw time as a pinch hitter in several games
- Totaled four hits, two RBIs, two walks, a run and a double
- Made her collegiate debut on March 18 against No. 3 Auburn, starting at first base
- Earned her first-career hit in the very next game against the Tigers (March 19), going 1 for 3 with an RBI in MSU's 6-3 victory
- Had her best game to date against Southeastern Louisiana (March 22), going 2 for 2 with an RBI, a double, a run scored and two walks
- Collected a hit in a pinch-hitting appearance in MSU's 6-0 win at Mississippi Valley State (April 28)

#### **High School**

---

- Helped Calhoun to two Georgia High School Association AA State Championships with a total record of 114-35
- Had a cumulative on-base percentage is .541 and was a perfect 26-for-26 at stealing bases in her high school career
- Was named to the Georgia Athletic Coaches Association's All-State and All-Region teams on multiple occasions, along with having been named the GACA Class AA Player of the Year following her junior season
- Also amassed four varsity letters in softball
- Shattered Calhoun records for runs batted in for a season (64), career RBI (175), career doubles (39), career home runs (32) and career batting average (.476)
- Previously helped her Atlanta Vipers to an Amateur Softball Association 16-Under National Championship and an ADA 16-Under State Championship
- In two years with the Vipers, posted a .959 fielding percentage and a .397 batting average with 22 home runs and 137 RBI

#### **Personal**

---

- Born on Nov. 20, 1996
- The daughter of Mike Kelly and Merri Walker
- Majoring in kinesiology



**Career Highs**

- At-Bats: 3, 7x, last at Alcorn State (April 18, 2017)
- Runs: 2, vs. Jackson State (April 5, 2017)
- Hits: 2, vs. Southeastern Louisiana (March 22, 2016)
- RBI: 1, 3x, last vs. Jackson State (April 5, 2017)
- Doubles: 1, vs. Southeastern Louisiana (March 22, 2016)
- Walks: 2, vs. Southeastern Louisiana (March 22, 2016)
- Putouts: 9, vs. Auburn (March 18, 2016)
- Assists: 1, at Mississippi Valley State (April 28, 2016)
- Hit Streak: 1 game, 7x, last on April 18, 2017 at Alcorn State

**KELLY'S CAREER STATS**

Year	AVG	GP-GS	AB	R	H	2B	3B	HR	RBI	TB	SLG%	BB	HBP	SO	OB%	SF	SH	SB-ATT	PO	A	E	FLD %
2016	.148	12-8	27	1	4	1	0	0	2	5	.185	2	0	10	.207	0	0	0-0	46	1	0	1.000
2017	.176	11-4	17	3	3	0	0	0	1	3	.176	2	0	8	.263	0	0	0-0	7	0	2	.778
<b>Career</b>	<b>.159</b>	<b>23-12</b>	<b>44</b>	<b>4</b>	<b>7</b>	<b>1</b>	<b>0</b>	<b>0</b>	<b>3</b>	<b>8</b>	<b>.182</b>	<b>4</b>	<b>0</b>	<b>18</b>	<b>.229</b>	<b>0</b>	<b>0</b>	<b>0-0</b>	<b>53</b>	<b>1</b>	<b>2</b>	<b>.964</b>





**MADDIE  
DORSETT**

**5**

**Outfield  
5-6 • So. • R/R  
Trussville, Ala.  
Hewitt Trussville HS**

#### **2017 (Freshman)**

- Appeared in 30 games, primarily serving as a pinch runner, while drawing one start as an outfielder
- Closed the season going 3-for-11 at the plate for a .273 average while scoring eight runs
- Made collegiate debut as a pinch runner in MSU's season opener versus Georgia State (Feb. 10)
- Stole the first base of her career as a pinch runner against Stephen F. Austin on Feb. 16
- Scored her first-career run against No. 21 Fresno State on Feb. 16
- Drew her first plate appearance as a pinch hitter versus Alabama State on March 2
- Tallied the first hit of her career at ASA Hall of Fame Stadium in Oklahoma City in MSU's 8-0 victory over UAB (March 25) during the College Preview Tournament
- Earned her first collegiate start in the outfield at Alcorn State on April 18

#### **High School**

- A star for three seasons for head coach Karen Johns and the Hewitt-Trussville High School Huskies
- Sat out her senior season due to a shoulder injury
- Totaled 143 hits, 127 runs and 82 stolen bases in her three years as a middle infielder/outfielder
- Opened her high school career with 42 hits, 39 runs and 24 stolen bases in her freshman season, followed by a 49/42/28 performance the following season
- Had a career season in her junior campaign, tallying 52 hits, 46 runs and stealing 30 bases en route to leading the Huskies to a 35-11 record
- For her efforts, she earned All-Area honors, as well as a spot on the North-South All-Star Team
- Started at shortstop as a seventh grader for the varsity squad
- Also played basketball for HTHS, earning one varsity letter

#### **Personal**


- Born on Sept. 21, 1997
- The daughter of Keith and Emily Dorsett
- Related to Jeremy Jones, who played football at Mississippi State from 1995-98
- Majoring in elementary education

Career Highs

- At-Bats: 3, at Alcorn State (April 18, 2017)
- Runs: 1, 8x, last vs. Kentucky (May 7, 2017)
- Hits: 1, 3x, last vs. Jackson State (April 5, 2017)
- Stolen Bases: 1, vs. Stephen F. Austin (Feb. 10, 2017)
- Putouts: 1, twice, last at Alcorn State (April 18, 2017)
- Hitting Streak: 1 game, 3x, last May 7, 2017 vs. Kentucky

DORSETT’S CAREER STATS

Year	AVG	GP-GS	AB	R	H	2B	3B	HR	RBI	TB	SLG%	BB	HBP	SO	OB%	SF	SH	SB-ATT	PO	A	E	FLD %
2017	.273	30-1	11	8	3	0	0	0	0	3	.273	0	0	1	.273	0	0	1-2	2	0	0	1.000
Career	.273	30-1	11	8	3	0	0	0	0	3	.273	0	0	1	.273	0	0	1-2	2	0	0	1.000







**LINDSEY  
WILLIAMS**

**22**

**Infielder  
5-5 • So. • R/R  
Mobile, Ala.  
UMS-Wright  
Preparatory School**

#### **2017 (Freshman)**

- Made five appearances over her debut season, including three as a pinch hitter
- Also saw action off the bench at second base and shortstop
- Went 1-for-4 at the plate with an RBI over her debut season
- Made her collegiate debut against Alabama State on March 2, tallying her first RBI
- Pinch ran against No. 8 Alabama on March 17 to make her SEC debut
- Recorded her first hit as a Bulldog against Mississippi Valley State on March 29
- Drew her first-career walk against Jackson State on April 5

#### **High School**

- Ended her standout career at UMS-Wright Preparatory School with six varsity letters and four All-County honors under head coach Meghan Overstreet
- Captured four Area Championships (2011-12, 2014-15)
- Three-time Defensive Player of the Year and one-time Offensive Player of the Year for UMS-Wright
- Led the Bulldogs in quality at-bats in her senior season, as they set the school record for most wins (25)
- Recorded a career-high .384 clip her junior season, adding in a .457 on-base percentage and .916 OPS
- Had a career-best season in the field her sophomore season, recording a .955 fielding percentage, while also going .379 at the plate
- Behind a .343 batting average, .474 on-base percentage and .919 OPS, was named UMS-Wright Offensive Player of the Year her freshman year
- Was also a standout on the volleyball court, finishing with three varsity letters and a pair of All-County and All-State honors
- The star setter was named team captain her senior season and went on to earn MVP honors
- A star in the classroom as well, she is a member of the National Honor Society and Mu Alpha Theta (Mathematics Honor Society)
- Earned the prestigious H. Taylor Morrisette Memorial Scholarship

#### **Personal**

- Born on March 16, 1998 in Mobile, Ala.
- The daughter of Clark and Kelly Williams
- Her father played baseball at Huntingdon College, the alma mater of MSU head coach Vann Stuedeman, for four years
- Has a brother, Hayden, is a baseball player at Millsaps College this year
- Majoring in civil engineering
- When not on the field, she enjoys fishing and hunting

Career Highs

- At bats: 2, vs. Mississippi Valley State (March 29, 2017)
- Hits: 1, vs. Mississippi Valley State (March 29, 2017)
- RBI: 1, vs. Alabama State (March 2, 2017)
- Walks: 1, vs. Jackson State (April 5, 2017)
- Assists: 1, vs. Mississippi Valley State (March 29, 2017)
- Hit Streak: 1 game (April 18 vs. Jackson State)

WILLIAMS' CAREER STATS

Year	AVG	GP-GS	AB	R	H	2B	3B	HR	RBI	TB	SLG%	BB	HBP	SO	OB%	SF	SH	SB-ATT	PO	A	E	FLD %
2017	.250	5-0	4	0	1	0	0	0	1	1	.250	1	0	0	.400	0	0	0-0	0	1	0	1.000
Career	.2050	5-0	4	0	1	0	0	0	1	1	.250	1	0	0	.400	0	0	0-0	0	1	0	1.000





**MONTANA  
DAVIDSON**

**32**

**Infielder  
5-4 • So. • R/R  
Hillsborough, N.C.  
Orange HS**

### **2017 (Freshman)**

- Made six appearances over her debut season, primarily as a pinch hitter
- Also saw time off the bench at third base
- Went 3-for-9 at the plate (.333) with a double and a run scored
- Made season debut as a pinch hitter against Alabama State on March 2 and recorded her first collegiate hit
- Slugged the first double of her career and scored her first run against Central Arkansas on March 5
- Went 1-for-2 at the plate against Mississippi Valley State (March 29)

### **High School**

- Three-time All-State star at Orange High School, playing for coaches Tonya Daye and father Cliff Davidson
- Also a four-time All District and All-Conference player
- Led the Panthers to the 2012-13 and 2015-16 conference championships
- The two-time team captain capped her career with a .488 clip, .567 on-base percentage, 10 home runs and a career-high 50 RBI in her senior season
- Tallied a .426 average with 24 RBI and four homers (one grand slam) in her junior year
- Earned a career-high .492 clip and batted in 31 runs and knocked 10 out of the park her second year, earning her first All-State honor
- Opened her career with a .316 average with 19 RBI and a pair of home runs in her freshman campaign
- Was also a member of the Orange High School volleyball program as the team's libero, while also playing opposite
- A star on the travel ball scene, finishing her career ranked 49th in FloSoftball's 2016 class
- Named to the 2016 Southeast Regional All-America Team
- Played for Lady Lightning Gold, finishing in the Top 20 in PGF 18U Nationals in 2016
- Also tallied a third-place finish in TC/USA 18U
- Finished her academic career with a 4.23 GPA, earning a spot on the Honor Roll all four years
- Earned the United States Marine Corp's Scholastic Excellence Award
- Also racked up the National Achiever's Award and the Minority Achiever's Award

### **Personal**

- Born on Feb. 17, 1998 in Durham, N.C.
- The daughter of Eddie and Christina Davidson
- Her sister, Mia, is also a member of the Mississippi State softball program
- Both of her parents served in the United States Army
- Majoring in kinesiology





**Career Highs**

- At-Bats: 2, 3x, last at Alcorn State (April 18, 2017)
- Runs: 1 vs. Central Arkansas (March 5, 2017)
- Hits: 1, 3x, last vs. Mississippi Valley State (March 29, 2017)
- Doubles: 1 vs. Central Arkansas (March 5, 2017)
- Assists: 1, 3x, last at Alcorn State (April 18, 2018)
- Hitting Streak: 2 games (March 2, 2017 vs. Alabama State to March 5, 2017 vs. Central Arkansas)

**DAVIDSON'S CAREER STATS**

Year	AVG	GP-GS	AB	R	H	2B	3B	HR	RBI	TB	SLG%	BB	HBP	SO	OB%	SF	SH	SB-ATT	PO	A	E	FLD %
2017	.333	6-0	9	1	3	1	0	0	0	4	.444	0	0	1	.333	0	0	0-1	0	3	0	1.000
Career	.333	6-0	9	1	3	1	0	0	0	4	.444	0	0	1	.333	0	0	0-1	0	3	0	1.000





**LEXI  
MALONE**

**55**

**Catcher  
5-10 • So. • R/R  
Petal, Miss.  
Petal HS**

#### **2017 (Freshman)**

- Made four appearances over her freshman season, all coming as a pinch hitter
- Went 1-for-5 at the plate with two runs scored and an RBI over her debut season
- Made collegiate debut on March 5 against Central Arkansas, knocking an RBI single and scoring a run
- Also scored a run on the road at Alcorn State on April 18

#### **High School**

- A star for Patrick Ezell and the Petal High School Panthers that put together an impressive three-year career after suffering a torn ACL her freshman season
- Also lettered one year with Petal's basketball program
- Led Petal to the 2014-15 District Championship
- Closed her career with 66 RBI, 17 doubles, 15 home runs and nine triples
- Excelled as a fielder, posting a .960-plus fielding percentage all three seasons and totaling 190 putouts
- Opened her high school career by leading PHS to a 14-12 record behind a .390 clip in 78 at-bats, with 22 RBI, seven home runs, five doubles and five triples
- Also tallied a .468 on-base percentage and starred in the field with 96 putouts and a career-high .976 fielding percentage
- Set career highs in RBI (32), doubles (5) and putouts (154) in her junior campaign
- Played travel ball for Birmingham Thunderbolts 98
- Finished in the Top 10 at 2015 PGF Nationals and won the 2015 Sparkler Championship
- Finished first place at the 2016 PGF Qualifier – Virginia Beach
- Also captured a first-place finish at the Atlanta Legacy Tournament
- Named an honor student all four years at Petal
- Earned an academic award in environmental science
- A member of the Mississippi Scholars Program
- Named one of the Top 25 Scholar Athletes at Petal High School
- Graduated with special honors

#### **Personal**


- Born on Aug. 1, 1998 in Petal, Miss.
- The daughter of Jason and Adele Malone
- Major is undeclared

Career Highs

- At-Bats: 2 vs. Mississippi Valley State (March 29, 2017)
- Runs: 1, twice, last Jackson State (April 5, 2017)
- Hits: 1 vs. Central Arkansas (March 5, 2017)
- RBI: 1 vs. Central Arkansas (March 5, 2017)
- Hitting Streak: 1 game (March 5, 2017 vs. Central Arkansas)

MALONE’S CAREER STATS

Year	AVG	GP-GS	AB	R	H	2B	3B	HR	RBI	TB	SLG%	BB	HBP	SO	OB%	SF	SH	SB-ATT	PO	A	E	FLD %
2017	.200	4-0	5	2	1	0	0	0	1	1	.200	0	1	1	.333	0	0	0-0	0	0	0	.000
Career	.200	4-0	5	2	1	0	0	0	1	1	.200	0	1	1	.333	0	0	0-0	0	0	0	.000







**EMILY  
MITCHELL**

**27**

**Pitcher  
5-9 • RFr. • R/R  
Calhoun, Ga.  
Calhoun HS**

### **2017 (Freshman)**

- Redshirted her true freshman season

### **High School**

- A two-time All-State pitcher who dominated the Georgia pitching scene for four years
- Spent her final two years at Calhoun High School, playing for head coach Diane Smith
- Named All-County four years straight (2012-15) and All-Region from 2013-15
- Earned Region Pitcher of the Year honors in her senior season
- Behind her leadership, the Yellow Jackets won 69 games in two years, as she accounted for 32 wins from the circle
- Captured back-to-back Region and AAA State Championships with Calhoun in 2014-15
- Posted a 17-2 record her senior season with a stellar 0.90 ERA and 101 strike outs in 94 innings of work
- Also put up career numbers at the plate, with a scorching .404 batting average, seven homers and 42 RBI's
- In her first year at Calhoun, recorded a 15-4 record with a 1.59 ERA, 123 IP and a career-high 113 strikeouts
- Went a combined 29-23 at Sequoyah High School with 241 innings pitched and 201 strikeouts
- Tallied a .330 and .351 average in her freshman and sophomore seasons, respectively
- Member of the National Honor Society and National Beta Club
- Honor roll member
- Also a member of Business Leaders of America and Health Occupations Students of America

### **Personal**

- Born on June 28, 1998 in Marietta, Ga.
- The daughter of Steve and Cathy Mitchell
- Her father played baseball at Jacksonville State University ('83)
- Majoring in kinesiology
- Hobbies include travel softball, going to the beach and shopping





## CANDACE DENIS

# 3

Pitcher/Utility  
5-9 • So. • L/R  
Malakoff, Texas  
UMass

### High School/UMass

- Four-year letterwinner at Malakoff High School as a pitcher and utility player
- Served as the team captain for three seasons and was twice honored as the team MVP
- Reeled in all-state honors twice over her career
- Named 2015 18-3A Player of the Year and Offensive Player of the Year
- Also lettered in volleyball and track and field at Malakoff
- Signed with UMass out of high school where she put together one of the best freshman campaigns in the Atlantic 10
- Started in all 53 contests for UMass, splitting time as a pitcher, infielder, outfielder and designated player
- Posted an 8-8 record in the circle with a 3.02 ERA
- Tossed 13 complete games, while striking out 99 batters
- Ranked third overall and second amongst A-10 rookies in batting average against (.221)
- Finished second in the league with a 5.80 hits per seven inning average
- Closed her debut season with a .296 average at the plate with 47 hits, 31 runs scored and 14 RBIs
- Set the UMass freshman record for steals in a season with 25, which ranked tied for fifth all-time
- Reeled in NFCA All-Northeast Region Third Team honors
- Landed on the A-10 All-Rookie and All-Championship teams

### Personal

- Born on March 20, 1998
- Daughter of Ronald and Jennifer Denis
- Has one sister, Brianna
- Majoring in mathematics



## MACEY PETREY

# 1

Infielder  
5-8 • Fr. • R/R  
Demopolis, Ala.  
Marengo Academy

### High School

- A standout shortstop at Marengo Academy for head coach Danny Stenz during the 2014-15 season, while playing her final three seasons under the leadership of her father, Chris Petrey
- Served as the team captain over her senior season
- Led the Longhorns to the 2017 ASIA Class A State Championship and was named the state tournament's MVP
- Selected to the AISA All-Star and All-District teams as a senior
- Named AWA 2017 All-County Shortstop and Player of the Year
- Candidate for Marengo County Student-Athlete of the Year
- Tabbed ASWA AISA 2017 Hitter of the Year and All-State Shortstop
- Honored as part of Tuscaloosa News 2017's Super 9
- Held a .576 average at the plate as a junior, landing her ASWA All-State honors
- Her efforts also earned AISA All-District and WAW All-County honors
- Tabbed to the AISA Junior All-Star Team
- Led Marengo to back-to-back AISA Region Championships as a freshman and a sophomore
- The Longhorns finished runner-up at the AISA State Tournament both seasons
- Selected as Marengo's Team Offensive MVP as a sophomore and junior
- Took home Team Overall MVP laurels as a junior
- Earned AISA All-District and West Alabama Watchmen All-County honors as a sophomore
- Led the county in home runs as a rookie en route to AISA All-District and West Alabama Watchmen All-County honors
- Also played basketball for two seasons at Marengo Academy
- Member of the Birmingham Thunderbolts, playing under coach Ryan Greenwood
- Led the Thunderbolts to the 2016 Legacy Showcase 18U Championship
- Also won the 2016 PGF National Quailier to earn a premier berth to PGF Nationals

### Personal

- Born on Nov. 24, 1998
- The daughter of Ashley and Chris Petrey
- Her father was a two-sport athlete at West Arkansas, lettering in both baseball and golf
- Majoring in kinesiology
- Hobbies include baking, listening to music and running





**ALEX  
WILCOX**

**8**

Outfielder  
5-9 • Fr. • R/R  
Brantley, Ala.  
Brantley HS

### High School

- A champion-caliber athlete that played four seasons under head coach Cindy Hawthorne at Brantley High School
- Ranked amongst the Top 50 recruits of the 2017 class by FloSoftball
- Led Brantley to three AHSAA state championships, while earning AHSAA State Tournament MVP honors in both 2014 and 2016
- Over her freshman campaign, tallied a .416 average with 41 RBIs and 10 homers, while going 28-7 in the circle with 370 strikeouts
- Named 1A Pitcher of the Year and to the AHSAA All-State Team as a rookie
- Bested her career numbers as a sophomore with a .529 average with 28 RBIs and five home runs to earn All-State honors
- Set career highs with 67 RBI and 13 home runs as a junior while holding a .483 average at the plate
- Earn AHSAA 1A Player of the Year, Hitter of the Year and All-State honors
- Played travel ball for Jay Roberson and the Birmingham Thunderbolts
- Helped the Thunderbolts reach a Top 7 showing at PGF Nationals in 2014 before earning back-to-back third-place finishes in 2015 and 2016
- A three-sport athlete winning two state championships with the basketball program and earning multiple letters with the volleyball team

### Personal

- Born on July 1, 1999
- Daughter of Shaun and LeAnn Wilcox
- Major is undeclared



**BROOKE  
CANTILLO**

**9**

Outfielder  
5-2 • Fr. • L/R  
Lake Elsinore, Calif.  
Foothill HS

### High School

- Standout outfielder for head coach Joe Barragan at Foothill High School
- Ranked as high as 43rd by Flo Softball amongst 2017 recruits
- Three-time First Team All-League selection
- Served as team captain as a junior, pacing the team with a .417 average and a .500 OBP
- Led the Knights to the Diamond Bar Tournament title and a second-consecutive North Hills League Championships
- Her efforts also helped her to All-Tournament Team laurels
- Carried Foothill to the North Hills League Championship as a sophomore with help of a .500 average at the plate and a .571 OBP
- As a freshman, tallied a .333 clip and .500 on-base percentage
- Also played for coach Mel Sievers and the CA Cruisers

### Personal

- Born on November 27, 1988
- Daughter of Joe and Rosie Cantillo
- Third member of the Cantillo family to play softball in the SEC
- Older sisters Chelsea (Georgia, 2005-09) and Taylor "RT" Cantillo (Ole Miss, 2010-14) were stars in their own right
- Majoring in biological sciences
- Hobbies include watching sports, camping and cooking



**KINSEY  
GOELZ**  
**10**

Infielder  
5-3 • Fr. • R/R  
Myakka City, Fla.  
Lakewood Ranch HS

### High School

- Elite starting shortstop for Lakewood Ranch High School over her junior and senior seasons
- Named an USA Elite Select All-American and Future Pro
- Ranked nationally as the No. 34 recruit of the 2017 class by FloSoftball
- Served as the team captain over her senior campaign
- Selected Second Team All-State and First Team All-Area after an outstanding senior season
- Only made one error in 30 games to hold a .986 fielding percentage
- Finished runner-up for Defensive Player of the Year
- Led LRHS to a 27-3 record, the best record in program history
- Guided the Mustangs to the 8A District Championship her junior season as LRHS finished with a 23-5 record
- Held a .464 clip with 30 runs, 30 RBI and four home runs, while committing just two errors in 28 appearances as a junior
- Her efforts earned First All-Area and All-State honors
- Played her sophomore and freshman seasons at Braden River High School, winning the 7A District Championship
- Added First Team All-State and All-County honors as a sophomore after batting at a .364 average with 21 runs and 26 RBI
- Played travel ball on Tampa Mustangs-TJ for 10 years, helping the Mustangs to the 2015 PGF National Championship and receiving the championship's MVP award.
- In her final summer of travel ball, she joined the Birmingham Thunderbolts and current teammates O'Neil Roberson, Mia Davidson and Alex Wilcox an 2018 MSU signees Kayla Boseman and Grace Fagan
- Named to the PGF High School All-American game with MSU teammate Mia Davidson, representing the East Team at shortstop The East topped the West 7-4

### Personal

- Born April 30, 1999
- Daughter of T.J. and Liz Goelz
- Both parents were standout athletes at North Florida University playing baseball and softball, respectively
- Sister, Avery Goelz is committed to play softball at the University of Florida
- Major is undeclared
- Hobbies include traveling, hiking and watching movies



**GRACE  
DABBS**  
**12**

Outfielder  
5-9 • Fr. • L/R  
Philadelphia, Miss.  
Leake Academy

### High School

- Star in the outfield for Leake Academy and head coach Doug Jones
- Led the Rebels to four-consecutive district championships and MAIS AA State Tournament Runner-Up finishes
- Topped the Rebels in batting average, hits, runs scored and stolen bases over her sophomore, junior and senior seasons
- Stole a staggering 74 bases on 77 attempts over her high school career
- Set a career high with a .564 batting average as senior with 62 hits with 10 doubles, six triples and two home runs for an .818 slugging clip
- Added 51 runs scored over her senior season and was named an MAIS All-Star
- Over her junior season, held an impressive .553 average over 40 games with 57 hits, while scoring 51 runs
- Held a .442 average at the plate going a perfect 17-of-17 in stolen bases as a sophomore en route to being named the team's Best Offensive Player
- Earned All-District and MAIS All-State honors
- Also helped the Rebels to three consecutive district, MAIS North Half and MAIS State championships as a member of the basketball program
- Played travel ball with the Birmingham Thunderbolts and Germantown Red Devils

### Personal

- Born April 26, 1999
- Daughter of Dr. Andy and Jenny Dabbs
- Third-generation Bulldog as her mother and grandfather Allen Hardy are MSU graduates
- Spent four years working mission trips in Honduras, assisting with the medical team and children's ministry
- Majoring in biological science



**O'NEIL  
ROBERSON**  
**13**

Infielder  
5-9 • Fr. • R/R  
Birmingham, Ala.  
Oak Mountain HS

### High School

- Stud infielder for Oak Mountain High School
- Ranked nationally as the No. 33 recruit in the 2017 class by Flo Softball
- Fifth Oak Mountain softball alum to play softball at MSU, joining the ranks of Katie and Jessica Cooley, Caroline Seitz and Ashlee Sanders
- Strung together a breakout junior season with a .500 average with help of 65 hits and 70 RBI
- Broke Caroline Seitz's single-season record with 21 home runs as a junior at Oak Mountain
- Helped OMHS to a 30-14 record and the 2016 Area Championship
- Named 7A ASWA Hitter of the Year, All-State First Team and North-South All-Star teams
- Selected as a finalist for the 2016 Gatorade Player of the Year
- Named Over the Mountain Player of the Year and to the All-Over the Mountain Team
- Played travel ball for the Birmingham Thunderbolts '99 and the Birmingham Thunderbolts Premier
- Slugged 17 home runs and held over a .340 average during each season of her travel career
- Led the Thunderbolts to back-to-back, third-place finishes at the 2015 and 2016 PGF Nationals

### Personal

- Born March 11, 1999
- Daughter of Jay and Renee Roberson
- Majoring in special education



**CARTER  
SPEXARTH**  
**17**

Pitcher/Utility  
5-7 • Fr. • R/R  
The Woodlands, Texas  
Tomball HS

### High School

- Utility player that competed both in the infield and circle for head coach Alicia Pierucci at Tomball High School as a senior
- Spent first three seasons at Oak Ridge High School, developing as one of the best players in the state of Texas
- Ranked nationally as the No. 143 recruit of the 2017 class by FloSoftball
- Two-time member of the All-District Team and a Vype Magazine honoree
- Held a .428 career batting average at Oak Ridge while helping the War Eagles to back-to-back Bi-District titles in 2015 and 2016
- Earned Houston Player of the Week laurels twice over her career
- MNamed Vype Gullo Player of the Month during the 2016 season
- Her play during her freshman season was key in Oak Ridge capturing the 2014 Area Championship
- Spent her travel ball career playing for the Texas Peppers Gold and Sudden Impact
- Won the 12U State Championship for Sudden impact and held a combined .750 batting average over the 2014 and 2015 PGF Nationals

### Personal

- Born June 28, 1999
- Daughter of James and Jill Spexarth
- James Spexarth played basketball at McPherson College, while Jill Spexarth was a club soccer player at Oklahoma State
- Has three younger siblings, Regan, Taylor and McKinley
- All the Spexarth children are named after presidents
- Majoring in marketing
- Hobbies include spending time with her dogs





**MIA  
DAVIDSON**  
**33**

Catcher/Infielder  
5-5 • Fr. • R/R  
Hillsborough, N.C.  
Orange HS

### High School

- Stellar catcher and third baseman at Orange High School, serving a team captain her junior season
- Ranked as the fourth-best recruit of the 2017 class by FloSoftball, making her one of the highest-ranked recruits in MSU history
- Honored as 2016 and 2017 North Carolina Gatorade Player of the Year
- Named to the American Family Insurance 2016ans 2017 All-USA Team
- Earned national recognition as MaxPrep Player of the Week as a junior
- Tabbed as a Select30 All-American on multiple occasions, including grabbing First Team honors
- Reeled in four straight 3A District Player of the Year awards
- Three-time Big 8 Conference Player of the Year selection
- Four-time All-Conference, All-District and All-State honoree
- As a freshman, held a .522 average with 25 RBI. 12 home runs and a .681 OBP to lead OSH to a 14-5 record
- Bested that performance as a sophomore with a .729 clip at the plate with 28 RBI and 11 homers with an astounding .819 on-base percentage
- Set career highs as a junior behind a .740 average, 851 on-base percentage, 49 RBI and 18 home runs
- Finished junior season just two homers shy of the NCHSAA career record of 43 and one short of the NCHSAA single-season record of 19
- Played travel ball with the NC Lady Lighting, coached by John Corn, and the AL Birmingham Thunderbolts Premier, coached by Rocky Thompson
- Helped the Lady Lighting to a 13th-place finish at the PGF Nationals
- Strong academically as a member of the "A" Honor Roll, BETA clubs, National Achiever Society and Minority Achievers Program

### Personal

- Born on July 9, 1999
- Daughter of Eddie and Christina Davidson
- Younger sister to Mississippi State softball player Montana Davidson
- Skilled in performing bat tricks
- Majoring in kinesiology



**EMILY  
WILLIAMS**  
**58**

Pitcher  
5-8 • Fr. • R/R  
Carrollton, Ga.  
Central HS

### High School

- Stellar four years in the circle at Central High School
- Won a pair of regional championships and took the Georgia High School 4A State Championship as a senior
- Helped CHS to a combined 67-11 record over her first two seasons
- Garnered Co-Newcomer of the Year as a freshman
- Paced Central to a 25-11 record as a junior for its second-straight regional title
- Her efforts earned Region and All-Area Pitcher of the Year, while securing her first All-State laurel
- Tossed three no-hitters and a one-hitter at the 4A State Championships to win the title for the Lions
- Of the 84 outs she recorded throughout the state tournament, 74 came via strikeout
- Grabbed All-Area MVP, Region Pitcher of the Year and Georgia High School 4A State Pitcher of the Year as a senior
- Honored with First Team All-State honors and the prestigious Georgia Dugout Club 4A Player of the Year award
- Plays travel ball with the AL Birmingham Thunderbolts 99, coached by Ryan Greenwood, and the Atlanta Vipers, coached by Dickey Vallery
- Crucial in the Thunderbolts 2015 Atlanta Legacy Championship victory
- Four-year honor roll student at Central

### Personal

- Born on May 8, 1999
- Daughter of Jason and Pam Williams
- Has two brothers, Zack and Caleb
- Hobbies include shopping, traveling and deep sea fishing
- Major is undeclared

# VANN STUEDEMAN



## THE STUEDEMAN FILE

### Personal:

**Hometown:** Vestavia Hills, Ala.

**High School:** Vestavia Hills HS

**Undergraduate:** Huntingdon College, 1994

**Degree:** Bachelor of Accounting

**Graduate:** West Alabama, 1996

**Degree:** M.A. in Elementary Education

### Coaching Career:

**Head Coach, Mississippi State, 2011-Present**

Assistant Coach, Alabama, 2000-11

Head Coach, East Limestone High School, 1999-2000

Assistant Coach, Alabama-Huntsville, 1997-99

Graduate Assistant, West Alabama, 1995-96

### Mississippi State Coaching Highlights:

- Five NCAA Regional appearances (2012-15; 2017)
- Three National Pro Fastpitch Draft Selections
- 2013 Easton Team of the Year
- One Easton All-America selection (Sam Lenahan, 2013)
- Two USA Softball National Players of the Week
- One Louisville Slugger NFCA Player of the Week (Caroline Seitz, April 18, 2017)
- 11 NFCA All-South Region honorees
- One All-SEC selection (Caroline Seitz, 2017)
- One All-SEC Defensive Team honoree (Amanda Ivy, 2017)
- Three All-SEC Freshmen
- Seven SEC Pitchers of the Week
- Three SEC Players of the Week
- 73 SEC All-Academic Team selections
- 19 SEC Freshman Academic Honor Roll picks

## Head Coach • Seventh Season • @MSUVANNtastic Overall Record: 203-143 • SEC Record: 53-95

Since being hired as the Mississippi State softball head coach on Thursday, June 23, 2011, Vann Stuedeman has invigorated the Bulldog program. In six seasons, the Vestavia Hills, Ala., native has led the squad to five NCAA Tournament appearances and 33 or more wins in five of her six campaigns.

In her most recent season, Stuedeman led the Bulldogs back to postseason contention, as State reeled off 36 wins and made their way to the Salt Lake City Regional, marking a fifth NCAA Tournament appearance in the last six years and the 13th in school history. That stretch marked the best since going seven out of eight years from 2002-09.

The Bulldogs found tremendous success in the SEC, which sent every team to the NCAA Tournament in 2017, the most ever sent by one conference. Under Stuedeman's leadership, the Dogs reeled off four SEC series wins in the last five weekends, including defeating No. 16 Kentucky, No. 19 Georgia and No. 24 Arkansas. MSU's four SEC series wins were the most since 2012, Stuedeman's first year with the Maroon and White, while its nine ranked wins tied for the most in school history (2004). She also became the only coach in school history to record at least one ranked win in every season of their tenure.

One of the many highlights of the 2017 campaign came from Feb. 17 – March 10, as the Bulldogs reeled off 16-straight victories to tie a school record. That record was first set in 2006, from Feb. 10 – March 3. Along with one of the most impressive winning streaks in school history was the continued success of drawing fans to one of the best collegiate softball parks in all of America. A total of 2,946 fans made their way to Nusz Park for MSU's first home weekend of SEC play, marking the largest such crowd in school history. State also drew 1,413 for the Saturday game against South Carolina for 2017 Super Bulldog Weekend, marking the third-largest SBW crowd in school history.

At season's end, MSU had drawn two of the program's top 15 largest crowds in school history during the 2017 campaign. That gives Stuedeman 12 of the program's top 15 crowds during her six years at the helm, including the top three crowds.

Individually, the Bulldogs had a number of standouts that led them back to the postseason, led by All-SEC First Team honoree Caroline Seitz. Seitz capped her career with the Maroon and White by becoming the 19th in school history and first since Chelsea Bramlett in 2010 to earn the honor. The Birmingham, Ala., native, who also was named NFCA All-South Region Second Team, blew up in the second half of the conference season. After struggling to start, Stuedeman's star third baseman tore through the SEC slate, finishing the year leading the conference with seven home runs, 28 RBI, a .724 slugging percentage and 55 total bases, while finishing top 10 with a .368 clip, 28 hits and six doubles. Her hot streak began during MSU's road series win at No. 19 Georgia, where she went 7-for-10 (.700) with 14 RBI, four home runs (two grand slams), four runs scored, a scorching 1.900 slugging percentage and a .667 OBP. She became the first player in school history to hit four home runs in an SEC weekend series and the first to hit a grand slam in back-to-back games.

For her efforts, Seitz was named SEC, Louisville Slugger NFCA and USA Softball Player of the Week honors. She became the second player in school history to win all three in the same week, joining former Bulldog All-American Iyhia McMichael (2004).

From the circle, the Dogs were led by senior Alexis Silkwood, who finished her career as MSU's all-time leader in wins (59), strikeouts (552), complete games (50), innings pitched (665.0) and appearances (145). The NFCA All-South Region Second Team honoree became the first Bulldog in history to record 600-plus innings pitched and 500-plus strikeouts for her career. She also finished her career second in starts (96), third in saves (9) and tied for third in shutouts (13). Along with her 15 wins and 108 strikeouts, Stuedeman helped Silkwood become one of the nation's top closers in 2017, as she recorded five saves (1st in SEC, 8th in NCAA). Her five saves tied her for sixth on the MSU single-season list.

Silkwood also became the 13th Bulldog in school history to reach the pro level, as she was selected in the fifth round (24th pick) by the Akron Racers in the 2017 NPF Draft. She is the third Bulldog to be selected in the NPF Draft since Stuedeman arrived in 2012, joining Alison Owen (2014) and Kayla Winkfield (2016).

Rounding out the individual honors was center fielder Amanda Ivy, who reeled off one highlight play after another in the outfield to earn All-SEC Defensive Team honors.

Stuedeman's fifth season at the helm saw the Bulldogs capture 26 total wins and climb as high as 23rd in the ESPN.com/USA Softball Top 25. Stuedeman's club took on the third-toughest schedule in the nation, which featured five of its eight conference series coming against 2015 Women's College World Series participants, while two others came against 2015 NCAA Super Regional participants. They played a total of 23 games against Top 5 opponents and 16 against 2015 WCWS teams.

Despite some struggles, the team still showcased extreme grit and toughness while playing in the toughest conference in the NCAA, as the SEC finished 2016 with the highest RPI among conference teams. With a total of 10 come-from-behind victories, Stuedeman maintains





a reputation of fielding programs that fight until the final out. On her career, Stuedeman has 60 comeback victories. Her squads also continued to dominate late in games, as MSU finished 2016 with a 19-3 record when leading after five innings and a 19-2 mark when up after six. Stuedeman's teams have been nearly flawless when holding the lead late in games, going 109-8 after five and 101-6 after six for her career.

Behind the play of senior Kayla Winkfield, a 2016 NPF draftee who led the SEC and stood ninth in the NCAA with six triples, the Bulldogs' offense churned out 0.21 triples per game, finishing fourth in the SEC.

The 2016 Bulldogs tallied 15 sacrifice flies, which tied for fourth-most in program history. They also held true to the "We Don't Move" mantra brought by the coaching staff, tallying 60 hit by pitches, which is third in the school record books.

Success continued for Stuedeman's pitching staff in 2016, as State tallied 305 strikeouts. The total finished fifth in school history, as did MSU's 5.41 strikeouts per seven innings average.

In 2015, Stuedeman led MSU to its fourth-straight NCAA Tournament appearance with 36 wins, marking just the second time in program history that had been accomplished (2002-05).

The Bulldogs carried a never-say-die attitude with them in 2015 as they recorded 15 come-from-behind wins to give Stuedeman a total of 50 comeback wins over her first four seasons in Starkville. Three Bulldogs were named to the NFCA All-South Region team in 2015, tying a season-best in the Stuedeman era that was set in 2013.

Alexis Silkwood tallied SEC Pitcher of the Week honors in back-to-back weeks (March 30 and April 6). The two SEC Pitcher of the Week awards marked the third-straight year with such an honoree, the longest stretch for the program since 2001-04.

Prior to Stuedeman taking over the program in 2012,

MSU had seven total SEC Pitcher of the Week honors. In the five-year Stuedeman era, the Bulldogs have won seven. The 2014 Bulldogs' four total SEC weekly honors are tied with the 2008 and 2004 squads for the second most in program history.

Stuedeman's 2014 edition really took off, earning a program third-best 39 victories and an MSU second-best eight wins against ranked opponents. The Bulldogs made three-straight NCAA trips for the first time since 2007-09 and had three consecutive 30-win seasons for the first time since 1998-2008.

Included in the spring of 2014's 39 victories were three-straight victories against top-five clubs with back-to-back wins against No. 3/2 Alabama on April 12-13 and a 2-0 triumph at No. 4/4 Tennessee on April 18. It was the first time the Bulldogs had won three consecutive games against ranked foes since taking seven straight from April 9-May 13, 2004, and the first time ever winning three straight against top-five opponents.

During the campaign, Stuedeman guided her squad to four wins versus top-five opponents in the National Fastpitch Coaches Association (NFCA) poll. Entering the year, the Bulldogs had won five games in program history versus top-five opponents.

Stuedeman's 2014 team also earned three-straight Southeastern Conference series wins for the first time since April 6-21, 2012. The club started off on fire, winning 15-straight games, one game shy of the longest season-opening victory streak in program history.

Individually, Stuedeman helped Caroline Seitz to selections as a Top 25 Finalist for the inaugural NFCA Freshman of the Year Award and NFCA All-South Region First Team honors. Seitz became the sixth freshman in program history to earn all-region honors, the initial under Stuedeman and the first since Ka'ili Smith in 2009.

Seitz was joined by Alexis Silkwood on the SEC All-Freshman Team. The two selections are tied for the

most in a year in MSU history.

Silkwood used Stuedeman's guidance in the pitching circle to turn in one of the most successful rookie campaigns in program history. Silkwood set the MSU freshman record for strikeouts in a season with 167 and set the rookie single-game record with 13 whiffs against Texas Southern in the NCAA Tournament.

Following two impressive outings at No. 4/4 Tennessee, Silkwood was named the April 21 SEC Pitcher of the Week as well as the Feb. 17 and March 3 SEC Freshman of the Week. Alison Owen was also tabbed as the April 14 SEC Pitcher of the Week.

After becoming the winningest first-year head coach in school history (.579/33-24 record) in 2012, Stuedeman followed up with another 33-24 campaign and a second-straight NCAA Tournament bid in 2013. The 2013 Bulldogs were named an Easton Team of the Year, joining Women's College World Series participants Florida and Texas.

During 2013, Owen's first year on the active roster, she became the first pitcher in school history to receive SEC Pitcher of the Week honors in consecutive weeks, earning the nods on Feb. 25 and March 4. Owen established the single-game Mississippi State record for strikeouts with 16 against SIU-Edwardsville on Feb. 24 and was selected as the March 5 CollegeSportsMadness.com National Pitcher of the Week.

Stuedeman guided the pitching staff to a pair of no-hitters in 2013, the most by the program in a year since tossing four in 2006.

Offensively, Stuedeman's aggressive approach helped the team tie the program record for stolen bases per game with 2.00 and total the second-most swipes in a campaign in MSU history with 114. The approach at the plate translated into a program-record 51 home runs, besting the previous mark by four.



## COACHES & STAFF | HEAD COACH VANN STUEDEMAN

Stuedeman helped Owen earn a spot on the NFCA All-South Region Second Team at the end of the year. Owen was joined on the squad by Logan Foulks and Sam Lenahan. It was only the fourth time in program history having three or more selections.

The pitching development and philosophies Stuedeman brought from the University of Alabama, where she was known as a pitching genius in 11 years as the Crimson Tide pitching coach, paid huge dividends during her initial season. She took a school record-high 4.90 earned-run average from 2011 and with the same group of five pitchers, cut the ERA to 2.88 in 2012. Stuedeman also helped the pitching staff improve from 2011 to 2012 in: wins (24 to 33), complete games (12 to 20), no-hitters (zero to one), hits allowed (435 to 310), runs allowed (313 to 194), strikeouts (242 to 358), home runs allowed (50 to 27) and opponent batting average (.300 to .224).

Individually, Stuedeman coached Stephanie Becker to a career year. Against eventual Women's College World Series participant South Florida, Stuedeman called her 24th career no-hitter. Later in the year, Becker became the first Bulldog pitcher since Stephanie Comeaux in 2006 to be named SEC Pitcher of the Week after picking up three conference victories in a series sweep versus Kentucky.

Stuedeman also focused heavily on improving the defense. She succeeded, increasing the Bulldogs' fielding percentage from 2011 to 2012 by nine points (.954 to .963). Her staff gave up 154 earned runs in 2012, almost 100 fewer than the previous spring.

In 2012, Stuedeman took MSU to its first NCAA Tournament since 2009, she became one of only two first-time head coaches to make the field of 64. With 33 overall wins, Stuedeman guided MSU to its first 30-win season since 2008, despite having the fourth-toughest strength of schedule in the nation.

Fully buying into Stuedeman's system paid dividends at the end of the year, when the Bulldogs won 14 of their last 20 contests, including a 12-game winning streak from April 10 - May 4, 2012.

Prior to the NCAA Tournament, Stuedeman led the Bulldogs to their 12th Southeastern Conference Tournament berth with 12 SEC wins, the most for MSU since 2008. For the first time since 2001, MSU swept back-to-back three-game series and won six consecutive conference games.

Outside the SEC, Stuedeman was dominant. Mississippi State won 21 non-conference games and recorded 13-straight non-conference triumphs. It was the longest streak since a school-record 16-consecutive contests to begin the 2006 season.

On the road, the 2012 Bulldogs broke the school record for true road wins in a season with number 13 coming at Auburn on May 4, 2012. The eight SEC road wins were the most for the Bulldogs since eight in 2001.

Within Mississippi, Stuedeman has shined brightest. Stuedeman has only dropped two games to in-state foes during her tenure, while winning seven of her nine meetings with Ole Miss.

One of the key principles under Stuedeman has been having success in the late innings. The 2012 club outscored opponents 64-31 after the fifth. State went 9-7 in one-run games, its best winning percentage in one-run games since 2002. The Bulldogs were unbeaten when leading late during the year, finishing 21-0 when ahead after the fifth inning.

Offensively in her first year, Stuedeman oversaw a lineup that set a then-school record for single-season walks (202), while finishing in the top 10 in runs, home runs, slugging percentage and stolen bases. Stuedeman coached MSU's first SEC Player of the Week since 2010, two SEC Players of the Week in the same season for the first time since 2004 and MSU's second National Player of the Week.

Prior to her arrival in Starkville, Stuedeman helped Alabama claim three SEC regular-season titles en route to reaching the Women's College World Series six times.

As an assistant coach since 2001, Stuedeman helped the Crimson Tide go 579-150 from 2000-11 (.794), including a sparkling 243-70 record inside the SEC. Stuedeman anchored a staff that had an ERA under 2.00 in eight of her 11 campaigns, struck out an average of 485 batters per season and held opponents scoreless in 221 games. The 2011 staff led the SEC in ERA, giving Stuedeman's staff a top-20 ERA nationally in five of the previous six seasons before she left Alabama.

Stuedeman coached six All-American pitchers with 11 All-America and All-SEC honors while in Tuscaloosa. Under her instruction, Tide pitchers registered 23 no-hitters, including three perfect games. Three times Stuedeman coached the

SEC Pitcher of the Year, while racking up 19 SEC Pitcher of the Week honors. She also coached two SEC Freshman of the Year and one SEC Tournament Most Valuable Player.

In 2011, Stuedeman tutored the pitching staff to a 1.69 ERA, a 53-10 record and third-place finish at the Women's College World Series. The staff included a pair of All-American pitchers in Kelsi Dunne and Jackie Traina. Dunne, a volunteer assistant coach at Mississippi State in 2012, capped her career with a 29-5 record and a 1.42 ERA. The right-hander struck out 331 batters and held opponents to a school-record .146 average. Dunne also tossed three no-hitters and posted 11 shutouts. Traina went 19-5 with a 1.70 ERA, adding 190 strikeouts in 156.1 innings with two no-hitters, three shutouts and four saves.

Prior to joining Alabama, Stuedeman coached at West Alabama, Alabama-Huntsville and East Limestone High School. The Birmingham, Ala., area native graduated in 1994 from Huntingdon College, where she helped the Hawks to two third-place finishes at the national tournament (1992 and 1994). The 1994 All-American was inducted into her alma mater's Hall of Fame on Oct. 8, 2011.

Stuedeman served as a graduate assistant at the University of West Alabama from 1995-96 while earning her master's degree in elementary education, helping lead the team to the Gulf South Conference championship in 1995 while the team's head coach was away from the team on maternity leave. The championship and winning season was the first in the '90s for the West Alabama program.

After spending two seasons at UWA, Stuedeman went to the University of Alabama-Huntsville for three years as an assistant for her sister, Les Stuedeman, and worked with pitchers and outfielders. During her stint, the UAH pitching staff ranked in the top five in Division II in ERA. She helped lead the program to two Gulf South Conference championships, three NCAA Regional appearances and a trip to the 1999 Division II National Tournament. She was also part of the staff that was named South Region Coaching Staff of the Year in 1999.

She then accepted the head coaching position at East Limestone High School, in Athens, Ala., where she led the team to its first winning season since 1994.



**STUEDEMAN'S CAREER CAPSULE**

Year	Record	SEC Record	SEC Finish	Accomplishments
2017	36-33	10-14	9th	Returned to postseason contention with fifth NCAA Tournament appearance in the last six years; Earned 36 wins and earned four SEC series wins over the last five weekends, including defeating No. 16 Kentucky, No. 19 Georgia and No. 24 Arkansas; It was the most SEC series wins since 2012; Played 26 ranked opponents and earned nine wins; The nine wins over ranked opponents ties for the most in school history; Earned a total of 10 SEC victories to finish ninth in the league, its highest finish under Coach Studeman; Reeled off 16 straight wins to tie the school record that was set in 2006; Set an attendance record with 2,946 fans over MSU's SEC opening weekend; Finished the season ranked 33rd in the RPI; Finished 28th nationally with a 2.15 ERA; Senior Alexis Silkwood became the 13th Bulldog in program history to be taken in the NPF Draft, going to the Akron Racers as the 24th pick; Silkwood left MSU as the career leader in wins, strikeouts, complete games, innings pitched and appearances; She led the SEC and ranked eighth nationally with five saves; Caroline Seitz earned All-SEC First Team honors, becoming the 19th student-athlete in school history and the first since 2010 to win the laurel; Seitz earned SEC, Louisville Slugger NFCA and USA Softball Player of the Week honors on April 18 to become the second player in school history and the first since 2004 to win all three honors in the same week; Amanda Ivy was honored with SEC All-Defensive Team accolades; Seitz and Silkwood both earned NFCA All-South Region Second Team honors.
2016	26-31	3-21	12th	Earned 26 total wins while taking on the third-toughest schedule in the nation, as five of their eight SEC series came against teams that participated in the 2015 Women's College World Series; Finished the season ranked 39th in the RPI; Played 23 contests against Top 25 opponents; Earned three victories against Top 25 opponents, including wins against No. 3 Auburn and No. 11 LSU, both who went on to play in the 2016 WCWS; Program finished fourth in the SEC and 53rd nationally with 0.21 triples per game; Senior Kayla Winkfield became the 12th Bulldog in program history to be taken in the NPF Draft, going to the Pennsylvania Rebellion with the 35th pick; Winkfield also finished the season leading the SEC and standing sixth in the nation with six triples; Sophomore Sarai Niu topped the SEC and stood 11th nationally with 0.40 hit by pitches per game.
2015	36-21	10-14	10th	Produced a fourth-straight bid to the NCAA Tournament, tied for the second longest stretch since 2002-05; In Program history, MSU has appeared in 12 NCAA Tournaments in 16 seasons, the third most in the SEC; Recorded 36 wins, tied for the top five in program history; faced 22 ranked opponents with 8 wins, including a win over the number one ranked team, LSU; Claimed a new program attendance record; Set the school record for batting average with .318( 460-1448); owns the top spot in program history for home runs with 52; set the record for slugging percentage with .503; shattered program history for on-base percentage with .416; Caroline Seitz placed third in program history for slugging percentage with .614; Alexis Silkwood was named SEC Pitcher of the Week two times; Julia Echols was named to the Capital One Academic All- America; Julia Echols, Alexis Silkwood and Mackenzie Toler were all named to the South All- Region Team.
2014	39-21	10-14	10th	Qualified for third-straight NCAA Tournament, the longest streak for the program since 2007-09; earned NCAA Tournament win for second-straight year with triumph over Texas Southern; 39 victories tied for the third most in program history; claimed eight wins versus ranked opponents, tied for the second most in a year; started the year with a 15-game winning streak, second-longest year-opening stretch in program history; Caroline Seitz and Alexis Silkwood were named to the SEC All-Freshman Team; Seitz was a Top 25 Finalist for the inaugural NFCA Freshman of the Year Award; Seitz selected as an NFCA All-South First Team member, the sixth freshman in program history to receive all-region accolades; Bulldogs received four SEC weekly honors, tied with the 2008 and 2004 squads for the second most in program history.
2013	33-24	8-16	11th	Earned first NCAA Tournament win since 2008 with 2-1 victory against Mississippi Valley State; recorded consecutive years of 30 or more wins for the first time since 1998-2008; named one of three Easton Teams of the Year, joining Women's College World Series participants Florida and Texas; Sam Lenahan named Easton Second Team All-American, becoming the first Bulldog with Easton All-America accolades since 2001; Logan Foulks, Lenahan and Alison Owen receive National Fastpitch Coaches Association All-South Region Second Team honors, the most selections on the team since 2009; Owen named the College Sports Madness National Pitcher of the Week for March 5, becoming the third player in program history to earn a national weekly honor.
2012	33-24	12-16	8th	Took MSU to first NCAA Tournament appearance since 2009; first 30-win season for the Bulldogs since 2008; swept back-to-back three-game series (at Ole Miss and versus Kentucky) for the first time since March of 2011; won 13-straight non-conference games, the longest such streak since 16 in 2006; Jessica Cooley named SEC Player of the Week on March 5, the first Bulldog to receive the honor since 2010; Stephanie Becker threw the 13th no-hitter in program history on Feb. 24; Ka'ili Smith and Sam Lenahan earned NFCA All-South Region First Team selections.



**Stuedeman's Last 17 Years As A Collegiate Coach**

Year	Record	Winning %	SEC	Winning %	Finish	NCAA Tournament
2001	50-11	.820	24-6	.800	2nd	2-2 at Regional
2002	46-21	.687	22-8	.733	2nd	0-2 at Regional
2003	49-21	.700	22-8	.733	2nd	4-0 at Regional, 0-2 at WCWS
2004	45-20	.692	18-12	.600	5th	3-2 at Regional
2005	63-15	.808	23-7	.767	2nd	3-0 at Regional, 2-0 at SR, 1-2 at WCWS
2006	54-11	.831	25-4	.862	1st	3-0 at Regional, 2-0 at SR, 0-2 at WCWS
2007	55-10	.846	21-6	.778	3rd	4-1 at Regional, 0-2 at SR
2008	58-8	.879	25-3	.893	2nd	3-0 at Regional, 2-0 at SR, 2-2 at WCWS
2009	54-11	.831	21-6	.778	2nd	3-0 at Regional, 2-0 at SR, 2-2 at WCWS
2010	52-11	.825	23-4	.852	1st	3-0 at Regional, 1-2 at SR
2011	53-11	.828	19-6	.760	1st	3-0 at Regional, 2-1 at SR, 2-2 at WCWS
2012	33-24	.579	12-16	.429	T-7th	0-2 at Regional
2013	33-24	.579	8-16	.333	5th	1-2 at Regional
2014	39-21	.650	10-14	.417	10th	1-2 at Regional
2015	36-21	.632	10-14	.417	10th	1-2 at Regional
2016	26-31	.456	3-21	.125	12th	N/A
2017	36-22	.621	10-14	.417	9th	0-2 at Regional
<b>TOTALS</b>	<b>782-293</b>	<b>.727</b>	<b>284-149</b>	<b>.656</b>	<b>16 Appearances (6 WCWS), 52-34 (.604)</b>	

**NFCA All-America Pitchers Under Stuedeman**

Name	Year	Team	W-L	ERA	K
Shelley Laird	2001	Second	32-7	1.06	242
Stephanie VanBrakle	2005	Second	34-7	1.34	341
Stephanie VanBrakle	2006	Second	28-6	1.19	345
Chrissy Owens	2007	Third	24-5	1.30	144
Kelsi Dunne	2008	Third	26-6	1.44	275
Charlotte Morgan	2008	First	18-2	1.27	69
Kelsi Dunne	2009	First	28-5	1.63	258
Charlotte Morgan	2009	First	18-6	1.80	124
Kelsi Dunne	2010	Third	30-6	1.97	355
Kelsi Dunne	2011	First	29-5	1.42	331
Jackie Traina	2011	First	19-5	1.70	190





## MSU'S RECORD WHEN ... UNDER STUEDEMAN

	2017	All-Time
In day games:	24-17	136-81
In night games:	12-5	68-62
In extra innings:	1-2	11-15
vs. left-handed starter:	9-3	23-16
vs. right-handed starter:	27-19	180-127
Starter receives decision:	29-18	151-111
Reliever receives decision:	7-4	45-24
Starter goes 5+ innings:	26-14	146-63
Starter goes less than 5 innings:	10-8	58-79
Scoring first:	23-6	139-38
Opponent scores first:	13-16	64-105
Leading after 5 innings:	27-2	136-10
Trailing after 5 innings:	2-17	18-101
Tied after 5 innings:	3-2	21-20
Leading after 6 innings:	25-1	126-7
Trailing after 6 innings:	3-17	9-101
Tied after 6 innings:	2-2	21-14
vs. ranked opponents:	9-16	33-94
vs. Top-10 opponents:	1-8	13-36
In one-run games:	6-5	45-46
In two-run games:	5-5	30-21
Coming from behind:	15-0	75-0
Scoring 0-2 runs:	5-15	30-93
Scoring 3-5 runs:	15-5	66-43
Scoring 6-9 runs:	14-2	83-8
Scoring 10+ runs:	2-0	26-0
Opponent scores 0-2 runs:	27-4	145-22
Opponent scores 3-5 runs:	9-9	48-56
Opponent scores 6-9 runs:	0-7	12-45
Opponent scores 10+ runs:	0-2	0-17
Collecting 0-3 hits:	2-6	15-37
Collecting 4-6 hits:	8-9	52-61
Collecting 7-9 hits:	13-5	68-32
Collecting 10-12 hits:	6-1	50-7
Collecting 13+ hits:	7-1	20-3
Out-hit opponent:	27-4	165-34
Out-hit by opponent:	7-14	22-92
Hits are equal:	2-4	16-17
Without hitting a home run:	21-15	93-98
Hitting a home run:	15-7	106-45
Opponent doesn't hit a home run:	21-11	137-54
Opponent hits a home run:	15-11	66-90
Errorless:	17-7	88-47
Committing one error:	12-6	65-46
Committing 2+ errors:	7-9	41-50
Opponent is errorless:	11-6	61-65
vs. SEC:	10-14	53-95
vs. SEC East:	6-3	21-51
vs. SEC West:	4-13	33-49
vs. Non-Conference:	26-8	149-45
Game 1 of weekend series:	4-4	19-32
Game 2 of weekend series:	3-5	21-30
Game 3 of weekend series:	3-5	20-31
On Monday:	1-0	5-2
On Tuesday:	4-0	22-6
On Wednesday:	3-2	18-11
On Thursday:	2-1	13-4
On Friday:	11-7	43-46
On Saturday:	11-4	61-42
On Sunday:	4-8	42-32
In February:	12-3	68-18
In March:	14-7	69-50
In April:	8-8	53-42
In May:	2-4	10-29
In June:	0-0	0-0

## MSU VS. OPPONENTS UNDER STUEDEMAN (BY STATE)

<b>ALABAMA (29-34):</b> ALABAMA (4-14) ALABAMA A&M (1-0) ALABAMA STATE (1-0) AUBURN (4-11) JACKSONVILLE STATE (4-0) SAMFORD (8-0) SOUTH ALABAMA (2-5) TROY (2-0) UAB (3-4)	<b>MICHIGAN (0-1):</b> MICHIGAN (0-1)
<b>ARKANSAS (14-4):</b> ARKANSAS (10-3) CENTRAL ARKANSAS (4-1)	<b>MINNESOTA (0-1):</b> MINNESOTA (0-1)
<b>CALIFORNIA (2-4):</b> CAL STATE FULLERTON (0-3) FRESNO STATE (1-0) LONG BEACH STATE (0-1) UC SANTA BARBARA (1-0)	<b>MISSISSIPPI (30-6):</b> ALCORN STATE (2-0) JACKSON STATE (5-0) MISSISSIPPI (8-6) MISSISSIPPI VALLEY STATE (9-0) SOUTHERN MISS (6-0)
<b>FLORIDA (7-11):</b> FLORIDA (2-9) FLORIDA ATLANTIC (2-0) FLORIDA GULF COAST (1-0) FLORIDA STATE (0-1) NORTH FLORIDA (2-0) SOUTH FLORIDA (0-1)	<b>MISSOURI (5-8):</b> MISSOURI (2-8) SAINT LOUIS (2-0) SOUTH EAST MISSOURI (1-0)
<b>GEORGIA (13-9):</b> GEORGIA (5-7) GEORGIA SOUTHERN (3-0) GEORGIA STATE (3-1) GEORGIA TECH (1-0) KENNESAW STATE (1-1)	<b>NEW YORK (7-1):</b> COLUMBIA (1-0) HOFSTRA (1-0) LIU-BROOKLYN (3-0) FORDHAM (1-1) SYRACUSE (1-0)
<b>ILLINOIS (8-3):</b> DEPAUL (0-1) EASTERN ILLINOIS (2-0) ILLINOIS (1-1) SIU-EDWARDSVILLE (3-1) SOUTHERN ILLINOIS (2-0)	<b>OHIO (2-0):</b> MIAMI (1-0) OHIO (1-0)
<b>INDIANA (1-0):</b> NOTRE DAME (1-0)	<b>OREGON (0-1):</b> PORTLAND STATE (0-1)
<b>IOWA (3-0):</b> IOWA (3-0)	<b>OKLAHOMA (0-1):</b> OKLAHOMA (0-1)
<b>KANSAS (1-0):</b> WICHITA STATE (1-0)	<b>PENNSYLVANIA (4-0):</b> PENN STATE (4-0)
<b>KENTUCKY (11-11):</b> KENTUCKY (6-10) MURRAY STATE (1-0) NORTHERN KENTUCKY (2-0) WESTERN KENTUCKY (2-1)	<b>SOUTH CAROLINA (8-6):</b> CHARLESTON SOUTHERN (1-0) COLLEGE OF CHARLESTON (2-0) SOUTH CAROLINA (5-6)
<b>LOUISIANA (15-17):</b> LOUISIANA (0-1) LOUISIANA LAFAYETTE (0-1) LSU (4-12) LA TECH (3-0) MCNEESE STATE (1-1) NICHOLS STATE (1-0) NORTHWESTERN STATE (0-2) SOUTHEASTERN LOUISIANA (6-0)	<b>TENNESSEE (19-10):</b> AUSTIN PEAY (1-0) CHATTANOOGA (1-0) LIPSCOMB (3-0) MEMPHIS (6-0) MIDDLE TENNESSEE (2-0) TENNESSEE (2-10) TENNESSEE TECH (3-0) UT MARTIN (1-0)
<b>MARYLAND (3-0):</b> MARYLAND (3-0)	<b>TEXAS (14-12):</b> BAYLOR (0-4) HOUSTON (2-1) INCARNATE WORD (1-0) LAMAR (1-0) STEPHEN F. AUSTIN (2-0) TEXAS (0-2) TEXAS A&M (4-5) TEXAS SOUTHERN (1-0) TEXAS STATE (1-0) TEXAS TECH (1-0) UTSA (1-0)
<b>MASSACHUSETTS (1-0):</b> UMASS (1-0)	<b>UTAH (1-2):</b> BYU (0-2) WEBER STATE (1-0)
	<b>VIRGINIA (1-0):</b> LONGWOOD (1-0)
	<b>WEST VIRGINIA (3-0):</b> MARSHALL (3-0)

# SAMANTHA RICKETTS



## THE RICKETTS FILE

### Personal:

**Hometown:** San Jose, Calif.

**High School:** Archbishop Mitty HS

**Undergraduate:** Oklahoma, 2009

**Degree:** B.A. in Sociology

**Graduate:** Oklahoma, 2011

**Degree:** M.E. in Adult Higher Education

### Coaching Career:

**Assistant Coach, Mississippi State, 2015-Present**

Assistant Coach, Wichita State, 2012-14

Graduate Assistant, Oklahoma, 2009-11

### Mississippi State Coaching Highlights:

- Two NCAA Regional appearance (2015, 2017)
- Five NFCA All-South Region selections
- 35 SEC All-Academic Team picks
- 13 SEC Freshman Academic Honor Roll honorees
- One All-SEC honoree (Caroline Seitz, 2017)
- One SEC All-Defense team selection (Amanda Ivy, 2017)

### Wichita State/Oklahoma Coaching Highlights:

- 2011 Women's College World Series appearance (Oklahoma)
- 2011 Big 12 Tournament Champions
- 2010 NCAA Regional Champions (Oklahoma)
- Six All-America selections (Oklahoma)
- Helped Wichita State reach 2014 NCAA Regional, first in school history
- A member of the 2014 Missouri Valley Conference Coaching Staff of the Year
- Nine NFCA All-Region selections (Oklahoma - 7, Wichita State - 2)

## Assistant Coach • Fourth Season

@Coach\_Ricketts

Samantha Ricketts enters her fourth year as a member of the Mississippi State coaching staff after spending the three years prior as an assistant coach at Wichita State University. Ricketts works with Bulldog hitters and has game management and recruiting responsibilities.

In her first season in charge of the MSU offense, State set new single-season records for home runs (54), batting average (.312), slugging percentage (.495), RBIs (294) and on-base percentage (.416). MSU also finished second in the single-season record books for runs scored (326), doubles (84) and hit by pitches (72). State's 753 total bases in 2015 ranked third in the MSU single-season record books.

In 2014 without Ricketts on the MSU staff, just two Bulldogs hit over .300, while in 2015 with Ricketts, nine Bulldogs hit over .300 (min. 5 AB).

During the 2016 season, Ricketts' leadership led senior Kayla Winkfield to a .330 average and an SEC-leading six triples, which finished Top 10 in the nation. For her career, Winkfield finished in MSU's Top 10 for triples (10) and stolen bases (75).

Ricketts is also responsible for the rise of Bulldog star Caroline Seitz, who has put her name in numerous categories throughout the MSU record book. Seitz entered her senior season, Seitz is fifth in home runs (28), slugging percentage (.564) and doubles (43), while seventh in RBI (122) and tied for ninth in total bases (314).

In her most recent season, Ricketts produced five starters that hit better than .300 to help lead the Bulldogs back to a NCAA Regional berth. Under Ricketts tutelage, transfer infielder Reggie Harrison knocked 15 doubles, the ninth most over a single season. Harrison held a 0.26 doubles per game average to rank fifth amongst the SEC.

Ricketts guided Seitz to a breakout senior season that earned the Birmingham, Ala., native First Team All-SEC honors. Seitz was the first Bulldog to win the laurel since Chelsea Bramlett in 2010. She also brought home NFCA All-South Region Second Team honors.

Seitz turned in a phenomenal performance on the road at No. 19 Georgia as she went 7-for-10 with 14 RBI, four home runs (two grand slams), four runs scored and a scorching 1.900 slugging percentage. She became the first player in school history to hit four home runs in a SEC weekend series and the first to hit grand slams in back-to-back games.

Her efforts earned her SEC, Louisville Slugger NFCA and USA Softball Player of the Week honors. She became just the second player in school history to win all three in the same week, joining former Bulldog All-American Iyha McMichael (2004).

Seitz closed her career in the Maroon and White ranking in the Top 10 in 12 categories, including tied for second all-time in home runs (37) and grand slams (2), third in doubles (53), fourth in RBI (166), fifth in slugging percentage (.554) and eighth in hits (230).

With the Shockers, Ricketts worked with the team's hitters and consistently improved their production. Her last spring at WSU was her most successful as she helped the Shockers increase their overall win total by 15 from 2013 to 2014. Wichita State finished 21-6 in the Missouri Valley Conference (MVC) in 2014 to win the program's first regular-season league title.

Ricketts was part of the MVC Coaching Staff of the Year, helping to improve the Shockers from the ninth place in 2012, to eighth place in 2013, to MVC champs in 2014.

Individually, Ricketts produced five starters who each hit better than .300 in 2014 after the squad did not have a batter hit over .300 in 2013. The Shockers scored 138 more runs, smashed 26 more home runs, hit 11 more doubles and added seven more triples last spring than in the 2013 season. Overall, the 2014 team established the program single-season records

for batting average, slugging percentage, on-base percentage, runs scored, hits, doubles, home runs, runs batted in and total bases.

Under Ricketts' guidance, Cacy Williams was a National Fastpitch Coaches Association (NFCA) All-Midwest Region First-Team honoree in 2014 as well as becoming the first student-athlete in MVC history to receive Player of the Year and Newcomer of the Year honors from the league. She broke the Wichita State single-season records for batting average (.424), slugging percentage (.812), on-base percentage (.531), total bases (138), runs scored (57), home runs (16) and RBI (47). Brittany Fortner joined Williams on the MVC First Team and was an NFCA All-Midwest Region Second-Team selection. She tallied 14 doubles, two shy of the program record, and finished with a .358 batting average, 62 hits, 35 RBI and a .578 slugging percentage.

In 2013, her second season at Wichita State, Ricketts oversaw a 12-point jump in team batting average from 2012 while helping the squad to 17 more doubles and seven additional home runs. She also helped Erin Carney earn a spot on the All-MVC First Team.

During her first year with the Shockers, Ricketts coached Rachel Milnark and Sydney Stuever to Second Team All-MVC accolades.

At the conclusion of her four-year Oklahoma playing career in 2009, Ricketts was the record holder in career home runs (48) and runs batted in (239) while ranking third in extra-base hits (97), total bases (444), slugging percentage (.645) and on-base percentage (.461). She started 192 consecutive games and ended her career as the Big 12 career RBI leader.

On the field, Ricketts was a four-time All-Big 12 first team selection, a two-time All-American and a two-time Academic All-Big 12 first team honoree. In 2009, she was named to the NFCA All-American Team and NFCA All-Central Region first team pick and was a top-10 finalist for the Lowe's Senior Class Award.

In 2008, she was named to the Preseason USA Softball National Player of the Year Watch List and ESPN.com's Preseason All-America second team. Ricketts ended her junior season with All-Big 12 Tournament honors.

As a sophomore in 2007, Ricketts was a second-team All-American and first team NFCA All-Midwest Region selection. She became the first Sooner to be a top-three finalist for the USA Softball Player of the Year award after topping all Division I players in runs batted in during the regular season. She was the lone freshman in 2006 to earn All-Big 12 first team honors and was selected as a member of the NFCA All-Midwest Region squad.

Ricketts began her coaching career on the Oklahoma softball staff as a graduate assistant coach, in 2010 and 2011. During that time she played in the National Pro Fastpitch (NPF) league with the Akron Racers. She was the 12th overall pick in the 2009 NPF Draft.

The former NPF star made her return to the pro scene this past spring, as she joined the coaching staff of the USSSA Pride for the 2016 season. With the help of Ricketts, the Pride reached the NPF Championship Series against the Chicago Bandits.

The San Jose, Calif., product earned her bachelor's degree in sociology from the University of Oklahoma in 2009 and her master's of education in adult higher education with an emphasis in intercollegiate athletic administration in December of 2011.

Ricketts has three younger siblings who played collegiate athletics. Her sister Stephanie graduated in 2012 after an All-American pitching career at the University of Hawai'i and her sister Keilani graduated from the University of Oklahoma and is playing for the USSSA Pride of the NPF and Shokki Softball in Japan. Keilani was the 2012 and 2013 USA Softball Collegiate Player of the Year. Her younger brother Richard played football at the Air Force Academy.

# TYLER BRATTON



## THE BRATTON FILE

### Personal:

**Hometown:** West Point, Miss.

**High School:** Oak Hill Academy

**Undergraduate:** Mississippi State, 2007

**Degree:** B.A. in Secondary Education

**Graduate:** Mississippi State, 2009

**Degree:** M.A. in Sport Administration

### Coaching Career:

**Assistant Coach, Mississippi State, 2014-Present**

Director of Operations, Mississippi State Baseball, 2009-13

Student Assistant Coach, Mississippi State Baseball, 2008

### Mississippi State Coaching Highlights:

- Three NCAA Regional appearance (2014-15; 2017)
- Six NFCA All-South Region selections
- Two All-SEC Freshman Team honorees
- 48 SEC All-Academic Team picks
- 16 SEC Freshman Academic Honor Roll honorees
- One All-SEC honoree (Caroline Seitz, 2017)
- One SEC All-Defense team selection (Amanda Ivy, 2017)

### Mississippi State Baseball Coaching Highlights:

- 2013 College World Series Championship runner-up
- 2012 SEC Tournament Champions
- Three NCAA Regional appearances (2011-13)
- Six All-America selections
- Three Freshman All-American selections
- Four NBCA All-Region selections
- 21 MLB Draft picks
- Five All-SEC honorees

## Assistant Coach • Fifth Season

@CoachTbratt

Tyler Bratton is in his fifth season as an assistant coach with the Mississippi State softball program as head coach Vann Stuedeman used a face familiar to Starkville to fill her coaching void in December of 2013.

Bratton, who works with outfielders and defense, and has game management and recruiting responsibilities, is a 2007 Mississippi State graduate and spent the previous five years working with the Bulldog baseball program as its coordinator of baseball operations.

The MSU outfield has committed just 18 errors and has posted a fielding percentage of .976 over the past four seasons under Bratton.

Over Bratton's fourth season, MSU's defense turned in a .965 fielding percentage, which tied the 2003 squad for the fourth-highest fielding percentage in program history and was the highest fielding percentage by the team since Bratton's debut season in 2014. MSU fielders also turned 19 doubles plays, while seven Bulldogs turned in error-free performance for the season.

Bratton's guidance earned Amanda Ivy a spot on the All-SEC Defensive Team, becoming the first player in program history to reel the laurel. Ivy robbed opponents of home runs three times over the season, with her wall-crashing catch against No. 24 Arkansas, which was voted SEC Softball Catch of the Year, highlighted the group. She earned national exposure with the play with a spot at No 6 on SportsCenter's Top 10 and the third top play on NCAA's weekly top 10.

Ivy also showcased her arm over the season with three assists from the outfield, while adding 45 putouts. She closed her career ranking tied for fifth in program history with a .985 fielding percentage.

Caroline Seitz also earned MSU's first All-SEC First Team laurel since 2010. Strong defensive, Seitz only committed four errors in 195 chances for a .979 fielding percentage as a senior. The third baseman also turned four double plays.

Bratton's third season with the softball Bulldogs, MSU fielders turned 18 double plays, moving his career total to 50. A total of 17 fielders posted a perfect 1.000 fielding percentage and the Dogs registered 16 error-free contests.

In his second season with the program in 2015, MSU turned 22 double plays, which ranked third in the Southeastern Conference as nine different Bulldogs contributed to the 22 twin killings.

During his debut campaign with the softball squad, Bratton instilled a toughness in the team that helped carry it to a program third-best 39 victories. MSU earned eight wins against ranked opponents, tied for the second most in a year in program history.

With a 2-0 victory on April 18 at No. 4 Tennessee, Mississippi State earned its third-straight victory against a top-five opponent after downing No. 3/2 Alabama on April 12-13. It was the first time the Bulldogs had won three consecutive games against ranked foes since taking seven straight from April 9-May 13, 2004, and the first time ever winning three straight against top-five opponents.

The Bulldogs also qualified for the NCAA Tournament for the third-straight season, the longest such stretch for the program since 2007-09.

Bratton's approach of not moving in the batter's box paid dividends as the Bulldogs set the program record for hit by pitches in a season with 88. MSU set the Southeastern Conference Tournament single-game record eight HBP's during the opener against No. 16 Kentucky.

He aided in the development of freshman third baseman Caroline Seitz, who was a Top 25 Finalist of the inaugural National Fastpitch Coaches Association (NFCA) Freshman of the Year Award and an NFCA All-South Regional First Team selection as well as a Southeastern Conference All-Freshman Team pick.

Bratton also helped freshman Katie Anne Bailey become one of MSU's most reliable hitters in key situations. She drove in the game-winning run against No. 8 Kentucky with a pinch-hit walk-off single to give Mississippi State its first SEC win of the campaign and plated the winner against No. 3 Alabama with a sacrifice fly in the bottom of the 10th inning.

With Bulldog baseball, Bratton consistently organized a top-10 strength of schedule, coordinated team travel arrangements and acted as the program's liaison with adidas. The West Point, Miss., native also aided in on-campus recruiting efforts, directed the team's video operations and oversaw all tasks associated with the day-to-day operation of the MSU baseball program.

Bratton was a three-year standout in baseball and football, playing outfield for Bill Miley at Oak Hill Academy in nearby West Point. He continued his baseball career in 2003 and 2004 at East Mississippi Community College, where he was coached by Bill Baldner.

Bratton then came to MSU, earning a spot on Ron Polk's team as an outfielder in 2006. That Mississippi State squad ascended to a No. 1 in-season national ranking and advanced to the finals of the NCAA Clemson Regional.

At Mississippi State, Bratton earned an undergraduate degree in secondary education in 2007 and, in 2009, completed MSU graduate degree studies in sports administration.





**JESSICA  
COOLEY**

**Personal:**

**Hometown:** Birmingham, Ala.  
**High School:** Oak Mountain HS  
**Undergraduate:** Mississippi State, 2014  
**Degree:** B.S. in Marketing  
**Graduate:** Mississippi State, 2016  
**Degree:** M.S in Sport Administration

**Director of Operations • Second Season**

**@Jcool002**

Once an All-American and All-SEC standout, former Bulldog great Jessica Cooley is back in Starkville as MSU softball's director of operations, head coach Vann Stuedeman announced in August 2016.

A Birmingham, Ala., native, Cooley will serve as the program's primary liaison with adidas, coordinate all team travel and manage player relations. In addition, Cooley also oversees the MSU softball team managers.

Cooley starred on the diamond for the Bulldogs from 2010-13, finishing her time in the Maroon and White as one of the most prolific power hitters in program history. She still holds the school record for most career grand slams (3), while her 27 home runs stand sixth in the MSU record books. She tallied 15 homers in 2012, which is third in MSU single-season history, while her 10 bombs in her senior campaign tie Sam Lenahan's 2014 campaign for most single-season home runs by an MSU senior.

She also still stands as the only player in SEC history to record four multi-home run games in a single season (2012).

On March 6, 2012, she was tabbed as the USA Softball Player of the Week. She joined former MSU All-American and SEC Player of the Year Iyhia McMichael as the only two in school history to receive the national honor. That same year, she earned CollegeSportsMadness Third-Team All-American laurels.

She was also a star in the classroom, as she was named Academic All-SEC all four years at State and earned a spot on the 2013 SEC Community Service Team.

The daughter of Mark and Candy Cooley, she was born Jessica Ashley Cooley on April 25, 1991, in Birmingham, Ala. She has two sisters, Lindsay Gornto and Katie Cooley Lock, an outfielder for the Bulldogs from 2004-07. Cooley graduated with her bachelor's degree in marketing in 2014 and her master's degree in sport administration in 2016.



**KAYLA  
WINKFIELD**

**Personal:**

**Hometown:** Giddings, Texas  
**High School:** Giddings HS  
**Undergraduate:** Mississippi State, 2017  
**Degree:** B.S. in Human Sciences

**Graduate Manager • First Season**

**@KaylaCamille9**

One of the most prolific infielders in program history, former Bulldog and current NPF star Kayla Winkfield returns to Starkville as MSU's softball graduate manager for the 2017 season, head coach Vann Stuedeman announced in August 2017. Winkfield previously served as a student assistant coach over the 2016 season.

The first signee under Stuedeman's career as head coach, the Giddings, Texas, native wore the Maroon and White over the 2016-13 seasons, finishing her career ranked tied seventh in stolen bases with 75 and tied for ninth with 10 triples.

Over her freshman season, Winkfield closed the year third on the team with 17 stolen bases. She registered 10 hits, six walks and scored 17 runs. She held a .333 average at the plate and helped snapped MSU's 21-game losing streak against LSU as a pinch runner when she stole a base and scored the game-winning run against the No. 12 Tigers.

She followed up that performance with 13 stolen bases as a sophomore and ranked third on the team with 106 putouts at shortstop with 58 assists. She turned in a breakout performance as a junior, ending the season with a .331 average with help of 57 hits. She also slugged nine doubles and four triples.

Winkfield closed her career by leading the SEC in triples (6) and triples per game (0.11). The senior put up a .330 average in the box with 59 hits, 36 runs scored, 17 stolen bases and a .438 slugging percentage.

She became the 12th Bulldog in program history to play professionally as she was drafted as the 35th overall pick in the 2016 National Pro Fastpitch Draft by the Pennsylvania Rebellion.

In her rookie season, she led the Rebellion in batting average (.296), slugging percentage (.417) and assists (59). In January of 2017, Winkfield was signed by the Scrap Yard Dawgs through the 2018 season.

As a Dawg, Winkfield held a .262 average at the plate with 32 hits and 23 runs scored while swiping 11 bases. In the field, she held a .963 fielding percentage with 57 putouts and 22 assists with just three errors. Her performance helped carry the Dawgs to the 2017 Cowles Cup Championship.

The daughter of William and Patricia Winkfield, she was born Kayla Camille Winkfield on April 14, 1994, in Austin, Texas. She has one sister Keanna. Winkfield earned her degree in human sciences from Mississippi State in 2017. She is currently working towards her graduate degree in human development and family science.

# | 2017 SEASON REVIEW | SEASON RESULTS

DATE	OPPONENT	W/L	SCORE	MSU R-H-E	OPPONENT R-H-E	INNINGS	OVERALL RECORD	SEC RECORD	PITCHER OF RECORD	ATT	TIME
Feb. 10	! GEORGIA STATE	W	4-0	4-8-1	0-3-2	7	1-0-0	---	Silkwood (1-0)	926	1:57
Feb. 10	! STEPHEN F. AUSTIN	W	2-0	2-5-0	0-9-1	7	2-0-0	---	Green (1-0)	926	2:20
Feb. 11	! WESTERN KENTUCKY	L	0-1	0-7-0	1-1-0	7	2-1-0	---	Knudsen (0-1)	653	1:56
Feb. 11	! STEPHEN F. AUSTIN	W	2-1	2-5-0	1-6-0	7	3-1-0	---	Silkwood (2-0)	653	1:33
Feb. 12	! GEORGIA STATE	L	1-3	1-6-1	3-6-1	(12)	3-2-0	---	Ward (0-1)	435	2:42
Feb. 16	# vs. #21 Fresno State	W	4-1	4-7-1	1-6-1	7	4-2-0	---	Silkwood (3-0)	150	2:05
Feb. 17	# vs. Cal State Fullerton	L	1-6	1-9-1	6-6-1	7	4-3-0	---	Knudsen (0-2)	150	2:20
Feb. 17	# vs. Texas Tech	W	6-3	6-6-0	3-6-4	7	5-3-0	---	Silkwood (4-0)	150	2:19
Feb. 18	# vs. Florida Gulf Coast	W	6-3	6-9-3	3-8-1	7	6-3-0	---	Silkwood (5-0)	150	2:12
Feb. 24	\$ NORTH FLORIDA	W	7-5	7-13-4	5-6-1	7	7-3-0	---	Green (2-0)	761	2:09
Feb. 24	\$ EASTERN ILLINOIS	W	4-1	4-8-1	1-4-1	7	8-3-0	---	Ward (1-1)	761	1:55
Feb. 25	\$ SOUTHERN ILLINOIS	W	5-2	5-8-0	2-6-1	7	9-3-0	---	Knudsen (1-2)	723	2:05
Feb. 25	\$ NORTH FLORIDA	W	4-1	4-7-0	1-4-0	7	10-3-0	---	Silkwood (6-0)	723	2:02
Feb. 26	\$ SOUTHERN ILLINOIS	W	6-2	6-9-2	2-2-0	7	11-3-0	---	Ward (2-1)	436	2:47
Feb. 28	at Southeastern La.	W	9-1	9-10-0	1-4-3	5	12-3-0	---	Silkwood (7-0)	323	1:47
Mar. 2	ALABAMA STATE	W	10-0	10-13-0	0-0-1	5	13-3-0	---	Knudsen (2-2)	372	1:32
Mar. 3	% SAMFORD	W	6-1	6-13-0	1-4-1	7	14-3-0	---	Knudsen (3-2)	385	2:02
Mar. 3	% UMASS	W	4-1	4-6-2	1-7-1	7	15-3-0	---	Silkwood (8-0)	335	1:53
Mar. 4	% CENTRAL ARKANSAS	W	2-1	2-6-0	1-2-0	7	16-3-0	---	Green (3-0)	548	1:38
Mar. 4	% SAMFORD	W	6-5	6-9-1	5-8-0	(12)	17-3-0	---	Silkwood (9-0)	573	3:15
Mar. 5	% CENTRAL ARKANSAS	W	8-0	8-11-2	0-1-1	5	18-3-0	---	Ward (3-1)	361	1:28
Mar. 7	TROY	W	2-1	2-4-1	1-6-0	7	19-3-0	---	Ward (4-1)	243	2:10
Mar. 10	* at #6 Texas A&M	W	5-2	5-14-1	2-4-1	7	20-3-0	1-0-0	Green (4-0)	954	2:06
Mar. 11	* at #6 Texas A&M	L	1-5	1-3-3	5-5-0	7	20-4-0	1-1-0	Silkwood (9-1)	1126	2:24
Mar. 12	* at #6 Texas A&M	L	1-3	1-3-0	3-4-2	7	20-5-0	1-2-0	Ward (4-2)	1175	2:05
Mar. 15	at Central Arkansas	W	3-1	3-13-0	1-6-0	7	21-5-0	---	Knudsen (4-2)	211	2:07
Mar. 17	* #11 ALABAMA	L	3-11	3-5-1	11-9-1	5	21-6-0	1-3-0	Green (4-1)	959	2:04
Mar. 18	* #11 ALABAMA	W	1-0	1-3-0	0-2-2	7	22-6-0	2-3-0	Ward (5-2)	1056	1:46
Mar. 19	* #11 ALABAMA	L	0-3	0-4-0	3-6-1	7	22-7-0	2-4-0	Ward (5-3)	931	2:42
Mar. 22	at Ole Miss	L	0-2	0-4-3	2-6-1	7	22-8-0	---	Ward (5-4)	978	2:01
Mar. 24	& vs. Louisiana Tech	W	5-4	5-16-1	4-3-0	7	23-8-0	---	Ward (6-4)	1392	2:10
Mar. 24	& vs. #13 Oklahoma	L	3-5	3-3-4	5-7-2	7	23-9-0	---	Silkwood (9-2)	1392	2:09
Mar. 25	& vs. UAB	W	8-0	8-8-1	0-3-2	6	24-9-0	---	Ward (7-4)	768	2:12
Mar. 28	at Southern Miss	W	3-2	3-5-1	2-3-1	7	25-9-0	---	Knudsen (5-2)	841	1:58
Mar. 29	MVSU	W	8-0	8-15-2	0-4-1	6	26-9-0	---	Silkwood (10-2)	402	2:00
Mar. 31	* at #10 LSU	L	2-7	2-7-2	7-8-1	7	26-10-0	2-5-0	Silkwood (10-3)	1919	2:12
Apr. 1	* at #10 LSU	L	0-1	0-3-1	1-3-2	7	26-11-0	2-6-0	Ward (7-5)	2429	1:52
Apr. 2	* at #10 LSU	L	1-4	1-1-1	4-7-2	7	26-12-0	2-7-0	Knudsen (5-3)	1740	1:57
Apr. 5	JACKSON STATE	W	14-0	14-10-2	0-4-5	5	27-12-0	---	Silkwood (11-3)	193	1:36
Apr. 7	* SOUTH CAROLINA	L	0-3	0-5-2	3-8-0	7	27-13-0	2-8-0	Ward (7-6)	621	1:45
Apr. 8	* SOUTH CAROLINA	W	6-4	6-10-0	4-6-2	7	28-13-0	3-8-0	Silkwood (12-3)	1413	2:25
Apr. 9	* SOUTH CAROLINA	W	5-2	5-7-0	2-5-0	7	29-13-0	4-8-0	Knudsen (6-3)	590	1:55
Apr. 14	* at #19 Georgia	W	9-4	9-12-1	4-4-3	7	30-13-0	5-8-0	Knudsen (7-3)	785	2:23
Apr. 15	* at #19 Georgia	L	6-7	6-8-0	7-11-0	7	30-14-0	5-9-0	Silkwood (12-4)	904	2:46
Apr. 16	* at #19 Georgia	W	5-2	5-3-0	2-5-2	7	31-14-0	6-9-0	Silkwood (13-4)	705	2:15
Apr. 18	at Alcorn State	W	6-0	6-10-0	0-2-3	7	32-14-0	---	Green (5-1)	214	2:01
Apr. 22	* ARKANSAS	W	3-0	3-6-1	0-6-1	7	33-14-0	7-9-0	Knudsen (8-3)	632	1:54
Apr. 23	* ARKANSAS	L	4-5	4-9-2	5-7-1	7	33-15-0	7-10-0	Silkwood (13-5)	447	2:09
Apr. 24	* ARKANSAS	W	4-3	4-7-0	3-8-1	7	34-15-0	8-10-0	Silkwood (14-5)	546	2:20
Apr. 28	* at #9 Auburn	L	2-4	2-6-2	4-4-3	7	34-16-0	8-11-0	Ward (7-7)	2140	1:51
Apr. 29	* at #9 Auburn	L	2-6	2-6-0	6-10-1	7	34-17-0	8-12-0	Silkwood (14-6)	2331	2:06
Apr. 30	* at #9 Auburn	L	3-6	3-6-1	6-6-0	7	34-18-0	8-13-0	Ward (7-8)	2164	1:51
May 5	* KENTUCKY	W	6-2	6-7-0	2-4-0	7	35-18-0	9-13-0	Knudsen (9-3)	491	2:00
May 6	* KENTUCKY	W	5-3	5-9-1	3-10-0	7	36-18-0	10-13-0	Silkwood (15-6)	829	2:30
May 7	* KENTUCKY	L	7-10	7-11-5	10-11-1	(11)	36-19-0	10-14-0	Ward (7-9)	723	3:36
May 10	^ vs. #19 Ole Miss	L	1-2	1-5-0	2-6-1	7	36-20-0	---	Knudsen (9-4)	2171	2:05
May 18	@ at #21 BYU	L	0-8	0-1-3	8-13-0	6	36-21-0	---	Silkwood (15-7)	1172	2:12
May 19	@ vs. Fordham	L	3-9	3-13-0	9-14-1	7	36-22-0	---	Silkwood (15-8)	1325	2:34

## HOME GAMES IN BOLD // CAPS

\* - Southeastern Conference game  
 ! - Bulldog Kickoff Classic (Starkville, Miss.)  
 # - Puerto Vallarta College Challenge (Puerto Vallarta, Mexico)  
 \$ - February Freezer (Starkville, Miss.)  
 % - Bulldog Slamboree (Starkville, Miss.)  
 & - College Preview Tournament (Norman, Okla.)  
 ^ - SEC Tournament (Knoxville, Tenn.)  
 @ - NCAA Regionals (Salt Lake City, Utah)  
 () - extra inning game



# 2018 MISSISSIPPI STATE SOFTBALL MEDIA GUIDE



## 2017 BATTING STATISTICS

Player	AVG	GP-GS	AB	R	H	2B	3B	HR	RBI	TB	SLG%	BB	HBP	SO	GDPOB%	SF	SH	SB-ATT	PO	A	E	FLD%	
Madison Cousineau	.417	9-2	12	2	5	0	0	0	1	5	.417	1	0	4	0	.462	0	0	0-0	29	1	0	1.000
SEC	1.000	1-0	1	0	1	0	0	0	0	1	1.000	0	0	0	0	1.000	0	0	0-0	0	0	0	.000
Reggie Harrison	.333	57-57	165	24	55	15	2	4	22	86	.521	28	8	12	0	.435	0	0	7-9	72	127	20	.909
SEC	.222	24-24	72	13	16	5	1	1	6	26	.361	13	2	10	0	.356	0	0	0-1	32	67	6	.943
Bevia Robinson	.326	57-54	172	41	56	3	2	0	11	63	.366	22	0	21	0	.400	1	4	30-33	67	37	7	.937
SEC	.293	24-24	75	15	22	2	0	0	1	24	.320	13	0	15	0	.398	0	2	9-10	42	24	4	.943
Caroline Seitz	.313	58-58	176	27	55	10	0	9	44	92	.523	13	8	13	2	.382	2	0	0-0	51	140	4	.979
SEC	.368	24-24	76	13	28	6	0	7	28	55	.724	6	2	6	1	.419	2	0	0-0	22	47	3	.958
Kat Moore	.304	49-48	158	24	48	5	2	1	16	60	.380	9	0	8	1	.335	3	2	8-11	51	1	1	.981
SEC	.260	22-22	73	9	19	1	1	1	6	25	.342	5	0	5	1	.304	1	0	1-3	33	1	0	1.000
Montana Davidson	.333	6-0	9	1	3	1	0	0	0	4	.444	0	0	1	0	.333	0	0	0-1	0	3	0	1.000
SEC	.000	0-0	0	0	0	0	0	0	0	0	.000	0	0	0	0	.000	0	0	0-0	0	0	0	.000
Calyn Adams	.292	53-53	130	15	38	5	0	1	17	46	.354	18	8	8	0	.410	0	2	1-1	266	34	3	.990
SEC	.295	24-24	61	6	18	2	0	0	8	20	.328	11	5	6	0	.442	0	1	1-1	100	9	0	1.000
Maddie Dorsett	.273	30-1	11	8	3	0	0	0	0	3	.273	0	0	1	0	.273	0	0	1-2	2	0	0	1.000
SEC	.000	13-0	1	1	0	0	0	0	0	0	.000	0	0	1	0	.000	0	0	0-0	0	0	0	.000
Amanda Ivy	.261	56-38	92	15	24	7	1	0	10	33	.359	12	2	14	0	.355	1	5	3-3	45	3	3	.941
SEC	.224	23-20	49	7	11	4	0	0	3	15	.306	6	2	8	0	.333	0	3	1-1	23	2	1	.962
Lindsey Williams	.250	5-0	4	0	1	0	0	0	1	1	.250	1	0	0	0	.400	0	0	0-0	0	1	0	1.000
SEC	.000	1-0	0	0	0	0	0	0	0	0	.000	0	0	0	0	.000	0	0	0-0	0	0	0	.000
Emily Heimberger	.252	48-43	115	14	29	0	2	0	8	33	.287	9	1	6	0	.312	0	4	7-8	64	47	7	.941
SEC	.108	15-12	37	1	4	0	0	0	0	4	.108	2	0	3	0	.154	0	2	0-1	24	13	1	.974
Katie Anne Bailey	.250	45-35	100	13	25	4	2	2	15	39	.390	11	4	12	2	.345	1	5	4-6	48	7	1	.982
SEC	.158	18-14	38	3	6	1	0	0	4	7	.184	6	3	6	1	.319	0	2	0-1	9	2	1	.917
Sarai Niu	.247	48-32	97	8	24	3	0	2	10	33	.340	6	5	8	3	.321	1	2	3-3	255	5	6	.977
SEC	.229	19-16	48	4	11	1	0	2	2	18	.375	4	4	6	3	.339	0	1	1-1	120	4	4	.969
Alexis Silkwood	.244	18-15	41	2	10	3	0	0	2	13	.317	4	1	4	2	.326	0	2	0-0	28	48	2	.974
SEC	.154	7-5	13	1	2	0	0	0	1	2	.154	2	0	0	2	.267	0	0	0-0	18	13	1	.969
Olivia Golden	.241	55-49	141	19	34	6	2	6	27	62	.440	17	7	31	0	.345	3	2	9-10	28	4	0	1.000
SEC	.211	24-21	57	4	12	1	1	2	9	21	.368	9	2	17	0	.329	2	1	3-4	17	2	0	1.000
Morgan Bell	.212	45-36	99	14	21	4	1	3	10	36	.364	11	6	21	1	.325	1	1	0-2	161	4	3	.982
SEC	.156	14-10	32	4	5	1	0	1	5	9	.281	3	1	9	0	.243	1	0	0-1	42	2	1	.978
Carmen Carter	.200	6-3	10	2	2	1	0	0	1	3	.300	2	0	1	0	.333	0	0	1-2	2	0	0	1.000
SEC	.000	0-0	0	0	0	0	0	0	0	0	.000	0	0	0	0	.000	0	0	0-0	0	0	0	.000
Lexi Malone	.200	4-0	5	2	1	0	0	0	1	1	.200	0	1	1	0	.333	0	0	0-0	0	0	0	.000
SEC	.000	0-0	0	0	0	0	0	0	0	0	.000	0	0	0	0	.000	0	0	0-0	0	0	0	.000
Taylor Kelly	.176	11-4	17	3	3	0	0	0	1	3	.176	2	0	8	0	.263	0	0	0-0	7	0	2	.778
SEC	.000	0-0	0	0	0	0	0	0	0	0	.000	0	0	0	0	.000	0	0	0-0	0	0	0	.000
Regan Green	.000	1-1	0	0	0	0	0	0	0	0	.000	0	0	0	0	.000	0	0	0-0	4	11	1	.938
SEC	.000	0-0	0	0	0	0	0	0	0	0	.000	0	0	0	0	.000	0	0	0-0	0	0	0	.000
Holly Ward	.000	1-1	0	0	0	0	0	0	0	0	.000	0	0	0	0	.000	0	0	0-0	0	26	1	.963
SEC	.000	0-0	0	0	0	0	0	0	0	0	.000	0	0	0	0	.000	0	0	0-0	0	0	0	.000
Cassady Knudsen	.000	2-1	0	0	0	0	0	0	0	0	.000	0	0	0	0	.000	0	0	0-0	1	18	0	1.000
SEC	.000	2-1	0	0	0	0	0	0	0	0	.000	0	0	0	0	.000	0	0	0-0	0	9	0	1.000
MSU	.281	58	1554	234	437	67	14	28	197	616	.396	166	51	174	11	.367	13	29	74-91	1181	517	61	.965
SEC games	.245	24	633	81	155	24	3	4	73	227	.359	80	21	92	8	.346	6	12	16-24	483	210	24	.967
Opponents	.222	58	1479	169	329	33	4	29	149	457	.309	173	23	320	9	.313	5	24	48-59	1147	560	65	.963
SEC games	.247	24	620	97	153	18	2	19	80	232	.374	77	7	99	5	.335	3	9	28-31	289	233	27	.964

## 2017 PITCHING STATISTICS

Player	ERA	W-L	APP	GS	CG	SHO/CBO	SV	IP	H	R	ER	BB	SO	2B	3B	HR	B/AVG	WP	HBP	BK	SFA	SHA
Alexis Silkwood	2.16	15-8	38	21	11	1/4	5	158.2	146	63	49	50	108	16	2	12	.242	1	6	0	3	11
SEC	3.48	4-5	15	8	4	0/1	1	58.1	63	34	29	24	32	8	1	7	.276	0	1	0	2	1
Cassady Knudsen	2.20	9-4	22	11	3	1/2	0	73.1	46	27	23	48	77	6	1	7	.181	3	9	0	0	5
SEC	1.65	4-1	9	5	2	0/1	0	34.0	21	10	8	19	22	2	0	4	.176	0	1	0	0	3
Holly Ward	2.26	7-9	28	17	9	3/1	1	114.2	97	53	37	56	91	7	0	6	.219	6	6	0	1	5
SEC	3.34	1-7	13	9	5	1/0	1	56.2	54	37	27	28	39	6	0	6	.243	4	3	0	1	4
Caroline Seitz	0.00	0-0	1	0	0	0/1	0	0.1	0	0	0	1	0	0	0	0	.000	0	0	0	0	0
SEC	0.00	0-0	0	0	0	0/0	0	0.0	0	0	0	0	0	0	0	0	.000	0	0	0	0	0
Regan Green	1.80	5-1	11	9	1	0/3	0	46.2	40	26	12	18	44	4	1	4	.223	3	2	0	1	3
SEC	5.25	1-1	3	2	1	0/0	0	12.0	15	16	9	6	6	2	1	2	.294	1	2	0	0	1
MSU	2.15	36-22	58	58	24	10/5	6	393.2	329	169	121	173	320	33	4	29	.222	13	23	0	5	24
SEC games	3.17	10-14	24	24	12	2/1	2	161.0	153	97	73	77	99	18	2	19	.247	5	7	0	3	9
Opponents	3.20	22-36	58	58	24	6/0	2	382.1	437	234	175	166	174	67	14	28	.281	25	51	0	13	29
SEC games	2.79	14-10	24	24	10	3/0	1	163.0	155	81	65	80	92	24	3	14	.245	9	21	0	6	12



# GAME-BY-GAME STARTERS BY BATTING ORDER

Date	No. (#)	Record	Opponent	1	2	3	4	5	6	7	8	9
Feb. 10	1	1-0	Georgia State	Bailey	Heimberger	Seitz	Bell	Harrison	Silkwood	Niu	Golden	Carter
Feb. 10	1	1-0	Stephen F. Austin	Bailey	Heimberger	Seitz	Bell	Harrison	Niu	Kelly	Adams	Ivy
Feb. 11	1	0-1	Western Kentucky	Bailey	Heimberger	Seitz	Bell	Harrison	Cousineau	Niu	Adams	Ivy
Feb. 11	1	1-0	Stephen F. Austin	Bailey	Seitz	Harrison	Bell	Silkwood	Niu	Carter	Heimberger	Ivy
Feb. 12	1	0-1	Georgia State	Bailey	Seitz	Bell	Silkwood	Carter	Niu	Adams	Robinson	Ivy
Feb. 16	1	1-0	Fresno State	Moore	Robinson	Bell	Silkwood	Harrison	Seitz	Niu	Heimberger	Ivy
Feb. 17	1	0-1	Cal State Fullerton	Moore	Robinson	Harrison	Bell	Silkwood	Bailey	Seitz	Heimberger	Ivy
Feb. 17	1	1-0	Texas Tech	Moore	Robinson	Harrison	Seitz	Bell	Silkwood	Niu	Golden	Heimberger
Feb. 18	1	1-0	Florida Gulf Coast	Robinson	Moore	Harrison	Seitz	Golden	Bell	Bailey	Adams	Heimberger
Feb. 24	1	1-0	North Florida	Robinson	Moore	Harrison	Golden	Seitz	Bell	Bailey	Adams	Heimberger
Feb. 24	1	1-0	Eastern Illinois	Robinson	Moore	Harrison	Golden	Bell	Bailey	Seitz	Adams	Heimberger
Feb. 25	1	1-0	Southern Illinois	Robinson	Moore	Harrison	Golden	Bell	Seitz	Bailey	Adams	Heimberger
Feb. 25	2	2-0	North Florida	Robinson	Moore	Harrison	Golden	Bell	Seitz	Bailey	Adams	Heimberger
Feb. 26	3	3-0	Southern Illinois	Robinson	Moore	Harrison	Golden	Bell	Seitz	Bailey	Adams	Heimberger
Feb. 28	4	4-0	Southeastern Louisiana	Robinson	Moore	Harrison	Golden	Bell	Seitz	Bailey	Adams	Heimberger
March 2	5	5-0	Alabama State	Robinson	Moore	Harrison	Golden	Bell	Seitz	Bailey	Adams	Heimberger
March 3	6	6-0	Samford	Robinson	Moore	Harrison	Golden	Bell	Seitz	Bailey	Adams	Heimberger
March 3	1	1-0	UMass	Robinson	Moore	Harrison	Golden	Bell	Seitz	Niu	Bailey	Heimberger
March 4	7	7-0	Central Arkansas	Robinson	Moore	Harrison	Golden	Bell	Seitz	Bailey	Adams	Heimberger
March 4	1	1-0	Samford	Robinson	Moore	Harrison	Golden	Seitz	Niu	Silkwood	Adams	Heimberger
March 5	1	1-0	Central Arkansas	Robinson	Moore	Harrison	Golden	Seitz	Bailey	Bell	Adams	Heimberger
March 7	2	2-0	Troy	Robinson	Moore	Harrison	Golden	Seitz	Bailey	Bell	Adams	Heimberger
March 10	1	1-0	Texas A&M	Robinson	Moore	Harrison	Golden	Seitz	Bailey	Adams	Niu	Heimberger
March 11	2	1-1	Texas A&M	Robinson	Moore	Harrison	Golden	Seitz	Bailey	Adams	Niu	Heimberger
March 12	1	0-1	Texas A&M	Robinson	Moore	Harrison	Golden	Seitz	Adams	Bailey	Niu	Heimberger
March 15	1	1-0	Central Arkansas	Robinson	Moore	Harrison	Golden	Adams	Seitz	Silkwood	Kelly	Heimberger
March 17	1	0-1	Alabama	Robinson	Moore	Harrison	Golden	Adams	Seitz	Bailey	Bell	Heimberger
March 18	1	1-0	Alabama	Robinson	Moore	Harrison	Golden	Adams	Seitz	Silkwood	Bailey	Ivy
March 19	2	1-1	Alabama	Robinson	Moore	Harrison	Golden	Adams	Seitz	Silkwood	Bailey	Ivy
March 22	3	1-3	Ole Miss	Robinson	Moore	Harrison	Golden	Adams	Seitz	Silkwood	Bailey	Ivy
March 24	1	1-0	Louisiana Tech	Moore	Robinson	Adams	Harrison	Golden	Seitz	Bell	Heimberger	Ivy
March 24	2	1-1	Oklahoma	Moore	Robinson	Adams	Harrison	Golden	Seitz	Bell	Heimberger	Ivy
March 25	3	2-1	UAB	Moore	Robinson	Adams	Harrison	Golden	Seitz	Bell	Heimberger	Ivy
March 28	1	1-0	Southern Miss	Moore	Robinson	Adams	Harrison	Golden	Seitz	Silkwood	Heimberger	Ivy
March 29	1	1-0	Mississippi Valley State	Moore	Robinson	Harrison	Golden	Seitz	Bell	Cousineau	Heimberger	Ivy
March 31	1	0-1	LSU	Moore	Robinson	Harrison	Golden	Seitz	Adams	Bell	Heimberger	Ivy
April 1	1	0-1	LSU	Moore	Robinson	Harrison	Seitz	Adams	Golden	Niu	Heimberger	Ivy
April 2	1	0-1	LSU	Moore	Ivy	Harrison	Seitz	Adams	Niu	Golden	Heimberger	Robinson
April 5	1	1-0	Jackson State	Robinson	Ivy	Harrison	Seitz	Niu	Golden	Adams	Kelly	Heimberger
April 7	2	0-2	South Carolina	Moore	Ivy	Harrison	Seitz	Adams	Niu	Golden	Heimberger	Robinson
April 8	1	1-0	South Carolina	Robinson	Moore	Harrison	Seitz	Adams	Golden	Bell	Bailey	Ivy
April 9	1	1-0	South Carolina	Robinson	Moore	Harrison	Seitz	Adams	Bell	Silkwood	Heimberger	Ivy
April 14	2	2-0	Georgia	Robinson	Moore	Harrison	Seitz	Adams	Bell	Silkwood	Heimberger	Ivy
April 15	1	0-1	Georgia	Robinson	Moore	Harrison	Seitz	Adams	Bell	Golden	Heimberger	Ivy
April 16	1	1-0	Georgia	Robinson	Moore	Harrison	Seitz	Adams	Bailey	Niu	Heimberger	Ivy
April 18	1	1-0	Alcorn State	Robinson	Ivy	Harrison	Seitz	Golden	Bailey	Niu	Kelly	Dorsett
April 22	1	1-0	Arkansas	Robinson	Moore	Harrison	Seitz	Adams	Bailey	Golden	Niu	Ivy
April 23	2	1-1	Arkansas	Robinson	Moore	Harrison	Seitz	Adams	Bailey	Golden	Niu	Ivy
April 24	1	1-0	Arkansas	Robinson	Moore	Seitz	Adams	Niu	Harrison	Bailey	Golden	Ivy
April 28	1	0-1	Auburn	Robinson	Moore	Seitz	Adams	Niu	Harrison	Golden	Bell	Ivy
April 29	1	0-1	Auburn	Robinson	Moore	Seitz	Adams	Niu	Harrison	Golden	Bailey	Ivy
April 30	1	0-1	Auburn	Robinson	Moore	Seitz	Niu	Harrison	Golden	Adams	Silkwood	Ivy
May 5	1	1-0	Kentucky	Robinson	Moore	Seitz	Niu	Harrison	Golden	Bell	Adams	Ivy
May 6	1	1-0	Kentucky	Robinson	Seitz	Niu	Golden	Harrison	Bell	Adams	Bailey	Ivy
May 7	1	0-1	Kentucky	Robinson	Seitz	Harrison	Golden	Niu	Bell	Adams	Bailey	Ivy
May 10	1	0-1	Ole Miss	Robinson	Seitz	Harrison	Golden	Niu	Bell	Adams	Heimberger	Ivy
May 18	1	0-1	BYU	Robinson	Seitz	Harrison	Niu	Golden	Adams	Heimberger	Moore	Ivy
May 19	1	0-1	Fordham	Robinson	Moore	Seitz	Harrison	Niu	Golden	Adams	Ivy	Heimberger

## STARTERS BY BATTING ORDER

- Leadoff:** Robinson (41), Moore (12), Bailey (5)  
**2nd:** Moore (35), Robinson (10), Seitz (6), Ivy (4), Heimberger (3)  
**3rd:** Harrison (42), Seitz (9), Adams (4), Bell (2), Niu (1)  
**CLEANUP:** Golden (26), Seitz (14), Bell (5), Harrison (5), Adams (3), Niu (3), Silkwood (2)  
**5th:** Adams (15), Bell (10), Seitz (9), Niu (7), Harrison (7), Golden (7), Silkwood (2), Carter (1)  
**6th:** Seitz (18), Bailey (10), Bell (9), Niu (6), Golden (6), Harrison (3), Adams (3), Silkwood (2), Cousineau (1)  
**7th:** Bailey (12), Adams (9), Niu (8), Silkwood (8), Bell (8), Golden (7), Seitz (2), Heimberger (1), Kelly (1), Cousineau (1), Carter (1)  
**8th:** Heimberger (17), Adams (16), Bailey (8), Niu (5), Kelly (3), Golden (3), Bell (2), Silkwood (1), Ivy (1), Moore (1), Robinson (1)  
**9th:** Ivy (32), Heimberger (22), Robinson (2), Dorsett (1), Carter (1)

# GAME-BY-GAME STARTERS BY POSITION

Date	No. (#)	Record	Opponent	C	1B	2B	3B	SS	LF	CF	RF	DP
Feb. 10	1	1-0	Georgia State	Bailey	Niu	Heimberger	Seitz	Harrison	Golden	Ivy	Carter	Bell
Feb. 10	1	1-0	Stephen F. Austin	Adams	Bell	Heimberger	Seitz	Harrison	Bailey	Ivy	Kelly	Niu
Feb. 11	1	0-1	Western Kentucky	Cousineau	Niu	Adams	Seitz	Harrison	Heimberger	Ivy	Bailey	Bell
Feb. 11	1	1-0	Stephen F. Austin	Adams	Niu	Heimberger	Seitz	Harrison	Bailey	Ivy	Carter	Bell
Feb. 12	1	0-1	Georgia State	Bailey	Niu	Adams	Seitz	Robinson	Carter	Ivy	Silkwood	Bell
Feb. 16	1	1-0	Fresno State	Adams	Niu	Heimberger	Seitz	Harrison	Moore	Ivy	Robinson	Bell
Feb. 17	1	0-1	Cal State Fullerton	Bailey	Bell	Heimberger	Seitz	Harrison	Robinson	Ivy	Moore	Silkwood
Feb. 17	1	1-0	Texas Tech	Adams	Niu	Heimberger	Seitz	Harrison	Robinson	Moore	Golden	Bell
Feb. 18	1	1-0	Florida Gulf Coast	Adams	Bell	Heimberger	Seitz	Harrison	Robinson	Moore	Golden	Bailey
Feb. 24	2	2-0	North Florida	Adams	Bell	Heimberger	Seitz	Harrison	Robinson	Moore	Golden	Bailey
Feb. 24	3	3-0	Eastern Illinois	Adams	Bell	Heimberger	Seitz	Harrison	Robinson	Moore	Golden	Bailey
Feb. 25	4	4-0	Southern Illinois	Adams	Bell	Heimberger	Seitz	Harrison	Robinson	Moore	Golden	Bailey
Feb. 25	5	5-0	North Florida	Adams	Bell	Heimberger	Seitz	Harrison	Robinson	Moore	Golden	Bailey
Feb. 26	6	6-0	Southern Illinois	Adams	Bell	Heimberger	Seitz	Harrison	Robinson	Moore	Golden	Bailey
Feb. 28	7	7-0	Southern Louisiana	Adams	Bell	Heimberger	Seitz	Harrison	Robinson	Moore	Golden	Bailey
March 2	8	8-0	Alabama State	Adams	Bell	Heimberger	Seitz	Harrison	Robinson	Moore	Golden	Bailey
March 3	9	9-0	Samford	Adams	Bell	Heimberger	Seitz	Harrison	Robinson	Moore	Golden	Bailey
March 3	1	1-0	UMass	Bailey	Niu	Heimberger	Seitz	Harrison	Robinson	Moore	Golden	Bell
March 4	10	10-0	Central Arkansas	Adams	Bell	Heimberger	Seitz	Harrison	Robinson	Moore	Golden	Bailey
March 4	1	1-0	Samford	Adams	Niu	Heimberger	Seitz	Harrison	Robinson	Moore	Golden	Silkwood
March 5	11	11-0	Central Arkansas	Adams	Bell	Heimberger	Seitz	Harrison	Robinson	Moore	Golden	Bailey
March 7	12	12-0	Troy	Adams	Bell	Heimberger	Seitz	Harrison	Robinson	Moore	Golden	Bailey
March 10	1	1-0	Texas A&M	Adams	Niu	Heimberger	Seitz	Harrison	Robinson	Moore	Golden	Bailey
March 11	2	1-1	Texas A&M	Adams	Niu	Heimberger	Seitz	Harrison	Robinson	Moore	Golden	Bailey
March 12	3	1-2	Texas A&M	Adams	Niu	Heimberger	Seitz	Harrison	Robinson	Moore	Golden	Bailey
March 15	1	1-0	Central Arkansas	Adams	Niu	Heimberger	Seitz	Harrison	Robinson	Moore	Golden	Kelly
March 17	13	12-1	Alabama	Adams	Bell	Heimberger	Seitz	Harrison	Robinson	Moore	Golden	Bailey
March 18	1	1-0	Alabama	Adams	Silkwood	Robinson	Seitz	Harrison	Moore	Ivy	Golden	Bailey
March 19	2	1-1	Alabama	Adams	Silkwood	Robinson	Seitz	Harrison	Moore	Ivy	Golden	Bailey
March 22	3	1-2	Ole Miss	Adams	Silkwood	Robinson	Seitz	Harrison	Moore	Ivy	Golden	Bailey
March 24	1	1-0	Louisiana Tech	Adams	Bell	Robinson	Seitz	Harrison	Moore	Ivy	Golden	Heimberger
March 24	2	1-1	Oklahoma	Adams	Bell	Robinson	Seitz	Harrison	Moore	Ivy	Golden	Heimberger
March 25	3	2-1	UAB	Adams	Bell	Robinson	Seitz	Harrison	Moore	Ivy	Golden	Heimberger
March 28	1	1-0	Southern Miss	Adams	Niu	Robinson	Seitz	Harrison	Moore	Ivy	Golden	Heimberger
March 29	1	1-0	Mississippi Valley State	Cousineau	Bell	Robinson	Seitz	Harrison	Moore	Ivy	Golden	Heimberger
March 31	1	0-1	LSU	Adams	Bell	Robinson	Seitz	Harrison	Moore	Ivy	Heimberger	Golden
April 1	1	0-1	LSU	Adams	Niu	Robinson	Seitz	Harrison	Moore	Ivy	Heimberger	Golden
April 2	1	0-1	LSU	Adams	Niu	Robinson	Seitz	Harrison	Golden	Ivy	Heimberger	Moore
April 5	1	1-0	Jackson State	Adams	Kelly	Heimberger	Seitz	Harrison	Robinson	Ivy	Golden	Niu
April 7	1	0-1	South Carolina	Adams	Niu	Heimberger	Seitz	Harrison	Robinson	Ivy	Golden	Moore
April 8	1	1-0	South Carolina	Adams	Bell	Robinson	Seitz	Harrison	Moore	Ivy	Golden	Bailey
April 9	1	1-0	South Carolina	Adams	Bell	Robinson	Seitz	Harrison	Moore	Ivy	Heimberger	Silkwood
April 14	2	2-0	Georgia	Adams	Bell	Robinson	Seitz	Harrison	Moore	Ivy	Heimberger	Silkwood
April 15	1	0-1	Georgia	Adams	Bell	Heimberger	Seitz	Harrison	Moore	Ivy	Robinson	Golden
April 16	1	1-0	Georgia	Adams	Niu	Heimberger	Seitz	Harrison	Moore	Ivy	Robinson	Bailey
April 18	1	1-0	Alcorn State	Bailey	Niu	Robinson	Seitz	Harrison	Dorsett	Ivy	Golden	Kelly
April 22	1	1-0	Arkansas	Adams	Niu	Robinson	Seitz	Harrison	Moore	Ivy	Golden	Bailey
April 23	2	1-1	Arkansas	Adams	Niu	Robinson	Seitz	Harrison	Moore	Ivy	Golden	Bailey
April 24	1	1-0	Arkansas	Adams	Niu	Robinson	Seitz	Harrison	Moore	Bailey	Golden	Ivy
April 28	1	0-1	Auburn	Adams	Niu	Robinson	Seitz	Harrison	Moore	Ivy	Golden	Bell
April 29	3	1-2	Auburn	Adams	Niu	Robinson	Seitz	Harrison	Moore	Ivy	Golden	Bailey
April 30	1	0-1	Auburn	Adams	Niu	Robinson	Seitz	Harrison	Moore	Ivy	Golden	Silkwood
May 5	2	1-1	Kentucky	Adams	Niu	Robinson	Seitz	Harrison	Moore	Ivy	Golden	Bell
May 6	1	1-0	Kentucky	Adams	Niu	Robinson	Seitz	Harrison	Golden	Ivy	Bailey	Bell
May 7	2	1-1	Kentucky	Adams	Niu	Robinson	Seitz	Harrison	Golden	Ivy	Bailey	Bell
May 10	1	0-1	Ole Miss	Adams	Niu	Robinson	Seitz	Harrison	Heimberger	Ivy	Golden	Bell
May 18	1	0-1	BYU	Adams	Niu	Heimberger	Seitz	Harrison	Robinson	Moore	Golden	Ivy
May 19	1	0-1	Fordham	Adams	Niu	Heimberger	Seitz	Harrison	Robinson	Ivy	Moore	Golden

## STARTERS BY POSITION

**P:** Silkwood (21), Ward (17), Knudsen (11), Green (9)  
**C:** Adams (51), Bailey (5), Cousineau (2)  
**1B:** Niu (30), Bell (24), Silkwood (3), Kelly (1)  
**2B:** Heimberger (31), Robinson (25), Adams (2)  
**3B:** Seitz (58)  
**SS:** Harrison (57), Robinson (0-1)  
**LF:** Robinson (25), Moore (23), Golden (4), Heimberger (2), Bailey (2), Carter (1), Dorsett (1)  
**CF:** Ivy (36), Moore (21), Bailey (1)  
**RF:** Golden (41), Heimberger (5), Robinson (3), Bailey (3), Carter (2), Moore (2), Kelly (1), Silkwood (1)  
**DP:** Bailey (24), Bell (12), Heimberger (5), Silkwood (5), Golden (4), Kelly (2), Moore (2), Niu (2), Ivy (2)

# I HISTORY | ALL-TIME RESULTS VERSUS NON-CONFERENCE OPPONENTS

## Akron (0-1)

H: (0-0) A: (0-0) N: (0-1)

April 13, 1985 Owensboro, Ky. .... L ..... 0-2

## Alabama A&M (3-0)

H: (3-0) A: (0-0) N: (0-0)

Feb. 20, 2004 Starkville, Miss. .... W ..... 13-0 (5)

Feb. 22, 2004 Starkville, Miss. .... W ..... 13-0 (5)

Feb. 13, 2016 Starkville, Miss. .... W ..... 2-1

## Alabama State (3-0)

H: (1-0) A: (0-0) N: (2-0)

Mar. 1, 1997 Troy, Ala. .... W ..... 30-0 (5)

Mar. 2, 1997 Troy, Ala. .... W ..... 18-0 (5)

Mar. 2, 2017 Starkville, Miss. .... W ..... 10-0 (5)

## Alcorn State (6-0)

H: (4-0) A: (1-0) N: (1-0)

Feb. 22, 1997 Monroe, La. .... W ..... 19-0 (5)

Feb. 26, 2006 Starkville, Miss. .... W ..... 9-0 (5)

Mar. 29, 2011 Starkville, Miss. .... W ..... 11-2 (5)

Mar. 29, 2011 Starkville, Miss. .... W ..... 10-1 (5)

May 9, 2016 Starkville, Miss. .... W ..... 8-0 (5)

April 18, 2017 Lorman, Miss. .... W ..... 6-0

## Arizona (1-2)

H: (0-0) A: (0-1) N: (1-1)

Feb. 9, 2002 Phoenix, Ariz. .... W ..... 7-1

Feb. 9, 2003 Phoenix, Ariz. .... L ..... 2-9

May 19, 2007 Tucson, Ariz. .... L ..... 0-8

## Arizona State (1-2)

H: (0-0) A: (0-1) N: (1-1)

Feb. 22, 2002 Columbus, Ga. .... W ..... 2-1

May 16, 2002 Lafayette, La. .... L ..... 1-4

Feb. 8, 2003 Phoenix, Ariz. .... L ..... 4-5

## Arkansas State (6-0)

H: (3-0) A: (2-0) N: (1-0)

April 14, 1984 Owensboro, Ky. .... W ..... 8-4

Mar. 26, 1985 Starkville, Miss. .... W ..... 12-0

Mar. 26, 1985 Starkville, Miss. .... W ..... 11-2

Mar. 29, 1986 Starkville, Miss. .... W ..... 15-0

April 10, 1986 Jonesboro, Ark. .... W ..... 12-4

April 10, 1986 Jonesboro, Ark. .... W ..... 9-0

## Austin Peay (7-0)

H: (5-0) A: (0-0) N: (2-0)

Feb. 20, 2000 Starkville, Miss. .... W ..... 10-1 (5)

Feb. 20, 2004 Starkville, Miss. .... W ..... 4-0

Feb. 21, 2004 Starkville, Miss. .... W ..... 8-0 (5)

Mar. 4, 2007 Chattanooga, Tenn. .... W ..... 2-0

Feb. 23, 2008 Macon, Ga. .... W ..... 12-4 (6)

Mar. 8, 2008 Starkville, Miss. .... W ..... 3-1

Feb. 7, 2015 Starkville, Miss. .... W ..... 8-0 (5)

## Baylor (0-6)

H: (0-0) A: (0-2) N: (0-4)

Mar. 3, 2006 Waco, Texas. .... L ..... 0-1

Mar. 5, 2006 Waco, Texas. .... L ..... 1-3

Feb. 28, 2014 Gulfport, Miss. .... L ..... 0-1 (8)

May 15, 2015 Lafayette, La. .... L ..... 4-8

May 17, 2015 Lafayette, La. .... L ..... 0-2

Feb. 27, 2016 Gulfport, Miss. .... L ..... 0-4

## Belmont (5-2)

H: (5-0) A: (0-0) N: (0-2)

Feb. 19, 2000 Starkville, Miss. .... W ..... 8-0 (6)

Feb. 6, 2001 Starkville, Miss. .... W ..... 9-0 (5)

Feb. 6, 2001 Starkville, Miss. .... W ..... 6-1

Feb. 13, 2002 Starkville, Miss. .... W ..... 11-0 (5)

Feb. 13, 2002 Starkville, Miss. .... W ..... 2-0

Feb. 23, 2013 Southaven, Miss. .... L ..... 3-4

Feb. 28, 2014 Gulfport, Miss. .... L ..... 0-1 (10)

## Birmingham Southern (2-0)

H: (2-0) A: (0-0) N: (0-0)

Mar. 19, 2003 Starkville, Miss. .... W ..... 8-0 (5)

Mar. 19, 2003 Starkville, Miss. .... W ..... 4-0

## Boston University (1-0)

H: (0-0) A: (0-0) N: (1-0)

Mar. 11, 2000 Tampa, Fla. .... W ..... 4-2

## Bowling Green (3-0)

H: (0-0) A: (0-0) N: (3-0)

Mar. 4, 2006 Waco, Texas. .... W ..... 3-2 (8)

Mar. 5, 2006 Waco, Texas. .... W ..... 6-1

Feb. 25, 2011 Kennesaw, Ga. .... W ..... 3-2

## Bradley (3-1)

H: (3-1) A: (0-0) N: (0-0)

Mar. 18, 1986 Starkville, Miss. .... W ..... 2-1

Mar. 18, 1986 Starkville, Miss. .... L ..... 0-6

Feb. 6, 2004 Starkville, Miss. .... W ..... 11-6

Feb. 7, 2004 Starkville, Miss. .... W ..... 7-1

## Butler (1-0)

H: (1-0) A: (0-0) N: (0-0)

Feb. 19, 2011 Starkville, Miss. .... W ..... 2-0

## BYU (2-2)

H: (0-0) A: (0-1) N: (2-1)

Feb. 28, 2004 Houston, Texas. .... W ..... 2-1

Feb. 15, 2007 Las Vegas, Nev. .... W ..... 1-0

May 17, 2012 Eugene, Ore. .... L ..... 3-4 (9)

May 18, 2017 Salt Lake City, Utah .... L ..... 0-8 (6)

## California (2-4)

H: (0-0) A: (0-0) N: (2-4)

Feb. 12, 1999 Phoenix, Ariz. .... L ..... 4-6

May 21, 2004 Lincoln, Neb. .... L ..... 1-2

Feb. 25, 2005 Palm Springs, Calif. .... L ..... 4-9

Feb. 16, 2007 Las Vegas, Nev. .... W ..... 9-0 (6)

Feb. 10, 2008 Palm Springs, Calif. .... W ..... 4-1 (9)

May 15, 2009 Tallahassee, Fla. .... L ..... 3-8

## Cal Poly (1-0)

H: (0-0) A: (0-0) N: (1-0)

Feb. 26, 1998 Santa Barbara, Calif. .... L ..... 2-5 (8)

## Cal State Fullerton (1-5)

H: (0-0) A: (0-0) N: (1-5)

Feb. 12, 2000 Phoenix, Ariz. .... L ..... 1-5

Feb. 8, 2003 Phoenix, Ariz. .... L ..... 0-3

Feb. 25, 2005 Palm Springs, Calif. .... W ..... 5-4 (8)

Mar. 12, 2016 Long Beach, Calif. .... L ..... 0-2

Mar. 13, 2016 Long Beach, Calif. .... L ..... 2-3

Feb. 17, 2017 Puerto Vallarta, Mexico. .... L ..... 1-6

## Carthage College (1-1)

H: (1-1) A: (0-0) N: (0-0)

Mar. 20, 1982 Starkville, Miss. .... W ..... 6-1

Mar. 20, 1982 Starkville, Miss. .... L ..... 13-16

## Centenary (1-0)

H: (0-0) A: (1-0) N: (0-0)

Feb. 7, 1999 Shreveport, La. .... W ..... 4-1

## Central Arkansas (5-1)

H: (4-1) A: (1-0) N: (0-0)

Feb. 19, 2014 Starkville, Miss. .... W ..... 6-0

Mar. 5, 2016 Starkville, Miss. .... W ..... 4-0

Mar. 23, 2016 Starkville, Miss. .... L ..... 0-1

Mar. 4, 2017 Starkville, Miss. .... W ..... 2-1

Mar. 5, 2017 Starkville, Miss. .... W ..... 8-0 (5)

Mar. 15, 2017 Conway, Ark. .... W ..... 3-1

## Central Michigan (0-1)

H: (0-0) A: (0-0) N: (0-1)

Feb. 7, 2002 Plant City, Fla. .... L ..... 0-2

## Central Oklahoma (1-0)

H: (0-0) A: (0-0) N: (1-0)

April 18, 1986 Arlington, Texas. .... W ..... 3-2

## Charleston Southern (3-0)

H: (2-0) A: (1-0) N: (0-0)

Mar. 7, 2008 Starkville, Miss. .... W ..... 19-2 (5)

Mar. 8, 2008 Starkville, Miss. .... W ..... 5-1

Mar. 15, 2013 Charleston, S.C. .... W ..... 12-4 (5)

## Chattanooga (8-1)

H: (4-0) A: (2-1) N: (2-0)

Feb. 21, 1998 Starkville, Miss. .... W ..... 8-0 (6)

Mar. 7, 1998 Tampa, Fla. .... W ..... 6-0

Feb. 20, 1999 Starkville, Miss. .... W ..... 3-1

Feb. 19, 2000 Starkville, Miss. .... W ..... 7-5

May 18, 2000 Seattle, Wash. .... W ..... 6-1

Mar. 16, 2004 Chattanooga, Tenn. .... W ..... 9-0 (5)

Mar. 16, 2004 Chattanooga, Tenn. .... W ..... 2-1

Mar. 3, 2007 Chattanooga, Tenn. .... L ..... 3-11 (5)

Mar. 4, 2016 Starkville, Miss. .... W ..... 4-0

## Cleveland State CC (1-0)

H: (0-0) A: (0-0) N: (1-0)

April 26, 1985 Cookeville, Tenn. .... W ..... 5-2

## Coastal Carolina (2-1)

H: (0-0) A: (2-1) N: (0-0)

Mar. 11, 2003 Conway, S.C. .... W ..... 4-3

Mar. 12, 2003 Conway, S.C. .... W ..... 10-2

Mar. 12, 2003 Conway, S.C. .... L ..... 6-7

## College of Charleston (2-0)

H: (0-0) A: (2-0) N: (0-0)

Mar. 14, 2013 Charleston, S.C. .... W ..... 8-0 (5)

Mar. 14, 2013 Charleston, S.C. .... W ..... 12-1 (5)

## College of New Jersey (0-1)

H: (0-0) A: (0-0) N: (0-1)

Mar. 16, 1983 Columbia, S.C. .... L ..... 0-5

## Colorado State (2-2)

H: (1-0) A: (0-0) N: (1-2)

Mar. 14, 1997 San Jose, Calif. .... L ..... 6-11

Feb. 15, 2002 Starkville, Miss. .... W ..... 10-2 (6)

Mar. 23, 2003 Las Cruces, N.M. .... W ..... 5-3

Mar. 10, 2010 Fresno, Calif. .... L ..... 5-6 (8)

## Columbia (2-0)

H: (2-0) A: (0-0) N: (0-0)

Mar. 2, 2012 Starkville, Miss. .... W ..... 11-1 (5)

Mar. 3, 2012 Starkville, Miss. .... W ..... 12-4 (6)

## Connecticut (0-1)

H: (0-0) A: (0-0) N: (0-1)

Feb. 23, 2002 Columbus, Ga. .... L ..... 3-6

## Delta State (6-0)

H: (4-0) A: (0-0) N: (2-0)

April 1, 1986 Itta Bena, Miss. .... W ..... 11-11

April 1, 1986 Itta Bena, Miss. .... W ..... 9-2

April 22, 1986 Starkville, Miss. .... W ..... 11-1

April 22, 1986 Starkville, Miss. .... W ..... 6-2

April 8, 1998 Starkville, Miss. .... W ..... 1-0

April 6, 1999 Starkville, Miss. .... W ..... 7-1

## DePaul (0-1)

H: (0-0) A: (0-0) N: (0-1)

Feb. 25, 2011 Clearwater, Fla. .... L ..... 2-3

## Drexel (1-0)

H: (1-0) A: (0-0) N: (0-0)

Feb. 18, 2001 Starkville, Miss. .... W ..... 4-1



## East Tennessee State (3-0)

**H: (2-0) A: (0-0) N: (1-0)**

Feb. 17, 2006	Starkville, Miss.	W	9-1 (6)
Feb. 19, 2006	Starkville, Miss.	W	6-0
Mar. 13, 2010	Fresno, Calif.	W	9-0 (5)

## Eastern Connecticut State (0-1)

**H: (0-0) A: (0-0) N: (0-1)**

Mar. 15, 1983	Columbia, S.C.	L	1-2
---------------	----------------	---	-----

## Eastern Illinois (2-0)

**H: (2-0) A: (0-0) N: (0-0)**

Mar. 3, 2012	Starkville, Miss.	W	8-0 (5)
Feb. 24, 2017	Starkville, Miss.	W	4-1

## Eastern Michigan (1-0)

**H: (0-0) A: (0-0) N: (1-0)**

Mar. 20, 1986	Tallahassee, Fla.	W	1-0
---------------	-------------------	---	-----

## Evansville (3-1)

**H: (2-1) A: (0-0) N: (1-0)**

Feb. 28, 1998	Santa Barbara, Calif.	W	7-2
Feb. 19, 1999	Starkville, Miss.	L	2-3 (8)
Feb. 20, 1999	Starkville, Miss.	W	1-0 (8)
Feb. 21, 1999	Starkville, Miss.	W	7-0

## Fairleigh Dickinson (1-0)

**H: (0-0) A: (0-0) N: (1-0)**

Mar. 15, 1983	Columbia, S.C.	W	21-6
---------------	----------------	---	------

## Florida A&M (4-2)

**H: (2-0) A: (1-1) N: (1-1)**

Mar. 7, 1984	Starkville, Miss.	W	11-0
Mar. 7, 1984	Starkville, Miss.	W	11-8
Mar. 17, 1984	Tallahassee, Fla.	W	5-2
Mar. 22, 1985	Tallahassee, Fla.	L	0-1
Mar. 5, 1998	Tampa, Fla.	L	8-3
Mar. 4, 2005	Marietta, Ga.	W	4-2

## Florida Atlantic (3-3)

**H: (0-0) A: (2-0) N: (1-3)**

Mar. 6, 1999	Tampa, Fla.	W	10-2
Mar. 10, 2001	Tampa, Fla.	L	2-3
Mar. 7, 2002	Plant City, Fla.	L	0-6
May 21, 2004	Lincoln, Neb.	L	0-1
Feb. 13, 2014	Boca Raton, Fla.	W	2-1
Feb. 13, 2014	Boca Raton, Fla.	W	5-0

## Florida Gulf Coast (1-1)

**H: (0-0) A: (0-0) N: (1-1)**

Mar. 5, 2009	Honolulu, Hawai'i	L	3-8
Feb. 18, 2017	Puerto Vallarta, Mexico	W	6-3

## Florida International (2-0)

**H: (0-0) A: (0-0) N: (2-0)**

Mar. 9, 2002	Plant City, Fla.	W	3-2 (8)
May 15, 2003	Lincoln, Neb.	W	4-2

## Florida State (7-7)

**H: (0-2) A: (3-3) N: (4-2)**

Mar. 8, 1984	Starkville, Miss.	L	0-1 (9)
Mar. 8, 1984	Starkville, Miss.	L	2-6
Mar. 16, 1984	Tallahassee, Fla.	L	0-5
Mar. 21, 1986	Tallahassee, Fla.	L	1-3
Mar. 4, 1999	Tampa, Fla.	W	2-1
Mar. 4, 2000	Columbus, Ga.	W	4-0
Mar. 3, 2002	Tallahassee, Fla.	W	2-0
Feb. 28, 2003	Tallahassee, Fla.	W	3-1
Feb. 23, 2007	Columbus, Ga.	L	2-4
Feb. 15, 2009	Tallahassee, Fla.	W	5-4
May 16, 2009	Tallahassee, Fla.	L	0-5
Mar. 11, 2011	Tuscaloosa, Ala.	W	9-8 (10)
Mar. 12, 2011	Tuscaloosa, Ala.	W	8-7
May 17, 2013	Mobile, Ala.	L	2-5

## Fordham (2-1)

**H: (1-0) A: (0-0) N: (1-1)**

Feb. 16, 2008	Starkville, Miss.	W	6-5 (8)
Mar. 2, 2013	Orlando, Fla.	W	8-0 (5)
May 19, 2017	Salt Lake City, Utah	L	3-9

## Fresno State (1-3)

**H: (0-0) A: (0-1) N: (1-2)**

Feb. 11, 2000	Phoenix, Ariz.	L	2-4
Feb. 24, 2002	Columbus, Ga.	L	1-3
Mar. 14, 2010	Fresno, Calif.	L	3-11 (5)
Feb. 16, 2017	Puerto Vallarta, Mexico	W	4-1

## George Mason (0-1)

**H: (0-0) A: (0-0) N: (0-1)**

Mar. 16, 1984	Tallahassee, Fla.	L	8-13
---------------	-------------------	---	------

## Georgetown (3-0)

**H: (2-0) A: (0-0) N: (1-0)**

Mar. 29, 2008	Starkville, Miss.	W	8-0 (5)
Mar. 30, 2008	Starkville, Miss.	W	7-2
Mar. 13, 2010	Fresno, Calif.	W	7-6

## Georgia Southern (8-0)

**H: (3-0) A: (2-0) N: (3-0)**

Mar. 24, 1998	Starkville, Miss.	W	7-1
Mar. 24, 1998	Starkville, Miss.	W	9-1 (5)
Mar. 10, 2000	Tampa, Fla.	W	4-3
Mar. 8, 2001	Tampa, Fla.	W	3-2 (9)
Mar. 5, 2005	Marietta, Ga.	W	7-4
April 25, 2015	Statesboro, Ga.	W	6-2
April 26, 2015	Statesboro, Ga.	W	7-5 (9)
Feb. 11, 2016	Starkville, Miss.	W	6-0

## Georgia State (4-2)

**H: (4-1) A: (0-0) N: (0-1)**

Mar. 15, 1985	Starkville, Miss.	W	17-1
Mar. 28, 1986	Starkville, Miss.	W	2-0
Feb. 26, 2011	Kennesaw, Ga.	L	5-8
Feb. 9, 2013	Starkville, Miss.	W	9-1 (5)
Feb. 10, 2017	Starkville, Miss.	W	4-0
Feb. 12, 2017	Starkville, Miss.	L	1-3 (12)

## Georgia Tech (9-2)

**H: (5-0) A: (3-2) N: (1-0)**

April 21, 1999	Atlanta, Ga.	W	5-0
April 19, 2000	Starkville, Miss.	W	3-2
April 19, 2001	Atlanta, Ga.	W	3-2
April 19, 2001	Atlanta, Ga.	W	4-1 (10)
April 18, 2002	Starkville, Miss.	W	7-4
April 18, 2002	Starkville, Miss.	W	3-0
April 14, 2003	Atlanta, Ga.	L	1-9 (5)
April 14, 2003	Atlanta, Ga.	L	3-5
May 8, 2004	Starkville, Miss.	W	10-2 (6)
May 8, 2004	Starkville, Miss.	W	1-0
Feb. 25, 2012	Clearwater, Fla.	W	5-3

## Grambling (3-0)

**H: (0-0) A: (2-0) N: (1-0)**

Mar. 29, 1985	Columbus, Ga.	W	11-2
April 20, 1985	Grambling, La.	W	6-5
April 20, 1985	Grambling, La.	W	11-1

## Hawai'i (1-3)

**H: (0-0) A: (1-0) N: (0-3)**

Feb. 17, 2007	Las Vegas, Nev.	L	2-3
May 16, 2008	Tempe, Ariz.	L	7-9
May 17, 2008	Tempe, Ariz.	L	4-7
Mar. 6, 2009	Honolulu, Hawai'i	W	14-11

## Hofstra (3-1)

**H: (0-0) A: (0-0) N: (3-1)**

Mar. 7, 1998	Tampa, Fla.	W	8-3
Mar. 5, 1999	Tampa, Fla.	W	4-1
Feb. 26, 2010	Columbus, Ga.	L	1-2
Mar. 1, 2013	Kissimmee, Fla.	W	9-1 (6)

## Houston (2-2)

**H: (2-0) A: (0-2) N: (0-0)**

Feb. 27, 2004	Houston, Texas	L	1-3
May 6, 2013	Houston, Texas	L	5-6
Feb. 12, 2016	Starkville, Miss.	W	9-1 (6)
Feb. 14, 2016	Starkville, Miss.	W	7-1

## Idaho State (0-1)

**H: (0-0) A: (0-0) N: (0-1)**

Mar. 27, 1982	Bartlesville, Okla.	L	0-8
---------------	---------------------	---	-----

## Illinois Central College (1-0)

**H: (0-0) A: (0-0) N: (1-0)**

April 13, 1985	Owensboro, Ky.	W	5-3
----------------	----------------	---	-----

## Illinois-Chicago (3-1)

**H: (0-0) A: (0-0) N: (3-1)**

Mar. 11, 2000	Tampa, Fla.	W	4-2
Feb. 22, 2003	Las Cruces, N.M.	W	4-1
Feb. 11, 2011	Las Vegas, Nev.	L	4-5
Feb. 13, 2011	Las Vegas, Nev.	W	5-2

## Illinois State (1-1)

**H: (0-0) A: (0-0) N: (1-1)**

April 15, 1983	Ruston, La.	L	0-2
Feb. 28, 2010	Columbus, Ga.	W	9-3

## Incarnate Word (1-0)

**H: (0-0) A: (0-0) N: (1-0)**

Feb. 27, 2016	Gulfport, Miss.	W	6-0
---------------	-----------------	---	-----

## Indiana State (1-0)

**H: (1-0) A: (0-0) N: (0-0)**

Mar. 6, 2007	Starkville, Miss.	W	2-1
--------------	-------------------	---	-----

## Iona (1-0)

**H: (1-0) A: (0-0) N: (0-0)**

Feb. 7, 2009	Starkville, Miss.	W	10-0 (5)
--------------	-------------------	---	----------

## Iowa (4-2)

**H: (3-0) A: (0-0) N: (1-2)**

April 3, 1982	Springfield, Mo.	L	1-6
Mar. 5, 1998	Tampa, Fla.	L	2-4
May 20, 2004	Lincoln, Neb.	W	2-1 (8)
Feb. 21, 2014	Starkville, Miss.	W	2-0
Feb. 22, 2014	Starkville, Miss.	W	5-0
Feb. 23, 2014	Starkville, Miss.	W	9-1 (5)

## Iowa State (1-2)

**H: (1-1) A: (0-0) N: (0-1)**

Mar. 26, 1982	Bartlesville, Okla.	L	1-12
Feb. 9, 2007	Starkville, Miss.	W	9-3
Feb. 10, 2007	Starkville, Miss.	L	3-8

## IPFW (1-0)

**H: (0-0) A: (0-0) N: (1-0)**

Feb. 22, 2003	Las Cruces, N.M.	W	5-1
---------------	------------------	---	-----

## Jackson State (9-0)

**H: (7-0) A: (2-0) N: (0-0)**

Feb. 7, 2004	Starkville, Miss.	W	25-2 (5)
Feb. 8, 2004	Starkville, Miss.	W	18-3 (5)
April 9, 2009	Starkville, Miss.	W	9-0 (5)
April 9, 2009	Starkville, Miss.	W	3-0
Feb. 29, 2012	Jackson, Miss.	W	11-2 (6)
April 10, 2012	Starkville, Miss.	W	12-3 (5)
April 12, 2013	Starkville, Miss.	W	2-0
April 15, 2014	Jackson, Miss.	W	6-4
April 5, 2017	Starkville, Miss.	W	14-0 (6)

## Jacksonville (2-0)

**H: (0-0) A: (0-0) N: (2-0)**

Feb. 10, 2006	Tampa, Fla.	W	8-0 (5)
Feb. 11, 2006	Tampa, Fla.	W	8-0 (5)

## Jacksonville State (10-3)

**H: (7-2) A: (2-0) N: (1-1)**

Feb. 20, 1998	Starkville, Miss.	W	3-0
Feb. 27, 1999	Starkville, Miss.	L	3-6
Feb. 27, 1999	Starkville, Miss.	W	4-0
Mar. 12, 1999	Starkville, Miss.	L	6-7 (8)
Mar. 15, 2000	Starkville, Miss.	W	6-0
Mar. 15, 2000	Starkville, Miss.	W	5-1
April 21, 2001	Jacksonville, Ala.	W	3-2
April 24, 2002	Starkville, Miss.	W	10-1 (5)
Feb. 16, 2003	Oxford, Miss.	L	1-9 (6)
Feb. 11, 2012	Mobile, Ala.	W	8-1
Mar. 12, 2013	Jacksonville, Ala.	W	7-2
Feb. 8, 2014	Starkville, Miss.	W	9-1 (6)
Feb. 9, 2014	Starkville, Miss.	W	8-0 (5)

## Kansas (0-2)

**H: (0-0) A: (0-0) N: (0-2)**

April 3, 1982	Springfield, Mo.	L	1-9
Mar. 3, 2002	Tallahassee, Fla.	L	3-4

## Kennesaw State (2-3)

**H: (2-1) A: (0-2) N: (0-0)**

Feb. 10, 2007	Starkville, Miss.	W	6-0
Feb. 6, 2009	Starkville, Miss.	L	0-4
Feb. 26, 2011	Kennesaw, Ga.	L	2-3
Mar. 11, 2014	Kennesaw, Ga.	L	1-2 (8)
March 4, 2015	Starkville, Miss.	W	6-2

## Kent State (0-2)

**H: (0-0) A: (0-0) N: (0-2)**

Mar. 12, 1982	Baton Rouge, La.	L	3-10
Mar. 12, 1982	Baton Rouge, La.	L	8-9

## Kentucky Wesleyan (6-0)

**H: (4-0) A: (2-0) N: (0-0)**

April 14, 1984	Owensboro, Ky.	W	4-3
Mar. 9, 1985	Starkville, Miss.	W	8-5
Mar. 9, 1985	Starkville, Miss.	W	7-2
April 12, 1985	Owensboro, Ky.	W	4-2
Mar. 8, 1986	Starkville, Miss.	W	3-0
Mar. 8, 1986	Starkville, Miss.	W	11-2

## Lincoln College (1-0)

**H: (0-0) A: (0-0) N: (1-0)**

April 27, 1985	Cookeville, Tenn.	W	7-4
----------------	-------------------	---	-----

## Lipscomb (3-0)

**H: (1-0) A: (1-0) N: (1-0)**

Feb. 10, 2012	Mobile, Ala.	W	3-1
Feb. 17, 2013	Starkville, Miss.	W	4-3 (10)
March 31, 2015	Nashville, Tenn.	W	1-0

## Long Beach State (1-1)

**H: (0-0) A: (0-1) N: (1-0)**

Mar. 11, 2006	Lakewood, Calif.	W	13-2
Mar. 12, 2016	Long Beach, Calif.	L	1-5

## Long Island (3-0)

**H: (0-0) A: (0-0) N: (3-0)**

Mar. 2, 2013	Orlando, Fla.	W	2-0
Feb. 14, 2014	Boca Raton, Fla.	W	5-1
Feb. 15, 2014	Boca Raton, Fla.	W	1-0 (11)

## Longwood (1-0)

**H: (1-0) A: (0-0) N: (0-0)**

Mar. 5, 2016	Starkville, Miss.	W	3-1
--------------	-------------------	---	-----

## Louisiana (3-12)\*

**H: (1-5) A: (2-5) N: (0-2)**

Mar. 19, 1982	Starkville, Miss.	W	13-3
Mar. 19, 1982	Starkville, Miss.	L	9-15
Feb. 26, 1983	Lafayette, La.	L	1-2
Feb. 26, 1983	Lafayette, La.	L	1-6
April 7, 1984	Starkville, Miss.	L	0-1
April 7, 1984	Starkville, Miss.	L	2-3

Feb. 28, 1986	Thibodaux, La.	L	1-2
April 7, 1986	Lafayette, La.	W	3-0
April 7, 1986	Lafayette, La.	W	5-1
May 2, 1999	Starkville, Miss.	L	1-7
May 2, 1999	Starkville, Miss.	L	2-4
May 18, 2002	Lafayette, La.	L	3-10
Feb. 12, 2005	Lafayette, La.	L	2-7
Feb. 24, 2012	Clearwater, Fla.	L	3-6
Feb. 13, 2013	Lafayette, La.	L	1-9 (6)

\*Until 1999, known as University of Southwestern Louisiana

## Louisiana-Monroe (12-6)

**H: (8-2) A: (3-4) N: (1-0)**

Mar. 13, 1983	Starkville, Miss.	L	0-3
Mar. 13, 1983	Starkville, Miss.	W	4-3
April 10, 1984	Monroe, La.	L	2-3
April 10, 1984	Monroe, La.	L	0-1
Feb. 23, 1997	Monroe, La.	L	1-5
April 23, 1998	Starkville, Miss.	L	0-6
April 23, 1998	Starkville, Miss.	W	1-0
April 14, 1998	Monroe, La.	W	11-0 (6)
April 14, 1998	Monroe, La.	W	7-5
April 15, 1999	Starkville, Miss.	W	9-1 (5)
April 15, 1999	Starkville, Miss.	W	3-2 (9)
April 11, 2000	Monroe, La.	L	1-2
April 11, 2000	Monroe, La.	W	3-2
Feb. 20, 2001	Starkville, Miss.	W	2-1 (9)
Feb. 20, 2001	Starkville, Miss.	W	8-5
Feb. 7, 2009	Starkville, Miss.	W	5-3
Feb. 8, 2009	Starkville, Miss.	W	12-5
Feb. 19, 2010	College Station, Texas	W	4-0

## Louisiana Tech (11-9)

**H: (9-7) A: (1-2) N: (1-0)**

April 23, 1983	Starkville, Miss.	L	0-4
April 23, 1983	Starkville, Miss.	L	0-9
Mar. 10, 1984	Starkville, Miss.	L	0-4
Mar. 10, 1984	Starkville, Miss.	L	1-9
April 19, 1985	Ruston, La.	L	0-3
April 19, 1985	Ruston, La.	L	2-5
April 12, 1986	Starkville, Miss.	L	1-2
April 12, 1986	Starkville, Miss.	L	0-1
April 25, 1997	Starkville, Miss.	L	2-5
April 25, 1997	Starkville, Miss.	W	3-2 (10)
Feb. 6, 2004	Starkville, Miss.	W	6-1
Feb. 8, 2004	Starkville, Miss.	W	1-0
Feb. 4, 2005	Starkville, Miss.	W	9-0 (5)
Feb. 6, 2005	Starkville, Miss.	W	9-7
Mar. 10, 2008	Starkville, Miss.	W	5-2
Feb. 18, 2011	Starkville, Miss.	W	3-2
Mar. 2, 2012	Starkville, Miss.	W	8-0 (5)
Feb. 12, 2015	Starkville, Miss.	W	6-4
April 13, 2016	Ruston, La.	W	3-2
Mar. 24, 2017	Norman, Okla.	W	5-4

## Luther College (1-1)

**H: (1-1) A: (0-0) N: (0-0)**

Mar. 23, 1984	Starkville, Miss.	W	3-2
Mar. 23, 1984	Starkville, Miss.	L	4-6

## Maine (1-0)

**H: (0-0) A: (0-0) N: (1-0)**

Mar. 23, 1985	Tallahassee, Fla.	W	7-0
---------------	-------------------	---	-----

## Marshall (3-0)

**H: (3-0) A: (0-0) N: (0-0)**

Mar. 29, 2014	Starkville, Miss.	W	4-0
Mar. 29, 2014	Starkville, Miss.	W	2-0
Mar. 30, 2014	Starkville, Miss.	W	9-1 (5)

## Maryland (3-0)

**H: (0-0) A: (0-0) N: (3-0)**

Feb. 27, 2010	Columbus, Ga.	W	5-4
Mar. 1, 2013	Orlando, Fla.	W	4-3
Feb. 27, 2015	Orlando, Fla.	W	6-2

## Massachusetts (4-1)

**H: (1-0) A: (0-0) N: (3-1)**

Mar. 4, 2000	Columbus, Ga.	W	7-0
Mar. 11, 2000	Tampa, Fla.	W	4-1
Mar. 2, 2008	Columbus, Ga.	W	3-2
Feb. 26, 2010	Columbus, Ga.	L	6-7 (9)
Mar. 3, 2017	Starkville, Miss.	W	4-1

## McNeese State (3-1)

**H: (1-0) A: (0-0) N: (2-1)**

Mar. 25, 1997	Starkville, Miss.	W	3-2
Feb. 12, 2005	Lafayette, La.	W	5-0
Feb. 26, 2016	Gulfport, Miss.	L	4-8
Feb. 28, 2016	Gulfport, Miss.	W	3-0

## Memphis (6-0)

**H: (3-0) A: (1-0) N: (2-0)**

Feb. 12, 2012	Mobile, Ala.	W	9-6
April 24, 2012	Starkville, Miss.	W	9-1 (6)
Mar. 6, 2013	Starkville, Miss.	W	8-1
Mar. 1, 2014	Gulfport, Miss.	W	3-2
Mar. 18, 2014	Memphis, Tenn.	W	2-1
April 22, 2015	Starkville, Miss.	W	11-3 (5)

## Mercer (2-1)

**H: (0-0) A: (1-0) N: (1-1)**

Mar. 11, 2006	Lakewood, Calif.	W	4-3
Feb. 24, 2008	Macon, Ga.	W	5-2
Feb. 25, 2011	Kennesaw, Ga.	L	5-6

## Miami (Ohio) (3-0)

**H: (0-0) A: (0-0) N: (3-0)**

Feb. 21, 2003	Las Cruces, N.M.	W	5-2
Feb. 14, 2009	Tallahassee, Fla.	W	3-0
March 1, 2015	Orlando, Fla.	W	3-1

## Michigan (1-7)

**H: (0-2) A: (0-0) N: (1-5)**

Mar. 7, 1998	Tampa, Fla.	L	1-2 (8)
Mar. 5, 1999	Tampa, Fla.	L	3-9
Mar. 7, 1999	Tampa, Fla.	L	3-4
Mar. 1, 2001	Starkville, Miss.	L	1-3
Feb. 22, 2002	Columbus, Ga.	W	3-2
Feb. 29, 2008	Columbus, Ga.	L	0-2
Mar. 3, 2010	Starkville, Miss.	L	0-3
Feb. 26, 2012	Clearwater, Fla.	L	1-3

## Michigan State (2-2)

**H: (1-2) A: (0-0) N: (1-0)**

Mar. 22, 1984	Starkville, Miss.	L	3-11
Mar. 22, 1984	Starkville, Miss.	L	1-6
Mar. 7, 1999	Tampa, Fla.	W	4-2
Mar. 9, 2001	Starkville, Miss.	W	6-2

## Middle Tennessee (5-1)

**H: (4-0) A: (1-1) N: (0-0)**

Mar. 17, 2005	Murfreesboro, Tenn.	W	8-0 (5)
Mar. 17, 2005	Murfreesboro, Tenn.	L	5-6
Mar. 28, 2006	Starkville, Miss.	W	9-3
Mar. 28, 2006	Starkville, Miss.	W	13-1 (5)
April 22, 2013	Starkville, Miss.	W	8-1
Feb. 6, 2015	Starkville, Miss.	W	9-1 (6)

## Mississippi Univ. For Women (7-2)

**H: (4-1) A: (0-0) N: (3-1)**

Mar. 16, 1985	Starkville, Miss.	L	1-10
Mar. 30, 1985	Columbus, Miss.	W	5-0
April 9, 1985	Starkville, Miss.	W	7-1
April 9, 1985	Starkville, Miss.	W	7-2
April 12, 1985	Owensboro, Ky.	W	3-2
April 23, 1985	Columbus, Miss.	L	1-5
April 23, 1985	Columbus, Miss.	W	5-1
April 4, 1986	Starkville, Miss.	W	6-5
April 4, 1986	Starkville, Miss.	W	10-0

## Mississippi Valley State (29-1)

**H: (21-0) A: (6-1) N: (2-0)**

Feb. 14, 2003	Starkville, Miss.	.....W.....	14-0 (5)
Feb. 21, 2004	Starkville, Miss.	.....W.....	12-0 (5)
Feb. 22, 2004	Starkville, Miss.	.....W.....	7-0
Feb. 5, 2005	Starkville, Miss.	.....W.....	15-0 (5)
Feb. 6, 2005	Starkville, Miss.	.....W.....	8-0 (6)
Mar. 21, 2006	Starkville, Miss.	.....W.....	5-0
Mar. 21, 2006	Starkville, Miss.	.....W.....	6-3
Feb. 21, 2007	Starkville, Miss.	.....W.....	10-2 (5)
April 18, 2007	Itta Bena, Miss.	.....L.....	3-5
Feb. 13, 2008	Starkville, Miss.	.....W.....	10-0 (5)
Mar. 29, 2008	Starkville, Miss.	.....W.....	10-1 (5)
Mar. 30, 2008	Starkville, Miss.	.....W.....	12-0 (5)
Feb. 25, 2009	Itta Bena, Miss.	.....W.....	10-4
May 8, 2009	Starkville, Miss.	.....W.....	10-2 (5)
May 8, 2009	Starkville, Miss.	.....W.....	4-1
Mar. 6, 2010	Starkville, Miss.	.....W.....	11-1 (5)
Mar. 24, 2010	Itta Bena, Miss.	.....W.....	9-6
April 7, 2010	Ridgeland, Miss.	.....W.....	9-1 (5)
Mar. 6, 2011	Starkville, Miss.	.....W.....	8-0 (5)
April 12, 2011	Itta Bena, Miss.	.....W.....	5-1
April 19, 2011	Starkville, Miss.	.....W.....	9-1 (6)
Feb. 19, 2012	Starkville, Miss.	.....W.....	3-2
Mar. 28, 2012	Itta Bena, Miss.	.....W.....	4-3 (8)
April 24, 2013	Starkville, Miss.	.....W.....	1-0
May 18, 2013	Mobile, Ala.	.....W.....	2-1
Feb. 7, 2014	Starkville, Miss.	.....W.....	8-0 (5)
April 1, 2014	Itta Bena, Miss.	.....W.....	13-0 (5)
Feb. 5, 2015	Starkville, Miss.	.....W.....	8-0 (6)
April 28, 2016	Itta Bena, Miss.	.....W.....	6-0
Mar. 29, 2017	Starkville, Miss.	.....W.....	8-0 (6)

## Missouri State (1-3)

**H: (1-3) A: (0-0) N: (0-0)**

Mar. 20, 1985	Starkville, Miss.	.....L.....	0-1
Mar. 20, 1985	Starkville, Miss.	.....W.....	4-2
Mar. 7, 1986	Starkville, Miss.	.....L.....	0-2
Mar. 7, 1986	Starkville, Miss.	.....L.....	3-10

## Monmouth (1-0)

**H: (0-0) A: (0-0) N: (1-0)**

Mar. 11, 2003	Conway, S.C.	.....W.....	9-1 (6)
---------------	--------------	-------------	---------

## Mount St. Mary's (1-0)

**H: (0-0) A: (0-0) N: (1-0)**

Mar. 7, 2009	Honolulu, Hawai'i	.....W.....	6-1
--------------	-------------------	-------------	-----

## Murray State (1-0)

**H: (1-0) A: (0-0) N: (0-0)**

Feb. 17, 2013	Starkville, Miss.	.....W.....	4-1
---------------	-------------------	-------------	-----

## Nebraska (0-3)

**H: (0-0) A: (0-1) N: (0-2)**

Feb. 7, 2003	Phoenix, Ariz.	.....L.....	5-7
May 16, 2003	Lincoln, Neb.	.....L.....	0-8 (6)
Feb. 24, 2007	Columbus, Ga.	.....L.....	6-7 (9)

## Nebraska-Omaha (0-1)

**H: (0-0) A: (0-0) N: (0-1)**

Mar. 26, 1982	Bartlesville, Okla.	.....L.....	0-8
---------------	---------------------	-------------	-----

## Nevada (1-0)

**H: (0-0) A: (0-0) N: (1-0)**

Feb. 21, 2003	Las Cruces, N.M.	.....W.....	7-0
---------------	------------------	-------------	-----

## New Mexico (2-0)

**H: (0-0) A: (0-0) N: (2-0)**

Mar. 14, 1997	San Jose, Calif.	.....W.....	4-0
Mar. 15, 1997	San Jose, Calif.	.....W.....	7-2

## New Mexico State (3-0)

**H: (0-0) A: (0-0) N: (3-0)**

Feb. 12, 1999	Phoenix, Ariz.	.....W.....	4-2
Mar. 6, 1999	Tampa, Fla.	.....W.....	7-0
Feb. 9, 2002	Phoenix, Ariz.	.....W.....	7-6 (8)

## Nicholls State (3-7)

**H: (1-3) A: (0-2) N: (2-2)**

April 9, 1983	Starkville, Miss.	.....L.....	2-4
April 9, 1983	Starkville, Miss.	.....L.....	2-4
April 25, 1984	Thibodaux, La.	.....L.....	3-7
April 25, 1984	Thibodaux, La.	.....L.....	8-13
Mar. 22, 1985	Tallahassee, Fla.	.....L.....	2-3 (9)
April 2, 1985	Starkville, Miss.	.....W.....	3-2
April 2, 1985	Starkville, Miss.	.....L.....	3-5
Feb. 21, 1997	Monroe, La.	.....L.....	0-6
Mar. 8, 2002	Plant City, Fla.	.....W.....	8-0 (5)
Mar. 1, 2014	Gulfport, Miss.	.....W.....	7-0

## North Carolina (2-3)

**H: (0-0) A: (0-0) N: (2-3)**

Mar. 9, 2000	Tampa, Fla.	.....W.....	6-0
Mar. 8, 2002	Plant City, Fla.	.....W.....	8-3
Feb. 25, 2007	Columbus, Ga.	.....L.....	4-8
Mar. 12, 2011	Tuscaloosa, Ala.	.....L.....	4-12 (5)
Mar. 13, 2011	Tuscaloosa, Ala.	.....L.....	2-8

## North Carolina State (2-2)

**H: (1-1) A: (0-0) N: (1-1)**

Feb. 4, 2005	Starkville, Miss.	.....L.....	1-2
Feb. 5, 2005	Starkville, Miss.	.....W.....	5-1
Feb. 29, 2008	Columbus, Ga.	.....W.....	4-0
Feb. 27, 2010	Columbus, Ga.	.....L.....	3-4

## North Florida (2-0)

**H: (2-0) A: (0-0) N: (0-0)**

Feb. 24, 2017	Starkville, Miss.	.....W.....	7-5
Feb. 25, 2017	Starkville, Miss.	.....W.....	4-1

## North Texas (1-0)

**H: (0-0) A: (0-0) N: (1-0)**

April 19, 1986	Arlington, Texas.	.....W.....	6-3
----------------	-------------------	-------------	-----

## Northern Illinois (0-1)

**H: (0-0) A: (0-0) N: (0-1)**

Feb. 23, 1997	Monroe, La.	.....L.....	1-2
---------------	-------------	-------------	-----

## Northern Kentucky (2-0)

**H: (2-0) A: (0-0) N: (0-0)**

Feb. 7, 2014	Starkville, Miss.	.....W.....	12-1 (5)
Feb. 8, 2014	Starkville, Miss.	.....W.....	6-1

## Northwestern State (8-5)

**H: (5-3) A: (2-2) N: (1-0)**

Mar. 3, 1984	Natchitoches, La.	.....W.....	2-1
Mar. 3, 1984	Natchitoches, La.	.....L.....	3-7
Feb. 14, 1998	Starkville, Miss.	.....L.....	1-3
Feb. 14, 1998	Starkville, Miss.	.....W.....	3-1
Feb. 15, 1998	Starkville, Miss.	.....W.....	5-0
Feb. 6, 1999	Natchitoches, La.	.....L.....	0-1
Feb. 6, 1999	Natchitoches, La.	.....W.....	3-1
Feb. 19, 1999	Starkville, Miss.	.....W.....	6-1
Feb. 18, 2000	Starkville, Miss.	.....W.....	3-2
May 16, 2002	Lafayette, La.	.....W.....	9-6
Feb. 24, 2006	Starkville, Miss.	.....W.....	5-2
Feb. 16, 2013	Starkville, Miss.	.....L.....	5-10
Mar. 4, 2016	Starkville, Miss.	.....L.....	0-1

## Notre Dame (1-1)

**H: (0-0) A: (0-0) N: (1-1)**

Mar. 15, 1997	San Jose, Calif.	.....L.....	3-8
March 1, 2015	Orlando, Fla.	.....W.....	6-1

## Oakland (2-0)

**H: (2-0) A: (0-0) N: (0-0)**

Feb. 27, 2002	Starkville, Miss.	.....W.....	5-0
Feb. 27, 2002	Starkville, Miss.	.....W.....	10-1 (5)

## Ohio (1-0)

**H: (0-0) A: (0-0) N: (1-0)**

Mar. 2, 2014	Gulfport, Miss.	.....W.....	2-1
--------------	-----------------	-------------	-----

## Ohio State (1-3)

**H: (0-0) A: (0-0) N: (1-3)**

Mar. 23, 1985	Tallahassee, Fla.	.....L.....	2-3
Mar. 21, 1986	Tallahassee, Fla.	.....W.....	3-2
Mar. 6, 2005	Marietta, Ga.	.....L.....	0-11 (5)
Feb. 27, 2009	Columbus, Ga.	.....L.....	0-7

## Oklahoma (0-3)

**H: (0-0) A: (0-0) N: (0-3)**

April 16, 1983	Ruston, La.	.....L.....	0-4
Mar. 3, 2000	Columbus, Ga.	.....L.....	4-12 (6)
Mar. 24, 2017	Norman, Okla.	.....L.....	3-5

## Oklahoma City (0-1)

**H: (0-0) A: (0-0) N: (0-1)**

April 19, 1986	Arlington, Texas.	.....L.....	2-3
----------------	-------------------	-------------	-----

## Oklahoma State (0-3)

**H: (0-0) A: (0-0) N: (0-3)**

Mar. 25, 1982	Bartlesville, Okla.	.....L.....	0-2
April 2, 1982	Springfield, Mo.	.....L.....	1-9
Feb. 14, 2004	San Diego, Calif.	.....L.....	2-3

## Oregon (1-0)

**H: (0-0) A: (0-0) N: (1-0)**

Feb. 8, 2008	Palm Springs, Calif.	.....W.....	3-0
--------------	----------------------	-------------	-----

## Oregon State (2-4)

**H: (0-0) A: (0-0) N: (2-4)**

Feb. 9, 2001	Corpus Christi, Texas	.....L.....	0-3
Feb. 10, 2001	Corpus Christi, Texas	.....L.....	0-1 (8)
Feb. 27, 2005	Palm Springs, Calif.	.....L.....	5-6
Mar. 6, 2009	Honolulu, Hawai'i	.....L.....	0-2
Feb. 20, 2010	College Station, Texas	.....W.....	13-3
Feb. 21, 2010	College Station, Texas	.....W.....	6-5 (8)

## Pacific (1-2)

**H: (0-0) A: (0-0) N: (1-2)**

Feb. 26, 2005	Palm Springs, Calif.	.....L.....	4-5
May 18, 2007	Tuscon, Ariz.	.....W.....	7-1
May 19, 2007	Tuscon, Ariz.	.....L.....	10-12

## Penn State (5-2)

**H: (4-0) A: (0-0) N: (1-2)**

Mar. 9, 2000	Tampa, Fla.	.....W.....	2-0
Feb. 24, 2001	Las Vegas, Nev.	.....L.....	3-8
Feb. 24, 2001	Las Vegas, Nev.	.....L.....	5-6
Feb. 21, 2015	Starkville, Miss.	.....W.....	9-3
Feb. 21, 2015	Starkville, Miss.	.....W.....	10-5 (6)
Feb. 22, 2015	Starkville, Miss.	.....W.....	10-2 (5)
Mar. 8, 2016	Starkville, Miss.	.....W.....	9-3

## Portland State (0-1)

**H: (0-0) A: (0-0) N: (0-1)**

May 18, 2012	Eugene, Ore.	.....L.....	0-2
--------------	--------------	-------------	-----

## Purdue (3-1)

**H: (2-0) A: (0-0) N: (1-1)**

Feb. 9, 2007	Starkville, Miss.	.....W.....	6-5
Feb. 11, 2007	Starkville, Miss.	.....W.....	8-1
Feb. 13, 2009	Tallahassee, Fla.	.....W.....	4-3
Feb. 27, 2011	Kennesaw, Ga.	.....L.....	0-5

## Radford (0-1)

**H: (0-0) A: (0-0) N: (0-1)**

Mar. 8, 2009	Honolulu, Hawai'i	.....L.....	1-3
--------------	-------------------	-------------	-----

## Rhode Island (0-1)

**H: (0-0) A: (0-0) N: (0-1)**

Mar. 16, 1983	Columbia, S.C.	.....L.....	5-9
---------------	----------------	-------------	-----

## Rutgers (1-0)

**H: (1-0) A: (0-0) N: (0-0)**

Feb. 20, 2009	Starkville, Miss.	.....W.....	6-0
---------------	-------------------	-------------	-----



## Saint Francis (Pa.) (1-0)

H: (0-0) A: (0-0) N: (1-0)

Mar. 4, 2005 Marietta, Ga. . . . .W. . . . . 7-0

## Saint Mary's (Calif.) (0-1)

H: (0-0) A: (0-0) N: (0-1)

Mar. 14, 1997 San Jose, Calif. . . . .L . . . . . 1-2

## Saint Mary's (Neb.) (1-0)

H: (1-0) A: (0-0) N: (0-0)

Mar. 29, 1986 Starkville, Miss. . . . .W. . . . . 11-1

## Samford (19-2)

H: (12-1) A: (5-1) N: (2-0)

Feb. 26, 1997 Starkville, Miss. . . . .W. . . . . 4-0  
Feb. 26, 1997 Starkville, Miss. . . . .W. . . . . 4-0  
Mar. 20, 1997 Birmingham, Ala. . . . .W. . . . . 6-1  
Mar. 20, 1997 Birmingham, Ala. . . . .W. . . . . 7-1  
April 21, 1998 Starkville, Miss. . . . .W. . . . . 3-2 (10)  
April 21, 1998 Starkville, Miss. . . . .W. . . . . 5-0  
April 29, 1999 Starkville, Miss. . . . .W. . . . . 4-0  
April 29, 1999 Starkville, Miss. . . . .W. . . . . 4-1  
April 25, 2000 Starkville, Miss. . . . .L . . . . . 0-2  
Feb. 16, 2003 Oxford, Miss. . . . .W. . . . . 15-4 (5)  
Mar. 1, 2006 Starkville, Miss. . . . .W. . . . . 9-1 (6)  
Mar. 1, 2006 Starkville, Miss. . . . .W. . . . . 3-1  
Mar. 7, 2007 Starkville, Miss. . . . .W. . . . . 7-0  
April 4, 2007 Birmingham, Ala. . . . .L . . . . . 0-3  
Feb. 14, 2012 Birmingham, Ala. . . . .W. . . . . 6-3  
Mar. 4, 2012 Starkville, Miss. . . . .W. . . . . 11-5  
April 16, 2013 Birmingham, Ala. . . . .W. . . . . 13-1 (5)  
Feb. 26, 2014 Birmingham, Ala. . . . .W. . . . . 9-1 (6)  
Feb. 21, 2016 Mobile, Ala. . . . .W. . . . . 5-2 (8)  
Mar. 3, 2017 Starkville, Miss. . . . .W. . . . . 6-1  
Mar. 4, 2017 Starkville, Miss. . . . .W. . . . . 6-5 (12)

## San Diego State (1-2)

H: (0-0) A: (0-2) N: (1-0)

Feb. 13, 2004 San Diego, Calif. . . . .L . . . . . 3-5  
Feb. 15, 2004 San Diego, Calif. . . . .L . . . . . 1-2 (8)  
Feb. 9, 2008 Palm Springs, Calif. . . . .W. . . . . 8-0 (6)

## Santa Clara (1-0)

H: (0-0) A: (0-0) N: (1-0)

Mar. 5, 2009 Honolulu, Hawai'i . . . . .W. . . . . 11-3

## Seton Hall (1-0)

H: (0-0) A: (0-0) N: (1-0)

Feb. 23, 2007 Columbus, Ga. . . . .W. . . . . 23-0 (5)

## Siena (2-0)

H: (2-0) A: (0-0) N: (0-0)

Mar. 14, 1998 Starkville, Miss. . . . .W. . . . . 2-0  
Mar. 14, 1998 Starkville, Miss. . . . .W. . . . . 6-0

## SIU-Edwardsville (5-1)

H: (3-1) A: (0-0) N: (2-0)

Feb. 21, 2009 Starkville, Miss. . . . .W. . . . . 3-0  
Feb. 22, 2009 Starkville, Miss. . . . .W. . . . . 2-0  
Feb. 17, 2012 Starkville, Miss. . . . .L . . . . . 4-5  
Feb. 19, 2012 Starkville, Miss. . . . .W. . . . . 5-0  
Feb. 24, 2013 Southaven, Miss. . . . .W. . . . . 1-0  
Feb. 20, 2016 Mobile, Ala. . . . .W. . . . . 7-4

## South Alabama (3-5)

H: (1-3) A: (2-2) N: (0-0)

April 8, 2009 Starkville, Miss. . . . .W. . . . . 5-2  
Feb. 9, 2012 Mobile, Ala. . . . .W. . . . . 7-2  
Feb. 7, 2013 Starkville, Miss. . . . .L . . . . . 2-3  
May 18, 2013 Mobile, Ala. . . . .L . . . . . 0-3  
April 9, 2014 Mobile, Ala. . . . .L . . . . . 2-3  
April 15, 2015 Starkville, Miss. . . . .L . . . . . 2-3  
Feb. 19, 2016 Mobile, Ala. . . . .W. . . . . 4-2 (8)  
April 26, 2016 Starkville, Miss. . . . .L . . . . . 1-2

## South Florida (2-3)

H: (0-0) A: (2-2) N: (0-1)

Mar. 6, 1998 Tampa, Fla. . . . .L . . . . . 0-1  
Mar. 10, 2000 Tampa, Fla. . . . .L . . . . . 2-4  
Feb. 11, 2006 Tampa, Fla. . . . .W. . . . . 2-0  
Feb. 12, 2006 Tampa, Fla. . . . .W. . . . . 4-2  
Feb. 24, 2012 Clearwater, Fla. . . . .L . . . . . 0-1

## Southern (1-0)

H: (1-0) A: (0-0) N: (0-0)

Mar. 31, 2010 Starkville, Miss. . . . .W. . . . . 4-1

## Southern Illinois (7-3)

H: (7-3) A: (0-0) N: (0-0)

Feb. 17, 2001 Starkville, Miss. . . . .L . . . . . 2-3  
Feb. 15, 2002 Starkville, Miss. . . . .L . . . . . 0-2  
Feb. 16, 2002 Starkville, Miss. . . . .W. . . . . 5-3  
Feb. 17, 2006 Starkville, Miss. . . . .W. . . . . 2-0  
Feb. 15, 2008 Starkville, Miss. . . . .W. . . . . 7-3  
Feb. 17, 2008 Starkville, Miss. . . . .W. . . . . 4-3  
Feb. 19, 2011 Starkville, Miss. . . . .W. . . . . 10-8  
Feb. 20, 2011 Starkville, Miss. . . . .L . . . . . 4-9  
Feb. 25, 2017 Starkville, Miss. . . . .W. . . . . 5-2  
Feb. 26, 2017 Starkville, Miss. . . . .W. . . . . 6-2

## Southern Mississippi (36-12)

H: (16-7) A: (17-2) N: (3-3)

Mar. 22, 1983 Starkville, Miss. . . . .W. . . . . 3-0  
Mar. 22, 1983 Starkville, Miss. . . . .W. . . . . 4-3  
April 12, 1983 Hattiesburg, Miss. . . . .W. . . . . 3-0  
April 12, 1983 Hattiesburg, Miss. . . . .W. . . . . 5-4  
April 3, 1984 Hattiesburg, Miss. . . . .W. . . . . 7-6  
April 3, 1984 Hattiesburg, Miss. . . . .W. . . . . 3-2  
April 17, 1984 Starkville, Miss. . . . .W. . . . . 4-1  
April 17, 1984 Starkville, Miss. . . . .W. . . . . 5-0  
Mar. 19, 1985 Starkville, Miss. . . . .L . . . . . 3-5 (8)  
Mar. 19, 1985 Starkville, Miss. . . . .L . . . . . 4-5 (9)  
Mar. 29, 1985 Columbus, Miss. . . . .W. . . . . 4-0  
April 4, 1985 Hattiesburg, Miss. . . . .W. . . . . 6-1  
April 4, 1985 Hattiesburg, Miss. . . . .W. . . . . 9-1  
Mar. 25, 1986 Hattiesburg, Miss. . . . .W. . . . . 5-4  
Mar. 25, 1986 Hattiesburg, Miss. . . . .W. . . . . 3-1  
Mar. 28, 1986 Starkville, Miss. . . . .W. . . . . 4-2  
April 23, 1986 Starkville, Miss. . . . .W. . . . . 3-2  
April 23, 1986 Starkville, Miss. . . . .W. . . . . 5-1  
Mar. 12, 1999 Chattanooga, Tenn. . . . .L . . . . . 0-4  
April 5, 2000 Starkville, Miss. . . . .L . . . . . 0-2  
April 5, 2000 Starkville, Miss. . . . .W. . . . . 2-1  
April 5, 2001 Starkville, Miss. . . . .L . . . . . 1-2  
April 5, 2001 Starkville, Miss. . . . .W. . . . . 9-6  
Feb. 16, 2002 Starkville, Miss. . . . .L . . . . . 2-7  
April 3, 2002 Hattiesburg, Miss. . . . .W. . . . . 6-2  
April 3, 2002 Hattiesburg, Miss. . . . .L . . . . . 0-3  
Feb. 4, 2003 Starkville, Miss. . . . .W. . . . . 3-1  
April 3, 2003 Madison, Miss. . . . .L . . . . . 5-8  
Mar. 24, 2004 Hattiesburg, Miss. . . . .L . . . . . 0-6  
April 6, 2004 Ridgeland, Miss. . . . .W. . . . . 6-3  
Mar. 2, 2005 Starkville, Miss. . . . .W. . . . . 9-0 (6)  
April 7, 2005 Starkville, Miss. . . . .W. . . . . 5-2  
Mar. 7, 2006 Starkville, Miss. . . . .L . . . . . 0-2  
Mar. 30, 2006 Hattiesburg, Miss. . . . .W. . . . . 8-0 (5)  
April 12, 2007 Starkville, Miss. . . . .W. . . . . 9-2  
April 24, 2007 Hattiesburg, Miss. . . . .W. . . . . 10-6  
Mar. 18, 2008 Hattiesburg, Miss. . . . .W. . . . . 9-0 (5)  
April 23, 2008 Starkville, Miss. . . . .W. . . . . 5-2  
Feb. 11, 2009 Starkville, Miss. . . . .L . . . . . 3-7  
Mar. 17, 2010 Hattiesburg, Miss. . . . .W. . . . . 14-4  
Feb. 23, 2011 Starkville, Miss. . . . .W. . . . . 6-4  
April 6, 2011 Madison, Miss. . . . .L . . . . . 4-14 (5)  
April 25, 2012 Hattiesburg, Miss. . . . .W. . . . . 1-0  
Mar. 25, 2015 Hattiesburg, Miss. . . . .W. . . . . 10-0 (6)  
March 25, 2015 Hattiesburg, Miss. . . . .W. . . . . 12-6  
Feb. 20, 2016 Mobile, Ala. . . . .W. . . . . 6-0  
April 19, 2016 Starkville, Miss. . . . .W. . . . . 4-0  
Mar. 28, 2017 Hattiesburg, Miss. . . . .W. . . . . 3-2

## Southeast Missouri State (3-1)

H: (2-0) A: (0-0) N: (1-1)

April 3, 1984 Owensboro, Ky. . . . .L . . . . . 0-2  
Feb. 24, 2006 Starkville, Miss. . . . .W. . . . . 5-2  
Feb. 26, 2006 Starkville, Miss. . . . .W. . . . . 3-0

Feb. 24, 2013 Southaven, Miss. . . . .W. . . . . 8-4

## Southeastern Louisiana (6-0)

H: (3-0) A: (3-0) N: (0-0)

March 25, 2014 Starkville, Miss. . . . .W. . . . . 2-1  
Feb. 19, 2015 Starkville, Miss. . . . .W. . . . . 4-3  
March 17, 2015 Hammond, La. . . . .W. . . . . 16-1 (5)  
Feb. 22, 2016 Hammond, La. . . . .W. . . . . 8-0 (5)  
March 22, 2016 Starkville, Miss. . . . .W. . . . . 10-2 (6)  
Feb. 28, 2017 Hammond, La. . . . .W. . . . . 9-1 (5)

## Stanford (1-2)

H: (0-0) A: (0-0) N: (1-2)

Mar. 3, 2000 Columbus, Ga. . . . .W. . . . . 2-1 (9)  
Mar. 5, 2000 Columbus, Ga. . . . .L . . . . . 1-5  
Mar. 9, 2002 Plant City, Fla. . . . .L . . . . . 0-7

## Stephen F. Austin (4-1)

H: (4-0) A: (0-0) N: (0-1)

Mar. 11, 1982 Baton Rouge, La. . . . .L . . . . . 0-10  
Mar. 13, 2010 Starkville, Miss. . . . .W. . . . . 8-0 (5)  
Mar. 14, 2010 Starkville, Miss. . . . .W. . . . . 5-0  
Feb. 10, 2017 Starkville, Miss. . . . .W. . . . . 2-0  
Feb. 11, 2017 Starkville, Miss. . . . .W. . . . . 2-1

## Stony Brook (1-0)

H: (0-0) A: (0-0) N: (1-0)

May 17, 2008 Tempe, Ariz. . . . .W. . . . . 8-3

## Syracuse (5-0)

H: (0-0) A: (0-0) N: (5-0)

Feb. 28, 2003 Tallahassee, Fla. . . . .W. . . . . 4-1  
Mar. 2, 2003 Tallahassee, Fla. . . . .W. . . . . 3-2  
Mar. 10, 2006 Lakewood, Calif. . . . .W. . . . . 2-1  
Mar. 1, 2008 Columbus, Ga. . . . .W. . . . . 8-2  
Mar. 3, 2013 Orlando, Fla. . . . .W. . . . . 4-1

## Temple (2-0)

H: (1-0) A: (0-0) N: (1-0)

Mar. 10, 2001 Starkville, Miss. . . . .W. . . . . 3-0  
Mar. 9, 2002 Plant City, Fla. . . . .W. . . . . 6-0

## Tennessee Martin (3-0)

H: (1-0) A: (0-0) N: (2-0)

Feb. 21, 1997 Monroe, La. . . . .W. . . . . 4-1  
Mar. 3, 2007 Chattanooga, Tenn. . . . .W. . . . . 6-5 (9)  
Feb. 14, 2015 Starkville, Miss. . . . .W. . . . . 4-2

## Tennessee State (4-0)

H: (2-0) A: (0-0) N: (2-0)

Mar. 1, 1997 Troy, Ala. . . . .W. . . . . 9-0 (5)  
Mar. 2, 1997 Troy, Ala. . . . .W. . . . . 12-1 (6)  
Feb. 19, 2007 Starkville, Miss. . . . .W. . . . . 7-1  
Feb. 9, 2013 Starkville, Miss. . . . .W. . . . . 8-0 (6)

## Tennessee Tech (9-1)

H: (7-0) A: (1-0) N: (1-1)

Mar. 16, 1985 Starkville, Miss. . . . .W. . . . . 25-3  
April 26, 1985 Cookeville, Tenn. . . . .W. . . . . 11-2  
Feb. 26, 2000 Starkville, Miss. . . . .W. . . . . 7-4  
Feb. 26, 2000 Starkville, Miss. . . . .W. . . . . 5-0  
Feb. 18, 2001 Starkville, Miss. . . . .W. . . . . 1-0 (8)  
Feb. 24, 2007 Columbus, Ga. . . . .W. . . . . 10-1 (6)  
Mar. 2, 2007 Chattanooga, Tenn. . . . .L . . . . . 4-9  
April 28, 2012 Starkville, Miss. . . . .W. . . . . 6-2  
April 28, 2012 Starkville, Miss. . . . .W. . . . . 5-1  
Feb. 13, 2016 Starkville, Miss. . . . .W. . . . . 11-4

## Texas (0-5)

H: (0-0) A: (0-2) N: (0-3)

Mar. 1, 2002 Tallahassee, Fla. . . . .L . . . . . 0-1 (14)  
May 21, 2005 Austin, Texas. . . . .L . . . . . 0-2  
May 22, 2005 Austin, Texas. . . . .L . . . . . 0-2  
May 16, 2014 Lafayette, La. . . . .L . . . . . 0-1  
May 17, 2014 Lafayette, La. . . . .L . . . . . 3-4

## Texas A&M-Corpus Christi (3-0)

**H: (0-0) A: (1-0) N: (2-0)**

Feb. 9, 2001	Corpus Christi, Texas.....W.....	8-0 (5)
May 20, 2005	Austin, Texas.....W.....	1-0
May 21, 2005	Austin, Texas.....W.....	2-1 (8)

## Texas Southern (1-0)

**H: (0-0) A: (0-0) N: (1-0)**

May 17, 2014	Lafayette, La.....W.....	5-3
--------------	--------------------------	-----

## Texas State (3-1)\*

**H: (0-0) A: (0-0) N: (3-1)**

Mar. 1, 1986	Thibodaux, La.....W.....	5-3
Feb. 10, 2001	Corpus Christi, Texas.....W.....	4-2
Feb. 11, 2001	Corpus Christi, Texas.....L.....	0-5
Feb. 8, 2002	Phoenix, Ariz.....W.....	8-1

\*Until 2004, known as Southwest Texas

## Texas Tech (2-1)

**H: (0-1) A: (0-0) N: (2-0)**

Mar. 9, 2001	Starkville, Miss.....L.....	0-1
Feb. 8, 2002	Phoenix, Ariz.....W.....	12-4 (5)
Feb. 17, 2017	Puerto Vallarta, Mexico.....W.....	6-3

## Toledo (1-1)

**H: (0-0) A: (0-0) N: (1-1)**

Mar. 1, 1986	Thibodaux, La.....L.....	0-2
Mar. 2, 2007	Chattanooga, Tenn.....W.....	3-2

## Troy (8-0)

**H: (5-0) A: (2-0) N: (1-0)**

Mar. 1, 1997	Troy, Ala.....W.....	3-2
Mar. 2, 1997	Troy, Ala.....W.....	1-0
Feb. 19, 2005	Starkville, Miss.....W.....	3-0
Mar. 5, 2005	Marietta, Ga.....W.....	12-6
Mar. 5, 2010	Starkville, Miss.....W.....	8-0
Mar. 7, 2010	Starkville, Miss.....W.....	4-3
Feb. 8, 2013	Starkville, Miss.....W.....	5-2
Mar. 7, 2017	Starkville, Miss.....W.....	2-1

## Truman State (0-1)

**H: (0-0) A: (0-0) N: (0-1)**

April 2, 1982	Springfield, Mo.....L.....	2-3
---------------	----------------------------	-----

## Tulsa (3-1)

**H: (2-0) A: (0-0) N: (1-1)**

Feb. 22, 1997	Monroe, La.....L.....	0-1
Feb. 23, 1997	Monroe, La.....W.....	7-2
Feb. 18, 2005	Starkville, Miss.....W.....	5-0
Feb. 19, 2005	Starkville, Miss.....W.....	4-2

## UAB (15-6)

**H: (9-4) A: (5-2) N: (1-0)**

Mar. 22, 2000	Starkville, Miss.....W.....	4-1
Feb. 12, 2003	Birmingham, Ala.....W.....	2-0
April 22, 2003	Starkville, Miss.....L.....	0-3
April 27, 2004	Birmingham, Ala.....W.....	11-3 (6)
April 28, 2004	Starkville, Miss.....W.....	7-0
Mar. 8, 2005	Birmingham, Ala.....W.....	8-3
April 12, 2005	Starkville, Miss.....W.....	11-1 (5)
Mar. 20, 2007	Birmingham, Ala.....W.....	5-0
April 17, 2007	Starkville, Miss.....W.....	4-1
Mar. 4, 2008	Starkville, Miss.....W.....	7-0
Mar. 24, 2009	Birmingham, Ala.....W.....	9-7
Feb. 13, 2010	Starkville, Miss.....W.....	4-0
Feb. 14, 2010	Starkville, Miss.....W.....	6-2
Mar. 1, 2011	Starkville, Miss.....L.....	0-8 (6)
Mar. 20, 2012	Starkville, Miss.....W.....	4-3
Mar. 26, 2013	Birmingham, Ala.....L.....	1-2
April 3, 2013	Starkville, Miss.....W.....	3-2
Mar. 4, 2014	Starkville, Miss.....L.....	3-5
Feb. 24, 2015	Birmingham, Ala.....L.....	4-5 (8)
Mar. 29, 2016	Starkville, Miss.....L.....	2-3
Mar. 25, 2017	Oklahoma City, Okla.....W.....	8-0 (6)

## UC Davis (0-1)

**H: (0-0) A: (0-0) N: (0-1)**

Feb. 16, 2007	Las Vegas, Nev.....L.....	1-2
---------------	---------------------------	-----

## UC Riverside (1-1)

**H: (0-0) A: (0-0) N: (1-1)**

Feb. 9, 2008	Palm Springs, Calif.....W.....	8-0 (5)
Feb. 12, 2011	Las Vegas, Nev.....L.....	6-7

## UC Santa Barbara (2-3)

**H: (0-0) A: (0-1) N: (2-2)**

Feb. 28, 1998	Santa Barbara, Calif.....L.....	9-13 (9)
Feb. 13, 2004	San Diego, Calif.....W.....	6-3
Feb. 14, 2004	San Diego, Calif.....L.....	2-5
Mar. 1, 2008	Columbus, Ga.....L.....	2-5 (8)
Mar. 11, 2016	Long Beach, Calif.....W.....	5-2

## UCLA (0-3)

**H: (0-0) A: (0-0) N: (0-3)**

Feb. 12, 1999	Phoenix, Ariz.....L.....	0-5
Mar. 10, 2006	Lakewood, Calif.....L.....	0-2
Mar. 12, 2006	Lakewood, Calif.....L.....	0-3

## UNLV (1-3)

**H: (0-0) A: (0-3) N: (1-0)**

Feb. 13, 1999	Phoenix, Ariz.....W.....	9-1 (5)
Feb. 23, 2001	Las Vegas, Nev.....L.....	2-3
Feb. 23, 2001	Las Vegas, Nev.....L.....	0-2
Feb. 11, 2011	Las Vegas, Nev.....L.....	9-10 (9)

## UT Arlington (0-2)

**H: (0-0) A: (0-1) N: (0-1)**

April 15, 1983	Ruston, La.....L.....	2-7
April 18, 1986	Arlington, Texas.....L.....	2-3

## UTSA (1-0)

**H: (0-0) A: (0-0) N: (1-0)**

Feb. 28, 2014	Gulfport, Miss.....W.....	6-0
---------------	---------------------------	-----

## Utah (2-4)

**H: (0-0) A: (0-0) N: (2-4)**

Mar. 25, 1982	Bartlesville, Okla.....L.....	0-9
Feb. 12, 2000	Phoenix, Ariz.....L.....	6-8 (9)
May 19, 2000	Seattle, Wash.....W.....	11-3 (6)
May 20, 2000	Seattle, Wash.....L.....	1-4
Mar. 8, 2001	Tampa, Fla.....L.....	2-3
Feb. 26, 2005	Palm Springs, Calif.....W.....	10-3

## Utah State (3-0)

**H: (0-0) A: (0-0) N: (3-0)**

Feb. 13, 1999	Phoenix, Ariz.....W.....	7-2
Feb. 13, 2000	Phoenix, Ariz.....W.....	5-4
Feb. 17, 2007	Las Vegas, Nev.....W.....	6-3

## Villanova (1-0)

**H: (0-0) A: (0-0) N: (1-0)**

Feb. 28, 2004	Houston, Texas.....W.....	3-1
---------------	---------------------------	-----

## Virginia (1-0)

**H: (0-0) A: (0-0) N: (1-0)**

Feb. 29, 2004	Houston, Texas.....W.....	5-0
---------------	---------------------------	-----

## Virginia Tech (0-1)

**H: (0-0) A: (0-0) N: (0-1)**

Mar. 5, 2005	Marietta, Ga.....L.....	3-4
--------------	-------------------------	-----

## Washington (1-4)

**H: (0-0) A: (0-1) N: (1-3)**

May 20, 2000	Seattle, Wash.....L.....	1-4
May 16, 2003	Lincoln, Neb.....L.....	0-8 (6)
Mar. 3, 2006	Waco, Texas.....W.....	3-0
Mar. 4, 2006	Waco, Texas.....L.....	1-8
Feb. 12, 2011	Las Vegas, Nev.....L.....	5-18 (5)

## West Florida (1-0)

**H: (0-0) A: (1-0) N: (0-0)**

Mar. 20, 1986	Tallahassee, Fla.....W.....	4-0
---------------	-----------------------------	-----

## West Georgia (2-0)

**H: (1-0) A: (0-0) N: (1-0)**

Mar. 15, 1985	Starkville, Miss.....W.....	12-0
Mar. 30, 1985	Columbus, Miss.....W.....	14-2

## Western Illinois (0-3)

**H: (0-2) A: (0-0) N: (0-1)**

Mar. 19, 1984	Starkville, Miss.....L.....	7-8 (8)
Mar. 19, 1984	Starkville, Miss.....L.....	0-1 (10)
Mar. 23, 1985	Tallahassee, Fla.....L.....	3-5

## Western Kentucky (3-3)

**H: (2-1) A: (0-0) N: (1-2)**

Feb. 10, 2006	Tampa, Fla.....W.....	3-1
Feb. 23, 2008	Macon, Ga.....L.....	1-2
Feb. 24, 2008	Macon, Ga.....L.....	2-4
Feb. 16, 2013	Starkville, Miss.....W.....	1-0
Mar. 6, 2016	Starkville, Miss.....W.....	7-0
Feb. 11, 2017	Starkville, Miss.....L.....	0-1

## Western Michigan (1-0)

**H: (0-0) A: (0-0) N: (1-0)**

Mar. 6, 1998	Tampa, Fla.....W.....	5-1
--------------	-----------------------	-----

## Wichita State (1-0)

**H: (0-0) A: (0-0) N: (1-0)**

Feb. 23, 2013	Southaven, Miss.....W.....	4-0
---------------	----------------------------	-----

## William Woods (0-1)

**H: (0-0) A: (0-0) N: (1-0)**

April 13, 1984	Owensboro, Ky.....L.....	0-1
----------------	--------------------------	-----

## Winthrop (2-0)

**H: (2-0) A: (0-0) N: (0-0)**

Feb. 18, 2000	Starkville, Miss.....W.....	9-3
Feb. 17, 2001	Starkville, Miss.....W.....	14-2 (5)

## Wisconsin (1-0)

**H: (0-0) A: (0-0) N: (1-0)**

Feb. 7, 2003	Phoenix, Ariz.....W.....	9-2
--------------	--------------------------	-----

## Wright State (3-0)

**H: (3-0) A: (0-0) N: (0-0)**

Feb. 15, 2008	Starkville, Miss.....W.....	4-0
Feb. 16, 2008	Starkville, Miss.....W.....	5-2
Mar. 6, 2010	Starkville, Miss.....W.....	7-2

## Alabama (11-59)

Date	Winner	Score	Location
4/18/97	Alabama	5-2 (8)	Tuscaloosa, Ala.
4/18/97	Alabama	8-0	Tuscaloosa, Ala.
4/19/97	Alabama	5-2	Starkville, Miss.
4/19/97	Mississippi State	2-1	Starkville, Miss.
4/19/98	Mississippi State	5-4	Starkville, Miss.
4/19/98	Alabama	4-1	Starkville, Miss.
5/10/98	Alabama	5-4 (9)	Columbus, Ga.+
4/23/99	Mississippi State	8-7 (8)	Tuscaloosa, Ala.
4/23/99	Alabama	5-4	Tuscaloosa, Ala.
4/24/99	Alabama	6-5	Tuscaloosa, Ala.
4/24/99	Alabama	7-4	Tuscaloosa, Ala.
5/13/99	Mississippi State	6-3	Columbus, Ga.+
4/21/00	Alabama	5-2	Starkville, Miss.
4/21/00	Alabama	7-6 (9)	Starkville, Miss.
4/22/00	Alabama	9-0 (6)	Starkville, Miss.
4/22/00	Alabama	4-2	Starkville, Miss.
5/13/00	Alabama	4-3	Columbus, Ga.+
4/21/01	Alabama	7-0	Tuscaloosa, Ala.
4/21/01	Alabama	3-2	Tuscaloosa, Ala.
4/22/01	Alabama	8-0 (6)	Tuscaloosa, Ala.
2/23/02	Alabama	4-0	Columbus, Ga.+
4/20/02	Alabama	10-4	Starkville, Miss.
4/20/02	Alabama	8-4	Starkville, Miss.
4/21/02	Alabama	8-2	Starkville, Miss.
4/12/03	Alabama	7-3	Tuscaloosa, Ala.
4/12/03	Alabama	8-5	Tuscaloosa, Ala.
4/13/03	Mississippi State	7-3	Starkville, Miss.
4/9/04	Alabama	10-0 (6)	Starkville, Miss.
4/9/04	Mississippi State	8-6	Starkville, Miss.
4/10/04	Mississippi State	10-5	Starkville, Miss.
4/9/05	Alabama	8-0 (5)	Tuscaloosa, Ala.
4/9/05	Alabama	4-1	Tuscaloosa, Ala.
4/10/05	Alabama	9-1 (5)	Tuscaloosa, Ala.
5/12/05	Alabama	5-0	Gainesville, Fla.+
4/29/06	Alabama	5-4 (8)	Starkville, Miss.
4/29/06	Alabama	6-3	Starkville, Miss.
3/10/07	Alabama	10-2 (5)	Tuscaloosa, Ala.
3/10/07	Alabama	5-3	Tuscaloosa, Ala.
3/11/07	Alabama	8-0 (6)	Tuscaloosa, Ala.
3/15/08	Alabama	2-0	Starkville, Miss.
3/15/08	Alabama	4-2	Starkville, Miss.
3/16/08	Alabama	3-0	Starkville, Miss.
5/8/08	Alabama	1-0	Baton Rouge, La.+
3/14/09	Alabama	4-0	Tuscaloosa, Ala.
3/14/09	Alabama	7-1	Tuscaloosa, Ala.
3/15/09	Alabama	3-2	Tuscaloosa, Ala.
5/8/10	Alabama	10-1 (6)	Starkville, Miss.
5/8/10	Alabama	8-2	Starkville, Miss.
5/9/10	Alabama	6-1	Starkville, Miss.
4/15/11	Alabama	6-2	Tuscaloosa, Ala.
4/16/11	Alabama	13-3 (6)	Tuscaloosa, Ala.
4/17/11	Alabama	5-2	Tuscaloosa, Ala.
5/12/11	Alabama	5-1	Oxford, Miss.+
3/30/12	Alabama	5-4	Starkville, Miss.
3/31/12	Alabama	4-2	Starkville, Miss.
4/1/12	Alabama	9-3	Starkville, Miss.
5/10/12	Alabama	5-2	Tuscaloosa, Ala.+
4/19/13	Mississippi State	3-2	Tuscaloosa, Ala.
4/20/13	Alabama	11-3	Tuscaloosa, Ala.
4/21/13	Alabama	9-8	Tuscaloosa, Ala.
4/11/14	Alabama	5-1	Starkville, Miss.
4/12/14	Mississippi State	4-2	Starkville, Miss.
4/13/14	Mississippi State	4-3 (10)	Starkville, Miss.
4/8/16	Alabama	7-1	Tuscaloosa, Ala.
4/9/16	Alabama	8-0	Tuscaloosa, Ala.
4/10/16	Alabama	8-1	Tuscaloosa, Ala.
5/11/16	Alabama	7-5	Starkville, Miss.+
3/17/17	Alabama	11-3 (5)	Starkville, Miss.
3/18/17	Mississippi State	1-0	Starkville, Miss.
3/19/17	Alabama	3-0	Starkville, Miss.

+ Southeastern Conference Tournament  
+ NFCA Leadoff Classic

### SERIES NOTES

**Total Runs Scored:** Alabama 412, Mississippi State 177  
**MSU At Home:** 7-24  
**MSU On The Road:** 3-28  
**MSU At Neutral:** 1-7  
**Longest MSU Win Streak:** 2 (3x, last April 12, 2014 to April 13, 2014)  
**Longest MSU Losing Streak:** 27 (April 9, 2005 - May 10, 2012)  
**Last MSU Win:** March 18, 2017 (1-0 in Starkville)  
**Last MSU Loss:** March 19, 2017 (0-3 in Starkville)  
**Last MSU Home Win:** March 18, 2017 (1-0)  
**Last MSU Home Loss:** March 19, 2017 (0-3)  
**Last MSU Road Win:** April 19, 2013 (3-2)  
**Last MSU Road Loss:** April 10, 2016 (1-8)  
**Highest Scoring Game:** 17 (L, 9-8, April 21, 2013 in Tuscaloosa)  
**Largest MSU Margin Of Victory:** 5 (10-5, April 10, 2004 in Starkville)  
**Largest MSU Margin Of Defeat:** 10, twice, last on April 16, 2011 (3-13 [5] in Tuscaloosa)  
**Most Runs By MSU:** 10 (W, 10-5, April 10, 2004 in Starkville)  
**Most Runs By UA:** 13 (L, 3-13, April 16, 2011 in Tuscaloosa)  
**MSU In One-Run Games:** 6-11  
**MSU In Extra-Inning Games:** 2-4  
**MSU Wins Via Run-Rule:** 0  
**Alabama Wins Via Run-Rule:** 11

## Arkansas (38-26)

Date	Winner	Score	Location
3/28/97	Mississippi State	3-2	Starkville, Miss.
3/28/97	Arkansas	4-0	Starkville, Miss.
3/29/97	Arkansas	10-4	Starkville, Miss.
3/29/97	Arkansas	2-1	Starkville, Miss.
3/27/98	Mississippi State	6-0	Fayetteville, Ark.
3/27/98	Arkansas	2-1 (8)	Fayetteville, Ark.
3/28/98	Mississippi State	3-2 (9)	Fayetteville, Ark.
3/28/98	Mississippi State	6-2	Fayetteville, Ark.
4/2/99	Mississippi State	5-2	Starkville, Miss.
4/2/99	Mississippi State	4-0	Starkville, Miss.
4/3/99	Mississippi State	7-2	Starkville, Miss.
4/3/99	Mississippi State	4-2	Starkville, Miss.
3/31/00	Arkansas	2-1	Fayetteville, Ark.
3/31/00	Mississippi State	1-0	Fayetteville, Ark.
4/1/00	Mississippi State	4-3 (8)	Fayetteville, Ark.
4/1/00	Mississippi State	4-0	Fayetteville, Ark.
5/11/00	Arkansas	2-1	Columbus, Ga.+
4/28/01	Mississippi State	2-1 (8)	Starkville, Miss.
4/28/01	Mississippi State	1-0	Starkville, Miss.
4/29/01	Mississippi State	3-0	Starkville, Miss.
5/12/01	Arkansas	7-2	Chattanooga, Tenn.+
4/27/02	Arkansas	1-0	Fayetteville, Ark.
4/27/02	Arkansas	7-6	Fayetteville, Ark.
4/28/02	Arkansas	7-0	Fayetteville, Ark.
5/10/02	Mississippi State	5-1	Chattanooga, Tenn.+
4/18/03	Arkansas	5-1	Starkville, Miss.
4/18/03	Mississippi State	3-2	Starkville, Miss.
4/19/03	Arkansas	4-1	Starkville, Miss.
4/17/04	Mississippi State	2-0	Fayetteville, Ark.
4/17/04	Mississippi State	8-0 (6)	Fayetteville, Ark.
4/18/04	Arkansas	4-2	Fayetteville, Ark.
4/16/05	Mississippi State	5-4	Starkville, Miss.
4/16/05	Mississippi State	1-0	Starkville, Miss.
4/17/05	Mississippi State	2-1	Starkville, Miss.
3/18/06	Mississippi State	5-0	Fayetteville, Ark.
3/18/06	Mississippi State	5-2	Fayetteville, Ark.
3/19/06	Arkansas	4-2	Fayetteville, Ark.
5/4/07	Mississippi State	3-1	Starkville, Miss.
5/4/07	Arkansas	11-8	Starkville, Miss.
5/5/07	Mississippi State	8-0 (5)	Starkville, Miss.
5/3/08	Arkansas	3-1	Fayetteville, Ark.
5/3/08	Mississippi State	9-1 (5)	Fayetteville, Ark.
5/4/08	Arkansas	7-6	Fayetteville, Ark.
3/17/09	Arkansas	8-3 (8)	Starkville, Miss.
3/17/09	Arkansas	5-1	Starkville, Miss.
3/18/09	Arkansas	3-2	Starkville, Miss.
3/27/10	Arkansas	7-2	Fayetteville, Ark.
3/27/10	Arkansas	11-6	Fayetteville, Ark.
3/28/10	Arkansas	18-13	Fayetteville, Ark.
3/18/11	Mississippi State	3-0	Starkville, Miss.
3/19/11	Mississippi State	2-0	Starkville, Miss.
3/20/11	Mississippi State	6-5	Starkville, Miss.
4/6/12	Mississippi State	2-1	Fayetteville, Ark.
4/6/12	Mississippi State	7-2	Fayetteville, Ark.
4/7/12	Arkansas	13-2 (5)	Fayetteville, Ark.
4/25/14	Arkansas	6-4	Starkville, Miss.
4/26/14	Mississippi State	18-7 (5)	Starkville, Miss.
4/27/14	Mississippi State	8-0 (6)	Starkville, Miss.
4/4/15	Mississippi State	3-0	Fayetteville, Ark.
4/5/15	Mississippi State	3-2	Fayetteville, Ark.
4/6/15	Mississippi State	16-4 (6)	Fayetteville, Ark.
4/22/17	Mississippi State	3-0	Starkville, Miss.
4/23/17	Arkansas	5-4	Starkville, Miss.
4/24/17	Mississippi State	4-3	Starkville, Miss.

+ Southeastern Conference Tournament

### SERIES NOTES

**Total Runs Scored:** Mississippi State 258, Arkansas 210  
**MSU At Home:** 21-11  
**MSU On The Road:** 16-13  
**MSU At Neutral:** 1-2  
**Longest MSU Win Streak:** 6 (Twice, last April 24, 2014 - April 22, 2017)  
**Longest MSU Losing Streak:** 7 (May 4, 2008 - March 28, 2010)  
**Last MSU Win:** April 24, 2017 (4-3 in Starkville)  
**Last MSU Loss:** April 23, 2017 (4-5 in Starkville)  
**Last MSU Home Win:** April 24, 2017 (4-3)  
**Last MSU Home Loss:** April 23, 2017 (4-5)  
**Last MSU Road Win:** April 6, 2015 (16-4 [6])  
**Last MSU Road Loss:** April 7, 2012 (2-13 [5])  
**Highest Scoring Game:** 31 (L, 13-18, March 28, 2010 in Fayetteville)  
**Largest MSU Margin Of Victory:** 12 (16-4 [6], April 6, 2015 in Fayetteville)  
**Largest MSU Margin Of Defeat:** 11 (2-13 [5], April 7, 2012 in Fayetteville)  
**Most Runs By MSU:** 18 (W, 18-7 [5], April 26, 2014 in Starkville)  
**Most Runs By ARK:** 18 (L, 13-18, March 28, 2010 in Fayetteville)  
**MSU In One-Run Games:** 13-9  
**MSU In Extra-Inning Games:** 3-2  
**MSU Wins Via Run-Rule:** 6  
**Arkansas Wins Via Run-Rule:** 1

## Auburn (31-32)

Date	Winner	Score	Location
5/3/97	Mississippi State	6-3	Starkville, Miss.
5/3/97	Mississippi State	4-0	Starkville, Miss.
5/4/97	Auburn	5-4	Starkville, Miss.
5/4/97	Auburn	4-1	Starkville, Miss.
5/1/98	Auburn	2-0	Auburn, Ala.
5/1/98	Mississippi State	1-0	Auburn, Ala.
5/2/98	Mississippi State	6-2	Auburn, Ala.
5/2/98	Mississippi State	3-2 (10)	Auburn, Ala.
5/7/99	Mississippi State	4-3	Starkville, Miss.
5/7/99	Mississippi State	8-0 (5)	Starkville, Miss.
5/8/99	Mississippi State	8-0 (5)	Starkville, Miss.
5/8/99	Mississippi State	4-3	Starkville, Miss.
4/30/00	Mississippi State	3-2	Auburn, Ala.
4/30/00	Mississippi State	9-4	Auburn, Ala.
5/1/00	Auburn	5-2	Auburn, Ala.
5/1/00	Mississippi State	10-2 (6)	Auburn, Ala.
5/12/00	Mississippi State	9-3	Columbus, Ga.+
4/14/01	Mississippi State	5-4	Starkville, Miss.
4/14/01	Mississippi State	7-2	Starkville, Miss.
4/15/01	Mississippi State	4-3	Starkville, Miss.
4/13/02	Mississippi State	2-1	Auburn, Ala.
4/13/02	Auburn	6-4	Auburn, Ala.
4/14/02	Auburn	3-1	Auburn, Ala.
4/5/03	Auburn	7-3	Starkville, Miss.
4/5/03	Mississippi State	7-1	Starkville, Miss.
4/2/04	Auburn	3-2	Auburn, Ala.
4/3/04	Auburn	7-3	Auburn, Ala.
4/3/04	Mississippi State	3-2	Auburn, Ala.
5/15/04	Auburn	4-3	Tuscaloosa, Ala.+
4/2/05	Auburn	10-2 (5)	Starkville, Miss.
4/2/05	Mississippi State	4-3	Starkville, Miss.
4/3/05	Auburn	6-4	Starkville, Miss.
4/14/06	Auburn	4-1	Auburn, Ala.
4/14/06	Auburn	6-5	Auburn, Ala.
4/15/06	Auburn	5-3	Auburn, Ala.
3/24/07	Mississippi State	3-1	Starkville, Miss.
3/24/07	Mississippi State	4-1	Starkville, Miss.
3/25/07	Auburn	2-1	Starkville, Miss.
3/11/08	Mississippi State	8-3	Auburn, Ala.
3/11/08	Auburn	5-4 (9)	Auburn, Ala.
3/12/08	Auburn	8-0 (5)	Auburn, Ala.
4/22/09	Mississippi State	2-1 (10)	Starkville, Miss.
4/22/09	Auburn	8-3	Starkville, Miss.
4/21/10	Mississippi State	3-2	Auburn, Ala.
4/21/10	Mississippi State	2-1	Auburn, Ala.
4/8/11	Mississippi State	4-3	Starkville, Miss.
4/9/11	Auburn	5-3	Starkville, Miss.
4/10/11	Auburn	5-4 (8)	Starkville, Miss.
5/4/12	Mississippi State	3-1	Auburn, Ala.
5/5/12	Auburn	4-1	Auburn, Ala.
5/6/12	Auburn	2-1	Auburn, Ala.
3/29/13	Auburn	8-3	Starkville, Miss.
3/29/13	Auburn	7-5	Starkville, Miss.
3/30/13	Mississippi State	4-3	Starkville, Miss.
3/21/14	Auburn	11-3 (6)	Auburn, Ala.
3/22/14	Auburn	5-2	Auburn, Ala.
3/23/14	Mississippi State	5-2	Auburn, Ala.
3/18/16	Auburn	3-2 (14)	Starkville, Miss.
3/19/16	Mississippi State	6-3	Starkville, Miss.
3/20/16	Auburn	2-0	Starkville, Miss.
4/28/17	Auburn	4-2	Auburn, Ala.
4/29/17	Auburn	6-2	Auburn, Ala.
4/30/17	Auburn	6-3	Auburn, Ala.

+ Southeastern Conference Tournament

### SERIES NOTES

**Total Runs Scored:** Auburn 229, Mississippi State 228  
**MSU At Home:** 17-13  
**MSU On The Road:** 13-18  
**MSU At Neutral:** 1-1  
**Longest MSU Win Streak:** 9 (May 1, 1998 - April 30, 2000)  
**Longest MSU Losing Streak:** 4 (3x, last March 20, 2016 - April 30, 2017)  
**Last MSU Win:** March 19, 2016 (6-3 in Starkville)  
**Last MSU Loss:** April 30, 2017 (3-6 in Auburn)  
**Last MSU Home Win:** March 19, 2016 (6-3)  
**Last MSU Home Loss:** March 20, 2016 (0-2)  
**Last MSU Road Win:** March 23, 2014 (5-2)  
**Last MSU Road Loss:** April 30, 2017 (3-6)  
**Highest Scoring Game:** 14, (L, 3-11 [6], March 21, 2014 in Auburn)  
**Largest MSU Margin Of Victory:** 8, three times, last on May 1, 2000 (10-2 [6] in Auburn)  
**Largest MSU Margin Of Defeat:** 8, three times, last on March 21, 2014 (3-11 [5] in Auburn)  
**Most Runs By MSU:** 10 (W, 10-2, May 1, 2000 in Auburn)  
**Most Runs By AU:** 11 (L, 3-11 [6], March 21, 2014 in Auburn)  
**MSU In One-Run Games:** 15-9  
**MSU In Extra-Inning Games:** 2-3  
**MSU Wins Via Run-Rule:** 3  
**Auburn Wins Via Run-Rule:** 3



## Florida (19-34)

Date	Winner	Score	Location
4/26/97	Florida	3-1	Starkville, Miss.
4/26/97	Mississippi State	6-5	Starkville, Miss.
3/11/98	Mississippi State	3-1	Gainesville, Fla.
3/11/98	Florida	1-0	Gainesville, Fla.
5/9/98	Mississippi State	1-0	Columbus, Ga.+
5/10/98	Mississippi State	1-0	Columbus, Ga.+
4/30/99	Florida	7-4 (9)	Starkville, Miss.
4/30/99	Mississippi State	6-2	Starkville, Miss.
4/28/00	Florida	11-3 (5)	Gainesville, Fla.
4/28/00	Mississippi State	3-1	Gainesville, Fla.
3/14/01	Florida	6-0	Gainesville, Fla.
3/14/01	Florida	5-4	Gainesville, Fla.
3/15/01	Mississippi State	5-1	Gainesville, Fla.
5/10/01	Mississippi State	1-0	Chattanooga, Tenn.+
5/4/02	Mississippi State	4-1	Starkville, Miss.
5/4/02	Mississippi State	6-2	Starkville, Miss.
5/5/02	Mississippi State	8-2	Starkville, Miss.
4/26/03	Mississippi State	11-8	Gainesville, Fla.
4/26/03	Mississippi State	7-3	Gainesville, Fla.
4/27/03	Florida	6-1	Gainesville, Fla.
4/24/04	Mississippi State	7-4	Starkville, Miss.
4/24/04	Mississippi State	9-5	Starkville, Miss.
4/23/05	Florida	4-0	Gainesville, Fla.
4/23/05	Florida	12-4 (5)	Gainesville, Fla.
4/24/05	Mississippi State	3-0	Gainesville, Fla.
4/1/06	Florida	7-1	Starkville, Miss.
4/1/06	Florida	2-0	Starkville, Miss.
4/2/06	Florida	2-1	Starkville, Miss.
4/27/07	Mississippi State	4-3	Gainesville, Fla.
4/27/07	Florida	2-1	Gainesville, Fla.
4/28/07	Florida	3-2 (9)	Gainesville, Fla.
5/10/07	Florida	3-0	Auburn, Ala.+
4/5/08	Florida	5-0	Starkville, Miss.
4/5/08	Florida	7-2	Starkville, Miss.
4/6/08	Florida	5-0	Starkville, Miss.
4/4/09	Florida	11-2 (5)	Gainesville, Fla.
4/4/09	Florida	6-2	Gainesville, Fla.
4/5/09	Florida	3-0	Gainesville, Fla.
5/1/10	Florida	8-0 (5)	Starkville, Miss.
5/1/10	Florida	9-1 (5)	Starkville, Miss.
3/16/11	Florida	8-0 (5)	Gainesville, Fla.
3/16/11	Florida	18-1 (5)	Gainesville, Fla.
3/7/12	Florida	1-0	Starkville, Miss.
3/7/12	Florida	8-5	Starkville, Miss.
4/5/13	Florida	9-1 (6)	Gainesville, Fla.
4/6/13	Florida	4-2	Gainesville, Fla.
4/7/13	Mississippi State	6-5	Gainesville, Fla.
3/27/15	Florida	3-2	Starkville, Miss.
3/28/15	Florida	16-2	Starkville, Miss.
3/29/15	Mississippi State	5-3	Starkville, Miss.
4/22/16	Florida	16-0 (5)	Gainesville, Fla.
4/23/16	Florida	6-3	Gainesville, Fla.
4/24/16	Florida	3-1 (10)	Gainesville, Fla.

+ Southeastern Conference Tournament

### SERIES NOTES

**Total Runs Scored:** Florida 266, Mississippi State 142

**MSU At Home:** 8-14

**MSU On The Road:** 8-19

**MSU At Neutral:** 3-1

**Longest MSU Win Streak:** 7 (March 15, 2001 - April 26, 2003)

**Longest MSU Losing Streak:** 17 (April 27, 2007 - April 6, 2013)

**Last MSU Win:** March 29, 2015 (5-3 in Starkville)

**Last MSU Loss:** April 24, 2016 (1-3 [10] in Gainesville)

**Last MSU Home Win:** March 29, 2015 (5-3)

**Last MSU Home Loss:** March 28, 2015 (2-16)

**Last MSU Road Win:** April 7, 2013 (6-5)

**Last MSU Road Loss:** April 24, 2016 (1-3 [10])

**Highest Scoring Game:** 19, twice, last on April 26, 2003 (L, 1-18 [5] in Gainesville)

**Largest MSU Margin Of Victory:** 6 (8-2, May 5, 2002 in Gainesville)

**Largest MSU Margin Of Defeat:** 17 (1-18 [5], March 16, 2011 in Gainesville)

**Most Runs By MSU:** 11 (W, 11-8, April 26, 2003 in Gainesville)

**Most Runs By UF:** 18 (L, 1-18 [5], 18-1, March 16, 2011 in Gainesville)

**MSU In One-Run Games:** 6-7

**MSU In Extra-Inning Games:** 0-3

**MSU Wins Via Run-Rule:** 0

**Florida Wins Via Run-Rule:** 9

## Georgia (26-30)

Date	Winner	Score	Location
3/26/97	Mississippi State	5-2	Starkville, Miss.
3/26/97	Mississippi State	8-7 (10)	Starkville, Miss.
3/22/98	Mississippi State	7-4 (9)	Athens, Ga.
3/22/98	Georgia	4-2	Athens, Ga.
5/8/98	Mississippi State	3-2	Columbus, Ga.+
3/4/99	Mississippi State	5-1	Tampa, Fla.\$
3/27/99	Mississippi State	5-1	Starkville, Miss.
3/27/99	Mississippi State	2-1 (9)	Starkville, Miss.
3/25/00	Mississippi State	8-6	Athens, Ga.
3/25/00	Mississippi State	3-2	Athens, Ga.
3/23/01	Mississippi State	4-2	Starkville, Miss.
3/23/01	Mississippi State	6-5 (10)	Starkville, Miss.
3/24/01	Mississippi State	8-7	Starkville, Miss.
3/23/02	Georgia	3-1	Athens, Ga.
3/23/02	Mississippi State	2-1	Athens, Ga.
3/24/02	Mississippi State	4-3	Athens, Ga.
5/11/02	Georgia	7-1	Chattanooga, Tenn.+
3/15/03	Georgia	8-2	Starkville, Miss.
3/15/03	Mississippi State	2-0	Starkville, Miss.
3/16/03	Georgia	9-0 (5)	Starkville, Miss.
5/8/03	Georgia	3-0	Plant City, Fla.+
3/13/04	Mississippi State	5-1	Athens, Ga.
3/13/04	Georgia	9-0 (6)	Athens, Ga.
3/14/04	Georgia	6-4	Athens, Ga.
5/14/04	Georgia	11-2 (5)	Tuscaloosa, Ala.+
3/12/05	Georgia	8-0	Starkville, Miss.
3/12/05	Georgia	9-4	Starkville, Miss.
3/13/05	Georgia	7-1	Starkville, Miss.
4/8/06	Georgia	3-0	Athens, Ga.
4/8/06	Georgia	8-0 (6)	Athens, Ga.
4/9/06	Georgia	8-2	Athens, Ga.
4/21/07	Georgia	5-2	Athens, Ga.
4/21/07	Mississippi State	13-9 (8)	Athens, Ga.
4/22/07	Mississippi State	12-5	Athens, Ga.
4/19/08	Mississippi State	10-0 (5)	Starkville, Miss.
4/19/08	Georgia	6-2	Starkville, Miss.
4/20/08	Mississippi State	7-4	Starkville, Miss.
4/15/09	Georgia	10-0 (5)	Athens, Ga.
4/15/09	Mississippi State	3-1 (10)	Athens, Ga.
4/13/10	Georgia	3-0	Starkville, Miss.
4/13/10	Georgia	7-6	Starkville, Miss.
5/6/11	Mississippi State	8-6	Athens, Ga.
5/7/11	Georgia	4-3	Athens, Ga.
5/8/11	Georgia	10-2 (5)	Athens, Ga.
3/9/12	Mississippi State	5-3	Starkville, Miss.
3/10/12	Georgia	2-0	Starkville, Miss.
3/11/12	Georgia	5-0	Starkville, Miss.
3/14/14	Georgia	1-0	Athens, Ga.
3/15/14	Georgia	11-2 (5)	Athens, Ga.
3/15/14	Georgia	9-1 (5)	Athens, Ga.
3/6/15	Georgia	6-1	Starkville, Miss.
3/7/15	Georgia	9-1 (5)	Starkville, Miss.
3/8/15	Mississippi State	8-7 (9)	Starkville, Miss.
4/14/17	Mississippi State	9-4	Athens, Ga.
4/15/17	Georgia	7-6	Athens, Ga.
4/16/17	Mississippi State	5-2	Athens, Ga.

+ Southeastern Conference Tournament

\$ USF Speedline Invitational

### SERIES NOTES

**Total Runs Scored:** Georgia 277, Mississippi State 202

**MSU At Home:** 12-12

**MSU On The Road:** 12-15

**MSU At Neutral:** 2-3

**Longest MSU Win Streak:** 9 (May 8, 1998 - March 24, 2001)

**Longest MSU Losing Streak:** 10 (March 13, 2004 - April 21, 2007)

**Last MSU Win:** April 16, 2017 (5-2 in Athens)

**Last MSU Loss:** April 15, 2017 (6-7 in Athens)

**Last MSU Home Win:** March 8, 2015 (8-7 [9])

**Last MSU Home Loss:** March 7, 2015 (1-9 [5])

**Last MSU Road Win:** April 16, 2017 (5-2)

**Last MSU Road Loss:** April 15, 2017 (6-7)

**Highest Scoring Game:** 22, (W, 13-9 [8], April 21, 2007)

**Largest MSU Margin Of Victory:** 10 (10-0 [5], April 19, 2008 in Starkville)

**Largest MSU Margin Of Defeat:** 10 (0-10 [5], April 15, 2009 in Athens)

**Most Runs By MSU:** 13, (W, 13-9 [8], April 21, 2007 [8] in Athens)

**Most Runs By UGA:** 11, twice, last on March 15, 2014 (L, 2-11 [5] in Athens)

**MSU In One-Run Games:** 9-4

**MSU In Extra-Inning Games:** 7-0

**MSU Wins Via Run-Rule:** 1

**Georgia Wins Via Run-Rule:** 9

## Kentucky (30-26)

Date	Winner	Score	Location
4/11/97	Mississippi State	6-1 (8)	Lexington, Ky.
4/11/97	Mississippi State	12-7 (11)	Lexington, Ky.
4/10/98	Kentucky	1-0	Starkville, Miss.
4/10/98	Kentucky	1-0	Starkville, Miss.
3/12/99	Kentucky	3-1	Chattanooga, Tenn.\$
4/17/99	Kentucky	5-4	Lexington, Ky.
4/17/99	Mississippi State	12-0	Lexington, Ky.
4/15/00	Mississippi State	6-2	Starkville, Miss.
4/15/00	Mississippi State	7-3	Starkville, Miss.
4/7/01	Kentucky	8-1	Starkville, Miss.
4/7/01	Mississippi State	3-2	Starkville, Miss.
4/8/01	Mississippi State	7-3	Starkville, Miss.
4/6/02	Kentucky	6-4	Lexington, Ky.
4/6/02	Kentucky	10-3	Lexington, Ky.
4/7/02	Mississippi State	3-2	Lexington, Ky.
3/29/03	Mississippi State	7-6	Starkville, Miss.
3/29/03	Mississippi State	7-0	Starkville, Miss.
3/30/03	Mississippi State	6-3	Starkville, Miss.
3/27/04	Mississippi State	8-2	Lexington, Ky.
3/27/04	Kentucky	4-3	Lexington, Ky.
3/28/04	Mississippi State	6-2	Lexington, Ky.
3/25/05	Mississippi State	3-2	Starkville, Miss.
3/25/05	Mississippi State	5-0	Starkville, Miss.
3/26/05	Mississippi State	3-2	Starkville, Miss.
5/6/06	Mississippi State	6-4	Lexington, Ky.
5/6/06	Mississippi State	2-0	Lexington, Ky.
5/7/06	Mississippi State	3-2 (8)	Lexington, Ky.
3/13/07	Mississippi State	7-0	Lexington, Ky.
3/13/07	Mississippi State	9-7	Lexington, Ky.
4/3/08	Mississippi State	1-0	Starkville, Miss.
4/3/08	Mississippi State	8-0 (5)	Starkville, Miss.
4/24/09	Kentucky	10-3	Lexington, Ky.
4/24/09	Kentucky	4-1	Lexington, Ky.
4/25/09	Kentucky	8-7	Lexington, Ky.
4/2/10	Kentucky	5-4	Starkville, Miss.
4/2/10	Kentucky	2-0	Starkville, Miss.
4/3/10	Mississippi State	1-0	Starkville, Miss.
3/25/11	Kentucky	12-6	Lexington, Ky.
3/26/11	Kentucky	8-0 (5)	Lexington, Ky.
3/27/11	Kentucky	5-0	Lexington, Ky.
4/20/12	Mississippi State	4-3	Starkville, Miss.
4/21/12	Mississippi State	2-1 (8)	Starkville, Miss.
4/22/12	Mississippi State	3-2	Starkville, Miss.
3/22/13	Kentucky	5-4 (10)	Lexington, Ky.
3/23/13	Kentucky	3-2	Lexington, Ky.
3/13/13	Kentucky	7-0	Lexington, Ky.
3/7/14	Kentucky	4-0	Starkville, Miss.
3/8/14	Mississippi State	2-1	Starkville, Miss.
3/9/14	Kentucky	5-0	Starkville, Miss.
5/7/14	Kentucky	4-3 (9)	Columbia, S.C.+
5/6/16	Kentucky	3-2 (9)	Lexington, Ky.
5/7/16	Kentucky	1-0 (8)	Lexington, Ky.
5/8/16	Kentucky	4-0	Lexington, Ky.
5/5/17	Mississippi State	6-2	Starkville, Miss.
5/6/17	Mississippi State	5-3	Starkville, Miss.
5/7/17	Kentucky	10-7 (11)	Starkville, Miss.

\$ UTC Frost Cutlery Tournament

+ Southeastern Conference Tournament

### SERIES NOTES

**Total Runs Scored:** Mississippi State 215, Kentucky 200

**MSU At Home:** 19-8

**MSU On The Road:** 11-16

**MSU At Neutral:** 0-2

**Longest MSU Win Streak:** 11 (March 28, 2004 - April 3, 2008)

**Longest MSU Losing Streak:** 5 (Twice, Last March 9, 2014 - May 8, 2016)

**Last MSU Win:** May 6, 2017 (5-3 in Starkville)

**Last MSU Loss:** May 7, 2017 (7-10 [11] in Starkville)

**Last MSU Home Win:** May 6, 2017 (5-3)

**Last MSU Home Loss:** May 7, 2017 (7-10 [11])

**Last MSU Road Win:** March 13, 2007 (9-7)

**Last MSU Road Loss:** May 8, 2016 (0-4)

**Highest Scoring Game:** 19 (W, 12-7 [11], April 11, 1997 in Starkville)

**Largest MSU Margin Of Victory:** 12 (12-0, April 17, 1999 in Lexington)

**Largest MSU Margin Of Defeat:** 8 (0-8 [5], March 26, 2011 in Lexington)

**Most Runs By MSU:** 12, twice, last on April 17, 1999 (W, 12-0 in Lexington)

**Most Runs By UK:** 12 (L, 6-12, March 25, 2011 in Lexington)

**MSU In One-Run Games:** 11-11

**MSU In Extra-Inning Games:** 5-5

**MSU Wins Via Run-Rule:** 1

**Kentucky Wins Via Run-Rule:** 1

## LSU (9-58)

Date	Winner	Score	Location
3/10/82	LSU	14-0	Baton Rouge, La.
3/10/82	LSU	8-7	Baton Rouge, La.
4/20/82	LSU	3-2	Starkville, Miss.
4/20/82	LSU	4-1	Starkville, Miss.
4/4/97	LSU	2-0	Baton Rouge, La.
4/4/97	LSU	9-1 (6)	Baton Rouge, La.
4/3/98	Mississippi State	3-2	Starkville, Miss.
4/3/98	LSU	2-1	Starkville, Miss.
4/4/98	LSU	7-3	Starkville, Miss.
4/4/98	LSU	4-3	Starkville, Miss.
4/9/99	LSU	1-0	Baton Rouge, La.
4/9/99	LSU	5-1	Baton Rouge, La.
4/10/99	LSU	5-2	Baton Rouge, La.
4/10/99	LSU	5-4	Baton Rouge, La.
5/16/99	LSU	2-0 (9)	Columbus, Ga.+
4/7/00	LSU	8-0 (5)	Starkville, Miss.
4/7/00	LSU	8-4 (10)	Starkville, Miss.
4/8/00	LSU	9-4	Starkville, Miss.
4/8/00	LSU	7-1	Starkville, Miss.
4/11/01	LSU	8-0	Starkville, Miss.
4/11/01	LSU	5-0	Starkville, Miss.
4/12/01	LSU	2-1	Starkville, Miss.
5/11/01	LSU	2-1	Chattanooga, Tenn.+
3/19/02	LSU	9-3	Baton Rouge, La.
3/19/02	Mississippi State	8-7 (11)	Baton Rouge, La.
3/20/02	LSU	4-0	Baton Rouge, La.
3/26/03	LSU	4-3	Starkville, Miss.
3/26/03	LSU	15-13 (8)	Starkville, Miss.
3/27/03	Mississippi State	6-2	Starkville, Miss.
3/3/04	LSU	6-2	Baton Rouge, La.
3/3/04	LSU	6-0	Baton Rouge, La.
3/4/04	LSU	5-4	Baton Rouge, La.
3/30/05	Mississippi State	13-11	Starkville, Miss.
3/30/05	Mississippi State	4-1	Starkville, Miss.
3/31/05	LSU	15-9	Starkville, Miss.
4/19/06	LSU	5-0	Baton Rouge, La.
4/19/06	LSU	4-0	Baton Rouge, La.
4/20/06	LSU	7-1	Baton Rouge, La.
4/14/07	LSU	4-1 (9)	Starkville, Miss.
4/14/07	LSU	4-3 (9)	Starkville, Miss.
3/26/08	LSU	5-2	Baton Rouge, La.
3/26/08	LSU	2-1	Baton Rouge, La.
3/21/09	LSU	5-4	Starkville, Miss.
3/21/09	LSU	4-1	Starkville, Miss.
3/22/09	LSU	7-5	Starkville, Miss.
4/10/10	LSU	2-1	Baton Rouge, La.
4/10/10	LSU	8-3	Baton Rouge, La.
4/11/10	LSU	6-1	Baton Rouge, La.
4/29/11	LSU	4-2	Starkville, Miss.
4/30/11	LSU	7-6	Starkville, Miss.
5/1/11	LSU	3-1	Starkville, Miss.
3/16/12	LSU	10-7	Baton Rouge, La.
3/17/12	LSU	3-1	Baton Rouge, La.
3/18/12	LSU	4-0	Baton Rouge, La.
3/8/13	LSU	1-0 (14)	Starkville, Miss.
3/9/13	Mississippi State	2-1	Starkville, Miss.
3/10/13	LSU	9-2	Starkville, Miss.
5/2/14	LSU	6-5	Baton Rouge, La.
5/3/14	LSU	8-0 (6)	Baton Rouge, La.
5/4/14	Mississippi State	5-4	Baton Rouge, La.
4/8/15	Mississippi State	9-4	Starkville, Miss.
4/15/16	Mississippi State	7-2	Starkville, Miss.
4/16/16	LSU	5-2 (12)	Starkville, Miss.
4/17/16	LSU	12-1 (5)	Starkville, Miss.
3/31/17	LSU	7-2	Baton Rouge, La.
4/1/17	LSU	1-0	Baton Rouge, La.
4/2/17	LSU	4-1	Baton Rouge, La.

+ Southeastern Conference Tournament

### SERIES NOTES

**Total Runs Scored:** LSU 365, Mississippi State 180  
**MSU At Home:** 7-27  
**MSU On The Road:** 2-29  
**MSU At Neutral:** 0-2  
**Longest MSU Win Streak:** 3 (May 4, 2014 - April 15, 2016)  
**Longest MSU Losing Streak:** 21 (March 31, 2005 - March 8, 2013)  
**Last MSU Win:** April 15, 2016 (7-2 in Starkville)  
**Last MSU Loss:** April 2, 2017 (1-4 in Baton Rouge)  
**Last MSU Home Win:** April 15, 2016 (7-2)  
**Last MSU Home Loss:** April 17, 2016 (12-1 [5])  
**Last MSU Road Win:** May 4, 2014 (5-4)  
**Last MSU Road Loss:** April 17, 2017 (1-4)  
**Highest Scoring Game:** 28 (L, 15-13 [8], March 26, 2003 in Starkville)  
**Largest MSU Margin Of Victory:** 5 (Twice, Last April 15, 2016 in Starkville [7-2])  
**Largest MSU Margin Of Defeat:** 14 (0-14, March 10, 1982 in Baton Rouge)  
**Most Runs By MSU:** 13, twice, last on March 30, 2005 (W, 13-11 in Starkville)  
**Most Runs By LSU:** 15, twice, last on March 31, 2005 (L, 9-15, in Baton Rouge)  
**MSU In One-Run Games:** 4-18  
**MSU In Extra-Inning Games:** 1-7  
**MSU Wins Via Run-Rule:** 0  
**LSU Wins Via Run-Rule:** 4

## Ole Miss (39-26)

Date	Winner	Score	Location
3/6/97	Ole Miss	3-2	Starkville, Miss.
3/6/97	Mississippi State	2-1 (8)	Starkville, Miss.
4/30/97	Ole Miss	1-0 (9)	Oxford, Miss.
4/30/97	Ole Miss	4-1	Oxford, Miss.
4/1/98	Mississippi State	7-0	Oxford, Miss.
4/1/98	Mississippi State	5-3	Oxford, Miss.
4/25/98	Mississippi State	11-0 (5)	Starkville, Miss.
4/25/98	Mississippi State	4-3	Starkville, Miss.
3/19/99	Ole Miss	5-4 (11)	Oxford, Miss.
3/19/99	Ole Miss	4-1	Oxford, Miss.
3/20/99	Mississippi State	8-0 (5)	Oxford, Miss.
3/20/99	Ole Miss	8-0 (6)	Oxford, Miss.
3/17/00	Mississippi State	4-3	Starkville, Miss.
3/17/00	Mississippi State	7-4	Starkville, Miss.
3/18/00	Mississippi State	3-1	Starkville, Miss.
3/18/00	Ole Miss	6-0	Starkville, Miss.
3/27/01	Mississippi State	2-1	Oxford, Miss.
3/27/01	Mississippi State	7-5 (11)	Oxford, Miss.
3/28/01	Mississippi State	12-0 (5)	Oxford, Miss.
4/10/02	Mississippi State	1-0	Starkville, Miss.
4/10/02	Mississippi State	8-1	Starkville, Miss.
4/11/02	Mississippi State	1-0	Starkville, Miss.
4/9/03	Mississippi State	14-0 (5)	Oxford, Miss.
4/10/03	Ole Miss	6-5	Oxford, Miss.
4/10/03	Ole Miss	10-8 (8)	Oxford, Miss.
4/20/04	Mississippi State	8-0 (5)	Starkville, Miss.
4/20/04	Mississippi State	2-1	Starkville, Miss.
4/21/04	Mississippi State	7-2	Starkville, Miss.
4/13/05	Ole Miss	2-0	Starkville, Miss.
4/19/05	Mississippi State	4-0	Oxford, Miss.
4/26/05	Ole Miss	4-0	Ridgeland, Miss.\$
4/5/06	Ole Miss	2-1	Ridgeland, Miss.\$
4/11/06	Ole Miss	6-5	Oxford, Miss.
4/26/06	Ole Miss	1-0	Starkville, Miss.
3/27/07	Mississippi State	5-2	Madison, Miss.\$
4/6/07	Ole Miss	3-2	Starkville, Miss.
4/7/07	Mississippi State	7-4	Starkville, Miss.
4/7/07	Mississippi State	8-0 (6)	Starkville, Miss.
3/21/08	Mississippi State	5-3	Oxford, Miss.
3/21/08	Mississippi State	3-2	Oxford, Miss.
3/22/08	Mississippi State	8-3	Oxford, Miss.
4/8/08	Ole Miss	2-1	Ridgeland, Miss.\$
4/1/09	Ole Miss	8-3	Madison, Miss.\$
5/2/09	Mississippi State	6-2	Starkville, Miss.
5/2/09	Mississippi State	8-0 (5)	Starkville, Miss.
3/20/10	Ole Miss	6-4	Oxford, Miss.
3/20/10	Ole Miss	9-2	Oxford, Miss.
3/21/10	Mississippi State	11-5	Oxford, Miss.
4/1/11	Ole Miss	6-0	Starkville, Miss.
4/2/11	Mississippi State	3-0	Starkville, Miss.
4/3/11	Mississippi State	9-3	Starkville, Miss.
4/13/12	Mississippi State	5-3	Oxford, Miss.
4/14/12	Mississippi State	2-1	Oxford, Miss.
4/15/12	Mississippi State	10-3	Oxford, Miss.
4/12/13	Mississippi State	6-5	Starkville, Miss.
4/13/13	Mississippi State	5-1	Starkville, Miss.
4/14/13	Mississippi State	8-0 (6)	Starkville, Miss.
3/20/15	Mississippi State	8-6	Oxford, Miss.
3/21/15	Ole Miss	8-7 (9)	Oxford, Miss.
3/21/15	Ole Miss	14-8	Oxford, Miss.
4/2/16	Ole Miss	4-3	Starkville, Miss.
4/3/16	Mississippi State	1-0 (8)	Starkville, Miss.
4/4/16	Ole Miss	9-5	Starkville, Miss.
3/22/17	Ole Miss	2-0	Oxford, Miss.
5/10/17	Ole Miss	2-1	Knoxville, Tenn.+

\$ M&F Bank Fastpitch Classic  
 + Southeastern Conference Tournament

### SERIES NOTES

**Total Runs Scored:** Mississippi State 296, Ole Miss 208  
**MSU At Home:** 22-8  
**MSU On The Road:** 16-13  
**MSU At Neutral:** 1-4  
**Longest MSU Win Streak:** 9 (April 2, 2011 - March 20, 2015)  
**Longest MSU Losing Streak:** 4 (April 26, 2005 - April 26, 2006)  
**Last MSU Win:** April 3, 2016 (1-0 [8] in Starkville)  
**Last MSU Loss:** May 10, 2017 (1-2 in Knoxville, Tenn.)  
**Last MSU Home Win:** April 3, 2016 (1-0 [8])  
**Last MSU Home Loss:** April 4, 2016 (5-9)  
**Last MSU Road Win:** March 20, 2015 (8-6)  
**Last MSU Road Loss:** March 22, 2017 (0-2)  
**Highest Scoring Game:** 22 (L, 14-8, March 21 2015 in Oxford)  
**Largest MSU Margin Of Victory:** 14 (14-0 [5], April 9, 2003 in Oxford)  
**Largest MSU Margin Of Defeat:** 8 (0-8 [6], March 20, 1999 in Oxford)  
**Most Runs By MSU:** 14 (W, 14-0, April 9, 2003 in Oxford)  
**Most Runs By UM:** 14 (L, 8-14, March 21, 2015 in Oxford)  
**MSU In One-Run Games:** 12-12  
**MSU In Extra-Inning Games:** 3-4  
**MSU Wins Via Run-Rule:** 8  
**Ole Miss Wins Via Run-Rule:** 1

## Missouri (2-10)

Date	Winner	Score	Location
3/15/97	Missouri	4-3 (8)	San Jose, Calif.^
2/21/98	Missouri	7-4 (10)	Starkville, Miss.%
4/4/14	Missouri	6-0	Starkville, Miss.
4/5/14	Mississippi State	9-3	Starkville, Miss.
4/5/14	Missouri	8-1	Starkville, Miss.
4/10/15	Missouri	3-2	Columbia, Mo.
4/11/15	Mississippi State	8-4	Columbia, Mo.
4/12/15	Missouri	10-2 (5)	Columbia, Mo.
5/6/15	Missouri	9-0 (6)	Baton Rouge, La.+
4/29/16	Missouri	8-5	Starkville, Miss.
4/30/16	Missouri	3-1	Starkville, Miss.
5/1/16	Missouri	9-2	Starkville, Miss.

^ NIST Tournament  
 % MSU Bulldog Classic  
 + Southeastern Conference Tournament

### SERIES NOTES

**Total Runs Scored:** Missouri 74, Mississippi State 37  
**MSU At Home:** 1-6  
**MSU On The Road:** 1-2  
**MSU At Neutral:** 0-2  
**Longest MSU Win Streak:** 1 (Twice, Last April 11, 2015)  
**Longest MSU Losing Streak:** 5 (April 12, 2015 - May 1, 2016)  
**Last MSU Win:** April 11, 2015 (8-4 in Columbia)  
**Last MSU Loss:** May 1, 2016 (2-9 in Starkville)  
**Last MSU Home Win:** April 5, 2014 (9-3)  
**Last MSU Home Loss:** May 1, 2016 (2-9)  
**Last MSU Road Win:** April 11, 2015 (8-4)  
**Last MSU Road Loss:** April 12, 2015 (2-10 [5])  
**Highest Scoring Game:** 13 (L, 5-8, April 29, 2016 in Starkville)  
**Largest MSU Margin Of Victory:** 6 (W, 9-3, April 5, 2014 in Starkville)  
**Largest MSU Margin Of Defeat:** 9 (0-9 [6], May 6, 2015 in Baton Rouge)  
**Most Runs By MSU:** 9 (W, 9-3, April 5, 2014 in Starkville)  
**Most Runs By Mizzou:** 10 (L, 2-10 [5], April 12, 2015 in Columbia)  
**MSU In One-Run Games:** 0-2  
**MSU In Extra-Inning Games:** 0-2  
**MSU Wins Via Run-Rule:** 0  
**Missouri Wins Via Run-Rule:** 2



## South Carolina (30-28)

Date	Winner	Score	Location
4/28/85	South Carolina	7-3 (9)	Cookeville, Tenn.
4/28/85	Mississippi State	5-4 (9)	Cookeville, Tenn.
3/22/97	South Carolina	4-0 (8)	Starkville, Miss.
3/22/97	South Carolina	5-3	Starkville, Miss.
5/8/98	South Carolina	2-0	Columbus, Ga.+
5/9/98	Mississippi State	3-0	Columbus, Ga.+
3/26/99	South Carolina	1-0	Starkville, Miss.
3/26/99	Mississippi State	5-2	Starkville, Miss.
5/15/99	Mississippi State	2-1	Columbus, Ga.+
3/12/00	South Carolina	2-1 (8)	Tampa, Fla.\$
3/24/00	South Carolina	2-1 (9)	Columbia, S.C.
3/24/00	Mississippi State	6-2	Columbia, S.C.
3/17/01	South Carolina	7-1	Columbia, S.C.
3/17/01	Mississippi State	1-0	Columbia, S.C.
3/18/01	South Carolina	2-0	Columbia, S.C.
3/16/02	South Carolina	4-2	Starkville, Miss.
3/16/02	South Carolina	5-2	Starkville, Miss.
3/17/02	Mississippi State	11-10 (9)	Starkville, Miss.
5/9/02	South Carolina	11-5	Chattanooga, Tenn.+
3/8/03	Mississippi State	6-2	Columbia, S.C.
3/8/03	South Carolina	11-3 (6)	Columbia, S.C.
3/9/03	South Carolina	5-2	Columbia, S.C.
5/9/03	South Carolina	2-1	Plant City, Fla.+
3/6/04	South Carolina	2-1	Starkville, Miss.
3/6/04	Mississippi State	8-0 (5)	Starkville, Miss.
3/7/04	South Carolina	7-4	Starkville, Miss.
5/7/05	South Carolina	3-2	Columbia, S.C.
5/7/05	South Carolina	7-5	Columbia, S.C.
5/8/05	Mississippi State	3-2 (8)	Columbia, S.C.
5/13/05	Mississippi State	4-1	Gainesville, Fla.+
3/25/06	Mississippi State	4-3 (10)	Starkville, Miss.
3/25/06	Mississippi State	2-1	Starkville, Miss.
3/26/06	South Carolina	6-2	Starkville, Miss.
3/31/07	Mississippi State	2-1	Starkville, Miss.
3/31/07	Mississippi State	4-3	Starkville, Miss.
4/1/07	Mississippi State	8-7 (8)	Starkville, Miss.
4/12/08	Mississippi State	1-0	Columbia, S.C.
4/12/08	Mississippi State	3-1	Columbia, S.C.
4/13/08	Mississippi State	9-1 (6)	Columbia, S.C.
4/18/09	Mississippi State	4-2	Starkville, Miss.
4/18/09	South Carolina	2-0	Starkville, Miss.
4/19/09	Mississippi State	10-2 (6)	Starkville, Miss.
4/17/10	Mississippi State	2-1	Columbia, S.C.
4/17/10	South Carolina	8-4	Columbia, S.C.
4/18/10	Mississippi State	3-1	Columbia, S.C.
3/9/11	Mississippi State	2-1	Starkville, Miss.
3/9/11	Mississippi State	11-5	Starkville, Miss.
3/13/12	Mississippi State	10-6	Columbia, S.C.
3/13/12	Mississippi State	9-0 (5)	Columbia, S.C.
4/26/13	South Carolina	8-3	Starkville, Miss.
4/27/13	South Carolina	3-0	Starkville, Miss.
4/28/13	South Carolina	5-4	Starkville, Miss.
5/1/15	South Carolina	6-3	Columbia, S.C.
5/2/15	Mississippi State	9-6	Columbia, S.C.
5/3/15	South Carolina	9-1 (6)	Columbia, S.C.
4/7/17	South Carolina	3-0	Starkville, Miss.
4/8/17	Mississippi State	6-4	Starkville, Miss.
4/9/17	Mississippi State	5-2	Starkville, Miss.

+ Southeastern Conference Tournament  
\$ USF Speedline Invitational

### SERIES NOTES

**Total Runs Scored:** Mississippi State 211, South Carolina 210  
**MSU At Home:** 14-13  
**MSU On The Road:** 12-10  
**MSU At Neutral:** 4-5  
**Longest MSU Win Streak:** 7 (March 31, 2007 - April 18, 2009)  
**Longest MSU Losing Streak:** 4 (Twice, last April 26, 2013 - May 1, 2015)  
**Last MSU Win:** April 9, 2017 (5-2 in Starkville)  
**Last MSU Loss:** April 7, 2017 (0-3 in Starkville)  
**Last MSU Home Win:** April 9, 2017 (5-2)  
**Last MSU Home Loss:** April 7, 2017 (0-3)  
**Last MSU Road Win:** May 2, 2015 (9-6)  
**Last MSU Road Loss:** May 3, 2015 (1-9 [6])  
**Highest Scoring Game:** 21 (W, 11-10 [9], March 17, 2002 in Starkville)  
**Largest Margin Of Victory:** 9 (9-0 [5], March 13, 2012 in Columbia)  
**Largest Margin Of Defeat:** 8, twice, last on May 3, 2015 (L, 1-9 [6] in Columbia)  
**Most Runs By MSU:** 11, twice, last on March 9, 2011 (W, 11-5 in Starkville)  
**Most Runs By USC:** 11, twice, last on March 8, 2003 (L, 3-11 [6] in Columbia)  
**MSU In One-Run Games:** 13-7  
**MSU In Extra-Inning Games:** 5-4  
**MSU Wins Via Run-Rule:** 4  
**South Carolina Wins Via Run-Rule:** 2

## Tennessee (17-37)

Date	Winner	Score	Location
4/13/97	Mississippi State	5-4 (8)	Knoxville, Tenn.
4/13/97	Tennessee	11-0 (5)	Knoxville, Tenn.
4/11/98	Mississippi State	3-0	Starkville, Miss.
4/11/98	Tennessee	3-2	Starkville, Miss.
4/18/99	Tennessee	9-1 (6)	Knoxville, Tenn.
4/18/99	Tennessee	11-7	Knoxville, Tenn.
5/14/99	Tennessee	4-2	Columbus, Ga.+
4/14/00	Mississippi State	6-1	Starkville, Miss.
4/14/00	Mississippi State	3-1	Starkville, Miss.
3/31/01	Mississippi State	13-4	Knoxville, Tenn.
3/31/01	Mississippi State	3-1	Knoxville, Tenn.
4/1/01	Mississippi State	7-1	Knoxville, Tenn.
3/29/02	Tennessee	2-0	Starkville, Miss.
3/29/02	Mississippi State	8-1	Starkville, Miss.
3/22/03	Tennessee	8-0 (5)	Knoxville, Tenn.
3/22/03	Mississippi State	11-7	Knoxville, Tenn.
3/23/03	Tennessee	16-2 (5)	Knoxville, Tenn.
3/20/04	Tennessee	10-1	Starkville, Miss.
3/20/04	Tennessee	6-3	Starkville, Miss.
3/21/04	Tennessee	5-3 (8)	Starkville, Miss.
5/13/04	Mississippi State	8-2	Tuscaloosa, Ala.+
3/19/05	Tennessee	1-0	Knoxville, Tenn.
3/19/05	Tennessee	8-4	Knoxville, Tenn.
3/20/05	Tennessee	3-1	Knoxville, Tenn.
5/14/05	Tennessee	3-0	Gainesville, Fla.+
4/22/06	Tennessee	2-1	Starkville, Miss.
4/22/06	Tennessee	3-1	Starkville, Miss.
4/23/06	Tennessee	10-0 (5)	Starkville, Miss.
3/17/07	Tennessee	3-0	Knoxville, Tenn.
3/17/07	Tennessee	2-1 (8)	Knoxville, Tenn.
3/18/07	Tennessee	5-1	Knoxville, Tenn.
4/26/08	Mississippi State	2-1	Starkville, Miss.
4/26/08	Tennessee	8-6	Starkville, Miss.
3/28/09	Mississippi State	5-4	Knoxville, Tenn.
3/28/09	Tennessee	8-0 (5)	Knoxville, Tenn.
3/29/09	Mississippi State	10-6	Knoxville, Tenn.
3/9/10	Tennessee	8-4	Starkville, Miss.
3/9/10	Mississippi State	5-4	Starkville, Miss.
3/10/10	Tennessee	10-4	Starkville, Miss.
4/21/11	Tennessee	2-0	Knoxville, Tenn.
4/22/11	Tennessee	8-0 (6)	Knoxville, Tenn.
4/23/11	Mississippi State	3-2	Knoxville, Tenn.
3/23/12	Tennessee	8-0 (5)	Starkville, Miss.
3/24/12	Tennessee	10-3	Starkville, Miss.
3/25/12	Tennessee	8-0 (5)	Starkville, Miss.
4/18/14	Mississippi State	2-0	Knoxville, Tenn.
4/19/14	Tennessee	11-5	Knoxville, Tenn.
4/20/14	Mississippi State	11-7	Knoxville, Tenn.
4/17/15	Tennessee	4-3	Starkville, Miss.
4/18/15	Tennessee	5-3	Starkville, Miss.
4/19/15	Tennessee	16-8 (6)	Starkville, Miss.
3/25/16	Tennessee	6-2	Knoxville, Tenn.
3/26/16	Tennessee	8-5	Knoxville, Tenn.
3/27/16	Tennessee	9-4	Knoxville, Tenn.

+ Southeastern Conference Tournament

### SERIES NOTES

**Total Runs Scored:** Tennessee 300, Mississippi State 182  
**MSU At Home:** 6-17  
**MSU On The Road:** 10-18  
**MSU At Neutral:** 1-2  
**Longest MSU Win Streak:** 5 (April 14, 2000 - April 1, 2001)  
**Longest MSU Losing Streak:** 10 (March 19, 2005 - March 18, 2007)  
**Last MSU Win:** April 20, 2014 (11-7 in Knoxville)  
**Last MSU Loss:** March 27, 2016 (4-9 in Knoxville)  
**Last MSU Home Win:** March 9, 2010 (5-4)  
**Last MSU Home Loss:** March 25, 2012 (0-8 [5])  
**Last MSU Road Win:** April 20, 2014 (11-7)  
**Last MSU Road Loss:** March 27, 2016 (4-9)  
**Highest Scoring Game:** 24 (L, 16-8 [6] in Starkville)  
**Largest MSU Margin Of Victory:** 9 (13-4, March 31, 2001 in Knoxville)  
**Largest MSU Margin Of Defeat:** 14 (2-16 [5], March 23, 2003 in Knoxville)  
**Most Runs By MSU:** 13 (W, 13-4, March 31, 2001 in Knoxville)  
**Most Runs By UT:** 16, twice, last on April 19, 2015 (L, 8-16 [6] in Starkville)  
**MSU In One-Run Games:** 5-5  
**MSU In Extra-Inning Games:** 1-2  
**MSU Wins Via Run-Rule:** 0  
**Tennessee Wins Via Run-Rule:** 10

## Texas A&M (7-8)

Date	Winner	Score	Location
2/28/86	Texas A&M	6-0	Thibodaux, La.!
2/11/00	Mississippi State	3-2	Phoenix, Ariz. ^
2/9/03	Mississippi State	5-2	Phoenix, Ariz. ^
2/19/10	Texas A&M	9-0 (5)	College Station, Texas\$
2/20/10	Texas A&M	13-4 (5)	College Station, Texas\$
3/6/11	Mississippi State	7-3	Starkville, Miss.*
5/3/13	Texas A&M	5-2	College Station, Texas
5/4/13	Mississippi State	6-2	College Station, Texas
5/5/13	Texas A&M	4-2	College Station, Texas
3/13/15	Mississippi State	7-0	Starkville, Miss.
3/14/15	Texas A&M	10-8	Starkville, Miss.
3/15/15	Mississippi State	7-5	Starkville, Miss.
3/10/17	Mississippi State	5-2	College Station, Texas
3/11/17	Texas A&M	5-1	College Station, Texas
3/12/17	Texas A&M	3-1	College Station, Texas

! Budweiser Bayou Classic  
^ Fiesta Bowl Tournament  
\$ Aggie Classic  
\* MSU Bulldog Classic

### SERIES NOTES

**Total Runs Scored:** Texas A&M 71, Mississippi State 58  
**MSU At Home:** 3-1  
**MSU On The Road:** 2-6  
**MSU At Neutral:** 2-1  
**Longest MSU Win Streak:** 2 (Twice, last March 15, 2015 - March 10, 2017)  
**Longest MSU Losing Streak:** 2 (Twice, last March 11, 2017 - March 12, 2017)  
**Last MSU Win:** March 10, 2017 (5-2 in College Station)  
**Last MSU Loss:** March 12, 2017 (1-3 in College Station)  
**Last MSU Home Win:** March 15, 2015 (7-5)  
**Last MSU Home Loss:** March 14, 2015 (8-10)  
**Last MSU Road Win:** May 10, 2017 (5-2)  
**Last MSU Road Loss:** May 12, 2017 (1-3)  
**Highest Scoring Game:** 18 (L, 8-10, March 14, 2015 in Starkville)  
**Largest MSU Margin Of Victory:** 7 (7-0, March 13, 2015 in Starkville)  
**Largest MSU Margin Of Defeat:** 9, twice, last on Feb. 20, 2010 (4-13 [5] in College Station)  
**Most Runs By MSU:** 8 (L, 8-10, March 14, 2015 in Starkville)  
**Most Runs By Texas A&M:** 13 (L, 4-13 [5], Feb. 20, 2010 in College Station)  
**MSU In One-Run Games:** 1-0  
**MSU In Extra-Inning Games:** N/A  
**MSU Wins Via Run-Rule:** 0  
**Texas A&M Wins Via Run-Rule:** 2



# **| HISTORY | ALL-TIME SERIES RECORDS**

OPPONENT	LAST VICTORY MSU (SCORE)	LAST VICTORY OPPONENT (SCORE)	RECORD	CURRENT STREAK	LONGEST MSU STREAK	HOME	AWAY	NEUTRAL	EXTRA- INNINGS	POST- SEASON
Akron	-	4/13/85 (0-2)	0-1	L1	-	0-0	0-0	0-1	-	-
Alabama	3/18/17 (1-0)	3/19/17 (0-3)	11-59	L1	W2	7-24	3-28	1-7	2-4	0-6
Alabama A&M	2/13/16 (2-1)	-	3-0	W3	W3	3-0	0-0	0-0	-	-
Alabama State	3/2/17 (10-0 [5])	-	3-0	W3	W3	1-0	0-0	2-0	-	-
Alcorn State	4/18/17 (6-0)	-	6-0	W6	W6	4-0	1-0	1-0	-	-
Arkansas	4/24/17 (4-3)	4/23/17 (4-5)	38-26	W1	W6	21-11	16-13	1-2	3-2	1-2
Arizona	2/9/02 (7-1)	5/19/07 (0-8)	1-2	L2	W1	1-1	0-1	0-0	-	0-1
Arizona State	2/22/02 (2-1)	2/8/03 (4-5)	1-2	L2	W1	0-0	0-1	1-1	-	0-1
Arkansas State	4/10/86 (9-0)	-	6-0	W6	W6	3-0	2-0	1-0	-	-
Auburn	3/19/16 (6-3)	4/30/17 (3-6)	31-32	L4	W9	17-13	13-18	1-1	2-3	1-1
Austin Peay	2/7/15 (8-0 [5])	-	7-0	W7	W7	5-0	0-0	2-0	-	-
Baylor	-	2/27/16 (0-4)	0-6	L6	-	0-0	0-2	0-4	0-1	0-2
Belmont	2/13/02 (2-0)	2/23/13 (3-4)	5-1	L1	W5	5-0	0-0	0-1	-	-
Birmingham Southern	3/19/03 (4-0)	-	2-0	W2	W2	2-0	0-0	0-0	-	-
Boston University	3/11/00 (4-2)	-	1-0	W1	-	0-0	0-0	1-0	-	-
Bowling Green	2/25/11 (3-2)	-	3-0	W3	W3	0-0	0-0	3-0	-	-
Bradley	2/7/04 (7-1)	3/18/86 (0-6)	3-1	W2	W2	3-1	0-0	0-0	-	-
BYU	2/15/07 (1-0)	5/18/17 (0-8 [6])	2-2	L2	W2	0-0	0-1	2-1	0-1	0-2
Butler	2/19/11 (2-0)	-	1-0	W1	W1	1-0	0-0	0-0	-	-
California	2/10/08 (4-1 [9])	5/15/09 (3-8)	2-4	L1	W2	0-0	0-0	2-4	1-0	0-1
Cal Poly	-	2/26/98 (2-5 [8])	0-1	L1	-	0-0	0-0	0-1	0-1	-
Cal State Fullerton	2/25/05 (5-4 [8])	2/17/17 (1-6)	1-5	L3	W1	0-0	0-0	1-5	1-0	-
Cal State Northridge	2/8/08 (4-2)	3/14/10 (6-13)	1-1	L1	W1	0-0	0-0	1-1	-	-
Carthage College	3/20/82 (6-1)	3/20/82 (13-16)	1-1	L1	W1	1-1	0-0	0-0	-	-
Centenary	2/7/99 (4-1)	-	1-0	W1	W1	0-0	1-0	0-0	-	-
Central Arkansas	3/15/17 (3-1)	3/23/16 (0-1)	5-1	W3	W3	4-1	1-0	0-0	-	-
Central Michigan	-	3/7/02 (0-2)	0-1	L1	-	0-0	0-0	0-1	-	-
Central Oklahoma	4/18/86 (3-2)	-	1-0	W1	W1	0-0	0-0	1-0	-	-
Charleston Southern	3/15/13 (12-4)	-	3-0	W3	W3	2-0	1-0	0-0	-	-
Chattanooga	3/4/16 (4-0)	3/3/07 (3-11)	8-1	W1	W7	4-0	2-1	2-0	-	1-0
Cleveland State CC	4/26/85 (5-2)	-	1-0	W1	W1	0-0	0-0	1-0	-	-
Coastal Carolina	3/12/03 (10-2)	3/12/03 (6-7)	2-1	L1	W2	0-0	0-0	2-1	-	-
College of Charleston	3/14/13 (12-1)	-	2-0	W2	W2	0-0	2-0	0-0	-	-
College of New Jersey	-	3/16/83 (0-5)	0-1	L1	-	0-0	0-0	0-1	-	-
Colorado State	2/23/03 (5-3)	3/12/10 (5-6 [8])	2-2	L1	W2	1-0	0-0	1-2	1-0	-
Columbia	3/3/12 (12-4)	-	2-0	W2	W2	2-0	0-0	0-0	-	-
Connecticut	-	2/23/02 (3-6)	0-1	L1	-	0-0	0-0	0-1	-	-
Delta State	4/6/99 (7-1)	-	6-0	W6	W6	4-0	0-0	2-0	-	-
DePaul	-	2/25/12 (2-3)	0-1	L1	-	0-0	0-0	0-1	-	-
Drexel	2/18/01 (4-1)	-	1-0	W1	W1	1-0	0-0	0-0	-	-
East Tennessee State	3/13/10 (9-0)	-	3-0	W3	W3	2-0	0-0	1-0	-	-
Eastern Conn. State	-	3/15/83 (1-2)	0-1	L1	-	0-0	0-0	0-1	-	-
Eastern Illinois	2/24/17 (4-1)	-	2-0	W2	W2	2-0	0-0	0-0	-	-
Eastern Michigan	3/20/86 (1-0)	-	1-0	W1	W1	0-0	0-0	1-0	-	-
Evansville	2/21/09 (7-0)	2/19/99 (2-3 [8])	3-1	W2	W2	2-1	0-0	1-0	1-1	-
Fairleigh Dickinson	3/15/83 (21-6)	-	1-0	W1	W1	0-0	0-0	1-0	-	-
Florida	3/29/15 (5-3)	4/24/16 (3-1 [10])	19-34	L3	W7	8-14	8-19	3-1	0-3	-
Florida A&M	3/4/05 (4-2)	3/5/98 (3-8)	4-2	W1	W3	2-0	1-1	1-1	-	-
Florida Atlantic	2/13/14 (5-0)	5/21/04 (0-1)	3-3	W2	W2	0-0	2-0	1-2	-	-
Florida Gulf Coast	2/18/17 (6-3)	3/5/09 (3-8)	1-1	W1	W1	0-0	0-0	1-1	-	-
Florida International	5/15/03 (4-2)	-	2-0	W2	W2	0-0	0-0	2-0	-	1-0
Florida State	3/12/11 (8-7)	5/17/13 (2-5)	7-7	L1	W4	0-2	3-3	4-2	1-1	0-1
Fordham	3/2/13 (8-0)	5/19/17 (3-9)	2-1	L1	W2	1-0	0-0	1-1	1-0	0-1
Fresno State	2/16/17 (4-1)	3/14/10 (3-11 [5])	1-3	W1	W1	0-0	0-1	1-2	-	-
George Mason	-	3/16/84 (8-13)	0-1	L1	-	0-0	0-0	0-1	-	-
Georgetown	3/13/10 (7-6)	-	3-0	W3	W3	2-0	0-0	1-0	-	-
Georgia	4/16/17 (5-2)	4/15/17 (6-7)	26-30	W1	W9	12-12	12-15	2-3	7-0	1-3
Georgia Southern	2/11/16 (6-0)	-	8-0	W8	W8	3-0	2-0	3-0	2-0	-
Georgia State	2/10/17 (4-0)	2/12/17 (1-3 [12])	5-2	L1	W2	4-1	0-0	0-1	0-1	-
Georgia Tech	2/25/12 (5-3)	4/14/03 (3-5)	9-2	W3	W6	5-0	3-2	1-0	1-0	-
Grambling	4/20/85 (11-1)	-	3-0	W3	W3	0-0	2-0	1-0	-	-
Hawai'i	3/6/09 (14-11)	5/17/08 (4-7)	1-3	W1	W1	0-0	1-0	0-3	0-2	-
Hofstra	3/1/13 (9-1)	2/26/10 (1-2)	3-1	W1	W2	0-0	0-0	3-1	-	-
Houston	2/14/16 (7-1)	5/6/13 (5-6)	2-2	W2	W2	2-0	0-2	0-0	-	-
Idaho State	-	3/27/82 (0-8)	0-1	L1	-	0-0	0-0	0-1	-	-
Illinois Central College	4/13/85 (5-3)	-	1-0	W1	W1	0-0	0-0	1-0	-	-
Illinois-Chicago	2/13/11 (5-2)	2/11/11 (4-5)	3-1	W1	W2	0-0	0-0	3-1	-	-
Illinois State	2/28/10 (9-3)	4/15/83 (0-2)	1-1	W1	W1	0-0	0-0	1-1	-	-
Incarnate Word	2/27/16 (6-0)	-	1-0	W1	W1	-	-	1-0	-	-
Indiana State	3/6/07 (2-1)	-	1-0	W1	W1	1-0	0-0	0-0	-	-
Iona	2/7/09 (10-0)	-	1-0	W1	W1	1-0	0-0	0-0	-	-
Iowa	2/23/14 (9-1)	3/5/98 (2-4)	4-2	W4	W4	3-0	0-0	1-2	1-0	-
Iowa State	2/9/07 (9-3)	2/10/07 (3-8)	1-2	L1	W1	1-1	0-0	0-1	-	-

# **I HISTORY | ALL-TIME SERIES RECORDS**

OPPONENT	LAST VICTORY MSU (SCORE)	LAST VICTORY OPPONENT (SCORE)	RECORD	CURRENT STREAK	LONGEST MSU STREAK	HOME	AWAY	NEUTRAL	EXTRA- INNINGS	POST- SEASON
IPFW	2/22/03 (5-1)	-	1-0	W1	W1	0-0	0-0	1-0	-	-
Jackson State	4/5/17 (14-0 [6])	-	9-0	W9	W9	7-0	2-0	-	-	-
Jacksonville	2/11/06 (8-0)	-	2-0	W2	W2	0-0	0-0	2-0	-	-
Jacksonville State	2/9/14 (8-0)	2/16/03 (1-9)	10-3	W4	W4	7-1	2-0	1-2	0-1	-
Kansas	-	3/3/02 (3-4)	0-2	L2	-	0-0	0-0	0-2	-	-
Kentucky	5/6/17 (5-3)	5/7/17 (7-10 [11])	30-26	L1	W11	19-8	11-16	0-2	5-5	0-1
Kennesaw State	2/10/07 (6-0)	3/11/14 (1-2 [8])	1-3	L3	W1	1-1	0-2	0-0	-	-
Kent State	-	3/12/82 (8-9)	0-2	L2	-	0-0	0-0	0-2	-	-
Kentucky Wesleyan	3/8/86 (11-2)	-	6-0	W6	W6	4-0	2-0	0-0	-	-
Lincoln College	4/27/85 (7-4)	-	1-0	W1	W1	0-0	0-0	1-0	-	-
Lipscomb	3/31/15 (1-0)	-	3-0	W3	W3	1-0	1-0	1-0	1-0	-
LIU-Brooklyn	2/15/14 (1-0 [11])	-	3-0	W3	W3	-	-	3-0	1-0	-
Long Beach State	3/11/06 (13-2)	3/12/16 (1-5)	1-1	L1	W1	0-0	0-1	1-0	-	-
Longwood	3/5/16 (3-1)	-	1-0	W1	W1	1-0	-	-	-	-
Louisiana	4/7/86 (5-1)	2/13/13 (1-9)	12-3	L6	W2	1-5	2-5	0-2	-	0-1
Louisiana Monroe	2/19/10 (4-0)	4/11/00 (1-2)	12-6	W6	W6	8-2	3-4	1-0	2-0	-
LSU	4/15/16 (7-2)	4/1/17 (1-4)	9-58	L5	W3	7-27	2-29	0-2	1-7	0-2
Louisiana Tech	3/24/17 (5-4)	4/25/97 (2-5)	11-9	W11	W11	9-7	1-2	1-0	1-0	-
Luther College	3/23/84 (3-2)	3/23/84 (4-6)	1-1	L1	W1	1-1	0-0	0-0	-	-
Maine	3/23/85 (7-0)	-	1-0	W1	W1	0-0	0-0	1-0	-	-
Marshall	3/30/14 (9-1)	-	3-0	W3	W3	3-0	0-0	0-0	-	-
Maryland	2/27/15 (6-2)	-	3-0	W3	W3	0-0	0-0	3-0	-	-
Massachusetts	3/3/17 (4-1)	2/26/10 (6-7)	4-1	W1	W3	1-0	0-0	3-1	0-1	-
McNeese State	2/28/16 (3-0)	2/26/16 (4-8)	3-1	W1	W2	1-0	0-0	2-1	-	-
Memphis	4/22/15 (11-3 [5])	-	6-0	W6	W6	3-0	1-0	2-0	-	-
Mercer	2/24/08 (5-2)	2/25/11 (5-6)	2-1	L1	W2	0-0	1-0	1-1	-	-
Miami (Ohio)	3/1/15 (3-1)	-	3-0	W3	W3	0-0	0-0	3-0	-	-
Michigan	2/22/02 (3-2)	2/26/12 (1-3)	1-7	L3	W1	0-2	0-0	1-5	0-1	-
Michigan State	3/9/01 (6-2)	3/22/84 (1-6)	2-2	W2	W2	1-2	0-0	1-0	-	-
Middle Tennessee St.	2/6/15 (9-1)	3/17/05 (5-6)	5-1	W4	W4	4-0	1-1	0-0	-	-
Miss. Univ. for Women	4/4/86 (10-0)	4/23/85 (1-5)	7-2	W3	W4	4-1	2-1	1-0	-	-
Mississippi Valley St.	3/29/17 (8-0 [6])	4/18/07 (3-5)	29-1	W21	W21	21-0	6-1	2-0	1-0	1-0
Missouri	4/11/15 (8-4)	5/1/16 (2-9)	2-10	L5	W1	1-6	1-2	0-2	-	0-1
Missouri State	3/20/85 (4-2)	3/7/86 (3-10)	1-3	L2	W1	1-3	0-0	0-0	-	-
Monmouth	3/11/03 (9-1)	-	1-0	W1	W1	0-0	0-0	1-0	-	-
Mount St. Mary's	3/7/09 (6-1)	-	1-0	W1	W1	0-0	0-0	1-0	-	-
Murray State	2/17/13 (4-1)	-	1-0	W1	W1	1-0	0-0	0-0	-	-
Nebraska	-	2/24/07 (6-7)	0-3	L3	-	0-0	0-1	0-0	-	0-1
Nebraska-Omaha	-	3/26/82 (0-8)	0-1	L1	-	0-0	0-0	0-1	-	-
Nevada	2/21/03 (7-0)	-	1-0	W1	W1	0-0	0-0	1-0	-	-
New Mexico	3/15/97 (7-2)	-	2-0	W2	W2	0-0	0-0	2-0	-	-
New Mexico State	2/9/02 (7-6 [8])	-	3-0	W3	W3	0-0	0-0	3-0	-	-
Nicholls State	3/1/14 (7-0)	-	3-7	W2	W2	1-3	0-2	2-2	0-1	-
North Carolina	3/8/02 (8-3)	3/13/11 (2-8)	2-3	L3	W2	0-0	0-0	2-3	-	-
North Carolina State	2/29/08 (4-0)	2/27/10 (3-4)	2-2	L1	W2	1-1	0-0	1-1	-	-
North Florida	2/25/17 (4-1)	-	2-0	W2	W2	2-0	0-0	0-0	-	-
North Texas	4/19/86 (6-3)	-	1-0	W1	W1	0-0	0-0	1-0	-	-
Northern Illinois	-	2/23/97 (1-2)	0-1	L1	-	0-0	0-0	0-1	-	-
Northern Kentucky	2/8/14 (6-1)	-	2-0	W2	W2	2-0	0-0	0-0	-	-
Northwestern State	2/24/06 (5-2)	3/4/16 (0-1)	8-5	L2	W5	5-3	2-2	1-0	-	1-0
Notre Dame	3/1/15 (6-1)	3/15/97 (3-8)	1-1	W1	W1	0-0	0-0	1-1	-	-
Oakland	2/27/02 (10-1)	-	2-0	W2	W2	2-0	0-0	0-0	-	-
Ohio	3/2/14 (2-1)	-	1-0	W1	W1	0-0	0-0	1-0	-	-
Ohio State	3/21/86 (3-2)	2/27/09 (0-7)	1-3	L2	W1	0-0	0-0	1-3	-	-
Oklahoma	-	3/24/17 (3-5)	0-3	L3	-	0-0	0-0	0-3	-	-
Oklahoma City	-	4/19/96 (2-3)	0-1	L1	-	0-0	0-0	0-1	-	-
Oklahoma State	-	2/14/04 (2-3)	0-3	L3	-	0-0	0-0	0-3	-	-
Ole Miss	4/3/16 (1-0 [8])	5/10/17 (1-2)	39-26	L3	W9	22-8	16-13	1-4	3-4	0-1
Oregon	2/8/08 (3-0)	-	1-0	W1	W1	0-0	0-0	1-0	-	-
Oregon State	2/21/10 (6-5)	3/6/09 (0-2)	2-4	W2	W2	0-0	0-0	2-4	1-1	-
Pacific	5/18/07 (7-1)	5/19/07 (10-12)	1-2	L1	W1	0-0	0-0	1-2	-	1-1
Penn State	3/8/16 (9-3)	2/24/01 (5-6)	5-2	W4	W4	4-0	0-0	1-2	-	-
Pittsburgh	3/2/03 (5-4)	2/27/04 (2-3)	1-1	L1	W1	0-0	0-0	1-1	1-0	-
Portland State	-	5/18/12 (0-2)	0-1	L1	-	0-0	0-0	0-1	-	0-1
Purdue	2/13/09 (4-3)	2/27/11 (0-5)	3-1	L1	W3	2-0	0-0	1-1	-	-
Radford	-	3/8/09 (1-3)	0-1	L1	-	0-0	0-0	0-1	-	-
Rhode Island	-	3/16/83 (5-9)	0-1	L1	-	0-0	0-0	0-1	-	-
Rutgers	2/20/09 (6-0)	-	1-0	W1	W1	1-0	0-0	0-0	-	-
Saint Francis (Pa.)	3/4/05 (7-0)	-	1-0	W1	W1	0-0	0-0	1-0	-	-
Saint Mary's (Calif.)	-	3/14/97 (1-2)	0-1	L1	-	0-0	0-0	0-1	-	-
Saint Mary's (Neb.)	3/29/86 (11-1)	-	1-0	W1	W1	1-0	0-0	0-0	-	-
Samford	3/4/17 (6-5 [12])	4/4/07 (0-3)	19-2	W7	W8	12-1	5-1	2-0	3-0	-

# I HISTORY | ALL-TIME SERIES RECORDS

OPPONENT	LAST VICTORY MSU (SCORE)	LAST VICTORY OPPONENT (SCORE)	RECORD	CURRENT STREAK	LONGEST MSU STREAK	HOME	AWAY	NEUTRAL	EXTRA- INNINGS	POST- SEASON
San Diego State	2/9/08 (8-0)	2/15/04 (1-2)	1-2	W1	W1	0-0	0-2	1-0	0-1	-
Santa Clara	3/5/09 (11-3)	-	1-0	W1	W1	0-0	0-0	1-0	-	-
Seton Hall	2/23/07 (23-0)	-	1-0	W1	W1	0-0	0-0	1-0	-	-
Siena	3/14/98 (6-0)	-	2-0	W2	W2	2-0	0-0	0-0	-	-
SIU-Edwardsville	2/20/16 (7-4)	2/17/12 (4-5)	5-1	W3	W3	3-1	0-0	2-0	-	-
South Alabama	2/19/16 (4-2 [8])	4/26/16 (1-2)	3-5	L1	W2	1-3	2-2	0-0	1-0	-
South Carolina	4/9/17 (5-2)	4/7/17 (0-3)	30-28	W2	W7	14-13	12-10	4-5	5-4	3-3
South Florida	2/12/06 (4-2)	2/14/12 (0-1)	2-3	L1	W2	0-0	2-2	0-1	-	-
Southern	3/31/10 (4-1)	-	1-0	W1	W1	1-0	0-0	0-0	-	-
Southern Illinois	2/26/17 (6-2)	2/20/11 (4-9)	7-3	W2	W5	7-3	0-0	0-0	-	-
Southern Mississippi	3/28/17 (3-2)	4/6/11 (4-14)	36-12	W6	W8	16-7	17-2	3-3	0-2	-
Southeast Missouri St.	2/24/13 (8-4)	4/3/84 (0-2)	3-1	W3	3-1	2-0	0-0	1-1	-	-
Southeastern La.	2/28/17 (9-1 [5])	-	6-0	W6	W6	3-0	3-0	0-0	-	-
Stanford	3/3/00 (2-1)	3/9/02 (0-7)	1-2	L2	W1	0-0	0-0	1-2	1-0	-
Stephen F. Austin	2/11/17 (2-1)	3/11/82 (0-10)	4-1	W4	W4	4-0	0-0	0-1	0-0	-
Stony Brook	5/17/08 (8-3)	-	1-0	W1	W1	0-0	0-0	1-0	-	1-0
Syracuse	3/3/13 (4-1)	-	5-0	W5	W5	0-0	0-0	5-0	-	-
Temple	3/9/02 (6-0)	-	2-0	W2	W2	1-0	0-0	1-0	-	-
Tennessee	4/20/14 (11-7)	3/27/16 (4-9)	17-37	L6	W5	6-17	10-18	1-2	1-2	1-2
Tennessee Martin	2/14/15 (4-2)	-	3-0	W3	W3	1-0	0-0	2-0	1-0	-
Tennessee State	2/9/13 (8-0)	-	4-0	W4	W4	2-0	0-0	2-0	-	-
Tennessee Tech	2/13/16 (11-4)	2/18/05 (3-5)	9-2	W3	W5	7-1	1-0	1-1	1-0	-
Texas	-	5/17/14 (3-4)	0-5	L5	-	0-0	0-2	0-3	0-1	0-4
Texas A&M	3/10/17 (5-2)	3/12/17 (1-3)	7-8	L2	W2	3-1	2-6	2-1	-	-
Texas A&M-CC	5/21/05 (2-1 [8])	-	3-0	W3	W3	0-0	1-0	2-0	1-0	2-0
Texas Southern	5/17/14 (5-3)	-	1-0	W1	W1	0-0	0-0	1-0	-	1-0
Texas State	3/2/14 (2-1)	2/11/01 (0-5)	4-1	W2	W2	0-0	0-0	4-1	-	-
Texas Tech	2/17/17 (6-3)	3/9/01 (0-1)	2-1	W2	W2	0-1	0-0	2-0	-	-
Toledo	3/2/07 (3-2)	3/1/86 (0-2)	1-1	W1	W1	0-0	0-0	1-1	-	-
Troy	3/7/17 (2-1)	-	8-0	W8	W8	5-0	2-0	1-0	-	-
Truman State	-	4/2/82 (2-3)	0-1	L1	-	0-0	0-0	0-1	-	-
Tulsa	2/19/05 (4-2)	2/22/97 (0-1)	3-1	W3	W3	2-0	0-0	1-1	-	-
UAB	3/25/17 (8-0 [6])	3/29/16 (2-3)	15-6	W1	W10	9-4	5-2	1-0	0-1	-
UC Davis	-	2/16/07 (1-2)	0-1	L1	-	0-0	0-0	0-1	-	-
UC Riverside	2/9/08 (8-0)	2/12/11 (6-7)	1-1	L1	W1	0-0	0-0	1-1	-	-
UC Santa Barbara	3/11/16 (5-2)	3/1/08 (2-5 [8])	2-3	W1	W1	0-0	0-1	2-2	0-2	-
UCLA	-	3/12/06 (0-3)	0-3	L3	-	0-0	0-0	0-3	-	-
UNLV	2/13/99 (9-1)	2/11/11 (9-10 [9])	1-3	L3	W1	0-0	0-3	1-0	1-0	-
UT Arlington	-	4/18/86 (2-3)	0-2	L2	-	0-0	0-1	0-1	-	-
UTSA	2/28/14 (6-0)	-	1-0	W1	W1	0-0	0-0	1-0	-	-
Utah	2/26/05 (10-3)	3/8/01 (2-3)	2-4	W1	-	0-0	0-0	2-4	0-1	1-1
Utah State	2/17/07 (6-3)	-	3-0	W3	-	0-0	0-0	3-0	-	-
Villanova	2/28/04 (3-1)	-	1-0	W1	W1	0-0	0-0	1-0	-	-
Virginia	2/29/04 (5-0)	-	1-0	W1	W1	0-0	0-0	1-0	-	-
Virginia Tech	-	3/5/05 (3-4)	0-1	L1	-	0-0	0-0	0-1	-	-
Washington	3/3/06 (3-0)	2/12/11 (5-18)	1-4	L2	W1	0-0	0-1	1-3	-	0-2
West Florida	3/20/86 (4-0)	-	1-0	W1	W1	0-0	0-0	1-0	-	-
West Georgia	3/30/85 (12-2)	-	2-0	W2	W2	1-0	0-0	1-0	-	-
Western Illinois	-	3/23/85 (3-5)	0-3	L3	-	0-2	-	0-1	0-2	-
Western Kentucky	3/6/16 (7-0)	2/11/17 (0-1)	3-3	L1	W2	2-1	0-0	1-2	-	-
Western Michigan	3/6/98 (5-1)	-	1-0	W1	W1	0-0	0-0	1-0	-	-
Wichita State	2/23/13 (4-0)	-	1-0	W1	W1	1-0	0-0	0-0	-	-
William Woods	-	4/13/84 (0-1)	0-1	L1	-	0-0	0-0	0-1	-	-
Winthrop	2/17/01 (14-2)	-	2-0	W2	W2	2-0	0-0	0-0	-	-
Wisconsin	2/7/03 (9-2)	-	1-0	W1	W1	0-0	0-0	1-0	-	-
Wright State	3/6/10 (7-2)	-	3-0	W3	W3	3-0	0-0	0-0	-	-



# I HISTORY | ALL-TIME GAMES AGAINST RANKED OPPONENTS

Date	Opponent	Ranking	Result (Inn.)
May 18, 2017	BYU	21	L, 0-8 (6)
May 10, 2017	Ole Miss	19	L, 1-2
May 7, 2017	Kentucky	16	L, 7-10 (11)
May 6, 2017	Kentucky	16	W, 5-3
May 5, 2017	Kentucky	16	W, 6-2
April 30, 2017	Auburn	9	L, 3-6
April 29, 2017	Auburn	9	L, 2-6
April 28, 2017	Auburn	9	L, 2-4
April 24, 2017	Arkansas	24	W, 4-3
April 23, 2017	Arkansas	24	L, 4-5
April 22, 2017	Arkansas	24	W, 3-0
April 16, 2017	Georgia	19	W, 5-2
April 15, 2017	Georgia	19	L, 6-7
April 14, 2017	Georgia	19	W, 9-4
April 2, 2017	LSU	10	L, 1-4
April 1, 2017	LSU	10	L, 0-1
March 31, 2017	LSU	10	L, 2-7
March 24, 2017	Oklahoma	13	L, 3-5
March 22, 2017	Ole Miss	23	L, 0-2
March 19, 2017	Alabama	11	L, 0-3
March 18, 2017	Alabama	11	W, 1-0
March 17, 2017	Alabama	11	L, 3-11 (5)
March 12, 2017	Texas A&M	6	L, 1-3
March 11, 2017	Texas A&M	6	L, 1-5
March 10, 2017	Texas A&M	6	W, 5-2
Feb. 16, 2017	Fresno State	21	W, 4-1
May 11, 2016	Alabama	4	L, 5-7
May 8, 2016	Kentucky	12	L, 0-4
May 7, 2016	Kentucky	12	L, 0-1 (8)
May 6, 2016	Kentucky	12	L, 2-3 (9)
May 1, 2016	Missouri	16	L, 2-9
April 30, 2016	Missouri	16	L, 1-3
April 29, 2016	Missouri	16	L, 5-8
April 24, 2016	Florida	1	L, 1-3 (10)
April 23, 2016	Florida	1	L, 3-6
April 22, 2016	Florida	1	L, 0-16 (5)
April 17, 2016	LSU	11	L, 1-12 (5)
April 16, 2016	LSU	11	L, 2-5 (12)
April 15, 2016	LSU	11	W, 7-2
April 10, 2016	Alabama	4	L, 1-8
April 9, 2016	Alabama	4	L, 0-8 (6)
April 8, 2016	Alabama	4	L, 1-7
March 27, 2016	Tennessee	17	L, 4-9
March 26, 2016	Tennessee	17	L, 5-8
March 25, 2016	Tennessee	17	L, 2-6
March 20, 2016	Auburn	3	L, 0-2
March 19, 2016	Auburn	3	W, 6-3
March 18, 2016	Auburn	3	L, 2-3 (14)
Feb. 27, 2016	Baylor	24	L, 0-4
Feb. 19, 2016	South Alabama	23	W, 4-2 (8)
May 17, 2015	Baylor	18	L, 0-2
May 15, 2015	Baylor	18	L, 4-8
May 6, 2015	Missouri	13	L, 0-9 (6)
April 19, 2015	Tennessee	12	L, 8-16 (6)
April 18, 2015	Tennessee	12	L, 3-5
April 17, 2015	Tennessee	12	L, 3-4
April 15, 2015	South Alabama	22	L, 2-3
April 12, 2015	Missouri	21	L, 2-10 (5)
April 11, 2015	Missouri	21	W, 8-4
April 10, 2015	Missouri	21	L, 2-3
April 8, 2015	LSU	1	W, 9-4
March 29, 2015	Florida	2	W, 5-3
March 28, 2015	Florida	2	L, 2-16 (5)
March 27, 2015	Florida	2	L, 2-3
March 15, 2015	Texas A&M	19	W, 7-5
March 14, 2015	Texas A&M	19	L, 8-10
March 13, 2015	Texas A&M	19	W, 7-0
March 8, 2015	Georgia	8	W, 8-7 (9)
March 7, 2015	Georgia	8	L, 1-9 (5)
March 6, 2015	Georgia	8	L, 1-6
March 1, 2015	Notre Dame	23	W, 6-1
Feb. 27, 2015	Minnesota	11	L, 0-5
May 7, 2014	Kentucky	16	L, 3-4 (9)
May 4, 2014	LSU	25	W, 5-4

Date	Opponent	Ranking	Result (Inn.)
May 3, 2014	LSU	25	L, 0-8 (6)
May 2, 2014	LSU	25	L, 5-6
April 20, 2014	Tennessee	4	W, 11-7
April 19, 2014	Tennessee	4	L, 5-11
April 18, 2014	Tennessee	4	W, 2-0
April 13, 2014	Alabama	3	W, 4-3 (10)
April 12, 2014	Alabama	3	W, 4-2
April 11, 2014	Alabama	3	L, 1-5
April 5, 2014	Missouri [2]	16	L, 1-8
April 5, 2014	Missouri [1]	16	W, 9-3
April 4, 2014	Missouri	16	L, 0-6
March 23, 2014	Auburn	21	W, 5-2
March 22, 2014	Auburn	21	L, 2-5
March 22, 2014	Auburn	21	L, 3-11 (6)
March 15, 2014	Georgia [2]	15	L, 1-9 (5)
March 15, 2014	Georgia [1]	15	L, 2-11 (5)
March 14, 2014	Georgia	15	L, 0-1
March 9, 2014	Kentucky	8	L, 0-5
March 8, 2014	Kentucky	8	W, 2-1
March 7, 2014	Kentucky	8	L, 0-4
Feb. 29, 2014	Baylor	12	L, 0-1 (8)
May 18, 2013	South Alabama	15	L, 0-3
May 17, 2013	Florida State	19	L, 2-5
May 5, 2013	Texas A&M	14	L, 2-4
May 4, 2013	Texas A&M	14	W, 6-2
May 3, 2013	Texas A&M	14	L, 2-5
April 21, 2013	Alabama	4	L, 8-9
April 20, 2013	Alabama	4	L, 3-11
April 19, 2013	Alabama	4	W, 3-2
April 7, 2013	Florida	3	W, 6-5
April 6, 2013	Florida	3	L, 2-4
April 5, 2013	Florida	3	L, 1-9 (6)
March 24, 2013	Kentucky	21	L, 0-7
March 23, 2013	Kentucky	21	L, 2-3
March 22, 2013	Kentucky	21	L, 4-5
March 10, 2013	LSU	12	L, 2-9
March 9, 2013	LSU	12	W, 2-1
March 8, 2013	LSU	12	L, 0-1 (14)
Feb. 13, 2013	Louisiana	15	L, 1-9 (6)
May 10, 2012	Alabama	3	L, 2-5
April 1, 2012	Alabama	2	L, 3-9
March 31, 2012	Alabama	2	L, 2-4
March 30, 2012	Alabama	2	L, 4-5
March 25, 2012	Tennessee	12	L, 0-8 (5)
March 24, 2012	Tennessee	12	L, 3-10
March 23, 2012	Tennessee	12	L, 0-8 (5)
March 11, 2012	Georgia	7	L, 0-5
March 10, 2012	Georgia	7	L, 0-2
March 9, 2012	Georgia	7	W, 5-3
March 7, 2012	Florida [2]	3	L, 0-1
March 7, 2012	Florida [1]	3	L, 5-8
Feb. 26, 2012	Michigan	12	L, 1-3
Feb. 25, 2012	Georgia Tech	20	W, 5-3
Feb. 24, 2012	Louisiana	17	L, 3-6
May 12, 2011	Alabama	4	L, 1-5
May 8, 2011	Georgia	7	L, 2-10 (5)
May 7, 2011	Georgia	7	L, 3-4
May 6, 2011	Georgia	7	W, 8-6
May 1, 2011	LSU	21	L, 1-3
April 30, 2011	LSU	21	L, 6-7
April 29, 2011	LSU	21	L, 2-4
April 24, 2011	Tennessee	4	W, 3-2
April 23, 2011	Tennessee	4	L, 0-8 (6)
April 22, 2011	Tennessee	4	L, 0-2
April 17, 2011	Alabama	3	L, 2-5
April 16, 2011	Alabama	3	L, 3-13 (6)
April 15, 2011	Alabama	3	L, 2-6
April 10, 2011	Auburn	22	L, 4-5 (8)
April 9, 2011	Auburn	22	L, 3-5
April 8, 2011	Auburn	22	W, 4-3
March 27, 2011	Kentucky	24	L, 0-5
March 26, 2011	Kentucky	24	L, 0-8 (5)
March 25, 2011	Kentucky	24	L, 6-12
March 16, 2011	Florida [2]	2	L, 1-18 (5)

Date	Opponent	Ranking	Result (Inn.)
March 16, 2011	Florida [1]	2	L, 0-8 (5)
March 6, 2011	Texas A&M	22	W, 7-3
Feb. 12, 2011	Washington	10	L, 5-18 (5)
May 9, 2010	Alabama	3	L, 1-6
May 8, 2010	Alabama [2]	3	L, 2-8
May 8, 2010	Alabama [1]	3	L, 1-10 (6)
May 1, 2010	Florida [2]	6	L, 1-9 (5)
May 1, 2010	Florida [1]	6	L, 0-8 (5)
April 11, 2010	LSU	14	L, 1-6
April 10, 2010	LSU [2]	14	L, 3-8
April 10, 2010	LSU [1]	14	L, 1-2
March 20, 2010	Tennessee	19	L, 4-10
March 9, 2010	Tennessee	19	L, 4-8
March 3, 2010	Michigan	7	L, 0-3
Feb. 26, 2010	Massachusetts	20	L, 6-7 (9)
Feb. 20, 2010	Texas A&M	21	L, 4-13 (5)
Feb. 19, 2010	Texas A&M	21	L, 0-9 (5)
May 16, 2009	Florida State	16	L, 0-5
May 15, 2009	California	14	L, 3-8
April 15, 2009	Georgia [2]	6	W, 3-1 (10)
April 15, 2009	Georgia [1]	6	L, 0-10 (5)
April 5, 2009	Florida	1	L, 0-3
April 4, 2009	Florida [2]	1	L, 2-6
April 4, 2009	Florida [1]	1	L, 2-11 (5)
March 29, 2009	Tennessee	9	W, 10-6
March 28, 2009	Tennessee [2]	9	L, 1-4
March 28, 2009	Tennessee [1]	9	W, 5-4
March 22, 2009	LSU	20	L, 5-7
March 21, 2009	LSU [2]	20	L, 1-4
March 21, 2009	LSU [1]	20	L, 4-5
March 15, 2009	Alabama	2	L, 2-3
March 14, 2009	Alabama [2]	2	L, 1-7
March 14, 2009	Alabama [1]	2	L, 0-4
Feb. 27, 2009	Ohio State	20	L, 0-7
Feb. 13, 2009	Purdue	23	W, 4-3
May 17, 2008	Hawai'i	23	L, 4-7
May 16, 2008	Hawai'i	23	L, 7-9
April 26, 2008	Tennessee [2]	10	L, 6-8
April 26, 2008	Tennessee [1]	10	W, 2-1
April 20, 2008	Georgia	21	W, 7-4
April 19, 2008	Georgia [2]	21	L, 2-6
April 19, 2008	Georgia [1]	21	W, 10-0 (5)
April 6, 2008	Florida	3	L, 0-5
April 5, 2008	Florida [2]	3	L, 2-7
April 5, 2008	Florida [1]	3	L, 0-5
March 26, 2008	LSU [2]	8	L, 1-2
March 26, 2008	LSU [1]	8	L, 2-5
March 16, 2008	Alabama	2	L, 0-3
March 15, 2008	Alabama [2]	2	L, 2-4
March 15, 2008	Alabama [1]	2	L, 0-2
Feb. 29, 2008	Michigan	11	L, 0-2
Feb. 8, 2008	Oregon	20	W, 3-0
May 19, 2007	Arizona	4	L, 0-8
May 10, 2007	Florida	25	L, 0-3
April 28, 2007	Florida	20	L, 2-3 (9)
April 27, 2007	Florida [2]	20	L, 1-2
April 27, 2007	Florida [1]	20	W, 4-3
April 14, 2007	LSU [2]	6	L, 3-4 (9)
April 14, 2007	LSU [1]	6	L, 1-4 (9)
March 18, 2007	Tennessee	1	L, 1-5
March 17, 2007	Tennessee [2]	1	L, 1-2 (8)
March 17, 2007	Tennessee [1]	1	L, 0-3
March 11, 2007	Alabama	3	L, 0-8 (6)
March 10, 2007	Alabama [2]	3	L, 3-5
March 10, 2007	Alabama [1]	3	L, 2-10 (5)
Feb. 24, 2007	Nebraska	21	L, 6-7 (9)
Feb. 23, 2007	Florida State	20	L, 2-4
Feb. 16, 2007	California	10	W, 9-0 (6)
April 29, 2006	Alabama [2]	4	L, 3-6
April 29, 2006	Alabama [1]	4	L, 4-5 (8)
April 23, 2006	Tennessee	4	L, 0-10 (5)
April 22, 2006	Tennessee [2]	4	L, 1-3
April 22, 2006	Tennessee [1]	4	L, 1-2
April 20, 2006	LSU	11	L, 1-7



# I HISTORY | ALL-TIME GAMES AGAINST RANKED OPPONENTS

Date	Opponent	Ranking	Result (Inn.)
April 19, 2006	LSU [2]	11	L, 0-4
April 19, 2006	LSU [1]	11	L, 0-5
April 15, 2006	Auburn	20	L, 3-5
April 14, 2006	Auburn [2]	20	L, 5-6
April 14, 2006	Auburn [1]	20	L, 1-4
April 9, 2006	Georgia	10	L, 2-8
April 8, 2006	Georgia [2]	10	L, 0-8 (6)
April 8, 2006	Georgia [1]	10	L, 0-3
March 12, 2006	UCLA	4	L, 0-3
March 10, 2006	UCLA	4	L, 0-2
March 5, 2006	Baylor	18	L, 1-3
March 4, 2006	Washington	13	L, 1-8
March 3, 2006	Baylor	18	L, 0-1
March 3, 2006	Washington	13	W, 3-0
May 22, 2005	Texas	5	L, 0-2
May 21, 2005	Texas	5	L, 0-2
May 14, 2005	Tennessee	11	L, 0-3
May 12, 2005	Alabama	9	L, 0-5
April 24, 2005	Florida	16	W, 3-0
April 23, 2005	Florida [2]	16	L, 4-12 (5)
April 23, 2005	Florida [1]	16	L, 0-4
April 10, 2005	Alabama	10	L, 1-9 (5)
April 9, 2005	Alabama [2]	10	L, 1-4
April 9, 2005	Alabama [1]	10	L, 0-8 (5)
April 3, 2005	Auburn	23	L, 4-6
April 2, 2005	Auburn [2]	23	W, 4-3
April 2, 2005	Auburn [1]	23	L, 2-10 (5)
March 31, 2005	LSU	25	L, 1-4
March 30, 2005	LSU [2]	25	W, 4-1
March 30, 2005	LSU [1]	25	W, 13-11
March 20, 2005	Tennessee	6	L, 1-3
March 19, 2005	Tennessee [2]	6	L, 4-8
March 19, 2005	Tennessee [1]	6	L, 0-1
March 13, 2005	Georgia	13	L, 1-7
March 12, 2005	Georgia [2]	13	L, 4-9
March 12, 2005	Georgia [1]	13	L, 0-8
Feb. 27, 2005	Oregon State	18	L, 5-6
Feb. 26, 2005	Pacific	20	L, 4-5
Feb. 25, 2005	California	1	L, 4-9
Feb. 12, 2005	Louisiana	5	L, 2-7
May 21, 2004	California	2	L, 1-2
May 15, 2004	Auburn	12	L, 3-4
May 14, 2004	Georgia	10	L, 2-11 (5)
May 8, 2004	Georgia Tech [2]	22	W, 1-0
May 8, 2004	Georgia Tech [1]	22	W, 10-2 (6)
April 24, 2004	Florida [2]	17	W, 9-5
April 24, 2004	Florida [1]	17	W, 7-4
April 10, 2004	Alabama	10	W, 10-5
April 9, 2005	Alabama [2]	10	W, 8-6
April 9, 2005	Alabama [1]	10	L, 0-10 (6)
April 3, 2004	Auburn	22	W, 3-2
April 2, 2004	Auburn [2]	22	L, 3-7
April 2, 2004	Auburn [1]	22	L, 2-3
March 21, 2004	Tennessee	14	L, 3-5 (8)
March 20, 2004	Tennessee [2]	14	L, 0-9 (6)
March 20, 2004	Tennessee [1]	14	L, 1-10
March 14, 2004	Georgia	6	L, 4-6
March 13, 2004	Georgia [2]	6	L, 0-9 (6)
March 13, 2004	Georgia [1]	6	W, 5-1
March 7, 2004	South Carolina	14	L, 4-7
March 6, 2004	South Carolina [2]	14	W, 8-0 (5)
March 6, 2004	South Carolina [1]	14	L, 1-2
March 4, 2004	LSU	3	L, 4-5
March 3, 2004	LSU [2]	3	L, 0-6
March 3, 2004	LSU [1]	3	L, 2-6
Feb. 14, 2004	Oklahoma State	21	L, 2-3
May 16, 2003	Nebraska	11	L, 0-8 (6)
May 16, 2003	Washington	8	L, 0-8 (6)
May 9, 2003	South Carolina	19	L, 1-2
May 8, 2003	Georgia	7	L, 0-3
April 27, 2003	Florida	21	L, 1-6
April 26, 2003	Florida [2]	21	W, 7-3
April 26, 2003	Florida [1]	21	W, 11-8
April 13, 2003	Alabama	17	W, 7-3

Date	Opponent	Ranking	Result (Inn.)
April 12, 2003	Alabama [2]	17	L, 5-8
April 12, 2003	Alabama [1]	17	L, 3-7
March 27, 2003	LSU	11	W, 6-2
March 26, 2003	LSU [2]	11	L, 13-15 (8)
March 26, 2003	LSU [1]	11	L, 3-4
March 16, 2003	Georgia	10	L, 0-9 (5)
March 15, 2003	Georgia [2]	10	W, 2-0
March 15, 2003	Georgia [1]	10	L, 2-8
March 9, 2003	South Carolina	13	L, 2-5
March 8, 2003	South Carolina [2]	13	L, 3-11 (6)
March 8, 2003	South Carolina [1]	13	W, 6-2
Feb. 9, 2003	Arizona	2	L, 2-9
Feb. 9, 2003	Texas A&M	24	W, 5-2
Feb. 8, 2003	Arizona State	13	L, 4-5
Feb. 8, 2003	Cal State Fullerton	10	L, 0-3
Feb. 7, 2003	Nebraska	4	L, 5-7
May 18, 2002	Louisiana	19	L, 3-10
May 16, 2002	Arizona State	4	L, 1-4
May 11, 2002	Georgia	25	L, 1-7
April 21, 2002	Alabama	15	L, 2-8
April 20, 2002	Alabama [2]	15	L, 4-8
April 20, 2002	Alabama [1]	15	L, 4-10
March 24, 2002	Georgia	21	W, 4-3
March 23, 2002	Georgia [2]	21	W, 2-1
March 23, 2002	Georgia [1]	21	L, 1-3
March 20, 2002	LSU	4	L, 0-4
March 19, 2002	LSU [2]	4	W, 8-7 (11)
March 19, 2002	LSU [1]	4	L, 3-9
March 17, 2002	South Carolina	24	W, 11-10 (9)
March 16, 2002	South Carolina [2]	24	L, 2-5
March 16, 2002	South Carolina [1]	24	L, 2-4
March 9, 2002	Stanford	3	L, 0-7
March 7, 2002	FAU	13	L, 0-6
March 3, 2002	Florida State	18	W, 2-0
Feb. 24, 2002	Fresno State	13	L, 1-3
Feb. 23, 2002	Alabama	18	L, 0-4
Feb. 22, 2002	Michigan	10	W, 3-2
Feb. 9, 2002	Arizona	1	W, 7-1
Feb. 8, 2002	Texas State	17	W, 8-1
May 11, 2001	LSU	3	L, 1-2
April 22, 2001	Alabama	7	L, 0-8 (6)
April 21, 2001	Alabama [2]	7	L, 2-3
April 21, 2001	Alabama [1]	7	L, 0-7
April 12, 2001	LSU	5	L, 1-2
April 11, 2001	LSU [2]	5	L, 0-5
April 11, 2001	LSU [1]	5	L, 0-8
March 18, 2001	South Carolina	17	L, 0-2
March 17, 2001	South Carolina [2]	17	W, 1-0
March 17, 2001	South Carolina [1]	17	L, 1-7
March 1, 2001	Michigan	18	L, 1-3
Feb. 10, 2001	Oregon State	16	L, 0-1 (8)
Feb. 9, 2001	Oregon State	16	L, 0-3
May 20, 2000	Washington	1	L, 1-4
May 13, 2000	Alabama	11	L, 3-4
April 22, 2000	Alabama [2]	10	L, 2-4
April 22, 2000	Alabama [1]	10	L, 0-9 (6)
April 21, 2000	Alabama [2]	10	L, 6-7 (9)
April 21, 2000	Alabama [1]	10	L, 2-5
April 8, 2000	LSU [2]	8	L, 1-7
April 8, 2000	LSU [1]	8	L, 4-9
April 7, 2000	LSU [2]	8	L, 4-8 (10)
April 7, 2000	LSU [1]	8	L, 0-8 (5)
April 5, 2000	Southern Miss [2]	10	W, 2-1
April 5, 2000	Southern Miss [1]	10	L, 0-2
March 24, 2000	South Carolina [2]	17	W, 6-2
March 24, 2000	South Carolina [1]	17	L, 1-2 (9)
March 12, 2000	South Carolina	18	L, 1-2 (8)
March 11, 2000	Illinois-Chicago	17	W, 4-2
March 9, 2000	North Carolina	25	W, 6-0
March 5, 2000	Stanford	9	L, 1-5
March 3, 2000	Stanford	9	W, 2-1 (9)
March 3, 2000	Oklahoma	5	L, 4-12 (6)
Feb. 11, 2000	Fresno State	3	L, 2-4
May 16, 1999	LSU	7	L, 0-2 (9)

Date	Opponent	Ranking	Result (Inn.)
May 15, 1999	South Carolina	14	W, 2-1
May 14, 1999	Tennessee	24	L, 2-4
May 2, 1999	Louisiana [2]	6	L, 2-4
May 2, 1999	Louisiana [1]	6	L, 1-7
April 10, 1999	LSU [2]	10	L, 4-5
April 10, 1999	LSU [1]	10	L, 2-5
April 9, 1999	LSU [2]	10	L, 1-5
April 9, 1999	LSU [1]	10	L, 0-1
March 26, 1999	South Carolina [2]	10	W, 5-2
March 26, 1999	South Carolina [1]	10	L, 0-1
March 7, 1999	Michigan	14	L, 3-4
March 5, 1999	Michigan	14	L, 3-9
Feb. 12, 1999	UCLA	4	L, 0-5
April 4, 1998	LSU [2]	14	L, 3-4
April 4, 1998	LSU [1]	14	L, 3-7
April 3, 1998	LSU [2]	14	L, 1-2
April 3, 1998	LSU [1]	14	W, 3-2
March 7, 1998	Michigan	2	L, 1-2 (8)
March 6, 1998	USF	7	L, 0-1
March 5, 1998	Iowa	16	L, 2-4
Feb. 21, 1998	Missouri	13	L, 4-7 (10)
March 22, 1997	South Carolina [2]	4	L, 3-5
March 22, 1997	South Carolina [1]	4	L, 0-4 (8)
April 28, 1985	South Carolina [2]	10	W, 5-4 (9)
April 28, 1985	South Carolina [1]	10	L, 3-7 (9)

## Breakdowns

Year	Record	Ranking	Record
1985.....	1-1	1 .....	2-11
1997.....	0-2	2 .....	1-16
1998.....	1-7	3 .....	4-26
1999.....	2-12	4 .....	5-25
2000.....	5-16	5 .....	0-7
2001.....	1-12	6 .....	3-14
2002.....	8-15	7 .....	2-11
2003.....	7-17	8 .....	2-11
2004.....	9-17	9 .....	3-6
2005.....	4-22	10 .....	9-27
2006.....	1-19	11 .....	3-14
2007.....	2-14	12 .....	1-14
2008.....	4-11	13 .....	2-11
2009.....	4-16	14 .....	4-16
2010.....	0-14	15 .....	0-8
2011.....	4-19	16 .....	4-13
2012.....	2-13	17 .....	7-9
2013.....	4-14	18 .....	1-8
2014.....	8-15	19 .....	4-8
2015.....	7-15	20 .....	3-12
2016.....	3-21	21 .....	9-18
2017.....	9-17	22 .....	5-5
<b>TOTAL .....</b>	<b>86-309</b>	23 .....	4-5
		24 .....	4-8
		25 .....	4-5
		<b>TOTAL ....</b>	<b>86-309</b>

# I HISTORY | ALL-TIME EXTRA-INNING/RUN-RULE GAMES

## Extra-Inning Games (56-60)

Date	Opponent	Innings	Result
May 7, 2017	No. 19 Kentucky	11	L, 7-10
March 4, 2017	Samford	12	W, 6-5
Feb. 12, 2017	Georgia State	12	L, 1-3
May 7, 2016	No. 12 Kentucky	8	L, 0-1
May 6, 2016	No. 12 Kentucky	9	L, 2-3
April 24, 2016	No. 1 Florida	10	L, 1-3
April 16, 2016	No. 11 LSU	12	L, 2-5
April 3, 2016	Ole Miss	8	W, 1-0
March 18, 2016	No. 3 Auburn	14	L, 2-3
Feb. 21, 2016	Samford	8	W, 5-2
Feb. 19, 2016	No. 23 S. Alabama	8	W, 4-2
April 26, 2015	Georgia Southern	9	W, 7-5
March 21, 2015	Ole Miss [1]	9	L, 7-8
March 8, 2015	No. 8 Georgia	9	W, 8-7
Feb. 24, 2015	UAB	8	L, 4-5
May 7, 2014	No. 16 Kentucky	9	L, 3-4
April 13, 2014	No. 3 Alabama	10	W, 4-3
March 11, 2014	Kennesaw State	8	L, 1-2
Feb. 28, 2014	No. 12 Baylor	8	L, 0-1
Feb. 15, 2014	LIU-Brooklyn	11	W, 1-0
March 22, 2013	No. 21 Kentucky	10	L, 4-5
March 8, 2013	No. 12 LSU	14	L, 0-1
Feb. 17, 2013	Lipscomb	10	W, 4-3
May 17, 2012	BYU	9	L, 3-4
April 21, 2012	Kentucky	8	W, 2-1
March 28, 2012	Mississippi Valley St.	8	W, 4-3
April 10, 2011	No. 22 Auburn	8	L, 4-5
March 11, 2011	Florida State	10	W, 9-8
Feb. 11, 2011	UNLV	9	L, 9-10
March 12, 2010	Colorado State	8	L, 5-6
Feb. 26, 2010	No. 20 Massachusetts	9	L, 6-7
Feb. 21, 2010	Oregon State	8	W, 6-5
April 22, 2009	Auburn [1]	10	W, 2-1
April 15, 2009	No. 6 Georgia [2]	10	W, 3-1
March 17, 2009	Arkansas	8	L, 3-8
March 11, 2008	Auburn [2]	9	L, 4-5
March 1, 2008	UC Santa Barbara	8	L, 2-5
Feb. 16, 2008	Fordham	8	W, 6-5
Feb. 9, 2008	San Diego State	9	W, 4-1
April 28, 2007	No. 20 Florida	9	L, 2-3
April 21, 2007	Georgia [2]	8	W, 13-9
April 14, 2007	No. 6 LSU [2]	9	L, 3-4
April 14, 2007	No. 6 LSU [1]	9	L, 1-4
April 1, 2008	South Carolina	8	W, 8-7
March 17, 2007	No. 1 Tennessee [2]	8	L, 1-2
March 3, 2007	UT Martin	9	W, 6-5
Feb. 24, 2007	No. 21 Nebraska	9	L, 6-7
May 7, 2006	Kentucky	8	W, 3-2
April 29, 2006	No. 4 Alabama [1]	8	L, 4-5
March 25, 2006	South Carolina [1]	10	W, 4-3
March 4, 2006	Bowling Green	8	W, 3-2
May 22, 2005	Texas A&M-CC	8	W, 2-1
May 8, 2005	South Carolina	8	W, 3-2
Feb. 25, 2005	Cal State Fullerton	8	W, 5-4
May 20, 2004	Iowa	8	W, 2-1
March 21, 2004	No. 14 Tennessee	8	L, 3-5
Feb. 15, 2004	San Diego State	8	L, 1-2
April 10, 2003	Ole Miss [2]	8	L, 8-10
March 26, 2003	No. 11 LSU [2]	8	L, 13-15
March 2, 2003	Pittsburgh	8	W, 5-4
March 19, 2002	No. 4 LSU [2]	11	W, 8-7
March 17, 2002	No. 24 South Carolina [2]	9	W, 11-10
March 9, 2002	FIU	8	W, 3-2
March 1, 2002	Texas	14	L, 0-1
Feb. 9, 2002	New Mexico State	8	W, 7-6
April 28, 2001	Arkansas	8	W, 2-1
April 19, 2001	Georgia Tech [2]	10	W, 4-1
March 27, 2001	Ole Miss [2]	11	W, 7-5
March 24, 2001	Georgia [1]	10	W, 6-5

March 8, 2001	Georgia Soutuern	9	W, 3-2
Feb. 20, 2001	Louisiana-Monroe [1]	9	W, 2-1
Feb. 18, 2001	Tennessee Tech	8	W, 1-0
Feb. 10, 2001	No. 16 Oregon State	8	L, 0-1
April 21, 2000	No. 10 Alabama [2]	9	L, 6-7
April 7, 2000	No. 8 LSU [2]	10	L, 4-8
April 1, 2000	Arkansas [1]	8	W, 4-3
March 24, 2000	No. 17 South Carolina [1]	9	L, 1-2
March 12, 2000	No. 18 South Carolina	8	L, 1-2
March 3, 2000	No. 9 Stanford	9	W, 2-1
Feb. 12, 2000	Utah	9	L, 6-8
May 16, 1999	No. 7 LSU	9	L, 0-2
April 30, 1999	Florida [1]	9	L, 4-7
April 23, 1999	Alabama [1]	8	W, 8-7
April 15, 1999	Louisiana-Monroe [2]	9	W, 3-2
March 27, 1999	Georgia [2]	9	W, 2-1
March 19, 1999	Ole Miss [1]	11	L, 4-5
March 12, 1999	Jacksonville State	8	L, 6-7
Feb. 21, 1999	Evansville	8	W, 1-0
May 10, 1998	Alabama	9	L, 4-5
May 2, 1998	Auburn [2]	10	W, 3-2
April 21, 1998	Samford [1]	10	W, 3-2
March 28, 1998	Arkansas [1]	9	W, 3-2
March 27, 1998	Arkansas [2]	8	L, 1-2
March 22, 1998	Georgia [1]	9	W, 7-4
March 7, 1998	No. 2 Michigan	8	L, 1-2
Feb. 28, 1998	UC-Santa Barbara	9	L, 9-13
Feb. 26, 1998	Cal Poly-San Luis Obispo	8	L, 2-5
Feb. 21, 1998	No. 13 Missuori	10	L, 4-7
April 30, 1997	Ole Miss [1]	9	L, 0-1
April 25, 1997	Louisiana Tech [2]	10	W, 3-2
April 18, 1997	Alabama [1]	8	L, 2-5
April 13, 1997	Tennessee [1]	8	W, 5-4
April 11, 1997	Kentucky [2]	11	W, 12-7
April 11, 1997	Kentucky [1]	8	W, 6-1
March 26, 1997	Georgia [2]	10	W, 8-7
March 22, 1997	No. 4 South Carolina [1]	8	L, 0-4
March 15, 1997	Missouri	8	L, 3-4
March 6, 1997	Ole Miss [2]	8	W, 2-1
April 28, 1985	No. 10 South Carolina [2]	9	W, 5-4
April 28, 1985	No. 10 South Carolina [1]	9	L, 3-7
March 22, 1985	Nicholls State	9	L, 2-3
March 19, 1985	Southern Miss [2]	9	L, 4-5
March 19, 1985	Southern Miss [1]	8	L, 3-5
March 19, 1984	Western Illinois [2]	10	L, 0-1
March 19, 1984	Western Illinois [1]	8	L, 7-8
March 8, 1984	Florida State	9	L, 0-1

## Run-Rule Games (133-70)

Date	Opponent	Innings	Result
May 18, 2017	No. 21 BYU	6	L, 0-8
April 5, 2017	Jackson State	5	W, 14-0
March 29, 2017	MVSU	6	W, 8-0
March 25, 2017	UAB	6	W, 8-0
March 17, 2017	No. 11 Alabama	5	L, 3-11
March 5, 2017	Central Arkansas	5	W, 8-0
March 2, 2017	Alabama State	5	W, 10-0
Feb. 28, 2017	Southeastern La.	5	W, 9-1
May 9, 2016	Alcorn State	5	W, 8-0
April 22, 2016	No. 1 Florida	5	L, 1-12
April 17, 2016	No. 11 LSU	5	L, 1-12
April 9, 2016	No. 4 Alabama	6	L, 0-8
March 22, 2016	Southeastern La.	6	W, 10-2
Feb. 22, 2016	Southeastern La.	5	W, 8-0
Feb. 12, 2016	Houston	6	W, 9-1
May 6, 2015	No. 13 Missouri	6	L, 0-9
May 3, 2015	South Carolina	6	L, 1-9
April 22, 2015	Memphis	5	W, 11-3
April 19, 2015	No. 12 Tennessee	6	L, 8-16
April 12, 2015	No. 21 Missouri	5	L, 2-10
April 6, 2015	Arkansas	6	W, 16-4
March 25, 2015	Southern Miss	6	W, 10-0
March 17, 2015	Southeastern La.	5	W, 16-1
March 7, 2015	No. 8 Georgia	5	L, 1-9
Feb. 22, 2015	Penn State	5	W, 10-2
Feb. 21, 2015	Penn State [2]	6	W, 10-5
Feb. 7, 2015	Austin Peay	5	W, 8-0
Feb. 6, 2015	Middle Tennessee	6	W, 9-1
Feb. 5, 2015	Mississippi Valley St.	6	W, 8-0
May 3, 2014	No. 25 LSU	6	L, 0-8
April 27, 2014	Arkansas	6	W, 8-0
April 26, 2014	Arkansas	5	W, 18-7
April 1, 2014	Mississippi Valley St.	5	W, 13-0
March 30, 2014	Marshall	5	W, 9-1
March 26, 2014	Samford	6	W, 9-1
March 21, 2014	No. 21 Auburn	6	L, 3-11
March 15, 2014	No. 15 Georgia [2]	5	L, 1-9
March 15, 2014	No. 15 Georgia [1]	5	L, 2-11
Feb. 23, 2014	Iowa	5	W, 9-1
Feb. 9, 2014	Jacksonville State	5	W, 8-0
Feb. 8, 2014	Jacksonville State	6	W, 9-1
Feb. 7, 2014	Northern Kentucky	5	W, 12-1
Feb. 7, 2014	Mississippi Valley St.	5	W, 8-0
April 20, 2013	No. 4 Alabama	5	L, 3-11
April 16, 2013	Samford	5	W, 13-1
April 14, 2013	Ole Miss	6	W, 8-0
April 5, 2013	No. 3 Florida	6	L, 1-9
March 15, 2013	Charleston Southern	5	W, 12-4
March 14, 2013	College of Charleston [2]	5	W, 12-1
March 14, 2013	College of Charleston [1]	5	W, 8-0
March 2, 2013	Fordham	5	W, 8-0
March 1, 2013	Hofstra	6	W, 9-1
Feb. 13, 2013	Louisiana	6	L, 1-9
Feb. 9, 2013	Georgia State	6	W, 9-1
Feb. 9, 2013	Tennessee State	6	W, 8-0
April 24, 2013	Memphis	6	W, 9-1
April 10, 2013	Jackson State	5	W, 12-3
April 7, 2012	Arkansas	5	L, 2-13
March 25, 2012	No. 12 Tennessee	5	L, 0-8
March 23, 2012	No. 12 Tennessee	5	L, 0-8
March 13, 2013	South Carolina [2]	5	W, 9-0
March 3, 2012	Eastern Illinois	5	W, 8-0
March 3, 2012	Columbia	6	W, 12-4
March 2, 2012	Louisiana Tech	5	W, 8-0
March 2, 2012	Columbia	5	W, 11-1
Feb. 29, 2012	Jackson State	5	W, 11-2
May 8, 2011	No. 7 Georgia	5	L, 2-10
April 22, 2011	No. 4 Tennessee	6	L, 0-8
April 19, 2011	Mississippi Valley St.	6	W, 9-1



## I HISTORY | ALL-TIME RUN-RULE GAMES

April 16, 2011	No. 3 Alabama	6	L, 3-13	May 14, 2004	No. 10 Georgia	5	L, 2-11
April 6, 2011	Southern Miss	5	L, 4-14	May 8, 2004	No. 22 Georgia Tech [6]	W, 10-2	
March 29, 2011	Alcorn State [2]	5	W, 10-1	April 27, 2004	UAB	6	W, 11-3
March 29, 2011	Alcorn State [1]	5	W, 11-2	April 20, 2004	Ole Miss [1]	5	W, 8-0
March 26, 2011	No. 23 Kentucky	5	L, 0-8	April 18, 2004	Arkansas	6	W, 8-0
March 16, 2011	No. 2 Florida [2]	5	L, 1-18	April 9, 2004	No. 10 Alabama [1]	6	L, 0-10
March 16, 2011	No. 2 Florida [1]	5	L, 0-8	March 16, 2004	Chattanooga [1]	5	W, 9-0
March 12, 2011	North Carolina	5	L, 4-12	March 13, 2004	No. 6 Georgia [2]	6	L, 0-9
March 6, 2011	Mississippi Valley St.	5	W, 8-0	March 6, 2004	No. 14 South Carolina [2]	5	W, 8-0
March 1, 2011	UAB	6	L, 0-8	Feb. 22, 2004	Alabama A&M	5	W, 13-0
Feb. 12, 2011	Washington	5	L, 5-18	Feb. 21, 2004	Austin Peay	5	W, 8-0
May 8, 2010	No. 3 Alabama [1]	6	L, 1-10	Feb. 21, 2004	Mississippi Valley St.	5	W, 12-0
May 1, 2010	No. 6 Florida [2]	5	L, 1-9	Feb. 20, 2004	Alabama A&M	5	W, 13-0
May 1, 2010	No. 6 Florida [1]	5	L, 0-8	Feb. 8, 2004	Jackson State	5	W, 18-3
April 7, 2010	Mississippi Valley St.	5	W, 9-1	May 16, 2003	No. 11 Nebraska	6	L, 0-8
March 14, 2010	Fresno State	5	L, 3-11	May 16, 2003	No. 8 Washington	6	L, 0-8
March 13, 2010	East Tennessee St.	5	W, 9-0	April 14, 2003	Georgia Tech [1]	5	L, 1-9
March 6, 2010	Mississippi Valley St.	5	W, 11-1	April 9, 2003	Ole Miss	5	W, 14-0
March 5, 2010	Troy	5	W, 8-0	March 23, 2003	Tennessee	5	L, 2-16
Feb. 20, 2010	No. 21 Texas A&M	5	L, 4-13	March 22, 2003	Tennessee [1]	5	L, 0-8
Feb. 19, 2010	No. 21 Texas A&M	5	L, 0-9	March 19, 2003	Birmingham Southern [1]	5	W, 8-0
Feb. 13, 2010	Stephen F. Austin	5	W, 8-0	March 16, 2003	No. 10 Georgia	5	L, 0-9
May 8, 2009	Mississippi Valley St. [1]	5	W, 10-2	March 11, 2003	Monmouth	6	W, 9-1
May 2, 2009	Ole Miss [2]	5	W, 8-0	March 8, 2003	No. 13 South Carolina [2]	6	L, 3-11
April 19, 2009	South Carolina	6	W, 10-2	Feb. 16, 2003	Samford	5	W, 15-4
April 15, 2009	No. 6 Georgia [1]	5	L, 0-10	Feb. 16, 2003	Jacksonville State	6	L, 1-9
April 9, 2009	Jackson State [1]	5	W, 9-0	Feb. 14, 2003	Mississippi Valley St.	5	W, 14-0
April 4, 2009	No. 1 Florida	5	L, 2-11	April 24, 2002	Jacksonville State	5	W, 10-1
March 28, 2009	No. 9 Tennessee	5	L, 0-8	March 8, 2002	Nicholls State	5	W, 8-0
Feb. 7, 2009	Iona	5	W, 10-0	Feb. 27, 2002	Oakland [2]	5	W, 10-1
May 3, 2008	Arkansas	5	W, 9-1	Feb. 15, 2002	Colorado State	6	W, 10-2
April 19, 2008	No. 21 Georgia	5	W, 10-0	Feb. 8, 2002	Texas Tech	5	W, 12-4
April 13, 2008	South Carolina	6	W, 9-1	April 22, 2001	No. 7 Alabama	6	L, 0-8
April 3, 2008	Kentucky	5	W, 8-0	March 28, 2001	Ole Miss	5	W, 12-0
March 30, 2008	Mississippi Valley St.	5	W, 12-0	Feb. 17, 2001	Winthrop	5	W, 14-2
March 29, 2008	Georgetown	5	W, 8-0	Feb. 6, 2001	Belmont [1]	5	W, 9-0
March 29, 2008	Mississippi Valley St.	5	W, 10-1	May 19, 2000	Utah	6	W, 11-3
March 18, 2008	Southern Miss	5	W, 9-0	May 1, 2000	Auburn [2]	6	W, 10-2
March 12, 2008	Auburn	5	L, 0-8	April 28, 2000	Florida [1]	5	L, 3-11
March 7, 2008	Charleston Southern	5	W, 19-2	April 22, 2000	No. 10 Alabama [1]	6	L, 0-9
Feb. 23, 2008	Austin Peay	6	W, 12-4	April 7, 2000	No. 8 LSU [1]	5	L, 0-8
Feb. 13, 2008	Mississippi Valley St.	5	W, 10-0	March 3, 2000	No. 5 Oklahoma	6	L, 4-12
Feb. 9, 2008	San Diego State	6	W, 8-0	Feb. 20, 2000	Austin Peay	5	W, 10-1
Feb. 9, 2008	UC Riverside	5	W, 8-0	Feb. 19, 2000	Belmont	6	W, 8-0
May 5, 2007	Arkansas	5	W, 8-0	May 8, 1999	Auburn [1]	5	W, 8-0
April 7, 2007	Ole Miss	6	W, 8-0	May 7, 1999	Auburn [2]	5	W, 8-0
March 11, 2007	No. 3 Alabama	6	L, 0-8	April 18, 1999	Tennessee [1]	6	L, 1-9
March 10, 2007	No. 3 Alabama [2]	5	L, 2-10	April 15, 1999	Louisiana-Monroe [1]	5	W, 9-1
March 3, 2007	Chattanooga	5	L, 3-11	March 20, 1999	Ole Miss [2]	6	L, 0-8
Feb. 24, 2007	Tennessee Tech	6	W, 10-1	March 20, 1999	Ole Miss [1]	5	W, 8-0
Feb. 23, 2007	Seton Hall	5	W, 23-0	Feb. 13, 1999	UNLV	5	W, 9-1
Feb. 21, 2007	Mississippi Valley St.	5	W, 10-2	April 25, 1998	Ole Miss [1]	5	W, 11-0
Feb. 16, 2007	No. 10 California	6	W, 9-0	April 14, 1998	Louisiana-Monroe [1]	6	W, 11-0
April 23, 2006	No. 4 Tennessee	5	L, 0-10	April 24, 1998	Georgia Southern [2]	5	W, 9-1
April 8, 2006	No. 10 Georgia [2]	6	L, 0-8	Feb. 21, 1998	Chattanooga	6	W, 8-0
March 30, 2006	Southern Miss	5	W, 8-0	April 13, 1997	Tennessee [2]	5	L, 0-11
March 28, 2006	Middle Tennessee St.	5	W, 13-1	April 4, 1997	LSU [2]	6	L, 1-9
March 1, 2006	Samford	6	W, 9-1	March 2, 1997	Alabama State	5	W, 18-0
Feb. 26, 2006	Alcorn State	5	W, 9-0	March 2, 1997	Tennessee State	6	W, 12-1
Feb. 17, 2006	East Tennessee St.	6	W, 9-1	March 1, 1997	Tennessee State	5	W, 9-0
Feb. 11, 2006	Jacksonville	5	W, 8-0	March 1, 1997	Alabama State	5	W, 30-0
Feb. 10, 2006	Jacksonville	5	W, 8-0	Feb. 22, 1997	Alcorn State	5	W, 19-0
April 23, 2005	No. 16 Florida [2]	5	L, 4-12				
April 12, 2005	UAB	5	W, 11-1				
April 10, 2005	No. 10 Alabama	5	L, 1-9				
April 9, 2005	No. 10 Alabama [1]	5	L, 0-8				
April 2, 2005	No. 23 Auburn	5	L, 2-10				
March 17, 2005	Middle Tennessee	5	W, 8-0				
March 6, 2005	Ohio State	5	L, 0-11				
March 2, 2005	Southern Miss	6	W, 9-0				
Feb. 6, 2005	Mississippi Valley St.	5	W, 15-0				
Feb. 4, 2005	Louisiana Tech	5	W, 9-0				

*Game called due to inclement weather*

# HISTORY | YEAR-BY-YEAR RESULTS

## 1982

**Coach Lynn Keiser**

**2-18**

**2-4 H • 0-2 A • 0-12 N**

Mar. 10	at LSU	L	0-14
Mar. 10	at LSU	L	7-8
Mar. 11	! vs. Stephen F. Austin	L	0-10
Mar. 12	! vs. Kent State	L	3-10
Mar. 12	! vs. Kent State	L	8-9
Mar. 19	LOUISIANA-LAFAYETTE	W	13-3
Mar. 19	LOUISIANA-LAFAYETTE	L	9-15
Mar. 20	CARTHAGE COLLEGE	W	6-1
Mar. 20	CARTHAGE COLLEGE	L	13-16
Mar. 25	# vs. Oklahoma State	L	0-2
Mar. 25	# vs. Utah	L	0-9
Mar. 26	# vs. Iowa State	L	1-12
Mar. 26	# vs. Nebraska-Omaha	L	0-8
Mar. 27	# vs. Idaho State	L	0-8
April 2	\$ vs. NE Missouri State	L	2-3
April 2	\$ vs. Oklahoma State	L	1-9
April 3	\$ vs. Kansas	L	1-9
April 3	\$ vs. Iowa	L	1-6
April 20	LSU	L	2-3
April 20	LSU	L	1-4

! - LSU Tournament (Baton Rouge, La.)

# - Oklahoma Invitational (Bartlesville, Okla.)

\$ - Southwest Missouri State Invitational (Springfield, Mo.)

## 1983

**Coach Lynn Keiser**

**6-13**

**3-5 H • 2-2 A • 1-6 N**

Feb. 26	at Louisiana-Lafayette	L	1-2
Feb. 26	at Louisiana-Lafayette	L	1-6
Mar. 13	LOUISIANA-MONROE	L	0-3
Mar. 13	LOUISIANA-MONROE	W	4-3
Mar. 15	! vs. Eastern Connecticut	L	1-2
Mar. 15	! vs. Farleigh Dickinson	W	21-6
Mar. 16	! vs. Trenton	L	0-5
Mar. 16	! vs. Rhode Island	L	5-9
Mar. 22	SOUTHERN MISS	W	3-0
Mar. 22	SOUTHERN MISS	W	4-3
April 9	NICHOLLS STATE	L	2-4
April 9	NICHOLLS STATE	L	2-4
April 12	at Southern Miss	W	3-0
April 12	at Southern Miss	W	5-4
April 15	# vs. Illinois State	L	0-2
April 15	# vs. Texas-Arlington	L	2-7
April 16	# vs. Oklahoma	L	0-4
April 23	LOUISIANA TECH	L	0-4
April 23	LOUISIANA TECH	L	0-9

! - South Carolina State Invitational (Columbia, S.C.)

# - Louisiana Tech Invitational (Ruston, La.)

## 1984

**Coach Vivian Langley**

**11-20**

**5-11 H • 4-6 A • 2-3 N**

Mar. 3	at Northwestern State	W	2-1
Mar. 3	at Northwestern State	L	3-7
Mar. 7	FLORIDA A&M	W	11-0
Mar. 7	FLORIDA A&M	W	11-8
Mar. 8	FLORIDA STATE	L	0-1 (9)
Mar. 8	FLORIDA STATE	L	2-6
Mar. 10	LOUISIANA TECH	L	0-4
Mar. 10	LOUISIANA TECH	L	1-9
Mar. 16	! at Florida State	L	0-5
Mar. 16	! vs. George Mason	L	8-13
Mar. 17	! vs. Florida A&M	W	5-2
Mar. 19	WESTERN ILLINOIS	L	7-8 (8)
Mar. 19	WESTERN ILLINOIS	L	0-1 (10)
Mar. 22	MICHIGAN STATE	L	3-11
Mar. 22	MICHIGAN STATE	L	1-6
Mar. 23	LUTHER COLLEGE	W	3-2
Mar. 23	LUTHER COLLEGE	L	4-6
April 3	at Southern Miss	W	7-6
April 3	at Southern Miss	W	3-2
April 7	LOUISIANA-LAFAYETTE	L	0-1
April 7	LOUISIANA-LAFAYETTE	L	2-3
April 10	at Louisiana-Monroe	L	2-3
April 10	at Louisiana-Monroe	L	0-1
April 13	# vs. William Woods	L	0-1
April 13	# vs. SE Missouri State	L	0-2
April 14	# vs. Arkansas State	W	8-4
April 14	# at Kentucky Wesleyan	W	4-3
April 17	SOUTHERN MISS	W	4-1
April 17	SOUTHERN MISS	W	5-0
April 25	at Nicholls State	L	3-7
April 25	at Nicholls State	L	8-13

! - FSU Invitational (Tallahassee, Fla.)

# - Kentucky Wesleyan Invitational (Owensboro, Ky.)

## 1985

**Coach Vivian Langley**

**28-14**

**11-5 H • 7-3 A • 10-6 N**

Mar. 9	KENTUCKY WESLEYAN	W	8-5
Mar. 9	KENTUCKY WESLEYAN	W	7-2
Mar. 15	! GEORGIA STATE	W	17-1
Mar. 15	! WEST GEORGIA	W	12-0
Mar. 16	! TENNESSEE TECH	W	25-3
Mar. 16	! MISSISSIPPI UNIV. FOR WOMEN	L	1-10
Mar. 19	SOUTHERN MISS	L	3-5 (8)
Mar. 19	SOUTHERN MISS	L	4-5 (9)
Mar. 20	SW MISSOURI STATE	L	0-1
Mar. 20	SW MISSOURI STATE	W	4-2
Mar. 22	\$ vs. Nicholls State	L	2-3 (9)
Mar. 22	\$ vs. Florida A&M	L	0-1
Mar. 23	\$ vs. Ohio State	L	2-3
Mar. 23	\$ vs. Western Illinois	L	3-5
Mar. 23	\$ vs. Maine	W	7-0
Mar. 26	ARKANSAS STATE	W	12-0
Mar. 26	ARKANSAS STATE	W	11-2
Mar. 29	? vs. Southern Miss	W	4-0
Mar. 29	? vs. Grambling	W	11-2
Mar. 30	? vs. West Georgia	W	14-2
Mar. 30	? at Mississippi Univ. For Women	W	5-0
April 2	NICHOLLS STATE	W	3-2
April 2	NICHOLLS STATE	L	3-5
April 4	at Southern Miss	W	6-1
April 4	at Southern Miss	W	9-1
April 9	MISSISSIPPI UNIV. FOR WOMEN	W	7-1
April 9	MISSISSIPPI UNIV. FOR WOMEN	W	7-2
April 12	# vs. Mississippi Univ. For Women	W	3-2
April 12	# vs. Kentucky Wesleyan	W	4-2
April 13	# vs. Illinois Central Junior College	W	5-3
April 13	# vs. Akron	L	0-2
April 19	at Louisiana Tech	L	0-3
April 19	at Louisiana Tech	L	2-5
April 20	at Grambling	W	6-5
April 20	at Grambling	W	11-1
April 23	at Mississippi Univ. For Women	L	1-5
April 23	at Mississippi Univ. For Women	W	5-1
April 26	^ at Tennessee Tech	W	11-2
April 26	^ vs. Cleveland State Junior College	W	5-2
April 27	^ vs. Lincoln College	W	7-4
April 28	* vs. No. 10 South Carolina	L	3-7 (9)
April 28	* vs. No. 10 South Carolina	W	5-4 (9)

! - MSU Invitational (Starkville, Miss.)

\$ - FSU Invitational (Tallahassee, Fla.)

? - Mississippi Univ. For Women Tournament (Columbus, Miss.)

# - Kentucky Wesleyan Invitational (Owensboro, Ky.)

^ - Tennessee Tech Tournament (Cookeville, Tenn.)

\* - Played in Cookeville, Tenn.

# **| HISTORY | YEAR-BY-YEAR RESULTS**

## **1986**

**Coach Vivian Langley**

**27-11**

**13-5 H • 8-2 A • 6-4 N**

Feb. 28	! vs. Texas A&M.....	L.....	0-6
Feb. 28	! vs. Louisiana-Lafayette.....	L.....	1-2
Mar. 1	! vs. Texas State.....	W.....	5-3
Mar. 1	! vs. Toledo.....	L.....	0-2
Mar. 7	SW MISSOURI STATE.....	L.....	0-2
Mar. 7	SW MISSOURI STATE.....	L.....	3-10
Mar. 8	KENTUCKY WESLEYAN.....	W.....	3-0
Mar. 8	KENTUCKY WESLEYAN.....	W.....	11-2
Mar. 18	BRADLEY.....	W.....	2-1
Mar. 18	BRADLEY.....	L.....	0-6
Mar. 20	# vs. Eastern Michigan.....	W.....	1-0
Mar. 20	# vs. West Florida.....	W.....	4-0
Mar. 21	# at Florida State.....	L.....	1-3
Mar. 21	# vs. Ohio State.....	W.....	3-2
Mar. 25	at Southern Miss.....	W.....	5-4
Mar. 25	at Southern Miss.....	W.....	3-1
Mar. 28	\$ GEORGIA STATE.....	W.....	2-0
Mar. 28	\$ SOUTHERN MISS.....	W.....	4-2
Mar. 29	\$ ST. MARY'S (NE).....	W.....	11-1
Mar. 29	\$ ARKANSAS STATE.....	W.....	15-0
April 1	at Delta State.....	W.....	11-1
April 1	at Delta State.....	W.....	9-2
April 4	MISSISSIPPI UNIV. FOR WOMEN.....	W.....	6-5
April 4	MISSISSIPPI UNIV. FOR WOMEN.....	W.....	10-0
April 7	at Louisiana-Lafayette.....	W.....	3-0
April 7	at Louisiana-Lafayette.....	W.....	5-1
April 10	at Arkansas State.....	W.....	12-4
April 10	at Arkansas State.....	W.....	9-0
April 12	LOUISIANA TECH.....	L.....	1-2
April 12	LOUISIANA TECH.....	L.....	0-1
April 18	% vs. Central Oklahoma State.....	W.....	3-2
April 18	% at Texas-Arlington.....	L.....	2-3
April 19	% vs. North Texas.....	W.....	6-3
April 19	% vs. Oklahoma City.....	L.....	2-3
April 22	DELTA STATE.....	W.....	11-1
April 22	DELTA STATE.....	W.....	6-2
April 23	SOUTHERN MISS.....	W.....	3-2
April 23	SOUTHERN MISS.....	W.....	5-1

! - Budweiser Bayou Classic (Thibodaux, La.)

# - FSU Invitational (Tallahassee, Fla.)

\$ - MSU Invitational (Starkville, Miss.)

% - Texas-Arlington Tournament (Arlington, Texas)

**\*MSU softball program was discontinued after the 1986 season. The program returned to Division I status starting in the 1997 season.**

## **1997**

**Coach Kathy Arendsen**

**29-27 • 11-17 SEC (8th Overall, 5th West)**

**13-12 H • 6-8 A • 10-7 N**

Feb. 21	# vs. Nicholls State.....	L.....	0-6
Feb. 21	# vs. Tennessee-Martin.....	W.....	4-1
Feb. 22	# vs. Alcorn State.....	W.....	19-0 (5)
Feb. 22	# vs. Tulsa.....	L.....	0-1
Feb. 23	# at Louisiana-Monroe.....	L.....	1-5
Feb. 23	# vs. Tulsa.....	W.....	7-2
Feb. 23	# vs. Northern Illinois.....	L.....	1-2
Feb. 26	SAMFORD.....	W.....	4-0
Feb. 26	SAMFORD.....	W.....	4-0
Mar. 1	\$ vs. Alabama State.....	W.....	30-0 (5)
Mar. 1	\$ vs. Tennessee State.....	W.....	9-0 (5)
Mar. 1	\$ at Troy State.....	W.....	3-2
Mar. 2	\$ vs. Tennessee State.....	W.....	12-1 (6)
Mar. 2	\$ vs. Alabama State.....	W.....	18-0 (5)
Mar. 2	\$ at Troy State.....	W.....	1-0
Mar. 6	* OLE MISS.....	L.....	2-3
Mar. 6	* OLE MISS.....	W.....	2-1 (8)
Mar. 14	? vs. New Mexico.....	W.....	4-0
Mar. 14	? vs. St. Mary's.....	L.....	1-2
Mar. 14	? vs. Colorado State.....	L.....	6-11
Mar. 15	? vs. Missouri.....	L.....	3-4 (8)
Mar. 15	? vs. New Mexico.....	W.....	7-2
Mar. 15	? vs. Notre Dame.....	L.....	3-8
Mar. 20	at Samford.....	W.....	6-1
Mar. 20	at Samford.....	W.....	7-1
Mar. 22	* No. 4 SOUTH CAROLINA.....	L.....	0-4 (8)
Mar. 22	* No. 4 SOUTH CAROLINA.....	L.....	3-5
Mar. 25	MCNEESE STATE.....	W.....	3-2
Mar. 26	* GEORGIA.....	W.....	5-2
Mar. 26	* GEORGIA.....	W.....	8-7 (10)
Mar. 28	* ARKANSAS.....	W.....	3-2
Mar. 28	* ARKANSAS.....	L.....	0-4
Mar. 29	* ARKANSAS.....	L.....	4-10
Mar. 29	* ARKANSAS.....	L.....	1-2
April 4	* at LSU.....	L.....	0-2
April 4	* at LSU.....	L.....	1-9 (6)
April 11	* at Kentucky.....	W.....	6-1 (8)
April 11	* at Kentucky.....	W.....	12-7 (11)
April 13	* at Tennessee.....	W.....	5-4 (8)
April 13	* at Tennessee.....	L.....	0-11 (5)
April 18	* at Alabama.....	L.....	2-5 (8)
April 18	* at Alabama.....	L.....	0-8
April 19	* ALABAMA.....	L.....	2-5
April 19	* ALABAMA.....	W.....	2-1
April 23	LOUISIANA-MONROE.....	L.....	0-6
April 23	LOUISIANA-MONROE.....	W.....	1-0
April 25	LOUISIANA TECH.....	L.....	2-5
April 25	LOUISIANA TECH.....	W.....	3-2 (10)
April 26	* FLORIDA.....	L.....	1-3
April 26	* FLORIDA.....	W.....	6-5
April 30	* at Ole Miss.....	L.....	0-1 (9)
April 30	* at Ole Miss.....	L.....	1-4
May 3	* AUBURN.....	W.....	6-3
May 3	* AUBURN.....	W.....	4-0
May 4	* AUBURN.....	L.....	4-5
May 4	* AUBURN.....	L.....	1-4

# - NLU Mardi Gras Classic (Monroe, La.)

\$ - Troy State Invitational (Troy, Ala.)

? - NIST Tournament (San Jose, Calif.)

\* - Southeastern Conference Game

## **1998**

**Coach Kathy Arendsen**

**36-21 • 15-11 SEC (T-4th Overall, 3rd West)**

**14-8 H • 12-6 A • 10-7 N**

Feb. 14	NORTHWESTERN STATE.....	L.....	1-3
Feb. 14	NORTHWESTERN STATE.....	W.....	3-1
Feb. 15	NORTHWESTERN STATE.....	W.....	5-0
Feb. 20	# JACKSONVILLE STATE.....	W.....	3-0
Feb. 21	# No. 13 MISSOURI.....	L.....	4-7 (10)
Feb. 21	# CHATTANOOGA.....	W.....	8-0 (6)
Feb. 26	& vs. Caly Poly-San Luis Obispo.....	L.....	2-5 (8)
Feb. 28	& vs. Evansville.....	W.....	7-2
Feb. 28	& at UC-Santa Barbara.....	L.....	9-13 (9)
Mar. 5	! vs. No. 16 Iowa.....	L.....	2-4
Mar. 5	! vs. Florida A&M.....	L.....	3-8
Mar. 6	! vs. Western Michigan.....	W.....	5-1
Mar. 6	! at No. 7 South Florida.....	L.....	0-1
Mar. 7	! vs. Chattanooga.....	W.....	6-0
Mar. 7	! vs. Hofstra.....	W.....	8-3
Mar. 7	! vs. No. 2 Michigan.....	L.....	1-2 (8)
Mar. 11	* at Florida.....	W.....	3-1
Mar. 11	* at Florida.....	L.....	0-1
Mar. 14	SIENA COLLEGE.....	W.....	2-0
Mar. 14	SIENA COLLEGE.....	W.....	6-0
Mar. 22	* at Georgia.....	W.....	7-4 (9)
Mar. 22	* at Georgia.....	L.....	2-4
Mar. 24	GEORGIA SOUTHERN.....	W.....	7-1
Mar. 24	GEORGIA SOUTHERN.....	W.....	9-1 (5)
Mar. 27	* at Arkansas.....	W.....	6-0
Mar. 27	* at Arkansas.....	L.....	1-2 (8)
Mar. 28	* at Arkansas.....	W.....	3-2 (9)
Mar. 28	* at Arkansas.....	W.....	6-2
April 1	* at Ole Miss.....	W.....	7-0
April 1	* at Ole Miss.....	W.....	5-3
April 3	* No. 14 LSU.....	W.....	3-2
April 3	* No. 14 LSU.....	L.....	1-2
April 4	* No. 14 LSU.....	L.....	3-7
April 4	* No. 14 LSU.....	L.....	3-4
April 8	DELTA STATE.....	W.....	1-0
April 10	* KENTUCKY.....	L.....	0-1
April 10	* KENTUCKY.....	L.....	0-1
April 11	* TENNESSEE.....	W.....	3-0
April 11	* TENNESSEE.....	L.....	2-3
April 14	at Louisiana-Monroe.....	W.....	11-0 (6)
April 14	at Louisiana-Monroe.....	W.....	7-5
April 19	* ALABAMA.....	W.....	5-4
April 19	* ALABAMA.....	L.....	1-4
April 21	SAMFORD.....	W.....	3-2 (10)
April 21	SAMFORD.....	W.....	5-0
April 25	* OLE MISS.....	W.....	11-0 (5)
April 25	* OLE MISS.....	W.....	4-3
May 1	* at Auburn.....	L.....	0-2
May 1	* at Auburn.....	W.....	1-0
May 2	* at Auburn.....	W.....	6-2
May 2	* at Auburn.....	W.....	3-2 (10)
May 8	@ vs. South Carolina.....	L.....	0-2
May 8	@ vs. Georgia.....	W.....	3-2
May 9	@ vs. South Carolina.....	W.....	3-0
May 9	@ vs. Florida.....	W.....	1-0
May 10	@ vs. Florida.....	W.....	1-0
May 10	@ vs. Alabama.....	L.....	4-5 (9)

# - MSU Classic (Starkville, Miss.)

& - UCSB-Dudley Invitational (Santa Barbara, Calif.)

! - Speedline Classic (Tampa, Fla.)

@ - SEC Tournament (Columbus, Ga.)

\* - Southeastern Conference Game



## 1999

**Coach Kathy Arendsen**

**38-29 • 15-15 SEC (6th Overall, 4th West)**

**21-6 H • 6-14 A • 11-9 N**

Feb. 6	at Northwestern State	L	0-1
Feb. 6	at Northwestern State	W	3-1
Feb. 7	at Centenary	W	4-1
Feb. 12	% vs. California	L	4-6
Feb. 12	% vs. No. 4 UCLA	L	0-5
Feb. 12	% vs. New Mexico State	W	4-2
Feb. 13	% vs. UNLV	W	9-1 (5)
Feb. 13	% vs. Utah State	W	7-2
Feb. 19	! NORTHWESTERN STATE	W	6-1
Feb. 19	! EVANSVILLE	L	2-3 (8)
Feb. 20	! CHATTANOOGA	W	3-1
Feb. 21	! EVANSVILLE	W	1-0 (8)
Feb. 27	! JACKSONVILLE STATE	L	3-6
Feb. 27	! JACKSONVILLE STATE	W	4-0
Mar. 4	^ vs. Georgia	W	5-1
Mar. 4	^ vs. Florida State	W	2-1
Mar. 5	^ vs. No. 14 Michigan	L	3-9
Mar. 5	^ vs. Hofstra	W	4-1
Mar. 6	^ vs. Florida Atlantic	W	10-2
Mar. 6	^ vs. New Mexico State	W	7-0
Mar. 7	^ vs. Michigan State	W	4-2
Mar. 7	^ vs. No. 14 Michigan	L	3-4
Mar. 12	\$ vs. Jacksonville State	L	6-7 (8)
Mar. 12	\$ vs. Kentucky	L	1-3
Mar. 12	\$ vs. Southern Miss	L	0-4
Mar. 19	* at Ole Miss	L	4-5 (11)
Mar. 19	* at Ole Miss	L	1-4
Mar. 20	* at Ole Miss	W	8-0 (5)
Mar. 20	* at Ole Miss	L	0-8 (6)
Mar. 26	* No. 10 SOUTH CAROLINA	L	0-1
Mar. 26	* No. 10 SOUTH CAROLINA	W	5-2
Mar. 27	* GEORGIA	W	5-1
Mar. 27	* GEORGIA	W	2-1 (9)
April 2	* ARKANSAS	W	5-2
April 2	* ARKANSAS	W	4-0
April 3	* ARKANSAS	W	7-2
April 3	* ARKANSAS	W	4-2
April 6	DELTA STATE	W	7-1
April 9	* at No. 10 LSU	L	0-1
April 9	* at No. 10 LSU	L	1-5
April 10	* at No. 10 LSU	L	2-5
April 10	* at No. 10 LSU	L	4-5
April 15	LOUISIANA-MONROE	W	9-1 (5)
April 15	LOUISIANA-MONROE	W	3-2 (9)
April 17	* at Kentucky	L	4-5
April 17	* at Kentucky	W	12-0
April 18	* at Tennessee	L	1-9 (6)
April 18	* at Tennessee	L	7-11
April 21	at Georgia Tech	W	5-0
April 23	* at Alabama	W	8-7 (8)
April 23	* at Alabama	L	4-5
April 24	* at Alabama	L	5-6
April 24	* at Alabama	L	4-7
April 29	SAMFORD	W	4-0
April 29	SAMFORD	W	4-1
April 30	* FLORIDA	L	4-7 (9)
April 30	* FLORIDA	W	6-2
May 2	No. 6 LOUISIANA-LAFAYETTE	L	1-7
May 2	No. 6 LOUISIANA-LAFAYETTE	L	2-4
May 7	* AUBURN	W	4-3
May 7	* AUBURN	W	8-0 (5)
May 8	* AUBURN	W	8-0 (5)
May 8	* AUBURN	W	4-3
May 13	+ vs. Alabama	W	6-3
May 14	+ vs. No. 24 Tennessee	L	2-4
May 15	+ vs. No. 14 South Carolina	W	2-1
May 16	+ vs. No. 7 LSU	L	0-2 (9)

% - Fiesta Bowl Tournament (Phoenix, Ariz.)

! - MSU Bulldog Classic (Starkville, Miss.)

^ - Speedline Invitational (Tampa, Fla.)

\$ - Frost Cutlery Tournament (Chattanooga, Tenn.)

+ - SEC Tournament (Columbus, Ga.)

\* - Southeastern Conference Game

## 2000

**Coach Kathy Arendsen**

**44-27 • 17-13 SEC (4th Overall, 4th West)**

**NCAA Regional**

**19-11 H • 11-7 A • 14-9 N**

Feb. 11	! vs. Texas A&M	W	3-2
Feb. 11	! vs. No. 3 Fresno State	L	2-4
Feb. 12	! vs. Cal State Fullerton	L	1-5
Feb. 12	! vs. Utah	L	6-8 (9)
Feb. 13	! vs. Utah State	W	5-4
Feb. 18	# NORTHWESTERN STATE	W	3-2
Feb. 18	# WINTHROP	W	9-3
Feb. 19	# CHATTANOOGA	W	7-5
Feb. 19	# BELMONT	W	8-0 (6)
Feb. 20	# AUSTIN PEAY	W	10-1 (5)
Feb. 26	TENNESSEE TECH	W	7-4
Feb. 26	TENNESSEE TECH	W	5-0
Mar. 3	% vs. No. 5 Oklahoma	L	4-12 (6)
Mar. 3	% vs. No. 9 Stanford	W	2-1 (9)
Mar. 4	% vs. UMass	W	7-0
Mar. 4	% vs. Florida State	W	4-0
Mar. 5	% vs. No. 9 Stanford	L	1-5
Mar. 9	\$ vs. No. 25 North Carolina	W	6-0
Mar. 9	\$ vs. Penn State	W	2-0
Mar. 10	\$ vs. Georgia Southern	W	4-3
Mar. 10	\$ at South Florida	L	2-4
Mar. 11	\$ vs. UMass	W	4-1
Mar. 11	\$ vs. Boston University	W	4-2
Mar. 11	\$ vs. No. 17 Illinois-Chicago	W	4-2
Mar. 12	\$ vs. No. 18 South Carolina	L	1-2 (8)
Mar. 15	JACKSONVILLE STATE	W	6-0
Mar. 15	JACKSONVILLE STATE	W	5-1
Mar. 17	* OLE MISS	W	4-3
Mar. 17	* OLE MISS	W	7-4
Mar. 18	* OLE MISS	W	3-1
Mar. 18	* OLE MISS	L	0-6
Mar. 22	UAB	W	4-1
Mar. 24	* at No. 17 South Carolina	L	1-2 (9)
Mar. 24	* at No. 17 South Carolina	W	6-2
Mar. 25	* at Georgia	W	8-6
Mar. 25	* at Georgia	W	3-2
Mar. 31	* at Arkansas	L	1-2
Mar. 31	* at Arkansas	W	1-0
April 1	* at Arkansas	W	4-3 (8)
April 1	* at Arkansas	W	4-0
April 5	No. 10 SOUTHERN MISS	L	0-2
April 5	No. 10 SOUTHERN MISS	W	2-1
April 7	* No. 8 LSU	L	0-8 (5)
April 7	* No. 8 LSU	L	4-8 (10)
April 8	* No. 8 LSU	L	4-9
April 8	* No. 8 LSU	L	1-7
April 11	at Louisiana-Monroe	L	1-2
April 11	at Louisiana-Monroe	W	3-2
April 14	* TENNESSEE	W	6-1
April 14	* TENNESSEE	W	3-1
April 15	* KENTUCKY	W	6-2
April 15	* KENTUCKY	W	7-3
April 15	GEORGIA TECH	W	3-2
April 21	* No. 10 ALABAMA	L	2-5
April 21	* No. 10 ALABAMA	L	6-7 (9)
April 22	* No. 10 ALABAMA	L	0-9 (6)
April 22	* No. 10 ALABAMA	L	2-4
April 25	SAMFORD	L	0-2
April 28	* at Florida	L	3-11 (5)
April 28	* at Florida	W	3-1
April 30	* at Auburn	W	3-2
April 30	* at Auburn	W	9-4
May 1	* at Auburn	L	2-5
May 1	* at Auburn	W	10-2 (6)
May 11	@ vs. Arkansas	L	1-2
May 12	@ vs. Auburn	W	9-3
May 13	@ vs. No. 11 Alabama	L	3-4
May 18	& vs. Chattanooga	W	6-1
May 19	& vs. Utah	W	11-3 (6)
May 20	& vs. No. 1 Washington	L	1-4
May 20	& vs. Utah	L	1-4

! - Fiesta Bowl Tournament (Phoenix, Ariz.)

# - MSU Bulldog Classic (Starkville, Miss.)

% - NFCA Leadoff Classic (Columbus, Ga.)

\$ - Speedline Invitational (Tampa, Fla.)

@ - SEC Tournament (Columbus, Ga.)

& - NCAA Regional I (Seattle, Wash.)

\* - Southeastern Conference Game

## 2001

**Coach Kathy Arendsen**

**36-26 • 19-11 SEC (3rd Overall, 3rd West)**

**19-7 H • 12-9 A • 5-10 N**

Feb. 6	BELMONT	W	9-0 (5)
Feb. 6	BELMONT	W	6-1
Feb. 9	! vs. No. 16 Oregon State	L	0-3
Feb. 9	! at Texas A&M-CC	W	8-0 (5)
Feb. 10	! vs. Texas State	W	4-2
Feb. 10	! vs. No. 16 Oregon State	L	0-1 (8)
Feb. 11	! vs. Texas State	L	0-5
Feb. 17	\$ SOUTHERN ILLINOIS	L	2-3
Feb. 17	\$ WINTHROP	W	14-2 (5)
Feb. 18	\$ TENNESSEE TECH	W	1-0 (8)
Feb. 18	DREXEL	W	4-1
Feb. 20	LOUISIANA-MONROE	W	2-1 (9)
Feb. 20	LOUISIANA-MONROE	W	8-5
Feb. 23	^ at UNLV	L	2-3
Feb. 23	^ at UNLV	L	0-2
Feb. 24	^ vs. Penn State	L	3-8
Feb. 24	^ vs. Penn State	L	5-6
Mar. 1	No. 18 MICHIGAN	L	1-3
Mar. 8	& vs. Georgia Southern	W	3-2 (9)
Mar. 8	& vs. Utah	L	2-3
Mar. 9	& vs. Michigan State	W	6-2
Mar. 9	& vs. Texas Tech	L	0-1
Mar. 10	& vs. Temple	W	3-0
Mar. 10	& vs. Florida Atlantic	L	2-3
Mar. 14	* at Florida	L	0-6
Mar. 14	* at Florida	L	4-5
Mar. 15	* at Florida	W	5-1
Mar. 17	* at No. 17 South Carolina	L	1-7
Mar. 17	* at No. 17 South Carolina	W	1-0
Mar. 18	* at No. 17 South Carolina	L	0-2
Mar. 23	* GEORGIA	W	4-2
Mar. 24	* GEORGIA	W	6-5 (10)
Mar. 24	* GEORGIA	W	8-7
Mar. 27	* at Ole Miss	W	2-1
Mar. 27	* at Ole Miss	W	7-5 (11)
Mar. 28	* at Ole Miss	W	12-0 (5)
Mar. 31	* at Tennessee	W	13-4
Mar. 31	* at Tennessee	W	3-1
April 1	* at Tennessee	W	7-1
April 5	SOUTHERN MISS	L	1-2
April 5	SOUTHERN MISS	W	9-6
April 7	* KENTUCKY	L	1-8
April 7	* KENTUCKY	W	3-2
April 8	* KENTUCKY	W	7-3
April 11	* No. 5 LSU	L	0-8
April 11	* No. 5 LSU	L	0-5
April 12	* No. 5 LSU	L	1-2
April 14	* AUBURN	W	5-4
April 14	* AUBURN	W	7-2
April 15	* AUBURN	W	4-3
April 19	at Georgia Tech	W	3-2
April 19	at Georgia Tech	W	4-1 (10)
April 21	* at No. 7 Alabama	L	0-7
April 21	* at No. 7 Alabama	L	2-3
April 22	* at No. 7 Alabama	L	0-8 (6)
April 25	at Jacksonville State	W	3-2
April 28	* ARKANSAS	W	2-1 (8)
April 28	* ARKANSAS	W	1-0
April 29	* ARKANSAS	W	3-0
May 10	@ vs. Florida	W	1-0
May 11	@ vs. No. 3 LSU	L	1-2
May 12	@ vs. Arkansas	L	2-7

! - TAMU-CC Islander Classic (Corpus Christi, Texas)

\$ - MSU Bulldog Classic (Starkville, Miss.)

^ - UNLV Tri-Tournament (Las Vegas, Nev.)

& - Speedline Invitational (Tampa, Fla.)

@ - SEC Tournament (Chattanooga, Tenn.)

\* - Southeastern Conference Game

## 2002

**Coach Kathy Arendsen**

**36-31 • 13-16 SEC (7th Overall, 5th West)**

### NCAA Regional

**17-8 H • 7-12 A • 12-11 N**

Feb. 8	! vs. No. 17 Texas State	W	8-1
Feb. 8	! vs. Texas Tech	W	12-4 (5)
Feb. 9	! vs. No. 1 Arizona	W	7-1
Feb. 9	! vs. New Mexico State	W	7-6 (8)
Feb. 13	BELMONT	W	11-0 (5)
Feb. 13	BELMONT	W	2-0
Feb. 15	% SOUTHERN ILLINOIS	L	0-2
Feb. 15	% COLORADO STATE	W	10-2 (6)
Feb. 16	% SOUTHERN ILLINOIS	W	5-3
Feb. 16	% SOUTHERN MISS	L	2-7
Feb. 22	^ vs. No. 8 Arizona State	W	2-1
Feb. 22	^ vs. No. 10 Michigan	W	3-2
Feb. 23	^ vs. Connecticut	L	3-6
Feb. 23	^ vs. No. 18 Alabama	L	0-4
Feb. 24	^ vs. No. 13 Fresno State	L	1-3
Feb. 27	OAKLAND UNIVERSITY	W	5-0
Feb. 27	OAKLAND UNIVERSITY	W	10-1 (5)
Mar. 1	& vs. Texas	L	0-1 (14)
Mar. 3	& vs. Kansas	L	3-4
Mar. 3	& at No. 18 Florida State	W	2-0
Mar. 7	? vs. No. 13 Florida Atlantic	L	0-6
Mar. 7	? vs. Central Michigan	L	0-2
Mar. 8	? vs. North Carolina	W	8-3
Mar. 8	? vs. Nicholls State	W	8-0 (5)
Mar. 9	? vs. Temple	W	6-0
Mar. 9	? vs. Florida International	W	3-2 (8)
Mar. 9	? vs. No. 3 Stanford	L	0-7
Mar. 16	* No. 24 SOUTH CAROLINA	L	2-4
Mar. 16	* No. 24 SOUTH CAROLINA	L	2-5
Mar. 17	* No. 24 SOUTH CAROLINA	W	11-10 (9)
Mar. 19	* at No. 4 LSU	L	3-9
Mar. 19	* at No. 4 LSU	W	8-7 (11)
Mar. 20	* at No. 4 LSU	L	0-4
Mar. 23	* at No. 21 Georgia	L	1-3
Mar. 23	* at No. 21 Georgia	W	2-1
Mar. 24	* at No. 21 Georgia	W	4-3
Mar. 29	* TENNESSEE	L	0-2
Mar. 29	* TENNESSEE	W	8-1
April 3	* at Southern Miss	W	6-2
April 3	* at Southern Miss	L	0-3
April 6	* at Kentucky	L	4-6
April 6	* at Kentucky	L	3-10
April 7	* at Kentucky	W	3-2
April 10	* OLE MISS	W	1-0
April 10	* OLE MISS	W	8-1
April 11	* OLE MISS	W	1-0
April 13	* at Auburn	W	2-1
April 13	* at Auburn	L	4-6
April 14	* at Auburn	L	1-3
April 18	GEORGIA TECH	W	7-4
April 18	GEORGIA TECH	W	3-0
April 20	* No. 15 ALABAMA	L	4-10
April 20	* No. 15 ALABAMA	L	4-8
April 21	* No. 15 ALABAMA	L	2-8
April 24	JACKSONVILLE STATE	W	10-1 (5)
April 27	* at Arkansas	L	0-1
April 27	* at Arkansas	L	6-7
April 28	* at Arkansas	L	0-7
May 4	* FLORIDA	W	4-1
May 4	* FLORIDA	W	6-2
May 5	* FLORIDA	W	8-2
May 9	@ vs. South Carolina	L	5-11
May 10	@ vs. Arkansas	W	5-1
May 11	@ vs. No. 25 Georgia	L	1-7
May 16	# vs. No. 4 Arizona State	L	1-4
May 16	# vs. Northwestern State	W	9-6
May 18	# at No. 19 Louisiana-Lafayette	L	3-10

! - Arizona State Fiesta Bowl Tournament (Phoenix, Ariz.)

% - Bulldog Classic (Starkville, Miss.)

^ - NFCA Leadoff Classic (Columbus, Ga.)

& - Florida State Sunshine Classic (Tallahassee, Fla.)

? - Speedline Invitational (Plant City, Fla.)

@ - SEC Tournament (Chattanooga, Tenn.)

# - NCAA Regional 3 (Lafayette, La.)

\* - Southeastern Conference Game

## 2003

**Coach Jay Miller**

**34-30 • 13-16 SEC (8th Overall, 4th West)**

### NCAA Regional

**11-8 H • 10-14 A • 13-8 N**

Feb. 4	SOUTHERN MISS	W	3-1
Feb. 7	! vs. Wisconsin	W	9-2
Feb. 7	! vs. No. 4 Nebraska	L	5-7
Feb. 8	! vs. No. 10 Cal State Fullerton	L	0-3
Feb. 8	! vs. No. 13 Arizona State	L	4-5
Feb. 9	! vs. No. 24 Texas A&M	W	5-2
Feb. 9	! vs. No. 2 Arizona	L	2-9
Feb. 12	at UAB	W	2-0
Feb. 14	MISSISSIPPI VALLEY STATE	W	14-0 (5)
Feb. 16	^ vs. Jacksonville State	L	1-9 (6)
Feb. 16	^ vs. Samford	W	15-4 (5)
Feb. 21	# vs. Nevada	W	7-0
Feb. 21	# vs. Miami (OH)	W	5-2
Feb. 22	# vs. Illinois-Chicago	W	4-1
Feb. 22	# vs. IUPUI-Fort Wayne	W	5-1
Feb. 23	# vs. Colorado State	W	5-3
Feb. 28	at No. 15 Florida State	W	3-1
Feb. 28	+ vs. Syracuse	W	4-1
Mar. 2	+ vs. Pittsburgh	W	5-4 (8)
Mar. 2	+ vs. Syracuse	W	3-2
Mar. 8	* at No. 13 South Carolina	W	6-2
Mar. 8	* at No. 13 South Carolina	L	3-11 (6)
Mar. 9	* at No. 13 South Carolina	L	2-5
Mar. 11	~ vs. Monmouth	W	9-1 (6)
Mar. 11	at Coastal Carolina	W	4-3
Mar. 12	at Coastal Carolina	W	10-2
Mar. 12	at Coastal Carolina	L	6-7
Mar. 15	* No. 10 GEORGIA	L	2-8
Mar. 15	* No. 10 GEORGIA	W	2-0
Mar. 16	* No. 10 GEORGIA	L	0-9 (5)
Mar. 19	BIRMINGHAM SOUTHERN	W	8-0 (5)
Mar. 19	BIRMINGHAM SOUTHERN	W	4-0
Mar. 22	* at Tennessee	L	0-8 (5)
Mar. 22	* at Tennessee	W	11-7
Mar. 23	* at Tennessee	L	2-16 (5)
Mar. 26	* No. 11 LSU	L	3-4
Mar. 26	* No. 11 LSU	L	13-15 (8)
Mar. 27	* No. 11 LSU	W	6-2
Mar. 29	* KENTUCKY	W	7-6
Mar. 29	* KENTUCKY	W	7-0
Mar. 30	* KENTUCKY	W	6-3
April 3	\$ vs. Southern Miss	L	5-8
April 5	* AUBURN	L	3-7
April 5	* AUBURN	W	7-1
April 9	* at Ole Miss	W	14-0 (5)
April 10	* at Ole Miss	L	5-6
April 10	* at Ole Miss	L	8-10 (8)
April 12	* at No. 17 Alabama	L	3-7
April 12	* at No. 17 Alabama	L	5-8
April 13	* at No. 17 Alabama	W	7-3
April 14	at Georgia Tech	L	1-9 (5)
April 14	at Georgia Tech	L	3-5
April 18	* ARKANSAS	L	1-5
April 18	* ARKANSAS	W	3-2
April 19	* ARKANSAS	L	1-4
April 22	UAB	L	0-3
April 26	* at No. 21 Florida	W	11-8
April 26	* at No. 21 Florida	W	7-3
April 27	* at No. 21 Florida	L	1-6
May 8	@ vs. No. 7 Georgia	L	0-3
May 9	@ vs. No. 19 South Carolina	L	1-2
May 15	& vs. Florida International	W	4-2
May 16	& vs. No. 8 Washington	L	0-8 (6)
May 16	& vs. No. 11 Nebraska	L	0-8 (6)

! - Fiesta Bowl Tournament (Phoenix, Ariz.)

^ - Rebel/Easton Invitational (Oxford, Miss.)

# - Troy Cox Classic (Las Cruces, N.M.)

+ - Seminole Challenge (Tallahassee, Fla.)

~ - Played in Conway, S.C.

\$ - Played in Madison, Miss.

@ - SEC Tournament (Plant City, Fla.)

& - NCAA Regional 5 (Lincoln, Neb.)

\* - Southeastern Conference Game

## 2004

**Coach Jay Miller**

**39-26 • 14-15 SEC (7th Overall, 4th West)**

### NCAA Regional

**23-6 H • 9-13 A • 7-7 N**

Feb. 6	! BRADLEY	W	11-6
Feb. 6	! LOUISIANA TECH	W	6-1
Feb. 7	! JACKSON STATE	W	25-2 (5)
Feb. 7	! BRADLEY	W	7-1
Feb. 8	! LOUISIANA TECH	W	1-0
Feb. 8	! JACKSON STATE	W	18-3 (5)
Feb. 13	^ vs. UC-Santa Barbara	W	6-3
Feb. 13	^ at San Diego State	L	3-5
Feb. 14	^ vs. No. 21 Oklahoma State	L	2-3
Feb. 14	^ vs. UC-Santa Barbara	L	2-5
Feb. 15	^ at San Diego State	L	1-2 (8)
Feb. 20	# AUSTIN PEAY	W	4-0
Feb. 20	# ALABAMA A&M	W	13-0 (5)
Feb. 21	# MISSISSIPPI VALLEY STATE	W	12-0 (5)
Feb. 21	# AUSTIN PEAY	W	8-0 (5)
Feb. 22	# ALABAMA A&M	W	13-0 (5)
Feb. 22	# MISSISSIPPI VALLEY STATE	W	7-0
Feb. 27	+ at Houston	L	1-3
Feb. 27	+ vs. Pittsburgh	L	2-3
Feb. 28	+ vs. BYU	W	2-1
Feb. 28	+ vs. Villanova	W	3-1
Feb. 29	+ vs. Virginia	W	5-0
Mar. 3	* at No. 3 LSU	L	2-6
Mar. 3	* at No. 3 LSU	L	4-5
Mar. 4	* at No. 3 LSU	L	1-2
Mar. 6	* No. 14 SOUTH CAROLINA	L	1-2
Mar. 6	* No. 14 SOUTH CAROLINA	W	8-0 (5)
Mar. 7	* No. 14 SOUTH CAROLINA	L	4-7
Mar. 13	* at No. 6 Georgia	W	5-1
Mar. 13	* at No. 6 Georgia	L	0-9 (6)
Mar. 14	* at No. 6 Georgia	L	4-6
Mar. 16	at Chattanooga	W	9-0 (5)
Mar. 16	at Chattanooga	W	2-1
Mar. 20	* No. 14 TENNESSEE	L	1-10
Mar. 20	* No. 14 TENNESSEE	L	3-6
Mar. 21	* No. 14 TENNESSEE	L	3-5 (8)
Mar. 24	at Southern Miss	L	0-6
Mar. 27	* at Kentucky	W	8-2
Mar. 27	* at Kentucky	L	3-4
Mar. 28	* at Kentucky	W	6-2
April 2	* at No. 22 Auburn	L	2-3
April 2	* at No. 22 Auburn	L	3-7
April 3	* at No. 22 Auburn	W	3-2
April 6	~ vs. Southern Miss	W	6-3
April 9	* No. 10 ALABAMA	L	0-10 (6)
April 9	* No. 10 ALABAMA	W	8-6
April 10	* No. 10 ALABAMA	W	10-5
April 17	* at Arkansas	W	2-0
April 17	* at Arkansas	W	8-0 (6)
April 18	* at Arkansas	L	2-4
April 20	* OLE MISS	W	8-0 (5)
April 20	* OLE MISS	W	2-1
April 21	* OLE MISS	W	7-2
April 24	* No. 17 FLORIDA	W	7-4
April 24	* No. 17 FLORIDA	W	9-5
April 27	at UAB	W	11-3 (6)
April 28	UAB	W	7-0
May 8	No. 22 GEORGIA TECH	W	10-2 (6)
May 8	No. 22 GEORGIA TECH	W	1-0
May 13	@ vs. No. 10 Tennessee	W	8-2
May 14	@ vs. No. 10 Georgia	L	2-11 (5)
May 15	@ vs. No. 12 Auburn	L	3-4
May 20	& vs. Iowa	W	2-1 (8)
May 21	& vs. No. 2 California	L	1-2
May 21	& vs. Florida Atlantic	L	0-1

! - Bulldog Round-Robin (Starkville, Miss.)

^ - Aztec Invitational (San Diego, Calif.)

# - Bulldog Classic (Starkville, Miss.)

+ - Hyatt Regency Cougar Classic (Houston, Texas)

~ - Played in Ridgeland, Miss.

@ - SEC Tournament (Tuscaloosa, Ala.)

& - NCAA Regional 5 (Lincoln, Neb.)

\* - Southeastern Conference Game

## 2005

**Coach Jay Miller**

**35-31 • 12-18 SEC (6th Overall, 3rd West)**

### NCAA Regional

**19-10 H • 6-13 A • 10-8 N**

Feb. 4	\$ NORTH CAROLINA STATE	L	1-2
Feb. 4	\$ LOUISIANA TECH	W	9-0 (5)
Feb. 5	\$ MISSISSIPPI VALLEY STATE	W	15-0 (5)
Feb. 5	\$ NORTH CAROLINA STATE	W	5-1
Feb. 6	\$ LOUISIANA TECH	W	9-7
Feb. 6	\$ MISSISSIPPI VALLEY STATE	W	8-0 (6)
Feb. 12	! vs. McNeese State	W	5-0
Feb. 12	! at No. 5 Louisiana-Lafayette	L	2-7
Feb. 18	+ TULSA	W	5-0
Feb. 18	+ TENNESSEE TECH	L	3-5
Feb. 19	+ TROY	W	3-0
Feb. 19	+ TULSA	W	4-2
Feb. 25	% vs. No. 1 California	L	4-9
Feb. 25	% vs. Cal State Fullerton	W	5-4 (8)
Feb. 26	% vs. No. 20 Pacific	L	4-5
Feb. 26	% vs. Utah	W	10-3
Feb. 27	% vs. No. 18 Oregon State	L	5-6
Mar. 2	SOUTHERN MISS	W	9-0 (6)
Mar. 4	# vs. Florida A&M	W	4-2
Mar. 4	# vs. St. Francis (PA)	W	7-0
Mar. 5	# vs. Georgia Southern	W	7-4
Mar. 5	# vs. Virginia Tech	L	3-4
Mar. 5	# vs. Troy	W	12-6
Mar. 6	# vs. Ohio State	L	0-11 (5)
Mar. 8	@ UAB	W	8-3
Mar. 12	* No. 13 GEORGIA	L	0-8
Mar. 12	* No. 13 GEORGIA	L	4-9
Mar. 13	* No. 13 GEORGIA	L	1-7
Mar. 17	@ Middle Tennessee	W	8-0 (5)
Mar. 17	@ Middle Tennessee	L	5-6
Mar. 19	* at No. 6 Tennessee	L	0-1
Mar. 19	* at No. 6 Tennessee	L	4-8
Mar. 20	* at No. 6 Tennessee	L	1-3
Mar. 25	* KENTUCKY	W	3-2
Mar. 25	* KENTUCKY	W	5-0
Mar. 26	* KENTUCKY	W	3-2
Mar. 30	* No. 25 LSU	W	13-11
Mar. 30	* No. 25 LSU	W	4-1
Mar. 31	* No. 25 LSU	L	9-15
April 2	* No. 23 AUBURN	L	2-10 (5)
April 2	* No. 23 AUBURN	W	4-3
April 3	* No. 23 AUBURN	L	4-6
April 7	@ Southern Miss	W	5-2
April 9	* at No. 10 Alabama	L	0-8 (5)
April 9	* at No. 10 Alabama	L	1-4
April 10	* at No. 10 Alabama	L	1-9 (5)
April 12	UAB	W	11-1 (5)
April 13	* OLE MISS	L	0-2
April 16	* ARKANSAS	W	5-4
April 16	* ARKANSAS	W	1-0
April 17	* ARKANSAS	W	2-1
April 19	* at Ole Miss	W	4-0
April 23	* at No. 16 Florida	L	0-4
April 23	* at No. 16 Florida	L	4-12 (5)
April 24	* at No. 16 Florida	W	3-0
April 26	* vs. Ole Miss	L	0-4
May 7	* at South Carolina	L	2-3
May 7	* at South Carolina	L	5-7
May 8	* at South Carolina	W	3-2 (8)
May 12	@ vs. No. 9 Alabama	L	0-5
May 13	@ vs. South Carolina	W	4-1
May 14	@ vs. No. 11 Tennessee	L	0-3
May 20	& vs. Texas A&M-CC	W	1-0
May 21	& at No. 5 Texas	L	0-2
May 22	& vs. Texas A&M-CC	W	2-1 (8)
May 22	& at No. 5 Texas	L	0-2

\$ - Bulldog Round-Robin (Starkville, Miss.)  
! - Ragin' Cajuns Invitational (Lafayette, La.)  
+ - Bulldog Classic (Starkville, Miss.)  
% - Palm Springs Classic (Palm Springs, Calif.)  
# - Buzz Classic (Marietta Ga.)  
~ - Played in Madison, Miss.  
@ - SEC Tournament (Gainesville, Fla.)  
& - NCAA Regional 4 (Austin, Texas)  
\* - Southeastern Conference Game

## 2006

**Coach Jay Miller**

**33-28 • 7-22 SEC (10th Overall, 6th West)**

**16-11 H • 9-13 A • 8-4 N**

Feb. 10	\$ vs. Western Kentucky	W	3-1
Feb. 10	\$ vs. Jacksonville	W	8-0 (5)
Feb. 11	\$ at South Florida	W	2-0
Feb. 11	\$ vs. Jacksonville	W	8-0 (5)
Feb. 12	\$ at South Florida	W	4-2
Feb. 17	! EAST TENNESSEE STATE	W	9-1 (6)
Feb. 17	! SOUTHERN ILLINOIS	W	2-0
Feb. 19	! EAST TENNESSEE STATE	W	6-0
Feb. 19	! TENNESSEE STATE	W	7-1
Feb. 24	+ NORTHWESTERN STATE	W	5-2
Feb. 24	+ SE MISSOURI STATE	W	5-2
Feb. 26	+ SE MISSOURI STATE	W	3-0
Feb. 26	+ ALCONR STATE	W	9-0 (5)
Mar. 1	SAMFORD	W	9-1 (6)
Mar. 1	SAMFORD	W	3-1
Mar. 3	% vs. No. 13 Washington	W	3-0
Mar. 3	% at No. 18 Baylor	L	0-1
Mar. 4	% vs. Bowling Green	W	3-2 (8)
Mar. 4	% vs. No. 13 Washington	L	1-8
Mar. 5	% vs. Bowling Green	W	6-1
Mar. 5	% at No. 18 Baylor	L	1-3
Mar. 7	SOUTHERN MISS	L	0-2
Mar. 10	@ vs. Syracuse	W	2-1
Mar. 10	@ vs. No. 4 UCLA	L	0-2
Mar. 11	@ vs. Mercer	W	4-3
Mar. 11	@ at Long Beach State	W	13-2
Mar. 12	@ vs. No. 4 UCLA	L	0-3
Mar. 18	* at Arkansas	W	5-0
Mar. 18	* at Arkansas	W	5-2
Mar. 19	* at Arkansas	L	2-4
Mar. 21	MISSISSIPPI VALLEY STATE	W	5-0
Mar. 21	MISSISSIPPI VALLEY STATE	W	6-3
Mar. 25	* SOUTH CAROLINA	W	4-3 (10)
Mar. 25	* SOUTH CAROLINA	W	2-1
Mar. 26	* SOUTH CAROLINA	L	2-6
Mar. 28	MIDDLE TENNESSEE STATE	W	9-3
Mar. 28	MIDDLE TENNESSEE STATE	W	13-1 (5)
Mar. 30	@ Southern Miss	W	8-0 (5)
April 1	* FLORIDA	L	1-7
April 1	* FLORIDA	L	0-2
April 2	* FLORIDA	L	1-2
April 5	* vs. Ole Miss	L	1-2
April 8	* at No. 10 Georgia	L	0-3
April 8	* at No. 10 Georgia	L	0-8 (6)
April 9	* at No. 10 Georgia	L	2-8
April 11	* at Ole Miss	L	1-2
April 14	* at No. 20 Auburn	L	1-4
April 14	* at No. 20 Auburn	L	5-6
April 15	* at No. 20 Auburn	L	3-5
April 19	* at No. 11 LSU	L	0-5
April 19	* at No. 11 LSU	L	0-4
April 20	* at No. 11 LSU	L	1-7
April 22	* No. 4 TENNESSEE	L	1-2
April 22	* No. 4 TENNESSEE	L	1-3
April 23	* No. 4 TENNESSEE	L	0-10 (5)
April 26	* OLE MISS	L	0-1
April 29	* No. 4 ALABAMA	L	4-5 (8)
April 29	* No. 4 ALABAMA	L	3-6
May 6	* at Kentucky	W	6-4
May 6	* at Kentucky	W	2-0
May 7	* at Kentucky	W	3-2 (8)

\$ - USF Best Western Invitational (Tampa, Fla.)  
! - Bulldog Classic (Starkville, Miss.)  
+ - Bulldog Round-Robin (Starkville, Miss.)  
% - Compass Bank Invitational (Waco, Texas)  
@ - Long Beach Invitational (Lakewood, Calif.)  
~ - Played in Madison, Miss.  
\* - Southeastern Conference Game

## 2007

**Coach Jay Miller**

**35-27 • 14-14 SEC (5th Overall, 3rd West)**

### NCAA Regional

**18-6 H • 7-13 A • 10-8 N**

Feb. 9	\$ IOWA STATE	W	9-3
Feb. 9	\$ PURDUE	W	6-5
Feb. 10	\$ KENNESAW STATE	W	6-0
Feb. 10	\$ IOWA STATE	L	3-8
Feb. 10	\$ PURDUE	W	8-1
Feb. 15	! vs. BYU	W	1-0
Feb. 16	! vs. No. 10 California	W	9-0 (6)
Feb. 16	! vs. UC Davis	L	1-2
Feb. 17	! vs. Hawaii	L	2-3
Feb. 17	! vs. Utah State	W	6-3
Feb. 21	MISSISSIPPI VALLEY STATE	W	10-2 (5)
Feb. 23	+ vs. No. 20 Florida State	L	2-4
Feb. 23	+ vs. Seton Hall	W	23-0 (5)
Feb. 24	+ vs. Tennessee Tech	W	10-1 (6)
Feb. 24	+ vs. No. 21 Nebraska	L	6-7 (9)
Feb. 25	+ vs. North Carolina	L	4-8
Mar. 2	% vs. Tennessee Tech	L	4-9
Mar. 2	% vs. Toledo	W	3-2
Mar. 3	% vs. UT Martin	W	6-5 (9)
Mar. 3	% at Chattanooga	L	3-11 (5)
Mar. 4	% vs. Austin Peay	W	2-0
Mar. 6	INDIANA STATE	W	2-1
Mar. 7	SAMFORD	W	7-0
Mar. 10	* at No. 3 Alabama	L	2-10 (5)
Mar. 10	* at No. 3 Alabama	L	3-5
Mar. 11	* at No. 3 Alabama	L	0-8 (6)
Mar. 13	* at Kentucky	W	7-0
Mar. 13	* at Kentucky	W	9-7
Mar. 17	* at No. 1 Tennessee	L	0-3
Mar. 17	* at No. 1 Tennessee	L	1-2 (8)
Mar. 18	* at No. 1 Tennessee	L	1-5
Mar. 20	@ UAB	W	5-0
Mar. 24	* AUBURN	W	3-1
Mar. 24	* AUBURN	W	4-1
Mar. 25	* AUBURN	L	1-2
Mar. 27	* vs. Ole Miss	W	5-2
Mar. 31	* SOUTH CAROLINA	W	2-1
Mar. 31	* SOUTH CAROLINA	W	4-3
April 1	* SOUTH CAROLINA	W	8-7 (8)
April 4	@ Samford	L	0-3
April 6	* OLE MISS	L	2-3
April 6	* OLE MISS	W	7-4
April 7	* OLE MISS	W	8-0 (6)
April 12	SOUTHERN MISS	W	9-2
April 14	* No. 6 LSU	L	1-4 (9)
April 14	* No. LSU	L	3-4 (9)
April 17	UAB	W	4-1
April 18	@ Mississippi Valley State	L	3-5
April 21	* at Georgia	L	2-5
April 21	* at Georgia	W	13-9 (8)
April 22	* at Georgia	W	12-5
April 24	@ Southern Miss	W	10-6
April 27	* at No. 20 Florida	W	4-3
April 27	* at No. 20 Florida	L	1-2
April 28	* at No. 20 Florida	L	2-3 (9)
May 4	* ARKANSAS	W	3-1
May 4	* ARKANSAS	L	8-11
May 5	* ARKANSAS	W	8-0 (5)
May 10	@ vs. No. 25 Florida	L	0-3
May 18	^ vs. Pacific	W	7-1
May 19	^ vs. No. 4 Arizona	L	0-8
May 19	^ vs. Pacific	L	10-12

\$ - Bulldog Round-Robin (Starkville, Miss.)  
! - UNLV Desert Classic (Las Vegas, Nev.)  
+ - NFCA Leadoff Classic (Columbus, Ga.)  
% - UTC Frost Classic (Chattanooga, Tenn.)  
~ - M&F Bank Classic (Ridgeland, Miss.)  
@ - SEC Tournament (Auburn, Ala.)  
^ - NCAA Tuscon Regional (Tucson, Ariz.)  
\* - Southeastern Conference Game



## 2008

**Coach Jay Miller**

**41-21 • 13-14 SEC (7th Overall, 4th West)**

### NCAA Regional

**20-8 H • 10-6 A • 11-8 N**

Feb. 8	\$ vs. No. 20 Oregon	W	3-0
Feb. 8	\$ vs. Cal State Northridge	W	4-2
Feb. 9	\$ vs. UC Riverside	W	8-0 (5)
Feb. 9	\$ vs. San Diego State	W	8-0 (6)
Feb. 10	\$ vs. California	W	4-1 (9)
Feb. 13	MISSISSIPPI VALLEY STATE	W	10-0 (5)
Feb. 15	! WRIGHT STATE	W	4-0
Feb. 15	! SOUTHERN ILLINOIS	W	7-3
Feb. 16	! FORDHAM	W	6-5 (8)
Feb. 16	! WRIGHT STATE	W	5-2
Feb. 17	SOUTHERN ILLINOIS	W	4-3
Feb. 23	+ vs. Western Kentucky	L	1-2
Feb. 23	+ vs. Austin Peay	W	12-4 (6)
Feb. 24	+ vs. Western Kentucky	L	2-4
Feb. 24	+ at Mercer	W	5-3
Feb. 29	% vs. North Carolina State	W	4-0
Feb. 29	% vs. No. 11 Michigan	L	0-2
Mar. 1	% vs. Syracuse	W	8-2
Mar. 1	% vs. UC Santa Barbara	L	2-5 (8)
Mar. 2	% vs. UMass	W	3-2
Mar. 4	UAB	W	7-0
Mar. 7	& CHARLESTON SOUTHERN	W	19-2 (5)
Mar. 8	& AUSTIN PEAY	W	3-1
Mar. 8	& CHARLESTON SOUTHERN	W	5-1
Mar. 9	& LOUISIANA TECH	W	5-2
Mar. 11	* at Auburn	W	8-3
Mar. 11	* at Auburn	L	4-5 (9)
Mar. 12	* at Auburn	L	0-8 (5)
Mar. 15	* No. 2 ALABAMA	L	0-2
Mar. 15	* No. 2 ALABAMA	L	2-4
Mar. 16	* No. 2 ALABAMA	L	0-3
Mar. 18	* at Southern Miss	W	9-0 (5)
Mar. 21	* at Ole Miss	W	5-3
Mar. 21	* at Ole Miss	W	3-2
Mar. 22	* at Ole Miss	W	8-3
Mar. 26	* at No. 8 LSU	L	2-5
Mar. 26	* at No. 8 LSU	L	1-2
Mar. 29	# MISSISSIPPI VALLEY STATE	W	10-1 (5)
Mar. 29	# GEORGETOWN	W	8-0 (5)
Mar. 30	# GEORGETOWN	W	7-2
Mar. 30	# MISSISSIPPI VALLEY STATE	W	12-0 (5)
April 3	* KENTUCKY	W	1-0
April 3	* KENTUCKY	W	8-0 (5)
April 5	* No. 3 FLORIDA	L	0-5
April 5	* No. 3 FLORIDA	L	2-7
April 6	* No. 3 FLORIDA	L	0-5
April 8	~ vs. Ole Miss	L	1-2
April 12	* at South Carolina	W	1-0
April 12	* at South Carolina	W	3-1
April 13	* at South Carolina	W	9-1 (6)
April 17	? vs. U.S. Olympic Team	L	0-13 (6)
April 19	* No. 21 GEORGIA	W	10-0 (5)
April 19	* No. 21 GEORGIA	L	2-6
April 20	* No. 21 GEORGIA	W	7-4
April 23	SOUTHERN MISS	W	5-2
April 26	* No. 10 TENNESSEE	W	2-1
April 26	* No. 10 TENNESSEE	L	6-8
May 3	* at Arkansas	L	1-3
May 3	* at Arkansas	W	9-1 (5)
May 4	* at Arkansas	L	6-7
May 8	@ vs. Alabama	L	0-1
May 16	^ vs. No. 23 Hawaii	L	7-9
May 17	^ vs. Stony Brook	W	8-3
May 17	^ vs. No. 23 Hawaii	L	4-7

\$ - Cathedral City Kickoff (Cathedral City, Calif.)  
 ! - Bulldog Round-Robin (Starkville, Miss.)  
 + - Mercer Wingate Inn Classic (Macon, Ga.)  
 % - NFCA Leadoff Classic (Columbus, Ga.)  
 & - Bulldog Classic (Starkville, Miss.)  
 # - Bully Bash (Starkville, Miss.)  
 ~ - M&F Bank Classic (Ridgeland, Miss.)  
 ? - Bound 4 Beijing Tour Exhibition Game (Ridgeland, Miss.)  
 @ - SEC Tournament (Auburn, Ala.)  
 & - NCAA Tempe Regional (Tempe, Ariz.)  
 \* - Southeastern Conference Game

## 2009

**Coach Jay Miller**

**28-28 • 13-14 SEC (9th Overall, 5th West)**

### NCAA Regional

**17-10 H • 7-12 A • 4-6 N**

Feb. 6	% KENNESAW STATE	L	0-4
Feb. 7	% LOUISIANA-MONROE	W	5-3
Feb. 7	% IONA	W	10-0 (5)
Feb. 8	% LOUISIANA-MONROE	W	12-5
Feb. 11	SOUTHERN MISS	L	3-7
Feb. 13	! vs. No. 23 Purdue	W	4-3
Feb. 14	& vs. Miami (OH)	W	3-0
Feb. 15	& at Florida State	W	5-4
Feb. 20	# RUTGERS	W	6-0
Feb. 21	# EVANSVILLE	W	7-0
Feb. 21	# SIU-EDWARDSVILLE	W	3-0
Feb. 22	# SIU-EDWARDSVILLE	W	2-0
Feb. 25	at Mississippi Valley State	W	10-4
Feb. 27	\$ vs. No. 20 Ohio State	L	0-7
Mar. 5	! vs. Florida Gulf Coast	L	3-8
Mar. 5	! vs. Santa Clara	W	11-3
Mar. 6	! vs. Oregon State	L	0-2
Mar. 6	! at Hawaii	W	14-11
Mar. 7	! vs. Mount St. Mary's	W	6-1
Mar. 8	! vs. Radford	L	1-3
Mar. 14	* at No. 2 Alabama	L	0-4
Mar. 14	* at No. 2 Alabama	L	1-7
Mar. 15	* at No. 2 Alabama	L	2-3
Mar. 17	* ARKANSAS	L	3-8 (8)
Mar. 17	* ARKANSAS	L	1-5
Mar. 18	* ARKANSAS	L	2-3
Mar. 21	* No. 20 LSU	L	4-5
Mar. 21	* No. 20 LSU	L	1-4
Mar. 22	* No. 20 LSU	L	5-7
Mar. 24	* at UAB	W	9-7
Mar. 28	* at No. 9 Tennessee	W	5-4
Mar. 28	* at No. 9 Tennessee	L	0-8 (5)
Mar. 29	* at No. 9 Tennessee	W	10-6
April 1	+ vs. Ole Miss	L	3-8
April 4	* at No. 1 Florida	L	2-11 (5)
April 4	* at No. 1 Florida	L	2-6
April 5	* at No. 1 Florida	L	0-3
April 8	SOUTH ALABAMA	W	5-2
April 9	JACKSON STATE	W	9-0 (5)
April 9	JACKSON STATE	W	3-0
April 15	* at No. 6 Georgia	L	0-10 (5)
April 15	* at No. 6 Georgia	W	3-1 (10)
April 18	* SOUTH CAROLINA	W	4-2
April 18	* SOUTH CAROLINA	L	0-2
April 19	* SOUTH CAROLINA	W	10-2 (6)
April 22	* AUBURN	W	2-1 (10)
April 22	* AUBURN	L	3-8
April 24	* at Kentucky	L	3-10
April 24	* at Kentucky	L	1-4
April 25	* at Kentucky	L	7-8
May 2	* OLE MISS	W	6-2
May 2	* OLE MISS	W	8-0 (5)
May 8	MISSISSIPPI VALLEY STATE	W	10-2 (5)
May 8	MISSISSIPPI VALLEY STATE	W	4-1
May 15	^ vs. No. 14 California	L	3-8
May 16	^ vs. No. 16 Florida State	L	0-5

% - Bulldog Round-Robin (Starkville, Miss.)  
 & - Sunshine Classic (Tallahassee, Fla.)  
 # - Bulldog Classic (Starkville, Miss.)  
 \$ - NFCA Leadoff Classic (Columbus, Ga.)  
 ! - Pepsi Malahini Kipa Aloha Tournament (Honolulu, Hawaii)  
 + - M&F Bank Fastpitch Classic (Ridgeland, Miss.)  
 ^ - NCAA Tempe Regional (Tempe, Ariz.)  
 \* - Southeastern Conference Game

## 2010

**Coach Jay Miller**

**26-29 • 7-20 SEC (10th Overall, 6th West)**

**11-12 H • 7-12 A • 8-5 N**

Feb. 13	! UAB	W	4-0
Feb. 13	! STEPHEN F. AUSTIN	W	8-0 (5)
Feb. 14	! STEPHEN F. AUSTIN	W	5-0
Feb. 14	! UAB	W	6-2
Feb. 19	\$ vs. Louisiana-Monroe	W	4-0
Feb. 19	\$ at No. 21 Texas A&M	L	0-9 (5)
Feb. 20	\$ vs. Oregon State	W	13-3
Feb. 20	\$ at No. 21 Texas A&M	L	4-13 (5)
Feb. 21	\$ vs. Oregon State	W	6-5 (8)
Feb. 26	^ vs. No. 20 UMass	L	6-7 (9)
Feb. 26	^ vs. Hofstra	L	1-2
Feb. 27	^ vs. North Carolina State	L	3-4
Feb. 27	^ vs. Maryland	W	5-4
Feb. 28	^ vs. Illinois State	W	9-3
Mar. 3	No. 7 MICHIGAN	L	0-3
Mar. 5	% TROY	W	8-0 (5)
Mar. 6	% MISSISSIPPI VALLEY STATE	W	11-1 (5)
Mar. 6	% WRIGHT STATE	W	7-2
Mar. 7	% TROY	W	4-3
Mar. 9	No. 19 TENNESSEE	L	4-8
Mar. 9	No. 19 TENNESSEE	W	5-4
Mar. 10	No. 19 TENNESSEE	L	4-10
Mar. 12	+ vs. Colorado State	L	5-6 (8)
Mar. 13	+ vs. Georgetown	W	7-6
Mar. 13	+ vs. East Tennessee State	W	9-0 (5)
Mar. 14	+ vs. Cal State Northridge	L	6-13
Mar. 14	+ at Fresno State	L	3-11 (5)
Mar. 17	+ at Southern Miss	W	14-4
Mar. 20	* at Ole Miss	L	4-6
Mar. 20	* at Ole Miss	L	2-9
Mar. 21	* at Ole Miss	W	11-5
Mar. 24	* at Mississippi Valley State	W	9-6
Mar. 27	* at Arkansas	L	2-7
Mar. 27	* at Arkansas	L	6-11
Mar. 28	* at Arkansas	L	13-18
Mar. 31	SOUTHERN	W	4-1
April 2	* KENTUCKY	L	4-5
April 2	* KENTUCKY	L	0-2
April 3	* KENTUCKY	W	1-0
April 7	# vs. Mississippi Valley State	W	9-1 (5)
April 10	* at No. 14 LSU	L	1-2
April 10	* at No. 14 LSU	L	3-8
April 11	* at No. 14 LSU	L	1-6
April 13	* GEORGIA	L	0-3
April 13	* GEORGIA	L	6-7
April 17	* at South Carolina	W	2-1
April 17	* at South Carolina	L	4-8
April 18	* at South Carolina	W	3-1
April 21	* at Auburn	W	3-2
April 21	* at Auburn	W	2-1
May 1	* No. 6 FLORIDA	L	0-8 (5)
May 1	* No. 6 FLORIDA	L	1-9 (5)
May 8	* No. 3 ALABAMA	L	1-10 (6)
May 8	* No. 3 ALABAMA	L	2-8
May 9	* No. 3 ALABAMA	L	1-6

! - Bulldog Round-Robin (Starkville, Miss.)  
 \$ - Aggie Classic (College Station, Texas)  
 ^ - NFCA Leadoff Classic (Columbus, Ga.)  
 % - Bulldog Classic (Starkville, Miss.)  
 + - Bayer CropScience Classic (Fresno, Calif.)  
 # - M&F Bank Fastpitch Classic (Ridgeland, Miss.)  
 \* - Southeastern Conference Game

## 2011

**Coach Jay Miller**

**24-32 • 10-19 SEC (8th Overall, 4th West)**

**17-7 H • 3-16 A • 4-9 N**

Feb. 11	! vs. Illinois-Chicago	L	4-5
Feb. 11	! at UNLV	L	9-10 (9)
Feb. 12	! vs. No. 11 Washington	L	5-18 (5)
Feb. 12	! vs. UC Riverside	L	6-7
Feb. 18	# LOUISIANA TECH	W	3-2
Feb. 19	# BUTLER	W	2-0
Feb. 19	# SOUTHERN ILLINOIS	W	10-8
Feb. 20	# SOUTHERN ILLINOIS	L	4-9
Feb. 23	SOUTHERN MISS	W	6-4
Feb. 23	^ vs. Bowling Green	W	3-2
Feb. 25	^ vs. Mercer	L	5-6
Feb. 26	^ vs. Georgia State	L	5-8
Feb. 26	^ at Kennesaw State	L	2-3
Feb. 27	^ vs. Purdue	L	0-5
Mar. 1	UAB	L	0-8 (6)
Mar. 6	\$ No. 22 TEXAS A&M	W	7-3
Mar. 6	\$ MISSISSIPPI VALLEY STATE	W	8-0 (5)
Mar. 9	* SOUTH CAROLINA	W	2-1
Mar. 9	* SOUTH CAROLINA	W	11-5
Mar. 11	% vs. Florida State	W	9-8 (10)
Mar. 12	% vs. North Carolina	L	4-12 (5)
Mar. 12	% vs. Florida State	W	8-7
Mar. 13	% vs. North Carolina	L	2-8
Mar. 16	* at No. 2 Florida	L	0-8 (5)
Mar. 16	* at No. 2 Florida	L	1-18 (5)
Mar. 18	* ARKANSAS	W	3-0
Mar. 19	* ARKANSAS	W	2-0
Mar. 20	* ARKANSAS	W	6-5
Mar. 25	* at No. 23 Kentucky	L	6-12
Mar. 26	* at No. 23 Kentucky	L	0-8 (5)
Mar. 27	* at No. 23 Kentucky	L	0-5
Mar. 29	ALCORN STATE	W	11-2 (5)
Mar. 29	ALCORN STATE	W	10-1 (5)
April 1	* OLE MISS	L	0-6
April 2	* OLE MISS	W	3-0
April 3	* OLE MISS	W	9-3
April 6	+ vs. Southern Miss	L	4-14 (5)
April 8	* No. 22 AUBURN	W	4-3
April 9	* No. 22 AUBURN	L	3-5
April 10	* No. 22 AUBURN	L	4-5 (8)
April 12	at Mississippi Valley State	W	5-1
April 15	* at No. 3 Alabama	L	2-6
April 16	* at No. 3 Alabama	L	3-13 (6)
April 17	* at No. 3 Alabama	L	2-5
April 19	MISSISSIPPI VALLEY STATE	W	9-1 (6)
April 21	* at No. 4 Tennessee	L	0-2
April 22	* at No. 4 Tennessee	L	0-8 (6)
April 23	* at No. 4 Tennessee	W	3-2
April 29	* No. 21 LSU	L	2-4
April 30	* No. 21 LSU	L	6-7
May 1	* No. 21 LSU	L	1-3
May 6	* at No. 7 Georgia	W	8-6
May 7	* at No. 7 Georgia	L	3-4
May 8	* at No. 7 Georgia	L	2-10 (5)
May 12	@ vs. No. 4 Alabama	L	1-5

! - Sportco Kickoff Classic (Las Vegas, Nev.)

# - Bulldog Round-Robin (Starkville, Miss.)

^ - Phyllis Rafter Memorial (Kennesaw, Ga.)

\$ - Bulldog Classic (Starkville, Miss.)

% - SEC/ACC Challenge (Tuscaloosa, Ala.)

+ - M&F Bank Fastpitch Classic (Madison, Miss.)

@ - SEC Tournament (Oxford, Miss.)

\* - Southeastern Conference Game

## 2012

**Coach Vann Stuedeman**

**33-24 • 12-16 SEC (8th Overall, 4th West)**

**NCAA Regional**

**16-11 H • 13-7 A • 4-6 N**

Feb. 9	! at South Alabama	W	7-2
Feb. 10	! vs. Lipscomb	W	3-1
Feb. 11	! vs. Jacksonville State	W	8-1
Feb. 12	! vs. Memphis	W	9-6
Feb. 14	at Samford	W	6-3
Feb. 17	# SIU-EDWARDSVILLE	L	4-5
Feb. 19	# SIU-EDWARDSVILLE	W	5-0
Feb. 19	# MISSISSIPPI VALLEY STATE	W	3-2
Feb. 24	% vs. No. 17 Louisiana-Lafayette	L	3-6
Feb. 24	% vs. South Florida	L	0-1
Feb. 25	% vs. No. 20 Georgia Tech	W	5-3
Feb. 25	% vs. DePaul	L	2-3
Feb. 26	^ vs. No. 12 Michigan	L	1-3
Feb. 29	at Jackson State	W	11-2 (6)
Mar. 2	\$ COLUMBIA	W	11-1 (5)
Mar. 2	\$ LOUISIANA TECH	W	8-0 (5)
Mar. 3	\$ COLUMBIA	W	12-4 (6)
Mar. 3	\$ EASTERN ILLINOIS	W	8-0 (5)
Mar. 4	\$ SAMFORD	W	11-5
Mar. 7	* No. 3 FLORIDA	L	0-1
Mar. 7	* No. 3 FLORIDA	L	5-8
Mar. 9	* No. 7 GEORGIA	W	5-3
Mar. 10	* No. 7 GEORGIA	L	0-2
Mar. 11	* No. 7 GEORGIA	L	0-5
Mar. 13	* at South Carolina	W	10-6
Mar. 13	* at South Carolina	W	9-0 (5)
Mar. 16	* at LSU	L	7-10
Mar. 17	* at LSU	L	1-3
Mar. 18	* at LSU	L	0-4
Mar. 20	UAB	W	4-3
Mar. 23	* No. 12 TENNESSEE	L	0-8 (5)
Mar. 24	* No. 12 TENNESSEE	L	3-10
Mar. 25	* No. 12 TENNESSEE	L	0-8 (5)
Mar. 28	at Mississippi Valley State	W	4-3 (8)
Mar. 30	* No. 2 ALABAMA	L	4-5
Mar. 31	* No. 2 ALABAMA	L	2-4
April 1	* No. 2 ALABAMA	L	3-9
April 6	* at Arkansas	W	2-1
April 6	* at Arkansas	W	7-2
April 7	* at Arkansas	L	2-13 (5)
April 10	JACKSON STATE	W	12-3 (5)
April 13	* at Ole Miss	W	5-3
April 14	* at Ole Miss	W	2-1
April 15	* at Ole Miss	W	10-3
April 20	* KENTUCKY	W	4-3
April 21	* KENTUCKY	W	2-1 (8)
April 22	* KENTUCKY	W	3-2
April 24	MEMPHIS	W	9-1 (6)
April 25	at Southern Miss	W	1-0
April 28	TENNESSEE TECH	W	6-2
April 28	TENNESSEE TECH	W	5-1
May 4	* at Auburn	W	3-1
May 5	* at Auburn	L	1-4
May 6	* at Auburn	L	1-2
May 10	@ vs. No. 3 Alabama	L	2-5
May 17	^ vs. BYU	L	3-4 (9)
May 18	^ vs. Portland State	L	0-2

! - Mardi Gras Invitational (Mobile, Ala.)

# - Bulldog Round-Robin (Starkville, Miss.)

% - NFCA Leadoff Classic (Clearwater, Fla.)

\$ - Bulldog Classic (Starkville, Miss.)

@ - SEC Tournament (Tuscaloosa, Ala.)

^ - NCAA Eugene Regional (Eugene, Ore.)

\* - Southeastern Conference Game

## 2013

**Coach Vann Stuedeman**

**33-24 • 8-16 SEC (11th Overall, 5th West)**

**NCAA Regional**

**14-9 H • 8-13 A • 10-2 N**

Feb. 7	! SOUTH ALABAMA	L	2-3
Feb. 8	! TROY	W	5-2
Feb. 9	! TENNESSEE STATE	W	8-0 (6)
Feb. 9	! GEORGIA STATE	W	9-1 (5)
Feb. 13	at No. 15 Louisiana	L	1-9 (6)
Feb. 16	# WESTERN KENTUCKY	W	1-0
Feb. 16	# NORTHWESTERN STATE	L	5-10
Feb. 17	# MURRAY STATE	W	4-1
Feb. 17	# LIPSCOMB	W	4-3 (10)
Feb. 23	& vs. Belmont	L	3-4
Feb. 23	& vs. Wichita State	W	4-0
Feb. 24	& vs. SE Missouri State	W	8-4
Feb. 24	& vs. SIU-Edwardsville	W	1-0
Mar. 1	\$ vs. Maryland	W	4-3
Mar. 1	\$ vs. Hofstra	W	9-1 (6)
Mar. 2	\$ vs. LIU-Brooklyn	W	2-0
Mar. 2	\$ vs. Fordham	W	8-0
Mar. 3	\$ vs. Syracuse	W	4-1
Mar. 6	MEMPHIS	W	8-1
Mar. 8	* No. 12 LSU	L	0-1 (14)
Mar. 9	* No. 12 LSU	W	2-1
Mar. 10	* No. 12 LSU	L	2-9
Mar. 12	at Jacksonville State	W	7-2
Mar. 14	at College of Charleston	W	8-0 (5)
Mar. 14	at College of Charleston	W	12-1 (5)
Mar. 15	at Charleston Southern	W	12-4 (5)
Mar. 22	* at No. 21 Kentucky	L	4-5
Mar. 23	* at No. 21 Kentucky	L	2-3
Mar. 23	* at No. 21 Kentucky	L	0-7
Mar. 26	at UAB	L	1-2
Mar. 29	* AUBURN	L	3-8
Mar. 29	* AUBURN	L	5-7
Mar. 30	* AUBURN	W	4-3
April 2	JACKSON STATE	W	2-0
April 3	vs. UAB	W	3-2
April 5	* at No. 3 Florida	L	1-9 (6)
April 6	* at No. 3 Florida	L	2-4
April 7	* at No. 3 Florida	W	6-5
April 12	* OLE MISS	W	5-1
April 13	* OLE MISS	W	6-5
April 14	* OLE MISS	W	8-0 (6)
April 16	at Samford	W	13-1 (5)
April 19	* at No. 4 Alabama	W	3-2
April 20	* at No. 4 Alabama	L	3-11
April 21	* at No. 4 Alabama	L	8-9
April 22	vs. Middle Tennessee State	W	8-1
April 26	* SOUTH CAROLINA	L	3-8
April 27	* SOUTH CAROLINA	L	0-3
April 28	* SOUTH CAROLINA	L	4-5
May 3	* at No. 14 Texas A&M	L	2-5
May 4	* at No. 14 Texas A&M	W	6-2
May 5	* at No. 14 Texas A&M	L	2-4
May 6	at Houston	L	5-6
May 17	^ vs. No. 19 Florida State	L	2-5
May 18	^ vs. Mississippi Valley State	W	2-1
May 18	^ at No. 15 South Alabama	L	0-3

! - Bulldog Kickoff Classic (Starkville, Miss.)

# - Bulldog Battle (Starkville, Miss.)

& - Blues City Classic (Southaven, Miss.)

\$ - Citrus Classic (Orlando, Fla.)

^ - NCAA Mobile Regional (Mobile, Ala.)

\* - Southeastern Conference Game

## 2014

**Coach Vann Stuedeman**

**39-21 • 10-14 SEC (10th)**

**NCAA Regional**

**20-7 H • 10-10 A • 9-4 N**

Feb. 7	# MISSISSIPPI VALLEY STATE	W	8-0 (5)
Feb. 7	# NORTHERN KENTUCKY	W	12-1 (5)
Feb. 8	# NORTHERN KENTUCKY	W	6-1
Feb. 8	# JACKSONVILLE STATE	W	9-1 (6)
Feb. 9	# JACKSONVILLE STATE	W	8-0 (5)
Feb. 13	& at FAU	W	2-1
Feb. 13	& at FAU	W	5-0
Feb. 14	& vs. LIU-Brooklyn	W	5-1
Feb. 14	& vs. Maryland	W	3-1
Feb. 15	& vs. LIU-Brooklyn	W	1-0 (11)
Feb. 19	CENTRAL ARKANSAS	W	6-0
Feb. 21	IOWA	W	2-0
Feb. 22	IOWA	W	5-0
Feb. 23	IOWA	W	9-1 (5)
Feb. 28	\$ vs. UTSA	W	6-0
Feb. 28	\$ vs. No. 12 Baylor	L	0-1 (8)
Mar. 1	\$ vs. Memphis	W	3-2
Mar. 1	\$ vs. Nicholls State	W	7-0
Mar. 2	\$ vs. Ohio	W	2-1
Mar. 2	\$ vs. Texas State	W	2-1
Mar. 4	UAB	L	3-5
Mar. 7	* No. 8 KENTUCKY	L	0-4
Mar. 8	* No. 8 KENTUCKY	W	2-1
Mar. 9	* No. 8 KENTUCKY	L	0-5
Mar. 11	at Kennesaw State	L	1-2 (8)
Mar. 12	at Georgia State	W	16-9
Mar. 14	* at No. 15 Georgia	L	0-1
Mar. 15	* at No. 15 Georgia	L	2-11 (5)
Mar. 15	* at No. 15 Georgia	L	1-9 (5)
Mar. 18	at Memphis	W	2-1
Mar. 21	* at No. 21 Auburn	L	3-11 (6)
Mar. 22	* at No. 21 Auburn	L	2-5
Mar. 23	* at No. 21 Auburn	W	5-2
Mar. 25	SOUTHEASTERN LOUISIANA	W	2-1
Mar. 26	SAMFORD	W	9-1 (6)
Mar. 29	MARSHALL	W	4-0
Mar. 29	MARSHALL	W	2-0
Mar. 30	MARSHALL	W	9-1 (5)
April 1	at Mississippi Valley State	W	13-0 (5)
April 4	* No. 16 MISSOURI	L	0-6
April 5	* No. 16 MISSOURI	W	9-3
April 5	* No. 16 MISSOURI	L	1-8
April 9	at No. 15 South Alabama	L	2-3
April 11	* No. 3 ALABAMA	L	1-5
April 12	* No. 3 ALABAMA	W	4-2
April 13	* No. 3 ALABAMA	W	4-3 (10)
April 15	at Jackson State	W	6-4
April 18	* at No. 4 Tennessee	W	2-0
April 19	* at No. 4 Tennessee	L	5-11
April 20	* at No. 4 Tennessee	W	11-7
April 25	* ARKANSAS	L	4-6
April 26	* ARKANSAS	W	18-7 (5)
April 27	* ARKANSAS	W	8-0 (6)
May 2	* at No. 25 LSU	L	5-6
May 3	* at No. 25 LSU	L	0-8 (6)
May 4	* at No. 25 LSU	W	4-3
May 7	@ vs. No. 16 Kentucky	L	3-4 (9)
May 16	^ vs. Texas	L	0-1
May 17	^ vs. Texas Southern	W	5-3
May 17	^ vs. Texas	L	3-4

# - Bulldog Kickoff Classic (Starkville, Miss.)  
 & - FAU Strike Out Cancer Tournament (Boca Raton, Fla.)  
 \$ - Mississippi Gulf Coast Softball Classic (Gulfport, Miss.)  
 @ - SEC Tournament (Columbia, S.C.)  
 ^ - NCAA Lafayette Regional (Lafayette, La.)  
 \* - Southeastern Conference Game

## 2015

**Coach Vann Stuedeman**

**36-21 • 10-14 SEC (10th)**

**NCAA Regional**

**20-10 H • 12-7 A • 4-4 N**

Feb. 5	! MISSISSIPPI VALLEY STATE	W	8-0 (6)
Feb. 6	! MIDDLE TENNESSEE	W	9-1 (5)
Feb. 7	! SAINT LOUIS	W	3-2
Feb. 7	! AUSTIN PEAY	W	8-0 (5)
Feb. 8	! SAINT LOUIS	W	8-3
Feb. 12	# LOUISIANA TECH	W	6-4
Feb. 13	# ILLINOIS	W	9-8
Feb. 14	# UT-MARTIN	W	4-2
Feb. 14	# LAMAR	W	7-1
Feb. 14	# ILLINOIS	L	3-4
Feb. 19	SOUTHEASTERN LOUISIANA	W	4-3
Feb. 21	PENN STATE	W	9-3
Feb. 21	PENN STATE	W	10-5 (6)
Feb. 22	PENN STATE	W	10-2 (5)
Feb. 24	at UAB	L	4-5 (8)
Feb. 27	% vs. Minnesota	L	0-5
Feb. 27	% vs. Maryland	W	6-2
Mar. 1	% vs. Miami (OH)	W	3-1
Mar. 1	% vs. Notre Dame	W	6-1
Mar. 4	KENNESAW STATE	W	4-2
Mar. 6	* No. 7 GEORGIA	L	1-6
Mar. 7	* No. 7 GEORGIA	L	1-9 (5)
Mar. 8	* No. 7 GEORGIA	W	8-7 (9)
Mar. 13	* TEXAS A&M	W	7-0
Mar. 14	* TEXAS A&M	L	8-10
Mar. 15	* TEXAS A&M	W	7-5
Mar. 17	at Southeastern Louisiana	W	16-1 (5)
Mar. 20	* at Ole Miss	W	8-6
Mar. 21	* at Ole Miss	L	7-8 (9)
Mar. 21	* at Ole Miss	L	8-14
Mar. 25	at Southern Miss	W	10-0 (6)
Mar. 25	at Southern Miss	W	12-6
Mar. 27	* FLORIDA	L	2-3
Mar. 28	* FLORIDA	L	2-16
Mar. 29	* FLORIDA	W	5-3
Mar. 31	at Lipscomb	W	1-0
April 4	* at Arkansas	W	3-0
April 5	* at Arkansas	W	3-2
April 6	* at Arkansas	W	16-4 (6)
April 8	* LSU	W	9-4
April 10	* MISSOURI	L	0-8
April 11	* MISSOURI	L	3-10
April 12	* MISSOURI	L	0-8 (5)
April 15	at South Alabama	L	2-3
April 17	* TENNESSEE	L	4-5
April 18	* TENNESSEE	L	2-4
April 19	* TENNESSEE	L	3-9 (6)
April 22	MEMPHIS	W	11-3 (5)
April 25	at Georgia Southern	W	6-2
April 26	at Georgia Southern	W	7-5 (9)
May 1	* at South Carolina	L	3-6
May 2	* at South Carolina	W	9-6
May 3	* at South Carolina	W	9-1 (6)
May 10	@ vs. Missouri	L	0-9 (6)
May 15	^ vs. Baylor	L	4-8
May 16	^ vs. Weber State	W	2-0
May 17	^ vs. Baylor	L	0-2

! - Bulldog Kickoff Classic (Starkville, Miss.)  
 # - February Freezer (Starkville, Miss.)  
 % - Citrus Classic (Orlando, Fla.)  
 @ - SEC Tournament (Baton Rouge, La.)  
 ^ - NCAA Lafayette Regional (Lafayette, La.)  
 \* - Southeastern Conference Game

## 2016

**Coach Vann Stuedeman**

**26-31 • 3-21 SEC (12th)**

**16-13 H • 4-13 A • 6-5 N**

Feb. 11	! GEORGIA SOUTHERN	W	6-0
Feb. 12	! HOUSTON	W	9-1 (6)
Feb. 13	! TENNESSEE TECH	W	11-4
Feb. 13	! ALABAMA A&M	W	2-1
Feb. 14	! HOUSTON	W	7-1
Feb. 19	# at No. 23 South Alabama	W	4-2 (8)
Feb. 20	# vs. Southern Miss	W	6-0
Feb. 20	# vs. SIU-Edwardsville	W	7-4
Feb. 21	# vs. Samford	W	5-2 (8)
Feb. 22	at Southeastern Louisiana	W	8-0 (5)
Feb. 26	\$ vs. McNeese State	L	4-8
Feb. 27	\$ vs. Incarnate Word	W	6-0
Feb. 27	\$ vs. No. 24 Baylor	L	0-4
Feb. 28	\$ vs. McNeese State	W	3-0
Mar. 4	% CHATTANOOGA	W	4-0
Mar. 4	% NORTHWESTERN STATE	L	0-1
Mar. 5	% LONGWOOD	W	3-1
Mar. 5	% CENTRAL ARKANSAS	W	4-0
Mar. 6	% WESTERN KENTUCKY	W	7-0
Mar. 8	PENN STATE	W	9-3
Mar. 11	+ vs. UC Santa Barbara	W	5-2
Mar. 12	+ vs. Cal State Fullerton	L	0-2
Mar. 12	+ at Long Beach State	L	1-5
Mar. 13	+ vs. Cal State Fullerton	L	2-3
Mar. 18	* No. 3 AUBURN	L	2-3 (14)
Mar. 19	* No. 3 AUBURN	W	6-3
Mar. 20	* No. 3 AUBURN	L	0-2
Mar. 22	SOUTHEASTERN LOUISIANA	W	10-2 (6)
Mar. 23	CENTRAL ARKANSAS	L	0-1
Mar. 25	* at No. 17 Tennessee	L	2-6
Mar. 26	* at No. 17 Tennessee	L	5-8
Mar. 27	* at No. 17 Tennessee	L	4-9
Mar. 29	UAB	L	2-3
April 2	* OLE MISS	L	3-4
April 3	* OLE MISS	W	1-0 (8)
April 4	* OLE MISS	L	5-9
April 8	* at No. 4 Alabama	L	1-7
April 9	* at No. 4 Alabama	L	0-8 (6)
April 10	* at No. 4 Alabama	L	1-8
April 13	at Louisiana Tech	W	3-2
April 15	* No. 11 LSU	W	7-2
April 16	* No. 11 LSU	L	2-5 (12)
April 17	* No. 11 LSU	L	1-12 (5)
April 19	SOUTHERN MISS	W	4-0
April 22	* at No. 1 Florida	L	0-16 (5)
April 23	* at No. 1 Florida	L	3-6
April 24	* at No. 1 Florida	L	1-3 (10)
April 26	SOUTH ALABAMA	L	1-2
April 28	at Mississippi Valley State	W	6-0
April 29	* No. 16 MISSOURI	L	5-8
April 30	* No. 16 MISSOURI	L	1-3
May 1	* No. 16 MISSOURI	L	2-9
May 6	* at No. 12 Kentucky	L	2-3 (9)
May 7	* at No. 12 Kentucky	L	0-1 (8)
May 8	* at No. 12 Kentucky	L	0-4
May 9	ALCORN STATE	W	8-0 (5)
May 11	@ vs. No. 4 Alabama	L	5-7

! - Bulldog Kickoff Classic (Starkville, Miss.)  
 # - Mardi Gras Invitational (Mobile, Ala.)  
 \$ - Mississippi Gulf Coast Classic (Gulfport, Miss.)  
 % - Bulldog Slamboree (Starkville, Miss.)  
 + - Louisville Slugger Invitational (Long Beach, Calif.)  
 @ - SEC Tournament (Starkville, Miss.)  
 \* - Southeastern Conference Game



## HISTORY | YEAR-BY-YEAR RESULTS

2017

**Coach Vann Stuedeman**

**36-22 • 10-14 SEC (12th)**

**NCAA Regional**

**24-7 H • 7-11 A • 5-4 N**

Feb. 10	! GEORGIA STATE	W	4-0
Feb. 10	! STEPHEN F. AUSTIN	W	2-0
Feb. 11	! WESTERN KENTUCKY	L	0-1
Feb. 11	! STEPHEN F. AUSTIN	W	2-1
Feb. 12	! GEORGIA STATE	L	1-3 (12)
Feb. 16	# vs. No. 21 Fresno State	W	4-1
Feb. 17	# vs. Cal State Fullerton	L	1-6
Feb. 17	# vs. Texas Tech	W	6-3
Feb. 18	# vs. Florida Gulf Coast	W	6-3
Feb. 24	& NORTH FLORIDA	W	7-5
Feb. 24	& EASTERN ILLINOIS	W	4-1
Feb. 25	& SOUTHERN ILLINOIS	W	5-2
Feb. 25	& NORTH FLORIDA	W	4-1
Feb. 26	& SOUTHERN ILLINOIS	W	6-2
Feb. 28	at Southeastern Louisiana	W	9-1 (5)
Mar. 2	ALABAMA STATE	W	10-0 (5)
Mar. 3	\$ SAMFORD	W	6-1
Mar. 3	\$ UMASS	W	4-1
Mar. 4	\$ CENTRAL ARKANSAS	W	2-1
Mar. 4	\$ SAMFORD	W	6-5 (12)
Mar. 5	\$ CENTRAL ARKANSAS	W	8-0 (5)
Mar. 7	TROY	W	2-1
Mar. 10	* at No. 6 Texas A&M	W	5-2
Mar. 11	* at No. 6 Texas A&M	L	1-5
Mar. 12	* at No. 6 Texas A&M	L	1-3
Mar. 15	at Central Arkansas	W	3-1
Mar. 17	* No. 11 ALABAMA	L	3-11 (5)
Mar. 18	* No. 11 ALABAMA	W	1-0
Mar. 19	* No. 11 ALABAMA	L	0-3
Mar. 22	at No. 23 Ole Miss	L	0-2
Mar. 24	% vs. Louisiana Tech	W	5-4
Mar. 24	% at No. 13 Oklahoma	L	3-5
Mar. 25	% vs. UAB	W	8-0 (6)
Mar. 28	at Southern Miss	W	3-2
Mar. 29	MISSISSIPPI VALLEY STATE	W	8-0 (6)
Mar. 31	* at No. 10 LSU	L	2-7
April 1	* at No. 10 LSU	L	0-1
April 2	* at No. 10 LSU	L	1-4
April 5	JACKSON STATE	W	14-0 (6)
April 7	* SOUTH CAROLINA	L	0-3
April 8	* SOUTH CAROLINA	W	6-4
April 9	* SOUTH CAROLINA	W	5-2
April 14	* at No. 19 Georgia	W	9-4
April 15	* at No. 19 Georgia	L	6-7
April 16	* at No. 19 Georgia	W	5-2
April 18	at Alcorn State	W	6-0
April 22	* No. 24 ARKANSAS	W	3-0
April 23	* No. 24 ARKANSAS	L	4-5
April 24	* No. 24 ARKANSAS	W	4-3
April 28	* at No. 9 Auburn	L	2-4
April 29	* at No. 9 Auburn	L	2-6
April 30	* at No. 9 Auburn	L	3-6
May 5	* No. 16 KENTUCKY	W	6-2
May 6	* No. 16 KENTUCKY	W	5-3
May 7	* No. 16 KENTUCKY	L	7-10 (11)
May 10	@ vs. No. 19 Ole Miss	L	1-2
May 18	^ vs. No. 21 BYU	L	0-8 (6)
May 19	^ vs. Fordham	L	3-9

! - Bulldog Kickoff Classic (Starkville, Miss.)

# - Puerto Vallarta College Challenge (Puerto Vallarta, Mexico)

& - February Freezer (Starkville, Miss.)

\$ - Bulldog Slamboree (Starkville, Miss.)

% - College Preview Tournament (Norman, Okla.)


@ - SEC Tournament (Knoxville, Tenn.)

^ - NCAA Salt Lake City Regional (Salt Lake City, Utah)

\* - Southeastern Conference Game

## Milestone Wins In MSU Softball History

Win	Opponent (Location)	Date	Score
1	vs. Louisiana-Lafayette (Starkville, Miss.)	March 19, 1982	13-3
50	vs. Kentucky Wesleyan (Starkville, Miss.)	March 8, 1986	11-2
100	vs. Louisiana Tech (Starkville, Miss.)	April 25, 1997	3-2 (10)
200	vs. UAB (Starkville, Miss.)	March 22, 2000	4-1
300	vs. Nevada (Las Cruces, N.M.)	Feb. 21, 2003	7-0
400	vs. Texas A&M-CC (Austin, Texas)	May 20, 2005	1-0
500	vs. Kentucky (Starkville, Miss.)	April 3, 2008	1-0
600	vs. Columbia (Starkville, Miss.)	March 3, 2012	12-4 (6)
700	vs. Illinois (Starkville, Miss.)	Feb. 13, 2015	9-8



## YEAR-BY-YEAR COACHING RESULTS

<u>SEASON</u>	<u>COACH</u>	<u>W-L</u>	<u>PCT.</u>	<u>SEC (OVERALL/WEST FINISH)</u>			<u>SEASON</u>	<u>COACH</u>	<u>W-L</u>	<u>PCT.</u>	<u>SEC (OVERALL/WEST FINISH)</u>		
1982	Lynn Keiser	2-18	.100	--	--	--	2014	Vann Stuedeman	39-21	.650	10-14	.417	(10th)
1983	Lynn Keiser	6-13	.316	--	--	--	2015	Vann Stuedeman	36-21	.632	10-14	.417	(10th)
1984	Vivian Langley	11-20	.355	--	--	--	2016	Vann Stuedeman	26-31	.456	3-21	.125	(12th)
1985	Vivian Langley	28-14	.667	--	--	--	2017	Vann Stuedeman	36-22	.621	10-14	.417	(12th)
1986	Vivian Langley	27-11	.711	--	--	--	<b>Total</b>	<b>26 Seasons</b>	<b>791-632</b>	<b>.556</b>	<b>246-330</b>	<b>.427</b>	
1997	Kathy Arendsen	29-27	.518	11-17	.393	(8th/5th)							
1998	Kathy Arendsen	36-21	.632	15-11	.577	(T4th/3rd)							
1999	Kathy Arendsen	38-29	.567	15-15	.500	(6th/4th)							
2000	Kathy Arendsen	44-27	.620	17-13	.567	(4th/4th)							
2001	Kathy Arendsen	36-26	.581	19-11	.633	(3rd/3rd)							
2002	Kathy Arendsen	36-31	.537	13-16	.448	(7th/5th)							
2003	Jay Miller	34-30	.531	13-16	.448	(8th/4th)							
2004	Jay Miller	39-26	.600	14-15	.483	(7th/4th)							
2005	Jay Miller	35-31	.530	12-18	.400	(6th/3rd)							
2006	Jay Miller	33-28	.541	7-22	.241	(10th/6th)							
2007	Jay Miller	35-27	.565	14-14	.500	(5th/3rd)							
2008	Jay Miller	41-21	.661	13-14	.481	(7th/4th)							
2009	Jay Miller	28-28	.500	13-14	.481	(9th/5th)							
2010	Jay Miller	26-29	.473	7-20	.037	(10th/6th)							
2011	Jay Miller	24-32	.429	10-19	.345	(8th/4th)							
2012	Vann Stuedeman	33-24	.579	12-16	.429	(8th/4th)							
2013	Vann Stuedeman	33-24	.579	8-16	.333	(11th/5th)							

## COACHING RECORDS

<u>COACH</u>	<u>TENURE</u>	<u>SEASONS</u>	<u>W-L</u>	<u>PCT.</u>	<u>SEC</u>	<u>PCT.</u>
Lynn Keiser	1982-83	2	8-31	.205	--	--
Vivian Langley	1984-86	3	66-45	.595	--	--
Kathy Arendsen	1997-2002	6	219-161	.576	90-83	.520
Jay Miller	2003-11	9	295-252	.539	103-152	.404
<b>Vann Stuedeman</b>	<b>2012-Present</b>	<b>6</b>	<b>203-143</b>	<b>.587</b>	<b>53-95</b>	<b>.358</b>

### MSU Career Coaching Victories

<u>COACH</u>	<u>YEARS</u>	<u>W-L</u>	<u>PCT.</u>
Jay Miller.....	2003-11	295-252	.539
Kathy Arendsen.....	1997-2002	219-161	.576
<b>Vann Stuedeman .....</b>	<b>2012-Present</b>	<b>203-143</b>	<b>.587</b>
Vivian Langley .....	1984-86	66-45	.595
Lynn Keiser.....	1982-83	8-31	.205

### MSU Career Coaching Winning Percentage

<u>COACH</u>	<u>YEARS</u>	<u>W-L</u>	<u>PCT.</u>
Vivian Langley .....	1984-86	66-45	.595
<b>Vann Stuedeman .....</b>	<b>2012-Present</b>	<b>203-143</b>	<b>.587</b>
Kathy Arendsen.....	1997-2002	219-161	.576
Jay Miller.....	2003-11	295-252	.539
Lynn Keiser.....	1982-83	8-31	.205





## A

**Adams, Calyn (2015-Present)**  
**INF/C, #24, Chesterfield, Va.**

Akins, Susan (1983)  
RHP, #34, Memphis, Tenn.

Anderson, Autumn (1998-99)  
RHP, #20, Farmington, N.M.

Arroyo, Madison (2014-15)  
INF, #2, Waxhaw, N.C.

## B

Bailey, Jessie (2007-10)  
INF, #6, Lithuania, Ga.

Bailey, Katie Anne (2014-17)  
C/UTL, #3, Madison, Miss.

Bailey, Sammie Jo (2006-09)  
1B, #34, Lithuania, Ga.

Bainbridge, Ali (2008-11)  
2B, #1, Vestavia Hills, Ala.

Bateman, Megan (2007-08)  
C, #11, Brookhaven, Miss.

Baxstrum, Lynn (1982)  
2B, #41, Philadelphia, Miss.

Becker, Stephanie (2010-13)  
LHP, #11, Aurora, Ill.

Bell, Brittany (2008-12)  
OF, #13, Brandon, Fla.

Bell, Briana (2011-13)  
OF, #21, Brandon, Fla.

**Bell, Morgan (2015-Present)**  
**UTL, #19, Braselton, Ga.**

Benardo, Ariana (1997-98)  
2B, #4, Torrance, Calif.

Best, Brooke (2000-03)  
2B, #3, Ooltewah, Tenn.

Blake, Ragan (2005-06)  
RHP, #11, Sugar Land, Texas

Blaker, Demi (2015)  
UTL, #16, Long Beach, Miss.

Bonar, Vicki (1984-85)  
RHP, #5, Royal Oak, Mich.

Boyce, Nakita (2005-08)  
OF, #7, Springfield, Mo.

Bramlett, Chelsea (2007-10)  
C, #18, Cordova, Tenn.

Brown, Blaire (2001-04)  
C, #34, Yucaipa, Calif.

Burcham, Tina (1983)  
OF, #30, Florence, Ala.

Bures, Courtney (2005-08)  
INF, #3, Haymarket, Va.

Bushby, Chris (1997-2000)  
OF, #18, Starkville, Miss.

## C

Calvert, Kayla (1999)  
RHP, #19, Lafayette, Ind.

**Carter, Carmen (2015-Present)**  
**OF, #31, Jackson, Miss.**

Clark, Julie (1984)  
1B, #8, Baton Rouge, La.

Clark, Tracy (1997-99)  
OF, #26, Valencia, Calif.

Comeaux, Stephanie (2004-07)  
RHP, #1, Lucedale, Miss.

Coolley, Jessica (2010-13)  
INF/OF, #2, Birmingham, Ala.

Coolley, Katie (2004-07)  
C/OF, #17, Birmingham, Ala.

Cooper, Cori (2016)  
P, #18, Magnolia, Texas

Cousineau, Madison (2016-17)  
C, #44, Otto, N.C.

## D

Dabbs, Stacey (1984-85)  
OF, #9, Baton Rouge, La.

Davis, Kim (1985-86)  
RHP, #18, Monroe, La.

**Davidson, Montana (2017-Present)**  
**INF, #32, Hillsborough, N.C.**

Delaneuve, Summer (2003)  
RHP, #8, LaPlace, La.

DeNemie, Janice (1982-84)  
RHP, #41, Memphis, Tenn.

**Dorsett, Maddie (2017-Pr.)**  
**OF, #5, Trussville, Ala.**

Dunlap, Lindsey (2009-12)  
LHP, #32, Hueytown, Ala.

## E

Echols, Julia (2013-15)  
INF, #6, McDonough, Ga.

Ellwood, Susan (1985)  
C/3B, #13, Baton Rouge, La.

## F

Feldt, Shawna (1998)  
UTL, #3, Vancouver, Wash.

Fisher, Shelby (2010-13)  
1B, #14, Scottsdale, Ariz.

Flesher, Misty (2008-12)  
RHP, #17, Lone Grove, Okla.

Foulks, Logan (2013-14)  
INF/C, #7, Douglasville, Ga.

Frank, Courtney (2000-03)  
RHP, #16, Kent, Wash.

Futch, Karen (1983-84)  
1B, #44, Titusville, Fla.

## G

Gates, Brittany (2009-12)  
OF, #4, Houston, Miss.

Gates, Michelle (1997-2000)  
RHP/3B, #7, Chowchilla, Calif.

Gaul, Erika (2012-15)  
INF, #23, Clermont, Fla.

Gentle, Katie (2014-15)  
OF, #11, Harselle, Ala.

Gentry, Pam (1986)  
C, #14, Monroe, La.

Golden, Olivia (2013-17)  
INF, #12, Hartselle, Ga.

Goldsmith, Connie (1999)  
OF, #34, Starkville, Miss.

Goodwin, Robynn (2000)  
C, #72, Starkville, Miss.

Green, Regan (2016-17)  
P, #33, Hebron, Md.

Gregory, Rhonda (1982)  
OF, #32, Pontotoc, Miss.

Gregory, Vickie (1982)  
OF, #42, Pontotoc, Miss.

Gresham, Stacy (1986)  
1B, #44, Florence, Ala.

Guess, Hayle (2004, 2006-08)  
UTL, #21, Moss Point, Miss.

## H

**Harrison, Reggie (2017-Pr.)**  
**INF, #7, Magnolia, Texas**

Hartnett, Meg (1983-86)  
SS, #20, Germantown, Tenn.

Hehnke, Jenny (1997-2000)  
2B, #1, Santa Barbara, Calif.

**Heimberger, Emily (2016-Present)**  
**UTL, #11, Pawleys Island, S.C.**

Helms, Jemmye Ann (1997)  
OF, #3, Mathiston, Miss.

Henry, Nichole (1997-2000)  
C/1B, #11, Whitwell, Tenn.

Heon, Allie (2009-10)  
INF/OF, #10, Leesburg, Va.

Herbert, Missy (1984-85)  
INF, #21, Memphis, Tenn.

Hewett, Blair (2004-07)  
C, #5, St. Matthews, S.C.

Hickerson, Sara (2004-07)  
RHP, #32, Nashville, Tenn.

Hooper, Sharon (1984-86)  
RHP, #7, Gretna, La.

Hollenhead, Swayze (2012-13)  
INF, #15, Mathiston, Miss.

Hunley, Lindsay (2005-08)  
INF, #15, Aurora, Ill.

Hurley, Rachel (2006-07)  
OF, #10, Brandon, Miss.

## I

Ingram, Julia (1982-84)  
OF, #24, Tupelo, Miss.

Ivy, Amanda (2014-17)  
UTL, #25, Batesville, Miss.

## J

Jaspers, Kate (2001-04)  
1B/OF, #28, Prescott, Ariz.

Jennings, Sherri (1985-86)  
OF, #10, Pensacola, Fla.

Jessup, Jennifer (2001-05)  
SS, #25, East Dublin, Ga.

Johnson, Dani (1997)  
C, #24, Tucson, Ariz.

Johnson, Katie (2004-07)  
INF, #13, Birmingham, Ala.

Jones, Donna (1983)  
2B, #15, Kosciusko, Miss.

Judd, Alicia (1997-98)  
RHP, #25, St. Louis, Mo.

Juedemann, Aimee (1997-98)  
OF, #8, St. Louis, Mo.

## K

**Kelly, Taylor (2016-Present)**  
**UTL, #23, Calhoun, Ga.**

Kimbrough, Kendell (1997-2000)  
OF, #22, Saltville, Miss.

Kinney, Michelle (2005-07)  
UTL, #8, Memphis, Tenn.

**Knudsen, Cassidy (2015-Present)**  
**P, #4, Altoona, Iowa**

## L

Lenahan, Sam (2011-14)  
C/1B, #16, Lawrenceville, Ga.

Lott, Anna Joyce (1998-2001)  
OF, #10, Greenwood, Miss.

## M

Mabry, Stacy (2006)  
OF, #6, Liberty, Miss.

Malone, Lexi (2017-Present)  
C, #55, Petal, Miss.

Massey, Melissa (2002-05)  
RHP, #2, Fayetteville, Tenn.

Mathews, Lezlie (1986)  
C, #21, Baton Rouge, La.

Matzenger, Mary Lee (1982)  
OF, #17, Mobile, Ala.

McCain, Cindy (1985-86)  
2B, #42, Pope, Miss.

McCallum, Keri (1997-2000)  
C/OF, #14, Port Orchard, Wash.

McCloud, Gina (2006-08)  
3B, #44, Monticello, Miss.

McDonald, Tanelda (2002-05)  
3B, #24, Madison, Miss.

McFarling, Keri (2004)  
OF, #10, Amory, Miss.

McMichael, lyhia (2001-04)  
OF, #12, Nacogdoches, Texas

McWatters, Bonnie (1984-86)  
OF, #15, Lake Park, Fla.

Mellert, Kristie (1983)  
3B, #22, Hope Hull, Ala.

Meyer, Allison (2005)  
INF, #9, Laurel, Miss.

Miller, Kelli (2004-07)  
RHP, #33, Colorado Springs, Colo.

Miller, Rhonda Ann (1984)  
RHP, #10, Chalmette, La.

Minor, Christene (1982-83)  
2B, #33, Starkville, Miss.

**Mitchell, Emily (2017-Present)**  
**RHP, #27, Calhoun, Ga.**

Moore, Courtney (2009)  
INF/OF, #21, El Sobrante, Calif.

**Moore, Kat (2016-Present)**  
**OF, #2, Holly Springs, Miss.**

Moore, Sherry (1982)  
1B, #25, Noxapater, Miss.

Morgan, Melanie (1983-86)  
OF, #42, Memphis, Tenn.

Moschetti, Nicole (2000)  
3B, #16, West Palm Beach, Fla.

Mosley, Amy (2001-02)  
C, #11, Quitman, Miss.

## N

Nelson, Jennifer (2000-03)  
RHP/OF, #9, Weatherford, Texas

Nelson, Lindsay (2001-04)  
2B, #6, Orange Park, Fla.

Nesbit, Courtney (2008-11)  
INF, #25, Acworth, Ga.

Nesbit, Erin (2010-13)  
INF, #5, Acworth, Ga.

Nesbit, Megan (2012)  
INF, #12, Acworth, Ga.

Nichols, Loryn (2013-16)  
OF, #10, Murrieta, Calif.

**Niu, Sarai (2016-Present)**  
**INF, #21, San Diego, Calif.**

Numberg, Kelsey (2007-09)  
RHP, #9, Ankeny, Iowa

## O

Offutt, Jessica (2011-14)  
OF, #26, Madison, Ala.

O'Nan, Meagan (2003-04)  
OF, #15, Starkville, Miss.

Osborn, Cindy (1983)  
OF, #23, Olive Branch, Miss.

Owen, Alison (2013-14)  
RHP, #4, Newnan, Ga.

Owens, Stephanie (2003)  
RHP, #33, Easley, S.C.

## P

Patterson, Tyeah (2002)  
OF, #29, Pascagoula, Miss.

Pendley, Connie (1985-86)  
3B, #22, Birmingham, Ala.

Perrault, Tina (1984)  
C, #13, Baton Rouge, La.

Pedroli, Maryann (1997)  
OF, #19, Germantown, Tenn.

Phillips, Ashley (2012-15)  
OF, #20, Water Valley, Miss.

Pippins, Cathy (1986)  
RHP, #31, West Monroe, La.

Punches, Jacey (2013-14)  
RHP, #1, Round Rock, Texas

Pursell, Jennifer (2000-01)  
RHP, #15, Rancho Cucamonga, Calif.

## R

Raines, Chelsea (2010-11)  
C/INF, #15, Ackerman, Miss.

Reese, Laura Leigh (2006-07)  
C, #24, Clinton, Miss.

Richards, Becca (2000)  
OF, #26, Eugene, Ore.

Rider, Karrie (1997-2000)  
SS, #23, Camas, Wash.

Riner, June (1983)  
UTL, #25, East Coweta, Ga.

**Robinson, Bevia (2017-Present)**  
**UTL, #00, Harvest, Ala.**

Robinson, Faith (2002)  
3B, #26, Bolton, Miss.

Rovtar, Chrissie (2010-13)  
INF, #44, West Chicago, Ill.

## S

Schlagheck, Robyn (1999-2001)  
C, #8, Huntsville, Ala.

Seitz, Caroline (2014-17)  
INF, #15, Birmingham, Ala.

Shape, Heidi (2011-14)  
INF, #22, Duluth, Ga.

Sherrod, Shana (2011-14)  
RHP, #27, Vestavia Hills, Ala.

Shipley, Karen (1984-85)  
C, #12, Winterhaven, Fla.

Seibert, Laurie (2007-09)  
INF, #16, Sugar Grove, Ill.

Silkwood, Alexis (2014-17)  
LHP, #8, East Alton, Ill.

Smith, Cheri (1998-2001)  
1B, #12, Phoenix, Ariz.

Smith, Jamie (1998-99)  
OF, #9, Phoenix, Ariz.

Smith, Ka'ili (2009-12)  
INF/OF, #7, Kapolei, Hawaii

Spain, Jessie (2008-10)  
INF/OF, #8, Birmingham, Ala.

Stucker, Claire (2015)  
1B, #17, Fresno, Calif.

## T

Tegarden, Susan (1983)  
C, #43, St. Petersburg, Fla.

Toler, Mackenzie (2014-17)  
UTL, #13, Fayetteville, Ga.

Tillman, Krystal (2001-03)  
OF, #7, Romoland, Calif.

Turner, Sabrina (2016)  
UTL, #34, Gulfport, Miss.

## V

Vanlandingham, Courtney (2012)  
INF, #25, Owasso, Okla.

Vry, Kylie (2010-13)  
LHP, #3, Des Moines, Iowa

## W

Walker, Irene (1985-86)  
1B, #17, Pensacola, Fla.

**Ward, Holly (2015-Present)**  
**P, #14, Haleyville, Ala.**

Watkins, Brandi (2004)  
OF, #29, Starkville, Miss.

Waterman, Jennifer (2001-04)  
C/1B, #23, Kingwood, Texas

Watson, Kristie (1984)  
3B, #14, Hope Hull, Ala.

Wenzel, Caitlin (2011-12)  
UTL, #24, Marianette, Wis.

White, Jan (1982)  
1B, #32, Aberdeen, Miss.

Whitehead, Kasey (2000-02)  
RHP/INF, #4, Roswell, Ga.

Wilkerson, Kellie (1999-2002)  
LHP/UTL, #20, Jacksonville, Fla.

Williams, Callye (2003-06)  
3B, #4, Katy, Texas

**Williams, Lindsey (2017-Present)**  
**INF, #22, Mobile, Ala.**

Winkfield, Kayla (2013-16)  
INF, #9, Giddings, Texas

Woolven, Elizabeth (2008-10)  
LHP, #12, Nettleton, Miss.

Wroten, Ashley (2006)  
OF, #25, Terry, Miss.

## Z

Zdeb, Rachael (2011-14)  
OF, #19, Shawnee, Kan.

**\*Active Players In Bold**



<b>00</b>
<b>Robinson, Bevia (2017-Present)</b> <b>UTL, Harvest, Ala.</b>
<b>1</b>
Bainbridge, Ali (2008-11) 2B, Vestavia Hills, Ala.
Comeaux, Stephanie (2004-07) RHP, Lucedale, Miss.
Hehnke, Jenny (1997-2000) 2B, Santa Barbara, Calif.
<b>Petrey, Macey (2018-Present)</b> <b>INF, Demopolis, Ala.</b>
Punches, Jacey (2013-2014) RHP, Round Rock, Texas
<b>2</b>
Arroyo, Madison (2014-2015) INF, Waxhaw, N.C.
Cooley, Jessica (2010-13) INF/OF, Birmingham, Ala.
Massey, Melissa (2002-05) RHP, Fayetteville, Tenn.
<b>Moore, Kat (2016-Present)</b> <b>OF, Holly Springs, Miss.</b>
<b>3</b>
Bailey, Katie Anne (2014-17) UTL, Madison, Miss.
Best, Brooke (2000-03) 2B, Ooltewah, Tenn.
Bures, Courtney (2005-08) INF, Haymarket, Va.
<b>Denis, Candace (2018-Present)</b> <b>RHP/UTL, Malakoff, Texas</b>
Feldt, Shawna (1998) UTL, Vancouver, Wash.
Helms, Jemmye Ann (1997) OF, Mathiston, Miss.
Vry, Kylie (2010-13) LHP, Des Moines, Iowa
<b>4</b>
Benardo, Ariana (1997-98) 2B, Torrance, Calif.
Gates, Brittany (2009-12) OF, Houston, Miss.
<b>Knudsen, Cassidy (2015-Present)</b> <b>RHP, Altoona, Iowa</b>
Owen, Alison (2013-14) RHP, Newnan, Ga.
Williams, Callye (2003-06) 3B, Katy, Texas
Whitehead, Kasey (2000-02) RHP/INF, Roswell, Ga.
<b>5</b>
Bonar, Vicki (1984-85) RHP, Royal Oak, Mich.
<b>Dorsett, Maddie (2017-Present)</b> <b>OF, Trussville, Ala.</b>
Hewett, Blair (2004-07) C, St. Matthews, S.C.
Nesbit, Erin (2010-13) INF, Acworth, Ga.
<b>6</b>
Bailey, Jessie (2007-10) INF, Lithonia, Ga.
Echols, Julia (2013-15) INF, McDonough, Ga.
Mabry, Stacy (2006) OF, Liberty, Miss.
Nelson, Lindsay (2001-04) 2B, Orange Park, Fla.
<b>7</b>
Boyce, Nakita (2005-08) OF, Springfield, Mo.
Foulks, Logan (2013-14) INF/C, Douglasville, Ga.
Gates, Michelle (1997-2000) RHP/3B, Chowchilla, Calif.
<b>Harrison, Reggie (2016-Present)</b> <b>INF, Magnolia, Texas</b>
Hooper, Sharon (1984-86) RHP, Gretna, La.
Smith, Ka'ili (2009-12) INF/OF, Kapolei, Hawai'i
Tillman, Krystal (2001-03) OF, Romoland, Calif.
<b>8</b>
Clark, Julie (1984) 1B, Baton Rouge, La.

Delaneuville, Summer (2003) RHP, LaPlace, La.
Juedemann, Aimee (1997-98) OF, St. Louis, Mo.
Kinney, Michelle (2005-07) UTL, Memphis, Tenn.
Schlagheck, Robyn (1999-2001) C, Huntsville, Ala.
Silkwood, Alexis (2014-17) LHP, East Alton, Ill.
Spain, Jessie (2008-10) INF/OF, Birmingham, Ala.
<b>Wilcox, Alex (2018-Present)</b> <b>OF, Brantley, Ala.</b>
<b>9</b>
<b>Cantillo, Brooke (2018-Present)</b> <b>OF, Lake Elsinoire, Calif.</b>
Dabbs, Stacey (1984-85) OF, Baton Rouge, La.
Meyer, Allison (2005) INF, Laurel, Miss.
Nelson, Jennifer (2000-03) RHP/OF, Weatherford, Texas
Nurnberg, Kelsey (2007-09) RHP, Ankeny, Iowa
Smith, Jamie (1998-99) OF, Phoenix, Ariz.
Winkfield, Kayla (2013-16) INF, Giddings, Texas
<b>10</b>
<b>Goelz, Kinsey (2018-Present)</b> <b>INF, Myakka City, Fla.</b>
Heon, Allie (2009-10) INF/OF, Leesburg, Va.
Hurley, Rachel (2006-07) OF, Brandon, Miss.
Jennings, Sherri (1985-86) OF, Pensacola, Fla.
Lott, Anna Joyce (1998-2001) OF, Greenwood, Miss.
McFarling, Keri (2004) OF, Amory, Miss.
Miller, Rhonda Ann (1984) RHP, Chalmette, La.
Nichols, Loryn (2013-16) OF, Murrieta, Calif.
<b>11</b>
Bateman, Megan (2007-08) C, Brookhaven, Miss.
Becker, Stephanie (2010-13) LHP, Aurora, Ill.
Blake, Ragan (2005-06) RHP, Sugar Land, Texas
Gentle, Katie (2014-2015) OF, Harselle, Ala.
<b>Heimberger, Emily (2015-Present)</b> <b>UTL, Pawleys Island, S.C.</b>
Henry, Nicole (1997-2000) C/1B, Whitwell, Tenn.
Mosley, Amy (2001-02) C, Quitman, Miss.
<b>12</b>
<b>Dabbs, Grace (2018-Present)</b> <b>OF, Philadelphia, Pa.</b>
Golden, Olivia (2013-17) INF, Hartselle, Ala.
McMichael, Iyhia (2001-04) OF, Nacogdoches, Texas
Nesbit, Megan (2012) INF, Acworth, Ga.
Smith, Cheri (1998-2001) 1B, Phoenix, Ariz.
Shipley, Karen (1984-85) C, Winterhaven, Fla.
Woolven, Elizabeth (2008-10) LHP, Nettleton, Miss.
<b>13</b>
Bell, Brittany (2008-12) OF, Brandon, Fla.
Ellwood, Susan (1985) C/3B, Baton Rouge, La.
Johnson, Katie (2004-07) INF, Birmingham, Ala.
Perrault, Tina (1984) C, Baton Rouge, La.
<b>Roberson, O'Neil (2018-Present)</b> <b>INF, Birmingham, Ala.</b>
Toler, Mackenzie (2014-17) LHP, Fayetteville, Ga.

<b>14</b>
Fisher, Shelby (2010-13) 1B, Scottsdale, Ariz.
Gentry, Pam (1986) C, Monroe, La.
McCallum, Keri (1997-2000) C/OF, Port Orchard, Wash.
<b>Ward, Holly (2015-Present)</b> <b>RHP, Haleyville, Ala.</b>
Watson, Kristie (1984) 3B, Hope Hull, Ala.
<b>15</b>
Hollenhead, Swayze (2012-13) INF, Mathiston, Miss.
Hunley, Lindsey (2005-08) INF, Aurora, Ill.
Jones, Donna (1983) 2B, Kosciusko, Miss.
McWatters, Bonnie (1984-86) OF, Lake Park, Fla.
O'Nan, Meagan (2003-04) OF, Starkville, Miss.
Pursell, Jennifer (2000-01) RHP, Rancho Cucamonga, Calif.
Raines, Chelsea (2010-11) C/INF, Ackerman, Miss.
Seitz, Caroline (2014-17) INF, Birmingham, Ala.
<b>16</b>
Blaker, Demi (2015) UTL, Long Beach, Miss.
Frank, Courtney (2000-03) RHP, Kent, Wash.
Lenahan, Sam (2011-14) C/1B, Lawrenceville, Ga.
Moschetti, Nicole (2000) 3B, West Palm Beach, Fla.
Seibert, Laurie (2007-09) INF, Sugar Grove, Ill.
<b>17</b>
Cooley, Katie (2004-07) C/OF, Birmingham, Ala.
Flesher, Misty (2008-12) RHP, Lone Grove, Okla.
Matzenger, Mary Lee (1982) OF, Mobile, Ala.
<b>Spexarth, Carter (2018-Present)</b> <b>RHP/UTL, The Woodlands, Texas</b>
Stucker, Claire (2015) 1B, Fresno, Calif.
Walker, Irene (1985-86) 1B, Pensacola, Fla.
<b>18</b>
Bramlett, Chelsea (2007-10) C, Cordova, Tenn.
Bushby, Chris (1997-2000) OF, Starkville, Miss.
Cooper, Cori (2016) RHP, Magnolia, Texas
Davis, Kim (1985-86) RHP, Monroe, La.
<b>19</b>
<b>Bell, Morgan (2015-Present)</b> <b>UTL, Braselton, Ga.</b>
Calvert, Kayla (1999) RHP, Lafayette, Ind.
Pedroli, Maryann (1997) OF, Germantown, Tenn.
Zdeb, Rachael (2011-14) OF, Shawnee, Kan.
<b>20</b>
Anderson, Autumn (1998-99) RHP, Farmington, N.M.
Hartnett, Meg (1983-86) SS, Germantown, Tenn.
Phillips, Ashley (2012-15) OF, Water Valley, Miss.
Wilkerson, Kellie (1999-2002) LHP/UTL, Jacksonville, Fla.
<b>21</b>
Bell, Briana (2011-13) OF, Brandon, Fla.
Guess, Hayle (2004, 2006-08) UTL, Moss Point, Miss.
Herbert, Missy (1984-85) INF, Memphis, Tenn.

Mathews, Lezlie (1986) C, Baton Rouge, La.
Moore, Courtney (2009) INF/OF, El Sobrante, Calif.
<b>Niu, Sarai (2016-Present)</b> <b>INF, San Diego, Calif.</b>
<b>22</b>
Kimbrough, Kendell (1997-2000) OF, Saltillo, Miss.
Mellert, Kristie (1983) 3B, Hope Hull, Ala.
Pendley, Connie (1985-86) 3B, Birmingham, Ala.
Shape, Heidi (2011-14) INF, Duluth, Ga.
<b>Williams, Lindsey (2017-Present)</b> <b>INF, Mobile, Ala.</b>
<b>23</b>
Gaul, Erika (2012-Present) INF, Clermont, Fla.
<b>Kelly, Taylor (2016-Present)</b> <b>UTL, Calhoun, Ga.</b>
Osborn, Cindy (1983) OF, Olive Branch, Miss.
Rider, Karrie (1997-2000) SS, Camas, Wash.
Waterman, Jennifer (2001-04) C/1B, Kingwood, Texas
<b>24</b>
<b>Adams, Calyn (2015-Present)</b> <b>INF/C, Chesterfield, Va.</b>
Ingram, Julia (1982-84) OF, Tupelo, Miss.
Johnson, Dani (1997) C, Tucson, Ariz.
McDonald, Tanelda (2002-2005) 3B, Madison, Miss.
Wenzel, Caitlin (2011-12) UTL, Marietta, Wis.
<b>25</b>
Ivy, Amanda (2014-17) UTL, Batesville, Miss.
Jessup, Jennifer (2001-05) SS, East Dublin, Ga.
Judd, Alicia (1997-98) RHP, St. Louis, Mo.
Moore, Sherry (1982) 1B, Noxapater, Miss.
Nesbit, Courtney (2008-11) INF, Acworth, Ga.
Riner, June (1983) UTL, East Coweta, Ga.
Vanlandingham, Courtney (2012) INF, Owasso, Okla.
Wroten, Ashley (2006) OF, Terry, Miss.
<b>26</b>
Clark, Tracy (1997-99) OF, Valencia, Calif.
Offutt, Jessica (2011-14) OF, Madison, Ala.
Richards, Becca (2000) OF, Eugene, Ore.
Robinson, Faith (2002) 3B, Bolton, Miss.
<b>27</b>
<b>Mitchell, Emily (2017-Present)</b> <b>RHP, Calhoun, Ga.</b>
Sherrrod, Shana (2011-14) RHP, Vestavia Hills, Ala.
<b>28</b>
Jaspers, Kate (2001-04) 1B/OF, Prescott, Ariz.
<b>29</b>
Patterson, Tyeah (2002) OF, Pascagoula, Miss.
Watkins, Brandi (2004) OF, Starkville, Miss.
<b>30</b>
Burcham, Tina (1983) OF, Florence, Ala.
<b>31</b>
<b>Carter, Carmen (2015-Present)</b> <b>OF, Jackson, Miss.</b>

Pippins, Cathy (1986) RHP, West Monroe, La.
<b>32</b>
<b>Davidson, Montana (2017-Present)</b> <b>INF, Hillsborough, N.C.</b>
Dunlap, Lindsey (2009-12) LHP, Hueytown, Ala.
Gregory, Rhonda (1982) OF, Pontotoc, Miss.
Hickerson, Sara (2004-07) RHP, Nashville, Tenn.
White, Jan (1982) 1B, Aberdeen, Miss.
<b>33</b>
<b>Davidson, Mia (2018-Present)</b> <b>C/INF, Hillsborough, N.C.</b>
Green, Regan (2016-17) RHP, Hebron, Md.
Miller, Kelli (2004-07) RHP, Colorado Springs, Colo.
Minor, Christene (1982-83) 2B, Starkville, Miss.
Owens, Stephanie (2003) RHP, Easley, S.C.
<b>34</b>
Akins, Susan (1983) RHP, Memphis, Tenn.
Bailey, Sammie Jo (2006-09) 1B, Lithonia, Ga.
Brown, Blaire (2001-04) C, Yucaipa, Calif.
Goldsmith, Connie (1999) OF, Starkville, Miss.
Turner, Sabrina (2016) RHP/INF, Gulfport, Miss.
<b>41</b>
Baxstrum, Lynn (1982) 2B, Philadelphia, Miss.
DeNornie, Janice (1982-84) RHP, Memphis, Tenn.
<b>42</b>
Gregory, Vickie (1982) OF, Pontotoc, Miss.
McCain, Cindy (1985-86) 2B, Pope, Miss.
Morgan, Melanie (1983-86) OF, Memphis, Tenn.
<b>43</b>
Tegarden, Susan (1983) C, St. Petersburg, Fla.
<b>44</b>
Cousineau, Madison (2016-17) C, Otto, N.C.
Futch, Karen (1983-84) 1B, Titusville, Fla.
Gresham, Stacy (1986) 1B, Florence, Ala.
McCloud, Gina (2006-08) 3B, Monticello, Miss.
Rovtar, Chrissie (2010-13) INF, West Chicago, Ill.
<b>55</b>
<b>Malone, Lexi (2017-Present)</b> <b>C, Petal, Miss.</b>
<b>58</b>
<b>Williams, Emily (2018-Present)</b> <b>RHP, Carrollton, Ga.</b>
<b>72</b>
Goodwin, Robynn (2000) C, Starkville, Miss.
<b>*Active Players In Bold</b>

## BATTING

### Batting Average

1983	Kristie Mellert	364
1984	Meg Hartnett	300
1985	Karen Shipley	391
1986	Sherri Jennings	327
1997	Keri McCallum	427
1998	Michelle Gates	380
1999	Kellie Wilkerson	443
2000	Kellie Wilkerson	431
2001	Kellie Wilkerson	419
2002	Kellie Wilkerson	419
2003	Iyhia McMichael	403
2004	Iyhia McMichael	475
2005	Courtney Bures	388
2006	Courtney Bures	346
2007	Chelsea Bramlett	386
2008	Chelsea Bramlett	450
2009	Chelsea Bramlett	486
2010	Chelsea Bramlett	536
2011	Ka'ili Smith	348
2012	Brittany Bell	368
2013	Sam Lenahan	324
2014	Caroline Seitz	340
2015	Mackenzie Toler	347
2016	Kayla Winkfield	330
2017	Reggie Harrison	333

### Runs Scored

1983	Kristie Mellert	8
1984	Meg Hartnett	13
1985	Melanie Morgan	36
1986	Sherri Jennings	30
1997	Jenny Hehnke	44
1998	Michelle Gates	47
1999	Keri McCallum	57
2000	Keri McCallum	64
2001	Kellie Wilkerson	55
2002	Kellie Wilkerson	51
2003	Iyhia McMichael	63
2004	Iyhia McMichael	83
2005	Courtney Bures	49
2006	Hayle Guess	39
2007	Chelsea Bramlett	56
2008	Chelsea Bramlett	52
2009	Chelsea Bramlett	55
2010	Chelsea Bramlett	56
2011	Ali Bainbridge	48
2012	Brittany Bell	40
2013	Sam Lenahan	35
2014	Heidi Shape	33
2015	Katie Anne Bailey	43
2016	Kayla Winkfield	39
2017	Bevia Robinson	41

### Game-Winning Runs

1997	Jenny Hehnke	7
1998	Keri McCallum	7
1999	Keri McCallum	15
2000	Keri McCallum	22
2001	Kellie Wilkerson	10
2002	Kellie Wilkerson	7
2003	Jennifer Nelson	8
2004	Iyhia McMichael	20
2005	Courtney Bures	8
2006	Hayle Guess	11
2007	Chelsea Bramlett	9
2008	Chelsea Bramlett	9
2009	Chelsea Bramlett	11
2010	Chelsea Bramlett	5
2011	Ali Bainbridge	12
2012	Brittany Bell	8
2013	Jessica Offutt	6
2014	Heidi Shape	7
2015	Caroline Seitz	6
2016	Katie Anne Bailey	7
2017	Bevia Robinson	12

### Hits

1983	Kristie Mellert	20
1984	Meg Hartnett	30
1985	Karen Shipley	54
1986	Sherri Jennings	37
1997	Jenny Hehnke	71
1998	Michelle Gates	70
1999	Kellie Wilkerson	90
2000	Keri McCallum	100
2001	Kellie Wilkerson	70
2002	Kellie Wilkerson	80
2003	Iyhia McMichael	75
2004	Iyhia McMichael	87
2005	Courtney Bures	81
2006	Courtney Bures	62
2007	Chelsea Bramlett	83
2008	Chelsea Bramlett	90
2009	Chelsea Bramlett	88
2010	Chelsea Bramlett	98
2011	Ka'ili Smith	57
2012	Ka'ili Smith	59
2013	Logan Foulks	53
2014	Caroline Seitz	64
2015	Caroline Seitz	62
2016	Kayla Winkfield	59
2017	Bevia Robinson	56

### Doubles

1983	Kristie Mellert	3
1984	Meg Hartnett	5
1985	Karen Shipley	9
1986	Connie Pendley	4
1997	Michelle Gates	16
1998	Michelle Gates	15
1999	Keri McCallum	22
2000	Kellie Wilkerson	14
2001	Kellie Wilkerson	12
2002	Kellie Wilkerson	18
2003	Jennifer Waterman	18
2004	Iyhia McMichael	16
2005	Courtney Bures	16
2006	Hayle Guess	10
2007	Courtney Bures	13
2008	Courtney Bures	14
2009	Ka'ili Smith	11
2010	Ali Bainbridge	12
2011	Ali Bainbridge	13
	Chelsea Raines	13
2012	Ka'ili Smith	11
2013	Sam Lenahan	12
2014	Caroline Seitz	20
2015	Caroline Seitz	16
2016	Amanda Ivy	9
2017	Reggie Harrison	15

### Triples

1983	Kristie Mellert	2
1984	Meg Hartnett	3
1985	Melanie Morgan	7
1986	Cindy McCain	2
	Sherri Jennings	2
	Bonnie McWatters	2
	Melanie Morgan	2
1997	Keri McCallum	11
1998	Michelle Gates	10
1999	Keri McCallum	10
2000	Keri McCallum	11
2001	Iyhia McMichael	3
2002	Iyhia McMichael	8
2003	Jennifer Nelson	7
2004	Iyhia McMichael	10
2005	Courtney Bures	5
2006	Courtney Bures	6
2007	Nakita Boyce	6
2008	Hayle Guess	4
	Nakita Boyce	4
2009	Ka'ili Smith	4
2010	Chelsea Bramlett	6
2011	Ali Bainbridge	4
2012	Brittany Bell	3
	Jessica Offutt	3
2013	Heidi Shape	2
2014	Caroline Seitz	4
2015	Katie Anne Bailey	8
2016	Kayla Winkfield	6
2017	Katie Anne Bailey	2
	Olivia Golden	2
	Reggie Harrison	2
	Emily Heimberger	2
	Kat Moore	2
	Bevia Robinson	2

### Home Runs

1983	Kristie Mellert	3
1984	Meg Hartnett	2
1985	Meg Hartnett	6
1986	Melanie Morgan	8
1997	Michelle Gates	5
1998	Michelle Gates	6
1999	Kellie Wilkerson	13
2000	Kellie Wilkerson	8
2001	Kellie Wilkerson	14
2002	Kellie Wilkerson	9
2003	Iyhia McMichael	18
2004	Iyhia McMichael	10
2005	Courtney Bures	17
2006	Sammie Jo Bailey	8
2007	Hayle Guess	6
2008	Hayle Guess	7
2009	Jessie Bailey	4
	Ali Bainbridge	4
2010	Ka'ili Smith	10
2011	Sam Lenahan	8
	Courtney Nesbit	8
2012	Jessica Cooley	15
2013	Logan Foulks	13
2014	Sam Lenahan	10
2015	Caroline Seitz	15
2016	Caroline Seitz	5
2017	Caroline Seitz	9

## **Runs Batted In**

1997	Jodi Reeves	29
1983	Kristie Mellert	3
1984	Meg Hartnett	14
1985	Meg Hartnett	34
1986	Melanie Morgan	29
1997	Michelle Gates	48
1998	Michelle Gates	35
1999	Kellie Wilkerson	65
2000	Karrie Rider	43
	Kellie Wilkerson	43
2001	Kellie Wilkerson	33
2002	Iyhia McMichael	48
2003	Iyhia McMichael	63
2004	Jennifer Waterman	55
2005	Courtney Bures	54
2006	Courtney Bures	37
2007	Courtney Bures	56
2008	Courtney Bures	46
2009	Ka'ili Smith	35
2010	Ka'ili Smith	50
2011	Courtney Nesbit	42
2012	Jessica Cooley	41
2013	Sam Lenahan	40
2014	Sam Lenahan	43
2015	Caroline Seitz	54
2016	Caroline Seitz	31
2017	Caroline Seitz	44

## **Game-Winning Runs Batted In**

1997	Michelle Gates	7
1998	Cheri Smith	7
1999	Kellie Wilkerson	12
2000	Michelle Gates	9
2001	Kellie Wilkerson	8
2002	Iyhia McMichael	9
2003	Iyhia McMichael	7
2004	Jennifer Waterman	12
2005	Courtney Bures	7
2006	Courtney Bures	7
2007	Courtney Bures	10
2008	Hayle Guess	6
2009	Ali Bainbridge	4
	Courtney Moore	4
	Jessie Spain	4
2010	Erin Nesbit	5
2011	Sam Lenahan	5
	Courtney Nesbit	5
2012	Heidi Shape	6
	Ka'ili Smith	6
2013	Logan Foulks	7
	Sam Lenahan	7
2014	Sam Lenahan	9
2015	Mackenzie Toler	8
2016	Mackenzie Toler	4
	Katie Anne Bailey	4
2017	<b>Olivia Golden</b>	<b>6</b>
	<b>Caroline Seitz</b>	<b>6</b>

## **Slugging Percentage**

1983	Kristie Mellert	.600
1984	Meg Hartnett	.470
1985	Melanie Morgan	.653
1986	Melanie Morgan	.575
1997	Keri McCallum	.618
1998	Michelle Gates	.668
1999	Kellie Wilkerson	.749
2000	Kellie Wilkerson	.663
2001	Kellie Wilkerson	.766
2002	Kellie Wilkerson	.675
2003	Iyhia McMichael	.801
2004	Iyhia McMichael	.836
2005	Courtney Bures	.756
2006	Courtney Bures	.547
2007	Courtney Bures	.514
2008	Courtney Bures	.575
2009	Chelsea Bramlett	.547
2010	Chelsea Bramlett	.617
2011	Ali Bainbridge	.593
2012	Brittany Bell	.651
2013	Sam Lenahan	.622
2014	Caroline Seitz	.617
2015	Caroline Seitz	.631
2016	Kayla Winkfield	.458
2017	Caroline Seitz	.523

## **Total Bases**

1983	Kristie Mellert	33
1984	Meg Hartnett	47
1985	Meg Hartnett	85
1986	Melanie Morgan	65
1997	Michelle Gates	99
1998	Michelle Gates	123
1999	Kellie Wilkerson	152
2000	Keri McCallum	145
2001	Kellie Wilkerson	128
2002	Kellie Wilkerson	129
2003	Iyhia McMichael	149
2004	Iyhia McMichael	153
2005	Courtney Bures	158
2006	Courtney Bures	98
2007	Chelsea Bramlett	95
2008	Courtney Bures	107
2009	Chelsea Bramlett	99
2010	Chelsea Bramlett	113
2011	Courtney Nesbit	92
2012	Brittany Bell	99
2013	Logan Foulks	103
2014	Caroline Seitz	116
2015	Caroline Seitz	123
2016	Kayla Winkfield	82
2017	Caroline Seitz	92

## **On-Base Percentage**

1997	Keri McCallum	.469
1998	Michelle Gates	.439
1999	Kellie Wilkerson	.519
2000	Kellie Wilkerson	.553
2001	Kellie Wilkerson	.555
2002	Kellie Wilkerson	.550
2003	Iyhia McMichael	.502
2004	Iyhia McMichael	.595
2005	Courtney Bures	.426
2006	Courtney Bures	.406
	Katie Cooley	.406
2007	Courtney Bures	.452
2008	Chelsea Bramlett	.484
2009	Chelsea Bramlett	.532
2010	Chelsea Bramlett	.571
2011	Ali Bainbridge	.500
2012	Brittany Bell	.525
2013	Sam Lenahan	.502
2014	Heidi Shape	.446
2015	Mackenzie Toler	.484
2016	Mackenzie Toler	.434
2017	<b>Reggie Harrison</b>	<b>.453</b>

## **Stolen Bases**

1986	Sherri Jennings	11
1997	Keri McCallum	27
1998	Michelle Gates	30
1999	Michelle Gates	17
2000	Keri McCallum	31
2001	Kellie Wilkerson	35
2002	Iyhia McMichael	36
2003	Iyhia McMichael	36
2004	Iyhia McMichael	41
2005	Courtney Bures	18
2006	Hayle Guess	23
2007	Chelsea Bramlett	46
2008	Chelsea Bramlett	46
2009	Chelsea Bramlett	54
2010	Chelsea Bramlett	61
2011	Ali Bainbridge	20
2012	Jessica Offutt	17
2013	Loryn Nichols	23
2014	Loryn Nichols	16
	Jessica Offutt	16
2015	Loryn Nichols	34
2016	Kayla Winkfield	17
2017	<b>Bevia Robinson</b>	<b>30</b>

## **Walks**

1983	Kristie Mellert	12
1984	Meg Hartnett	8
1985	Missy Herbert	20
1986	Sherri Jennings	12
1997	Karrie Rider	18
1998	Cheri Smith	30
1999	Kellie Wilkerson	30
2000	Kellie Wilkerson	49
2001	Kellie Wilkerson	48
2002	Kellie Wilkerson	50
2003	Iyhia McMichael	38
2004	Iyhia McMichael	51
2005	Katie Cooley	29
2006	Katie Cooley	31
2007	Courtney Bures	20
	Katie Cooley	20
2008	Courtney Bures	27
2009	Ka'ili Smith	22
2010	Brittany Bell	24
2011	Ali Bainbridge	40
2012	Ka'ili Smith	44
2013	Sam Lenahan	51
2014	Heidi Shape	40
2015	Mackenzie Toler	37
2016	Mackenzie Toler	29
2017	<b>Reggie Harrison</b>	<b>28</b>



## PITCHING

### Earned Run Average (min. 40 innings)

1983	Susan Akins	2.54
1984	Vicki Bonar	1.96
1985	Kim Davis	1.58
1986	Kim Davis	1.01
1997	Michelle Gates	1.91
1998	Autumn Anderson	1.07
1999	Autumn Anderson	2.12
2000	Jennifer Pursell	1.99
2001	Kellie Wilkerson	0.44
2002	Kellie Wilkerson	1.78
2003	Melissa Massey	3.28
2004	Kelli Miller	1.92
2005	Kelli Miller	2.39
2006	Stephanie Comeaux	1.75
2007	Sara Hickerson	1.95
2008	Misty Flesher	2.11
2009	Lindsey Dunlap	3.41
2010	Misty Flesher	4.16
2011	Kyle Vry	4.11
2012	Stephanie Becker	2.49
2013	Alison Owen	1.97
2014	Alexis Silkwood	2.19
2015	Alexis Silkwood	2.85
2016	Regan Green	1.88
2017	Alexis Silkwood	2.16

### Wins

1983	Susan Akins	3
1984	Vicki Bonar	8
1985	Kim Davis	17
1986	Kim Davis	11
1997	Michelle Gates	15
1998	Autumn Anderson	26
1999	Autumn Anderson	23
2000	Jennifer Pursell	26
2001	Jennifer Pursell	16
2002	Kasey Whitehead	20
2003	Melissa Massey	22
2004	Melissa Massey	18
2005	Kelli Miller	14
2006	Ragan Blake	16
2007	Kelli Miller	18
2008	Misty Flesher	20
2009	Lindsey Dunlap	17
2010	Misty Flesher	12
2011	Kylie Vry	8
2012	Stephanie Becker	18
2013	Alison Owen	17
2014	Alison Owen	18
2015	Alexis Silkwood	26
2016	<b>Holly Ward</b>	<b>9</b>
2017	Alexis Silkwood	15

### Strikeouts

1983	Susan Akins	27
1984	Vicki Bonar	34
1985	Vicki Bonar	73
1986	Cathy Pippins	35
1997	Michelle Gates	76
1998	Autumn Anderson	246
1999	Autumn Anderson	160
2000	Jennifer Pursell	143
2001	Jennifer Pursell	107
2002	Kasey Whitehead	95
2003	Melissa Massey	96
2004	Melissa Massey	115
2005	Stephanie Comeaux	105
2006	Ragan Blake	183
2007	Kelli Miller	85
2008	Misty Flesher	119
2009	Lindsey Dunlap	161
2010	Lindsey Dunlap	69
2011	Stephanie Becker	87
	Kylie Vry	87
2012	Stephanie Becker	163
2013	Alison Owen	250
2014	Alison Owen	223
2015	Alexis Silkwood	216
2016	Regan Green	92
2017	Alexis Silkwood	108

### Strikeouts Per Seven Innings

1983	Susan Akins	1.72
1984	Sharon Hooper	2.41
1985	Vicki Bonar	3.87
1986	Cathy Pippins	2.81
1997	Michelle Gates	3.02
1998	Autumn Anderson	6.25
1999	Autumn Anderson	4.41
2000	Jennifer Pursell	3.90
2001	Kellie Wilkerson	7.05
2002	Kellie Wilkerson	7.22
2003	Melissa Massey	3.38
2004	Melissa Massey	4.47
2005	Melissa Massey	6.54
2006	Ragan Blake	6.65
2007	Sara Hickerson	5.00
2008	Misty Flesher	4.64
2009	Lindsey Dunlap	5.18
2010	Lindsey Dunlap	6.47
2011	Kylie Vry	5.03
2012	Kylie Vry	6.71
2013	Alison Owen	8.83
2014	Alison Owen	8.86
2015	Alexis Silkwood	6.43
2016	Regan Green	7.90
2017	<b>Cassady Knudsen</b>	<b>7.37</b>

### Saves

1997	Michelle Gates	1
1998	Autumn Anderson	3
1999	Kellie Wilkerson	8
2000	Jennifer Pursell	4
2001	Kellie Wilkerson	10
2002	Kellie Wilkerson	14
2003	Stephanie Owens	5
2004	Stephanie Comeaux	3
2005	Ragan Blake	7
2006	Kelli Miller	1
2007	Sara Hickerson	10
2008	Elizabeth Woolven	4
2009	Lindsey Dunlap	4
2010	Stephanie Becker	2
	Lindsey Dunlap	2
2011	Misty Flesher	4
2012	Kylie Vry	3
2013	Alison Owen	5
2014	Alexis Silkwood	2
2015	Alexis Silkwood	2
2016	<b>Holly Ward</b>	<b>2</b>
2017	Alexis Silkwood	5

## FIELDING

### Fielding Percentage (min. 125 chances)

1997	Alicia Judd	.984
1998	Cheri Smith	.985
1999	Cheri Smith	.990
2000	Keri McCallum	.992
2001	Kate Jaspers	.987
2002	Kellie Wilkerson	.988
2003	Kate Jaspers	.994
2004	Jennifer Waterman	.992
2005	Lindsay Hunley	.996
2006	Blair Hewett	.997
2007	Sammie Jo Bailey	.988
2008	Chelsea Bramlett	.993
2009	Chelsea Bramlett	.990
2010	Courtney Nesbit	.986
2011	Courtney Nesbit	.986
2012	Ka'ili Smith	.990
2013	Sam Lenahan	.984
2014	Sam Lenahan	.998
2015	Katie Anne Bailey	.981
2016	<b>Sarai Niu</b>	<b>.987</b>
2017	<b>Calyn Adams</b>	<b>.990</b>

\* Active Players In Bold

## RECORDS

Year	W	L	T	Overall	Home	Away	Neutral	Southeastern Conference			
				Pct.				W	L	T	Pct.
1982	2	18	0	.100	2-4	0-2	0-12	N/A			
1983	6	13	0	.316	3-5	2-2	1-6	N/A			
1984	11	20	0	.355	5-11	4-6	2-3	N/A			
1985	28	12	0	.667	11-5	5-3	12-4	N/A			
1986	27	11	0	.711	13-5	8-2	6-4	N/A			
1997	29	27	0	.518	12-12	6-8	10-7	11	17	0	.393
1998	36	21	0	.632	14-8	12-6	10-7	15	11	0	.577
1999	38	29	0	.567	21-6	6-14	11-9	15	15	0	.500
2000	44	27	0	.620	19-11	11-7	14-9	17	13	0	.567
2001	36	26	0	.581	19-7	12-9	5-10	19	11	0	.633
2002	36	31	0	.537	17-8	7-12	12-11	13	16	0	.448
2003	34	30	0	.531	11-8	10-14	13-8	13	16	0	.448
2004	39	26	0	.600	23-6	9-13	7-7	14	15	0	.483
2005	35	31	0	.530	19-10	6-13	10-8	12	18	0	.400
2006	33	28	0	.541	16-11	9-13	8-4	7	22	0	.241
2007	35	27	0	.565	18-6	7-13	10-8	14	14	0	.500
2008	41	22	0	.651	20-8	10-6	11-8	13	14	0	.481
2009	28	28	0	.500	17-10	7-12	4-6	13	14	0	.481
2010	26	29	0	.473	11-12	7-12	8-5	7	20	0	.259
2011	24	32	0	.429	17-7	3-16	4-9	10	19	0	.345
2012	33	24	0	.579	16-11	13-7	4-6	12	16	0	.429
2013	33	24	0	.579	14-9	8-13	10-2	8	16	0	.333
2014	39	21	0	.650	20-7	10-10	9-4	10	14	0	.417
2015	36	21	0	.632	20-10	12-7	4-4	10	14	0	.417
2016	26	31	0	.456	16-13	4-13	6-5	3	21	0	.125
2017	36	22	0	.621	24-7	7-11	5-4	10	14	0	.417

## BATTING

YEAR	GP	W	L	T	AVG	AB	R	H	2B	3B	HR	RBI	TB	SLG%	BB	HBP	SO	OB%	SF	SH	SB-ATT	PO	A	E	FLD%
1982																									
1983	19	6	13	0	.248	528	60	131	9	9	8	42			53	77	.386								
1984	31	11	20	0	.218	852	107	186	23	7	5	76			64	9	.107	.373							
1985	40	28	12	0	.285	1102	250	314	38	27	22	193			103		121					826	334	72	.942
1986	38	27	11	0	.247	997	178	246	14	11	19	121	290		92		140				67-77	773	367	86	.930
1997	54	30	24	0	.269	1389	212	373	58	14	11	179	492	.354	126	15	169	.335	4	65	78-101	1063	415	88	.944
1998	<b>65</b>	<b>49</b>	16	0	.263	1595	241	419	65	15	29	219	601	.377	133	17	230	.323	14	<b>70</b>	54-79	1305	477	68	.963
1999	62	45	17	0	.285	1628	246	464	70	8	21	214	613	.377	140	18	243	.346	11	57	76-101	1292	479	77	.958
2000	58	30	27	<b>1</b>	.261	1536	188	401	51	6	18	178	518	.337	135	22	290	.327	10	57	63-81	1204	532	74	.959
2001	53	24	29	0	.234	1314	150	307	52	2	9	126	390	.297	130	21	258	.310	12	42	45-60	1063	517	80	.952
2002	63	50	13	0	.269	1659	220	447	68	7	20	187	589	.355	131	18	268	.328	8	60	67-101	<b>1354</b>	396	58	.968
2003	58	<b>49</b>	<b>9</b>	0	.252	1429	216	360	66	8	29	179	529	.370	138	8	246	.319	9	56	50-79	1199	355	45	.972
2004	49	24	25	0	.274	1291	197	354	68	9	36	180	548	.424	116	14	241	.339	7	35	33-52	987	433	67	.955
2005	62	49	13	0	.233	1588	174	370	46	10	15	143	481	.303	111	32	330	.295	10	48	66-96	1341	309	<b>37</b>	<b>.978</b>
2006	64	55	<b>9</b>	0	.254	1577	239	400	78	15	46	210	646	.410	150	28	324	.329	4	22	107-133	1316	267	43	.974
2007	62	35	27	0	.297	<b>1680</b>	305	499	66	14	23	265	662	.394	151	37	326	.365	15	53	116-131	1258	<b>627</b>	94	.953
2008	63	41	22	0	.311	1660	310	<b>517</b>	66	17	22	253	683	.411	153	35	256	.380	9	48	126-147	1237	523	55	.970
2009	56	28	28	0	.279	1449	236	404	62	9	18	200	538	.371	114	43	284	.346	<b>16</b>	44	101-116	1106	333	34	.977
2010	55	26	29	0	.286	1431	256	409	57	18	31	223	595	.416	145	31	317	.361	13	26	99-114	1070	429	60	.962
2011	56	24	32	0	.262	1421	233	372	70	15	40	216	592	.417	182	34	<b>351</b>	.357	8	24	48-61	1071	398	71	.954
2012	57	33	24	0	.274	1449	254	397	52	12	35	213	578	.399	202	57	282	.383	6	34	92-114	1122	332	56	.963
2013	57	33	24	0	.267	1448	247	387	61	5	51	229	611	.422	204	33	345	.369	8	26	114-146	1143	240	56	.961
2014	60	39	21	0	.257	1507	272	388	70	10	34	244	580	.385	<b>206</b>	<b>88</b>	315	.376	14	34	88-110	1194	335	38	.976
2015	54	36	21	0	<b>.312</b>	1522	<b>326</b>	475	<b>84</b>	7	<b>54</b>	<b>294</b>	<b>753</b>	<b>.495</b>	194	72	244	<b>.415</b>	15	27	<b>101-115</b>	1129	238	60	.963
2016	57	26	31	0	.247	1476	206	365	52	12	18	183	495	.335	153	60	289	.339	15	41	62-72	1184	506	65	.963
2017	58	36	22	0	.281	1554	234	437	67	14	28	197	616	.396	166	51	174	.367	13	29	74-91	1181	517	61	.965

## PITCHING

YEAR	ERA	CG	SHO	SV	IP	H	R	ER	BB	SO	2B	3B	HR	AVG	WP	HBP
1982																
1983	4.42	16	5		135.2	<b>145</b>	82	49	<b>25</b>	33	17	8	3	.255		
1984	2.38	21	22	0	214.1	183	144	81	154	63	7	4	3	.218		
1985	1.60	35	6	0	275.1	213	103	63	96	121	21	8	4	.205		
1986	1.29	22	8	7	257.2	175	80	<b>37</b>	68	90	<b>6</b>	4	<b>1</b>	.187		
1997	2.78	27	10	4	354.2	337	191	141	150	301	51	17	16	.245	35	22
1998	1.11	38	27	7	436.1	239	101	69	160	529	35	4	7	.157	49	13
1999	1.20	40	27	4	430.2	243	104	74	143	524	37	2	14	.162	30	22
2000	2.09	40	14	0	401.0	311	162	120	128	272	42	1	24	.213	21	<b>12</b>
2001	2.57	32	12	1	354.1	319	179	130	146	234	42	6	22	.239	35	17
2002	1.10	35	27	8	<b>452.0</b>	229	99	71	126	719	29	3	13	.146	38	24
2003	0.61	38	33	1	399.2	178	<b>48</b>	35	81	621	14	2	15	.132	<b>7</b>	19
2004	3.21	12	4	3	329.0	333	203	151	160	227	62	7	27	.259	35	22
2005	<b>0.60</b>	41	<b>35</b>	3	447.0	168	64	38	104	835	32	3	11	.114	17	25
2006	0.81	<b>52</b>	34	2	438.2	163	66	51	110	<b>849</b>	19	<b>0</b>	17	<b>.111</b>	14	21
2007	2.50	7	10	<b>13</b>	419.1	415	227	150	104	240	57	7	31	.249	28	19
2008	2.21	33	14	7	412.1	379	162	130	96	252	51	4	29	.242	24	15
2009	3.74	27	9	5	368.2	402	232	197	126	260	49	15	50	.278	19	35
2010	4.53	18	7	5	356.2	382	274	231	220	227	74	7	48	.277	42	46
2011	4.90	12	5	7	357.0	435	313	250	165	242	58	8	50	.300	46	32
2012	2.88	20	5	5	374.0	310	194	154	184	358	39	11	27	.224	24	48
2013	2.66	24	10	7	381.0	277	188	145	113	468	40	5	51	.199	16	44
2014	2.67	27	14	3	398.0	312	175	152	112	438	50	5	45	.212	22	29
2015	3.72	27	7	2	376.1	377	253	200	208	312	54	7	52	.253	19	51
2016	2.87	19	12	3	394.2	346	200	162	182	305	43	11	28	.230	33	30
2017	2.15	24	10	6	393.2	329	169	121	173	320	33	4	29	.222	13	23

Bold indicates best mark in each category

*Mississippi State Softball has had 7 players named NFCA All-Americans and has earned a total of 19 NFCA and Easton All-America honors*



## CHELSEA BRAMLETT

*Catcher (2007-10)*

2010 NFCA First Team  
2009 NFCA First Team  
2008 NFCA First Team  
2007 NFCA First Team

- NFCA First Team All-American: 2007-10
- USA Softball National Collegiate Player of the Year Top 10 Finalist: 2010
- USA Softball National Collegiate Player of the Year Top 25 Finalist: 2008 and 2009
- ESPN The Magazine/CoSIDA Academic Player of the Year: 2010
- ESPN The Magazine/CoSIDA Academic All-America: 2008 and 2010 First Team, 2009 Second Team
- Honda Award Top Four Finalist: 2010
- NFCA adidas Golden Shoe Award: 2009 and 2010
- NFCA Catcher of the Year: 2008-10
- Southeastern Conference Freshman of the Year: 2007
- All-SEC First Team: 2008-10 and All-SEC Second Team: 2007
- Mississippi State career leader in batting average (.461), runs scored (219), hits (359) and stolen bases (207)
- Owns Bulldog single-season records for batting average (.536/2010) and stolen bases (61/2010)
- Batting average of .536 in 2010 is the 10th-highest ever recorded in a year in NCAA Division I history

### CAREER STATISTICS

Year	GP-GS	AB	AVG	R	H	2B	HR	SB	RBI
2007	62-62	215	.386	56	83	9	1	46	18
2008	60-60	200	.450	52	90	3	2	25	25
2009	56-56	181	.486	55	88	7	0	54	16
2010	55-55	183	.536	56	98	3	0	61	22
<b>CAREER</b>	<b>233-233</b>	<b>779</b>	<b>.461</b>	<b>219</b>	<b>359</b>	<b>22</b>	<b>3</b>	<b>207</b>	<b>81</b>



## COURTNEY BURES

*Infield (2005-08)*

2008 NFCA First Team  
2005 NFCA First Team

- NFCA All-America: 2008 and 2005 First Team
- NFCA All-South Region: 2008 and 2005 First Team, 2006 Second Team
- Southeastern Conference Freshman of the Year: 2005
- All-SEC First Team: 2005, 2007 and 2008
- 16th overall pick by the Washington Glory in the 2008 NPF draft
- 2008 NFCA Leadoff Classic All-Tournament Team
- Mississippi State career leader in runs batted in (193), sacrifice flies (12) and assists (617)
- Owns MSU single-season records for total bases (158/2005) and assists (193/2007)

### CAREER STATISTICS

Year	GP-GS	AB	AVG	R	H	2B	3B	HR	RBI
2005	66-66	209	.388	49	81	16	5	17	54
2006	61-61	179	.346	29	62	9	6	5	37
2007	61-61	181	.354	43	64	13	2	4	56
2008	63-63	186	.398	39	74	14	2	5	46
<b>CAREER</b>	<b>251-251</b>	<b>755</b>	<b>.372</b>	<b>160</b>	<b>281</b>	<b>52</b>	<b>15</b>	<b>31</b>	<b>193</b>



## MICHELLE GATES

*Third Base (1997-2000)*

1999 Easton Second Team

- Easton All-America: 1999 Second Team
- NFCA All-Region: 1998, 1999 Second Team
- All-Southeastern Conference: 1998, 1999 First Team
- All-SEC Tournament Team: 1998
- Played professionally in the NPF
- Second in Mississippi State history in doubles (55), third in triples (21), fifth in runs batted in (159) and eighth in batting average (.332)
- In single-season Bulldog history, is tied for third in triples (10/1998) and sixth in assists (157/2000)
- In the pitching circle, owns the fifth-best earned-run average in program history (1.91)
- Won an MSU-record 10 consecutive decisions in the pitching circle, from Feb. 26 to March 28, 1997
- Owns the Mississippi State single-game record for runs scored with five

### CAREER STATISTICS

Year	GP-GS	AB	AVG	R	H	2B	3B	HR	RBI
1997	56-56	182	.341	34	62	16	3	5	48
1998	57-57	184	.380	47	70	15	10	6	35
1999	65-65	190	.321	26	61	15	4	1	40
2000	69-69	211	.294	33	62	9	4	4	36
<b>CAREER</b>	<b>247-247</b>	<b>767</b>	<b>.332</b>	<b>140</b>	<b>355</b>	<b>55</b>	<b>21</b>	<b>16</b>	<b>159</b>





## JENNY HEHNKE

*Second Base (1997-2000)*

1998 Easton Second Team

- Easton All-America: 1998 Second Team
- Easton Player of the Month: May 1999, May 1998
- NFCA All-America Scholar Athlete: 2000, 1999, 1998, 1997
- CoSIDA Academic All-District: 2000 Second Team
- Owns the Mississippi State single-game record in doubles with three
- In MSU career history, ranks sixth in batting average (.341) and hits (264), ninth in assists (373) and 10th in doubles (35)
- On the program's single-season record chart, owns the mark for the most sacrifice hits (23/2000) and stands sixth in at-bats (210/2000)

### CAREER STATISTICS

Year	GP-GS	AB	AVG	R	H	2B	3B	HR	RBI
1997	56-56	194	.366	44	71	14	1	0	25
1998	56-55	165	.376	20	62	5	1	0	20
1999	67-67	206	.320	23	66	7	1	1	20
2000	69-68	210	.310	27	65	9	2	0	20
<b>CAREER</b>	<b>248-246</b>	<b>775</b>	<b>.341</b>	<b>114</b>	<b>264</b>	<b>35</b>	<b>5</b>	<b>1</b>	<b>85</b>



## KERI MCCALLUM

*Catcher/Outfield (1997-2000)*

2000 NFCA First Team  
2000 Easton First Team

- NFCA All-America: 2000 First Team
- Easton All-America: 2000 First Team
- USA Softball Blue National Team: 1999, 2000
- NFCA Overall/Division I Catcher of the Year: 2000
- Easton Player of the Month: March 1998, March 1999
- CoSIDA Academic All-American: 2000 First Team
- NFCA All-Region: 2000, 1997 First Team
- CoSIDA Academic All-District: 2000 First Team, 1998 Second Team
- All-Southeastern Conference: 2000, 1997 First Team; 1999, 1998 Second Team
- NCAA Tournament All-Region Team: 2000
- All-SEC Tournament Team: 1999
- The Mississippi State career leader in triples (38) while standing second in hits (319), third in batting average (.390) and stolen bases (90) and fourth in runs (191)
- Owns the MSU single-season records for hits (100/2000) and doubles (22/1999). Holds the second (64/2000) and fourth (57/1999) spots in runs scored

### CAREER STATISTICS

Year	GP-GS	AB	AVG	R	H	2B	3B	HR	RBI
1997	54-52	157	.427	36	67	5	11	1	39
1998	55-54	183	.350	34	64	5	6	3	16
1999	67-67	235	.374	57	88	22	10	0	25
2000	71-71	243	.412	64	100	11	11	4	25
<b>CAREER</b>	<b>247-244</b>	<b>818</b>	<b>.390</b>	<b>191</b>	<b>319</b>	<b>43</b>	<b>38</b>	<b>8</b>	<b>105</b>



## IYHIA MCMICHAEL

*Outfield (2001-04)*

2004 NFCA First Team  
2003 NFCA First Team  
2001 Easton Second Team

- NFCA All-America: 2003-04 First Team
- Easton All-America: 2001 Second Team
- USA Softball National Collegiate Player of the Year Top Three Finalist: 2004
- USA Softball National Collegiate Player of the Year Top 10 Finalist: 2003
- Honda Award Top Four Finalist: 2004
- USA Softball Elite Team member: 2003
- USA Softball National Player of the Week: Feb. 24, 2004
- NFCA National Player of the Week: Feb. 25, 2004; April 1, 2003
- CoSIDA Academic All-American: 2004 Second Team
- NFCA All-Region: 2003-04 First Team, 2002 Second Team
- Southeastern Conference Player of the Year: 2003, 2004
- All-SEC: 2002-04 First Team, 2001 Second Team
- All-SEC Tournament Team: 2004
- No. 1 overall draft pick by Akron Racers during inaugural season of 2004
- Ranks second in MSU history in slugging percentage (.660), runs scored (218), triples (26), home runs (37), runs batted in (182) and stolen bases (141)
- Holds Bulldog single-season records for runs (83/2004), home runs (18/2003), walks (51/2004) and slugging percentage (.836/2004)

### CAREER STATISTICS

Year	GP-GS	AB	AVG	R	H	2B	3B	HR	RBI
2001	62-62	189	.323	26	61	9	3	5	29
2002	67-67	207	.333	46	69	15	8	4	48
2003	64-64	186	.403	63	75	10	5	18	63
2004	65-65	183	.475	83	87	16	10	10	42
<b>CAREER</b>	<b>258-258</b>	<b>765</b>	<b>.382</b>	<b>218</b>	<b>292</b>	<b>50</b>	<b>26</b>	<b>37</b>	<b>182</b>



## KELLIE WILKERSON

*Pitcher/Utility (1999-2002)*

2002 NFCA Second Team  
2001 NFCA First Team  
2001 Easton First Team  
2000 NFCA First Team  
1999 NFCA Second Team  
1999 Easton First Team

- NFCA All-American: 2002, 1999 Second Team; 2000-01 First Team
- Easton All-American: 1999-2001 First Team
- USA Softball National Team member: 2005
- USA Softball Elite Team member: 2001-03
- Easton Player of the Month: April 1999
- NFCA All-Region: 1999-2002 First Team
- All-Southeastern Conference: 1999-2002 First Team
- NCAA Regional All-Tournament Team: 2002
- All-SEC Tournament Team: 2001
- Owns the Mississippi State career records for slugging percentage (.713), on-base percentage (.544), doubles (61), home runs (44), total bases (529), walks (177) and saves (32)
- In the program's single-season record book, checks in first in runs batted in (65/1999) and saves (14/2002) while standing third in walks (50/2002), hits (90/1999) and doubles (18/2002)

### CAREER STATISTICS

Year	GP-GS	AB	AVG	R	H	2B	3B	HR	RBI
1999	67-67	203	.443	49	90	17	3	13	65
2000	68-68	181	.431	43	78	14	2	8	43
2001	61-61	167	.419	55	70	12	2	14	33
2002	66-64	191	.419	51	80	18	2	9	34
<b>CAREER</b>	<b>262-260</b>	<b>742</b>	<b>.429</b>	<b>198</b>	<b>318</b>	<b>61</b>	<b>9</b>	<b>44</b>	<b>175</b>

Year	ERA	APP	W-L	SV	SHO	H	R	ER	K
1999	2.12	33	7-8	8	1/3	79	45	26	50
2001	0.44	31	9-1	10	0/4	10	4	3	48
2002	1.78	41	6-2	14	0/4	56	36	19	77
<b>CAREER</b>	<b>1.62</b>	<b>105</b>	<b>22-11</b>	<b>32</b>	<b>1/11</b>	<b>145</b>	<b>85</b>	<b>48</b>	<b>175</b>

## USA NATIONAL TEAM

2010.....	Jay Miller, Head Coach Chelsea Bramlett, USA National Team
2009.....	Jay Miller, Head Coach Chelsea Bramlett, USA National Team Courtney Bures, USA National Team
2006.....	Courtney Bures, USA World University Games
2005.....	Kellie Wilkerson, USA National Team
2003.....	Iyhia McMichael, USA Elite Kellie Wilkerson, USA Elite
2002.....	Kellie Wilkerson, USA Elite
2001.....	Kellie Wilkerson, USA Blue
2000.....	Keri McCallum, USA Blue Kellie Wilkerson, USA Junior World
1999.....	Keri McCallum, USA Blue Michelle Gates, USA Red

## NCAA WOMAN OF THE YEAR

2004.....	Kate Jaspers (State Winner)
-----------	-----------------------------

## HONDA AWARD

2010.....	Chelsea Bramlett (Top-Four Finalist)
2004.....	Iyhia McMichael (Top-Four Finalist)

## USA SOFTBALL PLAYER OF THE YEAR

2010.....	Chelsea Bramlett (Top-10 Finalist)
2009.....	Chelsea Bramlett (Top-25 Finalist)
2008.....	Chelsea Bramlett (Top-25 Finalist)
2004.....	Iyhia McMichael (Top-Three Finalist)
2003.....	Iyhia McMichael (Top-10 Finalist)

## NFCA ADIDAS GOLDEN SHOE AWARD

2010.....	Chelsea Bramlett (Division I)
2009.....	Chelsea Bramlett (Division I)

## NFCA CATCHER OF THE YEAR

2010.....	Chelsea Bramlett (Division I)
2009.....	Chelsea Bramlett (Division I)
2008.....	Chelsea Bramlett (Division I)
2000.....	Keri McCallum (Overall, Division I)

## USA SOFTBALL PLAYER OF THE WEEK

2017.....	Caroline Seitz (April 18)
2012.....	Jessica Cooley (March 6)
2004.....	Iyhia McMichael (Feb. 24)

## NFCA PLAYER OF THE WEEK

2017.....	Caroline Seitz (April 18)
2004.....	Iyhia McMichael (Feb. 25)
2003.....	Iyhia McMichael (April 1)

## FASTPITCH NEWS DIVISION I PLAYER OF THE WEEK

2017.....	Caroline Seitz (April 18)
-----------	---------------------------

## COLLEGE SPORTS MADNESS PLAYER OF THE WEEK

2013.....	Alison Owen (March 5)
-----------	-----------------------

## EASTON PLAYER OF THE MONTH

1999.....	Jenny Hehnke (May) Kellie Wilkerson (April) Keri McCallum (March)
1998.....	Jenny Hehnke (May) Autumn Anderson (April) Keri McCallum (March) Cheri Smith (Feb.)

## EASTON-BELL ALL-AMERICAN

2001.....	Kellie Wilkerson (First Team) Iyhia McMichael (Second Team)
2000.....	Kellie Wilkerson (First Team) Keri McCallum (First Team)
1999.....	Kellie Wilkerson (First Team)
1998.....	Michelle Gates (Second Team) Jenny Hehnke (Second Team)

## NFCA ALL-AMERICAN

2010.....	Chelsea Bramlett (1st Team)
2009.....	Chelsea Bramlett (1st Team)
2008.....	Chelsea Bramlett (1st Team) Courtney Bures (1st Team)
2007.....	Chelsea Bramlett (1st Team)
2005.....	Courtney Bures (1st Team)
2004.....	Iyhia McMichael (1st Team)
2003.....	Iyhia McMichael (1st Team)
2002.....	Kellie Wilkerson (2nd Team)
2001.....	Kellie Wilkerson (1st Team)
2000.....	Kellie Wilkerson (1st Team) Keri McCallum (1st Team)
1999.....	Kellie Wilkerson (2nd Team)

## NCAA REGIONAL ALL-TOURNAMENT TEAM

2012.....	Ka'ili Smith (Eugene Regional)
2008.....	Ali Bainbridge (Tempe Regional) Chelsea Bramlett (Tempe Regional)
2002.....	Kellie Wilkerson (Region 3)
2000.....	Keri McCallum (Region 1)



## NFCA ALL-REGION

2017.....	Caroline Seitz (Second Team)
	Alexis Silkwood (Second Team)
2015.....	Julia Echols (Second Team)
	Alexis Silkwood (Third Team)
	Mackenzie Toler (Third Team)
2014.....	Caroline Seitz (First Team)
2013.....	Logan Foulks (Second Team)
	Sam Lenahan (Second Team)
	Alison Owen (Second Team)
2012.....	Sam Lenahan (First Team)
	Ka'ili Smith (First Team)
2010.....	Chelsea Bramlett (First Team)
2009.....	Sammie Jo Bailey (First Team)
	Ali Bainbridge (First Team)
	Chelsea Bramlett (First Team)
	Ka'ili Smith (First Team)
2008.....	Chelsea Bramlett (First Team)
	Courtney Bures (First Team)
2007.....	Chelsea Bramlett (First Team)
	Hayle Guess (Second Team)
2006.....	Courtney Bures (Second Team)
2005.....	Courtney Bures (First Team)
	Jennifer Jessup (Third Team)
2004.....	Iyhia McMichael (First Team)
	Jennifer Waterman (Second Team)
	Kate Jaspers (Second Team)
2003.....	Iyhia McMichael (First Team)
2002.....	Kellie Wilkerson (First Team)
	Iyhia McMichael (Second Team)
2001.....	Kellie Wilkerson (First Team)
2000.....	Kellie Wilkerson (First Team)
	Keri McCallum (First Team)
	Karrie Rider (Second Team)
1999.....	Kellie Wilkerson (First Team)
	Michelle Gates (Second Team)
1998.....	Autumn Anderson (Second Team)
	Michelle Gates (Second Team)
1997.....	Keri McCallum (First Team)

## SEC ALL-TOURNAMENT TEAM

2004.....	Iyhia McMichael
2003.....	Jennifer Nelson
2001.....	Kellie Wilkerson
1999.....	Keri McCallum
	Kellie Wilkerson
1998.....	Autumn Anderson
	Michelle Gates
	Nichole Henry
	Karrie Rider

## SEC PLAYER OF THE YEAR

2004.....	Iyhia McMichael
2003.....	Iyhia McMichael

## SEC FRESHMAN OF THE YEAR

2007.....	Chelsea Bramlett
2005.....	Courtney Bures

## SCHOLAR-ATHLETE OF THE YEAR

2004.....	Kate Jaspers (Co-Winner)
-----------	--------------------------

## SEC PITCHER OF THE WEEK

2015	Alexis Silkwood.....	March 30
		April 6
2014	Alison Owen.....	April 14
	Alexis Silkwood.....	April 21
2013	Alison Owen.....	Feb. 25
		March 4
2012	Stephanie Becker.....	April 23
2004	Stephanie Comeaux.....	March 7
	Kelli Miller.....	May 11
2003	Melissa Massey.....	Feb. 24
2002	Kasey Whitehead.....	Feb. 12
2001	Jennifer Pursell.....	April 2
1999	Autumn Anderson.....	April 6
1997	Alicia Judd.....	April 29

## SEC PLAYER OF THE WEEK

2017	Caroline Seitz.....	April 18
2012	Jessica Cooley.....	March 5
	Ka'ili Smith.....	April 16
2010	Chelsea Bramlett.....	March 1
2009	Ali Bainbridge.....	March 30
2008	Chelsea Bramlett.....	Feb. 11
2007	Sammie Jo Bailey.....	April 24
2005	Courtney Bures.....	Feb. 7
2004	Iyhia McMichael.....	Feb. 23
	Kate Jaspers.....	April 12
2003	Iyhia McMichael.....	March 31
2002	Kellie Wilkerson.....	May 6
2001	Iyhia McMichael.....	March 26
2000	Kellie Wilkerson.....	Feb. 21
	Karrie Rider.....	March 13
	Keri McCallum.....	April 3
1999	Keri McCallum.....	March 9
1998	Michelle Gates.....	March 31

## SEC FRESHMAN OF THE WEEK

2014	Alexis Silkwood.....	Feb. 17
		March 3
2010	Kylie Vry.....	Feb. 15
	Erin Nesbit.....	April 26
2009	Ka'ili Smith.....	March 9
	Lindsey Dunlap.....	March 30
	Lindsey Dunlap.....	April 20
	Ka'ili Smith.....	May 4
2008	Misty Flesher.....	Feb. 18
	Courtney Nesbit.....	March 24
	Misty Flesher.....	April 14
	Brittany Bell.....	April 21
2007	Chelsea Bramlett.....	April 3
	Chelsea Bramlett.....	April 10
2006	Sammie Jo Bailey.....	May 8

## ALL-SEC PLAYERS

2017	Caroline Seitz.....	First Team
2010	Chelsea Bramlett.....	First Team
2009	Chelsea Bramlett.....	First Team
	Ka'ili Smith.....	Second Team
2008	Chelsea Bramlett.....	First Team
	Courtney Bures.....	First Team
	Hayle Guess.....	Second Team
2007	Courtney Bures.....	First Team
	Chelsea Bramlett.....	Second Team
	Hayle Guess.....	Second Team
2005	Courtney Bures.....	First Team
2004	Iyhia McMichael.....	First Team
	Kate Jaspers.....	First Team
2003	Iyhia McMichael.....	First Team
	Jennifer Nelson.....	Second Team
2002	Iyhia McMichael.....	First Team
	Kellie Wilkerson.....	First Team
2001	Kellie Wilkerson.....	First Team
	Iyhia McMichael.....	Second Team
2000	Keri McCallum.....	First Team
	Kellie Wilkerson.....	First Team
	Karrie Rider.....	Second Team
1999	Michelle Gates.....	First Team
	Kellie Wilkerson.....	First Team
	Keri McCallum.....	Second Team
1998	Michelle Gates.....	First Team
	Keri McCallum.....	Second Team
1997	Keri McCallum.....	First Team
	Karrie Rider.....	Second Team

## SEC ALL-DEFENSIVE TEAM

2017	.....	Amanda Ivy
------	-------	------------

## SEC ALL-FRESHMAN TEAM

2014.....	Caroline Seitz
	Alexis Silkwood
2012.....	Ashley Phillips
2011.....	Briana Bell
	Sam Lenahan
2010.....	Jessica Cooley
2009.....	Ka'ili Smith
2008.....	Ali Bainbridge
2007.....	Jessie Bailey
	Chelsea Bramlett
2005.....	Courtney Bures
2004.....	Hayle Guess

## 2003-10 TEAM HONORS

### Most Valuable Player

2010.....	Chelsea Bramlett
2009.....	Chelsea Bramlett
2008.....	Chelsea Bramlett
2007.....	Courtney Bures
2006.....	Blair Hewett
2005.....	Courtney Bures
2004.....	Iyhia McMichael
2003.....	Iyhia McMichael

### Top Hitter

2010.....	Chelsea Bramlett
2009.....	Chelsea Bramlett
2008.....	Chelsea Bramlett
2007.....	Chelsea Bramlett
2006.....	Courtney Bures
2005.....	Courtney Bures
2004.....	Iyhia McMichael
2003.....	Iyhia McMichael

### Most Valuable Pitcher

2010.....	Misty Flesher
2009.....	Lindsey Dunlap
2008.....	Misty Flesher
2007.....	Kelli Miller
2006.....	Ragan Blake
.....	Stephanie Comeaux
2005.....	Kelli Miller
2004.....	Melissa Massey
2003.....	Melissa Massey

### Most Improved Player

2010.....	Jessie Bailey
2009.....	Brittany Bell
2008.....	Kelsey Nurnberg
2007.....	Sara Hickerson
2006.....	Nakita Boyce
2005.....	Tanelda McDonald
2004.....	Tanelda McDonald
2003.....	Jennifer Waterman

### Gold Glove

2010.....	Jessie Bailey
2009.....	Ali Bainbridge
2008.....	Courtney Bures
2007.....	Courtney Bures
2006.....	Courtney Bures
2005.....	Callye Williams
2004.....	Kate Jaspers
2003.....	Brooke Best

### Rookie Of The Year

2010.....	Erin Nesbit
2009.....	Ka'ili Smith
2008.....	Ali Bainbridge
2007.....	Chelsea Bramlett
2006.....	Sammie Jo Bailey
2005.....	Courtney Bures
2004.....	Hayle Guess
2003.....	Callye Williams

### MTXE (Mental Toughness/Extra Effort)

2010.....	Ali Bainbridge
2009.....	Sammie Jo Bailey

2008.....	Lindsay Hunley
2007.....	Katie Johnson
2006.....	Blair Hewett
2005.....	Jennifer Jessup
2004.....	Meagan O'Nan
2003.....	Jennifer Jessup

## 1997-2002 TEAM HONORS

### Most Outstanding Player

2002.....	Kellie Wilkerson
2001.....	Kellie Wilkerson
2000.....	Keri McCallum
1999.....	Keri McCallum
1998.....	Autumn Anderson
1997.....	Keri McCallum

### Most Inspirational Player

2002.....	Iyhia McMichael
2001.....	Amy Mosley
2000.....	Karrie Rider
1999.....	Jenny Hehnke
1998.....	Chris Bushby
1997.....	Karrie Rider

## ALL-TOURNAMENT TEAMS

### Blues City Classic

2013.....	Alison Owen (First Team)
	Sam Lenahan (First Team)
	Stephanie Becker (Second Team)

### Compass Bank Invitational

2006.....	Stephanie Comeaux
	Hayle Guess

### Easton SEC/ACC Challenge

2011.....	Courtney Nesbit
	Chelsea Raines

### Georgia Tech Buzz Classic

2005.....	Jennifer Jessup
-----------	-----------------

### Mercer Wingate Inn Classic

2008.....	Sammie Jo Bailey
	Ali Bainbridge
	Hayle Guess

### NFCA Leadoff Classic

2010.....	Chelsea Bramlett
2008.....	Courtney Bures
2007.....	Hayle Guess

### NIST Tournament

1997.....	Keri McCallum
-----------	---------------

### Ma lihini Kipa Aloha Tournament

2009.....	Chelsea Bramlett
	Ka'ili Smith

### MSU Bulldog Round-Robin

2012.....	Brittany Bell
	Jessica Cooley
	Shelby Fisher
	Erin Nesbit
	Ka'ili Smith
2011.....	Sam Lenahan
	Courtney Nesbit

	Ka'ili Smith
	Kylie Vry
2010.....	Jessie Bailey
	Ali Bainbridge
	Brittany Bell (MVP)
	Lindsey Dunlap
	Misty Flesher
	Erin Nesbit
	Jessie Spain
	Kylie Vry
2009.....	Jessie Bailey
	Chelsea Bramlett
	Lindsey Dunlap
	Courtney Moore
	Kelsey Nurnberg
2008.....	Sammie Jo Bailey
	Chelsea Bramlett
	Courtney Bures (MVP)
	Misty Flesher
	Hayle Guess
2007.....	Courtney Bures
	Kelli Miller
	Chelsea Bramlett
	Nakita Boyce
2006.....	Ragan Blake
	Nakita Boyce
	Courtney Bures
	Stephanie Comeaux
	Hayle Guess
2005.....	Courtney Bures
	Lindsay Hunley
	Katie Johnson
	Kelli Miller
	Callye Williams
2004.....	Kate Jaspers
	Melissa Massey
	Iyhia McMichael
	Meagan O'Nan
	Jennifer Waterman

### MSU Bulldog Battle

2013.....	Jessica Cooley
	Sam Lenahan
	Alison Owen (MVP)

### MSU Bulldog Classic

2013.....	Jessica Offutt
	Ashley Phillips (MVP)
	Heidi Shape
2012.....	Stephanie Becker
	Brittany Bell
	Jessica Cooley (MVP)
	Sam Lenahan
	Jessica Offutt
2011.....	Ali Bainbridge (MVP)
	Briana Bell
	Misty Flesher
	Chelsea Raines
	Kylie Vry
2010.....	Jessie Bailey
	Chelsea Bramlett
	Misty Flesher
	Allie Heon
	Ka'ili Smith (MVP)
	Kylie Vry
2009.....	Jessie Bailey

## I HISTORY | TOURNAMENT HONORS

2008.....	Ali Bainbridge Chelsea Bramlett (MVP) Lindsey Dunlap Kelsey Nurnberg Sammie Jo Bailey Chelsea Bramlett (co-MVP) Courtney Bures Misty Flesher Hayle Guess Kelsey Nurnberg (co-MVP)	2000.....	Karrie Rider Jennifer Pursell
2006.....	Sammie Jo Bailey Courtney Bures Stephanie Comeaux Katie Cooley Hayle Guess Callye Williams	1999.....	Keri McCallum Michelle Gates
2005.....	Nakita Boyce Blair Hewett Tanelda McDonald Kelli Miller Callye Williams	<b>Troy Cox Classic</b>	
2004.....	Blaire Brown Stephanie Comeaux Melissa Massey IyhiaMcMichael Kellie Miller Meagan O’Nan Jennifer Waterman Brandi Watkins	2003.....	Iyhia McMichael Jennifer Jessup
2002.....	Brooke Best Iyhia McMichael Kellie Wilkerson		
2001.....	Jennifer Jessup Jennifer Nelson Lindsay Nelson Kellie Wilkerson		
2000.....	Keri McCallum Jennifer Nelson Karrie Rider Kellie Wilkerson		

### **MSU Bully Bash**

2008.....	Jessie Bailey Ali Bainbridge Chelsea Bramlett Courtney Bures Nakita Boyce Misty Flesher (MVP) Hayle Guess Kelsey Nurnberg Jessie Spain
-----------	----------------------------------------------------------------------------------------------------------------------------------------------------------------

### **Mardi Gras Tournament**

1997.....	Michelle Gates
-----------	----------------

### **Puerto Vallarta College Challenge**

2017.....	Reggie Harrison (MVP) Brevia Robinson Caroline Seitz Alexis Silkwood
-----------	-------------------------------------------------------------------------------

### **Ragin’ Cajuns Invitational**

2005.....	Courtney Bures
-----------	----------------

### **Speedline Invitational**

2002.....	Kellie Wilkerson Iyhia McMichael
-----------	-------------------------------------



## COSIDA ACADEMIC PLAYER OF THE YEAR

2010.....Chelsea Bramlett  
2004.....Kate Jaspers

## COSIDA ACADEMIC ALL-AMERICA

2015.....Julia Echols (Third Team)  
2011.....Ali Bainbridge (Third Team)  
2010.....Chelsea Bramlett (First Team)  
2009.....Chelsea Bramlett (Second Team)  
Sammie Jo Bailey (Third Team)  
2008.....Chelsea Bramlett (First Team)  
2004.....Kate Jaspers (First Team)  
Iyhia McMichael (Second Team)  
2003.....Kate Jaspers (Second Team)  
2000.....Keri McCallum (First Team)

## COSIDA ACADEMIC ALL-DISTRICT

2017.....Caroline Sietz  
Katie Anne Bailey  
2015.....Julia Echols  
2011.....Ali Bainbridge (First Team)  
2010.....Jessie Bailey (First Team)  
Chelsea Bramlett (First Team)  
2009.....Sammie Jo Bailey (First Team)  
Chelsea Bramlett (First Team)  
Jessie Bailey (Second Team)  
Ali Bainbridge (Second Team)  
2008.....Sammie Jo Bailey (First Team)  
Chelsea Bramlett (First Team)  
Jessie Bailey (Second Team)  
2006.....Hayle Guess (First Team)  
2004.....Kate Jaspers (First Team)  
Iyhia McMichael (First Team)  
Meagan O'Nan (Second Team)  
2003.....Kate Jaspers (First Team)  
Krystal Tillman (Second Team)  
2000.....Keri McCallum (First Team)  
Jenny Hehnke (Second Team)  
1998.....Keri McCallum (Second Team)

## SEC FRESHMAN ACADEMIC HONOR ROLL

2017.....**Montana Davidson**  
**Emily Mitchell**  
**Lindsey Williams**  
2016.....Regan Green  
**Emily Heimberger**  
**Taylor Kelly**  
**Kat Moore**  
Sabrina Turner  
2015.....**Morgan Bell**  
**Carmen Carter**  
**Cassady Knudsen**  
Claire Stucker  
**Holly Ward**  
2014.....Katie Anne Bailey  
Caroline Seitz  
Alexis Silkwood  
2013.....Loryn Nichols  
Jacey Punches  
Kayla Winkfield

2010.....Stephanie Becker  
Jessica Cooley  
Shelby Fisher  
Erin Nesbit  
Chrissie Rovtar  
Kylie Vry  
2008.....Ali Bainbridge  
Misty Flesher  
Courtney Nesbit  
Jessie Spain  
Elizabeth Woolven  
2007.....Jessie Bailey  
Chelsea Bramlett  
Laurie Siebert  
2005.....Nakita Boyce  
Courtney Bures  
Lindsay Hunley  
Gina McCloud  
Allison Meyer  
2004.....Katie Cooley  
Hayle Guess  
Blair Hewett  
Sara Hickerson  
Katie Johnson  
2003.....Stephanie Owens  
Callye Williams

## SEC COMMUNITY SERVICE TEAM

2017.....Alexis Silkwood  
2016.....Alexis Silkwood  
2014.....Jessica Offutt  
2013.....Jessica Cooley  
2012.....Misty Flesher  
2011.....Courtney Nesbit  
2010.....Jessie Bailey  
2009.....Sammie Jo Bailey  
2008.....Hayle Guess  
2007.....Hayle Guess  
2006.....Callye Williams  
2005.....Callye Williams  
2004.....Meagan O'Nan

## NFCA ALL-AMERICA SCHOLAR-ATHLETE

2017.....Katie Anne Bailey  
**Carmen Carter**  
**Emily Heimberger**  
Olivia Golden  
**Taylor Kelly**  
**Emily Mitchell**  
Caroline Seitz  
Alexis Silkwood  
Mackenzie Toler  
**Lindsey Williams**  
2015.....Katie Anne Bailey  
Julia Echols  
**Cassady Knudsen**  
Loryn Nichols  
Caroline Seitz  
Alexis Silkwood  
Mackenzie Toler  
Kayla Winkfield  
2014.....Rachel Zbed  
Alexis Silkwood  
Jessica Offutt  
Julia Echols  
Alison Owen

Jacey Punches  
Heidi Shape  
Erika Gaul  
2012.....Julia Echols  
Shelby Fisher  
Misty Flesher  
Sam Lenahan  
Erin Nesbit  
Megan Nesbit  
Jessica Offutt  
Chrissie Rovtar  
Kylie Vry  
Rachael Zdeb  
2011.....Ali Bainbridge  
Stephanie Becker  
Misty Flesher  
Sam Lenahan  
Courtney Nesbit  
Jessica Offutt  
Chrissie Rovtar  
Heidi Shape  
Jessie Spain  
Kylie Vry  
Rachael Zdeb  
2010.....Jessie Bailey  
Ali Bainbridge  
Chelsea Bramlett  
Shelby Fisher  
Misty Flesher  
Courtney Nesbit  
Erin Nesbit  
Chrissie Rovtar  
Jessie Spain  
Kylie Vry  
2009.....Jessie Bailey  
Sammie Jo Bailey  
Ali Bainbridge  
Jessie Spain  
2008.....Jessie Bailey  
Sammie Jo Bailey  
Ali Bainbridge  
Megan Bateman  
Nakita Boyce  
Chelsea Bramlett  
Lindsay Hunley  
Gina McCloud  
Courtney Nesbit  
Jessie Spain  
2007.....Jessie Bailey  
Sammie Jo Bailey  
Chelsea Bramlett  
Stephanie Comeaux  
Lindsay Hunley  
Katie Johnson  
Michelle Kinney  
Gina McCloud  
Kelli Miller  
2006.....Sammie Jo Bailey  
Hayle Guess  
Sara Hickerson  
Lindsay Hunley  
Katie Johnson  
Michelle Kinney  
Gina McCloud  
Kelli Miller  
Callye Williams  
2005.....Blair Hewett  
Katie Johnson  
Michelle Kinney  
Callye Williams  
2004.....Kate Jaspers

	Jennifer Jessup
	Lindsay Nelson
	Meagan O'Nan
	Krystal Tillman
	Callye Williams
2003.....	Blaire Brown
	Courtney Frank
	Kate Jaspers
	Jennifer Jessup
	Lindsay Nelson
	Meagan O'Nan
	Krystal Tillman
2002.....	Blaire Brown
	Kate Jaspers
	Amy Mosley
	Lindsay Nelson
	Krystal Tillman
2001.....	Anna Joyce Lott
2000.....	Jenny Hehnke
	Keri McCallum
	Anna Joyce Lott
1999.....	Kayla Calvert
	Tracy Clark
	Connie Goldsmith
	Jenny Hehnke
	Anna Joyce Lott
	Keri McCallum
1998.....	Autumn Anderson
	Tracy Clark
	Jenny Hehnke
	Alicia Judd
	Kendell Kimbrough
	Anna Joyce Lott
	Keri McCallum
	Karrie Rider
1997.....	Jenny Hehnke

## ACADEMIC ALL-SEC

2017.....	<b>Morgan Bell</b>
	Olivia Golden
	Regan Green
	<b>Reggie Harrison</b>
	<b>Emily Heimberger</b>
	<b>Taylor Kelly</b>
	<b>Cassady Knudsen</b>
	Caroline Seitz
	Alexis Silkwood
	Mackenzie Toler
	<b>Holly Ward</b>
2016.....	Katie Anne Bailey
	<b>Morgan Bell</b>
	<b>Carmen Carter</b>
	<b>Reggie Harrison</b>
	Amanda Ivy
	<b>Cassady Knudsen</b>
	Loryn Nichols
	Caroline Seitz
	Alexis Silkwood
	Mackenzie Toler
	<b>Holly Ward</b>
	Kayla Winkfield
2015.....	Madison Arroyo
	Katie Anne Bailey
	Julia Echols
	Erika Gaul
	Katie Gentle
	Olivia Golden
	Loryn Nichols
	Ashley Phillips
	Caroline Seitz

	Alexis Silkwood
	Mackenzie Toler
	Kayla Winkfield
2014.....	Julia Echols
	Logan Foulks
	Erika Gaul
	Sam Lenahan
	Loryn Nichols
	Jessica Offutt
	Alison Owen
	Ashley Phillips
	Jacey PUNCHES
	Heidi Shape
	Shana Sherrod
	Kayla Winkfield
	Rachael Zdeb
2013.....	Stephanie Becker
	Jessica Cooley
	Julia Echols
	Shelby Fisher
	Erika Gaul
	Sam Lenahan
	Jessica Offutt
	Alison Owen
	Ashley Phillips
	Chrissie Rovtar
	Heidi Shape
	Kylie Vry
	Rachael Zdeb
2012.....	Stephanie Becker
	Jessica Cooley
	Shelby Fisher
	Brittany Gates
	Sam Lenahan
	Erin Nesbit
	Jessica Offutt
	Chrissie Rovtar
	Heidi Shape
	Ka'ili Smith
	Kylie Vry
	Rachael Zdeb
2011.....	Ali Bainbridge
	Stephanie Becker
	Jessica Cooley
	Lindsey Dunlap
	Shelby Fisher
	Misty Flesher
	Courtney Nesbit
	Erin Nesbit
	Chrissie Rovtar
	Kylie Vry
2010.....	Jessie Bailey
	Ali Bainbridge
	Chelsea Bramlett
	Misty Flesher
	Allie Heon
	Courtney Nesbit
	Ka'ili Smith
	Jessie Spain
	Elizabeth Woolven
2009.....	Jessie Bailey
	Sammie Jo Bailey
	Ali Bainbridge
	Chelsea Bramlett
	Misty Flesher
	Allie Heon
	Courtney Nesbit
	Laurie Siebert
	Jessie Spain
2008.....	Jessie Bailey
	Sammie Jo Bailey
	Megan Bateman
	Chelsea Bramlett

	Courtney Bures
	Nakita Boyce
	Hayle Guess
	Lindsay Hunley
	Gina McCloud
2007.....	Sammie Jo Bailey
	Nakita Boyce
	Courtney Bures
	Stephanie Comeaux
	Katie Cooley
	Hayle Guess
	Sara Hickerson
	Blair Hewett
	Lindsay Hunley
	Katie Johnson
	Michelle Kinney
	Gina McCloud
	Kelli Miller
2006.....	Nakita Boyce
	Courtney Bures
	Stephanie Comeaux
	Katie Cooley
	Blair Hewett
	Sara Hickerson
	Lindsay Hunley
	Hayle Guess
	Katie Johnson
	Michelle Kinney
	Gina McCloud
	Allison Meyer
	Kelli Miller
	Callye Williams
2005.....	Stephanie Comeaux
	Katie Cooley
	Hayle Guess
	Blair Hewett
	Sara Hickerson
	Jennifer Jessup
	Katie Johnson
	Michelle Kinney
	Tanelda McDonald
	Keri McFarling
	Kelli Miller
	Callye Williams
2004.....	Blaire Brown
	Kate Jaspers
	Jennifer Jessup
	Tanelda McDonald
	Iyhia McMichael
	Kelli Miller
	Lindsay Nelson
	Meagan O'Nan
	Stephanie Owens
	Krystal Tillman
	Jennifer Waterman
	Brandi Watkins
	Callye Williams
2003.....	Brooke Best
	Blaire Brown
	Kate Jaspers
	Jennifer Jessup
	Iyhia McMichael
	Amy Mosley
	Lindsay Nelson
	Krystal Tillman
	Jennifer Waterman
2002.....	Brooke Best
	Jennifer Jessup
	Anna Joyce Lott
	Jennifer Nelson
	Robyn Schlagheck
	Kasey Whitehead

## I HISTORY | ACADEMIC HONORS

2001.....	Brooke Best Chris Bushby Jenny Hehnke Nichole Henry Jennifer Jessup Kendell Kimbrough Anna Joyce Lott Keri McCallum Jennifer Nelson Karrie Rider Robyn Schlagheck Cheri Smith Kasey Whitehead Kellie Wilkerson
2000.....	Chris Bushby Michelle Gates Jenny Hehnke Nichole Henry Kendell Kimbrough Anna Joyce Lott Keri McCallum Karrie Rider Robyn Schlagheck
1999.....	Autumn Anderson Chris Bushby Tracy Clark Michelle Gates Jenny Hehnke Nichole Henry Kendell Kimbrough Anna Joyce Lott Keri McCallum Karrie Rider Robyn Schlagheck
1998.....	Ariana Benardo Chris Bushby Jenny Hehnke Alicia Judd Aimee Juedemann Kendell Kimbrough Keri McCallum Karrie Rider



## I HISTORY | ALL-TIME SEC CHAMPIONSHIP RESULTS

### *1998 (Columbus, Ga.)*

May 8	South Carolina.....	L.....	0-2
May 8	Georgia.....	W.....	3-2
May 9	South Carolina.....	W.....	3-0
May 9	Florida.....	W.....	1-0
May 10	Florida.....	W.....	1-0
May 10	Alabama.....	L.....	4-5 (9)

### *1999 (Columbus, Ga.)*

May 13	Alabama.....	W.....	6-3
May 14	#24 Tennessee.....	L.....	2-4
May 15	#14 South Carolina.....	W.....	2-1
May 16	#7 LSU.....	L.....	0-2 (9)

### *2000 (Columbus, Ga.)*

May 11	Arkansas.....	L.....	1-2
May 12	Auburn.....	W.....	9-3
May 13	#11 Alabama.....	L.....	3-4

### *2001 (Chattanooga, Tenn.)*

May 10	Florida.....	W.....	1-0
May 11	#3 LSU.....	L.....	1-2
May 12	Arkansas.....	L.....	2-7

### *2002 (Chattanooga, Tenn.)*

May 9	South Carolina.....	L.....	5-11
May 10	Arkansas.....	W.....	5-1
May 11	#25 Georgia.....	L.....	1-7

### *2003 (Plant City, Fla.)*

May 8	#7 Georgia.....	L.....	0-3
May 9	#19 South Carolina.....	L.....	1-2

### *2004 (Tuscaloosa, Ala.)*

May 13	#10 Tennessee.....	W.....	8-2
May 14	#6 Georgia.....	L.....	2-11 (5)
May 15	#12 Auburn.....	L.....	3-4

### *2005 (Gainesville, Fla.)*

May 12	#9 Alabama.....	L.....	0-5
May 13	South Carolina.....	W.....	4-1
May 14	#11 Tennessee.....	L.....	0-3

### *2007 (Auburn, Ala.)*

May 10	#25 Florida.....	L.....	0-3
--------	------------------	--------	-----

### *2008 (Auburn, Ala.)*

May 8	Alabama.....	L.....	0-1
-------	--------------	--------	-----

### *2011 (Oxford, Miss.)*

May 12	#4 Alabama.....	L.....	1-5
--------	-----------------	--------	-----

### *2012 (Tuscaloosa, Ala.)*

May 10	#3 Alabama.....	L.....	2-5
--------	-----------------	--------	-----

### *2014 (Columbia, S.C.)*

May 7	#16 Kentucky.....	L.....	3-4 (9)
-------	-------------------	--------	---------

### *2015 (Baton Rouge, La.)*

May 10	#10 Missouri.....	L.....	0-9 (6)
--------	-------------------	--------	---------

### *2016 (Starkville, Miss.)*

May 11	#4 Alabama.....	L.....	5-7
--------	-----------------	--------	-----

### *2017 (Knoxville, Tenn.)*

May 10	#19 Ole Miss.....	L.....	1-2
--------	-------------------	--------	-----

**All-Time Record: 11-24 (16 Appearances)**

## SEC CHAMPIONSHIP BREAKDOWN

Appearances	16
Overall Record	11-24
In Opening Game	3-13
In Extra Innings	0-3
In One-Run Games	5-9
Vs. Ranked Teams	2-17
In Auburn, Ala.	0-2
In Baton Rouge, La.	0-1
In Chattanooga, Tenn.	2-4
In Columbia, S.C.	0-1
In Columbus, Ga.	7-6
In Gainesville, Fla.	1-2
In Knoxville, Tenn.	0-1
In Oxford, Miss.	0-1
In Plant City, Fla.	0-2
In Starkville, Miss.	0-1
In Tuscaloosa, Ala.	1-3
On May 7	0-1
On May 8	1-3
On May 9	2-2
On May 10	3-5
On May 11	0-4
On May 12	1-3
On May 13	3-1
On May 14	0-3
On May 15	1-1
On May 16	0-1
vs. Alabama	1-7
vs. Arkansas	1-2
vs. Auburn	1-1
vs. Florida	3-1
vs. Georgia	1-3
vs. Kentucky	0-1
vs. LSU	0-2
vs. Missouri	0-1
vs. Ole Miss	0-1
vs. South Carolina	3-3
vs. Tennessee	1-2

## SEC CHAMPIONSHIP SUPERLATIVES

### BATTING

#### Individual

Most At-Bats, Game:	5, 7x, last Jessica Offutt, Caroline Seitz and Logan Foulks vs. Kentucky (May 7, 2014)
Most At-Bats, Series:	22, Karrie Rider (1998)
Most At-Bats, Career:	43, Karrie Rider (1998-2000)
Most Runs, Game:	3, twice, last by Iyhia McMichael vs. Tennessee (May 13, 2004)
Most Runs, Series:	4, Iyhia McMichael (2004)
Most Runs, Career:	9, Kelli Wilkerson (1999-2002)
Most Hits, Game:	3, 3x, last by Kate Jaspers vs. Tennessee (May 13, 2004)
Most Hits, Series:	7, Michelle Gates and Jenny Hehnke (1998)
Most Hits, Career:	16, Jenny Hehnke (1998-2000)
Most Walks, Game:	3, Kate Jaspers vs. South Carolina (May 9, 2002)
Most Walks, Series:	4, Jennifer Waterman (2004)
Most Walks, Career:	9, Kelli Wilkerson (1999-2002)
Most Doubles, Game:	1, multiple times, last by Julia Echols vs. Kentucky (May 7, 2014)
Most Doubles, Series:	2, 3x, last by Jenny Hehnke and Keri McCallum (1999)
Most Doubles, Career:	3, Michelle Gates (1997-2000)
Most Triples, Game:	1, 5x, last by Katie Anne Bailey vs. Kentucky (May 7, 2014)
Most Triples, Series:	1, 5x, last by Katie Anne Bailey vs. Kentucky (May 7, 2014)
Most Triples, Career:	1, 5x, last by Katie Anne Bailey vs. Kentucky (May 7, 2014)
Most Home Runs, Game:	1, 6x, last by Olivia Golden vs. Ole Miss (May 10, 2017)
Most Home Runs, Series:	1, 6x, last by Olivia Golden (2017)
Most Home Runs, Career:	1, 7x, last by Olivia Golden (2014-2017)
Most RBI, Game:	4, Kasey Whitehead vs. Auburn (May 12, 2000)
Most RBI, Series:	4, twice, last by Kasey Whitehead (2000)
Most RBI, Career:	5, Michelle Gates (1998-2000)
Most Stolen Bases, Game:	2, 3x, last by Iyhia McMichael vs. Tennessee (May 13, 2004)
Most Stolen Bases, Series:	3, Michelle Gates (1998)
Most Stolen Bases, Career:	4, Michelle Gates (1998-2000)
Most Hit By Pitches, Game:	3, twice, Julia Echols and Heidi Shape vs. Kentucky (May 7, 2014)
Most Hit By Pitches, Series:	3, twice, Julia Echols and Heidi Shape vs. Kentucky (May 7, 2014)
Most Hit By Pitches, Career:	3, twice, Julia Echols and Heidi Shape (2014)
Most Total Bases, Game:	5, Kasey Whitehead vs. Auburn (May 12, 2000)
Most Total Bases, Series:	11, Jenny Hehnke (1998)
Most Total Bases, Career:	20, Jenny Hehnke (1998-2000)

#### Team

Most At-Bats, Game:	38 vs. Alabama (May 10, 1998)
Most At-Bats, Series:	159, 1998
Most Runs, Game:	9 vs. Auburn (May 12, 2000)
Most Runs, Series:	13, twice, last in 2004
Most Hits, Game:	11 vs. Auburn (May 12, 2000)
Most Hits, Series:	39, 1998
Most Walks, Game:	5 vs. Alabama (May 12, 2011)
Most Walks, Series:	8, twice, last in 2001
Most Doubles, Game:	3 vs. Tennessee (May 13, 2004)
Most Doubles, Series:	6, 1999
Most Triples, Game:	1, 5x, last vs. Kentucky (May 7, 2014)
Most Triples, Series:	1, five times, last in 2014
Most Home Runs, Game:	2 vs. Alabama (May 13, 2000)
Most Home Runs, Series:	3, 2000
Most RBI, Game:	8 vs. Tennessee (May 13, 2004)
Most RBI, Series:	12, 2004
Most Stolen Bases, Game:	4 vs. Auburn (May 12, 2000)
Most Stolen Bases, Series:	5, 1998
Most Hit By Pitches, Game:	8, vs. Kentucky (May 7, 2014)
Most Hit By Pitches, Series:	8, 2014
Most Total Bases, Game:	18 vs. Auburn (May 12, 2000)
Most Total Bases, Series:	53, 1998

### PITCHING

#### Individual

Most Appearances, Series	6, Autumn Andreson (1998)
Most Appearances, Career:	10, Autumn Anderson (1998-99)
Most Games Started, Series:	6, Autumn Anderson (1998)
Most Games Started, Career:	10, Autumn Anderson (1998-99)
Most Innings Pitched, Game:	9.0, Autumn Anderson vs. LSU (May 15, 1999)
Most Innings Pitched, Series:	42.2, Autumn Anderson (1998)
Most Innings Pitched, Career:	71.1, Autumn Anderson (1998-99)
Most Strikeouts, Game:	11, Autumn Anderson vs. South Carolina (May 15, 1999)
Most Strikeouts, Series:	27, Autumn Anderson (1998)
Most Strikeouts, Career:	49, Autumn Anderson (1998-99)
Most Wins, Series:	4, Autumn Anderson (1998)
Most Wins, Career:	6, Autumn Anderson (1998-99)
Most Saves, Series:	1, 4x, last by Ragan Blake (2005)
Most Saves, Career:	1, 4x, last by Ragan Blake (2005)
Most Shutouts, Series:	2.5, Autumn Anderson (1998)
Most Shutouts, Career:	2.5, Autumn Anderson (1998-99)
Fewest Hits Allowed, Game (at least 7.0 IP):	3, Autumn Anderson vs. Florida (May 10, 1998)
Fewest Hits Allowed, Series (at least 7.0 IP):	4, Melissa Massey (2003)
Lowest ERA, Series (at least 7 IP):	0.81, Ragan Blake (2005)
Least Walks Allowed, Series (at least 7 IP):	1, 3x, last by Stephanie Becker (2011)
Complete Games, Series:	5, Autumn Anderson (1998)
Complete Games, Career:	7, Autumn Anderson (1998-99)

#### Team

Most Innings Pitched, Game:	9.0 vs. LSU (May 15, 1999)
Most Innings Pitched, Series:	43.2, 1998
Least Hits Allowed, Game:	1 vs. Florida (May 10, 2001)
Least Hits Allowed, Series:	2, 2008
Least Runs Allowed, Game:	0, 4x, last vs. Florida (May 10, 2001)
Most Strikeouts, Game:	11 vs. South Carolina (May 15, 1999)
Most Strikeouts, Series:	27, 1998
Least Walks Allowed, Game:	0, twice, last vs. South Carolina (May 13, 2005)
Most Complete Games, Series:	5, 1998
Most Shutouts, Series:	3, 1998
Most Wins, Series:	4, 1998
Longest Winning Streak:	4 Games, 1998

## I HISTORY | ALL-TIME NCAA REGIONAL RESULTS

### 2000 (Seattle, Wash.)

May 18	Chattanooga	W	6-1
May 19	Utah	W	11-3 (6)
May 20	No. 1 Washington	L	1-4
May 20	Utah	L	1-4

### 2002 (Lafayette, La.)

May 16	No. 4 Arizona State	L	1-4
May 16	Northwestern State	W	9-6
May 18	No. 19 Louisiana	L	3-10

### 2003 (Lincoln, Neb.)

May 15	Florida International	W	4-2
May 16	No. 8 Washington	L	0-8 (6)
May 16	No. 11 Nebraska	L	0-8 (6)

### 2004 (Lincoln, Neb.)

May 20	Iowa	W	2-1 (8)
May 21	No. 2 California	L	1-2
May 21	Florida Atlantic	L	0-1

### 2005 (Austin, Texas)

May 20	Texas A&M Corpus Christi	W	1-0
May 21	No. 5 Texas	L	0-2
May 22	Texas A&M Corpus Christi	W	2-1
May 22	No. 5 Texas	L	0-2

### 2007 (Tuscon, Ariz.)

May 18	Pacific	W	7-1
May 19	No. 4 Arizona	L	0-8
May 19	Pacific	L	10-12

### 2008 (Tempe, Ariz.)

May 16	Hawai'i	L	7-9
May 17	Stony Brook	W	8-3
May 17	Hawai'i	L	4-7

### 2009 (Tempe, Ariz.)

May 15	No. 14 California	L	3-8
May 16	No. 16 Florida State	L	0-5

### 2012 (Eugene, Ore.)

May 17	BYU	L	3-4 (9)
May 18	Portland State	L	0-2

### 2013 (Mobile, Ala.)

May 17	No. 19 Florida State	L	2-5
May 18	Mississippi Valley State	W	2-1
May 18	No. 15 South Alabama	L	0-3

### 2014 (Lafayette, La.)

May 16	Texas	L	0-1
May 17	Texas Southern	W	5-3
May 17	Texas	L	3-4

### 2015 (Lafayette, La.)

May 15	Baylor	L	4-8
May 16*	Weber State	W	2-0
May 17	Baylor	L	0-2

### 2017 (Salt Lake City, Utah)

May 18	#21 BYU	L	0-8 (6)
May 19	Fordham	L	3-9

## All-Time Record: 12-26 (13 Appearances)

\*Game was postponed on 5/16 and not completed until 5/17 due to weather



## NCAA REGIONAL BREAKDOWN

Appearances	13
Overall Record	12-26
In Opening Game	5-8
In Extra Innings	1-1
In One-Run Games	4-5
Vs. Ranked Teams	0-18
In Austin, Texas	2-2
In Eugene, Ore.	0-2
In Lafayette, La.	3-6
In Lincoln, Neb.	2-4
In Mobile, Ala.	1-2
In Salt Lake City, Utah	0-2
In Seattle, Wash.	2-2
In Tallahassee, Fla.	0-2
In Tempe, Ariz.	1-2
In Tucson, Ariz.	1-2
vs. ACC	0-2
vs. Atlantic 10	0-1
vs. America East	1-0
vs. Big Sky	1-0
vs. Big Ten	1-1
vs. Big West	1-3
vs. Big 12	0-6
vs. Pac-12	1-7
vs. Pacific Coast Softball Conference	0-2
vs. Southern	1-0
vs. Southland	3-0
vs. Southwestern	2-0
vs. Sun Belt	1-3
vs. West Coast Conference	0-1
On May 15	1-2
On May 16	2-6
On May 17	2-5
On May 18	3-4
On May 19	1-3
On May 20	2-2
On May 21	0-3
On May 22	1-1
vs. Arizona	0-1
vs. Arizona State	0-1
vs. Baylor	1-0
vs. BYU	0-2
vs. California	0-2
vs. Chattanooga	1-0
vs. Florida Atlantic	0-1
vs. Florida International	1-0
vs. Florida State	0-2
vs. Fordham	0-1
vs. Hawai'i	0-2
vs. Iowa	1-0
vs. Louisiana-Lafayette	0-1
vs. Mississippi Valley State	1-0
vs. Nebraska	0-1
vs. Northwestern State	1-0
vs. Pacific	1-1
vs. Portland State	0-1
vs. South Alabama	0-1
vs. Stony Brook	1-0
vs. Texas	0-4
vs. Texas Southern	1-0
vs. Texas A&M-CC	2-0
vs. Utah	1-1
vs. Washington	0-2
vs. Weber State	1-0

## NCAA REGIONAL SUPERLATIVES

### BATTING

#### Individual

Most At-Bats, Game:	5, Chelsea Bramlett vs. Hawaii (May 16, 2008)
Most At-Bats, Series:	13, 3x, last by Courtney Bures and Jennifer Jessup (2005)
Most At-Bats, Career:	31, Courtney Bures (2005-08)
Most Runs, Game:	2, many times, last in 2008 by four players
Most Runs, Series:	5, Hayle Guess (2008)
Most Runs, Career:	8, Chelsea Bramlett (2007-09)
Most Hits, Game:	3, many times, last by Reggie Harrison and Emily Heimberger vs. Fordham (May 19, 2017)
Most Hits, Series:	7, Ali Bainbridge (2008)
Most Hits, Career:	13, Chelsea Bramlett (2007-09)
Most Walks, Game:	3, 3x, last by Mackenzie Toler vs. Baylor (May 15, 2015)
Most Walks, Series:	6, twice, last by Jessie Bailey (2007)
Most Walks, Career:	6, three times, last by Mackenzie Toler (2014-15)
Most Doubles, Game:	2, twice, last Reggie Harrison vs. Fordham (May 19, 2017)
Most Doubles, Series:	2, 4x, last by Reggie Harrison (2017)
Most Doubles, Career:	2, 7x, last by Reggie Harrison (2017)
Most Triples, Game:	1, 4x, last by Emily Heimberger vs. Fordham (May 19, 2017)
Most Triples, Series:	1, 4x, last by Emily Heimberger (2017)
Most Triples, Career:	1, 4x, last Emily Heimberger (2017)
Most Home Runs, Game:	1, 10x, last by Caroline Seitz vs. Baylor (May 17, 2015)
Most Home Runs, Series:	2, Caroline Seitz (2015)
Most Home Runs, Career:	2, Caroline Seitz (2014-17)
Most RBI, Game:	7, Hayle Guess vs. Pacific (May 18, 2007)
Most RBI, Series:	8, Hayle Guess (2007)
Most RBI, Career:	12, Hayle Guess (2004-08)
Most Stolen Bases, Game:	3, Loryn Nichols vs. Weber State (May 16, 2015)
Most Stolen Bases, Series:	3, Loryn Nichols (2015)
Most Stolen Bases, Career:	5, Loryn Nichols (2013-15)
Most Hit By Pitches, Game:	2, Julia Echols vs. Baylor (May 15, 2015)
Most Hit By Pitches, Series:	2, 4x, last by Julia Echols (2015)
Most Hit By Pitches, Career:	4, Julia Echols (2015)
Most Total Bases, Game:	7, Hayle Guess vs. Pacific (May 18, 2007)
Most Total Bases, Series:	10, Hayle Guess (2008)
Most Total Bases, Career:	19, Hayle Guess (2004-08)

#### Team

Most At-Bats, Game:	33, twice, last vs. BYU (May 17, 2012)
Most At-Bats, Series:	98, 2000
Most Runs, Game:	11, vs. Utah (May 19, 2000)
Most Runs, Series:	19, twice, last in 2008
Most Hits, Game:	16 vs. Hawaii (May 16, 2008)
Most Hits, Series:	38, 2008
Most Walks, Game:	8, vs. Pacific (May 19, 2007)
Most Walks, Series:	16, 2007
Most Doubles, Game:	3, twice, last vs. Fordham (May 19, 2017)
Most Doubles, Series:	5, twice, last in 2015
Most Triples, Game:	1, 4x, last vs. Fordham (May 19, 2017)
Most Triples, Series:	1, 4x, last in 2017
Most Home Runs, Game:	2, vs. Baylor (May 15, 2015)
Most Home Runs, Series:	3, twice, last in 2015
Most RBI, Game:	11 vs. Utah (May 19, 2000)
Most RBI, Series:	18, twice, last in 2008
Most Stolen Bases, Game:	4, 3x, last vs. Weber State (May 16, 2015)
Most Stolen Bases, Series:	8, 2015
Most Hit By Pitches, Game:	3, vs. Texas (May 17, 2014)
Most Hit By Pitches, Series:	6, 2014
Most Total Bases, Game:	19, vs. Hawai'i (May 16, 2008)
Most Total Bases, Series:	50, 2008

### PITCHING

#### Individual

Most Appearances, Series:	4, Jennifer Pursell (2000)
Most Appearances, Career:	8, twice, last Alexis Silkwood (2014-17)
Most Games Started, Series:	3, Misty Flesher (2008)
Most Games Started, Career:	6, twice, last Alexis Silkwood (2014-17)
Most Innings Pitched, Game:	8.0, Melissa Massey vs. Iowa (May 20, 2004)
Most Innings Pitched, Series:	19, Alexis Silkwood (2015)
Most Innings Pitched, Career:	39.1, Kelli Miller (2004-07)
Most Strikeouts, Game:	13, twice, last Alexis Silkwood vs. Texas Southern (May 17, 2014)
Most Strikeouts, Series:	20, Alison Owen (2013)
Most Strikeouts, Career:	35, Alexis Silkwood (2014-17)
Most Wins, Series:	2, Jennifer Pursell (2000)
Most Wins, Career:	2, 3x, last by Alexis Silkwood (2014-17)
Most Saves, Series:	N/A
Most Saves, Career:	N/A
Most Shutouts, Series:	1, twice, last by Alexis Silkwood (2015)
Most Shutouts, Career:	1, twice, last by Alexis Silkwood (2014-17)
Fewest Hits Allowed, Series (at least 7.0 IP):	5, twice, last Alexis Silkwood (2014)
Lowest ERA, Series (at least 7.0 IP):	0.44 in 16.0 IP, Kelli Miller (2005)
Fewest Walks Allowed, Series (at least 7.0 IP):	0 in 16.0 IP, Kelli Miller (2005)
Complete Games, Series:	2, 3x, last by Alexis Silkwood (2015)
Complete Games, Career:	3, twice, last by Alexis Silkwood (2014-17)

#### Team

Most Innings Pitched, Game:	8.0, vs. Iowa (May 20, 2004)
Most Innings Pitched, Series:	28.0, 2005
Fewest Runs Allowed, Game:	0, twice, last vs. Weber State (May 16, 2015)
Most Strikeouts, Game:	13, 3x, last vs. Texas Southern (May 17, 2014)
Most Strikeouts, Series:	24, twice, last 2014
Most Complete Games, Series:	2, four times, last in 2015
Most Shutouts, Series:	1, twice, last in 2015
Most Wins, Series:	2, 2000 and 2005
Longest Winning Streak:	2 Games, 2000

## BATTING

### Batting Average (min. 200 AB)

1.	.461 (359-779) ..	Chelsea Bramlett .....	2007-10
2.	.429 (318-742) ..	Kellie Wilkerson .....	1999-02
3.	.390 (319-818) ..	Keri McCallum .....	1997-00
4.	.382 (292-765) ..	Iyhia McMichael .....	2001-04
5.	.372 (281-755) ..	Courtney Bures .....	2005-08
6.	.341 (264-775) ..	Jenny Hehnke .....	1997-00
7.	.339 (220-649) ..	Ka'ili Smith .....	2009-12
8.	.332 (255-767) ..	Michelle Gates .....	1997-00
9.	.314 (230-733) ..	Caroline Seitz .....	2014-17
	.314 (174-555) ..	Jennifer Nelson .....	2000-03

### Games Played

1.	278 ....	Briana Bell .....	2008-13
2.	262 ....	Kellie Wilkerson .....	1999-02
3.	258 ....	Iyhia McMichael .....	2001-04
4.	255 ....	Hayle Guess .....	2004-08
	255 ....	Jennifer Jessup .....	2001-05
6.	251 ....	Courtney Bures .....	2005-08
7.	248 ....	Karrie Rider .....	1997-00
	248 ....	Kate Jaspers .....	2001-04
	248 ....	Jenny Hehnke .....	1997-00
10.	247 ....	Michelle Gates .....	1997-00
	247 ....	Keri McCallum .....	1997-00

### Games Started

1.	260 ....	Kellie Wilkerson .....	1999-02
2.	258 ....	Iyhia McMichael .....	2001-04
3.	255 ....	Hayle Guess .....	2004-08
4.	251 ....	Jennifer Jessup .....	2001-05
	251 ....	Courtney Bures .....	2005-08
6.	248 ....	Karrie Rider .....	1997-00
7.	247 ....	Michelle Gates .....	1997-00
8.	246 ....	Jenny Hehnke .....	1997-00
	246 ....	Briana Bell .....	2008-13
10.	244 ....	Keri McCallum .....	1997-00

### At-Bats

1.	818 ....	Keri McCallum .....	1997-00
2.	779 ....	Chelsea Bramlett .....	2007-10
3.	775 ....	Jenny Hehnke .....	1997-00
4.	767 ....	Michelle Gates .....	1997-00
5.	765 ....	Iyhia McMichael .....	2001-04
6.	755 ....	Courtney Bures .....	2005-08
7.	742 ....	Kellie Wilkerson .....	1999-02
8.	733 ....	Caroline Seitz .....	2014-17
9.	730 ....	Hayle Guess .....	2004-08
10.	721 ....	Karrie Rider .....	1997-00

### Runs Scored

1.	219 ....	Chelsea Bramlett .....	2007-10
2.	218 ....	Iyhia McMichael .....	2001-04
3.	198 ....	Kellie Wilkerson .....	1999-02
4.	191 ....	Keri McCallum .....	1997-00
5.	160 ....	Courtney Bures .....	2005-08
6.	152 ....	Hayle Guess .....	2004-08
7.	144 ....	Briana Bell .....	2008-13
8.	140 ....	Michelle Gates .....	1997-00
9.	129 ....	Ka'ili Smith .....	2009-12
10.	127 ....	Ali Bainbridge .....	2008-11

### Hits

1.	359 ....	Chelsea Bramlett .....	2007-10
2.	319 ....	Keri McCallum .....	1997-00
3.	318 ....	Kellie Wilkerson .....	1999-02
4.	292 ....	Iyhia McMichael .....	2001-04
5.	281 ....	Courtney Bures .....	2005-08
6.	264 ....	Jenny Hehnke .....	1997-00
7.	255 ....	Michelle Gates .....	1997-00
8.	230 ....	Caroline Seitz .....	2014-17
9.	223 ....	Hayle Guess .....	2004-08
10.	220 ....	Ka'ili Smith .....	2009-12

### Doubles

1.	61 ....	Kellie Wilkerson .....	1999-02
2.	55 ....	Michelle Gates .....	1997-00
3.	53 ....	Caroline Seitz .....	2014-17
4.	52 ....	Courtney Bures .....	2005-08
5.	50 ....	Iyhia McMichael .....	2001-04
	43 ....	Keri McCallum .....	1997-00
7.	41 ....	Ali Bainbridge .....	2008-11
8.	37 ....	Sam Lenahan .....	2011-14
9.	36 ....	Jennifer Waterman .....	2001-04
10.	35 ....	Jenny Hehnke .....	1997-00

### Triples

1.	38 ....	Keri McCallum .....	1997-00
2.	26 ....	Iyhia McMichael .....	2001-04
3.	21 ....	Michelle Gates .....	1997-00
4.	15 ....	Courtney Bures .....	2005-08
5.	14 ....	Hayle Guess .....	2004-08
6.	13 ....	Katie Anne Bailey .....	2014-17
7.	12 ....	Nakita Boyce .....	2005-08
8.	11 ....	Chelsea Bramlett .....	2007-10
9.	10 ....	Kayla Winkfield .....	2013-16
	10 ....	Jennifer Nelson .....	2000-03
	10 ....	Meg Hartnett .....	1983-86
	10 ....	Melanie Morgan .....	1983-86

### Home Runs

1.	44 ....	Kellie Wilkerson .....	1999-02
2.	37 ....	Caroline Seitz .....	2014-17
	37 ....	Iyhia McMichael .....	2001-04
4.	31 ....	Courtney Bures .....	2005-08
5.	30 ....	Sam Lenahan .....	2011-14
6.	27 ....	Jessica Cooley .....	2010-13
7.	26 ....	Briana Bell .....	2008-13
8.	20 ....	Logan Foulks .....	2013-14
9.	18 ....	Hayle Guess .....	2004-08
	18 ....	Ka'ili Smith .....	2009-12

### Runs Batted In

1.	193 ....	Courtney Bures .....	2005-08
2.	182 ....	Iyhia McMichael .....	2001-04
3.	175 ....	Kellie Wilkerson .....	1999-02
4.	166 ....	Caroline Seitz .....	2014-17
5.	159 ....	Michelle Gates .....	1997-00
6.	147 ....	Sam Lenahan .....	2011-14
7.	140 ....	Ka'ili Smith .....	2009-12
8.	120 ....	Jennifer Waterman .....	2001-04
9.	119 ....	Briana Bell .....	2008-13
10.	111 ....	Hayle Guess .....	2004-08

### Slugging Percentage

1.	.713 ....	Kellie Wilkerson (742 AB) .....	1999-02
2.	.660 ....	Iyhia McMichael (765 AB) .....	2001-04
3.	.604 ....	Courtney Bures (755 AB) .....	2005-08
4.	.565 ....	Keri McCallum (818 AB) .....	1997-00
5.	.554 ....	Caroline Seitz (733 AB) .....	2014-17
6.	.536 ....	Logan Foulks (349 AB) .....	2013-14
7.	.529 ....	Chelsea Bramlett (779 AB) .....	2007-10
8.	.522 ....	Michelle Gates (767 AB) .....	1997-00
9.	.512 ....	Sam Lenahan (613 AB) .....	2011-14
10.	.502 ....	Ka'ili Smith (649 AB) .....	2009-12

### Total Bases

1.	529 ....	Kellie Wilkerson .....	1999-02
2.	505 ....	Iyhia McMichael .....	2001-04
3.	462 ....	Keri McCallum .....	1997-00
4.	456 ....	Courtney Bures .....	2005-08
5.	412 ....	Chelsea Bramlett .....	2007-10
6.	406 ....	Caroline Seitz .....	2014-17
7.	400 ....	Michelle Gates .....	1997-00
8.	331 ....	Hayle Guess .....	2004-08
9.	326 ....	Ka'ili Smith .....	2009-12
	314 ....	Sam Lenahan .....	2011-14

### Walks

1.	177 ....	Kellie Wilkerson .....	1999-02
2.	146 ....	Iyhia McMichael .....	2001-04
3.	140 ....	Sam Lenahan .....	2011-14
4.	111 ....	Ka'ili Smith .....	2009-12
5.	92 ....	Mackenzie Toler .....	2014-16
6.	91 ....	Briana Bell .....	2008-13
7.	86 ....	Katie Cooley .....	2004-07
8.	85 ....	Cheri Smith .....	1998-01
9.	83 ....	Heidi Shape .....	2011-14
10.	76 ....	Jessica Cooley .....	2010-13

### Hit By Pitch

1.	55 ....	Briana Bell .....	2008-13
2.	36 ....	Heidi Shape .....	2011-14
3.	33 ....	Keri McCallum .....	1997-00
4.	32 ....	Julia Echols .....	2013-15
5.	28 ....	Courtney Bures .....	2005-08
6.	26 ....	<b>Sarai Niu</b> .....	<b>2016-Pr.</b>
	26 ....	Ali Bainbridge .....	2008-11
8.	24 ....	Sam Lenahan .....	2011-14
9.	19 ....	Ashley Phillips .....	2012-15
10.	18 ....	Kellie Wilkerson .....	1999-02

### Strikeouts

1.	172 ....	Sam Lenahan .....	2011-14
2.	166 ....	Nakita Boyce .....	2005-08
3.	159 ....	Briana Bell .....	2008-13
4.	155 ....	Jessica Cooley .....	2010-13
5.	133 ....	Jessie Bailey .....	2007-10
6.	121 ....	Kendell Kimbrough .....	1997-00
7.	120 ....	Loryn Nichols .....	2013-16
8.	118 ....	Callye Williams .....	2003-06
9.	117 ....	Hayle Guess .....	2004-08
10.	114 ....	Heidi Shape .....	2011-14

### On Base Percentage (min. 200 AB)

1.	.544 ....	Kellie Wilkerson (742 AB) .....	1999-02
2.	.501 ....	Chelsea Bramlett (779 AB) .....	2007-10
3.	.481 ....	Iyhia McMichael (765 AB) .....	2001-04
4.	.441 ....	Courtney Bures (755 AB) .....	2005-08
5.	.440 ....	Mackenzie Toler (393 AB) .....	2014-16
	.440 ....	Ka'ili Smith (649 AB) .....	2009-12
7.	.439 ....	Keri McCallum (818 AB) .....	1997-00
	.439 ....	Sam Lenahan (613 AB) .....	2011-14
9.	.414 ....	Briana Bell (671 AB) .....	2008-13
10.	.411 ....	Julia Echols (388 AB) .....	2013-15

### Sacrifice Flies

1.	12 ....	Courtney Bures .....	2005-08
2.	9 .....	Chelsea Bramlett .....	2007-10
	9 .....	Katie Cooley .....	2004-07
4.	8 .....	Katie Anne Bailey .....	2014-17
	8 .....	Karrie Rider .....	1997-00
	8 .....	Michelle Gates .....	1997-00
7.	7 .....	Caroline Seitz .....	2014-17
	7 .....	Briana Bell .....	2008-13
	7 .....	Heidi Shape .....	2011-14
	7 .....	Kate Jaspers .....	2001-04
	7 .....	Iyhia McMichael .....	2001-04
	7 .....	Jennifer Waterman .....	2001-04

## I RECORDS | INDIVIDUAL CAREER RECORDS

### Sacrifice Hits

1.	50	.....	Karrie Rider	.....	1997-00
2.	46	.....	Kate Jaspers	.....	2001-04
3.	42	.....	Cheri Smith	.....	1998-01
4.	38	.....	Jenny Hehnke	.....	1997-00
5.	35	.....	Tracy Clark	.....	1997-99
6.	32	.....	Jennifer Nelson	.....	2000-03
7.	30	.....	Ali Bainbridge	.....	2008-11
8.	28	.....	Nakita Boyce	.....	2005-08
9.	27	.....	Heidi Shape	.....	2011-14
10.	24	.....	Amanda Ivy	.....	2014-17

### Stolen Bases

1.	207	...	Chelsea Bramlett (207-224)	.....	2007-10
2.	141	...	lyhia McMichael (141-157)	.....	2001-04
3.	90	...	Keri McCallum (90-114)	.....	1997-00
4.	85	...	Loryn Nichols (85-92)	.....	2013-16
5.	84	...	Kellie Wilkerson (84-104)	.....	1999-02
6.	81	...	Michelle Gates (81-102)	.....	1997-00
7.	75	...	Kayla Winkfield (75-90)	.....	2013-16
	75	...	Hayle Guess (75-86)	.....	2004-08
9.	67	...	Nakita Boyce (67-75)	.....	2005-08
10.	61	...	Briana Bell (61-75)	.....	2008-13

## PITCHING

### ERA (min. 50 IP)

1.	1.26	...	Kim Davis (239.0 IP)	.....	1985-86
2.	1.57	...	Autumn Anderson (529.2 IP)	.....	1998-99
3.	1.62	...	Kellie Wilkerson (208.0 IP)	.....	1999-02
4.	1.77	...	Vicki Bonar (257.0 IP)	.....	1984-85
5.	1.91	...	Michelle Gates (176.0 IP)	.....	1997-00
6.	1.95	...	Alicia Judd (272.2 IP)	.....	1997-98
7.	1.99	...	Jennifer Pursell (454.2 IP)	.....	2000-01
8.	2.05	...	Ragan Blake (259.2 IP)	.....	2005-06
9.	2.12	...	Kelli Miller (454.2 IP)	.....	2004-07

### Wins

1.	59	.....	Alexis Silkwood (59-45)	.....	2014-17
2.	55	.....	Melissa Massey (55-41)	.....	2002-05
3.	49	.....	Autumn Anderson (49-26)	.....	1998-99
4.	45	.....	Kelli Miller (45-34)	.....	2004-07
5.	44	.....	Misty Flesher (44-27)	.....	2008-12
6.	42	.....	Jennifer Pursell (42-29)	.....	2000-01
7.	38	.....	Stephanie Becker (38-36)	.....	2010-13
	38	.....	Stephanie Comeaux (38-30)	.....	2004-07
9.	35	.....	Alison Owen (35-25)	.....	2013-14
	35	.....	Kelsey Nurnberg (35-26)	.....	2007-09

### Losses

1.	45	.....	Alexis Silkwood (59-45)	.....	2014-17
2.	41	.....	Melissa Massey (55-41)	.....	2002-05
3.	36	.....	Stephanie Becker (38-36)	.....	2010-13
4.	34	.....	Kelli Miller (45-34)	.....	2004-07
5.	30	.....	Stephanie Comeaux (38-30)	.....	2004-07
6.	29	.....	Kylie Vry (26-29)	.....	2010-13
	29	.....	Lindsey Dunlap (24-29)	.....	2009-12
	29	.....	Jennifer Pursell (42-29)	.....	2000-01
9.	27	.....	Misty Flesher (44-27)	.....	2008-12
10.	26	.....	Kelsey Nurnberg (35-26)	.....	2007-09
	26	.....	Autumn Anderson (49-26)	.....	1998-99

### Saves

1.	32	.....	Kellie Wilkerson	.....	1999-02
2.	12	.....	Sara Hickerson	.....	2004-07
3.	9	.....	Alexis Silkwood	.....	2014-17
4.	8	.....	Lindsey Dunlap	.....	2009-12
5.	7	.....	Ragan Blake	.....	2005-06
	7	.....	Jennifer Pursell	.....	2000-01
7.	6	.....	Misty Flesher	.....	2008-12
	6	.....	Kylie Vry	.....	2010-13
	6	.....	Alison Owen	.....	2013-14
10.	5	.....	Stephanie Comeaux	.....	2004-07
	5	.....	Elizabeth Woolven	.....	2008-10
	5	.....	Stephanie Owens	.....	2003
	5	.....	Courtney Frank	.....	2000-03

### Innings Pitched

1.	665.0	..	Alexis Silkwood	.....	2014-17
2.	580.2	..	Melissa Massey	.....	2002-05
3.	529.2	..	Autumn Anderson	.....	1998-99
4.	511.1	..	Stephanie Becker	.....	2010-13
5.	454.2	..	Kelli Miller	.....	2004-07
	454.2	..	Jennifer Pursell	.....	2000-01
7.	424.2	..	Misty Flesher	.....	2008-12
8.	422.2	..	Stephanie Comeaux	.....	2004-07
9.	404.2	..	Kelsey Nurnberg	.....	2007-09
10.	384.0	..	Kasey Whitehead	.....	2000-02

### Appearances

1.	145	.....	Alexis Silkwood	.....	2014-17
2.	135	.....	Stephanie Becker	.....	2010-13
3.	131	.....	Melissa Massey	.....	2002-05
4.	123	.....	Misty Flesher	.....	2008-12
5.	116	.....	Kylie Vry	.....	2010-13
6.	110	.....	Kelli Miller	.....	2004-07
7.	107	.....	Stephanie Comeaux	.....	2004-07
8.	105	.....	Kellie Wilkerson	.....	1999-02
9.	101	.....	Kelsey Nurnberg	.....	2007-09
	101	.....	Autumn Anderson	.....	1998-99

### Games Started

1.	103	.....	Melissa Massey	.....	2002-05
2.	96	.....	Alexis Silkwood	.....	2014-17
3.	86	.....	Stephanie Becker	.....	2010-13
4.	82	.....	Kelli Miller	.....	2004-07
5.	77	.....	Stephanie Comeaux	.....	2004-07
6.	72	.....	Kelsey Nurnberg	.....	2007-09
7.	67	.....	Autumn Anderson	.....	1998-99
8.	66	.....	Jennifer Pursell	.....	2000-01
9.	64	.....	Misty Flesher	.....	2008-12
10.	57	.....	Kylie Vry	.....	2010-13

### Complete Games

1.	50	.....	Alexis Silkwood	.....	2014-17
2.	45	.....	Melissa Massey	.....	2002-05
3.	44	.....	Autumn Anderson	.....	1998-99
4.	36	.....	Jennifer Pursell	.....	2000-01
5.	34	.....	Alison Owen	.....	2013-14
6.	30	.....	Vicki Bonar	.....	1984-85
7.	28	.....	Kim Davis	.....	1985-86
8.	26	.....	Misty Flesher	.....	2008-12
	26	.....	Kelli Miller	.....	2004-07
10.	25	.....	Stephanie Becker	.....	2010-13

### Shutouts

1.	14	.....	Melissa Massey	.....	2002-05
	14	.....	Kelli Miller	.....	2004-07
3.	13	.....	Alexis Silkwood	.....	2014-17
	13	.....	Autumn Anderson	.....	1998-99
5.	10	.....	Jennifer Pursell	.....	2000-01
6.	9	.....	Alicia Judd	.....	1997-98
7.	8	.....	Alison Owen	.....	2013-14
	8	.....	Kim Davis	.....	1985-86
9.	7	.....	Ragan Blake	.....	2005-06
	7	.....	Kylie Vry	.....	2010-13

### Solo No-Hitters

1.	2	.....	<b>Cassady Knudsen</b>	.....	<b>2015-Pr.</b>
2.	.....	.....	Stephanie Becker	.....	2010-13
2.	.....	.....	Stephanie Comeaux	.....	2004-07
2.	.....	.....	Ragan Blake	.....	2005-06
2.	.....	.....	Melissa Massey	.....	2002-05
6.	1	.....	Alexis Silkwood	.....	2014-17
1	.....	.....	Alison Owen	.....	2013-14
1	.....	.....	Kylie Vry	.....	2010-13
1	.....	.....	Kelli Miller	.....	2004-07
1	.....	.....	Jennifer Pursell	.....	2000-01
1	.....	.....	Jenny Hehnke	.....	1997-2000
1	.....	.....	Alicia Judd	.....	1997-98

### Solo Perfect Games

1.	1	.....	Jenny Hehnke	.....	1997-2000
----	---	-------	--------------	-------	-----------

### Strikeouts

1.	555	.....	Alexis Silkwood	.....	2014-17
2.	473	.....	Alison Owen	.....	2013-14
3.	451	.....	Stephanie Becker	.....	2010-13
4.	406	.....	Autumn Anderson	.....	1998-99
5.	341	.....	Melissa Massey	.....	2002-05
6.	296	.....	Lindsey Dunlap	.....	2009-12
7.	290	.....	Kylie Vry	.....	2010-13
8.	269	.....	Stephanie Comeaux	.....	2004-07
9.	257	.....	Misty Flesher	.....	2008-12
10.	250	.....	Jennifer Pursell	.....	2000-01

### Strikeouts per Seven Innings (min. 135 IP)

1.	8.83	.....	Alison Owen (375.0 IP)	.....	2013-14
2.	6.50	.....	Ragan Blake (259.2 IP)	.....	2005-06
3.	<b>6.34</b>	.....	<b>Cassady Knudsen (155.2 IP)</b>	.....	<b>2015-Pr.</b>
4.	6.17	.....	Stephanie Becker (511.1 IP)	.....	2010-13
5.	5.98	.....	Lindsey Dunlap (346.1 IP)	.....	2009-12
6.	5.89	.....	Kellie Wilkerson (208.0 IP)	.....	1999-02
7.	5.84	.....	Alexis Silkwood (665.0 IP)	.....	2014-17
8.	5.76	.....	Kylie Vry (352.2 IP)	.....	2010-13
9.	5.37	.....	Autumn Anderson (529.2 IP)	.....	1998-99
10.	<b>4.95</b>	.....	<b>Holly Ward (281.1 IP)</b>	.....	<b>2015-Pr.</b>

### Fewest Walks per Seven Innings (min. 135 IP)

1.	1.05	.....	Alison Owen (375.0 IP)	.....	2013-14
2.	1.23	.....	Autumn Anderson (529.2 IP)	.....	1998-99
3.	1.35	.....	Michelle Gates (176.0 IP)	.....	1997-00
4.	1.39	.....	Jennifer Pursell (454.2 IP)	.....	2000-01
5.	1.40	.....	Kelli Miller (454.2 IP)	.....	2004-07
6.	1.54	.....	Ragan Blake (259.2 IP)	.....	2005-06
7.	1.63	.....	Kelsey Nurnberg (404.2 IP)	.....	2007-09
8.	1.67	.....	Kim Davis (239.0 IP)	.....	1985-86
9.	1.75	.....	Alicia Judd (272.2 IP)	.....	1997-98
10.	1.82	.....	Kasey Whitehead (384.0 IP)	.....	2000-02

### Opponent Batting Average

1.	.193	.....	Alison Owen	.....	2013-14
2.	.195	.....	Kellie Wilkerson	.....	1999-02
3.	.215	.....	Autumn Anderson	.....	1998-99
4.	.229	.....	Ragan Blake	.....	2005-06
5.	<b>.233</b>	.....	<b>Cassady Knudsen</b>	.....	<b>2015-Pr.</b>
6.	.234	.....	Alexis Silkwood	.....	2014-17
7.	.236	.....	Jennifer Pursell	.....	2000-01
8.	.238	.....	Lindsey Dunlap	.....	2009-12
9.	<b>.247</b>	.....	<b>Holly Ward</b>	.....	<b>2015-Pr.</b>
10.	.250	.....	Stephanie Comeaux	.....	2004-07



## I RECORDS | INDIVIDUAL CAREER RECORDS

### Hits Allowed

1.	592	....	Alexis Silkwood	.....	2014-17
2.	573	....	Melissa Massey	.....	2002-05
3.	495	....	Stephanie Becker	.....	2010-13
4.	469	....	Kelli Miller	.....	2004-07
5.	448	....	Misty Flesher	.....	2008-12
6.	438	....	Kelsey Nurnberg	.....	2007-09
7.	421	....	Autumn Anderson	.....	1998-99
8.	416	....	Kasey Whitehead	.....	2000-02
9.	404	....	Jennifer Pursell	.....	2000-01
10.	400	....	Stephanie Comeaux	.....	2004-07

### Runs Allowed

1.	328	....	Stephanie Becker	.....	2010-13
2.	311	....	Alexis Silkwood	.....	2014-17
3.	307	....	Melissa Massey	.....	2002-05
4.	249	....	Kylie Vry	.....	2010-13
5.	246	....	Misty Flesher	.....	2008-12
6.	245	....	Kelsey Nurnberg	.....	2007-09
7.	219	....	Lindsey Dunlap	.....	2009-12
8.	216	....	Kelli Miller	.....	2004-07
9.	200	....	Stephanie Comeaux	.....	2004-07
10.	199	....	Kasey Whitehead	.....	2000-02

### Hit Batters

1.	58	....	Stephanie Becker	.....	2010-13
2.	55	....	Lindsey Dunlap	.....	2009-12
3.	42	....	Alexis Silkwood	.....	2014-17
4.	34	.....	<b>Holly Ward</b>	.....	<b>2015-Pr.</b>
5.	32	....	Misty Flesher	.....	2008-12
	32	....	Kylie Vry	.....	2010-13
7.	30	....	Alison Owen	.....	2013-14
8.	27	....	Stephanie Comeaux	.....	2004-07
9.	24	....	Kelli Miller	.....	2004-07
10.	17	.....	<b>Cassady Knudsen</b>	.....	<b>2015-Pr.</b>

### Wild Pitches

1.	55	....	Melissa Massey	.....	2002-05
2.	53	....	Kylie Vry	.....	2010-13
3.	35	....	Misty Flesher	.....	2008-12
4.	32	....	Alexis Silkwood	.....	2014-17
5.	29	....	Kelsey Nurnberg	.....	2007-09
6.	28	....	Stephanie Becker	.....	2010-13
	28	....	Kelli Miller	.....	2004-07
	28	....	Sara Hickerson	.....	2004-07
9.	23	....	Lindsey Dunlap	.....	2009-12
	23	....	Jennifer Nelson	.....	2000-03

### Errors

1.	66	....	Karrie Rider	.....	1997-00
2.	62	....	Courtney Bures	.....	2005-08
3.	55	....	Michelle Gates	.....	1997-00
4.	54	....	Jenny Hehnke	.....	1997-00
5.	46	....	Jennifer Jessup	.....	2001-05
6.	45	....	Callye Williams	.....	2003-06
7.	44	....	Kayla Winkfield	.....	2013-16
8.	41	....	Caroline Seitz	.....	2014-17
9.	37	....	Tanelda McDonald	.....	2002-05
10.	35	....	Heidi Shape	.....	2011-14

### Total Chances

1.	1,687	..	Cheri Smith	.....	1998-01
2.	1,447	..	Sammie Jo Bailey	.....	2006-09
3.	1,287	..	Sam Lenahan	.....	2011-14
4.	1,244	..	Kate Jaspers	.....	2001-04
5.	1,140	..	Chelsea Bramlett	.....	2007-10
6.	1,126	..	Karrie Rider	.....	1997-00
7.	1,057	..	Courtney Bures	.....	2005-08
8.	941	....	Jennifer Waterman	.....	2001-04
9.	912	....	Keri McCallum	.....	1997-00
10.	875	....	Jenny Hehnke	.....	1997-00

### Fielding Percentage (min. 50 total chances)

1.	.991	...	Lindsay Hunley (774-61-8)	.....	2005-08
2.	.988	....	Jennifer Waterman (835-95-11)	.....	2001-04
	.988	...	Kate Jaspers (1178-51-15)	....	2001-04
	.988	...	Courtney Nesbit (740-65-10)	..	2008-11
5.	.989	..	<b>Morgan Bell (334-10-4)</b>	.....	<b>2015-Pr.</b>
6.	.985	...	Amanda Ivy (197-6-3)	.....	2014-17
	.985	...	Ka'ili Smith (617-44-10)	.....	2009-12
8.	.983	...	Sam Lenahan (1085-180-22)	..	2011-14
9.	.981	....	Sammie Jo Bailey (1321-99-27)	.....	2006-09
10.	.980	...	<b>Calyn Adams (385-11-12)</b>	.....	<b>2015-Pr.</b>
	.980	...	Kellie Wilkerson (685-108-16)	....	1999-02
	.980	...	Cheri Smith (1430-223-34)	.....	1998-01

## FIELDING

### Putouts

1.	1,430	..	Cheri Smith	.....	1998-01
2.	1,321	..	Sammie Jo Bailey	.....	2006-09
3.	1,178	..	Kate Jaspers	.....	2001-04
4.	1,085	..	Sam Lenahan	.....	2011-14
5.	950	....	Chelsea Bramlett	.....	2007-10
6.	835	....	Jennifer Waterman	.....	2001-04
7.	779	....	Nichole Henry	.....	1997-00
8.	778	....	Blair Hewett	.....	2004-07
9.	774	....	Lindsay Hunley	.....	2005-08
10.	760	....	Keri McCallum	.....	1997-00

### Assists

1.	617	....	Courtney Bures	.....	2005-08
2.	614	....	Karrie Rider	.....	1997-00
3.	549	....	Michelle Gates	.....	1997-00
4.	489	....	Jennifer Jessup	.....	2001-05
5.	462	....	Caroline Seitz	.....	2014-17
6.	444	....	Jessie Bailey	.....	2007-10
7.	418	....	Callye Williams	.....	2003-06
8.	390	....	Tanelda McDonald	.....	2002-05
9.	373	....	Jenny Hehnke	.....	1997-00
10.	329	....	Ali Bainbridge	.....	2008-11

## BATTING

### Batting Average (Min. 50 AB)

1.	.536 (98-183) ...	Chelsea Bramlett	2010
2.	.486 (88-181) ...	Chelsea Bramlett	2009
3.	.475 (87-183) ...	Ilyhia McMichael	2004
4.	.450 (90-200) ...	Chelsea Bramlett	2008
5.	.443 (90-203) ...	Kellie Wilkerson	1999
6.	.431 (78-181) ...	Kellie Wilkerson	2000
7.	.427 (67-157) ...	Keri McCallum	1997
8.	.419 (70-167) ...	Kellie Wilkerson	2001
9.	.419 (80-191) ...	Kellie Wilkerson	2002
10.	.412 (100-243) ..	Keri McCallum	2000

### Games Played

1.	71	.....	Karrie Rider	2000
	71	.....	Keri McCallum	2000
3.	69	.....	Jenny Hehnke	2000
	69	.....	Michelle Gates	2000
5.	68	.....	Kellie Wilkerson	2000
6.	67	.....	Eight times	

### Games Started

1.	71	.....	Keri McCallum	2000
	71	.....	Karrie Rider	2000
3.	69	.....	Michelle Gates	2000
4.	68	.....	Kellie Wilkerson	2000
	68	.....	Jenny Hehnke	2000
6.	67	.....	Six times	

### At-Bats

1.	243	.....	Keri McCallum	2000
2.	235	.....	Keri McCallum	1999
3.	216	.....	Karrie Rider	2000
4.	215	.....	Chelsea Bramlett	2007
5.	211	.....	Michelle Gates	2000
6.	210	.....	Jenny Hehnke	2000
7.	209	.....	Courtney Bures	2005
8.	208	.....	Jennifer Nelson	2003
9.	207	.....	Ilyhia McMichael	2002
10.	206	.....	Jenny Hehnke	1999

### Runs Scored

1.	83	.....	Ilyhia McMichael	2004
2.	64	.....	Keri McCallum	2000
3.	63	.....	Ilyhia McMichael	2003
4.	57	.....	Keri McCallum	1999
5.	56	.....	Chelsea Bramlett	2010
	56	.....	Chelsea Bramlett	2007
7.	55	.....	Chelsea Bramlett	2009
	55	.....	Kellie Wilkerson	2001
9.	52	.....	Chelsea Bramlett	2008
10.	51	.....	Kellie Wilkerson	2002

### Hits

1.	100	.....	Keri McCallum	2000
2.	98	.....	Chelsea Bramlett	2010
3.	90	.....	Kellie Wilkerson	1999
	90	.....	Chelsea Bramlett	2008
5.	88	.....	Keri McCallum	1999
	88	.....	Chelsea Bramlett	2009
7.	87	.....	Ilyhia McMichael	2004
8.	83	.....	Chelsea Bramlett	2007
9.	81	.....	Courtney Bures	2005
10.	80	.....	Kellie Wilkerson	2002

### Doubles

1.	22	.....	Keri McCallum	1999
2.	20	.....	Caroline Seitz	2014
3.	18	.....	Jennifer Waterman	2003
	18	.....	Kellie Wilkerson	2002
5.	17	.....	Kellie Wilkerson	1999
6.	16	.....	Michelle Gates	1997
	16	.....	Ilyhia McMichael	2004
	16	.....	Courtney Bures	2005
9.	15	.....	<b>Reggie Harrison</b>	<b>2017</b>
	15	.....	Caroline Seitz	2015
	15	.....	Ilyhia McMichael	2002
	15	.....	Michelle Gates	1998
	15	.....	Michelle Gates	1999

### Triples

1.	11	.....	Keri McCallum	2000
	11	.....	Keri McCallum	1997
3.	10	.....	Keri McCallum	1999
	10	.....	Michelle Gates	1998
	10	.....	Ilyhia McMichael	2004
6.	8	.....	Ilyhia McMichael	2002
	8	.....	Katie Anne Bailey	2015
8.	7	.....	Melanie Morgan	1985
	7	.....	Jennifer Nelson	2003
10.	6	.....	Seven times	

### Home Runs

1.	18	.....	Ilyhia McMichael	2003
2.	17	.....	Courtney Bures	2005
3.	15	.....	Jessica Cooley	2012
4.	14	.....	Kellie Wilkerson	2001
5.	13	.....	Caroline Seitz	2015
	13	.....	Kellie Wilkerson	1999
	13	.....	Logan Foulks	2013
8.	10	.....	Ka'ili Smith	2010
	10	.....	Ilyhia McMichael	2004
	10	.....	Sam Lenahan	2013
	10	.....	Jessica Cooley	2013
	10	.....	Sam Lenahan	2014

### Runs Batted In

1.	65	.....	Kellie Wilkerson	1999
2.	63	.....	Ilyhia McMichael	2003
3.	56	.....	Courtney Bures	2007
4.	55	.....	Jennifer Waterman	2004
5.	54	.....	Courtney Bures	2005
6.	50	.....	Ka'ili Smith	2010
7.	48	.....	Michelle Gates	1997
	48	.....	Ilyhia McMichael	2002
9.	47	.....	Kate Jaspers	2004
10.	46	.....	Courtney Bures	2008

### Total Bases

1.	158	.....	Courtney Bures	2005
2.	153	.....	Ilyhia McMichael	2004
3.	152	.....	Kellie Wilkerson	1999
4.	149	.....	Ilyhia McMichael	2003
5.	145	.....	Keri McCallum	2000
6.	130	.....	Keri McCallum	1999
7.	129	.....	Kellie Wilkerson	2002
8.	128	.....	Kellie Wilkerson	2001
9.	123	.....	Michelle Gates	1998
10.	120	.....	Kellie Wilkerson	2000

### Slugging Percentage (Min. 50 AB)

1.	.836 (183 AB) ...	Ilyhia McMichael	2004
2.	.801 (186 AB) ...	Ilyhia McMichael	2003
3.	.766 (167 AB) ...	Kellie Wilkerson	2001
4.	.756 (209 AB) ...	Courtney Bures	2005
5.	.749 (203 AB) ...	Kellie Wilkerson	1999
6.	.675 (191 AB) ...	Kellie Wilkerson	2002
7.	.668 (184 AB) ...	Michelle Gates	1998
8.	.663 (181 AB) ...	Kellie Wilkerson	2000
9.	.651 (152 AB) ...	Briana Bell	2012
10.	.622 (148 AB) ...	Sam Lenahan	2013

### Walks

1.	51	.....	Sam Lenahan	2013
	51	.....	Ilyhia McMichael	2004
3.	50	.....	Kellie Wilkerson	2002
4.	49	.....	Kellie Wilkerson	2000
5.	48	.....	Kellie Wilkerson	2001
6.	44	.....	Kaili Smith	2012
7.	40	.....	Ali Bainbridge	2011
	40	.....	Heidi Shape	2014
9.	39	.....	Sam Lenahan	2014
10.	38	.....	Ilyhia McMichael	2003

### Hit By Pitch

1.	22	.....	Briana Bell	2012
2.	21	.....	<b>Sarai Niu</b>	<b>2016</b>
	21	.....	Heidi Shape	2014
4.	16	.....	Julia Echols	2014
5.	14	.....	Courtney Bures	2007
	14	.....	Alexis Silkwood	2015
7.	13	.....	Briana Bell	2009
	13	.....	Julia Echols	2015
9.	12	.....	Sam Lenahan	2014
	12	.....	Keri McCallum	2000

### On Base Percentage (Min. 50 AB)

1.	.595	.....	Ilyhia McMichael (183 AB)	2004
2.	.571	.....	Chelsea Bramlett (183 AB)	2010
3.	.555	.....	Kellie Wilkerson (167 AB)	2001
4.	.553	.....	Kellie Wilkerson (181 AB)	2000
5.	.550	.....	Kellie Wilkerson (191 AB)	2002
6.	.532	.....	Chelsea Bramlett (181 AB)	2009
7.	.525	.....	Briana Bell (152 AB)	2012
8.	.519	.....	Kellie Wilkerson (203 AB)	1999
9.	.502	.....	Sam Lenahan (148 AB)	2013
10.	.502	.....	Ilyhia McMichael (186 AB)	2003

### Sacrifice Flies

1.	5	.....	Karrie Rider	2000
	5	.....	Kate Jaspers	2004
3.	4	.....	Nine times	

### Sacrifice Hits

1.	23	.....	Jenny Hehnke	2000
2.	21	.....	Kate Jaspers	2004
	21	.....	Tracy Clark	1997
4.	17	.....	Cheri Smith	2001
	17	.....	Karrie Rider	1998
6.	16	.....	Kim Kimbrough	1999
7.	14	.....	Jennifer Nelson	2002
	14	.....	Cheri Smith	1999
9.	13	.....	Lindsay Hunley	2005
10.	12	.....	Karrie Rider	1999
	12	.....	Karrie Rider	1997
	12	.....	Ali Bainbridge	2008

### Stolen Bases (Steals-Attempts)

1.	61 (61-64) .....	Chelsea Bramlett	2010
2.	54 (54-60) .....	Chelsea Bramlett	2009
3.	46 (46-50) .....	Chelsea Bramlett	2007
	46 (46-50) .....	Chelsea Bramlett	2008
5.	41 (41-48) .....	Ilyhia McMichael	2004
6.	36 (36-40) .....	Ilyhia McMichael	2002
	36 (36-37) .....	Ilyhia McMichael	2003
8.	35 (35-43) .....	Kellie Wilkerson	2001
9.	31 (31-34) .....	Keri McCallum	2000
	31 (31-31) .....	Loryn Nichols	2015

## I RECORDS | INDIVIDUAL SEASON RECORDS

### Strikeouts

1.	58	.....Chelsea Raines	.....2011
2.	53	.....Sam Lenahan	.....2014
3.	50	.....Nakita Boyce	.....2006
4.	49	.....Lindsay Hunley	.....2005
5.	48	.....Nakita Boyce	.....2007
6.	47	.....Jessica Cooley	.....2013
7.	45	.....Briana Bell	.....2010
45	.....Katie Cooley	.....2005	
9.	42	.....Sam Lenahan	.....2013
42	.....Brittany Gates	.....2009	

## PITCHING

### ERA (min. 50 IP)

1.	0.79	...Kim Davis (97.2 IP)	.....1986
2.	1.04	...Cathy Pippins (87.1 IP)	.....1986
3.	1.07	...Autumn Anderson (275.2 IP)	.....1998
4.	1.58	...Kim Davis (141.1 IP)	.....1985
5.	1.59	...Vicki Bonar (132.0 IP)	.....1985
6.	1.61	...Kathleen Tindle (72.2 IP)	.....1986
7.	1.75	...Stephanie Comeaux (155.2 IP)	.....2006
8.	1.78	...Ragan Blake (192.2 IP)	.....2006
9.	1.78	...Kellie Wilkerson (74.2 IP)	.....2002
10.	1.88	...Regan Green (82.0 IP)	.....2016

### Wins

1.	26	.....Autumn Anderson (26-13)	.....1998
	26	.....Jennifer Pursell (26-16)	.....2000
3.	25	.....Alexis Silkwood (25-13)	.....2015
4.	23	.....Autumn Anderson (23-13)	.....1999
5.	22	.....Melissa Massey (22-12)	.....2003
6.	20	.....Kasey Whitehead (20-14)	.....2002
	20	.....Misty Flesher (20-10)	.....2008
8.	18	.....Kelli Miller (18-11)	.....2007
18	.....Melissa Massey (18-9)	.....2004	
18	.....Alison Owen (18-12)	.....2014	
18	.....Stephanie Becker (18-10)	.....2012	

### Consecutive Victories

1.	10	..Stephanie Comeaux	..Feb. 10 - March 5, 2006
	10	..Michelle Gates	..Feb. 26 - March 28, 1997
3.	9	...Alexis Silkwood	...Feb. 10 - March 4, 2017
	9	...Alison Owen	...Feb. 9 - March 6, 2013
	9	...Melissa Massey	...Feb. 9 - March 8, 2003
6.	8	...Ragan Blake	...Feb. 10 - March 1, 2006
	8	...Melissa Massey	...April 3 - May 8, 2004
	8	...Kellie Wilkerson	...Feb. 18 - April 19, 2001
	8	...Autumn Anderson	...Feb. 12 - March 6, 1999
10.	7	...Kelsey Nurnberg	...Feb. 8-23, 2008
	7	...Kasey Whitehead	...March 24 - April 11, 2002
	7	...Jennifer Pursell	...Feb. 13 - March 4, 2000

### Losses

1.	16	...Alexis Silkwood (26-16)	.....2015
	16	...Lindsey Dunlap (17-16)	.....2009
	16	...Jennifer Pursell (26-16)	.....2000
4.	15	...Ragan Blake (16-15)	.....2006
5.	14	...Melissa Massey (8-14)	.....2002
	14	...Kasey Whitehead (20-14)	.....2002
7.	13	...Alexis Silkwood (4-13)	.....2016
	13	...Alison Owen (17-13)	.....2013
	13	...Autumn Anderson (26-13)	.....1998
	13	...Autumn Anderson (23-13)	.....1999
	13	...Jennifer Pursell (16-13)	.....2001

### Appearances

1.	53	...Kasey Whitehead	.....2002
2.	51	...Autumn Anderson	.....1999
3.	50	...Autumn Anderson	.....1998
	50	...Jennifer Pursell	.....2000
5.	45	...Sara Hickerson	.....2007
6.	44	...Alexis Silkwood	.....2015
7.	43	...Jennifer Pursell	.....2001
	43	...Lindsey Dunlap	.....2009
	43	...Stephanie Becker	.....2012
10.	42	...Alison Owen	.....2013

### Games Started

1.	38	...Autumn Anderson	.....1999
2.	36	...Stephanie Becker	.....2012
3.	35	...Jennifer Pursell	.....2000
4.	34	...Kasey Whitehead	.....2002
	34	...Melissa Massey	.....2003
6.	32	...Melissa Massey	.....2004
	32	...Alexis Silkwood	.....2015
8.	31	...Kelli Miller	.....2007
	31	...Jennifer Pursell	.....2001
10.	30	...Kelsey Nurnberg	.....2008

### Complete Games

1.	25	...Autumn Anderson	.....1998
	25	...Jennifer Pursell	.....2000
3.	22	...Alexis Silkwood	.....2015
4.	20	...Michelle Gates	.....1997
	20	...Lindsey Dunlap	.....2009
	20	...Ragan Blake	.....2006
7.	19	...Autumn Anderson	.....1999
8.	18	...Kim Davis	.....1985
	18	...Alison Owen	.....2013
10.	17	...Vicki Bonar	.....1985

### Shutouts

1.	8	...Autumn Anderson	.....1998
2.	7	...Jennifer Pursell	.....2000
	7	...Ragan Blake	.....2006
4.	6	...Misty Flesher	.....2008
	6	...Melissa Massey	.....2003
6.	5	...Kelli Miller	.....2005
	5	...Autumn Anderson	.....1999
	5	...Alicia Judd	.....1998
	5	...Kelli Miller	.....2004
	5	...Alison Owen	.....2013
	5	...Alexis Silkwood	.....2015

### Saves

1.	14	...Kellie Wilkerson	.....2002
2.	10	...Kellie Wilkerson	.....2001
	10	...Sara Hickerson	.....2007
4.	8	...Kellie Wilkerson	.....1999
5.	7	...Ragan Blake	.....2005
6.	5	...Alexis Silkwood	.....2017
	5	...Alison Owen	.....2013
	5	...Stephanie Owens	.....2003
9.	4	...Lindsey Dunlap	.....2009
	4	...Misty Flesher	.....2011
	4	...Jennifer Pursell	.....2000
	4	...Elizabeth Woolven	.....2008

### Innings Pitched

1.	275.2	...Autumn Anderson	.....1998
2.	256.2	...Jennifer Pursell	.....2000
3.	254.0	...Autumn Anderson	.....1999
4.	221.2	...Kasey Whitehead	.....2002
5.	217.2	...Lindsey Dunlap	.....2009
6.	216.2	...Alexis Silkwood	.....2015
7.	198.2	...Alison Owen	.....2013
	198.2	...Melissa Massey	.....2003
9.	198.0	...Jennifer Pursell	.....2001
10.	192.2	...Ragan Blake	.....2006

### Hits Allowed

1.	245	...Kasey Whitehead	.....2002
2.	226	...Autumn Anderson	.....1999
3.	223	...Jennifer Pursell	.....2000
4.	206	...Lindsey Dunlap	.....2009
5.	203	...Melissa Massey	.....2003
6.	195	...Autumn Anderson	.....1998
7.	194	...Alexis Silkwood	.....2015
8.	181	...Jennifer Pursell	.....2001
9.	179	...Michelle Gates	.....1997
10.	165	...Melissa Massey	.....2004

### Runs Allowed

1.	118	..Melissa Massey	.....2003
2.	117	..Alexis Silkwood	.....2015
3.	113	..Kasey Whitehead	.....2002
4.	112	..Lindsey Dunlap	.....2009
5.	98	...Autumn Anderson	.....1999
6.	95	...Stephanie Becker	.....2011
7.	93	...Kelsey Nurnberg	.....2009
	93	...Jennifer Pursell	.....2000
9.	92	...Kylie Vry	.....2011
10.	88	...Misty Flesher	.....2010

### Walks Allowed

1.	110	..Alexis Silkwood	.....2015
2.	81	..Vicki Bonar	.....1984
3.	79	..Lindsey Dunlap	.....2009
4.	72	..Melissa Massey	.....2003
5.	67	..Melissa Massey	.....2002
6.	66	..Lindsey Dunlap	.....2010
7.	64	..Stephanie Becker	.....2012
8.	63	..Misty Flesher	.....2010
9.	62	..Vicki Bonar	.....1985
10.	57	..Sharon Hooper	.....1984

### Strikeouts

1.	250	..Alison Owen	.....2013
2.	246	..Autumn Anderson	.....1998
3.	223	..Alison Owen	.....2014
4.	199	..Alexis Silkwood	.....2015
5.	183	..Ragan Blake	.....2006
6.	167	..Alexis Silkwood	.....2014
7.	163	..Stephanie Becker	.....2012
8.	161	..Lindsey Dunlap	.....2009
9.	160	..Autumn Anderson	.....1999
10.	159	..Stephanie Becker	.....2013

### Strikeouts Looking

1.	55	...Alison Owen	.....2013
2.	50	...Ragan Blake	.....2006
3.	47	...Alison Owen	.....2014
4.	45	...Lindsey Dunlap	.....2009
5.	40	...Misty Flesher	.....2008
6.	35	...Stephanie Becker	.....2013
7.	33	...Melissa Massey	.....2004
8.	31	...Kelli Miller	.....2007
9.	29	...Stephanie Becker	.....2012
10.	28	...Alexis Silkwood	.....2015
	28	...Stephanie Comeaux	.....2005

### Strikeouts per Seven Innings (min. 50 IP)

1.	8.85	...Alison Owen (176.1 IP)	.....2014
2.	8.81	...Alison Owen (198.2 IP)	.....2013
3.	8.63	...Stephanie Becker (129.0 IP)	.....2013
4.	7.85	...Regan Green (82.0 IP)	.....2016
5.	7.62	...Alexis Silkwood (153.1 IP)	.....2014
6.	7.35	...Cassady Knudsen (73.1 IP)	.....2017
7.	7.22	...Kellie Wilkerson (74.2 IP)	.....2002
8.	6.71	...Kylie Vry (122.0 IP)	.....2012
9.	6.65	...Ragan Blake (192.2 IP)	.....2006
10.	6.54	...Melissa Massey (66.1 IP)	.....2005



## I RECORDS | INDIVIDUAL SEASON RECORDS

### Home Runs Allowed

1.	29 ...	Alison Owen	2014
2.	27 ...	Lindsey Dunlap	2009
3.	26 ...	Alison Owen	2013
4.	23 ...	Alexis Silkwood	2015
5.	21 ...	Stephanie Becker	2011
6.	20 ...	Stephanie Becker	2013
	20 ...	Autumn Anderson	1999
	20 ...	Melissa Massey	2004
9.	19 ...	Kelsey Nurnberg	2009
	19 ...	Ragan Blake	2006

### Lowest Opponent Batting Average (min. 50 IP)

1.	.176 ...	Alison Owen (198.2 IP)	2013
2.	<b>.181 ... Cassidy Knudsen (73.1 IP) ..... 2017</b>		
3.	.186 ...	Regan Green (82.0 IP)	2016
4.	.195 ...	Autumn Anderson (275.2 IP)	1998
5.	.201 ...	Kellie Wilkerson (74.2 IP)	2002
6.	.207 ...	Alexis Silkwood (153.1 IP)	2014
7.	.212 ...	Alison Owen (176.1 IP)	2014
8.	.217 ...	Stephanie Comeaux (155.2 IP)	2006
9.	<b>.219 ... Holly Ward (114.2 IP) ..... 2017</b>		
	.219 ...	Ragan Blake (192.2 IP)	2006

### Wild Pitches

1.	29 ...	Melissa Massey	2003
2.	20 ...	Kylie Vry	2011
3.	18 ...	Kylie Vry	2010
4.	14 ...	Alicia Judd	1997
	14 ...	Iyhia McMichael	2001
6.	13 ...	Kelli Miller	2004
	13 ...	Sara Hickerson	2007
8.	12 ...	Kelsey Nurnberg	2008
	12 ...	Ragan Blake	2006
	12 ...	Alexis Silkwood	2014

### Hit Batters

1.	23 ...	Lindsey Dunlap	2009
	23 ...	Stephanie Becker	2012
3.	19 ...	Alexis Silkwood	2015
	19 ...	Lindsey Dunlap	2010
5.	<b>18 ... Holly Ward ..... 2015</b>		
6.	17 ...	Stephanie Becker	2013
	17 ...	Alison Owen	2013
8.	13 ...	Alison Owen	2014
	13 ...	Kylie Vry	2012
10.	12 ...	Misty Flesher	2010
	12 ...	Stephanie Becker	2011
	12 ...	Stephanie Comeaux	2005

### Consecutive Scoreless Innings

1.	33.1 ..	Alexis Silkwood	Feb. 7-March 1, 2014
2.	29.0 ..	Autumn Anderson	May 8-10, 1998
3.	26.1 ..	Kellie Wilkerson	Feb. 6-March 27, 2001
4.	25.0 ..	Jennifer Pursell	April 22-May 11, 2001
5.	24.1 ..	Kelli Miller	Feb. 9-16, 2007
6.	23.1 ..	Alison Owen	Feb. 17-March 1, 2013
7.	21.2 ..	Kelsey Nurnberg	Feb. 8-10, 2008
8.	21.1 ..	Autumn Anderson	March 24-27, 1998
	21.1 ..	Autumn Anderson	Feb. 21-28, 1998
10.	21.0 ..	Autumn Anderson	March 28-April 3, 1998

## FIELDING

### Putouts

1.	477 ...	Sammie Jo Bailey	2007
2.	459 ...	Cheri Smith	1999
3.	450 ...	Cheri Smith	2000
4.	447 ...	Kellie Wilkerson	2002
5.	446 ...	Kate Jaspers	2003
6.	438 ...	Lindsay Hunley	2005
7.	434 ...	Sammie Jo Bailey	2008
8.	421 ...	Nichole Henry	1997
9.	389 ...	Sam Lenahan	2014
10.	382 ...	Ka'ili Smith	2012

### Assists

1.	193 ...	Courtney Bures	2007
2.	181 ...	Karrie Rider	2000
3.	171 ...	Karrie Rider	1997
4.	168 ...	Courtney Bures	2008
5.	163 ...	Jennifer Jessup	2003
6.	157 ...	Michelle Gates	2000
7.	151 ...	Jessie Bailey	2007
8.	149 ...	Jennifer Jessup	2002
9.	147 ...	Michelle Gates	1997
10.	142 ...	Tanelda McDonald	2004
	142 ...	Michelle Gates	1999

### Total Chances

1.	511 ...	Kellie Wilkerson	2002
2.	499 ...	Cheri Smith	1999
3.	498 ...	Sammie Jo Bailey	2007
4.	486 ...	Cheri Smith	2000
5.	476 ...	Kate Jaspers	2003
6.	462 ...	Lindsay Hunley	2005
7.	458 ...	Nichole Henry	1997
8.	453 ...	Sammie Jo Bailey	2008
9.	426 ...	Sam Lenahan	2014
10.	419 ...	Ka'ili Smith	2012

### Errors

1.	24 ...	Courtney Bures	2007
2.	21 ...	Karrie Rider	1999
3.	<b>20 ... Reggie Harrison ..... 2017</b>		
	20 ...	Chelsea Bramlett	2007
5.	19 ...	Courtney Bures	2005
	19 ...	Hayle Guess	2004
7.	17 ...	Nichole Henry	1997
	17 ...	Jennifer Jessup	2002
	17 ...	Chelsea Raines	2011
10.	16 ...	Erin Nesbit	2010
	16 ...	Michelle Gates	2000
	16 ...	Karrie Rider	2000
	16 ...	Karrie Rider	1997
	16 ...	Jenny Hehnke	1999
	16 ...	Caroline Seitz	2015

### Fielding Percentage (min. 250 total chances)

1.	.998 ...	Sam Lenahan (389-36-1)	2014
2.	.997 ...	Blair Hewett (283-27-1)	2006
3.	.996 ...	Lindsay Hunley (438-22-2)	2005
4.	.994 ...	Kate Jaspers (446-27-3)	2003
5.	.993 ...	Chelsea Bramlett (252-19-2)	2008
6.	.992 ...	Jennifer Waterman (343-35-3)	2004
	.992 ...	Keri McCallum (204-46-2)	2000
8.	.991 ...	Kate Jaspers (312-8-3)	2004
9.	<b>.990 ... Calyn Adams (266-34-3) ..... 2017</b>		
	.990 ...	Ka'ili Smith (382-33-4)	2012
	.990 ...	Chelsea Bramlett (286-19-3)	2009

## I RECORDS | INDIVIDUAL GAME RECORDS

### BATTING

#### *At-Bats*

6 ... Eight Times  
Last, Mackenzie Toler vs. LSU (4-16-16)

#### *Runs Scored*

5 ... Michelle Gates.... vs. Alabama State (3-1-97)

#### *Hits*

5 ... Twice  
Last, Julia Echols at Missouri (4-11-15)

#### *Doubles*

3 ... Jenny Hehnke ..... vs. Tulsa (2-23-97)

#### *Triples*

3 ... Haylee Guess..... vs. Ole Miss (4-7-07)

#### *Home Runs*

2 ... 25 times  
Last, Mackenzie Toler at South Carolina (5-2-15)

#### *Runs Batted In*

7 ... Twice  
Last, Hayle Guess vs. Pacific (5-18-07)

#### *Total Bases*

10 .. Twice  
Last, Jessica Cooley vs. Jackson State (4-10-12)

#### *Walks*

4 ... Katie Cooley..... vs. LSU (3-30-05)

#### *Hit By Pitch*

3 ... Five times  
Last, Sarai Niu vs, Baylor (2-27-16)

#### *Strikeouts*

5 ... Briana Bell..... vs. LSU (3-8-13)

#### *Sacrifice Flies*

2 ... Nakita Boyce .....at Southern Miss (4-24-07)  
Michelle Kinney ..... vs. Arkansas (4-16-05)  
Katie Cooley.... vs. Tennessee State (2-19-06)

#### *Sacrifice Hits*

3 ... Melissa Massey ..... vs. Utah (2-26-05)

#### *Stolen Bases*

5 ... Chelsea Bramlett .. vs. Louisiana Monroe (2-8-09)

#### *Strikeouts*

16 .. Alison Owen.... vs. SIU-Edwardsville (2-24-13)

#### *Home Runs Allowed*

5 ... Alison Owen ..... at Tennessee (4-19-14)

#### *Wild Pitches*

3 ... Kelsey Nurnberg. .... vs. Arkansas (5-4-07)  
Stephanie Becker ..... vs. Georgetown (3-13-10)

### FIELDING

#### *Putouts*

20 .. Logan Foulks..... vs. Lipscomb (2-17-13)

#### *Assists*

8 ... Four Times  
Last, Kayla Winkfield vs. LSU (4-16-16)

#### *Errors*

4 ... Jenny Hehnke ..... vs. Arkansas (3-29-97)

#### *Passed Balls*

2 ... 13 times  
Last, Katie Anne Bailey vs. LSU (4-8-15)

### PITCHING

#### *Innings Pitched*

14.0...Alison Owen..... vs. LSU (3-8-13)

#### *Hits Allowed*

14 ...Twice  
Last, Alexis Silkwood vs. Missouri (4-4-14)

#### *Runs Allowed*

11 .. Three times  
Last, Holly Ward vs. Florida (3-28-15)

#### *Earned Runs Allowed*

11 .. Twice  
Last, Holly Ward vs. Florida (3-28-15)

#### *Walks Allowed*

10 .. Lindsey Dunlap.... vs. Washington (2-12-11)

## CAREER NO-HITTERS/PERFECT GAMES LISTING

No.	Date	Pitcher(s)	Opponent	IP	K	BB	HBP	E	Score
1	3-1-97	Alicia Judd	Alabama State						30-0 (5)
2	3-2-97	Jenny Hehnke*	Alabama State						18-0 (5)
3	3-4-00	Jennifer Pursell	Massachusetts						7-0
4	2-13-02	Kasey Whitehead/ Melissa Massey/ Krystal Tillman	Belmont						11-0 (5)
5	3-8-02	Melissa Massey	Nicholls State						8-0 (5)
6	2-4-05	Kelli Miller	Louisiana Tech						9-0 (5)
7	3-4-05	Melissa Massey	St. Francis (Pa.)						7-0
8	2-11-06	Stephanie Comeaux	Jacksonville						8-0 (5)
9	2-26-06	Ragan Blake	Alcorn State						9-0 (5)
10	3-18-06	Stephanie Comeaux	Arkansas						5-0
11	3-30-06	Ragan Blake	Southern Miss						8-0 (5)
12	2-14-10	Kylie Vry	Stephen F. Austin	7.0	4	2	0	2	5-0
13	2-24-12	Stephanie Becker	USF	7.0	6	3	1	3	0-1
14	3-2-13	Alison Owen	Fordham	5.0	7	0	1	0	8-0 (5)
15	4-14-13	Stephanie Becker	Ole Miss	6.0	4	1	0	0	8-0 (6)
16	3-25-15	Alexis Silkwood	Southern Miss	6.0	8	3	0	2	10-0 (6)
17	4-28-16	Regan Green	Mississippi Valley State	5.0	7	1	1	1	6-0
		<b>Holly Ward</b>		<b>2.0</b>	<b>1</b>	<b>2</b>	<b>0</b>	<b>0</b>	
18	5-9-16	<b>Cassady Knudsen</b>	<b>Alcorn State</b>	<b>5.0</b>	<b>8</b>	<b>4</b>	<b>1</b>	<b>0</b>	<b>8-0 (5)</b>
19	3-2-17	<b>Cassady Knudsen</b>	<b>Alabama State</b>	<b>5.0</b>	<b>10</b>	<b>2</b>	<b>0</b>	<b>0</b>	<b>10-0 (5)</b>

\*perfect game

## CAREER NO-HITTERS/PERFECT GAMES CHART

Mississippi State pitchers have had 19 no-hitters, including one perfect game. Here are the pitchers and the number of no-hit and perfect games in which they participated.

Pitcher	No-Hitters	Perfect Games
Stephanie Becker	2	-
Ragan Blake	2	-
Stephanie Comeaux	2	-
Melissa Massey	2	-
<b>Cassady Knudsen</b>	<b>2</b>	-
Jenny Hehnke	1	1
Alexis Silkwood	1	-
Regan Green	1	-
<b>Holly Ward</b>	<b>1</b>	-
Alicia Judd	1	-
Kelli Miller	1	-
Alison Owen	1	-
Jennifer Pursell	1	-
Krystal Tillman	1	-
Kasey Whitehead	1	-
Kylie Vry	1	-



## ALL-TIME GRAND SLAMS

Player	Opponent	Date
Michelle Gates	Auburn	May 7, 1999
Kasey Whitehead	Florida State	March 4, 2000
Kasey Whitehead	Auburn	May 1, 2000
Iyhia McMichael	Samford	Feb. 16, 2003
Iyhia McMichael	Alabama	April 12, 2003
Brooke Best	Florida	April 26, 2003
Michelle Kinney	LSU	March 30, 2005
Lindsey Hunley	Seton Hall	Feb. 23, 2007
Jessie Bailey	Georgia	April 21, 2007
Courtney Bures	Arkansas	May 5, 2007
Hayle Guess	Pacific	May 18, 2007
Chelsea Bramlett	UC-Riverside	Feb. 9, 2008
Jessie Bailey	Louisiana-Monroe	Feb. 7, 2009
Ka'ili Smith	Oregon State	Feb. 20, 2010
Ka'ili Smith	Georgetown	March 13, 2010
Courtney Nesbit	Ole Miss	March 21, 2010
Jessica Cooley	Mississippi Valley State	March 24, 2010
Erin Nesbit	Mississippi Valley State	April 7, 2010
Heidi Shape	UNLV	Feb. 11, 2011
Brittany Bell	South Alabama	Feb. 9, 2012
Brittany Bell	Louisiana Tech	March 2, 2012
Jessica Cooley	Samford	March 4, 2012
Jessica Cooley	Georgia State	Feb. 9, 2013
Erin Nesbit	Hofstra	March 1, 2013
Katie Anne Bailey	Georgia State	March 12, 2014
Heidi Shape	Samford	March 26, 2014
Sam Lenahan	Arkansas	April 26, 2014
Mackenzie Toler	Arkansas	April 26, 2014
Amanda Ivy	Mississippi Valley State	Feb. 5, 2015
Amanda Ivy	Texas A&M	March 14, 2015
Katie Gentle	Tennessee	April 19, 2015
Morgan Bell	Tennessee Tech	Feb. 13, 2016
Caroline Seitz	Georgia	April 14, 2017
Caroline Seitz	Georgia	April 15, 2017

## CAREER GRAND SLAMS

Player	Number
3	Jessica Cooley
2	Caroline Seitz
2	Amanda Ivy
2	Jessie Bailey
2	Brittany Bell
2	Iyhia McMichael
2	Erin Nesbit
2	Heidi Shape
2	Ka'ili Smith
2	Kasey Whitehead
1	Mackenzie Toler
1	Katie Anne Bailey
<b>1</b>	<b>Morgan Bell</b>
1	Katie Gentle
1	Brooke Best
1	Chelsea Bramlett
1	Courtney Bures
1	Lindsey Hunley
1	Michelle Gates
1	Hayle Guess
1	Michelle Kinney
1	Sam Lenahan
1	Courtney Nesbit

## TOP-10 LONGEST WINNING STREAKS

Games	Dates
16	Feb. 10 - March 3, 2006
16	Feb. 17 - March 10, 2017
15	Feb. 7 - 28, 2014
15	March 21 - April 10, 1986
12	April 10 - May 4, 2012
11	Feb. 8 - 17, 2008
11	Feb. 16 - March 8, 2003
10	Feb. 5 - 26, 2016
10	April 20 - May 13, 2004
9	Feb. 5 - Feb 14, 2015
9	Feb. 23 - March 6, 2013
9	March 23 - April 1, 2001
8	Feb. 13 - 25, 2009
8	Feb. 13 - 26, 2000
8	March 23 - April 2, 1985
8	March 26 - April 6, 1999
8	Feb. 26 - March 2, 1997

## 16-OR-MORE GAME HITTING STREAKS

Games	Player	Dates
25	Iyhia McMichael	March 8 - April 9, 2003
24	Kellie Wilkerson	Feb. 6 - March 12, 1999
22	Chelsea Bramlett	Feb. 14 - March 13, 2010
20	Jennifer Nelson	March 22 - April 18, 2003
20	Keri McCallum	April 17 - May 8, 1999
19	Keri McCallum	March 11 - April 1, 2000
19	Keri McCallum	May 3, 1997 - March 11, 1998
18	Kellie Wilkerson	April 17 - May 8, 1999
17	Caroline Seitz	April 5 - May 7, 2017
17	Iyhia McMichael	April 3 - May 8, 2004
16	Chelsea Bramlett	Feb. 15 - March 15, 2009
16	Nakita Boyce	Feb. 24 - March 17, 2007
16	Keri McCallum	March 14 - April 8, 1998
16	Jenny Hehnke	March 28 - April 11, 1997

## FRESHMAN

### AT-BATS

Name	G	AB
1. Chelsea Bramlett, 2007	62	215
2. Courtney Bures, 2005	66	209
3. Kellie Wilkerson, 1999	67	203
4. Jenny Hehnke, 1997	56	194
5. Iyhia McMichael, 2001	62	189

### RUNS

Name	G	R
1. Chelsea Bramlett, 2007	62	56
2. Courtney Bures, 2005	66	49
Kellie Wilkerson, 1999	67	49
4. Jenny Hehnke, 1997	56	44
5. Ali Bainbridge, 2008	63	36
Keri McCallum, 1997	54	36

### HITS

Name	G	H
1. Kellie Wilkerson, 1999	67	90
2. Chelsea Bramlett, 2007	62	83
3. Courtney Bures, 2005	66	81
4. Jenny Hehnke, 1997	56	71
5. Keri McCallum, 1997	54	67

### BATTING AVERAGE

Name	G	H	AB	BA
1. Kellie Wilkerson, 1999	67	90	203	.443
2. Keri McCallum, 1997	54	67	157	.427
3. Courtney Bures, 2005	66	81	209	.388
4. Chelsea Bramlett, 2007	62	83	215	.386
5. Jenny Hehnke, 1997	56	71	194	.366

### DOUBLES

Name	G	2B
1. Caroline Seitz, 2014	60	20
2. Kellie Wilkerson, 1999	67	17
3. Courtney Bures, 2006	66	16
Michelle Gates, 1997	56	16
5. Jenny Hehnke, 1997	56	14

### TRIPLES

Name	G	3B
1. Keri McCallum, 1997	54	11
2. Courtney Bures, 2005	66	5
3. Caroline Seitz, 2014	60	4
Erin Nesbit, 2010	55	4
Ka'ili Smith, 2009	56	4

### HOME RUNS

Name	G	HR
1. Courtney Bures, 2005	66	17
2. Kellie Wilkerson, 1999	67	13
3. Caroline Seitz, 2014	60	8
Sam Lenahan, 2011	55	8
Sammie Jo Bailey, 2006	57	8

### SLUGGING PERCENTAGE

Name	G	TB	AB	SLG%
1. Courtney Bures, 2005	66	158	209	.756
2. Kellie Wilkerson, 1999	67	152	203	.749
3. Caroline Seitz, 2014	60	116	188	.617
4. Sam Lenahan, 2011	55	81	144	.563
5. Connie Pendley, 1985	37	50	101	.495

### STOLEN BASES

Name	G	SB
1. Chelsea Bramlett, 2007	62	46
2. Iyhia McMichael, 2001	62	28
3. Keri McCallum, 1997	54	27
4. Loryn Nichols, 2013	52	23
5. Jennifer Jessup, 2001	62	19

### TOTAL BASES

Name	G	TB
1. Courtney Bures, 2005	66	158
2. Kellie Wilkerson, 1999	67	152
3. Caroline Seitz, 2014	60	116
4. Michelle Gates, 1997	56	99
5. Keri McCallum, 1997	54	97

### RUNS BATTED IN

Name	G	RBI
1. Kellie Wilkerson, 1999	67	65
2. Courtney Bures, 2005	66	54
3. Michelle Gates, 1997	56	48
4. Keri McCallum, 1997	54	39
5. Caroline Seitz, 2014	60	37

### BASES ON BALLS

Name	G	BB
1. Kellie Wilkerson, 1999	67	30
Cheri Smith, 1998	57	30
3. Sam Lenahan, 2011	55	29
4. Mackenzie Toler, 2014	49	26
5. Ka'ili Smith, 2009	56	22

### EARNED RUN AVERAGE (Minimum 40 IP)

Name	ER	IP	ERA
1. Cathy Pippins, 1986	13	87.1	1.04
2. Kim Davis, 1985	32	141.1	1.85
3. Regan Green, 2016	22	82.0	1.88
4. Michelle Gates, 1997	48	176.0	1.91
5. Kelli Miller, 2004	36	131.1	1.92

### INNINGS PITCHED

Name	APP	IP
1. Jennifer Pursell, 2000	50	256.2
2. Lindsey Dunlap, 2009	43	217.2
3. Misty Flesher, 2008	38	179.1
4. Michelle Gates, 1997	31	176.0
5. Alexis Silkwood, 2014	36	153.1

### STRIKEOUTS

Name	APP	IP	SO
1. Alexis Silkwood, 2014	36	153.1	167
2. Lindsey Dunlap, 2009	43	217.2	161
3. Jennifer Pursell, 2000	50	256.2	143
4. Misty Flesher, 2008	38	179.1	119
5. Regan Green, 2016	28	82.0	92

## SOPHOMORE

### AT-BATS

Name	G	AB
1. Iyhia McMichael, 2002	67	207
2. Chelsea Bramlett, 2008	60	200
3. Caroline Seitz, 2015	57	195
4. Krystal Tillman, 2002	64	194
5. Michelle Gates, 1998	57	184

### RUNS

Name	G	R
1. Chelsea Bramlett, 2008	60	52
2. Michelle Gates, 1998	57	47
3. Iyhia McMichael, 2002	67	46
4. Katie Anne Bailey, 2015	57	43
Kellie Wilkerson, 2000	68	43

### HITS

Name	G	H
1. Chelsea Bramlett, 2008	60	90
2. Kellie Wilkerson, 2000	67	78
3. Michelle Gates, 1998	57	70
4. Keri McCallum, 1998	55	64
5. Caroline Seitz, 2015	57	62
Courtney Bures, 2006	61	62
Jenny Hehnke, 1998	56	62

### BATTING AVERAGE

Name	G	H	AB	BA
1. Chelsea Bramlett, 2008	60	90	200	.450
2. Kellie Wilkerson, 2000	68	78	181	.431
3. Michelle Gates, 1998	57	70	184	.380
4. Jenny Hehnke, 1998	56	62	165	.376
5. Keri McCallum, 1998	55	64	183	.350

### DOUBLES

Name	G	2B
1. Caroline Seitz, 2015	57	16
2. Iyhia McMichael, 2002	67	15
Michelle Gates, 1998	57	15
4. Kellie Wilkerson, 2000	68	14
5. Krystal Tillman, 2002	64	11

### TRIPLES

Name	G	3B
1. Michelle Gates, 1998	57	10
2. Katie Anne Bailey, 2015	57	8
Iyhia McMichael, 2002	67	8
4. Courtney Bures, 2006	61	6
Keri McCallum, 1998	55	6

### HOME RUNS

Name	G	HR
1. Caroline Seitz, 2015	57	15
2. Ka'ili Smith, 2010	55	10
3. Briana Bell, 2013	48	9
4. Katie Cooley, 2005	62	8
Kellie Wilkerson, 2000	68	8

### SLUGGING PERCENTAGE

Name	G	TB	AB	SLG%
1. Michelle Gates, 1998	57	123	184	.668
2. Kellie Wilkerson, 2000	68	120	181	.663
3. Caroline Seitz, 2015	57	123	195	.631
4. Ka'ili Smith, 2010	55	96	161	.596
5. Katie Anne Bailey, 2015	57	99	178	.556

### STOLEN BASES

Name	G	SB
1. Chelsea Bramlett, 2008	60	46
2. Iyhia McMichael, 2002	67	36
3. Bevia Robinson, 2017	57	30
Michelle Gates, 1998	57	30
5. Hayle Guess, 2006	61	23

### TOTAL BASES

Name	G	TB
1. Michelle Gates, 1998	57	141
2. Caroline Seitz, 2015	57	123
3. Kellie Wilkerson, 2000	68	120
4. Iyhia McMichael, 2002	67	112
5. Chelsea Bramlett, 2008	60	105

### RUNS BATTED IN

Name	G	RBI
1. Caroline Seitz, 2015	57	54
2. Ka'ili Smith, 2010	55	50
3. Iyhia McMichael, 2002	67	48
4. Kellie Wilkerson, 2000	68	43
5. Mackenzie Toler, 2015	54	38
Amanda Ivy, 2015	57	38

### BASES ON BALLS

Name	G	BB
1. Kellie Wilkerson, 2000	68	49
2. Iyhia McMichael, 2002	67	37
3. Katie Cooley, 2005	62	29
4. Bevia Robinson, 2017	57	22
Kate Jaspers, 2002	67	22

### EARNED RUN AVERAGE (Minimum 40 IP)

Name	ER	IP	ERA
1. Kim Davis, 1986	11	97.2	0.79
2. Ragan Blake, 2006	49	192.2	1.78
3. Regan Green, 2017	12	46.2	1.80
4. Jennifer Pursell, 2001	56	198.0	1.98
5. Kelli Miller, 2005	46	135.0	2.39

### INNINGS PITCHED

Name	APP	IP
1. Alexis Silkwood, 2015	47	235.2
2. Melissa Massey, 2003	41	198.2
3. Jennifer Pursell, 2001	43	198.0
4. Ragan Blake, 2006	37	192.2
5. Stephanie Comeaux, 2005	35	141.2

### STRIKEOUTS

Name	APP	IP	SO
1. Alexis Silkwood, 2015	47	235.2	216
2. Ragan Blake, 2006	37	192.2	183
3. Jennifer Pursell, 2001	43	198.0	107
4. Stephanie Comeaux, 2005	35	141.2	105

## JUNIOR

### AT-BATS

Name	G	AB
1. Keri McCallum, 1999	67	235
2. Jenny Hehnke, 1999	67	206
3. Krystal Tillman, 2003	64	196
4. Karrie Rider, 1999	67	193
5. Michelle Gates, 1999	65	190

### RUNS

Name	G	R
1. Iyhia McMichael, 2003	64	63
2. Keri McCallum, 1999	67	57
3. Chelsea Bramlett, 2009	56	55
Kellie Wilkerson, 2002	66	55
5. Hayle Guess, 2007	62	44

### HITS

Name	G	H
1. Chelsea Bramlett, 2009	56	88
Keri McCallum, 1999	67	88
3. Iyhia McMichael, 2003	64	75
4. Kellie Wilkerson, 2001	61	70
5. Jenny Hehnke, 1999	67	66

### BATTING AVERAGE

Name	G	H	AB	BA
1. Chelsea Bramlett, 2009	56	88	181	.486
2. Kellie Wilkerson, 2001	61	70	167	.419
3. Iyhia McMichael, 2003	64	75	186	.403
4. Keri McCallum, 1999	67	88	235	.374
5. Jennifer Waterman, 2003	52	53	143	.371

### DOUBLES

Name	G	2B
1. Keri McCallum, 1999	67	22
2. Jennifer Waterman, 2003	52	18
3. Reggie Harrison, 2017	57	15
Michelle Gates, 1999	65	15
5. Courtney Bures, 2007	61	13

### TRIPLES

Name	G	3B
1. Keri McCallum, 1999	67	10
2. Melanie Morgan, 1985	38	7
3. Nakita Boyce, 2007	61	6
Kate Jaspers, 2003	63	6
5. Iyhia McMichael, 2003	64	5
Meg Hartnett, 1985	40	5

# I RECORDS | CLASS RECORDS

## HOME RUNS

Name	G	HR
1. Iyhia McMichael, 2003	64	18
2. Jessica Cooley, 2012	57	15
3. Kellie Wilkerson, 2001	61	14
4. Logan Foulks, 2013	57	13
5. Sam Lenahan, 2013	57	10

## SLUGGING PERCENTAGE

Name	G	TB	AB	SLG%
1. Iyhia McMichael, 2003	64	149	186	.801
2. Kellie Wilkerson, 2001	61	128	167	.766
3. Sam Lenahan, 2013	57	92	148	.622
4. Melanie Morgan, 1985	38	73	118	.619
5. Jessica Cooley, 2012	57	97	158	.614

## STOLEN BASES

Name	G	SB
1. Chelsea Bramlett, 2009	56	54
2. Iyhia McMichael, 2003	64	36
3. Kellie Wilkerson, 2001	61	35
4. Loryn Nichols, 2015	56	34
5. Kayla Winkfield, 2015	57	28

## TOTAL BASES

Name	G	TB
1. Iyhia McMichael, 2003	64	149
2. Keri McCallum, 1999	67	130
3. Kellie Wilkerson, 2001	61	128
4. Logan Foulks, 2013	57	103
5. Chelsea Bramlett, 2009	56	99

## RUNS BATTED IN

Name	G	RBI
1. Iyhia McMichael, 2003	64	63
2. Courtney Bures, 2007	61	56
3. Jessica Cooley, 2012	57	41
4. Sam Lenahan, 2013	57	40
Michelle Gates, 1999	65	40

## BASES ON BALLS

Name	G	BB
1. Sam Lenahan, 2013	57	51
2. Kellie Wilkerson, 2001	61	48
3. Iyhia McMichael, 2003	64	38
4. Katie Cooley, 2006	57	31
5. Mackenzie Toler, 2016	56	29

## EARNED RUN AVERAGE (Minimum 40 IP)

Name	ER	IP	ERA
1. Autumn Anderson, 1999	42	275.2	1.07
2. Stephanie Comeaux, 2006	39	155.2	1.75
3. Alison Owen, 2013	56	198.2	1.97
4. Alicia Judd, 1997	41	143.1	2.00
5. Cassidy Knudsen, 2017	23	73.1	2.20

## INNINGS PITCHED

Name	APP	IP
1. Autumn Anderson, 1998	50	275.2
2. Alison Owen, 2013	42	198.2
3. Stephanie Becker, 2012	43	182.2
4. Melissa Massey, 2004	37	180.0
5. Kelsey Nurnberg, 2008	38	173.1

## STRIKEOUTS

Name	APP	IP	SO
1. Alison Owen, 2013	42	198.2	250
2. Autumn Anderson, 1998	50	275.2	246
3. Stephanie Becker, 2012	43	182.2	163
4. Kylie Vry, 2012	34	122.0	117
5. Melissa Massey, 2004	37	180.0	115

# SENIOR

## AT-BATS

Name	G	AB
1. Keri McCallum, 2000	71	243
2. Karrie Rider, 2000	71	216
3. Michelle Gates, 2000	69	211
4. Jenny Hehnke, 2000	69	210
5. Jennifer Nelson, 2003	64	208

## RUNS

Name	G	R
1. Iyhia McMichael, 2004	65	83
2. Keri McCallum, 2000	71	64
3. Chelsea Bramlett, 2010	55	56
4. Kellie Wilkerson, 2002	66	51
5. Ali Bainbridge, 2011	56	48

## HITS

Name	G	H
1. Keri McCallum, 2000	71	100
2. Chelsea Bramlett, 2010	55	98
3. Iyhia McMichael, 2004	65	87
4. Courtney Bures, 2008	63	74
5. Kate Jaspers, 2004	63	73

## BATTING AVERAGE

Name	G	H	AB	BA
1. Chelsea Bramlett, 2010	55	98	183	.536
2. Iyhia McMichael, 2004	65	87	183	.475
3. Kellie Wilkerson, 2002	66	80	191	.419
4. Keri McCallum, 2000	71	100	243	.412
5. Courtney Bures, 2008	63	74	186	.398

## DOUBLES

Name	G	2B
1. Kellie Wilkerson, 2002	66	18
2. Iyhia McMichael, 2004	65	16
3. Courtney Bures, 2008	63	14
4. Courtney Nesbit, 2011	56	13
Chelsea Raines, 2011	56	13

## TRIPLES

Name	G	3B
1. Keri McCallum, 2000	71	11
2. Iyhia McMichael, 2004	65	10
3. Jennifer Nelson, 2003	64	7
4. Kayla Winkfield, 2016	57	6
Chelsea Bramlett, 2010	55	6

## HOME RUNS

Name	G	HR
1. Sam Lenahan, 2014	59	10
Jessica Cooley, 2013	57	10
Iyhia McMichael, 2004	65	10
4. Caroline Seitz, 2017	58	9
Julia Echols, 2015	53	9
Brittany Bell, 2012	57	9
Kellie Wilkerson, 2002	66	9

## SLUGGING PERCENTAGE

Name	G	TB	AB	SLG%
1. Iyhia McMichael, 2004	65	153	183	.836
2. Kellie Wilkerson, 2002	66	129	191	.675
3. Brittany Bell, 2012	57	99	152	.651
4. Chelsea Bramlett, 2010	55	113	183	.617
5. Keri McCallum, 2000	71	145	243	.597

## STOLEN BASES

Name	G	SB
1. Chelsea Bramlett, 2010	55	61
2. Iyhia McMichael, 2004	65	41
3. Keri McCallum, 2000	71	31
4. Nakita Boyce, 2008	63	22
5. Ali Bainbridge, 2011	56	20
Michelle Gates, 2000	69	20

## TOTAL BASES

Name	G	TB
1. Iyhia McMichael, 2004	65	153
2. Keri McCallum, 2000	71	145
3. Kellie Wilkerson, 2002	66	129
4. Chelsea Bramlett, 2010	55	113
5. Courtney Bures, 2008	63	107

## RUNS BATTED IN

Name	G	RBI
1. Jennifer Waterman, 2004	64	55
2. Kate Jaspers, 2004	63	47
3. Courtney Bures, 2008	63	46
4. Caroline Seitz, 2017	58	44
5. Sam Lenahan, 2014	59	43
Karrie Rider, 2000	71	43

## BASES ON BALLS

Name	G	BB
1. Iyhia McMichael, 2004	65	51
2. Kellie Wilkerson, 2002	66	50
3. Ka'ili Smith, 2012	57	44
4. Heidi Shape, 2014	50	40
Ali Bainbridge, 2011	56	40

## EARNED RUN AVERAGE (Minimum 40 IP)

Name	ER	IP	ERA
1. Vicki Bonar, 1985	30	132.0	1.59
2. Alicia Judd, 1998	35	129.1	1.89
3. Sara Hickerson, 2007	28	100.2	1.95
4. Kelli Miller, 2007	47	165.0	1.99
5. Autumn Anderson, 1999	77	254.0	2.12

## INNINGS PITCHED

Name	APP	IP
1. Autumn Anderson, 1999	51	254.0
2. Kasey Whitehead, 2002	53	221.2
3. Alison Owen, 2014	39	176.1
4. Kelli Miller, 2007	38	165.0
5. Alexis Silkwood, 2017	38	158.2

## STRIKEOUTS

Name	APP	IP	SO
1. Alison Owen, 2014	39	176.1	223
2. Autumn Anderson, 1999	51	254.0	160
3. Stephanie Becker, 2013	32	129.0	159
4. Alexis Silkwood, 2017	38	158.2	108
5. Kasey Whitehead, 2002	61	221.2	95





## BATTING

### *Had 10+ hits*

**MSU**..... May 19, 2017; vs. Fordham (13)  
**OPP**..... May 19, 2017; Fordham (14)

### *Had 15+ hits*

**MSU**..... March 29, 2018; vs. Mississippi Valley State (15)  
**OPP**..... May 1, 2016; Missouri (15)

### *Scored 5+ runs*

**MSU**..... May 7, 2017; vs. Kentucky (7)  
**OPP**..... May 19, 2017; Fordham (9)

### *Scored 10+ runs*

**MSU**..... April 5, 2017; vs. Jackson State (14)  
**OPP**..... May 7, 2017; Kentucky (3)

### *Scored 15+ runs*

**MSU**..... April 6, 2015; at Arkansas (16)  
**OPP**..... April 22, 2016; Florida (16)

### *Hit 2 home runs*

**MSU**..... April 29, 2017; at Auburn (2)  
**OPP**..... May 6, 2017; Kentucky (2)

### *Hit 3+ home runs*

**MSU**..... February 28, 2017; at Southeastern Louisiana (3)  
**OPP**..... April 29, 2016; Missouri (3)

### *Stole 4+ bases*

**MSU**..... April 18, 2017; at Alcorn State (5)  
**OPP**..... May 18, 2017; BYU (4)

### *Left 10 runners on base*

**MSU**..... May 7, 2017; vs. Kentucky (18)  
**OPP**..... May 19, 2017; Fordham (13)

## PITCHING

### *Threw a no-hitter*

**MSU**..... March 2, 2017; vs. Alabama State  
**OPP**..... April 22, 2016; Florida

### *Threw a shutout*

**MSU**..... April 22, 2017; vs. Arkansas  
**OPP**..... April 18, 2017; BYU

### *Recorded 10+ strikeouts*

**MSU**..... April 18, 2017; at Alcorn State (10)  
**OPP**..... March 31, 2017; LSU (10)

### *Recorded 15+ strikeouts*

**MSU**..... Feb. 5, 2015; vs. Miss. Valley St. (15)  
**OPP**..... March 18, 2016; Auburn (15)

## FIELDING

### *Did not commit an error*

**MSU**..... May 19, 2017; vs. Fordham  
**OPP**..... May 18, 2017; BYU

### *Committed 2+ errors*

**MSU**..... May 18, 2017; vs. BYU (3)  
**OPP**..... April 28, 2017; Auburn (3)

### *Committed 4+ errors*

**MSU**..... May 7, 2017; vs. Kentucky (5)  
**OPP**..... April 5, 2017; Jackson State (5)

### *Turned a double play*

**MSU**..... May 18, 2017; vs. BYU  
**OPP**..... April 30, 2017; Auburn

### *Turned a triple play*

**MSU**..... May 4, 1997; vs. Auburn  
**OPP**..... May 17, 2013; BYU

### *Threw a runner out at the plate*

**MSU**..... May 18, 2017; vs. BYU (6-2)  
**OPP**..... May 19, 2017; Fordham (2-5-2)

## WINS & LOSSES

### *Won in extra innings*

**MSU**..... March 4, 2017; Samford (6-5 in 12 innings)  
**OPP**..... May 7, 2017; Kentucky (7-10 in 11 innings)

### *Won by 8-run rule*

**MSU**..... April 5, 2017; vs. Jackson State (14-0 in 5 innings)  
**OPP**..... May 18, 2017; BYU (8-0 in 6 innings)

## IN AN INNING

### *Scored 8+ runs in one inning*

**MSU**..... March 2, 2017; 1st inning vs. Alabama State (8)  
**OPP**..... April 17, 2015; 5th inning, LSU (8)

### *Had 7+ hits in one inning*

**MSU**..... March 20, 2015; 7th inning vs. Ole Miss (7)  
**OPP**..... March 21, 2014; 4th inning, Auburn (7)

### *Hit back-to-back home runs*

**MSU**..... May 2, 2014; 4th inning at LSU (Echols and Foulks)  
**OPP**..... May 3, 2015; 2nd inning, South Carolina

### *Had 4+ walks in an inning*

**MSU**..... March 17, 2017; 5th inning vs. Alabama (4)  
**OPP**..... March 26, 2016; 1st inning, at Tennessee (4)

## MISSISSIPPI STATE COMEBACKS

### *Overcame a deficit of 2 or more runs to win*

April 16, 2017 at Georgia (2)

### *Overcame a deficit of 3 or more runs to win*

March 29, 2015 vs. Florida (3)

### *Overcame a deficit of 4 or more runs to win*

March 21, 2015 vs. Ole Miss (5)

### *Overcame a deficit of 5 or more runs in a win*

March 21, 2015 vs. Ole Miss (5)

## BATTING

### *Had 3+ hits in a game*

**MSU**..... May 19, 2017; Reggie Harrison and Emily Heimberger vs. Fordham (3)  
**OPP**..... May 19, 2017; Skylar Johnston and Amy Van Hoven, Fordham (4)

### *Had 4+ hits in a game*

**MSU**..... April 14, 2017; Kat Moore (4) at Georgia  
**OPP**..... April 22, 2016; Kayli Kvistad (4), Florida

### *Scored 3 runs*

**MSU**..... April 28, 2016; Kayla Winkfield (3) at Mississippi Valley State  
**OPP**..... May 5, 2017; Brooklin Hinz (3), Kentucky

### *Scored 4+ runs*

**MSU**..... March 7, 2008; Hayle Guess vs. Charleston Southern (4)  
**OPP**..... March 16, 2011; Kelsey Bruder, Florida (4)

### *Had 3 RBI...*

**MSU**..... April 16, 2017; Caroline Seitz (3) at Georgia  
**OPP**..... May 7, 2017; Alex Martens (3), Kentucky

### *Had 4 RBI*

**MSU**..... April 15, 2017; Caroline Seitz (5) at Georgia  
**OPP**..... April 29, 2017; Carlee Wallace (4), Auburn

### *Had 5 RBI...*

**MSU**..... April 15, 2017; Caroline Seitz (5) at Georgia  
**OPP**..... March 31, 2017; Sahvanna Jaquish (5), LSU

### *Had 6+ RBI..*

**MSU**..... April 14, 2017; Caroline Seitz (6) at Georgia  
**OPP**..... March 16, 2011; Kelsey Bruder, Florida (6)

### *Hit 2+ doubles*

**MSU**..... May 19, 2017; Reggie Harrison (2) vs. Fordham  
**OPP**..... April 15, 2017; Alysén Febrey (2), Georgia

### *Hit a triple*

**MSU**..... May 19, 2017; Emily Heimberger (1) vs. Fordham  
**OPP**..... April 18, 2017; Lexi Tarrow (1), BYU

### *Hit 2+ triples*

**MSU**..... April 26, 2015; Katie Anne Bailey at Georgia Southern

### *Hit 2+ home runs*

**MSU**..... April 14, 2017; Caroline Seitz (2) at Georgia  
**OPP**..... April 22, 2016; Kayli Kvistad (2), Florida

### *Hit a walk-off, game-winning home run*

**MSU**..... March 4, 2017; Caroline Seitz vs. Samford  
**OPP**..... April 29, 2017; Carlee Wallace, Auburn

### *Hit a grand slam*

**MSU**..... April 15, 2017; Caroline Seitz at Georgia  
**OPP**..... April 29, 2017; Carlee Wallace, Auburn

### *Led off first inning with a home run*

**MSU**..... April 26, 2015; Julia Echols at Georgia Southern  
**OPP**..... March 24, 2017; Jaz Crowder, Louisiana Tech

### *Stole 3+ bases*

**MSU**..... April 18, 2017; Olivia Golden (3) at Alcorn State  
**OPP**..... May 10, 2012; Jennifer Fenton, Alabama (3)

### *Drew 3 walks*

**MSU**..... May 7, 2017; Reggie Harrison and Katie Anne Bailey vs. Kentucky (3)  
**OPP**..... May 19, 2017; Sydney Canessa (3), Fordham

### *Drew 4+ walks*

**MSU**..... March 30, 2005; Katie Cooley vs. LSU (4)  
**OPP**..... March 29, 2015; Bailey Castro, Florida (4)

## PITCHING

### *Threw a no hitter*

**MSU**..... March 2, 2017; Cassady Knudsen vs. Alabama State  
**OPP**..... April 22, 2016; Delanie Gourley, Florida

### *Threw a shutout*

**MSU**..... March 25, 2017; Holly Ward vs. UAB  
**OPP**..... May 18, 2017; McKenna Bull, BYU

### *Recorded 10+ Ks*

**MSU**..... April 18, 2017; Regan Green (10) at Alcorn State  
**OPP**..... March 21, 2017; Carley Hoover (10), LSU

### *Recorded 15+ Ks*

**MSU**..... Feb. 5, 2015; Alexis Silkwood vs. Miss. Valley St. (15)  
**OPP**..... March 8, 2013; Rachele Fico (22), LSU

### *Gave up 10+ hits*

**MSU**..... April 29, 2016; Alexis Silkwood vs. Missouri (11)  
**OPP**..... May 19, 2017; Madie Aughinbaugh (13), Fordham

### *Walked 5+ batters*

**MSU**..... April 28, 2017; Holly Ward (7) at Auburn  
**OPP**..... May 7, 2017; Meagan Prince (9), Kentucky

### *Struck out the side in order*

**MSU**..... April 23, 2017; Holly Ward vs. Arkansas (2nd inning)  
**OPP**..... April 23, 2016; Aleshia Ocasio, Florida (1st inning)

## FIELDING

### *Recorded 10+ putouts*

**MSU**..... May 7, 2017; Sarai Niu (12) vs. Kentucky  
**OPP**..... April 30, 2017; Kendall Veatch (11), Auburn

### *Recorded 15+ putouts*

**MSU**..... April 16, 2016; Sarai Niu (17) vs. LSU  
**OPP**..... March 4, 2017; Kathryn Jackson (15); Samford

### *Recorded 5+ assists*

**MSU**..... May 7 2017; Reggie Harrison (8) vs. Kentucky  
**OPP**..... May 10, 2017; Ashton Lampton (5), Ole Miss

### *Committed 2+ errors*

**MSU**..... May 18, 2017; Reggie Harrison (2) vs. BYU  
**OPP**..... April 28. 2017; Whitney Jorgan (3), Auburn

## BATTING

### Batting Average

1. .312 (475-1522) .....	2015
2. .311 (517-1660) .....	2008
3. .305 (527-1730) .....	2003
4. .303 (513-1695) .....	2004
5. .297 (499-1680) .....	2007

### At Bats

1. 1,880 .....	2000
2. 1,814 .....	2002
3. 1,777 .....	1999
4. 1,730 .....	2003
5. 1,695 .....	2004

### Runs Scored

1. 337 .....	2004
2. 326 .....	2015
3. 310 .....	2008
4. 305 .....	2007
5. 302 .....	2003

### Hits

1. 550 .....	2000
2. 527 .....	2003
3. 520 .....	1999
4. 517 .....	2008
5. 513 .....	2004

### Doubles

1. 88 .....	2002
2. 84 .....	2015
3. 80 .....	1999
80 .....	2003
5. 79 .....	2000

### Triples

1. 27 .....	1985
27 .....	2003
3. 26 .....	2004
4. 24 .....	1998
5. 21 .....	2000
21 .....	1999

### Home Runs

1. 54 .....	2015
2. 51 .....	2013
3. 47 .....	2005
4. 40 .....	2003
40 .....	2011

### Runs Batted In

1. 294 .....	2015
2. 293 .....	2004
3. 270 .....	2003
4. 265 .....	2007
5. 253 .....	2008

### Total Bases

1. 781 .....	2003
2. 755 .....	2000
3. 753 .....	2015
4. 717 .....	2004
5. 694 .....	2005

### Slugging Percentage

1. .495 (1522 AB) .....	2015
2. .451 (1730 AB) .....	2003
3. .428 (1102 AB) .....	1985
4. .423 (1695 AB) .....	2004
5. .422 (1448 AB) .....	2013

### Walks

1. 206 .....	2014
2. 204 .....	2013
3. 202 .....	2012
4. 194 .....	2015
5. 191 .....	2002

### Hit By Pitch

1. 88 .....	2014
2. 72 .....	2015
3. 60 .....	2016
4. 57 .....	2012
5. 51 .....	2017

### Strikeouts

1. 351 .....	2011
2. 345 .....	2013
3. 344 .....	2002
4. 333 .....	2005
5. 326 .....	2007

### Strikeouts Looking

1. 103 .....	2013
2. 93 .....	2005
3. 92 .....	2006
4. 90 .....	2011
5. 89 .....	2014

### On-Base Percentage

1. .411 (1522 AB) .....	2015
2. .383 (1449 AB) .....	2012
3. .380 (1660 AB) .....	2008
4. .376 (1507 AB) .....	2014
5. .370 (1695 AB) .....	2004

### Sacrifice Flies

1. 17 .....	2004
17 .....	2000
3. 16 .....	2009
4. 15 .....	2016
15 .....	2015
15 .....	2007
15 .....	2006

### Sacrifice Hits

1. 74 .....	1999
2. 72 .....	2000
3. 65 .....	2001
4. 60 .....	2005
5. 57 .....	1997

### Stolen Bases

1. 126 (126-147) .....	2008
2. 116 (116-131) .....	2007
3. 114 (114-146) .....	2013
4. 105 (105-130) .....	2001
5. 104 (104-126) .....	2000

### Stolen Base Attempts

1. 147 (126-147) .....	2008
2. 146 (114-146) .....	2013
3. 144 (67-144) .....	1986
4. 131 (116-131) .....	2007
5. 130 (105-130) .....	2001

## PITCHING

### Earned Run Average

1. 1.01 (257.2 IP) .....	1986
2. 1.33 (405.0 IP) .....	1998
3. 1.60 (275.1 IP) .....	1985
4. 2.00 (406.0 IP) .....	2006
5. 2.12 (380.1 IP) .....	1997

### Opponent Batting Average

1. .199 (381.0 IP) .....	2013
2. .212 (398.0 IP) .....	2014
3. .216 (405.0 IP) .....	1998
4. .222 (393.2) .....	2017
5. .224 (374.0 IP) .....	2012

### Complete Games

1. 45 .....	1997
2. 35 .....	1985
3. 34 .....	2006
4. 33 .....	2008
33 .....	2000

### Shutouts

1. 17 .....	1998
2. 15 .....	2004
3. 14 .....	2014
14 .....	2008
14 .....	2005

### Saves

1. 16 .....	2002
2. 13 .....	2007
13 .....	2001
4. 10 .....	2003
5. 9 .....	2005

### Innings Pitched

1. 487.1 .....	2000
2. 458.1 .....	2003
458.1 .....	2002
4. 454.2 .....	1999
5. 429.1 .....	2001

### Hits Allowed

1. 486 .....	2000
2. 466 .....	2003
466 .....	2002
4. 463 .....	2005
5. 435 .....	2011

### Fewest Hits Allowed

1. 145 .....	1983
2. 175 .....	1986
3. 183 .....	1984
4. 213 .....	1985
5. 277 .....	2013

### Runs Allowed

1. 313 .....	2011
2. 274 .....	2010
3. 253 .....	2015
4. 250 .....	2005
5. 241 .....	2002
241 .....	2003

### Earned Runs Allowed

1. 250 .....	2011
2. 231 .....	2010
3. 200 .....	2015
4. 197 .....	2009
5. 191 .....	2005

### Walks Allowed

1. 220 .....	2010
2. 200 .....	2015
3. 184 .....	2012
4. 182 .....	2016
5. 173 .....	2017

### Strikeouts

1. 468 .....	2013
2. 438 .....	2014
3. 358 .....	2012
4. 320 .....	2017
5. 312 .....	2015

### Strikeouts per Seven Innings

1. 8.60 (381.0 IP) .....	2013
2. 7.70 (398.0 IP) .....	2014
3. 6.70 (374.0 IP) .....	2012
4. 5.80 (376.1 IP) .....	2015
5. 5.69 (393.2 IP) .....	2017

### Home Runs Allowed

1. 52 .....	2015
2. 51 .....	2013
3. 50 .....	2011
50 .....	2009
5. 48 .....	2010

### Batters Faced

1. 1,891 .....	2005
2. 1,834 .....	2007
3. 1,821 .....	2004
4. 1,779 .....	2015
5. 1,757 .....	2016

### Consecutive Scoreless Innings

49 .... 5-13-05 vs. Oklahoma to 5-28-05 vs. Bethune Cookman

### Consecutive Innings Without Allowing an Earned Run

64 .... 2-26-02 vs. Stephen F. Austin to 3-13-02 vs. Arizona State

## FIELDING

### Putouts

1. 1,462 .....	2000
2. 1,375 .....	2002
3. 1,364 .....	1999
4. 1,288 .....	2001
5. 1,280 .....	2005

### Assists

1. 757 .....	2000
2. 648 .....	1997
3. 637 .....	2002
4. 627 .....	2007
5. 610 .....	2004

### Total Chances

1. 2,318 .....	2000
2. 2,114 .....	2002
3. 1,982 .....	1999
4. 1,979 .....	2007
5. 1,961 .....	2001

### Errors

1. 102 .....	2002
2. 99 .....	2000
3. 94 .....	2007
94 .....	1997
5. 86 .....	1986

### Fielding Percentage

1. .977 (1106-333-34) .....	2009
2. .976 (1194-335-38) .....	2014
3. .970 (1237-523-55) .....	2008
4. .965 (1181-517-61) .....	2017
.965 (1245-584-66) .....	2003



## I RECORDS | TEAM SEASON RECORDS

### Most caught stealing by

1. 22	2011
2. 21	2010
3. 19	2005
4. 17	2014
17	2006

## MISCELLANEOUS

### Most Wins

1. 44	2000
2. 41	2008
3. 39	2014
39	2004
5. 38	1999

### Fewest Losses

1. 9 (55-9)	2006
9 (49-9)	2003
3. 10 (51-10)	2013
10 (46-10)	2011
4. 13 (47-13)	2012
13 (49-13)	2005
13 (50-13)	2002

### Most Home Wins

1. 32 (32-1)	2006
2. 30 (30-6)	2012
3. 29 (29-3)	2013
4. 28 (28-2)	2003
5. 25 (25-5)	2011
25 (25-5)	2005

### Fewest Home Losses

1. 1 (32-1)	2006
1 (23-1)	2002
3. 2 (28-2)	2003
2 (17-2)	1998
5. 3 (29-3)	2013

### Most Road Wins

1. 13	2012
2. 12	2015
12	2001
12	1998
4. 11	2000
11	2015

### Fewest Road Losses

1. 1 (11-1)	2002
2. 2 (9-2)	2013
2 (8-2)	2006
3. 3 (11-3)	2011
3 (11-3)	2005
3 (5-3)	2003
3 (9-3)	1999

### Most Neutral Wins

1. 22 (22-9)	1998
2. 16 (16-4)	2003
16 (16-11)	2002
4. 15 (15-6)	2006
15 (15-10)	1999

### Fewest Neutral Losses

1. 2 (3-2)	2015
2 (7-2)	2012
2 (10-2)	2011
4. 4 (5-4)	2017
4 (13-4)	2010
4 (10-4)	2009
4 (16-4)	2003

### Highest Single-Season Home Attendance (Total)

1. 28,536	2012
2. 26,785	2006
3. 26,511	2013
4. 22,184	2005
5. 21,828	2010

### Highest Single-Season Home Attendance (Average)

1. 1,148	1998
2. 1,071	2006
3. 1,008	2005
4. 910	2000
5. 839	2010

### Longest Winning Streaks

1. 16	Feb. 17-March 10, 2017
16	Feb. 10-March 3, 2006
2. 15	Feb. 7-28, 2014
15	March 21-April 10, 1986
4. 12	April 10-May 4, 2012
5. 11	Feb. 8-17, 2008
11	Feb. 16-March 8, 2003

### Longest Losing Streaks

1. 7, 3-4-00 vs. Oklahoma to 3-17-00 vs. Washington
7, 3-9-97 vs. Marshall to 3-22-97 vs. Ohio State
3. 6, 4-29-16 vs. Missouri to 5/8/16 at Kentucky
6, 3-23-16 vs. Central Arkansas to 4-2-16 vs. Ole Miss
6, 4-21-01 vs. Oklahoma State to 5-2-01 vs. Texas Tech
4. 5, 4-11-07 vs. Baylor to 4-21-07 vs. Oklahoma State
5, 4-25-04 vs. Oklahoma State to 5-5-04 vs. Baylor
5, 4-3-04 vs. Oklahoma to 4-10-04 vs. Nebraska
5, 2-23-01 vs. Cal State Fullerton to 3-6-01 vs. Southwest Texas

### Consecutive Games Scoring at Least One Run - Season

1. 37, 2-10-11 vs. Louisville to 4-10-11 at Nebraska
2. 36, 2-4-98 vs. St. Edward's to 3-22-98 vs. Arizona
3. 35, 2-9-12 vs. Cal State Fullerton to 4-6-12 vs. Missouri
4. 28, 3-19-09 vs. North Texas to 5-17-09 vs. Mississippi Valley State
5. 27, 2-11-06 vs. Northwestern to 3-17-06 vs. Louisiana

### Consecutive Games Scoring at Least One Run - Overall

1. 43, 4-23-97 at UTSA to 3-22-98 vs. Arizona
2. 37, 2-10-11 vs. Louisville to 4-10-11 at Nebraska
3. 36, 5-21-11 vs. Louisiana to 4-6-12 vs. Missouri
36, 2-4-98 vs. St. Edward's to 3-22-98 vs. Arizona
5. 35, 2-9-12 vs. Cal State Fullerton to 4-6-12 vs. Missouri

## BATTING

### At Bats

- 47 ... Auburn.....3-18-16
- 46 ... LSU.....3-8-13
- 44 ... LSU.....4-16-16
- 43 ... Kentucky .....5-7-17
- 43 ... Georgia State .....2-12-17

### Runs Scored

- 25 ... at Jackson State.....2-7-04
- 23 ... vs Seton Hall.....2-23-07
- 19 ... at Charleston Southern...3-7-08
- 18 ... Arkansas.....4-26-14
- 18 ... Jackson State .....2-8-04

### Hits

- 20 ... at La.-Monroe.....2-8-09
- 19.... at Long Beach State...3-11-06
- 18.... at Southeastern La. ...3-17-15
- 17 ... at Southern Miss....4-24-07
- 17 ... Arkansas.....4-26-14

### Doubles

- 6.... at La.-Monroe.....2-8-09
- 5.... South Carolina.....4-18-17
- 5.... Memphis.....4-22-15
- 5.... at Hawai'i.....3-6-09
- 5.... East Tennessee State...2-19-06
- 5.... #15/14 S. Carolina....3-7-04

### Triples

- 6.... at Alabama A&M....2-20-04
- 4.... Ole Miss .....4-7-07
- 4.... at Long Beach State...3-11-06
- 3.... Alabama State .....3-2-17
- 3.... at Miss. Valley State .2-21-04
- 3.... Middle Tennessee....3-28-06

### Home Runs

- 1.... Tennessee .....4-19-15
- 3.... 20 times

### Runs Batted In

- 22 ... vs Seton Hall.....2-23-07
- 19 ... at Jackson State.....2-7-04
- 18 ... Arkansas.....4-26-14
- 16 ... at Charleston Southern...3-7-08
- 14 ... at Georgia State.....3-12-14
- 14 ... at Southern Miss....3-17-10

### Total Bases

- 33.... at Long Beach State...3-11-06
- 31 ... Columbia.....3-3-12
- 30 ... at Alabama A&M....2-20-04
- 29 ... at La.-Monroe.....2-8-09
- 26 ... Arkansas.....4-26-14
- 26 ... Southeastern La....3-17-15
- 26 ... vs Seton Hall.....2-23-07

### Walks

- 14 ... Miss. Valley State....2-7-14
- 13 ... vs Seton Hall.....2-23-07
- 11 ... Kentucky .....5-7-17
- 11 ... at UAB .....3-8-05
- 10 ... Ole Miss .....4-7-07

### Hit By Pitch

- 8.... vs Kentucky.....5-7-14
- 6.... vs Memphis.....2-12-12
- 6.... at Kennesaw State...3-11-14
- 5.... Texas A&M.....3-14-15
- 5.... at LSU .....5-4-14

### Strikeouts

- 22 ... LSU.....3-8-13
- 17 ... at Texas .....5-21-05
- 15 ... Auburn .....3-18-16
- 14 ... vs. Minnesota.....2-27-15
- 14 ... vs UCLA .....3-12-06
- 14 ... at Georgia .....3-14-14
- 14 ... South Alabama .....5-18-13

### Sacrifice Flies

- 4.... at Southeastern La. .2-22-16
- 3.... at Arkansas .....4-17-04
- 2.... 21 times

### Sacrifice Hits

- 5.... at Kentucky.....3-27-04
- 5.... LSU.....3-30-05
- 4.... vs Long Island .....2-15-14
- 4.... vs Utah .....2-26-05
- 4.... at South Carolina...3-13-12
- 4.... at Arkansas .....5-4-08

### Stolen Bases

- 10 ... Northern Kentucky...2-7-14
- 8.... at Miss. Valley State...4-1-14
- 8.... at Samford.....4-16-13
- 8.... Troy .....2-8-13
- 7.... at Miss. Valley St....2-25-09
- 7.... UAB .....3-4-08

### Stolen Base Attempts

- 10 ... Northern Kentucky...2-7014
- 8.... at Miss. Valley State...4-1-14
- 8.... at Samford.....4-16-13
- 8.... Troy .....2-8-13
- 7.... at Georgia Southern 4-25-15
- 7.... Ole Miss .....4-14-13
- 7.... at Miss. Valley St....2-25-09
- 7.... UAB .....3-4-08
- 7.... at Charleston Southern...3-7-08
- 7.... at Jacksonville State...3-12-13
- 7.... at UAB .....3-24-09

### Runners Left on Base

- 18 ... Kentucky .....5-7-17
- 14 ... Tennessee .....4-17-15
- 13 ... LSU.....4-14-07
- 13 ... Miss. Valley State....2-7-14
- 13 ... vs Nebraska.....2-24-07
- 13.... at Jacksonville State...3-12-13
- 13 ... vs Pacific.....5-19-07

## PITCHING

### Innings Pitched

- 14.0.. Auburn.....3-18-16
- 14.0.. LSU.....3-8-13
- 12.0.. Samford .....3-4-17
- 12.0.. Georgia State .....2-12-17
- 12.0.. LSU.....4-16-16

### Hits Allowed

- 17 ... #14/14 Tennessee....3-20-04
- 17 ... LSU.....3-31-05
- 15 ... Missouri .....5-1-16
- 15 ... at Florida .....4-22-16
- 15 ... Ole Miss .....4-4-16
- 15 ... Tennessee .....4-19-15
- 15 ... Tennessee .....4-23-06
- 15 ... at Florida .....3-16-11

### Runs Allowed

- 18 ... vs Washington.....2-12-11
- 18 ... at Florida .....3-16-11
- 18 ... at Arkansas .....3-28-10
- 16 ... at Florida .....4-22-16
- 16 ... Tennessee .....4-19-15
- 16 ... Florida.....3-28-15

### Earned Runs Allowed

- 17 ... at Florida .....3-16-11
- 16 ... at Florida .....4-22-16
- 16 ... Tennessee .....4-19-15
- 15 ... vs Washington.....2-12-11
- 15 ... at Arkansas .....4-7-12
- 13 ... Texas A&M.....2-20-10
- 13 ... vs Cal State Northridge...3-14-10
- 13 ... at Arkansas .....3-28-10

### Walks Allowed

- 14 ... vs Washington.....2-12-11
- 13 ... at Arkansas .....3-28-10
- 12 ... LSU.....4-16-16
- 13 ... Florida.....3-28-15
- 11 ... at Florida .....4-5-13

### Fewest Hits Allowed

- 0.... 19 times

### Strikeouts

- 21 ... Lipscomb.....2-17-13
- 16 ... vs SIU-Edwardsville .2-24-13
- 16 ... at Jacksonville State...3-12-13
- 15 ... Miss. Valley State....2-5-15
- 15 ... vs Wichita State....2-23-13

### Home Runs Allowed

- 6.... Texas A&M.....2-20-10
- 5.... Tennessee .....4-19-14
- 5.... at Tennessee.....4-19-14
- 4.... Eight times

### Batters Faced

- 61 ... LSU.....4-16-16
- 60 ... Auburn .....3-18-16
- 52 ... Kentucky .....5-7-17
- 49 ... LSU.....3-8-13
- 48 ... vs Florida State .....3-11-11

## FIELDING

### Putouts

- 42 ... Auburn .....3-18-16
- 42 ... LSU.....3-8-13
- 36 ... Samford .....3-4-17
- 36 ... Georgia State .....2-12-17
- 36 ... LSU.....4-16-16

### Assists

- 23.... Auburn.....3-18-16
- 21.... LSU.....4-16-16
- 19.... Kentucky .....5-7-17
- 19.... Samford.....3-4-17
- 19.... North Carolina State...2-5-05
- 19.... #25/22 Georgia Tech...5-8-04

### Total Chances

- 67 ... Auburn .....3-18-16
- 57 ... Kentucky .....5-7-16
- 57 ... LSU.....4-16-16
- 56 ... Samford .....3-4-17
- 54 ... Georgia State .....2-12-17
- 54 ... LSU.....3-8-13

### Errors

- 6.... vs. Minnesota.....2-27-15
- 6.... vs Cal-Berkeley.....2-25-05
- 6.... LSU.....3-31-05
- 5.... Eight times

### Double Plays Turned

- 3.... at Ole Miss.....3-20-15
- 3.... at Troy.....2-19-05
- 2.... 33 times

## MISCELLANEOUS

### Largest Margin of Victory

- 23 (23-0) . Cal State Fullerton .2-9-12
- 17 (17-0) . at UTSA .....4-13-99
- 16 (16-0) . Oklahoma Christian 2-16-06
- 15 (15-0) . at Houston .....2-16-13
- 15 (15-0) . USTA.....2-10-12


### Largest Margin of Defeat

- 14 (0-14) . vs UCLA.....2-9-02
- 14 (0-14) . vs Arizona .....2-9-01
- 11 (0-11) . vs Oklahoma...5-12-00
- 11 (0-11) . at Washington...3-10-01
- 10 (1-11) . at Texas A&M...4-28-04
- 10 (0-10) . Nebraska.....4-29-01

### Most Runs, Combined

- 23 (W, 23-0) . Cal State Fullerton...2-9-12
- 21 (W, 13-8) . vs San Jose State .3-18-10
- 21 (W, 15-6) . Oklahoma .....3-28-09
- 20 (W, 16-4) . at Kansas .....3-29-13
- 20 (W, 11-9) . vs Oregon State .2-23-08
- 20 (W, 11-9) . vs Oregon .....2-13-97





Located on the north side of the Mississippi State University campus since 1997, Nusz Park, formerly known as the MSU Softball Field, sits in the heart of Mississippi State's physical plant.

The opening game at the MSU Softball Field came on Feb. 26, 1997, with the Bulldogs sweeping Samford in a doubleheader with back-to-back 4-0 scores. The opener was witnessed by over 300 brave fans that endured inclement weather.

Mississippi State posted a record of 327-169 (.659) overall record at the site and, in 2017, won a school-record 24 games in the friendly confines, including an 8-5 mark in home SEC action.

Nusz Park, a \$6 million project, includes 1,000 maroon chairback seats, in addition to an expanded concourse that includes new restrooms and concession stands. There is also abundant standing room space around the grandstand and outfield. The outfield portion draws comparisons to Dudy Noble Field's world-famous Left Field Lounge. Also beyond the outfield wall, a state-of-the-art Daktronics video board was being installed. It will be the first video board in MSU Softball history.

It was announced on Jan. 22, 2016 that the facility would carry the name of alumni couple Tommy and Terri Nusz of Houston, Texas, and be known as Nusz Park. The Nusz' lead gift for the softball facility was part of a significant contribution from them for Infinite

Impact: The Mississippi State University Campaign. The campaign gift continues their longtime support of the land-grant institution and will benefit athletics, academics, and other areas of MSU.

In addition, the new press box is constructed to the specifications of ESPN and the SEC Network. The structure contains separate booths for both home and visiting radio crews, TV crews and working media.

The playing surfaces across MSU athletics have always been regarded as some of the top surfaces in the country, with the field at Nusz Park being no different. It features Mississippi Pride grass – developed by researchers on the campus. The dimensions of the MSU Softball Field remain intact, stretching 200 feet down the lines and 220 feet to center field. The upgrades include new and updated bullpens, as well as a turf foul area marked by the Mississippi State logo and the school's trademark phrase, "Hail State."

MSU and visiting players and coaches will enjoy brand-new, larger dugouts and new locker rooms. In addition, a new training room is present to help keep players in shape to perform at the highest level.

The Southeastern Conference took notice of MSU's new stadium as well, with the Bulldogs hosting the 2016 SEC Softball Tournament from Wednesday, May 11 until Saturday, May 14.

The new ballpark has already been considered as one of the top collegiate softball facilities in the nation. The Bulldogs' first action in the new digs came against Southern Georgia, a 6-0 victory on Feb. 11, 2016. MSU opened play at Nusz Park with six-straight victories, including a sweep of the Bulldog Kickoff. State captured its first SEC win at Nusz with a 6-3 win against eventual WCWS finalists and third-ranked Auburn on March 19. Overall, the Bulldogs are 40-23 (.635) at home since the opening of Nusz Park.

Nusz Park was on national display, as it hosted the 2016 Southeastern Conference Softball Tournament May 11-14, 2016. The four-day event hosted 12 teams and a total of 11 games and drew praise from coaches across the league to ESPN and SEC Network officials.

"This is an awesome venue. We have been here a couple of days now. We had not been to the new stadium yet, so to be able to see the stadium, first and foremost, really shows a commitment to the sport of softball," Kentucky softball head coach Rachel Lawson said. "But then to see all the hard work that went into throwing the SEC Tournament was awesome, right down to the smallest detail. They have been tremendous, the city of Starkville and the surrounding areas have been tremendous."

The Bulldogs' new home will open its third season in the spring of 2018.





## TOP CROWDS AT NUSZ PARK

Rank.	Date	Opponent	Result	Attendance
1.....	April 16, 2016	LSU	L, 5-2 (12)	1,612
2.....	April 12, 2014	Alabama	W, 4-2	1,577
3.....	April 12, 2013	Ole Miss	W, 5-1	1,553
4.....	April 25, 1998	Ole Miss	W, 11-0 (5 inn.); W, 4-3	1,547
5.....	April 19, 1997	Alabama	L, 2-5; W, 2-1	1,520
6.....	April 2, 2016	Ole Miss	L, 3-4	1,474
7.....	April 8, 2017	South Carolina	W, 6-4	1,413
8.....	April 18, 2015	Tennessee	L, 5-3	1,362
9.....	April 3, 2016	Ole Miss	W, 1-0 (8 inn.)	1,292
10.....	April 17, 2016	LSU	L, 12-1 (5)	1,162
11.....	April 19, 2015	Tennessee	L, 16-8 (6 inn.)	1,089
12.....	March 18, 2017	Alabama	W, 1-0	1,056
13.....	April 15, 2000	Kentucky	W, 6-2; W, 7-3	1,017
14.....	April 11, 2014	Alabama	L, 1-5	1,009
15.....	April 13, 2014	Alabama	W, 4-3 (10 inn.)	998

Bold indicates Vann Studeman era



## NUSZ PARK RECORDS

### AT-BATS

#### Team

47 - LSU at MSU (March 8, 2013)

#### Individual

7 - Olivia Golden vs. Kentucky (May 7, 2017)

### RUNS

#### Team

30 - Louisiana Tech vs. Jackson State (Feb. 6, 2004)

#### Individual

5 - Angela Toures, Bradley (vs. Jackson State, Feb. 6, 2004)

### HITS

#### Team

23 - Louisiana Tech vs. Jackson State (Feb. 6, 2004)

#### Individual

5 - Brittany Mynsberge, Bradley (vs. Jackson State, Feb. 6, 2004)

### RBI

#### Team

23 - Bradley vs. Jackson State (Feb. 6, 2004)

#### Individual

7 - Brittany Mynsberge, Bradley (vs. Jackson State, Feb. 6, 2004)

### LONGEST REGULATION GAME

4:32 - Auburn vs. MSU (March 18, 2016)

### DOUBLES

#### Team

8 - LSU at MSU (April 4, 1998)

#### Individual

3 - twice, last by Whitney Cloer, Arkansas (vs. MSU, March 17, 2009)

### TRIPLES

#### Team

6 - MSU vs. Alabama A&M (Feb. 20, 2004)

#### Individual

2 - seven times, last by Ashley Phillips, MSU (vs. Columbia, March 3, 2012)

### HOME RUNS

#### Team

3 - six times, last by MSU vs. Penn State-1 (Feb. 21, 2015)

#### Individual

2 - nine times, last by Katie Gentle, MSU (vs. Tennessee, April 20, 2015)

### WALKS

#### Team

11 - 4x, last by MSU vs. Kentucky (May 7, 2017)

#### Individual

4 - Katie Cooley, MSU (vs. LSU, March 30, 2005)


### STRIKEOUTS

#### Team, Batting

22 - MSU vs. LSU (March 8, 2013)

#### Individual, Pitching

22 - Rachele Fico, LSU (vs. MSU, March 8, 2013)





## THE UNIVERSITY

Mississippi State is a comprehensive doctoral-degree-granting institution offering a diverse student body a wide range of opportunities and challenges for learning and growth.

The largest university in the Magnolia State, MSU has a statewide enrollment of more than 21,000 students, and is accredited by the Southern Association of Colleges and Schools Commission on Colleges to award baccalaureate, masters, specialists and doctorate degrees.

Established in 1878 as the Agricultural and Mechanical College of Mississippi, the university has traditional strengths in engineering and scientific agriculture but has evolved into a comprehensive institution with a diverse array of programs in teaching, research and service.


The University began as The Agricultural and Mechanical College of the State of Mississippi, one of the national Land-Grant Colleges established after Congress had passed the Morrill Act in 1862. It was created by the Mississippi Legislature on February 28, 1878, to fulfill the mission of offering training in "agriculture, horticulture and the mechanical arts . . . without excluding other scientific and classical studies, including military tactics."

The College received its first students in the fall of 1880 in the presidency of Confederate General Stephen D. Lee. In 1887 Congress passed the Hatch Act, which provided for the establishment of the Agricultural Experiment Station in 1888. Two other pieces of federal legislation provided funds for extending the mission of the College: in 1914, the Smith-Lever Act called for "instruction in practical agriculture and home economics to persons not attendant or resident," thus creating the state-wide effort which led to Extension offices in every county in the State; and, in 1917, the Smith-Hughes Act provided for the training of teachers in vocational education.

By 1932, when the Legislature renamed the College as Mississippi State College, it consisted of the Agricultural Experiment Station (1887), the College of Engineering (1902), the College of Agriculture (1903), the School of Industrial Pedagogy (1909), the School of General Science (1911), the College of Business and Industry (1915), the Mississippi Agricultural Extension Service (1915), and the Division of Continuing Education, (1919). Further, in 1926 the College had received its first accreditation by the Southern Association of Colleges and Schools.

By 1958, when the Legislature again renamed the College, as Mississippi State University, the Office of Graduate Studies had been organized (1936), doctoral degree programs had begun (1951), the School of Forest Resources had been established (1954), and the College of Arts and Sciences had been created (1956).

The College of Architecture admitted its first students in 1973. The College of Veterinary Medicine admitted its first class in 1977, and the School of Accountancy was established in 1979.



## POINTS OF PRIDE AT MSU

- Mississippi State ranks among the top 100 institutions across the country in the number of bachelor's degrees awarded to African-Americans.
- Over the last decade, five MSU professors have been named Mississippi Professor of the Year by the National Council for Advancement and Support of Education and the Carnegie Foundation for the Advancement of Teaching.
- MSU serves as the national lead university for the Federal Aviation Administration's Center of Excellence of Unmanned Aircraft Systems, putting MSU on the cutting edge of this new era of research, development and integration into the nation's airspace.
- MSU's research and development expenditures reached \$226.4 million in 2016, accounting for more than half of the total \$410 million spent in this area by all Mississippi institutions.
- MSU's Geosciences Department's meteorology program is among the nation's best with more than one-third of today's TV broadcast meteorologists having been trained at MSU and now working in 85 percent of all U.S. markets.



- MSU is one of four universities nationwide recognized in the 2015 President's Higher Education Community Service Honor Roll in the Economic Opportunity category.
- As a leader in integrated computational materials engineering, MSU stands at the forefront of research of mechanical responses for the brain under car crashes, football concussions and military explosions.
- *Design Intelligence* ranks MSU's School of Architecture as the nation's 25th best from a list of approximately 120 architectural programs accredited by the National Architectural Accrediting Board.
- *U.S. News & World Report* ranks MSU's Distance MBA program and its Distance Master of Science in Information Systems program in the top 50 among the nation's best online programs.
- Solutions to world hunger and poverty are within reach at MSU, where globally diversified teams are combining forces with the Food and Agriculture Organization of the United Nations to eliminate starvation in developing countries.
- MSU's student-led teams are developing the Car of the Future® – a lighter, greener, more cost-effective hybrid built on technologies that will lead to energy independence and environmental stewardship.





## THE BULLDOGS

Mississippi State University's athletic teams are called Bulldogs, a name earned and maintained over the decades by the tough, tenacious play of student-athletes wearing the Maroon and White. The official school mascot is an American Kennel Club registered English Bulldog, given the inherited title of 'Bully.'

As with most universities, Mississippi State University teams answered to different nicknames through the years. The first squads representing Mississippi A&M College were proud to be called Aggies. When the school officially became Mississippi State College in 1932, the nickname Maroons, for MSU's uniform color, gained prominence. Bulldogs became the official title for State teams in 1961, not long after State College was granted university status.

Yet references to school teams and athletes as Bulldogs actually go back to early in the century, and this nickname was used almost interchangeably with both Aggies and Maroons, since at least 1905.

On November 30 of that year, the A&M football team shut out their arch-rivals from the University of Mississippi 11-0 in Jackson, Miss. The campus newspaper, *The Reflector*, reported: "After the game, filled with that emotion that accompanies every great victory, there was nothing left for the cadets to do but to complete the great victory by showing sympathy for the dead athletic spirit of the University, by having a military funeral parade."

"A coffin was secured, decorated with University colors and a bulldog pup placed on top. It was then placed on the shoulders of a dozen cadets, and the procession started down Capitol Street, preceded by the brass band playing a very pathetic funeral march."

Other newspaper reports of the victory commented on the 'bulldog' style of play by the A&M eleven, and the Bulldog was soon publicly accepted as a school athletic symbol. Accounts of a 1926 pep rally in Meridian, Miss., had another bulldog parading with students.



## OFFICIAL MASCOT IN 1935

Use as an official game mascot began in 1935 when coach Major Ralph Sasse, on 'orders' from his team, went to Memphis, Tenn., to select a bulldog. Ptolemy, a gift of the Edgar Webster family, was chosen and the Bulldogs promptly defeated Alabama 20-7.

A litter-mate of Ptolemy became the first mascot called 'Bully' shortly after Sasse's team beat mighty Army 13-7 at West Point that same year - perhaps the greatest victory in MSU football history. But Bully I earned other fame the hard way, in 1939 when a campus bus cut short his career.

Days of campus mourning followed, as Bully lay in state in a glass coffin. A half-mile funeral procession accompanied by the Famous Maroon Band and three ROTC battalions went to Scott Field where Bully was buried under the bench at the 50-yard line. Even *Life* magazine covered the event. Other Bullies have since been buried by campus dorms, fraternity houses, and also at the football stadium.

For years Bully was a target for kidnappers, the last incident occurring prior to the 1974 State-Ole Miss game. The Bulldog team won anyway, 31-13. While early Bullies once roamed campus freely or lived in fraternities, today the official university mascot is housed at the School of Veterinary Medicine when not on duty at State home football games. For all their fierce appearance and reputation, today's mascot bulldogs are good-natured, friendly animals and favorites with children.

A student wearing a Bulldog suit, also answering to Bully, is part of the MSU cheerleading team and assists in stirring up State spirit at games and pep rallies.



## BULLY XXI

At Super Bulldog Weekend 2015, the Bulldog family celebrated the passing of the harness, as Bully XXI, known as "Jak," accepted mascot duties from his father Bully XX, fondly called "Champ."

Jak's formal name is "Cristil's Golden Prince," and the American Kennel Club registered English Bulldog was born in October 2014, soon after the legendary Jack Cristil passed away. Naming the newest Bully for the legendary Voice of the Bulldogs who called football and basketball games for 58 years was a fitting choice.

When mascot handlers realized Bully was getting toward retiring age, though he's still in good health, a female bulldog was selected based on her pedigree and history. Following the female's selection, litter of mascot-sired puppies were evaluated.



## THE COWBELL

The most unique and certainly the most resounding symbol of Mississippi State University tradition is the cowbell. Despite decades of attempts by opponents and authorities to banish it from scenes of competition, diehard State fans still celebrate Bulldog victories loudly and proudly with the distinctive sound of ringing cowbells.

The precise origin of the cowbell as a fixture of Mississippi State sports tradition remains unclear to this day. The best records have cowbells gradually introduced to the MSU sports scene in the late 1930s and early 1940s, coinciding with the 'golden age' of Mississippi State football success prior to World War II.

The most popular legend is that during a home football game between State and archrival Ole Miss, a jersey cow wandered onto the playing field. Mississippi State soundly whipped the Rebels that Saturday, and State College students immediately adopted the cow as a good luck charm.

Students are said to have continued bringing a cow to football games for a while, until the practice was eventually discontinued in favor of bringing just the cow's bell.

Whatever the origin, it is certain by the 1950s cowbells were common at MSU games, and by the 1960s were established as the special symbol of MSU. Ironically, the cowbell's popularity grew most rapidly during the long years when State football teams were rarely successful. Flaunting this anachronism from the 'aggie' days was a proud response by students and alumni to outsider scorn of the university's 'cow college' history.

In the 1960s two MSU professors, Earl W. Terrell and Ralph L. Reeves, obliged some students by welding handles on the bells so they could be rung with more convenience and authority. By 1963 the demand for these long-handled cowbells could not be filled by home workshops alone. So, at the suggestion of Reeves, the Student Association bought bells in bulk and the Industrial Education Club agreed to weld on handles. In 1964, the MSU Bookstore began marketing these cowbells with a portion of profits returning to these student organizations.

Today many styles of cowbells are available on campus and around Starkville, with the top-of-the-line being a heavy chrome-plated model with a full Bulldog figurine handle. But experts insist the best and loudest results are produced by a classic long-handled, bicycle-grip bell made of thinner and tightly-welded shells.

Cowbells decorate offices and homes of Mississippi State alumni, and are passed down through generations of Bulldog fans. But they were not heard at Southeastern Conference games - not legally, at least - since the 1974 adoption of a conference rule against 'artificial noisemakers' at football and basketball games. On a 9-1 vote, SEC schools ruled cowbells a disruption and banned them. The ban was lifted prior to the 2010 season.

The ban did little harm to the cowbell's popularity, or to prevent cowbells from being heard outside stadiums in which the Bulldogs are playing. They are now heard at non-conference football contests, as well as other sporting events on campus.



## MAROON & WHITE

Maroon and White are the distinctive colors of Mississippi State University athletic teams, dating back over a century to the very first football game ever played by the school's student-athletes.

On November 15, 1895, the first Mississippi A&M football team was preparing for a road trip to Jackson, Tenn., to play Southern Baptist University (now called Union University) the following day. Since every college was supposed to have its own uniform colors, the A&M student body requested that the school's team select a suitable combination.

Considering this choice to be an honor, the inaugural State team gave the privilege to team captain W.M. Matthews. Accounts report that without hesitation Matthews chose Maroon and White.



## SONGS OF MSU

### MSU Alma Mater

*In the heart of Mississippi, Made by none but God's own hands,  
Stately in her natural splendor, Our Alma Mater proudly stands.  
Mississippi State, we love you; Fondest memories cling to thee,  
Life shall bear thy spirit ever; Loyal friends we'll always be.*

### CHORUS:

*Maroon and White! Maroon and White!  
Of thee with joy we sing; Thy colors bright,  
our souls delight; With praise our voices ring.*

### "Hail State"

*Hail dear ole State! Fight for that victory today.  
Hit that line and tote that ball, Cross the goal before you fall!  
And then we'll yell, yell, yell, yell!  
For dear ole State we'll yell like H-E-L-L!  
Fight for Mis-sis-sip-pi State.  
Win the game today!*







# DR. MARK KEENUM

## UNIVERSITY PRESIDENT

Dr. Mark Everett Keenum became Mississippi State's 19th president Jan. 5, 2009, following a distinguished public service career.

Now in his ninth year of tenure, Dr. Keenum has guided Mississippi State to unprecedented heights. The university has experienced record enrollment growth – climbing toward nearly 22,000 students. Mississippi State has awarded more than 4,000 degrees at all levels for six straight years.

The campus has expanded and improved on Dr. Keenum's watch. Chief among those projects has been The Mill at MSU – a \$40-million, state-of-the-art conference and meeting complex. A ribbon-cutting for the Old Main Academic Center, a new \$41-million classroom building and multi-level parking garage, was recently celebrated. A \$60-million project featuring two new residence halls and Nusz Hall, which houses the G.V. "Sonny" Montgomery Center for America's Veterans, opened last fall. A \$10-million, fourth-floor expansion of Mitchell Memorial Library to house the Ulysses S. Grant Presidential Library celebrated its official opening this past fall. Mississippi State has completed or initiated capital improvements totaling more than \$700 million since 2009.

A \$55-million expansion and renovation of Dudy Noble Field/Polk-Dement Stadium – home to one of the most storied college baseball programs in America – is also underway. The first phase of the project added the largest video board in the nation to the "Carnegie Hall of College Baseball." The second phase commenced in June at the conclusion of the 2017 season. This major investment will significantly enhance the Dudy Noble fan experience – already described by many as one of the most unique in college sports today.

New construction projects launching over the next two years include a new Music Building and the completion of an Animal and Dairy Science/Poultry Science complex for the Division of Agriculture, Forestry and Veterinary Medicine. Additionally, the university is developing a comprehensive plan to build additional teaching and research lab space to meet growing demand.

Fundraising has reached all-time record levels. MSU's current Infinite Impact capital campaign reached its initial goal three years ahead of schedule. Due to that unprecedented success, the university announced a new goal – \$1 billion by 2020 – the largest campaign goal ever for an educational institution in Mississippi. During his tenure, Dr. Keenum has been instrumental in expanding the MSU Promise Program, which provides need-based scholarship assistance to Mississippi students whose families have limited financial means.

Mississippi State is ranked by the National Science Foundation as a "Top 100" research institution. The most recent research success has been MSU's designation as the Federal Aviation Administration's National Center of Excellence for Unmanned Aircraft Systems and Boeing's decision to locate a composite research center at MSU's Raspet Flight Research Laboratory. In fall 2016, the state of Mississippi became a member of the Pan-Pacific UAS Test Range Complex, one of the FAA's seven national test sites, and Mississippi State researchers will lead this Gulf Coast R&D hub for unmanned aircraft. This past spring, the Department of Homeland Security selected a Mississippi State-led team to operate its demonstration range facility for small unmanned aircraft systems.

In 2016, Dr. Keenum was elected president of the Southeastern Conference, where he is a member of the SEC Executive Committee and continues to serve on the SEC's Content Committee that oversees the highly successful ESPN-SEC Network. He also represents the SEC as a member of the College Football Playoff's (CFP) Board of Managers.

He is also serving as president of the Mississippi Association of Colleges and Universities, which promotes goodwill among the state's public and private colleges and universities and works to stimulate academic and professional cooperation. Mississippi State hosted the organization's 2017 annual conference this fall.

Dr. Keenum travels frequently to Washington, D.C., meeting with Congressional leaders and federal agency heads to pursue research opportunities and broaden the university's influence on the national level. He has also worked closely with state leaders in Jackson in support of higher education in Mississippi.

Mississippi State plays an integral role in economic development locally, statewide, and regionally. Its impact is further felt nationally and internationally through unique collaborative partnerships with peer institutions, business and industry, government agencies, and leading non-governmental organizations. Dr. Keenum leads these efforts because he understands the positive impact the nation's major research universities can have in the diverse communities they serve.

A graduate of Mississippi State with degrees in agricultural economics, Dr. Keenum's interest in international food security has strengthened the university's contributions to global economic sustainability. In 2014, he was appointed vice chairman of the Foundation for Food and Agricultural Research by U.S. Secretary of Agriculture Thomas J. Vilsack. That same year along with other university presidents, he signed the Presidents' Commitment to Food and Nutrition Security at the United Nations in New York City. This marks the first time universities around the world began to share a collective focus on ending food insecurity.

Dr. Keenum's passion for international engagement and transformative research and service has positioned Mississippi State as a leader in addressing global food security and poverty, among other critical issues. In 2014 and again in 2016, he was invited to address the United Nations in New York about the crucial roles public research universities play as the global community works to address critical challenges for a growing population.

Dr. Keenum began his career at MSU as a faculty member with the Extension Service and the Department of Agricultural Economics. He went on to serve as chief of staff to U.S. Senator Thad Cochran in Washington, D.C. and was Under Secretary of the U.S. Department of Agriculture prior to returning home to Mississippi State.

A graduate of Corinth High School, Dr. Keenum earned an associate in arts degree from Northeast Mississippi Community College in Booneville and was a member of the Northeast Tigers football team. He is married to the former Rhonda Newman of Booneville, also an MSU graduate. They have four children: Rett, Mary Phillips, Katie and Torie.

### PROFESSIONAL EXPERIENCE

<b>2009-p:</b>	University President - Mississippi State University
<b>2006-08:</b>	U.S. Under Secretary Farm and Foreign Agricultural Services - Washington, D.C.
<b>1997-2006:</b>	Adjunct Professor Department of Agricultural Economics - Mississippi State University Chief of Staff
<b>1996-2006:</b>	Senator Thad Cochran - Washington, D.C.
<b>1989-96:</b>	Legislative Assistant - Agricultural and Natural Resources Senator Thad Cochran - Washington, D.C.
<b>1987-88:</b>	Assistant Professor/Economist Department of Agricultural Economics - Mississippi State University
<b>1988:</b>	Ph.D. in Agricultural Economics - Mississippi State University
<b>1986:</b>	Research Associate Mississippi Agricultural & Forestry Experiment Station - MSU
<b>1984:</b>	Marketing Specialist Mississippi Cooperative Extension Service - MSU
<b>1983-84:</b>	M.A. Degree in Agricultural Economics Mississippi State University
<b>1983-84:</b>	Teaching/Research Assistant Department of Agricultural Economics - Mississippi State University





# JOHN COHEN

## DIRECTOR OF ATHLETICS

When John Cohen was named Mississippi State University's 17th director of athletics on November 4, 2016, he wasted little time putting his stamp on the department.

The former MSU head baseball coach and two-time Southeastern Conference Coach of the Year has overseen the hiring of four coaches, while nine teams have advanced to postseason since he took over the helm, seven earning Top 25 rankings with women's basketball, women's cross country and baseball finishing in the Top 16.

In all, four sports – women's cross country, women's basketball, women's track and field (indoor and outdoor) – posted or tied their highest NCAA Championships/postseason finish in school history.

"I love Mississippi State University," Cohen said. "As a student-athlete, as a coach, and now with this once in a lifetime opportunity, I feel deeply honored to lead MSU's athletics program. I am profoundly grateful for the chance to lead the totality of MSU athletics as I have tried to lead MSU's baseball program – in daily and dogged pursuit of championships at the highest level."

Cohen, who spent more than two decades coaching college baseball, was named MSU's head baseball coach in July of 2008. Nine years later, Cohen's official role in administration began when he assumed the role of associate athletic director in addition to head baseball coach. The following November, he took charge of an athletic department that has since achieved new heights in athletic, academic, facility and fundraising achievements.

### FIRST HIRE

One day after becoming athletics director, Cohen named Andy Cannizaro as MSU's next head baseball coach. Cannizaro, a former Major Leaguer and one of the nation's rising coaching stars in college baseball, led the Bulldogs to a Top 10 ranking and trip to the Super Regionals. Subsequent hires by Cohen include women's soccer coach Tom Anagnost, men's golf coach Dusty Smith and football head coach Joe Moorhead.

During Cohen's short tenure as director of athletics, the athletic department has enjoyed notable success. In April, the women's basketball team advanced to the national championship game after its historic upset of No. 1 ranked UConn to snap an NCAA-record 111-game winning streak, a feat that garnered Vic Schaefer's team an ESPY award in July.

This achievement came after the Bulldogs played in the SEC Tournament finals, a month before the men's tennis team also played for the conference title.

As an athletic department, MSU placed 49th in the Learfield Director's Cup with 490 points to mark the first time in school history to post back-to-back Top 50 finishes.

As athletic director, Cohen is charged with providing leadership, management, and administration for the university's athletic programs. Cohen is currently overseeing the multi-million dollar renovation of famed Dudy Noble Field to make it the premier facility in all of college baseball.

A Tuscaloosa, Ala., native and MSU alumnus, Cohen was a head coach in the SEC for 12 years. His teams have been successful both on the field and in the classroom. At MSU, he led the Bulldogs to a College World Series finals appearance, an SEC regular season championship and an SEC Tournament championship. Since 2009, MSU baseball has had 133 players selected to the SEC Academic Honor Roll, including three straight SEC Scholar Athlete of the Year winners from 2013-15.

"I'm fortunate to know our MSU coaches as friends and colleagues, and to know many of our athletes in all sports," Cohen said. "While baseball has been a huge part of my life, my passion for seeing MSU athletics thrive extends to all sports. I'm grateful to Dr. Keenum and the MSU Family for allowing me to embrace these new and critical responsibilities."

### PLAYING DAYS

As a baseball player at MSU, Cohen was a key player on the Bulldogs' 1989 SEC championship team and 1990 College World Series team. He graduated from MSU with a degree in English in 1990 and received a master's degree in sports management from the University of Missouri in 1994.

After a six-year stint with Missouri as a graduate assistant and assistant coach, Cohen was the head coach at Northwestern State University from 1998-2001. Cohen spent two seasons as an assistant baseball coach at the University of Florida before becoming the head coach at the University of Kentucky in 2004, a position he held for five seasons before returning to his alma mater.

While winning 284 games as a head coach at MSU, Cohen demonstrated a keen ability to develop players and coaches. During his tenure, 138 MSU baseball players were selected in the Major League Baseball Draft, including All-American

Brent Rooker this June. His influence can be seen throughout the SEC as four of his former assistants are now or have been head coaches — Brad Bohannon (Alabama), Gary Henderson (Kentucky), Nick Mingione (Kentucky) and Butch Thompson (Auburn).

Cohen is the only coach in SEC history to win an SEC championship, SEC tournament championship, and advance to the College World Series both as a player and head coach. Cohen's 2013 Bulldog Club advanced to the CWS championship series for the first time in MSU history. Currently 31 of Cohen's former players are playing professional baseball. Cohen's 2012 club produced an SEC record-tying eight major leaguers. Eight of the university's top ten all-time marks in baseball season ticket sales have come during Cohen's tenure, including a school record of 5,874 in 2014.

Cohen and his wife, Nelle, are active members of the Starkville community. The couple has two daughters, Jordan Baker and Avery Lawson.

### PROFESSIONAL EXPERIENCE

<b>1992-94:</b>	Graduate Assistant, Missouri
<b>1995-97:</b>	Assistant Coach, Missouri
<b>1998-2001:</b>	Head Coach, Northwestern State
<b>2002-03:</b>	Assistant Coach, Florida
<b>2004-08:</b>	Head Coach, Kentucky
<b>2009-16:</b>	Head Coach, Mississippi State
<b>July 2016-Nov. 2016:</b>	Associate Athletic Director, Mississippi State
<b>Nov. 2016-present:</b>	Director of Athletics, Mississippi State







**Taylor Shirey** | [tshirey@athletics.msstate.edu](mailto:tshirey@athletics.msstate.edu) | [@taylor\\_shirey14](#)  
Assistant Director/Communications (Softball/Football)



**Brock Turnipseed** | [bturnipseed@athletics.msstate.edu](mailto:bturnipseed@athletics.msstate.edu) | [@brockt\\_msu](#)  
Assistant Director/Communications (W. Basketball)




**Leah Beasley** | [lbeasley@athletics.msstate.edu](mailto:lbeasley@athletics.msstate.edu) | [@leahkbeasley](#)  
Senior Associate A.D./External Relations



**Brian Ogden** | [bogden@athletics.msstate.edu](mailto:bogden@athletics.msstate.edu) | [@brianogden](#)  
Assistant Coordinator /Communications (Track & Field/Cross Country)



**Bill Martin** | [bmartin@athletics.msstate.edu](mailto:bmartin@athletics.msstate.edu) | [@MSUBillMartin](#)  
Associate A.D./Communications (Football)



**Kelly Price** | [kprice@athletics.msstate.edu](mailto:kprice@athletics.msstate.edu) | [@kprice\\_photo](#)  
Director of Photography



**John R. Cade** | [jrcade@athletics.msstate.edu](mailto:jrcade@athletics.msstate.edu) | [@jrcade](#)  
Assistant A.D./Communications (Digital Media)



**Bob Carskadon** | [bcarskadon@athletics.msstate.edu](mailto:bcarskadon@athletics.msstate.edu) | [@bobcarskadon](#)  
HailStateBEAT Digital Media Reporter



**Gregg Ellis** | [gellis@athletics.msstate.edu](mailto:gellis@athletics.msstate.edu) | [@MSUsportsGregg](#)  
Associate Director/Communications (M. Basketball/Student Program)




**Caleb Garner** | [cgarner@athletics.msstate.edu](mailto:cgarner@athletics.msstate.edu) | [@CalebGarnerMSU](#)  
Graduate Assistant/Communications (Soccer/Men's Tennis)



**Andrew Piper** | [apiper@athletics.msstate.edu](mailto:apiper@athletics.msstate.edu) | [@ADPiper7](#)  
Assistant Director/Communications (Baseball/Football)




**Mary Catherine Molay** | [mcmolay@athletics.msstate.edu](mailto:mcmolay@athletics.msstate.edu) | [@guacamolay85](#)  
Graduate Assistant/Communications (Volleyball/M. Basketball)



**Austin Coats** | [acoats@athletics.msstate.edu](mailto:acoats@athletics.msstate.edu) | [@ra\\_coats](https://twitter.com/ra_coats)  
*Student Assistant/Communications (M. Golf)*



**Tate Johnson** | [tjohnson@athletics.msstate.edu](mailto:tjohnson@athletics.msstate.edu) | [@tupelo\\_honey45](https://twitter.com/tupelo_honey45)  
*Student Assistant/Communications (W. Golf)*



**Allie Bradford** | [abradford@athletics.msstate.edu](mailto:abradford@athletics.msstate.edu) | [@BradfordAllie](https://twitter.com/BradfordAllie)  
*Student Assistant/Communications (W. Tennis)*

The Mississippi State University Athletic Communications Office is eager to assist you as you cover coach Vann Stuedeman and the Bulldog softball team during the 2018 campaign. Much of the information that you will need concerning the Mississippi State University softball team is included in this publication produced for online use by the media.

Should you need additional information, please reach out to softball contact Taylor Shirey of the MSU Athletic Communications Office. Also, please note that all interviews with MSU players and coaches must be coordinated through Shirey and the MSU Athletic Communications Office.

#### **GAMEDAY SERVICES**

The MSU Athletic Communications game staff compiles and distributes statistics and notes prior to each midweek game and weekend series, as well as complete game results at the conclusion of competition.

#### **CREDENTIALS**

Credentials are not required for media members who cover Mississippi State University home softball games. Media members should contact Taylor Shirey with the MSU Athletic Communications Office in advance of scheduled games to ensure adequate space is provided for the media.

#### **MEDIA PARKING**

Media parking is open anywhere in the vicinity of Nusz Park

#### **SOFTBALL INFO ON THE INTERNET**

The official Mississippi State University Athletics home page ([www.HailState.com](http://www.HailState.com)) offers up-to-date information on MSU softball as well as Mississippi State's other varsity sports. That information includes schedules and results, biographical information on players and coaches and the department's latest press releases.

Mississippi State provides live in-game stats on the internet ([www.HailState.com/livestats](http://www.HailState.com/livestats)). The MSU web site also provides links to opponent web sites that provide live stats for MSU games away from Nusz Park.

#### **VANN STUEDEMAN INTERVIEWS**

All interviews with head softball coach Vann Stuedeman should be directed through the MSU Athletic Communications office. Please contact Taylor Shirey at 662.325.8040 or 256.899.6482.

#### **PLAYER INTERVIEWS**

Interviews with our players are encouraged; however, all interviews must be arranged through Taylor Shirey in the Athletic Communications Office. This policy facilitates the orderly scheduling and completion of the desired interview. All player interviews must be arranged at least 24 hours in advance. Players are not available on gameday until following the NCAA-mandated 10-minute cooling off period after the game. Please coordinate all requests with Shirey. MSU Athletic Communications will not supply the media home or cellular telephone numbers for Bulldog student-athletes.

Likewise, the training room, locker room, practice facility and apartment/dormitory areas are considered private player areas and are off limits to the media.

#### **PRACTICE COVERAGE**

All Bulldog practices are OPEN to the public. However, media officials wishing to speak with head coach Vann Stuedeman or players are asked to give Taylor Shirey with the MSU Athletic Communications office 24 hours notice

#### **SOUTHEASTERN CONFERENCE**

Media members should direct requests for SEC softball statistical data and other SEC softball-related information to SEC Softball Media Relations contact Jill Skotarczak (205.458.3000 [ext. 3010] • [jskotarczak@sec.org](mailto:jskotarczak@sec.org)).

The league office produces weekly press releases, selects players of the week and maintains updated statistical data detailing the conference's 13 competing softball teams. Much of that information is available online at [www.SECsports.com](http://www.SECsports.com).