

MISSISSIPPI STATE SOFTBALL



SAMANTHA RICKETTS

“ WHAT THEY’RE SAYING ”

“Sam Ricketts is a highly respected member of the softball community. She is a talented coach who will continue to build on the very solid foundation at Mississippi State. Her knowledge of the game is only a small part of what makes Sam so special. I have long respected Sam’s core values, and I am confident these principles will continue to develop successful women within the Mississippi State softball program.”

BETH TORINA
LSU HEAD COACH

“I’ve had the pleasure of coaching Samantha at the University of Oklahoma from 2006-09. In 2009, she was the captain of the Sooners. Now to witness Sam as the leader and head coach of Mississippi State’s softball program is a very proud moment. Hard working and humble, Sam will be the perfect female role model and take the program to new heights.”

PATTY GASSO
OKLAHOMA HEAD COACH

RICKETTS’ PLAYERS BY THE NUMBERS

| | |
|-----------|--|
| 46 | ALL-CONFERENCE ACADEMIC HONORS |
| 20 | ALL-CONFERENCE HONORS |
| 19 | CONFERENCE PLAYERS OF THE WEEK |
| 17 | ALL-REGION HONORS |
| 7 | CONFERENCE TOURNAMENT TEAM SELECTIONS |
| 8 | ALL-AMERICAN HONORS |
| 3 | NATIONAL PLAYERS OF THE WEEK |
| 2 | COSIDA ACADEMIC ALL-DISTRICT SELECTION |
| 2 | CONFERENCE PLAYERS OF THE YEAR |
| 1 | CONFERENCE FRESHMAN OF THE YEAR |
| 1 | CONFERENCE TOURNAMENT MVP |



TABLE OF CONTENTS

INTRODUCTION

| | |
|---------------------------------|-----|
| Table of Contents | 1 |
| Media Information / Quick Facts | 2 |
| Rosters | 3 |
| Schedule | 4 |
| Alex Wilcox | 5 |
| Facilities | 6-7 |

PLAYERS

RETURNERS

| | |
|------------------|-------|
| Mia Davidson | 8-9 |
| Montana Davidson | 10 |
| Candace Denis | 11-12 |
| Grace Fagan | 13 |
| Fa Leilua | 14 |
| Alyssa Loza | 15 |
| Chloe Malau'ulu | 16 |
| Jackie McKenna | 17 |
| Christian Quinn | 18 |
| Anna Kate Segars | 19 |
| Carter Spexarth | 20 |
| Emily Williams | 21-22 |
| Lindsey Williams | 23 |

TRANSFERS

| | |
|--------------|----|
| Annie Willis | 24 |
|--------------|----|

FRESHMEN

| | |
|-----------------|----|
| Aquana Brownlee | 25 |
| Paige Cook | 25 |
| Kiki Edwards | 26 |
| Kenley Hawk | 26 |
| Madisyn Kennedy | 27 |
| Desiree Lewis | 27 |
| Celeste Soliz | 28 |
| Brylie St.Clair | 28 |
| Aspen Wesley | 29 |

COACHING STAFF

| | |
|---|-------|
| Head Coach Samantha Ricketts | 30-31 |
| Assistant Coach Tyler Bratton | 32 |
| Assistant Coach Josh Johnson | 33 |
| Volunteer Assistant Coach Katiyana Mauga | 34 |
| Graduate Assistant Nicole Pendley | 34 |
| Coordinator of Operations Kayla Winkfield | 35 |

2019 SEASON REVIEW

| | |
|-------------------------|-------|
| Results | 36 |
| Cumulative Stats | 37-38 |
| Team Game-by-Game Stats | 39-40 |
| Game-by-Game Starters | 41-42 |
| Final Rankings | 43 |
| SEC Standings | 43 |
| Awards and Honors | 43 |

RECORD BOOK

| | |
|--|---------|
| Team Single Game Records | 44-45 |
| Team Season Batting Records | 46 |
| Team Season Fielding Records | 47 |
| Team Season Pitching Records | 47 |
| Miscellaneous Season Records | 48 |
| Individual Single Game Records | 49 |
| Individual Season Batting Records | 50-51 |
| Individual Season Fielding Records | 51 |
| Individual Season Pitching Records | 52-53 |
| Individual Career Batting Records | 54-55 |
| Individual Career Fielding Records | 55 |
| Individual Career Pitching Records | 56-57 |
| No-Hitters / Perfect Games | 58 |
| Grand Slams / Hitting Streaks | 59 |
| Class Records | 60-63 |
| Annual Leaders | 64-67 |
| Annual Summaries / Coaching History / Milestone Wins | 68 |
| Year-by-Year Team Stats | 69 |
| Annual Results | 70-78 |
| Series Overview | 79-81 |
| SEC Series Histories | 82-86 |
| Non-Conference Series Histories | 87-96 |
| MSU vs. Ranked Opponents | 97-98 |
| Extra-Inning Games | 99 |
| Run-Rule Games | 100 |
| Postseason History | 101-104 |
| The Last Time It Happened | 105-106 |
| All-Americans | 107-109 |
| Awards/Honors | 110-113 |
| All-Time Roster | 114 |
| Jersey History | 115 |

MISSISSIPPI STATE UNIVERSITY

| | |
|----------------------------------|-----|
| This Is Mississippi State | 116 |
| President Dr. Mark E. Keenum | 117 |
| Director of Athletics John Cohen | 118 |
| Mascots | 119 |
| Traditions | 120 |

TV / RADIO CHART

| | |
|------------------|-----|
| TV / Radio Chart | 121 |
|------------------|-----|

CREDITS

The 2020 Mississippi State Softball Media Guide was written and designed by Brian Ogden with assistance from Breana Norton, Cooper Daras, Josh Lively and Greg Campbell.

INTRODUCTION

MEDIA INFORMATION

PRIMARY CONTACT

The Mississippi State Communications Department is here to serve the media throughout the 2020 Bulldog softball season. Media members in need of assistance can contact Brian Ogden in the Communications office at (662) 325-8040 or by cell at (972) 977-7459.

MSU PLAYER/COACH AVAILABILITY

Players and coaches will be made available to the media upon request. Those wishing to set up an interview must contact Brian Ogden via phone or e-mail. On gameday, players and coaches are only available postgame.

For post-practice interviews, media members should contact Brian Ogden no later than 10 p.m. the night before. In most cases, players will be available for a brief time before and after practices which are typically scheduled for 2:30-5:30 p.m. each weekday. A weekly schedule is available in each set of game notes.

Telephone interviews can also be scheduled with players on a call-back basis during the week with arrangements made through Brian Ogden.

Media members are NOT permitted to contact student-athletes on their own at any time. This includes phone, Email, text or through social media platforms. Student-athletes' contact information will not be given out.

POSTGAME INTERVIEWS

Requested MSU players, along with head coach Samantha Ricketts, will be available for interviews approximately 10 minutes after all games near the team's indoor facility along the left-field line.

The Mississippi State locker room and field dugouts are off-limits to the media.

BRIAN OGDEN

Softball / Soccer / Track and Field

| | |
|---------|------------------------------|
| Office | (662) 325-0972 |
| Email | B0gden@athletics.msstate.edu |
| Twitter | @brianogden |

PHOTOGRAPHERS / VIDEOGRAPHERS

Photographers and videographers are permitted to shoot around Nusz Park in approved areas. Those wishing to shoot a game must contact Brian Ogden the day before the game to be granted access.

PRESS BOX SERVICES

A complete NCAA box score and pertinent game facts are available to members of the working media following the conclusion of each game. Media members also have access to game notes, statistics, lineups and rosters prior to the start of each game upon request. A pregame meal is also served in the press box approximately one hour prior to each game.

The press box is divided into four separate work areas, with each equipped with hi-speed internet and telephone access. It is also set up to accommodate television and team video personnel.

RADIO BROADCASTS

The Nusz Park press box houses radio lines to support home and visitor radio broadcasts. For more information on the phone lines, please contact Brian Ogden in the Communications office.

SOCIAL MEDIA

Breaking news, game updates and behind-the-scenes moments can be found on Mississippi State softball's various social media platforms by following @HailStateSB on Twitter and Instagram.

QUICK FACTS

UNIVERSITY

| | |
|------------------------|---------------------------------|
| Location | Starkville, Miss. (Pop. 24,775) |
| Founded | 1878 |
| Enrollment | 22,226 |
| Nickname | Bulldogs |
| Colors | Maroon and White |
| Mascot | Bully |
| Shortened | MSU or State |
| Conference | Southeastern |
| President | Dr. Mark Keenum |
| Athletic Director | John Cohen |
| Sr. Associate AD/SWA | Ann Carr |
| Faculty Representative | Dr. Steven Turner |

NUSZ PARK

| | |
|----------------------|---------------------------------|
| Opened | 1997 |
| Location | Starkville, Miss. (Pop. 24,775) |
| Renovated | 2016 |
| Capacity | 1,000 |
| Dimensions | L-200, C-220, R-200 |
| All-Time Home Record | 443-235 (.654) |

COACHING STAFF

| | |
|---------------------------------|--------------------------------|
| Head Coach | Samantha Ricketts |
| Alma Mater | Oklahoma, 2005 |
| MSU Record | 0-0 (First Year, Sixth at MSU) |
| MSU SEC Record | 0-0 (First Year) |
| Career Record | 0-0 (First Year) |
| Career SEC Record | 0-0 (First Year) |
| Assistant Coach | Tyler Bratton (Seventh Year) |
| Assistant Coach | Josh Johnson (First Year) |
| Volunteer Assistant Coach | Katiyana Mauga |
| Graduate Assistant | Nicole Pendley |
| Coordinator of Operations | Kayla Winkfield |
| Certified Athletic Trainer | Macey Simoneaux |
| Strength and Conditioning Coach | Stephanie Mock |
| Athletic Academics Counselor | Sawyer Bowering |
| Sport Administrator | Mike Richey |

TEAM INFORMATION

| | |
|------------------------------------|-------------|
| 2019 Record | 35-23 |
| 2019 SEC Record / Finish | 9-15 / 12th |
| Letterwinners Returning / Lost | 13 / 12 |
| Position Starters Returning / Lost | 5 / 4 |
| Pitchers Returning / Lost | 4 / 1 |
| Newcomers | 10 |

PROGRAM HISTORY

| | |
|---|---|
| Program Years | 1982-86, 1997-present |
| Overall Record (28 seasons) | 864-677 (.561) |
| Overall SEC Record (23 seasons) | 262-361 (.421) |
| SEC Tournament Appearances | 18 (1998, 1999, 2000, 2001, 2002, 2003, 2004, 2005, 2007, 2008, 2011, 2012, 2014, 2015, 2016, 2017, 2018, 2019) |
| SEC Tournament Record | 13-26 (.333) |
| NCAA Tournament Appearances | 15 (2000, 2002, 2003, 2004, 2005, 2007, 2008, 2009, 2012, 2013, 2014, 2015, 2017, 2018, 2019) |
| NCAA Tournament Record | 16-30 (.348) |
| NFCA All-American Selections | 15 |
| Easton All-American Selections | 7 |
| NFCA All-Region Selections | 41 |
| All-SEC Selections | 33 |
| Freshman All-SEC | 14 |
| SEC All-Defense | 1 |
| NFCA All-America Scholar-Athletes | 134 |
| CoSIDA Academic All-American Selections | 10 |

ATHLETICS COMMUNICATIONS STAFF



BRIAN OGDEN
SOC / SB / TF / FB (2nd)



BILL MARTIN
Department Oversight



JOHN CADE
Digital Media/Web



MATT DUNAWAY
Men's Basketball



BRANDON LANGLOIS
Primary Football



JOSH LIVELY
Women's Basketball



GREG CAMPBELL
Baseball



MIKAELA ELIZONDO
Cross Country / Women's Tennis




AUSTIN COATS
Volleyball / Secondary BB



GRAHAM MURPHREE
Men's Tennis



MCRAE CLAY
Men's Golf / Secondary WBK



SHELBY SPURLOCK
Women's Golf



JOSIE HUTTON
Secondary MBK



EMMA WARREN
Secondary Soccer



BREANA NORTON
Secondary Softball

2020 BULLDOG ROSTER

NUMERICAL

| # | NAME | POS. | B/T | HT. | YR. | EXP. | HOMETOWN / HS / PREVIOUS SCHOOL |
|----|------------------|--------|-----|------|-----|------|---|
| 2 | Kiki Edwards | OF | R/R | 5-7 | Fr. | HS | Woodbridge, Va. / Osbourn Park HS |
| 3 | Candace Denis | P/UTL | L/R | 5-9 | Sr. | 2L | Malakoff, Texas / Malakoff HS / UMass |
| 5 | Desiree Lewis | SS | R/R | 5-6 | Fr. | HS | Mocksville, N.C. / Davie County HS |
| 6 | Paige Cook | 3B/UTL | R/R | 5-3 | Fr. | HS | Cornelia, Ga. / Habersham Central HS |
| 7 | Anna Kate Segars | OF/1B | L/L | 5-9 | So. | 1L | Moulton, Ala. / East Lawrence HS |
| 9 | Celeste Soliz | C/UTL | L/R | 5-4 | Fr. | HS | Fairview, Texas / Lovejoy HS / Arizona State |
| 12 | Brylie St. Clair | OF | L/L | 5-5 | Fr. | HS | Sand Rock, Ala. / Sand Rock HS |
| 14 | Chloe Malau'ulu | OF | R/R | 5-7 | So. | 1L | Long Beach, Calif. / St. Anthony HS |
| 17 | Carter Spexarth | OF | R/R | 5-7 | Jr. | 2L | The Woodlands, Texas / Tomball HS |
| 18 | Madisyn Kennedy | SS/3B | R/R | 5-10 | Fr. | HS | Montgomery, Ala. / Macon East Academy |
| 20 | Aquana Brownlee | INF/OF | R/R | 5-8 | Fr. | HS | Houston, Miss. / Houston HS |
| 22 | Lindsey Williams | INF | R/R | 5-5 | Sr. | 3L | Mobile, Ala. / UMS-Wright Preparatory School |
| 24 | Fa Leilua | UTL | R/R | 5-9 | Sr. | 1L | Hawthorne, Calif. / Hawthorne HS / Arizona State |
| 28 | Aspen Wesley | P | R/R | 5-3 | Fr. | HS | Philadelphia, Miss. / Neshoba Central HS |
| 29 | Annie Willis | P | R/R | 5-11 | Jr. | TR | Huntsville, Ala. / Westminster Christian Academy / Troy |
| 31 | Grace Fagan | P | L/L | 6-0 | So. | 1L | Swedesboro, N.J. / Kingsway Regional HS |
| 32 | Montana Davidson | INF | R/R | 5-4 | Jr. | 2L | Hillsborough, N.C. / Orange HS |
| 33 | Mia Davidson | C/INF | R/R | 5-5 | Jr. | 2L | Hillsborough, N.C. / Orange HS |
| 44 | Jackie McKenna | C/3B | R/R | 5-5 | So. | 1L | Parkland, Fla. / Marjory Stoneman Douglas HS |
| 53 | Kenley Hawk | P/OF | R/R | 5-10 | Fr. | HS | Palestine, Ark. / Palestine-Wheatley HS |
| 58 | Emily Williams | P | R/R | 5-8 | Jr. | 2L | Carrollton, Ga. / Central HS |
| 88 | Christian Quinn | OF | L/R | 5-2 | Sr. | 1L | Hattiesburg, MS / Oak Grove HS / Florida Southwestern Coll. |
| 98 | Alyssa Loza | P | R/R | 5-6 | Sr. | 1L | North Torrance, CA / North Torrance HS / Arizona State |

COACHING STAFF

Head Coach: Samantha Ricketts, First season
Assistant Coach: Tyler Bratton, Seventh season
Assistant Coach: Josh Johnson, First season
Volunteer Assistant Coach: Kaitiyana Mauga, First season
Graduate Assistant Coach: Nicole Pendley, First season

ALPHABETICAL

| # | POS. | YR. |
|----|------------------|------------|
| 20 | Aquana Brownlee | INF/OF Fr. |
| 6 | Paige Cook | 3B/UTL Fr. |
| 33 | Mia Davidson | C/INF Jr. |
| 32 | Montana Davidson | INF Jr. |
| 3 | Candace Denis | P/UTL Sr. |
| 2 | Kiki Edwards | OF Fr. |
| 31 | Grace Fagan | P So. |
| 53 | Kenley Hawk | P/OF Fr. |
| 18 | Madisyn Kennedy | SS/3B Fr. |
| 24 | Fa Leilua | UTL Sr. |
| 5 | Desiree Lewis | SS Fr. |
| 98 | Alyssa Loza | P Sr. |
| 14 | Chloe Malau'ulu | OF So. |
| 44 | Jackie McKenna | C/3B 5-5 |
| 88 | Christian Quinn | OF Sr. |
| 7 | Anna Kate Segars | OF/1B So. |
| 9 | Celeste Soliz | C/UTL Fr. |
| 17 | Carter Spexarth | OF Jr. |
| 12 | Brylie St. Clair | OF Fr. |
| 28 | Aspen Wesley | P Fr. |
| 58 | Emily Williams | P Jr. |
| 22 | Lindsey Williams | INF Sr. |
| 29 | Annie Willis | P Jr. |

ROSTER BREAKDOWN

BY HOME STATE

ALABAMA | 5

Madisyn Kennedy, Anna Kate Segars, Brylie St. Clair, Lindsey Williams, Annie Willis

CALIFORNIA | 3

Fa Leilua, Alyssa Loza, Chloe Malau'ulu

MISSISSIPPI | 3

Aquana Brownlee, Christian Quinn, Aspen Wesley

NORTH CAROLINA | 3

Mia Davidson, Montana Davidson, Desiree Lewis

TEXAS | 3

Candace Davis, Celeste Soliz, Carter Spexarth

GEORGIA | 2

Paige Cook, Emily Williams

ARKANSAS | 1

Kenley Hawk

FLORIDA | 1

Jackie McKenna

NEW JERSEY | 1

Grace Fagan

VIRGINIA | 1

Kiki Edwards

BY CLASS

SENIORS | 5

Candace Denis, Fa Leilua, Alyssa Loza, Christian Quinn, Lindsey Williams

JUNIORS | 5

Mia Davidson, Montana Davidson, Carter Spexarth, Emily Williams, Annie Willis

SOPHOMORES | 4

Grace Fagan, Chloe Malau'ulu, Jackie McKenna, Anna Kate Segars

FRESHMEN | 9

Aquana Brownlee, Paige Cook, Kiki Edwards, Kenley Hawk, Madisyn Kennedy, Desiree Lewis, Celeste Soliz, Brylie St. Clair, Aspen Wesley

NEWCOMERS (10)

Aquana Brownlee, Paige Cook, Kiki Edwards, Kenley Hawk, Madisyn Kennedy, Desiree Lewis, Celeste Soliz, Brylie St. Clair, Aspen Wesley, Annie Willis

RETURNERS (13)

Mia Davidson, Montana Davidson, Candace Davis, Grace Fagan, Fa Leilua, Alyssa Loza, Chloe Malau'ulu, Jackie McKenna, Christian Quinn, Anna Kate Segars, Carter Spexarth, Emily Williams, Lindsey Williams

RETURNING STATISTICAL LEADERS

| HITTERS | | | | | GP-GS | AVG | H | HR | RBI | SB | |
|---------|------------------|-------|-----|-----|-------|-------|------|----|-----|----|---|
| 3 | Candace Denis | P/UTL | L/R | 5-9 | Sr. | 55-47 | .338 | 45 | 2 | 13 | 6 |
| 7 | Anna Kate Segars | OF/1B | L/L | 5-9 | So. | 42-11 | .171 | 6 | 0 | 2 | 1 |
| 14 | Chloe Malau'ulu | OF | R/R | 5-7 | So. | 24-2 | .000 | 0 | 0 | 0 | 0 |
| 17 | Carter Spexarth | OF | R/R | 5-7 | Jr. | 47-35 | .227 | 22 | 3 | 17 | 0 |
| 22 | Lindsey Williams | INF | R/R | 5-5 | Sr. | 12-2 | .273 | 3 | 0 | 1 | 0 |
| 24 | Fa Leilua | UTL | R/R | 5-9 | Sr. | 58-58 | .345 | 61 | 22 | 52 | 1 |
| 32 | Montana Davidson | INF | R/R | 5-4 | Jr. | 58-58 | .269 | 43 | 2 | 21 | 1 |
| 33 | Mia Davidson | C/INF | R/R | 5-5 | Jr. | 57-57 | .373 | 63 | 26 | 64 | 2 |
| 44 | Jackie McKenna | C/3B | R/R | 5-5 | So. | 7-2 | .000 | 0 | 0 | 0 | 0 |
| 88 | Christian Quinn | OF | L/R | 5-2 | Sr. | 28-4 | .182 | 2 | 0 | 0 | 2 |

| PITCHERS | | | | | GP-GS | W-L | S | ERA | BB | SO | |
|----------|----------------|---|-----|-----|-------|-------|-------|-----|------|-----|-----|
| 31 | Grace Fagan | P | L/L | 6-0 | So. | 28-11 | 7-7 | 4 | 3.40 | 49 | 39 |
| 58 | Emily Williams | P | R/R | 5-8 | Jr. | 39-26 | 15-10 | 5 | 2.90 | 148 | 156 |
| 98 | Alyssa Loza | P | R/R | 5-6 | Sr. | 23-9 | 8-2 | 1 | 4.22 | 22 | 39 |

PRONUNCIATION GUIDE

| | |
|-----------------|----------------|
| Mia Davidson | Mee-uh |
| Fa Leilua | lay-loo-ah |
| Desiree Lewis | dez-ur-ray |
| Chloe Malau'ulu | mal-uh-OO-looe |
| Carter Spexarth | SPECKS-arth |

INTRODUCTION

2020 SCHEDULE

| DATE | | OPPONENT | TV | LOCATION | TIME |
|-----------------|------------------|------------------------------------|---------------------|------------------------|--------------------------|
| Feb. 7 | Friday | vs. Missouri State ¹ | | Clearwater, Fla. | 11 a.m. |
| | | vs. Team USA (Exh.) | | Clearwater, Fla. | 5 p.m. |
| Feb. 8 | Saturday | vs. Liberty ¹ | | Clearwater, Fla. | 11:30 a.m. |
| | | vs. Louisville ¹ | | Clearwater, Fla. | 2 p.m. |
| Feb. 9 | Sunday | vs. NC State ¹ | | Clearwater, Fla. | 11 a.m. |
| Feb. 12 | Wednesday | Alabama State | SEC Network+ | Starkville | 4 p.m. |
| Feb. 14 | Friday | Tulsa² | SEC Network+ | Starkville | 3 p.m. |
| | | North Alabama² | SEC Network+ | Starkville | 5:30 p.m. |
| Feb. 15 | Saturday | Tennessee State² | SEC Network+ | Starkville | 12:30 p.m. |
| | | TBD² | | Starkville | 3 p.m./5:30 p.m. |
| Feb. 16 | Sunday | TBD² | SEC Network+ | Starkville | 11 a.m./1:30 p.m. |
| Feb. 18 | Tuesday | at SE Louisiana | | Hammond, La. | 6 p.m. |
| Feb. 20 | Thursday | vs. Oregon State ³ | FloSoftball | Palm Springs, Calif. | 12:30 p.m. |
| | | vs. Oregon ³ | FloSoftball | Palm Springs, Calif. | 3 p.m. |
| Feb. 21 | Friday | vs. UC Riverside ³ | FloSoftball | Palm Springs, Calif. | 5:30 p.m. |
| Feb. 22 | Saturday | vs. BYU ³ | FloSoftball | Palm Springs, Calif. | 4:30 p.m. |
| | | vs. San Diego St. ³ | FloSoftball | Palm Springs, Calif. | 9:30 p.m. |
| Feb. 26 | Wednesday | Central Arkansas | SEC Network+ | Starkville | 5 p.m. |
| Feb. 28 | Friday | UAB⁴ | SEC Network+ | Starkville | 7 p.m. |
| Feb. 29 | Saturday | UAB⁴ | SEC Network+ | Starkville | 3 p.m. |
| | | Alcorn State⁴ | SEC Network+ | Starkville | 5:30 p.m. |
| March 1 | Sunday | Alcorn State⁴ | SEC Network+ | Starkville | 12:30 p.m. |
| | | UT Martin⁴ | SEC Network+ | Starkville | 3 p.m. |
| March 3 | Tuesday | UT Martin | SEC Network+ | Starkville | 4 p.m. |
| March 6 | Friday | Bryant⁵ | SEC Network+ | Starkville | 3 p.m. |
| | | MVSU⁵ | SEC Network+ | Starkville | 5:30 p.m. |
| March 7 | Saturday | SEMO⁵ | SEC Network+ | Starkville | 12:30 p.m. |
| | | TBD⁵ | | Starkville | 3 p.m./5:30 p.m. |
| March 8 | Sunday | TBD⁵ | SEC Network+ | Starkville | 11 a.m./1:30 p.m. |
| March 11 | Wednesday | at Southern Miss | | Hattiesburg, Miss. | 6 p.m. |
| March 13 | Friday | Kentucky* | SEC Network+ | Starkville | 5 p.m. |
| March 14 | Saturday | Kentucky* | SEC Network+ | Starkville | 12:30 p.m. |
| March 15 | Saturday | Kentucky* | SEC Network+ | Starkville | 12 p.m. |
| March 18 | Wednesday | at Samford | | Birmingham, Ala. | 6 p.m. |
| March 21 | Saturday | at LSU* | SEC Network+ | Baton Rouge, La. | 6 p.m. |
| March 22 | Sunday | at LSU* | SEC Network | Baton Rouge, La. | 5 p.m. |
| March 23 | Monday | at LSU* | SEC Network | Baton Rouge, La. | 6 p.m. |
| March 27 | Friday | at Auburn* | SEC Network+ | Auburn, Ala. | 6 p.m. |
| March 28 | Saturday | at Auburn* | SEC Network+ | Auburn, Ala. | 4 p.m. |
| March 29 | Sunday | at Auburn* | SEC Network+ | Auburn, Ala. | 2 p.m. |
| April 1 | Tuesday | vs. UT Chattanooga | | Lexington, Tenn. | 5:30 p.m. |
| April 3 | Friday | Alabama* | SEC Network | Starkville | 5:30 p.m. |
| April 4 | Saturday | Alabama* | SEC Network | Starkville | 4 p.m. |
| April 5 | Sunday | Alabama* | SEC Network | Starkville | 2 p.m. |
| April 9 | Thursday | Arkansas* | SEC Network+ | Starkville | 5 p.m. |
| April 10 | Friday | Arkansas* | SEC Network+ | Starkville | 4 p.m. |
| April 11 | Saturday | Arkansas* | SEC Network+ | Starkville | 1:30 p.m. |
| April 14 | Tuesday | Southern Miss | SEC Network+ | Starkville | 5:30 p.m. |
| April 17 | Friday | at Georgia* | SEC Network+ | Athens, Ga. | 5 p.m. |
| April 18 | Saturday | at Georgia* | SEC Network+ | Athens, Ga. | 1 p.m. |
| April 19 | Sunday | at Georgia* | SEC Network+ | Athens, Ga. | 1 p.m. |
| April 24 | Friday | South Carolina* | SEC Network+ | Starkville | 5 p.m. |
| April 25 | Saturday | South Carolina* | SEC Network | Starkville | 5 p.m. |
| April 26 | Sunday | South Carolina* | SEC Network+ | Starkville | 12 p.m. |
| May 1 | Friday | at Texas A&M* | SEC Network | College Station, Texas | 5:30 p.m. |
| May 2 | Saturday | at Texas A&M* | SEC Network | College Station, Texas | 11 a.m. |
| May 3 | Sunday | at Texas A&M* | SEC Network+ | College Station, Texas | 12 p.m. |
| May 6-9 | Wed.-Sat. | SEC Tournament | SEC Network | Tuscaloosa, Ala. | TBD |
| May 14-17 | Thur.-Sun. | NCAA Regional | ESPN Networks | Campus Sites | TBD |
| May 21-24 | Thur.-Sun. | NCAA Super Regional | ESPN Networks | Campus Sites | TBD |
| May 30-June 4 | Sat.-Thur. | Women's College World Series | ESPN Networks | Oklahoma City, Okla. | TBD |

All times CT

*Southeastern Conference Game

Bold indicates home games

¹ NFCA Leadoff Classic

² Bulldog Kickoff Classic

³ Mary Nutter Collegiate Classic

⁴ The Snowman (Alex Wilcox Memorial)

⁵ Bulldog Slamboree

ALEX WILCOX



NO ONE FIGHTS ALONE

After inspiring the Starkville and softball community with her courageous battle with ovarian cancer, Mississippi State softball honored Alex Wilcox by retiring her jersey on September 15, 2018.

Dubbed the "Snowman" by her teammates and family, Wilcox's jersey was retired in a special halftime ceremony during Mississippi State football's contest versus Louisiana. Wilcox was the first female student-athlete in Mississippi State history to have her jersey retired.

"Alex epitomized what it meant to be a Mississippi State student-athlete," said Director of Athletics John Cohen. "Her courage, smile and positive commitment to life in the face of adversity touched the lives of so many. Alex's legacy will live on forever at Mississippi State as we retire her jersey and dedicate an award in her honor. Generations to come will know her inspirational story, what she stood for and that indeed 'no one fights alone.'"

The jersey retirement ceremony was accompanied with an on-campus celebration of Wilcox's life as teammates, family members and supporters shared their memories of the warrior they were honored to know.

Diagnosed with ovarian cancer in 2015, Wilcox defied the odds and continued to play softball throughout her treatments and helped lead Brantley (Ala.) High School to a pair of state championships. Wilcox, a Top 50 recruit in the class of 2017, committed to the Bulldogs during her junior season in high school.

Over her freshman campaign, Wilcox continued to battle cancer while continuing to pursue her dreams of playing collegiate softball. She sparkled during the fall, displaying her ability at the plate with home run power.

Despite being in the midst of chemotherapy treatments, Wilcox appeared in eight contests with three starts over her freshman season. She recorded three hits in her 15 at bats, including her first collegiate hit against UMass Lowell in March 2018. Balancing a full academic course load, Wilcox was named to the First-Year SEC Honor Roll in the spring of 2018.

Mississippi State softball rallied around Wilcox throughout the 2018 season with its "No One Fights Alone" campaign as the program wore teal uniforms during midweek contests to spread awareness for ovarian cancer and Wilcox's fight. Wilcox's constant positivity and determination throughout her battle drew support and praise from legends in the softball community like Olympians Michele Smith and Jessica Mendoza.

The campaign sparked as teams across the Southeastern Conference and the country rallied around Wilcox by wearing teal and sending messages of love and support. For their selfless efforts to support the cause, all 13 SEC softball programs were awarded the conference's Sportsmanship Award this past in June of 2018.

Wilcox passed away in her hometown on Brantley, Alabama, on June. 25. She was 18.



NUSZ PARK



THE HOME OF MSU SOFTBALL

Located on the north side of the Mississippi State University campus since 1997, Nusz Park, formerly known as the MSU Softball Field, sits in the heart of Mississippi State's physical plant.

The opening game at the MSU Softball Field came on Feb. 26, 1997, with the Bulldogs sweeping Samford in a doubleheader with back-to-back 4-0 scores. The opener was witnessed by over 300 brave fans that endured inclement weather.

Mississippi State holds a 444-235 (.654) overall record at the site, and won a school-record 24 games in the friendly confines of Nusz Park over both the 2017 and 2018 seasons.

Nusz Park, a \$6 million project, includes 1,000 maroon chairback seats, in addition to an expanded concourse that includes new restrooms and concession stands. There is also abundant standing room space around the grandstand and outfield. The outfield portion draws comparisons to Dudy Noble Field's world-famous Left Field Lounge. Also beyond the outfield wall, a state-of-the-art Daktronics video, the first video board in MSU Softball history, was installed.

It was announced on Jan. 22, 2016, that the facility would carry the name of alumni couple Tommy and Terri Nusz of Houston, Texas, and be known as Nusz Park. The Nusz' lead gift for the softball facility was part of a significant contribution from them for Infinite Impact: The Mississippi State University Campaign. The campaign gift continues their longtime support of the land-grant institution and will benefit athletics, academics and other areas of MSU.



TOP 15 CROWDS

| | ATT. | DATE | OPPONENT | RESULT |
|-----|-------|----------------|----------------|--------------------------|
| 1. | 1,612 | April 16, 2016 | LSU | L, 2-5 (12 inn.) |
| 2. | 1,577 | April 12, 2014 | Alabama | W, 4-2 |
| 3. | 1,562 | April 21, 2018 | Florida | L, 2-6 |
| 4. | 1,553 | April 12, 2013 | Ole Miss | W, 5-1 |
| 5. | 1,547 | April 25, 1998 | Ole Miss | W, 11-0 (5 inn.); W, 4-3 |
| 6. | 1,520 | April 19, 1997 | Alabama | L, 2-5; W, 2-1 |
| 7. | 1,474 | April 2, 2016 | Ole Miss | L, 3-4 |
| 8. | 1,413 | April 8, 2017 | South Carolina | W, 6-4 |
| 9. | 1,362 | April 18, 2015 | Tennessee | L, 3-5 |
| 10. | 1,292 | April 3, 2016 | Ole Miss | W, 1-0 (8 inn.) |
| 11. | 1,162 | April 17, 2016 | LSU | L, 1-12 (5) |
| 12. | 1,089 | April 19, 2015 | Tennessee | L, 8-16 (6 inn.) |
| 13. | 1,056 | March 18, 2017 | Alabama | W, 1-0 |
| 14. | 1,052 | May 6, 2018 | Tennessee | L, 3-6 |
| 15. | 1,017 | April 15, 2000 | Kentucky | W, 6-2; W, 7-3 |

In addition, the new press box was constructed to the specifications of ESPN and the SEC Network. The structure contains separate booths for both home and visiting radio crews, TV crews and working media.

The playing surfaces across MSU athletics have always been regarded as some of the top surfaces in the country, with the field at Nusz Park being no different.

It features Mississippi Pride grass – developed by researchers on the campus. The dimensions of the MSU Softball Field remain intact, stretching 200 feet down the lines and 220 feet to center field. The upgrades include new and updated bullpens, as well as a turf foul area marked by the Mississippi State logo and the school's trademark phrase, "Hail State."

MSU and visiting players and coaches enjoy brand-new, larger dugouts and new locker rooms. In addition, a new training room is present to help keep players in shape to perform at the highest level.

The ballpark is considered as one of the top collegiate softball facilities in the nation. The Bulldogs' first action in the new digs came against Georgia Southern, a 6-0 victory on Feb. 11, 2016. MSU opened play at Nusz Park with six-straight victories, including a sweep of the Bulldog Kickoff. State captured its first SEC win at Nusz with a 6-3 win against eventual WCWS finalists and third-ranked Auburn on March 19.

Nusz Park was on national display, as it hosted the 2016 Southeastern Conference Softball Tournament over May 11-14, 2016. The four-day event hosted 12 teams and a total of 11 games and drew praise from coaches across the league to ESPN and SEC Network officials.

"This is an awesome venue. We have been here a couple of days now. We had not been to the new stadium yet, so to be able to see the stadium, first and foremost, really shows a commitment to the

NUSZ PARK



sport of softball,” Kentucky softball head coach Rachel Lawson said. “But then to see all the hard work that went into throwing the SEC Tournament was awesome, right down to the smallest detail. They have been tremendous, the city of Starkville and the surrounding areas have been tremendous.”

Overall, the Bulldogs are 85-38 (.691) at home since the re-opening of Nusz Park in 2016.

Over the 2018 season, Mississippi State posted a 24-10 record at Nusz Park, tying the program record for most home wins over a single season. The Bulldogs earned three victories over ranked opponents at Nusz Park over the 2018 campaign, which included topping No. 7 Georgia, 5-4, on March 24, No. 10 Texas A&M, 4-3, on April 7 and No. 7 Tennessee, 10-3, on May 5. It was MSU's first home victory over the Lady Volunteers since 2010.

Hosting No. 5 Florida over Super Bulldog Weekend, MSU turned in its third-largest crowd in the facility as 1,562 fans packed the grandstand on April 21.

The Bulldogs' new home will open its fifth season in the spring of 2020.



NUSZ PARK RECORDS

| AT BATS | | | DATE | OPPONENT |
|------------|----|---------------------------------|--------------|-----------------|
| Team | 47 | by LSU | Mar. 8, 2013 | Mississippi St. |
| Individual | 7 | Olivia Golden (Mississippi St.) | May 7, 2017 | Kentucky |

| RUNS | | | DATE | OPPONENT |
|------------|----|-------------------------|--------------|---------------|
| Team | 30 | by Louisiana Tech | Feb. 6, 2004 | Jackson State |
| Individual | 5 | Angela Toures (Bradley) | Feb. 6, 2004 | Jackson State |

| HITS | | | DATE | OPPONENT |
|------------|----|------------------------------|--------------|---------------|
| Team | 23 | by Louisiana Tech | Feb. 6, 2004 | Jackson State |
| Individual | 5 | Brittany Mynsberge (Bradley) | Feb. 6, 2004 | Jackson State |

| RUNS BATTED IN | | | DATE | OPPONENT |
|----------------|----|------------------------------|--------------|---------------|
| Team | 23 | by Bradley | Feb. 6, 2004 | Jackson State |
| Individual | 7 | Brittany Mynsberge (Bradley) | Feb. 6, 2004 | Jackson State |

| DOUBLES | DATE | OPPONENT |
|-------------------|----------------------------------|-----------------|
| Team 8 | by LSU | Apr. 4, 1998 |
| Individual 3 (2x) | last by Whitney Cloer (Arkansas) | Mar. 17, 2009 |
| | | Mississippi St. |

| TRIPLES | | | DATE | OPPONENT |
|-------------------|---|--|---------------|-------------|
| Team 6 | by Mississippi St. | | Feb. 20, 2004 | Alabama A&M |
| Individual 2 (7x) | last by Ashley Phillips (Mississippi St.) | | Mar. 3, 2012 | Columbia |

| HOME RUNS | | | DATE | OPPONENT |
|-------------------|--|--|---------------|-----------|
| Team 4 | by Mississippi St. | | May 6, 2018 | Tennessee |
| Individual 2 (9x) | last by Katie Gentle (Mississippi St.) | | Apr. 20, 2015 | Tennessee |

| WALKS (BATTING) | | | DATE | OPPONENT |
|-----------------|--------------------------------|--|---------------|----------|
| Team 11 (4x) | last by Mississippi St. | | May 7, 2017 | Kentucky |
| Individual 4 | Katie Cooley (Mississippi St.) | | Mar. 30, 2005 | LSU |

| STRIKEOUTS (BATTING) | | | DATE | OPPONENT |
|----------------------|--------------------|--|--------------|----------|
| Team 22 | by Mississippi St. | | Mar. 8, 2013 | LSU |

| STRIKEOUTS (PITCHING) | | | DATE | OPPONENT |
|-----------------------|--------------------|--|--------------|-----------------|
| Individual 22 | Rachele Fico (LSU) | | Mar. 8, 2013 | Mississippi St. |

| LONGEST REGULATION GAME | | | DATE | OPPONENT |
|-------------------------|-----------------|--|---------------|----------|
| 4 hours, 32 minutes | Mississippi St. | | Mar. 18, 2016 | Auburn |



MIA DAVIDSON

CATCHER / INFILDER | R/R | 5-5 | JUNIOR | HILLSBOROUGH, N.C. | ORANGE HS

33

2019 | SOPHOMORE

Started a total of 57 contest with 56 coming behind the dish ... made one start at designated player for the Bulldogs ... turned in an All-American performance at the plate as one of the top sluggers in the Southeastern Conference and across all of Division I softball ... earned her second straight First Team All-SEC Honors ... tabbed a Top 10 finalist for USA Softball Collegiate Player of the Year ... selected to the NFCA All-South Region First Team and the NFCA All-America Third Team ... member of the SEC Spring Academic Honor Roll ... led MSU and ranked ninth in the SEC with a .373 batting average, collecting 63 hits ... scored a team-leading and career-high 52 runs over the season, which ranks tied for ninth in MSU single-season laurels ... slugged eight doubles and shattered multiple records with 26 home runs to hold an MSU single-season record .882 slugging percentage ... her 26 home runs set the Mississippi State single-season and sophomore records and also shattered the SEC's single-season mark ... finished second nationally in total home runs and home runs per game with a .46 average ... slugging mark ranked third highest in the conference and sixth across all of Division I softball ... led the Bulldogs at the plate and ranked third in the conference with a career-high 64 RBI, the second most over a season in program history ... just the third Bulldog to collect 60+ RBI in a season and the first to do so since Iyhia McMichael in 2003 ... ranked 12th nationally in total RBI and averaged 1.12 RBI per game to rank 10th in DI softball ... lone student-athlete in the SEC to record 50+ runs scored, 60+ hits and 60+ RBI over the season ... led Mississippi State in multi-hit (19) and multi-RBI (16) contests ... collected 149 total bases over the season, tied for the fourth most in school history and ranked third in the SEC in 2019 ... led the Bulldogs with a team-high .476 on-base mark that was aided by 23 walks and 14 hit by pitches, tied for the fifth most over a single season ... knocked four sacrifice flies to rank tied for third in MSU single-season history with teammate Fa Leilua ... saw growth defensively with a career-high .983 fielding percentage ... tallied 300 putouts and 37 assists behind the plate with just six errors ... threw out 12 would-be base stealers, tied for second in the SEC, and recorded a league-leading six pickoffs ... in her very first plate appearance of the 2019 season, slugged a home run against **Middle Tennessee (2/8)** ... slugged the first grand slam of her career against **Valparaiso (2/9)** ... reached base safely in a career-high 19 consecutive games spanning Feb. 15 to Mar. 16 ... closed the **Puerto Vallarta Challenge (2/14-2/16)** with an 8-for-12 ledger at the plate with three home runs, five runs scored and seven RBI to earn All-Tournament Team honors ... set Mississippi State's single-game records for home runs (3) and total bases (12) with an explosive night at the plate **vs. No. 5 Washington (2/14)** in Puerto Vallarta ... second multi-homer game of the season came against **SE Louisiana (2/24)** ... slugged a solo home run in the eighth innings against the Lady Lions to tie the game and force a ninth inning ... knocked her second grand slam of the season at **Memphis (3/27)** to complete MSU's comeback victory over the Tigers ... her third multi-home run game of the year came **vs. Kansas (3/2)** at the Duke Invitational as she went yard twice for four RBI ... tallied the 100th hit of her MSU career against **Mississippi Valley State (3/8)** ... matched her career high with three runs scored at **No. 15 Kentucky (3/16)** ... broke Mississippi State's sophomore home run record with her 16th homer of the season at **No. 4 Alabama (3/29)** ... homer came in the top of the seventh to tie the game and force extra innings against the Tide ... recorded her fifth multi-homer game of the season, slugging her 19th and 20th homers of the year against **Memphis (4/10)** to set Mississippi State's single-season record and set a career-high with five RBI in the contest ... started her 100th game in a Bulldog uniform at **No. 9 Tennessee (4/12)** ... recorded the 100th RBI of her MSU career with a sacrifice fly against the **Lady Vols (4/14)** ... two-run home run in the bottom of the fifth against **Missouri (4/28)** tied the SEC's single-season home run record ... scored the 100th run of her Bulldog career **vs. No. 17 Ole Miss (5/9)** at the SEC Tournament in College Station ... shattered the SEC's single-season record **vs. Seattle (5/18)** in the Seattle Regional ... home run was the 45th of her career, which set a new Mississippi State career record.

2018 | FRESHMAN

Top 10 Finalist for Schutt Sports/NFCA National Freshman of the Year, the first Bulldog to ever be named a finalist for the award ... earned NFCA All-South Region Second Team Accolades ... just the third Bulldog in program history to be tabbed SEC Freshman of the Year and the first since two-time All-American Courtney Bures in 2005 ... earned All-SEC First Team and SEC-All Freshman Team laurels ... named SEC Freshman of the Week honoree (Feb. 12, Mar. 13, Apr. 17) on three occasions, becoming the first MSU freshman in school history to win the award at least three times ... only Bulldog freshman to start all 61 games, earning 52 starts behind the plate, eight at third base and one at designated player ... set MSU's single-season record for home runs (19) and closed the season ranked fourth in slugging percentage (.762), sixth in total bases (144) and tied for seventh in RBI (48) in single-season history ... her 19 home runs over her freshman season alone ranked ninth in MSU career history ... led the team in batting average (.370), slugging percentage (.762), on-base percentage (.452), runs scored (50), hits (70), RBI (48), doubles (13), home runs (19) and total bases (144) ... one of the top hitters nationally ranking 11th in Division I in home

MSU CAREER RECORDS

| | | |
|---------------------|-------|------|
| Home Runs | 1st | 45 |
| Slugging Percentage | 1st | .818 |
| On-Base Percentage | 4th | .464 |
| Batting Average | T-5th | .372 |
| Hit by Pitches | 9th | 25 |
| Runs Batted In | 9th | 112 |

SEC SINGLE-SEASON RECORDS

| | | | |
|-----------|-----|----|------|
| Home Runs | 1st | 26 | 2019 |
|-----------|-----|----|------|

MSU SINGLE-SEASON RECORDS

| | | | |
|---------------------|-------|------|------|
| Home Runs | 1st | 26 | 2019 |
| | 3rd | 19 | 2018 |
| Runs Batted In | 2nd | 64 | 2019 |
| | T-9th | 48 | 2018 |
| Slugging Percentage | 1st | .882 | 2019 |
| | 5th | .762 | 2018 |
| Total Bases | T-4th | 149 | 2019 |
| | 7th | 144 | 2018 |
| Runs Scored | T-9th | 52 | 2019 |
| Sacrifice Flies | T-3rd | 4 | 2019 |
| Hit by Pitches | T-5th | 14 | 2019 |

CAREER HIGHS

| | | |
|----------------|-------|---|
| At Bats | 5 | 3x, last at Alabama (3/31/19) |
| Hits | 3 | 9x, last at Alabama (3/31/19) |
| Runs Scored | 3 | 4x, last at Kentucky (3/16/19) |
| Runs Batted In | 5 | 2x, last vs. Memphis (4/10/19) |
| Doubles | 1 | 21x, last vs. Ole Miss (4/20/19) |
| Triples | 1 | 2x, last vs. S. Alabama (2/17/18) |
| Home Runs | 3 | vs. Washington (2/14/19) |
| Walks | 3 | 2x, last vs. Valparaiso (2/9/19) |
| Stolen Bases | 1 | 4x, last vs. Sacramento St. (2/15/19) |
| Putouts | 16 | vs. Drake (2/18/18) |
| Assists | 4 | vs. Valparaiso (2/9/19) |
| Hitting Streak | 16 gm | (2/9/18 vs. Mississippi Valley St. to 3/2/2018 vs. Lamar) |

MIA DAVIDSON CONTINUED

runs and total bases and 23rd in slugging percentage ... led MSU with 20 multi-hit contests and 15 multi-RBI contests over her debut season ... strong behind the plate with a total of 357 putouts and 40 assists, including throwing out 11 would-be base stealers ... recorded a hit in 46 of MSU's 61 contests and closed the season as the only Bulldog with 45 or more hits, runs scored and RBIs ... opened her freshman campaign by recording hits in 16 consecutive games, which tied for the 11th longest hitting streak in program history ... knocked her first collegiate hit and scored two runs in her debut vs. Mississippi Valley State (2/9) ... capped off a 3-for-3 performance vs. Omaha (2/9) with three RBI and slugged her first collegiate home run with a dinger over the Nusz Park videoboard ... slugged first triple of her career vs. UT Martin (2/15) ... recorded a career-high 16 putouts vs. Drake (2/18) ... went 2-for-3 at the plate, recording two RBIs and a career-high three runs scored at Alabama State (3/27) ... reached base in all four plate appearances at Troy (4/25) with a single and career-best three walks ... recorded two homers over the Tennessee series (5/4-5/6) to break the MSU freshman home run record of 18 ... set the MSU single-season homer record vs. No. 9 Arizona during the Tucson Regional (5/20) with a solo home run.

HIGH SCHOOL

Stellar catcher and third baseman at Orange High School, serving a team captain her junior season ... ranked as the fourth-best recruit of the 2017 class by FloSoftball, making her one of the highest-ranked recruits in MSU history ... honored as 2016 and 2017 North Carolina Gatorade Player of the Year ... named to the American Family Insurance 2016 and 2017 All-USA Team ... earned national recognition as MaxPrep Player of the Week as a junior ... tabbed as a Select30 All-American on multiple occasions, including grabbing First Team honors ... reeled in four straight 3A District Player of the Year awards ... three-time Big 8 Conference Player of the Year selection ... four-time All-Conference, All-District and All-State honoree ... as a freshman, held a .522 average with 25 RBI, 12 home runs and a .681 OBP to lead OSH to a 14-5 record ... bettered that performance as a sophomore with a .729 clip at the plate with 28 RBI and 11 homers with an astounding .819 on-base percentage ... set career highs as a junior behind a .740 average, 851 on-base percentage, 49 RBI and 18 home runs ... finished her junior season just two homers shy of the NCHSAA career record of 43 and one short of the NCHSAA single-season record of 19 ... played travel ball with the NC Lady Lighting, coached by John Corn, and the AL Birmingham Thunderbolts Premier, coached by Rocky Thompson ... helped the Lady Lighting to a 13th-place finish at the PGF Nationals ... strong academically as a member of the "A" Honor Roll, BETA clubs, National Achiever Society and Minority Achievers Program.

PERSONAL

Born Mia Sky Davidson on July 9, 1999, to Eddie and Christina Davidson ... both parents served in the U.S. Army ... has two sisters, Montana and Tre' ... Montana also plays softball for MSU ... skilled in performing bat tricks and collects baseball cards ... majoring in kinesiology ... Twitter handle is @MIASKY3332.



HONORS / AWARDS

| |
|--|
| 2020 Preseason All-SEC |
| 2019 NFCA Third Team All-American |
| 2019 NFCA All-South Region First Team |
| 2019 Softball America First Team All-American |
| 2019 USA Softball Collegiate Player of the Year Finalist |
| 2019 First Team All-SEC |
| 2019 SEC Academic Honor Roll |
| 2019 Puerto Vallarta College Challenge All-Tournament Team |
| 2018 Schutt Sports/NFCA National Freshman of the Year Finalist |
| 2018 NFCA All-South Region Second Team |
| 2018 SEC Freshman of the Year |
| 2018 First Team All-SEC |
| 2018 SEC All-Freshman Team |
| 2018 SEC Freshman of the Week (Feb. 12, Mar. 13, Apr. 17) |
| 2018 SEC First Year Academic Honor Roll |

DAVIDSON'S CAREER HITTING/FIELDING STATS

| YEAR | AVG | GP-GS | AB | R | H | 2B | 3B | HR | RBI | TB | SLG% | BB | HBP | SO | GDP | OB% | SF | SH | SB | ATT | PO | A | E | FLD% |
|-------|------|---------|-----|-----|-----|----|----|----|-----|-----|------|----|-----|----|-----|------|----|----|----|-----|-----|----|----|------|
| 2018 | .370 | 61-61 | 189 | 50 | 70 | 13 | 2 | 19 | 48 | 144 | .762 | 19 | 11 | 26 | 0 | .452 | 2 | 0 | 2 | 3 | 357 | 40 | 16 | .961 |
| 2019 | .373 | 57-57 | 169 | 52 | 63 | 8 | 0 | 26 | 64 | 149 | .882 | 23 | 14 | 22 | 2 | .476 | 4 | 0 | 2 | 2 | 300 | 37 | 6 | .983 |
| TOTAL | .372 | 118-118 | 358 | 102 | 133 | 21 | 2 | 45 | 112 | 293 | .818 | 42 | 25 | 48 | 2 | .464 | 6 | 0 | 4 | 5 | 657 | 77 | 22 | .971 |



MONTANA DAVIDSON

INFILDER | R/R | 5-4 | JUNIOR | HILLSBOROUGH, N.C. | ORANGE HS

32

2019 | REDSHIRT SOPHOMORE

Started all 58 games at third base and was one of just two Bulldogs to start every contest ... hit .269 with seven doubles and 21 RBIs ... RBIs were fifth on the team ... posted a .922 fielding percentage with 54 putouts and 65 assists ... in her first collegiate start and first game since returning from injury, knocked a career-high three hits, including a double, with one RBI and a run scored against **Middle Tennessee (2/8)** ... drove in the go-ahead run in the bottom of the sixth against **Sacramento State (2/15)** with the first sacrifice fly of her career, giving MSU a 6-5 lead ... slugged the first home run of her Bulldog career on at **No. 15 Kentucky (3/16)** ... drove in the game-winning run in MSU's come-from-behind win against **No. 17 Auburn (3/22)**, with a one-run double in the third inning ... turned in a career performance against **Missouri (4/28)**, going 2-for-3 with a double and a home run driving in a career-high four RBI to pick up her first multi-RBI game of her career ... went 3-for-4 with an RBI, double and run scored in the Seattle Regional **vs. Seattle (5/18)**.

2018 | SOPHOMORE

Did not see action due to knee injury and was awarded a medical redshirt.

2017 | FRESHMAN

Made six appearances, primarily as a pinch hitter ... also saw time off the bench at third base ... batted .333 (3-for-9) with a double and run scored ... made career debut as a pinch hitter vs. Alabama State (3/2) and recorded her first career hit ... drove her first career double vs. Central Arkansas (3/5) ... went 1-for-2 vs. Mississippi Valley State (3/29).

HIGH SCHOOL

Three-time All-State star at Orange High School, playing for coaches Tonya Daye and father Cliff Davidson ... four-time All District and All-Conference player ... led the Panthers to the 2012-13 and 2015-16 conference championships ... two-time team captain ... capped her career with a .488 batting average, .567 on-base percentage, 10 home runs and a career-high 50 RBI in her senior season ... tallied a .426 average with 24 RBI and four homers (one grand slam) in her junior year ... hit at a career-high .492 clip and batted in 31 runs and knocked 10 out of the park her second year, earning her first All-State honor ... opened her career with a .316 average with 19 RBI and a pair of home runs in her freshman campaign ... was also a member of the Orange High School volleyball program as the team's libero, while also playing opposite hitter ... starred on the travel ball scene, finishing her career ranked 49th in FloSoftball's 2016 class ... named to the 2016 Southeast Regional All-America Team ... played for Lady Lightning Gold, finishing in the Top 20 in PGF 18U Nationals in 2016 ... also tallied a third-place finish in TC/USA 18U.

COMMUNITY SERVICE / ACADEMICS

Finished her high school academic career with a 4.23 GPA, earning a spot on the Honor Roll all four years ... earned the U.S. Marine Corps Scholastic Excellence Award ... also received the National Achiever's Award and the Minority Achiever's Award.

PERSONAL

Born Montana Shae Davidson on Feb. 17, 1998, to Eddie and Christina Davidson ... both parents served in the U.S. Army ... has two sisters, Mia and Tre' ... Mia also plays softball for MSU ... majoring in kinesiology ... Twitter handle is @tanashae32.

CAREER HIGHS

| | | |
|----------------|------|---|
| At Bats | 6 | at Alabama (3/31/19) |
| Hits | 3 | 2x, last vs. Seattle (5/18/19) |
| Runs Scored | 1 | 13x, last vs. Seattle (5/18/19) |
| Runs Batted In | 4 | vs. Missouri (4/28/19) |
| Doubles | 1 | 8x, last vs. Seattle (5/18/19) |
| Home Runs | 1 | 2x, last vs. Missouri (4/28/19) |
| Walks | 2 | vs. Ole Miss (4/19/19) |
| Stolen Bases | 1 | vs. Middle Tennessee (2/8/2019) |
| Putouts | 3 | 2x, last at Florida (5/3/19) |
| Assists | 4 | vs. Valparaiso (2/9/19) |
| Hitting Streak | 5 gm | (5/8/19 vs. Texas A&M to 5/18/19 vs. Seattle) |

DAVIDSON'S CAREER HITTING/FIELDING STATS

| YEAR | AVG | GP-GS | AB | R | H | 2B | 3B | HR | RBI | TB | SLG% | BB | HBP | SO | GDP | OB% | SF | SH | SB | ATT | PO | A | E | FLD% |
|--------------|-----------------------|--------------|------------|-----------|-----------|----------|----------|----------|-----------|-----------|-------------|----------|----------|-----------|----------|-------------|----------|----------|----------|----------|-----------|-----------|-----------|-------------|
| 2017 | .333 | 6-0 | 9 | 1 | 3 | 1 | 0 | 0 | 0 | 4 | .444 | 0 | 0 | 1 | 0 | .333 | 0 | 0 | 0 | 1 | 0 | 3 | 0 | 1.000 |
| 2018 | --- REDSHIRT YEAR --- | | | | | | | | | | | | | | | | | | | | | | | |
| 2019 | .269 | 58-58 | 160 | 12 | 43 | 7 | 0 | 2 | 21 | 56 | .350 | 8 | 1 | 14 | 1 | .302 | 3 | 2 | 1 | 1 | 54 | 65 | 10 | .922 |
| TOTAL | .272 | 64-58 | 169 | 13 | 46 | 8 | 0 | 2 | 21 | 60 | .355 | 8 | 1 | 15 | 1 | .304 | 3 | 2 | 1 | 2 | 54 | 68 | 10 | .924 |



CANDACE DENIS

PITCHER / UTILITY | L/R | 5-9 | SENIOR | MALAKOFF, TEXAS | MALAKOFF HS / UMASS

3

2019 | JUNIOR

Appeared in 55 contests, making 47 starts over her junior season ... earned 26 starts in left field, 16 at right field and made five starts in the circle ... tallied five relief appearances as a pitcher and also saw time as a pinch runner and pinch hitter ... finished the season ranking third on the squad with a .338 batting average after going 45-for-133 at the plate and crossed home plate 23 times ... ranked fifth on the team with a career-high 13 multi-hit contests ... slugged three triples and two home runs to hold a .406 slugging percentage while driving in 13 runs ... drew three walks and three hit by pitches to post a .364 on-base mark and led the team with four sacrifice hits ... successful in all six stolen base attempts, ranking third on the squad in stolen bags ... defensively, recorded 52 putouts and eight assists with only two errors to hold a .968 fielding percentage ... earned her first victory of the season in the circle, tossing four innings against **Valparaiso (2/9)** ... went 2-for-2 with a career-high two runs scored against **UCF (2/16)** for the third multi-hit contest of her Bulldog career ... sparked MSU's seventh-inning comeback at **Memphis (2/27)** with a two-out, infield single and scored the tying run as part of Mia Davidson's game-winning grand slam ... tossed a one-hit shutout against **Mississippi Valley State (3/8)** and slugged the first home run of her career, ending the contest with a career-high four RBI ... knocked a career-high three hits, including an inside-the-park home run against **Jacksonville State (4/3)**, scoring two runs and tying her career-high with four RBI ... matched her career highs in hits (3) and runs scored (2) at **UAB (4/16)** ... turned in her third, three-hit contest of the season, going 3-for-4 at the plate vs. **No. 17 Ole Miss (5/9)** at the SEC Tournament.

2018 | SOPHOMORE

Appeared in 21 total games for Mississippi State and earned a total of 12 starts, splitting time in the outfield and in the circle ... made her MSU debut, coming off the bench to play in the outfield vs. **Mississippi Valley State (2/9)** ... drew her first start as a Bulldog, playing left field vs. **Omaha (2/9)** and drew a walk ... pitching debut came vs. **Mississippi Valley State (2/11)**, tossing two shutout innings of relief ... recorded the first save of her career, tossing three scoreless innings against **Murray State (2/16)** ... drove home the game-winning run vs. **Drake (2/18)** with an RBI double, her first extra-base hit as a Bulldog ... picked up her first start in the circle and secure the first victory of her career against **Lamar (3/2)**, allowing just one run off two hits in the outing ... tossed a complete game shutout vs. **UMass Lowell (3/11)** in just her second start in the circle as a Bulldog ... came into a base-loaded jam in a relief appearance and preserved MSU's 3-1 lead vs. **Memphis (4/17)** ... made her first start in SEC play in the circle in the series opener against **No. 5 Florida (4/20)** and struck out a career-high six Gators.



MSU SINGLE-SEASON RECORDS

| | | | |
|----------------------|-------|----|------|
| Fewest Runs Allowed | 4th | 30 | 2018 |
| Fewest Hits Allowed | T-4th | 51 | 2018 |
| Fewest Walks Allowed | T-4th | 20 | 2018 |

CAREER HIGHS

| | | |
|-----------------------|------|--|
| At Bats | 5 | 3x, last at Alabama (3/31/19) |
| Hits | 3 | 5x, last vs. Ole Miss (5/9/19) |
| Runs Scored | 3 | vs. Samford (3/4/17) |
| Runs Batted In | 4 | 2x, last vs. Jacksonville State (4/3/19) |
| Doubles | 1 | 6x, last vs. LSU (4/6/19) |
| Home Runs | 1 | 3x, last vs. Jacksonville State (4/3/19) |
| Walks | 1 | 8x, last at Tennessee (4/13/19) |
| Stolen Bases | 4 | vs. San Jose State (3/10/17) |
| Putouts | 4 | vs. SIU-Edwardsville (2/25/17) |
| Assists | 5 | vs. Siena (2/17/17) |
| Hitting Streak | 5 gm | (3/5/19 vs. UT Martin to 3/10/19 vs. Mississippi Valley St.) |
| Innings (Start) | 10.1 | vs. Central Arkansas (3/4/17) |
| Innings (Relief) | 6.2 | vs. Tennessee (5/4/18) |
| Strikeouts (Start) | 9 | 3x, last vs. Seton Hall (3/11/17) |
| Strikeouts (Relief) | 4 | 2x, last at Alabama State (3/27/18) |
| Walks (Start) | 7 | 2x, last vs. Miss. Valley St. (3/8/19) |
| Walks (Relief) | 4 | vs. Tennessee (5/4/18) |
| Hits Allowed (Start) | 10 | 2x, last vs. Florida (4/20/18) |
| Hits Allowed (Relief) | 8 | vs. Tennessee (5/4/18) |
| Runs Allowed (Start) | 8 | 2x, last vs. Ole Miss (4/19/19) |
| Runs Allowed (Relief) | 6 | 2x, last at Arkansas (3/31/18) |
| Earned Runs (Start) | 6 | 2x, last vs. Florida (4/20/18) |
| Earned Runs (Relief) | 5 | at Dayton (5/6/17) |

CANDACE DENIS CONTINUED

2017 | FRESHMAN (AT UMASS)

Signed with UMass out of high school where she put together one of the best freshman campaigns in the Atlantic 10 ... started in all 53 contests for UMass, splitting time as a pitcher, infielder, outfielder and designated player ... posted an 8-8 record in the circle with a 3.02 ERA ... tossed 13 complete games, while striking out 99 batters ... ranked third overall and second amongst A-10 rookies in batting average against (.221) ... finished second in the league with a 5.80 hits per seven inning average ... closed her debut season with a .296 average at the plate with 47 hits, 31 runs scored and 14 RBIs ... set the UMass freshman record for steals in a season with 25, which ranked tied for fifth all-time ... reeled in NFCA All-Northeast Region Third Team honors ... landed on the A-10 All-Rookie and All-Championship teams.

HIGH SCHOOL

Four-year letterwinner at Malakoff High School as a pitcher and utility player ... served as the team captain for three seasons and was twice honored as the team MVP ... reeled in all-state honors twice over her career ... named 2015 18-3A Player of the Year and Offensive Player of the Year ... also lettered in volleyball and track and field at Malakoff.

COMMUNITY SERVICE / ACADEMICS

Selected to the 2019 SEC Spring Academic Honor Roll ... also earned a spot on the 2018 SEC First-Year Academic Honor Roll.

PERSONAL

Born Candace Renae Denis on Mar. 20, 1998 to Ronald and Jennifer Denis ... has one sister, Brianna ... majoring in English with a minor in creative writing ... also part of MSU's theater crew as a stage makeup designer and working in special effects ... Twitter handle is @candace_denis.

DENIS' CAREER HITTING/FIELDING STATS

| YEAR | AVG | GP-GS | AB | R | H | 2B | 3B | HR | RBI | TB | SLG% | BB | HBP | SO | GDP | OB% | SF | SH | SB | ATT | PO | A | E | FLD% |
|--------------|-------------|----------------|------------|-----------|-----------|----------|----------|----------|-----------|------------|-------------|----------|----------|-----------|----------|-------------|----------|-----------|-----------|-----------|------------|-----------|-----------|-------------|
| 2017* | .296 | 51-51 | 152 | 31 | 45 | 2 | 1 | 1 | 13 | 52 | .342 | 4 | 4 | 22 | 0 | .329 | 1 | 6 | 25 | 48 | 44 | 57 | 13 | .886 |
| 2018 | .240 | 21-8 | 25 | 4 | 6 | 1 | 0 | 0 | 1 | 7 | .280 | 1 | 0 | 3 | 0 | .269 | 0 | 0 | 5 | 6 | 4 | 8 | 1 | .923 |
| 2019 | .338 | 51-45 | 133 | 23 | 45 | 3 | 0 | 2 | 13 | 54 | .406 | 3 | 3 | 15 | 0 | .364 | 1 | 4 | 6 | 6 | 52 | 8 | 2 | .968 |
| TOTAL | .310 | 123-104 | 310 | 58 | 96 | 6 | 1 | 3 | 27 | 113 | .365 | 8 | 7 | 40 | 0 | .339 | 2 | 10 | 36 | 60 | 100 | 73 | 16 | .915 |

*at UMass

DENIS' CAREER PITCHING STATS

| YEAR | ERA | W-L | APP | GS | CG | SHO | CBO | SV | IP | H | R | ER | BB | SO | 2B | 3B | HR | BF | B/Avg | WP | HBP | BK | SFA | SHA |
|--------------|-------------|--------------|-----------|-----------|-----------|----------|----------|----------|--------------|------------|------------|-----------|-----------|------------|-----------|----------|-----------|------------|-------------|-----------|-----------|----------|----------|-----------|
| 2017* | 3.02 | 8-8 | 21 | 18 | 13 | 2 | 0 | 0 | 120.2 | 100 | 64 | 52 | 64 | 99 | 14 | 3 | 7 | 538 | .221 | 12 | 11 | 0 | 3 | 8 |
| 2018 | 3.11 | 4-3 | 17 | 4 | 3 | 1 | 2 | 1 | 56.1 | 51 | 30 | 25 | 20 | 46 | 10 | 2 | 6 | 239 | .238 | 6 | 0 | 0 | 2 | 3 |
| 2019 | 2.71 | 3-1 | 10 | 5 | 1 | 1 | 0 | 0 | 20.2 | 20 | 15 | 8 | 9 | 18 | 3 | 0 | 1 | 96 | .247 | 0 | 3 | 0 | 1 | 2 |
| TOTAL | 3.01 | 15-12 | 48 | 27 | 17 | 4 | 2 | 1 | 197.2 | 171 | 109 | 85 | 93 | 163 | 27 | 5 | 14 | 873 | .229 | 18 | 14 | 0 | 6 | 13 |

*at UMass



GRACE FAGAN

PITCHER | L/L | 6-0 | SOPHOMORE | SWEDESBORO, N.J. | KINGSWAY REGIONAL HS

31

2019 | FRESHMAN

Made 28 appearances, making 11 starts ... posted a 7-7 record with four saves ... ranked sixth in the SEC in saves ... made her MSU debut on with a start against **Middle Tennessee (2/8)**, striking out seven in her first collegiate win ... recorded her first relief appearance against **No. 5 Washington (2/14)**, allowing one unearned run off four hits and striking out four ... tallied her first save of the season against **Georgia Tech (2/23)**, tossing 2.2 innings and allowing just one hit and one walk with a strikeout ... made her SEC debut on **at No. 15 Kentucky (3/15)**, striking out five in the contest ... earned her third save of the season **at No. 4 Alabama (3/31)**, coming into a bases-loaded situation with no outs in the bottom of the 12th to preserve MSU's 12-5 victory ... facing the tying run on base in both the sixth and seventh innings, recorded her fourth save of the season by tossing two scoreless innings, allowing just one hit and two walks while striking out one **at UAB (4/16)** ... tossed 6.2 scoreless innings **at No. 7 Florida (5/4)** to help secure Mississippi State's first series win in Florida since 2013.

HIGH SCHOOL

One of the top recruits in the country and was ranked as high as eighth nationally by FloSoftball ... signed as the 19th-ranked recruit of the 2018 class by the organization ... prepped at Kingsway Regional High School and served as team captain her senior season ... selected the 2017 South Jersey Pitcher of the Year ... led the Dragons to a 24-5 record and the Tri-County Conference-Royal Division Championship her junior season ... reached the quarterfinals of the stacked South Jersey Group 4 State Championship ... struck out 316 over 166 innings of work to post a 1.14 ERA and held opponent to just a .140 average over her first season as a full-time varsity starter ... staple in the third hole of the batting order and held a .415 average at the plate with help of 44 hits ... earned First Team All-Conference and All-State laurels ... nominated for New Jersey's Gatorade Player of the Year ... as a freshman, served as the No. 2 pitcher for the Dragons and helped the team to a 21-5 record ... held a 9-1 record in the circle over her debut season and struck out 74 batters ... spent her sophomore season traveling extensively as a member of the Birmingham Thunderbolts Premier ... helped the Thunderbolts to a third-place finish at the 2016 PGF National Championship.

COMMUNITY SERVICE / ACADEMICS

Member of the National Honor Society and World Language National Honors Society while in high school.

PERSONAL

Born Grace Barbara Fagan on Feb. 6, 2000, to Sean and Tracy Fagan ... both parents played basketball at Mount St. Mary's ... has two brothers, Bradley and Jordan, and two sisters, Cassidy and Alexa ... majoring in biological sciences on the pre-med track ... spends free time painting ... Twitter handle is @gracefagan31.

CAREER HIGHS

| | | |
|-----------------------|-----|--|
| Innings (Start) | 6.2 | at Florida (5/4/19) |
| Innings (Relief) | 5.2 | at Alabama (3/30/19) |
| Strikeouts (Start) | 7 | vs. Middle Tennessee (2/8/19) |
| Strikeouts (Relief) | 5 | 2x, last vs. Jacksonville State (4/3/19) |
| Walks (Start) | 5 | at Florida (5/4/19) |
| Walks (Relief) | 5 | vs. Ole Miss (5/9/19) |
| Hits Allowed (Start) | 7 | vs. Kansas (3/2/19) |
| Hits Allowed (Relief) | 5 | 2x, last vs. LSU (4/6/19) |
| Runs Allowed (Start) | 8 | at Kentucky (3/15/19) |
| Runs Allowed (Relief) | 5 | at Alabama (3/30/19) |
| Earned Runs (Start) | 4 | vs. Auburn (5/24/2019) |
| Earned Runs (Relief) | 5 | at Alabama (3/30/19) |
| Putouts | 1 | vs. Jacksonville State (4/3/19) |
| Assists | 2 | vs. SE Louisiana (2/24/19) |

FAGAN'S CAREER HITTING/FIELDING STATS

| YEAR | AVG | GP-GS | AB | R | H | 2B | 3B | HR | RBI | TB | SLG% | BB | HBP | SO | GDP | OB% | SF | SH | SB | ATT | PO | A | E | FLD% |
|--------------|-------------|--------------|----------|----------|----------|----------|----------|----------|----------|----------|-------------|----------|----------|----------|----------|-------------|----------|----------|----------|----------|----------|----------|----------|--------------|
| 2019 | .000 | 28-11 | 0 | 0 | 0 | 0 | 0 | 0 | 0 | 0 | .000 | 0 | 0 | 0 | 0 | .000 | 0 | 0 | 0 | 0 | 1 | 8 | 0 | 1.000 |
| TOTAL | .000 | 28-11 | 0 | 0 | 0 | 0 | 0 | 0 | 0 | 0 | .000 | 0 | 0 | 0 | 0 | .000 | 0 | 0 | 0 | 0 | 1 | 8 | 0 | 1.000 |

FAGAN'S CAREER PITCHING STATS

| YEAR | ERA | W-L | APP | GS | CG | SHO | CBO | SV | IP | H | R | ER | BB | SO | 2B | 3B | HR | BF | B/Avg | WP | HBP | BK | SFA | SHA |
|--------------|-------------|------------|-----------|-----------|----------|----------|----------|----------|-------------|-----------|-----------|-----------|-----------|-----------|-----------|----------|-----------|------------|-------------|-----------|----------|----------|----------|----------|
| 2019 | 3.40 | 7-7 | 28 | 11 | 1 | 0 | 0 | 4 | 80.1 | 68 | 48 | 39 | 49 | 64 | 12 | 3 | 14 | 367 | .221 | 10 | 6 | 0 | 1 | 4 |
| TOTAL | 3.40 | 7-7 | 28 | 11 | 1 | 0 | 0 | 4 | 80.1 | 68 | 48 | 39 | 49 | 64 | 12 | 3 | 14 | 367 | .221 | 10 | 6 | 0 | 1 | 4 |



FA LEILUA

UTILITY | R/R | 5-9 | SENIOR | HAWTHORNE, CALIF. | HAWTHORNE HS / ARIZONA STATE

24

2019 | REDSHIRT JUNIOR

One of two Bulldogs to start all 58 games ... split time as an outfielder and at designated player ... earned NFCA and Softball America All-America Second Team honors ... brought home First Team All-SEC accolades in her first season with Mississippi State ... led all SEC designated players with eight home runs and a .387 average in league play ... finished second on the team with a .345 batting average, knocking 61 hits ... tied for the team lead with 19 multi-hit contests ... scored 44 runs over her sophomore season ... slugged seven doubles and an impressive 22 home runs ... ranked fourth in the SEC and eighth nationally in home runs ... her 22 home runs were the seventh-most over a single-season in SEC history ... set MSU's junior home run record and finished second in the single-season annals ... averaged 0.38 home runs per game to rank second in the league and fifth in all of Division I softball ... ranked 11th in the SEC with 52 RBI, good for eighth in MSU single-season history ... held a 0.90 runs batted in per game mark, the seventh-highest in the SEC ... tallied 14 multi-RBI contests, which ranked tied for second on the team ... totaled 134 bases, which ranked fifth in the league and 24th nationally ... her 134 total bases were the eighth most in Bulldog single-season history ... held the fifth-highest slugging percentage in the SEC with a .757 clip, which was also good for sixth in MSU single-season history ... drew 18 walks and was hit by pitch five times for a .412 on-base percentage ... knocked four sacrifice flies to rank third in the SEC and tied for third in single-season history at State ... recorded nine putouts as an outfielder ... first plate appearance in Maroon and White resulted in a two-run home run against **Middle Tennessee (2/8)** ... blasted two homers against **Valparaiso (2/9)** to become the first Bulldog to record multiple homers in a game since Caroline Seitz at Georgia on Apr. 41, 2017 ... turned in a second multi-homer performance against **Sacramento State (2/5)** to collect a career-high five RBI ... earned Puerto Vallarta All-Tournament Team honors after going 4-for-13 with three home runs, three runs scored and seven RBIs ... knocked a three-run homer in the sixth against **Georgia Tech (2/24)** to secure a 4-2 victory ... recorded the game-winning single in the ninth inning against **SE Louisiana (2/24)** ... slugged the first grand slam of her Bulldog career at **Memphis (2/27)** ... scored the game-winning run in MSU's ninth-inning victory at **Duke (3/2)** ... hit her 12th homer of the season against **Louisiana Tech (3/8)** with a staggering shot to left field that cleared the Nusz Park video board ... went 2-for-2 at the plate with her 19th homer of the season against **Memphis (4/10)** to set Mississippi State's junior home run record ... slugged a two-run homer in the bottom of the fourth to put the Bulldogs ahead of **Missouri (4/28)** to secure the series sweep over the Tigers ... went 2-for-3 at the plate, with two RBI, two runs scored and a home run in MSU's series-opening with **at No. 7 Florida (5/3)**.

2018 | JUNIOR

Redshirted due to NCAA transfer rules.

2017 | SOPHOMORE (AT ARIZONA STATE)

Standout outfielder that earned National Fastpitch Coaches Association All-West Region honors ... led the Sun Devils in home runs (13) ... held a .667 slugging percentage and recorded 44 RBIs ... disciplined at the plate with a team-leading 30 walks ... lone Sun Devil to appear in 40 or more games and not record a single error ... posted a season-high five RBIs against **Cal (5/6)** while going 2-for-3 at the plate.

2016 | FRESHMAN (AT ARIZONA STATE)

Turned in a breakout freshman season, earning 2016 Pac-12 All-Freshman team honors ... led ASU at the plate with a .368 average and totaled 21 RBIs ... slugged six homers ... only Sun Devil to hit above a .350 clip ... one of the top hitters in the Pac-12, ranking ninth in the conference in slugging (.395) and fifth in on-base percentage (.495) ... went 4-for-8 with two homers and double in the series against **at Cal (4/1-4/3)** with a .600 on-base percentage ... hit .500 (6-for-12) **at the Judi Garman Classic (5/3-5/6)** ... had a career game vs. **Northwestern (5/3)** going 3-for-3 with a homer.

HIGH SCHOOL

Played senior season at Hawthorne after spending three seasons as a first baseman and catcher for Mira Costa High School ... earned Second Team All-League honors as a sophomore and junior and First Team honors as freshman ... named Mira Costa's Most Valuable Player in all three seasons ... compiled a .468 batting average and .509 on-base percentage with 48 RBIs, 46 runs scored and eight home runs over her last two seasons ... as a junior, she batted .494 in 28 games with 25 RBI, 12 doubles, three triples and two homers with a solid .996 fielding percentage ... played club ball for USA Athletics under Mike and Rose Rogers.

PERSONAL

Born Ulufa Epifania Leilua on Apr. 18, 1997, to Sio and Paiao Leilua ... nickname is "Fa" ... has two brothers, Sio and Lipo, and a sister, Vanilla ... majoring in interdisciplinary studies ... Twitter handle is @leilua18.

MSU CAREER RECORDS

| | | |
|-----------|-----|----|
| Home Runs | 9th | 22 |
|-----------|-----|----|

SEC SINGLE-SEASON RECORDS

| | | | |
|-----------|-------|----|------|
| Home Runs | T-7th | 26 | 2019 |
|-----------|-------|----|------|

MSU SINGLE-SEASON RECORDS

| | | | |
|---------------------|-------|------|------|
| Home Runs | 2nd | 22 | 2019 |
| Runs Batted In | 8th | 52 | 2019 |
| Slugging Percentage | 6th | .757 | 2019 |
| Total Bases | 8th | 134 | 2019 |
| Sacrifice Flies | T-3rd | 4 | 2019 |

CAREER HIGHS

| | | |
|----------------|-------|---|
| At Bats | 5 | at Alabama (3/31/19) |
| Hits | 4 | at Alabama (3/31/19) |
| Runs Scored | 4 | vs. Illinois State (2/17/17) |
| Runs Batted In | 5 | 2x, last vs. Sacramento State (2/15/19) |
| Doubles | 2 | 2x, last at Alabama (3/31/19) |
| Triples | 1 | vs. Oregon State (3/25/17) |
| Home Runs | 2 | 4x, last vs. LSU (4/5/19) |
| Walks | 3 | 2x, last vs. Notre Dame (2/24/17) |
| Stolen Bases | 1 | 2x, last vs. Ohio (3/1/19) |
| Putouts | 6 | vs. Arizona (3/18/16) |
| Assists | 1 | 4x, last vs. LSU (5/2/16) |
| Hitting Streak | 10 gm | (2/24/19 vs. SE Louisiana to 3/8/19 vs. Louisiana Tech) |

HONORS / AWARDS

| |
|--|
| 2019 NFCA Second Team All-American |
| 2019 NFCA All-South Region First Team |
| 2019 Softball America Second Team All-American |
| 2019 First Team All-SEC |
| 2019 Puerto Vallarta College Challenge All-Tournament Team |

LEILUA'S CAREER HITTING/FIELDING STATS

| YEAR | AVG | GP-GS | AB | R | H | 2B | 3B | HR | RBI | TB | SLG% | BB | HBP | SO | GDP | OB% | SF | SH | SB | ATT | PO | A | E | FLD% |
|--------------|-----------------------|----------------|------------|-----------|------------|-----------|----------|-----------|------------|------------|-------------|-----------|----------|-----------|----------|-------------|----------|----------|----------|----------|------------|----------|----------|-------------|
| 2016* | .368 | 48-20 | 95 | 18 | 35 | 5 | 0 | 6 | 21 | 58 | .611 | 16 | 2 | 15 | 2 | .469 | 0 | 0 | 1 | 1 | 100 | 4 | 1 | .990 |
| 2017* | .285 | 51-50 | 123 | 24 | 35 | 6 | 1 | 13 | 44 | 82 | .667 | 30 | 1 | 27 | 0 | .426 | 1 | 0 | 0 | 0 | 24 | 0 | 0 | 1.000 |
| 2018 | --- REDSHIRT YEAR --- | | | | | | | | | | | | | | | | | | | | | | | |
| 2019 | .345 | 58-58 | 177 | 44 | 61 | 7 | 0 | 22 | 52 | 134 | .757 | 18 | 5 | 28 | 4 | .412 | 4 | 0 | 1 | 1 | 9 | 0 | 0 | 1.000 |
| TOTAL | .332 | 157-128 | 395 | 86 | 131 | 18 | 1 | 41 | 117 | 274 | .694 | 64 | 8 | 70 | 6 | .430 | 5 | 0 | 2 | 2 | 133 | 4 | 1 | .993 |

*at Arizona State



ALYSSA LOZA

PITCHER | R/R | 5-6 | SENIOR | NORTH TORRANCE, CALIF. | NORTH TORRANCE HS / ARIZONA STATE

98

2019 | JUNIOR

Made 23 appearances in the circle over her debut season with Mississippi State, including nine starts ... posted an 8-2 record with one save over and ranked second on the squad with five complete games, including two shutouts ... won seven consecutive games over her junior campaign, which ties for 10th in Mississippi State single-season history ... held a 4.22 earned run average over her 76.1 innings pitched, allowing just 46 earned runs ... struck out 39 and allowed a team-low 22 walks, the eighth-fewest walks allowed in MSU single-season history ... made her MSU debut with a relief appearance against **Middle Tennessee (2/8)**, allowing just one run off four hits with two strikeouts over two innings of work ... tossed the third perfect game in MSU history in the first start of her Bulldog career with help of four strikeouts in a 10-0 victory against **Valparaiso (2/9)** ... perfect game came exactly one year to the date of Holly Ward's perfect game against Mississippi Valley State in the 2018 season opener ... picked up her first save for the season at **Memphis (2/27)**, striking out two in the seventh ... made her SEC debut in the circle with a start at **No. 15 Kentucky (3/16)** ... earned her first victory in conference play with a complete-game performance against **No. 17 Auburn (3/22)**.

2018 | SOPHOMORE (AT ARIZONA STATE)

Appeared in six contests as a sophomore and picked up two victories as a sophomore ... allowed just one earned run to post an 0.58 ERA ... struck out nine and issued a lone walk to hold opponents to a .119 batting average.

2017 | FRESHMAN (AT ARIZONA STATE)

Appeared in 10 games over her debut season in 2017, holding a 4-2 record in the circle ... posted a team-low 1.36 ERA as a freshman, allowing just seven earned runs over 36 innings ... picked up international experience with both the Mexican National and Junior National teams at the 2017 Softball World Cup and Junior World Championships.

HIGH SCHOOL

Ranked the No. 23 player in FloSoftball's Hot 100 recruits of the 2016 class ... selected to the PGF High School All-American West Team ... finished her high school career with a 40-10-1 record at North Torrance High School ... held a 1.06 ERA with 209 strikeouts and 41 walks over 139 innings pitched in her senior year ... won the Division 4 CIF Championship for North Torrance behind a three-hit shutout ... ace for the Explosion-Denio/Wilson 18U Gold Club team.

COMMUNITY SERVICE / ACADEMICS

Named to the 2019 SEC Academic Honor Roll.

PERSONAL

Born Alyssa Joann Loza on Mar. 6, 1998 to Jose and Guadalupe Loza ... has a sister, Azra ... majoring in marketing and management ... Twitter handle is @alyssa_loza.

MSU SINGLE-SEASON RECORDS

| | | | |
|------------------|------|----|------|
| Fewest Walks | 8th | 22 | 2019 |
| Consecutive Wins | 10th | 7 | 2019 |

CAREER HIGHS

| | | |
|-----------------------|-----|---------------------------------|
| Innings (Start) | 7.0 | 2x, last vs. Auburn (3/22/2019) |
| Innings (Relief) | 4.2 | vs. Ole Miss (4/19/19) |
| Strikeouts (Start) | 5 | vs. Southern Illinois (4/14/19) |
| Strikeouts (Relief) | 5 | vs. Ole Miss (4/19/19) |
| Walks (Start) | 2 | vs. Southern Illinois (4/14/19) |
| Walks (Relief) | 4 | vs. Ole Miss (4/19/19) |
| Hits Allowed (Start) | 7 | 2x, last vs. Florida (5/4/19) |
| Hits Allowed (Relief) | 14 | vs. Ole Miss (4/19/19) |
| Runs Allowed (Start) | 6 | 2x, last vs. LSU (4/6/19) |
| Runs Allowed (Relief) | 13 | vs. Ole Miss (4/19/19) |
| Earned Runs (Start) | 5 | vs. LSU (4/6/19) |
| Earned Runs (Relief) | 13 | vs. Ole Miss (4/19/19) |
| Putouts | 1 | 2x, last vs. Auburn (3/22/19) |
| Assists | 4 | 2x, last vs. Auburn (3/22/19) |

LOZA'S CAREER HITTING/FIELDING STATS


| YEAR | AVG | GP-GS | AB | R | H | 2B | 3B | HR | RBI | TB | SLG% | BB | HBP | SO | GDP | OB% | SF | SH | SB | ATT | PO | A | E | FLD% |
|--------------|-------------|--------------|----------|----------|----------|----------|----------|----------|----------|----------|-------------|----------|----------|----------|----------|-------------|----------|----------|----------|----------|----------|-----------|----------|-------------|
| 2017* | .000 | 10-5 | 0 | 0 | 0 | 0 | 0 | 0 | 0 | 0 | .000 | 0 | 0 | 0 | 0 | .000 | 0 | 0 | 0 | 0 | 2 | 4 | 0 | 1.000 |
| 2018* | .000 | 6-2 | 0 | 0 | 0 | 0 | 0 | 0 | 0 | 0 | .000 | 0 | 0 | 0 | 0 | .000 | 0 | 0 | 0 | 0 | 0 | 1 | 0 | 1.000 |
| 2019 | .000 | 23-9 | 0 | 0 | 0 | 0 | 0 | 0 | 0 | 0 | .000 | 0 | 0 | 0 | 0 | .000 | 0 | 0 | 0 | 0 | 2 | 27 | 3 | .906 |
| TOTAL | .000 | 39-16 | 0 | 0 | 0 | 0 | 0 | 0 | 0 | 0 | .000 | 0 | 0 | 0 | 0 | .000 | 0 | 0 | 0 | 0 | 4 | 32 | 3 | .923 |

*at Arizona State

LOZA'S CAREER PITCHING STATS

| YEAR | ERA | W-L | APP | GS | CG | SHO | CBO | SV | IP | H | R | ER | BB | SO | 2B | 3B | HR | BF | B/Avg | WP | HBP | BK | SFA | SHA |
|--------------|-------------|-------------|-----------|-----------|----------|----------|----------|----------|--------------|------------|-----------|-----------|-----------|-----------|-----------|----------|-----------|------------|-------------|----------|-----------|----------|----------|-----------|
| 2017* | 1.36 | 4-2 | 10 | 5 | 3 | 2 | 0 | 0 | 36.0 | 31 | 14 | 7 | 8 | 28 | 4 | 1 | 5 | 147 | .233 | 0 | 1 | 0 | 0 | 5 |
| 2018* | 0.58 | 2-0 | 6 | 2 | 0 | 0 | 0 | 0 | 12.0 | 5 | 2 | 1 | 1 | 9 | 0 | 0 | 1 | 48 | .119 | 0 | 3 | 0 | 1 | 1 |
| 2019 | 4.22 | 8-2 | 23 | 9 | 5 | 2 | 0 | 1 | 76.1 | 93 | 61 | 46 | 22 | 39 | 21 | 7 | 9 | 360 | .293 | 5 | 13 | 0 | 1 | 7 |
| TOTAL | 3.04 | 14-4 | 39 | 16 | 8 | 4 | 0 | 1 | 124.1 | 129 | 77 | 54 | 31 | 76 | 25 | 8 | 15 | 555 | .262 | 5 | 17 | 0 | 2 | 13 |

*at Arizona State



CHLOE MALAU'ULU

OUTFIELDER | R/R | 5-7 | SOPHOMORE | LONG BEACH, CALIF. | ST. ANTHONY HS

14

2019 | FRESHMAN

Appeared in 24 contests, primarily as a pinch runner and a reserve outfielder ... earned two starts as an outfielder over her debut season at State ... scored six runs and drew one walk over her 24 appearances ... held a perfect fielding percentage as an outfielder with nine putouts and an assist ... made her collegiate debut against **Middle Tennessee (2/8)** ... recorded the first putout of her career against **Valparaiso (2/9)** ... earned her first collegiate start as an outfielder against **SE Louisiana (2/24)** and recorded a career-high two putouts ... started against **Mississippi Valley State (3/8)**, scoring a career-high two runs and drawing a walk ... scored the game-winning run in a pinch-running appearance at **Central Arkansas (3/26)**.

CAREER HIGHS

| | | |
|-------------|---|-------------------------------------|
| At Bats | 2 | vs. SE Louisiana (2/24/19) |
| Runs Scored | 2 | vs. Mississippi Valley St. (3/8/19) |
| Walks | 1 | vs. Mississippi Valley St. (3/8/19) |
| Putouts | 2 | vs. SE Louisiana (2/24/19) |
| Assists | 1 | vs. LSU (4/5/19) |

HIGH SCHOOL

Powerful hitter with lightning-quick speed that played her junior and senior seasons at St. Anthony ... began her high career with two strong seasons at Valley Christian High School, leading the squad to back-to-back league championships ... helped Valley Christian to the CIF-SS Championship as a sophomore ... honored with First Team All-League and All-CIF accolades ... helped St. Anthony to the 2017 Division 6 CIF-SS Championship as a junior with a team-leading 13 home runs ... led Valley Christian to the league championship in track and field and earned Most Improved honors ... standout for USA Athletics 18U Gold travel team under head coach Mike Rogers ... led the team to the 2017 PGF Platinum Division Championship game as the Gold finished runners-up ... strong showings in the Independence Day Tournament and Champions Cup, finishing fifth in both tournaments ... a staple at the top of the order for the Gold and held the team's highest batting average in 2017 ... also competed with the track and field program in the long jump, triple jump and the 4x400m relay.

COMMUNITY SERVICE / ACADEMICS

Named an NFCA All-America Scholar Athlete in 2019 ... also earned SEC First-Year Academic Honor Roll recognition as a freshman ... member of the National Honor Society in high school and served as president of the Pacific Islanders Club ... also volunteers with Beacon for Him.

PERSONAL

Born Chloe Talia Malau'ulu on May 14, 2000, to George and Vivian Malau'ulu ... father was a standout quarterback for the University of Arizona ... has two brothers, Jordan and Koa, and a sister, Thessa ... aunt played volleyball at Oregon State ... hobbies include writing, playing instruments and singing ... majoring in business administration with a focus in sports media ... Twitter handle is @chloeetaliaa.

MALAU'ULU'S CAREER HITTING/FIELDING STATS

| YEAR | AVG | GP-GS | AB | R | H | 2B | 3B | HR | RBI | TB | SLG% | BB | HBP | SO | GDP | OB% | SF | SH | SB | ATT | PO | A | E | FLD% |
|--------------|-------------|-------------|----------|----------|----------|----------|----------|----------|----------|----------|-------------|----------|----------|----------|----------|-------------|----------|----------|----------|----------|----------|----------|----------|--------------|
| 2019 | .000 | 24-2 | 7 | 6 | 0 | 0 | 0 | 0 | 0 | 0 | .000 | 1 | 0 | 0 | 0 | .125 | 0 | 0 | 0 | 0 | 9 | 1 | 0 | 1.000 |
| TOTAL | .000 | 24-2 | 7 | 6 | 0 | 0 | 0 | 0 | 0 | 0 | .000 | 1 | 0 | 0 | 0 | .125 | 0 | 0 | 0 | 0 | 9 | 1 | 0 | 1.000 |



JACKIE MCKENNA

CATCHER / THIRD BASEMAN | R/R | 5-5 | SOPHOMORE | PARKLAND, FLA. | MARJORY STONEMAN DOUGLAS HS

44

2019 | FRESHMAN

Appeared in seven games over her debut season at Mississippi State, earning two starts behind the dish ... recorded 22 putouts and three assists for a perfect fielding percentage behind the plate ... made her collegiate debut as a pinch hitter against **Valparaiso (2/9)** ... earned the first start of her career as a catcher against **Alabama State (2/20)**, tallying four putouts and an assist ... set a career-high with 10 putouts and added an assist in her start behind the plate against **Mississippi Valley State (3/10)**.

CAREER HIGHS

| | | |
|---------|----|---|
| At Bats | 3 | vs. Mississippi Valley St. (3/10/19) |
| Putouts | 10 | vs. Mississippi Valley St. (3/10/19) |
| Assists | 1 | 3x, last vs. Miss. Valley St. (3/10/19) |

HIGH SCHOOL

One of the top defensive players from the state of Florida that prepped at Marjory Stoneman Douglas under Brian Staubly ... served as team captain over her senior season ... led the Lady Eagles to the Class 8A District 11 Championship and the 2015 Region 3 Championship as a freshman ... appeared in 14 games and held a .633 average en route to earning SDHS Freshman of the Year and All-Broward County laurels ... helped the Lady Eagles to the district playoffs as a sophomore with help of her presence at the plate, holding a .314 average ... took home a second Class 8A District 11 Championship as a junior and led the Lady Eagles to a 23-6 record ... hit for a .378 average at the plate with 26 RBIs and earned First Team All-Broward County honors ... picked up her first All-State selection with a spot on the second team ... spent her travel ball career with the New Jersey Intensity under coach Eileen Hannigan ... paced the Intensity to a top-15 finish at the PGF National Championships.

COMMUNITY SERVICE / ACADEMICS

Earned a spot on the SEC First-Year Academic Honor Roll in 2019 ... Academic Honor Roll member throughout her high school career ... finished in the top 20 percent of her high school class.

PERSONAL

Born Jaclyn Maral McKenna on Mar. 4, 2000 to John and Christina McKenna ... father played baseball at Mercy College ... has two brothers, John and Chris ... John plays baseball at Army West Point ... majoring in criminology ... Twitter handle is @jaackie33.

MCKENNA'S CAREER HITTING/FIELDING STATS

| YEAR | AVG | GP-GS | AB | R | H | 2B | 3B | HR | RBI | TB | SLG% | BB | HBP | SO | GDP | OB% | SF | SH | SB | ATT | PO | A | E | FLD% |
|--------------|-------------|------------|-----------|----------|----------|----------|----------|----------|----------|----------|-------------|----------|----------|----------|----------|-------------|----------|----------|----------|----------|-----------|----------|----------|--------------|
| 2019 | .000 | 7-2 | 10 | 0 | 0 | 0 | 0 | 0 | 0 | 0 | .000 | 0 | 0 | 2 | 0 | .000 | 0 | 0 | 0 | 0 | 22 | 3 | 0 | 1.000 |
| TOTAL | .000 | 7-2 | 10 | 0 | 0 | 0 | 0 | 0 | 0 | 0 | .000 | 0 | 0 | 2 | 0 | .000 | 0 | 0 | 0 | 0 | 22 | 3 | 0 | 1.000 |



CHRISTIAN QUINN

OUTFIELDER | L/R | 5-2 | SENIOR | HATTIESBURG, MISS. | OAK GROVE HS / FLORIDA SOUTHWESTERN COLLEGE

88

2019 | JUNIOR

Appeared in 28 games for Mississippi State, seeing action as a pinch runner/hitter and a reserve outfielder ... started four contests in the outfield for the Bulldogs ... turned in a 2-for-11 (.182) performance at the plate with four runs scored ... drew a hit by pitch to hold a .250 on-base percentage over her debut season at State ... was a perfect 2-for-2 in stolen base attempts ... recorded a perfect fielding percentage as an outfielder with 12 putouts ... made her MSU debut as a pinch runner against **Middle Tennessee (2/8)** ... collected a hit and a scored a run in her first MSU start against **Valparaiso (2/9)** ... robbed a home run with the game locked at 9-9 in the bottom of the sixth to help force extra innings in Mississippi State's win at **No. 4 Alabama (3/31)** ... play was No. 1 in NCAA softball's weekly countdown and the top play on SportsCenter's Top 10 that night ... scored the game-winning run in MSU's walk-off victory vs. **Jacksonville State (4/3)** ... earned her first start in SEC play against **LSU (4/6)** and recorded a career-high four putouts.

CAREER HIGHS

| | | |
|--------------|---|--|
| At Bats | 2 | 3x, last vs. LSU (4/6/19) |
| Hits | 1 | 2x, last vs. Jacksonville St. (4/3/19) |
| Runs Scored | 1 | 4x, last vs. Seattle (5/17/19) |
| Stolen Bases | 1 | 2x, last vs. Alcorn State (2/25/19) |
| Putouts | 4 | vs. LSU (4/6/19) |

2018 | SOPHOMORE (AT FLORIDA SOUTHWESTERN)

One of the top outfielders on the junior college stage and led FSW to one of the most successful seasons in the program's history ... tabbed to the NFCA NJCAA Division I First Team All-Region and Third Team All-American squads ... helped FSW to its third consecutive Suncoast Conference Championship, closing the 2018 season with a 53-5 overall record and 19-1 mark in conference play ... FSW won the District G Championship before taking the 2018 FCSAA State Championship for the second straight season ... competed in the NJCAA Division I National Tournament in 2018, marking the Buccaneers third straight trip ... hit for a .403 average with 37 RBIs and 208 stolen bases to earn 2018 FCSAA Region 8 First Team All-State and First Team All-Suncoast Conference honors ... led the Buccaneers in doubles (14) and triples (7), while ranking second in hits (71) and runs scored (59).

2017 | FRESHMAN (AT FLORIDA SOUTHWESTERN)

Led the team with a .456 batting average behind 94 hits, 57 RBIs, 10 doubles, 10 triples and a pair of home runs to go along with 17 stolen bases in her first collegiate season ... selected as the Most Valuable Player of the 2017 NJCAA District/FCSAA State Softball Tournament after going 11-for-17 at the plate (.647) with six runs scored, two triples, three RBIs and two stolen bases ... closed her freshman season earning NFCA NJCAA Division I Second Team All-American, NFCA NJCAA Division I All-Region First Team, FCSAA Region 9 All-State Second Team and Suncoast Conference All-Conference First Team accolades.

HIGH SCHOOL

Attended Oak Grove High School ... earned Best Outfielder Award and Most Stolen Bases Award.

COMMUNITY SERVICE / ACADEMICS

Earned SEC First-Year Academic Honor Roll honors in 2019.

PERSONAL

Born Christian Quinn on Sept. 12, 1997, to Wiley and Juantia Quinn ... has three sisters, Letita, Candis and Constance, and a brother, Jared ... Constance played softball at LSU ... majoring in business administration ... Twitter handle is @ChristianQuinn5.

QUINN'S CAREER HITTING/FIELDING STATS

| YEAR | AVG | GP-GS | AB | R | H | 2B | 3B | HR | RBI | TB | SLG% | BB | HBP | SO | GDP | OB% | SF | SH | SB | ATT | PO | A | E | FLD% |
|--------------|-------------|-------------|-----------|----------|----------|----------|----------|----------|----------|----------|-------------|----------|----------|----------|----------|-------------|----------|----------|----------|----------|-----------|----------|----------|--------------|
| 2019 | .182 | 28-4 | 11 | 4 | 2 | 0 | 0 | 0 | 0 | 2 | .182 | 0 | 1 | 4 | 0 | .250 | 0 | 0 | 2 | 2 | 12 | 0 | 0 | 1.000 |
| TOTAL | .182 | 28-4 | 11 | 4 | 2 | 0 | 0 | 0 | 0 | 2 | .182 | 0 | 1 | 4 | 0 | .250 | 0 | 0 | 2 | 2 | 12 | 0 | 0 | 1.000 |



ANNA KATE SEGARS

OUTFIELDER / FIRST BASEMAN | L/L | 5-9 | SOPHOMORE | MOULTON, ALA. | EAST LAWRENCE HS

7

2019 | FRESHMAN

Appeared in 42 contests, seeing time as a pinch hitter and reserve outfielder ... named to the 2019 SEC All-Freshman Team ... earned 11 starts as a true freshman as an outfielder, primarily in left field ... knocked six hits and scored six runs over her 35 plate appearances, while driving in two runs ... drew three walks and was hit by a pitch two times to hold a .275 on-base percentage ... recorded 36 putouts and held a .923 fielding percentage ... made her collegiate debut as a pinch runner against **Georgia Tech (2/25)**, scoring the first run of her Bulldog career ... earned the first start of her career against **UT Martin (3/5)**, recording her first collegiate hit and stolen base while scoring a career-high two runs ... recorded her first hit in SEC play with an RBI single against **No. 17 Ole Miss (4/19)** ... collected her first start in conference play against **Missouri (4/26)**, picking up an RBI and a run scored.

HIGH SCHOOL

Standout on the Alabama softball scene with East Lawrence High School and was coached by her mother Marshela Segars ... three-time First Team All-State outfielder for the Eagles ... dominated as a freshman with a .594 batting average coupled with a .657 on-base percentage ... knocked a staggering 60 hits, including nine home runs ... selected to Moulton Advertiser's All-County and the Decatur Daily's First Team All-Area teams ... earned All-Tennessee Valley honors as a freshman ... turned in a .560 average at the plate with a .633 on-base percentage over her sophomore campaign ... repeated as a Decatur Daily First Team All-Area honoree ... crowned 2016 All-County Player of the Year by the Moulton Advertiser ... tied three state records in triples (10), runs scored (73) and walks (44) over her junior season ... held a .592 on-base percentage and added a .454 batting average with 32 stolen bases ... competed in the 2017 North-South All-Star game ... played travel ball as a member of the Alabama Sparks Elite 2000 under coach Slade Stewart ... led the Sparks to an 134-27 record during her tenure, which included a top-10 performance at 12U ASA Nationals and a top-25 finish at the PGF Nationals 14U ... turned in the best national finish for the Sparks in 2017 with a top-five showing at the PGF National 16U tournament ... also earned six letters as a power forward for the Eagles' basketball program ... an All-County and All-Area caliber player on the court that earned All-State Second Team accolades ... named Moulton Advertiser's 2016 Player of the Year after leading the Eagles to the Lawrence County Tournament Championship and was named the tournament's Most Valuable Player.

COMMUNITY SERVICE / ACADEMICS

Named to the SEC First-Year Academic Honor Roll in 2019 ... spends time off the field volunteering with local youth softball and basketball leagues ... graduated 11th in her class at East Lawrence and served as the senior class president ... member of the East Lawrence Beta Club.

PERSONAL

Born Anna Kate Segars on Aug. 23, 2000 to Chad and Marshela Segars ... has two brothers, Glavine and Lou ... majoring in educational psychology ... Twitter handle is @aksegars.

CAREER HIGHS

| | | |
|----------------|------|--|
| At Bats | 4 | vs. UT Martin (3/5/19) |
| Hits | 1 | 6x, last vs. Texas A&M (3/8/19) |
| Runs Scored | 2 | vs. UT Martin (3/5/19) |
| Runs Batted In | 1 | 2x, last vs. Missouri (4/26/19) |
| Walks | 2 | vs. Missouri (4/27/19) |
| Stolen Bases | 1 | vs. UT Martin (3/5/19) |
| Putouts | 5 | 2x, last vs. Missouri (4/27/19) |
| Hitting Streak | 2 gm | (3/27/19 vs. Missouri to 3/28/19 vs. Missouri) |

SEGARS' CAREER HITTING/FIELDING STATS

| YEAR | AVG | GP-GS | AB | R | H | 2B | 3B | HR | RBI | TB | SLG% | BB | HBP | SO | GDP | OB% | SF | SH | SB | ATT | PO | A | E | FLD% |
|--------------|-------------|--------------|-----------|----------|----------|----------|----------|----------|----------|----------|-------------|----------|----------|-----------|----------|-------------|----------|----------|----------|----------|-----------|----------|----------|-------------|
| 2019 | .171 | 42-11 | 35 | 6 | 6 | 0 | 0 | 0 | 2 | 6 | .171 | 3 | 2 | 15 | 0 | .275 | 0 | 1 | 1 | 1 | 36 | 0 | 3 | .923 |
| TOTAL | .171 | 42-11 | 35 | 6 | 6 | 0 | 0 | 0 | 2 | 6 | .171 | 3 | 2 | 15 | 0 | .275 | 0 | 1 | 1 | 1 | 36 | 0 | 3 | .923 |



CARTER SPEXARTH

OUTFIELDER | R/R | 5-7 | JUNIOR | THE WOODLANDS, TEXAS | TOMBALL HS

17

2019 | SOPHOMORE

Made 47 appearances over her sophomore season, earning 20 starts in right field and 15 at designated player ... knocked 22 hits to post a .227 average at the plate and scored eight runs ... set a career-high with four multi-hit outings ... slugged three home runs to help drive in 17 RBI and posted a .320 slugging percentage ... drew 11 walks and one hit by pitch to record a .312 on-base percentage ... turned in a perfect fielding percentage with 13 putouts ... first multi-RBI performance of the season came against **Kansas (3/2)** with a two-run single ... hit her first career grand slam at **No. 15 Kentucky (3/16)**, setting a career high with four RBIs ... set a career-high with three hits against **No. 17 Auburn (3/23)**.

2018 | FRESHMAN

Appeared in 23 total games and earned eight starts, including four as an outfielder and four at designated player ... made 15 appearances as a pinch-hitter, going 4-for-12 with two doubles, a home run and nine RBIs ... all of her extra-base hits and RBIs over her debut season came in pinch-hit opportunities ... closed her debut season going 8-for-27 at the plate for a .216 average ... collegiate debut came via a pinch-hit appearance **vs. Lamar (3/2)** where she knocked a two-RBI double ... earned her first start the following day as MSU's designated player **vs. Mercer (3/3)** ... knocked an RBI-single in a pinch-hit appearance **vs. UMass Lowell (3/10)** to walk-off a 9-1 run-rule victory in the sixth ... knocked a pinch-hit double with the bases loaded for a career-high three RBIs **vs. UMass Lowell (3/11)** ... picked up her first start in SEC play at **Arkansas (3/31)** ... slugged the first home run of her collegiate career in a pinch-hit opportunity at **Ole Miss (4/16)** to plate three runs off her shot to deep centerfield ... added a single against the Rebels later in the game for the first multi-hit outing of her career.

CAREER HIGHS

| | | |
|----------------|------|--|
| At Bats | 4 | 4x, last vs. Alabama (3/29/19) |
| Hits | 3 | vs. Auburn (3/23/19) |
| Runs Scored | 1 | 12x, last vs. Memphis (4/10/19) |
| Runs Batted In | 4 | at Kentucky (3/16/19) |
| Doubles | 1 | 2x, last vs. UMass Lowell (3/11/18) |
| Home Runs | 1 | 4x, last at Central Arkansas (3/26/19) |
| Walks | 2 | vs. Mississippi Valley St. (3/10/19) |
| Putouts | 3 | vs. Auburn (3/24/19) |
| Hitting Streak | 4 gm | (2/24/19 vs. SE Louisiana to 2/27/19 at Memphis) |

HIGH SCHOOL

Utility player that competed both in the infield and circle for head coach Alicia Pierucci at Tomball High School as a senior ... spent her freshman through junior seasons at Oak Ridge High School, developing as one of the best players in the state of Texas ... ranked No. 143 nationally in the 2017 class by FloSoftball ... two-time member of the All-District Team and a Vype Magazine honoree ... held a .428 career batting average at Oak Ridge while helping the War Eagles to back-to-back Bi-District titles in 2015 and 2016 ... earned Houston Player of the Week laurels twice over her career ... named Vype Gullo Player of the Month during the 2016 season ... helped Oak Ridge capture the 2014 Area Championship as a freshman ... spent her travel ball career playing for the Texas Peppers Gold and Sudden Impact ... won the 12U State Championship for Sudden Impact and held a combined .750 batting average over the 2014 and 2015 PGF Nationals.

COMMUNITY SERVICE / ACADEMICS

Earned a spot on the SEC Academic Honor Roll in 2019 ... also earned SEC First-Year Academic Honor Roll recognition in 2018.

PERSONAL

Born Carter Paige Spexarth on June 28, 1999, to James and Jill Spexarth ... father played basketball at McPherson College ... mother was a club soccer player at Oklahoma State ... has three sisters, Regan, Taylor and McKinley ... all the Spexarth children are named after U.S. Presidents ... majoring in marketing and business administration ... Twitter handle is @carterspexarth.

SPEXARTH'S CAREER HITTING/FIELDING STATS

| YEAR | AVG | GP-GS | AB | R | H | 2B | 3B | HR | RBI | TB | SLG% | BB | HBP | SO | GDP | OB% | SF | SH | SB | ATT | PO | A | E | FLD% |
|--------------|-------------|--------------|------------|-----------|-----------|----------|----------|----------|-----------|-----------|-------------|-----------|----------|-----------|----------|-------------|----------|----------|----------|----------|-----------|----------|----------|--------------|
| 2018 | .216 | 23-8 | 37 | 3 | 8 | 2 | 0 | 1 | 9 | 13 | .351 | 4 | 0 | 6 | 0 | .293 | 0 | 0 | 0 | 0 | 0 | 0 | 0 | .000 |
| 2019 | .227 | 47-35 | 97 | 8 | 22 | 0 | 0 | 3 | 17 | 31 | .320 | 11 | 1 | 9 | 4 | .312 | 0 | 0 | 0 | 0 | 13 | 0 | 0 | 1.000 |
| TOTAL | .224 | 70-43 | 134 | 11 | 30 | 2 | 0 | 4 | 26 | 44 | .328 | 15 | 1 | 15 | 4 | .307 | 0 | 0 | 0 | 0 | 13 | 0 | 0 | 1.000 |



EMILY WILLIAMS

PITCHER | R/R | 5-8 | JUNIOR | CARROLLTON, GA. | CENTRAL HS

58

2019 | SOPHOMORE

Made 39 appearances in the circle with a team-leading 26 starts on the rubber ... recorded four shutouts and a team-low 2.90 earned run average, allowing just 71 earned runs over 171.2 innings pitched ... held a 15-13 record with five saves to rank third in the Southeastern Conference and 13th nationally ... five saves were the sixth-most recorded by a Bulldog over a single season ... allowed just 127 hits to hold opponents to a .202 batting average, the sixth-lowest batting average in Mississippi State single-season history ... averaged 5.18 hits allowed per seven innings, the eighth-best mark by an SEC pitcher in 2019 ... struck out a career-high 156 batters, ranking seventh in the SEC ... of her 156 strikeouts, 52 were strikeouts looking to rank second in single-season history at State ... tossed the first complete-game shutout of her career against **Stephen F. Austin (2/8)**, recording a career-high 14 strikeouts in the contest ... secured the first save of her career against **Valparaiso (2/9)**, tossing three innings and allowing just one run off a hit with six strikeouts ... earned Mississippi State's 12-9 come-from-behind victory in extra innings at **No. 4 Alabama (3/31)** with help of eight shutout innings and eight strikeouts ... tossed a shutout against **No. 7 LSU (4/5)** to deliver the Tigers' their first shutout loss of the season and Mississippi State's first shutout victory over LSU in program history ... threw a career-high 14.2 consecutive scoreless innings against **Ole Miss (4/19-20)** ... held **No. 7 Florida (5/3)** to one hit to earn a 6-4 victory in the series opener in Gainesville to snap Mississippi State's six-game losing skid to the Gators ... turned in her second double-digit strikeout performance of the season with 11 in a complete-game performance **vs. Seattle (5/17)** at the Seattle Regional.

2018 | FRESHMAN

Started in 15 contests over her debut season and made three relief appearances for the Bulldogs ... posted a 5-1 record in the circle behind a 1.74 ERA, allowing just 13 earned runs over 52.1 innings ... struck out 61 batters faced and held opponents to an .221 average at the plate ... made her collegiate debut with a start against **Mississippi Valley State (2/11)**, earning her first victory after striking out seven and allowing a lone hit over four innings ... tossed first-complete game against **Mercer (3/3)**, striking out a career-high 13 batters ... first relief appearance of her career came against **No. 10 Texas A&M (4/8)**, tossing 3.1 innings of hitless softball.



MSU CAREER RECORDS

| | | |
|-------------------------|-----|------|
| Fewest Runs Allowed | 9th | 122 |
| Fewest Hits Allowed | 2nd | 171 |
| Opponent's Batting Avg. | 3rd | .207 |
| Strikeouts Per 7 Inn. | 3rd | 6.78 |

MSU SINGLE-SEASON RECORDS

| | | | |
|-------------------------|-----|------|------|
| Fewest Runs Allowed | 1st | 21 | 2018 |
| Fewest Hits Allowed | 2nd | 33 | 2018 |
| Opponent's Batting Avg. | 6th | .202 | 2019 |
| Strikeouts Looking | 2nd | 52 | 2019 |
| Strikeouts Per 7 Inn. | 5th | 8.16 | 2018 |
| Saves | 6th | 5 | 2019 |
| Earned Run Average | 8th | 1.74 | 2018 |

CAREER HIGHS

| | | |
|-----------------------|-----|--------------------------------|
| Innings (Start) | 8.1 | at Alabama (3/31/19) |
| Innings (Relief) | 5.1 | vs. Georgia Tech (2/25/19) |
| Strikeouts (Start) | 14 | vs. Stephen F. Austin (2/8/19) |
| Strikeouts (Relief) | 6 | vs. Valparaiso (2/9/19) |
| Walks (Start) | 14 | at Alabama (3/31/19) |
| Walks (Relief) | 4 | vs. Valparaiso (2/9/19) |
| Hits Allowed (Start) | 9 | at Washington (3/18/19) |
| Hits Allowed (Relief) | 8 | vs. Georgia Tech (2/25/19) |
| Runs Allowed (Start) | 9 | at Tennessee (4/14/19) |
| Runs Allowed (Relief) | 4 | vs. Georgia Tech (2/25/19) |
| Earned Runs (Start) | 6 | at Washington (5/18/19) |
| Earned Runs (Relief) | 4 | vs. Georgia Tech (2/25/19) |

EMILY WILLIAMS CONTINUED

HIGH SCHOOL

Stellar four years in the circle at Central High School ... won a pair of regional championships and took the Georgia High School 4A State Championship as a senior ... helped CHS to a combined 67-11 record over her first two seasons ... garnered Co-Newcomer of the Year as a freshman ... paced Central to a 25-11 record as a junior for its second-straight regional title ... earned Region and All-Area Pitcher of the Year, while securing her first All-State laurel ... tossed three no-hitters and a one-hitter at the 4A State Championships to win the title for the Lions ... of the 84 outs she recorded throughout the state tournament, 74 came via strikeout ... Grabbed All-Area MVP, Region Pitcher of the Year and Georgia High School 4A State Pitcher of the Year as a senior ... honored with First Team All-State honors and the prestigious Georgia Dugout Club 4A Player of the Year award ... plays travel ball with the Atlanta Vipers, coached by Dickey Vallery ... crucial in the Thunderbolts 2015 Atlanta Legacy Championship victory.

COMMUNITY SERVICE / ACADEMICS

Earned a spot on the SEC Academic Honor Roll in 2019 ... also earned SEC First-Year Academic Honor Roll recognition in 2018 ... four-year honor roll student at Central.

PERSONAL


Born Emily Jean Williams on May 8, 1999, to Jason and Pam Williams ... has two brothers, Zack and Caleb ... double majoring in psychology and political science ... Twitter handle is @emilyjwill.

WILLIAMS' CAREER HITTING/FIELDING STATS

| YEAR | AVG | GP-GS | AB | R | H | 2B | 3B | HR | RBI | TB | SLG% | BB | HBP | SO | GDP | OB% | SF | SH | SB | ATT | PO | A | E | FLD% |
|--------------|-------------|------------|----------|----------|----------|----------|----------|----------|----------|----------|-------------|----------|----------|----------|----------|-------------|----------|----------|----------|----------|----------|-----------|----------|-------------|
| 2018 | .000 | 0-0 | 0 | 0 | 0 | 0 | 0 | 0 | 0 | 0 | .000 | 0 | 0 | 0 | 0 | .000 | 0 | 0 | 0 | 0 | 1 | 3 | 0 | 1.000 |
| 2019 | .000 | 0-0 | 0 | 0 | 0 | 0 | 0 | 0 | 0 | 0 | .000 | 0 | 0 | 0 | 0 | .000 | 0 | 0 | 0 | 0 | 5 | 18 | 1 | .958 |
| TOTAL | .000 | 0-0 | 0 | 0 | 0 | 0 | 0 | 0 | 0 | 0 | .000 | 0 | 0 | 0 | 0 | .000 | 0 | 0 | 0 | 0 | 6 | 21 | 1 | .964 |

WILLIAMS' CAREER PITCHING STATS

| YEAR | ERA | W-L | APP | GS | CG | SHO | CBO | SV | IP | H | R | ER | BB | SO | 2B | 3B | HR | BF | B/Avg | WP | HBP | BK | SFA | SHA |
|--------------|-------------|--------------|-----------|-----------|-----------|----------|----------|----------|--------------|------------|------------|-----------|------------|------------|-----------|----------|-----------|-------------|-------------|-----------|-----------|----------|----------|-----------|
| 2018 | 1.74 | 5-1 | 18 | 15 | 2 | 0 | 2 | 0 | 52.1 | 44 | 21 | 13 | 43 | 61 | 7 | 1 | 1 | 248 | .221 | 6 | 3 | 0 | 0 | 3 |
| 2019 | 2.90 | 15-10 | 39 | 26 | 13 | 4 | 1 | 5 | 171.2 | 127 | 101 | 71 | 148 | 156 | 16 | 3 | 23 | 807 | .202 | 9 | 14 | 0 | 5 | 12 |
| TOTAL | 2.62 | 20-11 | 57 | 41 | 15 | 4 | 3 | 5 | 224.0 | 171 | 122 | 84 | 191 | 217 | 23 | 4 | 24 | 1055 | .207 | 15 | 17 | 0 | 5 | 15 |



LINDSEY WILLIAMS

INFILDER | R/R | 5-5 | SENIOR | MOBILE, ALA. | UMS-WRIGHT PREPARATORY SCHOOL

22

2019 | JUNIOR

Saw action in a career-high 12 contests, primarily as a pinch hitter and reserve infielder ... made two starts at second base for the Bulldogs ... turned in a 3-for-11 performance at the plate for a .273 batting average ... scored three runs and drove in an RBI over her junior campaign ... posted a .429 on-base percentage with help of two walks and a hit by pitch ... defensively, recorded three putouts and six assists while committing just one error ... made the first start of her junior season against **Alabama State (2/20)** ... first hit of the season was a single against **Georgia Tech (2/24)** ... knocked a pinch-hit, RBI single against **UT Martin (3/5)** to drive in her first run of the year ... earned the start at second base at **No. 15 Kentucky (3/16)**, drawing a walk and matching her career-high in assists with two.

2018 | SOPHOMORE

Appeared in 10 games off the bench for the Bulldogs, earning two starts – one at second base and one at third base ... went 4-for-12 at the plate for a .333 average and recorded two RBIs ... made season debut as a pinch hitter **vs. Mississippi Valley State (2/9)**, recording a single ... remained in the game a recorded a tough putout play in the fifth inning to save Holly Ward's perfect game ... recorded a career-high two putouts playing second base off the bench **vs. Murray State (2/16)** ... drove an RBI single and scored the first run of her career **vs. UMass (3/11)** ... started the first game of her career **vs. Alcorn State (4/10)**, going 1-for-3 with an RBI ... collected her first start in SEC play at **Ole Miss (4/16)**.

2017 | FRESHMAN

Made five appearances over her debut season, including three as a pinch hitter ... also saw action off the bench at second base and shortstop ... went 1-for-4 at the plate with an RBI over her debut season ... made her collegiate debut against **Alabama State (3/2)**, tallying her first RBI ... pinch ran against **No. 8 Alabama (3/17)** to make her SEC debut ... recorded her first hit as a Bulldog against **Mississippi Valley State (3/29)** ... drew first career walk against **Jackson State (4/5)**.

HIGH SCHOOL

Ended her standout career at UMS-Wright Preparatory School with six varsity letters and four All-County honors under head coach Meghan Overstreet ... captured four Area Championships (2011-12, 2014-15) ... three-time Defensive Player of the Year and once selected as Offensive Player of the Year for UMS-Wright ... led the Bulldogs in quality at-bats in her senior season, as they set the school record for most wins (25) ... recorded a career-high .384 clip her junior season, adding in a .457 on-base percentage and .916 OPS ... had a career-best season in the field her sophomore season, recording a .955 fielding percentage, while also going .379 at the plate ... named UMS-Wright Offensive Player of the Year her freshman year behind a .343 batting average, .474 on-base percentage and .919 OPS ... was also a standout on the volleyball court, finishing with three varsity letters and a pair of All-County and All-State honors ... played setter was named team captain her senior season before earning MVP honors.

COMMUNITY SERVICE / ACADEMICS

Earned a spot on the SEC Academic Honor Roll in both 2018 and 2019 ... member of the National Honor Society and Mu Alpha Theta in high school ... earned the prestigious H. Taylor Morrisette Memorial Scholarship.

PERSONAL

Born Lindsey Catherine Williams on Mar. 16, 1998 to Clark and Kelly Williams ... father played baseball at Huntingdon College ... has a brother, Hayden, who played baseball at Millsaps College ... majoring in civil engineering ... Twitter handle is @lcw1122.

CAREER HIGHS

| | | |
|----------------|------|--|
| At Bats | 3 | vs. Alcorn State (4/10/18) |
| Hits | 1 | 8x, last vs. Miss. Valley St. (3/10/19) |
| Runs Scored | 1 | 4x, last vs. Miss. Valley St. (3/8/19) |
| Runs Batted In | 1 | 4x, last vs. UT Martin (3/5/19) |
| Walks | 1 | 3x, last at Kentucky (3/16/19) |
| Putouts | 2 | vs. Murray State (2/16/18) |
| Assists | 2 | 2x, last at Kentucky (3/16/19) |
| Hitting Streak | 2 gm | (2/24/19 vs. Georgia Tech to 3/5/19 vs. UT Martin) |

WILLIAMS' CAREER HITTING/FIELDING STATS

| YEAR | AVG | GP-GS | AB | R | H | 2B | 3B | HR | RBI | TB | SLG% | BB | HBP | SO | GDP | OB% | SF | SH | SB | ATT | PO | A | E | FLD% |
|-------|------|-------|----|---|---|----|----|----|-----|----|------|----|-----|----|-----|------|----|----|----|-----|----|----|-------|------|
| 2017 | .250 | 5-0 | 4 | 0 | 1 | 0 | 0 | 0 | 1 | 1 | .250 | 1 | 0 | 0 | 0 | .400 | 0 | 0 | 0 | 0 | 1 | 0 | 1.000 | |
| 2018 | .333 | 10-2 | 12 | 2 | 4 | 0 | 0 | 0 | 2 | 4 | .333 | 0 | 1 | 1 | 0 | .385 | 0 | 0 | 0 | 0 | 5 | 5 | 1 | .909 |
| 2019 | .273 | 12-2 | 11 | 2 | 3 | 0 | 0 | 0 | 1 | 3 | .273 | 2 | 1 | 2 | 0 | .429 | 0 | 0 | 0 | 0 | 3 | 6 | 1 | .900 |
| TOTAL | .296 | 27-4 | 27 | 4 | 8 | 0 | 0 | 0 | 4 | 8 | .296 | 3 | 2 | 3 | 0 | .406 | 0 | 0 | 0 | 0 | 8 | 12 | 2 | .909 |



ANNIE WILLIS

PITCHER | R/R | 5-11 | JUNIOR | HUNTSVILLE, ALA. | WESTMINSTER CHRISTIAN ACADEMY / TROY

29

2019 | SOPHOMORE (AT TROY)

Posted a 9-10 record while making 26 appearances in the circle and totaling 122.1 innings pitched ... struck out 104 batters while walking just 38 ... held opponents to a .222 average at the plate during her sophomore campaign ... threw six complete games, including one shutout ... struck out seven or more batters on seven different occasions ... struck out nine batters in consecutive games **at Florida A&M (2/20)** and **vs. North Dakota State (2/22)** ... ended the year on a run of 8.0 consecutive scoreless innings, all in relief.

2018 | FRESHMAN (AT TROY)

Earned the 2018 Sun Belt Freshman of the Year award and 2018 First Team All-Sun Belt honors ... started 27 of the 34 games she pitched ... finished the season with a 2.57 ERA and a 17-9 record ... led Troy with 117 strikeouts in 166 innings of work ... two-time Sun Belt Pitcher of the Week with standout performances in the Diamond 9 Classic and against **No. 21 Texas State** ... struck out 10 batters over 6.0 scoreless innings **vs. Fordham (3/3)** ... struck out four batters in seven innings in shutout victory against **No. 21 Texas State (4/28)**.

HIGH SCHOOL

Played six seasons at Westminister Christian Academy ... led the Wildcats to two regional appearances as a freshman and junior and two state appearances as a sophomore and senior ... named 2017 ASWA Miss Softball as a senior ... three-time AWSA First Team All-State selection ... All-Area MVP as a sophomore and junior ... named 4A Player and Pitcher of the Year as a senior by ASWA ... AL.com's Huntsville Region Softball Player of the Year her senior year ... named to the MaxPreps 2017 High School Softball First Team as a senior and made the USA Today All-USA Softball Third Team ... finished her career with a 1.05 ERA with 79 shut-outs and 1870 strikeouts through 1167.2 innings of work ... recorded a .418 batting average with 244 RBIs, 75 doubles and 38 homeruns ... led the nation in strikeouts as a sophomore and junior with 495 and 583, respectively ... broke school records in career home runs (26), doubles (69), and strikeouts (1,432) ... broke state record for most consecutive games played with 263 (2012-2017) ... threw six perfect games over her high school career ... also played basketball for the Wildcats and was named to the Northeast Regional All-Tournament Team her junior season and All-Area and All-Tournament teams as a senior.

PERSONAL

Born Anna Louise Willis on Dec. 18, 1998, to Mike and Katie Willis ... has three brothers, Ben, Zac and Seth, and one sister, Meg ... sister played softball at Troy ... majoring in human development and family studies with a focus in youth development.

CAREER HIGHS

| | | |
|-----------------------|------|--|
| Innings (Start) | 11.0 | vs. Louisiana (3/24/18) |
| Innings (Relief) | 4.0 | at Southern Miss (3/15/18) |
| Strikeouts (Start) | 10 | vs. Fordham (3/3/18) |
| Strikeouts (Relief) | 2 | 3x, last at Southern Miss (3/15/18) |
| Walks (Start) | 5 | 3x, last at Louisiana (3/16/19) |
| Walks (Relief) | 2 | vs. Tennessee Tech (2/25/18) |
| Hits Allowed (Start) | 11 | at Louisiana (3/16/19) |
| Hits Allowed (Relief) | 4 | 3x, last at Louisiana-Monroe (3/17/18) |
| Runs Allowed (Start) | 8 | at Louisiana (3/16/19) |
| Runs Allowed (Relief) | 2 | at Louisiana-Monroe (3/17/18) |
| Earned Runs (Start) | 7 | at Louisiana (3/16/19) |
| Earned Runs (Relief) | 4 | vs. Texas State (5/11/18) |
| Putouts | 1 | 8x, last vs. Georgia Tech (3/19/19) |
| Assists | 4 | 2x, last at Louisiana (3/16/19) |

HONORS / AWARDS

2018 Sun Belt Freshman of the Year

2018 First Team All-Sun Belt

2018 Sun Belt Pitcher of the Week (Mar. 6, May 1)

WILLIS' CAREER HITTING/FIELDING STATS

| YEAR | AVG | GP-GS | AB | R | H | 2B | 3B | HR | RBI | TB | SLG% | BB | HBP | SO | GDP | OB% | SF | SH | SB | ATT | PO | A | E | FLD% |
|--------------|-------------|--------------|----------|----------|----------|----------|----------|----------|----------|----------|-------------|----------|----------|----------|----------|-------------|----------|----------|----------|----------|----------|-----------|----------|-------------|
| 2018* | .000 | 34-27 | 0 | 0 | 0 | 0 | 0 | 0 | 0 | 0 | .000 | 0 | 0 | 0 | 0 | .000 | 0 | 0 | 0 | 0 | 4 | 15 | 1 | .950 |
| 2019* | .000 | 26-23 | 0 | 0 | 0 | 0 | 0 | 0 | 0 | 0 | .000 | 0 | 0 | 0 | 0 | .000 | 0 | 0 | 0 | 0 | 4 | 14 | 1 | .947 |
| TOTAL | .000 | 60-50 | 0 | 0 | 0 | 0 | 0 | 0 | 0 | 0 | .000 | 0 | 0 | 0 | 0 | .000 | 0 | 0 | 0 | 0 | 8 | 29 | 2 | .949 |

*at Troy

WILLIS' CAREER PITCHING STATS

| YEAR | ERA | W-L | APP | GS | CG | SHO | CBO | SV | IP | H | R | ER | BB | SO | 2B | 3B | HR | BF | B/Avg | WP | HBP | BK | SFA | SHA |
|--------------|-------------|--------------|-----------|-----------|-----------|----------|----------|----------|--------------|------------|------------|------------|-----------|------------|-----------|----------|-----------|-------------|-------------|-----------|-----------|----------|----------|-----------|
| 2018* | 2.57 | 17-9 | 34 | 27 | 13 | 4 | 2 | 0 | 166.0 | 142 | 70 | 61 | 58 | 117 | 23 | 6 | 12 | 680 | .230 | 9 | 10 | 0 | 4 | 16 |
| 2019* | 2.75 | 9-10 | 26 | 23 | 6 | 1 | 0 | 0 | 122.1 | 103 | 63 | 48 | 38 | 104 | 20 | 1 | 16 | 512 | .222 | 5 | 13 | 0 | 1 | 8 |
| TOTAL | 2.65 | 26-19 | 60 | 50 | 19 | 5 | 2 | 0 | 288.1 | 245 | 133 | 109 | 96 | 221 | 43 | 7 | 28 | 1192 | .226 | 14 | 23 | 0 | 5 | 24 |

*at Troy



AQUANA BROWNLEE

INFILDER / OUTFIELDER | R/R | 5-8 | FRESHMAN | HOUSTON, MISS. | HOUSTON HS

20

HIGH SCHOOL

Led Houston High School to the 2018 Mississippi 3A State Championship ... captain of the Hilltopper squad ... named The Daily Journal's Player of the Year ... named Division 4-3A Most Valuable Player twice... earned Offensive Player of the Year honors ... also named DJ Preps Player of the Year two times ... named Houston High School's Most Valuable Player ... named The Clarion Ledger's Player of the Year ... stole 45 bases and batted .598 ... stole 24 bases her sophomore season ... earned Division 4-4A Most Valuable Player and Offensive Player of the Year honors her sophomore season ... played travel ball with Alabama Sparks Elite ... also competed in track and field and broke her school's record in the long jump.

PERSONAL

Born Aquana Q Brownlee on June 5, 2001, to A.Q. and Michelle Brownlee ... father played football at Murray State ... has three brothers, Antonio Payne, Elijah Brownlee and Chris Patrick, and a sister, Kat Payne ... cousin of former MSU football player and Kansas City Chiefs defensive lineman Chris Jones (2013-15) ... cousin of former MSU softball player Brittany Gates (2009-12) ... majoring in biological sciences ... Twitter handle is @QxanaaaB.



PAIGE COOK

THIRD BASEMAN / UTILITY | R/R | 5-3 | FRESHMAN | CORNELIA, GA. | HABERSHAM CENTRAL HS

6

HIGH SCHOOL

A nationally-ranked third baseman from Habersham Central in Georgia ... signed with the Bulldogs as the No. 44 recruit of the 2019 signing class by Extra Innings Softball ... FloSoftball listed her as the No. 68 recruit of the class ... a four-year letterwinner at Habersham Central ... served as the team captain ... four-time All-Region selection for the Raiders ... earned three best offense awards and one defense award in her tenure ... Selected to the 2018 GADC All-State team ... competed with the GA East Cobb Bullets-Schnute ... won the 16u IDT Championship and 18U Triple Crown Nationals with the Bullets.

PERSONAL

Born Paige Nicole Cook on Nov. 15, 2000, to Eric and Kim Cook ... has a brother, Chase ... majoring in kinesiology ... Twitter handle is @PaigeCook06.



KIKI EDWARDS

OUTFIELDER | R/R | 5-7 | FRESHMAN | WOODBRIDGE, VA. | OSBOURN PARK HS

2

HIGH SCHOOL

One of the top recruits of the 2019 signing class ... ranked as the No. 88 recruit in the nation by FloSoftball ... four-year letterwinner at Osbourn Park ... served as team captain over her senior and junior seasons ... led the Yellow Jackets to 2016 and 2017 VHSL Class 6A State Championship appearances, bringing home the state title in 2016 ... named a three-time, all-conference selection ... brought home all-region accolades in 2017 and 2018 ... played for the Birmingham Thunderbolts Premier and East Cobb Bullets club teams ... won the 16 IDT Championship and 18U Triple Crown Nationals with the Bullets.

COMMUNITY SERVICE / ACADEMICS

Member of the Key Club at Osbourn Park High School ... volunteers at the Street Light Homeless Shelter ... participated with teen ministry at Mount Olive Baptist Church in her hometown.

PERSONAL

Born Kieara Monique Edwards on Nov. 13, 2000, to Warren and Adrienne Broughton ... father played football at Hampton ... has three brothers, Robert Broughton, Jarvis Broughton and Devin Edwards, and two sisters, Nia Henderson and Diamonde Henderson ... majoring in kinesiology ... Twitter handle is @KiearaEdwards.



KENLEY HAWK

PITCHER / OUTFIELDER | R/R | 5-10 | FRESHMAN | PALESTINE, ARK. | PALESTINE-WHEATLEY HS

53

HIGH SCHOOL

Prepped at Palestine-Wheatley ... ranked fifth in the nation by MaxPreps coming out of her junior season ... pitched eight no-hitters and 12 shutouts as a junior ... held a .543 batting average with 44 hits, 53 runs and 43 RBIs ... hit 10 homeruns ... earned an All-American Selection in the Small Schools division ... a four-time All-State selection ... played travel ball with Lady Lightning ... also captained Palestine-Wheatley's volleyball team.

COMMUNITY SERVICE / ACADEMICS

Volunteers as a coach for elementary students.

PERSONAL

Born Kenley Elizabeth Hawk on Jan. 21, 2001 to Perre and Heather Hawk ... has one sister, Karley ... majoring in psychology education ... Twitter handle is @kenley_hawk.



MADISYN KENNEDY

SHORTSTOP / THIRD BASEMAN | R/R | 5-10 | FRESHMAN | MONTGOMERY, ALA. | MACON EAST ACADEMY

18

HIGH SCHOOL

Led Macon East Academy to three AISA Class 3A State Championships ... finished her junior season with seven homeruns ... held a .927 fielding percentage ... competed with the Alabama Birmingham Thunderbolts Premier where they win the 2018 16U PGF Premier National Championship ... also won four state championships in volleyball.

PERSONAL

Born Erin Madisyn Kennedy on Apr. 13, 2001, to Terry and Shannon Kennedy ... has three sisters, Deven, Ashtyn and Tiffany ... Deven played softball at Florida International ... majoring in kinesiology with a concentration in clinical exercise physiology ... Twitter handle is @madisynk18.



DESIREE LEWIS

SHORTSTOP | R/R | 5-6 | FRESHMAN | MOCKSVILLE, N.C. | DAVIE COUNTY HS

5

HIGH SCHOOL

A standout shortstop from Davie County High School in Mocksville, N.C. ... competed with the North Carolina Lady Lightning Gold travel ball program ... fifth Lightning Gold member to sign with Mississippi State, joining Mia Davidson, Montana Davidson, Emily Heimberger and Calyn Adams ... earned four letters at Davie County ... missed the 2018 season due to injury ... helped the War Eagles to a 22-5 record as a sophomore ... hit for a .309 average, including six homers and 25 RBIs ... led Davie County to an 18-19 record over her freshman campaign ... helped Lady Lightning Gold to the 2018 Atlanta Legacy Championship.

COMMUNITY SERVICE / ACADEMICS

Volunteered with KidFest Smart Start of Davie County.

PERSONAL

Born Desiree Leigh Lewis on Feb. 24, 2001, to Damian and Angie Lewis ... nickname is "Dez" ... majoring in biological sciences ... Twitter handle is @dessirreeeee.



CELESTE SOLIZ

CATCHER / UTILITY | L/R | 5-4 | FRESHMAN | FAIRVIEW, TEXAS | LOVEJOY HS / ARIZONA STATE

9

HIGH SCHOOL

Played for the Mexican U17 National Team at the 2019 WSBC World Softball Cup ... collected four hits, four runs and an RBI as Mexico finished seventh in the tournament ... initially signed with and attended Arizona State for one semester before transferring to MSU in January 2020 ... a four-year varsity starter at Lovejoy High School who graduated with the most innings played in school history ... a tough and reliable backstop that caught 662 innings over her high school career ... helped lead her squad to the state playoffs all four years ... boasted a career batting average of .444 and 93 total RBIs ... starting catcher for both the Angels Premier Club team and the East Cobb Bullets ... part of East Cobb's seventh Place finish at the 2018 PGF Premier ... named to the 2017 and 2018 Dallas Morning News First Team All-District after a impactful sophomore and junior year ... 2016 Second Team All-District as a freshman according to the Dallas Morning News.

COMMUNITY SERVICE / ACADEMICS

Four-time NFCA All-American Scholar Athlete and Academic All-District honoree in high school ... was a member of the National Honor Society and Spanish National Honor Society ... earned awards in computer science and math in high school ... volunteers as a 12U coach.

PERSONAL

Born Celeste Soliz on Dec. 24, 2000, to Pedro and Joanna Soliz ... has three brothers, Christian, Corey and Gabriel ... majoring in engineering ... Twitter handle is @soliz_celeste09.



BRYLIE ST. CLAIR

OUTFIELDER | L/L | 5-5 | FRESHMAN | SAND ROCK, ALA. | SAND ROCK HS

12

HIGH SCHOOL

A four-time First Team All-State outfielder from Sand Rock High School ... led the Wildcats to multiple championships over her tenure ... as a junior, led Sand Rock at the plate with a .604 batting average ... the Wildcats finished the season with a 14-12 record to win the 2018 Northeast Region Championship ... named a 2019 All-County, All-Area and All-Tournament Teams ... added 2018 First Team All-State laurels ... Sand Rock finished with a 21-21-1 record over her sophomore season ... closed her sophomore campaign with a .599 average at the plate as the Wildcats won county championship ... earned 2017 All-County, All-Area, All-Area Tournament and First Team All-State honors ... led Sand Rock to a 29-15 record and the Area 13 Championship as a freshman ... led the team at the plate her debut season with a .616 batting average ... brought home All-Area Most Valuable Player honors and her first First Team All-State selection ... played for the Birmingham Thunderbolts, compiling numerous top five finishes on the travel ball scene ... won the 2018 16U Premier National Championship with the Thunderbolts ... also lettered in basketball and cheerleading.

COMMUNITY SERVICE / ACADEMICS

Involved in community service volunteering time in multiple projects including camp supervisor, KTH Color Run and Earth Day Clean Up.

PERSONAL

Born Brylie Savanna St. Clair on Mar. 10, 2001, to Bert and Amy St. Clair ... has a brother, Slade ... majoring in marketing.



ASPEN WESLEY

PITCHER | R/R | 5-3 | FRESHMAN | PHILADELPHIA, MISS. | NESHOPA CENTRAL HS

28

HIGH SCHOOL

Ranked 86th in the country by FloSoftball ... prepped at Neshoba Central High School, where she helped the Rockets to six consecutive 5A State Championships ... a three-time Mississippi Gatorade Player of the Year ... received First Team All-State honors five times ... a four-season All-American by MaxPreps ... tossed 15 shutouts and nine no-hitters as a junior ... struck out 349 batters as a sophomore ... played travel ball with the Alabama Sparks Elite.

COMMUNITY SERVICE / ACADEMICS

Volunteers with Glow Run and other local activities.

PERSONAL

Born Aspen Sage Wesley on Nov. 29, 2000, to Kent and Whitney Wesley ... has one brother, Gage ... majoring in kinesiology ... Twitter handle is @aspen_wes.



SAMANTHA RICKETTS

HEAD COACH | FIRST SEASON (SIXTH AT MSU)

THE RICKETTS FILE

| | |
|-----------|--|
| Hometown | San Jose, Calif. |
| Education | University of Oklahoma, 2009 University of Oklahoma, 2011 |
| Twitter | @Coach_Ricketts |
| Birthday | Dec. 29, 1986 |

COACHING CAREER

| SEASON | SCHOOL | POSITION |
|-----------|-------------------|----------------------|
| 2019-prs. | Mississippi State | Head Coach |
| 2018-19 | Mississippi State | Associate Head Coach |
| 2015-18 | Mississippi State | Assistant Coach |
| 2012-14 | Wichita State | Assistant Coach |
| 2009-11 | Oklahoma | Graduate Assistant |

RICKETTS' HITTERS BY THE NUMBERS

| | |
|----|--|
| 46 | All-Conference Academic Honors |
| 20 | All-Conference Honors |
| 19 | Conference Players of the Week |
| 17 | All-Region Honors |
| 7 | Conference Tournament Team Selections |
| 8 | All-America Honors |
| 3 | National Players of the Week |
| 2 | CoSIDA Academic All-District Selection |
| 2 | Conference Players of the Year |
| 1 | Conference Freshman of the Year |
| 1 | Conference Tournament MVP |

CAREER RECORD

| SEASON | SCHOOL | W-L | PCT. |
|--------------|-------------------|------------|-----------|
| 2020 | Mississippi State | 0-0 | -- |
| TOTAL | | 0-0 | -- |

CONFERENCE RECORD

| SEASON | SCHOOL | W-L | PCT. |
|--------------|-------------------|------------|-----------|
| 2020 | Mississippi State | 0-0 | -- |
| TOTAL | | 0-0 | -- |

Samantha Ricketts, one of the rising coaching stars in college softball who has directed the most explosive offenses in Mississippi State history, was named the Bulldogs' sixth head softball coach, Director of Athletics John Cohen announced July 22, 2019.

"It became clear during our search that Samantha Ricketts was the right fit to lead Mississippi State softball," Cohen said. "Samantha's vision, national recruiting experience and her ability to teach the game were the biggest factors in our decision. She has been one of the most sought-after rising stars in the nation. Coach Ricketts has the utmost respect for our student-athletes and her peers around the country. With her SEC experience and her time at Oklahoma, she knows what it takes to develop our student-athletes into strong people both on and off the field."

Ricketts served as MSU's assistant coach from 2015-18 focusing on hitting and recruiting before being promoted to associate head coach on July 30, 2018. The San Jose, California, native has been a part of one Women's College World Series appearance, six NCAA Regional berths and two NCAA Super Regional appearances during her coaching career.

"I am honored and thrilled for the opportunity to lead Mississippi State softball," Ricketts said. "I am thankful to (Director of Athletics) John Cohen and (President) Dr. Mark Keenum for believing in me. I take so much pride in this program, and we will work extremely hard and efficiently in elevating Mississippi State softball to our ultimate goals. I am eager to continue to mentor our team, not just as Bulldog student-athletes but as first-class leaders in this community."

MSU has become of the nation's elite offensive teams under Ricketts' watch. In her first season of 2015, the Bulldogs set new single-season records for home runs (54), batting average (.312), slugging percentage (.495), RBI (294) and on-base percentage (.416). MSU also finished second in the single-season record books for runs scored (326), doubles (84) and hit by pitches (72). In 2014 without Ricketts on the MSU staff, just two Bulldogs hit over .300, while in 2015 with the addition of Ricketts, nine Bulldogs hit over .300 (min. five at-bats).

Several records would fall again in 2019. In her fifth season with the program and first as associate head coach, Ricketts' protégés Fa Leilua and Mia Davidson became one of the most dynamic duos in the nation. MSU joined Arizona as the only clubs in the nation to boast multiple hitters with 20 or more home runs. The Bulldogs

shattered the school record for home runs (72) and posted the second-highest slugging percentage in school history (.484).

For the first time since 2008, State produced multiple NFCA All-Americans with Leilua and Davidson earning a spot on the coveted list. Leilua closed 2019 with 22 total home runs, setting a new MSU junior record. The total ranked second in single-season history behind only Davidson's record-shattering mark of 26.

Davidson finished the year by leading the team in batting average (.373), runs scored (52), hits (63), doubles (8), home runs (26), slugging percentage (.882), total bases (149), walks (23), hit by pitch (14) and on-base percentage (.476).

The two-time First Team All-SEC honoree ranked second nationally and tops in the SEC in homers. Her 26 home runs not only set a new MSU single-season record but also broke the SEC's single-season mark that was once held by Georgia's Alex Hugo (2014) and Alabama's Kelly Kretschman (1998). Davidson was the lone player in the SEC to record at least 60 RBI, 60 hits and 50 runs scored in 2019. She already holds the program record for career home runs (45) and slugging percentage (.818).

Ricketts made an immediate impact in Davidson's debut season of 2018. The freshman slugged a then-MSU single-season record 19 home runs and became just the third player in school history to be named SEC Freshman of the Year.

During the 2016 season, Ricketts' leadership led senior Kayla Winkfield to a .330 average and an SEC-leading six triples, which finished top 10 in the nation. For her career, Winkfield finished in MSU's top 10 for triples (10) and stolen bases (75).

Ricketts was also responsible for the rise of Caroline Seitz, who concluded her career as one of the best players in program history. In 2017, Seitz finished tied for second in home runs (37), third in doubles (53), fourth in RBI (166), fifth in slugging percentage (.554), fifth in assists (462) and sixth in total bases (406).

That same season, Ricketts produced five starters that hit .300 or better to help lead the Bulldogs to an NCAA Regional. Ricketts guided Seitz to a breakout senior season that earned the Birmingham, Alabama, native first-team All-SEC honors. Seitz was the first Bulldog to earn the laurel since Chelsea Bramlett in 2010.

SAMANTHA RICKETTS CONTINUED

Prior to joining the Bulldogs, Ricketts served as assistant coach at Wichita State from 2012-14, working with the team's hitters and consistently improving their production. Her last spring at WSU was her most successful as she helped the Shockers increase their overall win total by 15 from 2013 to 2014. WSU finished 21-6 in the Missouri Valley Conference (MVC) in 2014 to win the program's first regular-season league title. Ricketts was part of the MVC Coaching Staff of the Year, helping to improve the Shockers from the ninth place in 2012, to eighth place in 2013, to MVC champs in 2014.

Individually, Ricketts produced five starters who each hit better than .300 in 2014 after the squad did not have a batter hit over .300 in 2013. The Shockers scored 138 more runs, smashed 26 more home runs, hit 11 more doubles and added seven more triples from the previous season. Overall, the 2014 team established program single-season records for batting average, slugging percentage, on-base percentage, runs scored, hits, doubles, home runs, runs batted in and total bases.

Under Ricketts' guidance, Cacy Williams was a NFCA All-Midwest Region First-Team honoree in 2014 as well as becoming the first student-athlete in MVC history to receive Player of the Year and Newcomer of the Year honors from the league. She broke the Wichita State single-season records for batting average (.424), slugging percentage (.812), on-base percentage (.531), total bases (138), runs scored (57), home runs (16) and RBI (47).

In 2013, her second season at Wichita State, Ricketts oversaw a 12-point jump in team batting average from 2012 while helping the squad to 17 more doubles and seven additional home runs. She also helped Erin Carney earn a spot on the All-MVC First Team. During her first year with the Shockers, Ricketts coached Rachel Milnark and Sydney Stuever to second team All-MVC accolades.

Ricketts also owns professional softball coaching experience. She served as assistant coach for the USSSA Florida Pride of the NPF League. The squad claimed the regular season championship, and the staff was recognized as Coaching Staff of the Year.

At the conclusion of her four-year Oklahoma playing career in 2009, Ricketts was the record holder in career home runs (48) and runs batted in (239) while ranking third in extra-base hits (97), total bases (444), slugging percentage (.645) and on-base percentage (.461). She started 192 consecutive games and ended her career as the Big 12 career RBI leader.

On the field, Ricketts was a four-time All-Big 12 first team selection, a two-time All-American and a two-time Academic All-Big 12 first team honoree. In 2009, she was named to the NFCA All-America Team and NFCA All-Central Region first team while solidifying a spot as a top 10 finalist for the Lowe's Senior Class Award.

In 2008, she was named to the Preseason USA Softball National Player of the Year Watch List and ESPN.com's Preseason All-America second team. Ricketts ended her junior season with All-Big 12 Tournament honors. As a sophomore in 2007, Ricketts was a second-team All-American and first team NFCA All-Midwest Region selection. She became the first Sooner to be a top-three finalist for the USA Softball Player of the Year award after topping all Division I players in RBI during the regular season. She was the lone freshman in 2006 to earn All-Big 12 first team honors and was selected as a member of the NFCA All-Midwest Region squad.

Ricketts earned her bachelor's degree in sociology from Oklahoma in 2009 and her Master of Education in adult higher education with an emphasis in intercollegiate athletic administration in December of 2011.

Ricketts began her coaching career at her alma mater as a graduate assistant coach in 2010 and 2011. During that time she played in the National Pro Fastpitch (NPF) league with the Akron Racers. She was the 12th overall pick in the 2009 NPF Draft.

Ricketts has three younger siblings who played collegiate athletics. Her sister, Stephanie, graduated in 2012 after an All-American pitching career at the University of Hawaii and her sister, Keilani, graduated from the Oklahoma and played for the USSSA Pride of the NPF and Shokki Softball in Japan. Keilani was the 2012 and 2013 USA Softball Collegiate Player of the Year and one of the most decorated players in USA Softball history. Her younger brother, Richard, played football at the Air Force Academy.

MSU COACHING HIGHLIGHTS

| | |
|--|------|
| NCAA Regional Appearances | 3 |
| NFCA All-South Region Selections | 11 |
| First Team All-SEC Selections | 5 |
| SEC All-Defensive Team Selections | 2 |
| Top 10 Finalist for Schutt Sports/NFCA Freshman of the Year | 2018 |
| SEC Freshman of the Year | 2018 |
| Top 10 Finalist for USA Softball Collegiate Player of the Year | 2019 |

WICHITA STATE COACHING HIGHLIGHTS

| | |
|---|------|
| NCAA Regional Appearance (First in school history) | 2014 |
| Missouri Valley Conference Coaching Staff of the Year | 2014 |
| NFCA All-Region Selections | 2 |

OKLAHOMA COACHING HIGHLIGHTS

| | |
|---|------|
| Women's College World Series Appearance | 2011 |
| Big 12 Tournament Championship | 2011 |
| NCAA Regional Championship | 2010 |
| All-Americans | 6 |
| NFCA All-Region Selections | 7 |

PLAYING CAREER HIGHLIGHTS

| | |
|---|-----------------------------|
| 2009 NPF Draft | 12th Overall (Akron Racers) |
| NFCA All-American | 2007, 2009 |
| USA Softball Collegiate Player of the Year Top 3 Finalist | 2007 |
| Lowe's Senior CLASS Award Top 10 Finalist | 2009 |
| First Team All-Big 12 | 2006-09 |
| First Team Academic All-Big 12 | 2007-08 |
| USA Softball National Player of the Year Watchlist | 2008 |
| ESPN Preseason Second Team All-American | 2008 |
| Big 12 All-Tournament Team | 2008 |
| NFCA All-Central Region First Team | 2009 |
| NFCA All-Midwest Region First Team | 2006-07 |





TYLER BRATTON

ASSISTANT COACH | SEVENTH SEASON

Tyler Bratton is in his seventh season as an assistant coach with the Mississippi State softball program after joining the staff in December of 2013.

Bratton, who works with outfielders and defense, and has game management and recruiting responsibilities, is a 2007 Mississippi State graduate and spent the previous five years working with the Bulldog baseball program as its coordinator of baseball operations.

The MSU outfield has committed just 34 errors and has posted a fielding percentage of .970 over six seasons under Bratton.

During Bratton's fifth season, MSU's defense recorded a .957 fielding percentage. MSU tallied 15 double plays over the 2018 campaign, while four Bulldogs turned in error-free seasons. The following year, State saw a dozen student-athletes complete the season without an error.

The defense was highlighted by first baseman Sarai Niu, who closed the season with just six errors and a team-high .985 fielding percentage. Niu's 386 putouts last season were the 10th most in MSU single-season history. She will enter her senior campaign ranked sixth in career putouts (899), eight in total chances (944) and tied for ninth in career fielding percentage (.981).

Over the 2017 season, MSU's defense turned in a .965 fielding percentage, which tied the 2003 squad for the fourth-highest fielding percentage in program history and was the highest fielding percentage by the team since Bratton's debut season in 2014. MSU fielders also turned 19 doubles plays, while seven Bulldogs turned in error-free performance for the season.

Bratton's guidance earned Amanda Ivy a spot on the All-SEC Defensive Team, becoming the first player in program history to reel the laurel. Ivy robbed opponents of home runs three times over the season, with her wall-crashing catch against No. 24 Arkansas, which was voted SEC Softball Catch of the Year, highlighted the group. She earned national exposure with the play with a spot at No. 6 on SportsCenter's Top 10 and the third top play on NCAA's weekly top 10.

Ivy also showcased her arm over the season with three assists from the outfield, while adding 45 putouts. She closed her career ranking tied for fifth in program history with a .985 fielding percentage.

Bratton's third season with the softball Bulldogs, MSU fielders

turned 18 double plays, moving his career total to 50. A total of 17 fielders posted a perfect 1.000 fielding percentage and the Dogs registered 16 error-free contests.

In his second season with the program in 2015, MSU turned 22 double plays, which ranked third in the Southeastern Conference as nine different Bulldogs contributed to the 22 twin killings.

During his debut campaign with the softball squad, Bratton instilled a toughness in the team that helped carry it to a program third-best 39 victories. MSU earned eight wins against ranked opponents, tied for the second most in a year in program history.

With a 2-0 victory on Apr. 18 at No. 4 Tennessee, Mississippi State earned its third-straight victory against a top-five opponent after downing No. 3/2 Alabama on Apr. 12-13. It was the first time the Bulldogs had won three consecutive games against ranked foes since taking seven straight from Apr. 9-May 13, 2004, and the first time ever winning three straight against top-five opponents.

The Bulldogs also qualified for the NCAA Tournament for the third-straight season, the longest such stretch for the program since 2007-09.

Bratton's approach of not moving in the batter's box paid dividends as the Bulldogs set the program record for hit by pitches in a season with 88. MSU set the Southeastern Conference Tournament single-game record eight HBPs during the opener against No. 16 Kentucky.

He aided in the development of freshman third baseman Caroline Seitz, who was a Top 25 Finalist of the inaugural National Fastpitch Coaches Association (NFCA) Freshman of the Year Award and an NFCA All-South Regional First Team selection as well as a Southeastern Conference All-Freshman Team pick.

Bratton also helped freshman Katie Anne Bailey become one of MSU's most reliable hitters in key situations. She drove in the game-winning run against No. 8 Kentucky with a pinch-hit walk-off single to give Mississippi State its first SEC win of the campaign and plated the winner against No. 3 Alabama with a sacrifice fly in the bottom of the 10th inning.

With Bulldog baseball, Bratton consistently organized a top-10 strength of schedule, coordinated team travel arrangements and acted as the program's liaison with adidas. The West Point, Miss.,

native also aided in on-campus recruiting efforts, directed the team's video operations and oversaw all tasks associated with the day-to-day operation of the MSU baseball program.

Bratton was a three-year standout in baseball and football, playing outfield for Bill Miley at Oak Hill Academy in nearby West Point. He continued his baseball career in 2003 and 2004 at East Mississippi Community College, where he was coached by Bill Baldner.

Bratton then came to MSU, earning a spot on Ron Polk's team as an outfielder in 2006. That Mississippi State squad ascended to a No. 1 in-season national ranking and advanced to the finals of the NCAA Clemson Regional.

At Mississippi State, Bratton earned an undergraduate degree in secondary education in 2007 and, in 2009, completed MSU graduate degree studies in sports administration.



JOSH JOHNSON

ASSISTANT COACH | FIRST SEASON

Josh Johnson, former associate head coach at Ball State, joined Mississippi State's staff on August 27, 2019.

Johnson spent the last five seasons as part of the Ball State's coaching staff as a pitching coach and was elevated to associate head coach prior to the 2019 campaign. Over his five seasons with the program, the Cardinals compiled a 157-119 record and a 56-49 mark in Mid-American Conference play, guided Ball State to the 2018 MAC Western Division Crown.

His pitching staff has registered 300-or-more strikeouts in each of the last three seasons, with all three totals ranking among the top five single season marks in program history. His staff's ERA has also been below 3.00 in each of the last three years.

In 2019, Johnson took a relatively young staff and developed it into one of the nation's best. With a starting rotation which featured two freshmen, a redshirt sophomore and a senior, the Cardinals finished the year ranked second in the MAC and 69th nationally with a 2.82 ERA. The team's 313 total strikeouts were also 55th among all NCAA Division I programs. Combined, Ball State's pitchers threw 10 shutouts in 2019 with each of the team's five pitchers having a hand in at least two.

Johnson helped junior Alyssa Rothwell develop into a shutdown closer over the 2019 campaign as she set a new Ball State and MAC single-season record of 14 saves. The total led the nation, tied as the third-best single season mark in NCAA history and raised her career total to 28 which is four shy of the current NCAA record.

The Cardinals finished the 2018 season with a league-low 2.48 ERA, despite being plagued by injuries. Ball State's three pitchers helped guide the program to 37 wins, the fourth-highest single season total in program history, and the MAC West Division championship.

Junior starter Aeshia Miles, who had just 53.1 collegiate innings under her belt prior to the 2018 season, took over as the team's ace and became just the sixth player in program history to reach 20 wins in a season en route to All-MAC honors. Overall, Ball State's 2.48 ERA in 2018 was the program's best mark since the 2010 season, as was the staff's 328 total strikeouts. The 2017 season saw Ball State's pitchers finish the year with a combined 2.99 ERA, the program's best mark since the 2013 squad finished the year with a 2.74 ERA. In addition, Ball State's pitchers chalked up 307 strikeouts in 2017 to rank third in the conference. In his first season on staff in 2016, Johnson helped senior pitcher

Nicole Steinbach earn four MAC West Division Pitcher of the Week awards and end her career as a two-time NFCA All-Great Lakes Region Third Team honoree.

Prior to joining the staff at Ball State, Johnson served as the primary pitching coach at the University of Texas at El Paso in 2014. Before his one season at UTEP, Johnson served as the top assistant and pitching coach at the University of Louisiana-Lafayette for the 2013 season, which saw the Ragin' Cajuns advance to the NCAA Ann Arbor Super Regional after winning the NCAA Baton Rouge Regional. Under his guidance, the Ragin' Cajuns pitching staff increased its strikeout total by 122 from the previous season, with Jordan Wallace ranking third nationally with 382 strikeouts.

Before arriving at Louisiana-Lafayette, Johnson spent three seasons as the head coach at Faulkner State Community College (2010-12) where his 119-60 career record makes him the winningest coach in program history. His Sun Chiefs players would earn 14 National Junior College Athletic Association (NJCAA) All-America honors, while breaking every team and individual batting, base running and pitching record in program history. His teams posted the two highest finishes in program history, including the school's first state championship appearance.

Johnson, who started his fastpitch softball career in 1995, has been playing at the Major level of the North American Fastpitch Association (NAFA) since 2004 as both a pitcher and an outfielder. A 16-time NAFA All-World Team selection, Johnson was inducted into the NAFA Hall of Fame in 2013 and was the association's Most Valuable Player in 2014. He has also competed in numerous tournaments for the US Men's National Fastpitch Softball Team, most recently playing in the 2015 Pan American Games held in Toronto, Ontario (July 12-18).

As a student-athlete, Johnson was a four-year letterwinner and 1998 First Team All-Conference selection in baseball at the University of Wisconsin-Stout, where he earned his bachelor's in psychology in 2000 and his master's in Applied Psychology in 2003. Johnson also earned letters in cross country and track & field at Wisconsin-Stout, finishing his athletics career as the only 14-time varsity letterwinner in school history. He continues to hold the Blue Devils' program record in the indoor 1,000m run, at 2:31.92.

A native of Oregon, Wisconsin, Johnson worked on a Ph.D in sport psychology at Florida State until 2008. Joining him in Starkville is his wife Jenny and son Jake.



KATIYANA MAUGA

VOLUNTEER ASSISTANT COACH | FIRST SEASON

A two-time All-American at the University of Arizona and one of the top home run hits in NCAA history, Katiyana Mauga will serve as Mississippi State softball's volunteer assistant coach over the 2020 season.

Mauga, a native from San Diego, California, left Arizona as one of the most decorated hitters to play Division I softball. She is the only player in NCAA history to hit 20 home runs in each of her four seasons. She finished first or second in the Pac-12 in home runs all four years of her career and holds Arizona's and the Pac-12's career home run record. Her 92 career home runs stand second in NCAA history.

A two-time All-American (2017, 2015), the Wildcat third baseman finished her career with 257 career RBI to stand fifth in Arizona history, sixth in Pac-12 history and 13th in NCAA history. She closed her career with an .829 slugging clip to set Arizona's program record. The mark also stands third in Pac-12 history and 13th in the NCAA record book.

She was named 2017 Co-Pac-12 Player of the Year and 2014 Pac-12 Freshman of the Year. She was a top 10 finalist for 2014 NFCA Fresh-

man of the Year and 2017 USA Softball Player of the Year. Mauga was named to the NFCA All-West Region Team on three occasions and was a four-time All-Pac-12 Team honoree. She won Pac-12 Player of the Week five times and took home two national player of the week awards over her career.

She was drafted sixth overall in the 2017 NPF Draft to the Texas Charge.



NICOLE PENDLEY

GRADUATE ASSISTANT COACH | FIRST SEASON

A two-time national champion at the University of Oklahoma, Nicole Pendley joins Mississippi State as a graduate assistant manager for the 2020 season.

A standout outfielder for the Sooners, Pendley brought home two national championships during her tenure at Oklahoma. The Rio Rancho, New Mexico, native was a three-time All-Big 12 honoree and earned three NFCA All-Region honors.

Pendley finished her career ranked sixth in games played (254) and RBI (189), seventh in home runs (47), eighth in at-bats (730), ninth in total bases (422) and runs (177) and tenth in extra-base hits (83) and total hits (240).

A competitor in big moments, Pendley was named the Most Outstanding Player at the 2018 Big 12 Championship and selected to the 2017 and 2018 All-Tournament Teams.

Pendley continues to compete professionally within the NPF and is currently with the Cleveland Comets.



KAYLA WINKFIELD

COORDINATOR OF SOCCER OPERATIONS | FIRST SEASON

Former Bulldog standout Kayla Winkfield returned to Starkville as the program's coordinator of softball operations for the 2020 season.

One of the most prolific infielders in program history, Winkfield is no stranger to the softball support staff. The Giddings, Texas, native spent the 2017 season as a student assistant coach before returning to the program as a graduate assistant manager for the 2018 and 2019 campaigns all while competing on the professional level.

Winkfield will serve as the program's primary liaison with adidas, coordinate all team travel and manage player relations. In addition, Winkfield will also oversee the MSU softball team managers.

The infielder wore the Maroon and White over the 2013-16 seasons, finishing her career ranked tied seventh in stolen bases (75) and tied for ninth in triples (10).

Over her freshman season, Winkfield closed the year third on the team with 17 stolen bases. She registered 10 hits, six walks and scored 17 runs. She held a .333 average at the plate and helped snapped MSU's 21-game losing streak against LSU as a pinch runner

when she stole a base and scored the game-winning run against the No. 12 Tigers.

She followed up that performance with 13 stolen bases as a sophomore and ranked third on the team with 106 putouts at shortstop coupled with 58 assists. She turned in a breakout performance as a junior, ending the season with a .331 average with help of 57 hits. She also slugged nine doubles and four triples.

Winkfield closed her career by leading the SEC in triples (6) and triples per game (0.11). The senior put up a .330 average in the box with 59 hits, 36 runs scored, 17 stolen bases and a .438 slugging percentage.

She became the 12th Bulldog in program history to play professionally as she was drafted as the 35th overall pick in the 2016 National Pro Fastpitch Draft by the Pennsylvania Rebellion.

In her rookie season, she led the Rebellion in batting average (.296), slugging percentage (.417) and assists (59). In January of 2017, Winkfield was signed by the Scrap Yard Fast Pitch through the 2018 season.

Over the 2017 season with Scrap Yard, Winkfield held a .262 average at the plate with 32 hits and 23 runs scored while swiping 11 bases. Defensively, she held a .963 fielding percentage with 57 putouts and 22 assists with just three errors. Her performance helped carry Scrap Yard to the 2017 Cowles Cup Championship. Winkfield wrapped up her fourth season of professional softball and her third with Scrap Yard Fastpitch over the summer of 2019.

The daughter of William and Patricia Winkfield, she was born Kayla Camille Winkfield on Apr. 14, 1994, in Austin, Texas. She has one sister Keanna. Winkfield earned her degree in human sciences from Mississippi State in 2017. She graduated with her master's degree in human development and family science in May of 2019.



2019 RESULTS



2019 Mississippi State Softball
Game Results for Mississippi State (as of Jan 21, 2020)
(All games)



| Date | Opponent | Score | Inns | Overall | SEC | Pitcher of record | Attend | Time |
|----------------|-----------------------|--------|------|---------|--------|----------------------|--------|------|
| Feb 08, 2019 | MIDDLE TENNESSEE | w 8-2 | 7 | 1-0-0 | 0-0-0 | Fagan,G (W 1-0) | 0 | 2:25 |
| Feb 08, 2019 | STEPHEN F. AUSTIN | w 3-0 | 7 | 2-0-0 | 0-0-0 | Williams,E (W 1-0) | 672 | 1:56 |
| Feb 09, 2019 | VALPARAISO-1 | w 8-3 | 7 | 3-0-0 | 0-0-0 | Denis,C (W 1-0) | - | 2:24 |
| Feb 09, 2019 | VALPARAISO-2 | w 10-0 | 5 | 4-0-0 | 0-0-0 | Loza,A (W 1-0) | 752 | 1:30 |
| Feb 10, 2019 | STEPHEN F. AUSTIN | L 0-1 | 7 | 4-1-0 | 0-0-0 | Fagan,G (L 1-1) | 403 | 2:07 |
| Feb 14, 2019 | vs Southern Illinois | L 1-4 | 7 | 4-2-0 | 0-0-0 | Loza,A (L 1-1) | 75 | 2:00 |
| Feb 14, 2019 | vs #5 Washington | L 5-7 | 7 | 4-3-0 | 0-0-0 | Williams,E (L 1-1) | 432 | 2:08 |
| Feb 15, 2019 | vs Sacramento State | w 8-5 | 7 | 5-3-0 | 0-0-0 | Fagan,G (W 2-1) | 249 | 2:23 |
| Feb 16, 2019 | vs UCF | w 11-3 | 5 | 6-3-0 | 0-0-0 | Loza,A (W 2-1) | 278 | 1:30 |
| Feb 20, 2019 | ALABAMA STATE | w 3-1 | 7 | 7-3-0 | 0-0-0 | Denis,C (W 2-0) | 238 | 1:36 |
| Feb 23, 2019 | GEORGIA TECH | w 4-2 | 7 | 8-3-0 | 0-0-0 | Loza,A (W 3-1) | 336 | 1:57 |
| Feb 24, 2019 | GEORGIA TECH | w 9-0 | 5 | 9-3-0 | 0-0-0 | Williams,E (W 2-1) | 810 | 1:43 |
| Feb 24, 2019 | SOUTHEASTERN LA. | w 4-3 | (9) | 10-3-0 | 0-0-0 | Williams,E (W 2-1) | 0 | 3:08 |
| Feb 25, 2019 | GEORGIA TECH | L 4-6 | 7 | 10-4-0 | 0-0-0 | Fagan,G (L 2-2) | 0 | 2:29 |
| Feb 25, 2019 | ALCORN STATE | w 6-0 | 7 | 11-4-0 | 0-0-0 | Loza,A (W 4-1) | 639 | 1:45 |
| Feb 27, 2019 | at Memphis | w 10-7 | 7 | 12-4-0 | 0-0-0 | Williams,E (W 3-1) | 537 | 2:48 |
| Mar 01, 2019 | vs Ohio | L 4-5 | 7 | 12-5-0 | 0-0-0 | Williams,E (L 4-2) | 0 | 2:12 |
| Mar 02, 2019 | vs Kansas | w 6-3 | 7 | 13-5-0 | 0-0-0 | Fagan,G (W 3-2) | 0 | 1:59 |
| Mar 02, 2019 | at Duke | w 3-2 | (9) | 14-5-0 | 0-0-0 | Loza,A (W 5-1) | 549 | 2:18 |
| Mar 05, 2019 | UT MARTIN | w 9-1 | 6 | 15-5-0 | 0-0-0 | Boseman,K (W 1-0) | 208 | 2:00 |
| Mar 08, 2019 | MVSU | w 15-0 | 5 | 16-5-0 | 0-0-0 | Denis,C (W 3-0) | 0 | 1:39 |
| Mar 08, 2019 | LOUISIANA TECH | w 7-4 | 7 | 17-5-0 | 0-0-0 | Williams,E (W 5-2) | 386 | 2:17 |
| Mar 10, 2019 | LOUISIANA TECH | w 5-4 | 7 | 18-5-0 | 0-0-0 | Loza,A (W 6-1) | 0 | 2:33 |
| Mar 10, 2019 | MVSU | w 3-0 | 7 | 19-5-0 | 0-0-0 | Boseman,K (W 2-0) | 608 | 1:57 |
| * Mar 15, 2019 | at #15 Kentucky | L 0-8 | 5 | 19-6-0 | 0-1-0 | Fagan,G (L 3-3) | 533 | 1:18 |
| * Mar 16, 2019 | at #15 Kentucky | L 8-9 | 7 | 19-7-0 | 0-2-0 | Fagan,G (L 3-4) | 932 | 2:14 |
| * Mar 17, 2019 | at #15 Kentucky | L 1-4 | 7 | 19-8-0 | 0-3-0 | Boseman,K (L 2-1) | 986 | 1:49 |
| * Mar 22, 2019 | #13 AUBURN | w 7-6 | 7 | 20-8-0 | 1-3-0 | Loza,A (W 7-1) | 436 | 1:54 |
| * Mar 23, 2019 | #13 AUBURN | L 4-7 | (8) | 20-9-0 | 1-4-0 | Boseman,K (L 2-2) | 476 | 2:33 |
| * Mar 24, 2019 | #13 AUBURN | L 0-9 | 5 | 20-10-0 | 1-5-0 | Fagan,G (L 3-5) | 456 | 1:46 |
| Mar 26, 2019 | at Central Arkansas | w 4-3 | 7 | 21-10-0 | 1-5-0 | Fagan,G (W 4-5) | 316 | 1:57 |
| * Mar 29, 2019 | at #4 Alabama | L 2-3 | (8) | 21-11-0 | 1-6-0 | Williams,E (L 5-3) | 3594 | 2:45 |
| * Mar 30, 2019 | at #4 Alabama | L 2-8 | 7 | 21-12-0 | 1-7-0 | Boseman,K (L 2-3) | 3940 | 2:20 |
| * Mar 31, 2019 | at #4 Alabama | w 12-9 | (10) | 22-12-0 | 2-7-0 | Williams,E (W 6-3) | 3624 | 4:14 |
| Apr 03, 2019 | vs Jacksonville State | w 11-3 | 6 | 23-12-0 | 2-7-0 | Fagan,G (W 5-5) | 536 | 2:01 |
| * Apr 05, 2019 | #5 LSU | w 6-0 | 7 | 24-12-0 | 3-7-0 | Williams,E (W 7-3) | 453 | 1:20 |
| * Apr 06, 2019 | #5 LSU | L 9-10 | 7 | 24-13-0 | 3-8-0 | Fagan,G (L 5-6) | 496 | 2:54 |
| * Apr 07, 2019 | #5 LSU | L 3-5 | 7 | 24-14-0 | 3-9-0 | Williams,E (L 7-4) | 452 | 2:29 |
| Apr 10, 2019 | MEMPHIS | w 15-3 | 5 | 25-14-0 | 3-9-0 | Williams,E (W 8-4) | 284 | 2:04 |
| * Apr 12, 2019 | at #9 Tennessee | L 0-4 | 7 | 25-15-0 | 3-10-0 | Williams,E (L 8-5) | 1805 | 1:57 |
| * Apr 13, 2019 | at #9 Tennessee | L 2-10 | 5 | 25-16-0 | 3-11-0 | Fagan,G (L 5-7) | 2200 | 2:04 |
| * Apr 14, 2019 | at #9 Tennessee | L 2-9 | 7 | 25-17-0 | 3-12-0 | Williams,E (L 8-6) | 1914 | 2:45 |
| Apr 16, 2019 | at UAB | w 5-4 | 7 | 26-17-0 | 3-12-0 | Loza,A (W 8-1) | 238 | 2:15 |
| * Apr 19, 2019 | #16 OLE MISS-1 | L 0-21 | 5 | 26-18-0 | 3-13-0 | Denis,C (L 3-1) | 338 | 1:53 |
| * Apr 19, 2019 | #16 OLE MISS-2 | w 6-0 | 7 | 27-18-0 | 4-13-0 | Williams,E (W 9-6) | 378 | 1:51 |
| * Apr 20, 2019 | #16 OLE MISS | L 1-3 | (8) | 27-19-0 | 4-14-0 | Williams,E (L 9-10) | 803 | 2:31 |
| * Apr 26, 2019 | MISSOURI | w 8-3 | 7 | 28-19-0 | 5-14-0 | Williams,E (W 10-7) | 276 | 2:18 |
| * Apr 27, 2019 | MISSOURI | w 6-3 | 7 | 29-19-0 | 6-14-0 | Fagan,G (W 6-7) | 586 | 2:16 |
| * Apr 28, 2019 | MISSOURI | w 10-2 | 5 | 30-19-0 | 7-14-0 | Williams,E (W 11-7) | 503 | 2:05 |
| * May 03, 2019 | at #7 Florida | w 6-4 | 7 | 31-19-0 | 8-14-0 | Williams,E (W 12-7) | 1256 | 3:56 |
| * May 04, 2019 | at #7 Florida-1 | w 4-2 | 7 | 32-19-0 | 9-14-0 | Fagan,G (W 7-7) | - | 2:17 |
| * May 04, 2019 | at #7 Florida-2 | L 0-2 | 7 | 32-20-0 | 9-15-0 | Loza,A (L 8-2) | 1656 | 1:44 |
| May 08, 2019 | at Texas A&M | w 3-2 | 7 | 33-20-0 | 9-15-0 | Williams,E (W 13-7) | 325 | 2:11 |
| May 09, 2019 | vs #17 Ole Miss | L 4-9 | 7 | 33-21-0 | 9-15-0 | Williams,E (L 13-8) | 1257 | 2:26 |
| May 17, 2019 | vs Seattle U | w 5-3 | 7 | 34-21-0 | 9-15-0 | Williams,E (W 14-8) | 0 | 2:12 |
| May 18, 2019 | at Washington | L 1-6 | 7 | 34-22-0 | 9-15-0 | Williams,E (L 14-9) | 0 | 1:53 |
| May 18, 2019 | vs Seattle U | w 7-3 | 7 | 35-22-0 | 9-15-0 | Williams,E (W 15-9) | 1661 | 2:30 |
| May 19, 2019 | at #3 Washington | L 0-8 | 7 | 35-23-0 | 9-15-0 | Williams,E (L 15-10) | 1452 | 2:18 |

2019 OVERALL STATS



2019 Mississippi State Softball
Overall Statistics for Mississippi State (as of Jan 17, 2020)
(All games Sorted by Batting avg)



Record: 35-23 Home: 21-8 Away: 8-11 Neutral: 6-4 SEC: 9-15

| Player | avg | gp-gs | ab | r | h | 2b | 3b | hr | rbi | tb | slg% | bb | hp | so | gdp | ob% | sf | sh | sb-att | po | a | e | fld% |
|-----------------|------|-------|------|-----|-----|----|----|----|-----|-----|-------|-----|----|-----|-----|------|----|----|--------|------|-----|----|-------|
| 33 Davidson,Mi | .373 | 57-57 | 169 | 52 | 63 | 8 | 0 | 26 | 64 | 149 | .882 | 23 | 14 | 22 | 2 | .476 | 4 | 0 | 2-2 | 300 | 37 | 6 | .983 |
| 24 Leilua,F | .345 | 58-58 | 177 | 44 | 61 | 7 | 0 | 22 | 52 | 134 | .757 | 18 | 5 | 28 | 4 | .412 | 4 | 0 | 1-1 | 9 | 0 | 0 | 1.000 |
| 2 Moore,K | .343 | 55-55 | 169 | 38 | 58 | 7 | 4 | 13 | 47 | 112 | .663 | 16 | 2 | 16 | 0 | .406 | 0 | 1 | 5-5 | 71 | 4 | 5 | .938 |
| 3 Denis,C | .338 | 51-45 | 133 | 23 | 45 | 3 | 0 | 2 | 13 | 54 | .406 | 3 | 3 | 15 | 0 | .364 | 1 | 4 | 6-6 | 52 | 8 | 2 | .968 |
| 11 Heimberger,E | .304 | 57-56 | 171 | 36 | 52 | 8 | 2 | 1 | 22 | 67 | .392 | 11 | 1 | 20 | 0 | .348 | 1 | 4 | 12-14 | 124 | 105 | 10 | .958 |
| 21 Niu,S | .284 | 56-55 | 141 | 12 | 40 | 7 | 0 | 1 | 20 | 50 | .355 | 13 | 12 | 17 | 1 | .392 | 0 | 0 | 0-0 | 291 | 12 | 13 | .959 |
| 32 Davidson,M | .269 | 58-58 | 160 | 12 | 43 | 7 | 0 | 2 | 21 | 56 | .350 | 8 | 1 | 14 | 1 | .302 | 3 | 2 | 1-1 | 54 | 65 | 10 | .922 |
| 12 Dabbs,G | .267 | 36-7 | 30 | 12 | 8 | 1 | 0 | 0 | 1 | 9 | .300 | 4 | 0 | 6 | 0 | .353 | 0 | 0 | 3-4 | 15 | 0 | 1 | .938 |
| 0 B. Robinson | .256 | 48-46 | 125 | 22 | 32 | 2 | 3 | 0 | 12 | 40 | .320 | 6 | 1 | 20 | 0 | .293 | 1 | 1 | 7-8 | 73 | 48 | 10 | .924 |
| 17 Spexarth,C | .227 | 47-35 | 97 | 8 | 22 | 0 | 0 | 3 | 17 | 31 | .320 | 11 | 1 | 9 | 4 | .312 | 0 | 0 | 0-0 | 13 | 0 | 0 | 1.000 |
| 7 Segars,A | .171 | 42-11 | 35 | 6 | 6 | 0 | 0 | 0 | 2 | 6 | .171 | 3 | 2 | 15 | 0 | .275 | 0 | 1 | 1-1 | 36 | 0 | 3 | .923 |
| 26 Gregg,J | .000 | 30-2 | 1 | 5 | 0 | 0 | 0 | 0 | 0 | 0 | .000 | 0 | 0 | 1 | 0 | .000 | 0 | 0 | 1-1 | 1 | 0 | 0 | 1.000 |
| 1 Petrey,M | .600 | 5-1 | 5 | 0 | 3 | 0 | 0 | 0 | 3 | 3 | .600 | 1 | 0 | 2 | 0 | .667 | 0 | 0 | 1-1 | 0 | 0 | 0 | .000 |
| 9 Cantillo,B | .500 | 13-0 | 2 | 2 | 1 | 0 | 0 | 0 | 2 | 1 | .500 | 0 | 0 | 1 | 0 | .500 | 0 | 0 | 0-1 | 2 | 0 | 0 | 1.000 |
| 99 Boseman,K | .429 | 6-1 | 7 | 1 | 3 | 2 | 0 | 1 | 2 | 8 | 1.143 | 0 | 0 | 3 | 0 | .429 | 0 | 0 | 0-0 | 0 | 3 | 0 | 1.000 |
| 23 Kelly,T | .313 | 14-3 | 16 | 1 | 5 | 0 | 0 | 1 | 2 | 8 | .500 | 0 | 1 | 7 | 0 | .353 | 0 | 0 | 0-0 | 0 | 0 | 0 | .000 |
| 22 Williams,L | .273 | 12-2 | 11 | 2 | 3 | 0 | 0 | 0 | 1 | 3 | .273 | 2 | 1 | 2 | 0 | .429 | 0 | 0 | 0-0 | 3 | 6 | 1 | .900 |
| 10 Goelz,K | .186 | 24-19 | 43 | 10 | 8 | 4 | 0 | 0 | 3 | 12 | .279 | 5 | 3 | 8 | 0 | .314 | 0 | 1 | 0-0 | 25 | 26 | 0 | 1.000 |
| 88 Quinn,C | .182 | 28-4 | 11 | 4 | 2 | 0 | 0 | 0 | 0 | 2 | .182 | 0 | 1 | 4 | 0 | .250 | 0 | 0 | 2-2 | 12 | 0 | 0 | 1.000 |
| 13 Roberson,O | .045 | 14-6 | 22 | 2 | 1 | 0 | 0 | 0 | 0 | 1 | .045 | 3 | 0 | 6 | 0 | .160 | 0 | 0 | 0-0 | 24 | 0 | 0 | 1.000 |
| 44 McKenna,J | .000 | 7-2 | 10 | 0 | 0 | 0 | 0 | 0 | 0 | 0 | .000 | 0 | 0 | 2 | 0 | .000 | 0 | 0 | 0-0 | 22 | 3 | 0 | 1.000 |
| 14 Malau'ulu,C | .000 | 24-2 | 7 | 6 | 0 | 0 | 0 | 0 | 0 | 0 | .000 | 1 | 0 | 0 | 0 | .125 | 0 | 0 | 0-0 | 9 | 1 | 0 | 1.000 |
| 25 Morgan,C | .000 | 7-0 | 0 | 2 | 0 | 0 | 0 | 0 | 0 | 0 | .000 | 0 | 0 | 0 | 0 | .000 | 0 | 0 | 0-0 | 1 | 0 | 0 | 1.000 |
| 98 Loza,A | .000 | 1-1 | 0 | 0 | 0 | 0 | 0 | 0 | 0 | 0 | .000 | 0 | 0 | 0 | 0 | .000 | 0 | 0 | 0-0 | 2 | 27 | 3 | .906 |
| Totals | .296 | 58 | 1542 | 300 | 456 | 56 | 9 | 72 | 284 | 746 | .484 | 128 | 48 | 218 | 12 | .365 | 14 | 14 | 42-47 | 1145 | 371 | 65 | .959 |
| Opponents | .235 | 58 | 1457 | 248 | 342 | 59 | 13 | 50 | 221 | 577 | .396 | 242 | 40 | 308 | 8 | .357 | 10 | 29 | 31-43 | 1107 | 409 | 62 | .961 |

LOB - Team (340), Opp (386). DPs turned - Team (17), Opp (23). IBB - Team (3), Davidson,Mi 2, Moore,K 1. Picked off - Leilua,F 1.

(All games Sorted by Earned run avg)

| Player | era | w-l | app | gs | cg | sho | sv | ip | h | r | er | bb | so | 2b | 3b | hr | b/avg | wp | hp | bk | sfa | sha |
|---------------|------|-------|-----|----|----|-----|----|-------|-----|-----|-----|-----|-----|----|----|----|-------|----|----|----|-----|-----|
| 58 Williams,E | 2.90 | 15-10 | 39 | 26 | 13 | 4/1 | 5 | 171.2 | 127 | 101 | 71 | 148 | 156 | 16 | 3 | 23 | .202 | 9 | 14 | 0 | 5 | 12 |
| 31 Fagan,G | 3.40 | 7-7 | 28 | 11 | 1 | 0/0 | 4 | 80.1 | 68 | 48 | 39 | 49 | 64 | 12 | 3 | 14 | .221 | 10 | 6 | 0 | 1 | 4 |
| 98 Loza,A | 4.22 | 8-2 | 23 | 9 | 5 | 2/0 | 1 | 76.1 | 93 | 61 | 46 | 22 | 39 | 21 | 7 | 9 | .293 | 5 | 13 | 0 | 1 | 7 |
| 3 Denis,C | 2.71 | 3-1 | 10 | 5 | 1 | 1/0 | 0 | 20.2 | 20 | 15 | 8 | 9 | 18 | 3 | 0 | 1 | .247 | 0 | 3 | 0 | 1 | 2 |
| 99 Boseman,K | 4.29 | 2-3 | 10 | 7 | 2 | 0/1 | 0 | 32.2 | 34 | 23 | 20 | 14 | 31 | 7 | 0 | 3 | .274 | 2 | 4 | 0 | 2 | 4 |
| Totals | 3.36 | 35-23 | 58 | 58 | 22 | 8/1 | 10 | 381.2 | 342 | 248 | 183 | 242 | 308 | 59 | 13 | 50 | .235 | 26 | 40 | 0 | 10 | 29 |
| Opponents | 4.70 | 23-35 | 58 | 58 | 23 | 7/1 | 3 | 369.0 | 456 | 300 | 248 | 128 | 218 | 56 | 9 | 72 | .296 | 27 | 48 | 0 | 14 | 14 |

PB - Team (13), Davidson,Mi 11, McKenna,J 2, Opp (3). Pickoffs - Team (6), Davidson,Mi 6, Opp (1). SBA/ATT - Davidson,Mi (31-43), Williams,E (17-21), Fagan,G (5-9), Boseman,K (4-7), Loza,A (4-5), Denis,C (1-1).

2019 CONFERENCE STATS



2019 Mississippi State Softball
Conference statistics for Mississippi State (as of Jan 17, 2020)
(SEC games only Sorted by Batting avg)



Record: 9-15 Home: 6-6 Away: 3-9 SEC: 9-15

| Player | avg | gp-gs | ab | r | h | 2b | 3b | hr | rbi | tb | slg% | bb | hp | so | gdp | ob% | sf | sh | sb-att | po | a | e | fld% |
|-----------------|------|-------|-----|-----|-----|----|----|----|-----|-----|-------|-----|----|-----|-----|------|----|----|--------|-----|-----|----|-------|
| 24 Leilua,F | .387 | 24-24 | 75 | 17 | 29 | 6 | 0 | 8 | 13 | 59 | .787 | 6 | 0 | 13 | 0 | .427 | 1 | 0 | 0-0 | 4 | 0 | 0 | 1.000 |
| 2 Moore,K | .360 | 24-24 | 75 | 15 | 27 | 4 | 0 | 7 | 18 | 52 | .693 | 6 | 0 | 11 | 0 | .407 | 0 | 0 | 0-0 | 34 | 1 | 3 | .921 |
| 11 Heimberger,E | .324 | 23-22 | 71 | 10 | 23 | 2 | 1 | 0 | 8 | 27 | .380 | 5 | 0 | 11 | 0 | .364 | 1 | 1 | 2-3 | 55 | 51 | 3 | .972 |
| 32 Davidson,M | .275 | 24-24 | 69 | 7 | 19 | 2 | 0 | 2 | 11 | 27 | .391 | 4 | 0 | 5 | 1 | .311 | 1 | 0 | 0-0 | 23 | 27 | 5 | .909 |
| 33 Davidson,Mi | .263 | 24-24 | 76 | 18 | 20 | 3 | 0 | 8 | 17 | 47 | .618 | 3 | 7 | 10 | 2 | .341 | 2 | 0 | 0-0 | 103 | 14 | 4 | .967 |
| 3 Denis,C | .250 | 24-24 | 72 | 8 | 18 | 1 | 0 | 0 | 3 | 19 | .264 | 2 | 1 | 11 | 0 | .276 | 1 | 2 | 3-3 | 36 | 2 | 0 | 1.000 |
| 21 Niu,S | .241 | 23-23 | 54 | 5 | 13 | 3 | 0 | 1 | 9 | 19 | .352 | 0 | 8 | 6 | 1 | .339 | 0 | 0 | 0-0 | 122 | 2 | 8 | .939 |
| 17 Spexarth,C | .205 | 22-17 | 44 | 2 | 9 | 0 | 0 | 1 | 8 | 12 | .273 | 3 | 0 | 7 | 2 | .255 | 0 | 0 | 0-0 | 7 | 0 | 0 | 1.000 |
| 0 B. Robinson | .200 | 23-21 | 55 | 6 | 11 | 0 | 2 | 0 | 2 | 15 | .273 | 2 | 1 | 13 | 0 | .241 | 0 | 0 | 1-1 | 38 | 30 | 5 | .932 |
| 7 Segars,A | .200 | 21-4 | 15 | 2 | 3 | 0 | 0 | 0 | 2 | 3 | .200 | 3 | 1 | 7 | 0 | .368 | 0 | 0 | 0-0 | 18 | 0 | 2 | .900 |
| 88 Quinn,C | .000 | 14-1 | 3 | 0 | 0 | 0 | 0 | 0 | 0 | 0 | .000 | 0 | 0 | 2 | 0 | .000 | 0 | 0 | 0-0 | 7 | 0 | 0 | 1.000 |
| 12 Dabbs,G | .000 | 14-0 | 3 | 4 | 0 | 0 | 0 | 0 | 0 | 0 | .000 | 0 | 0 | 2 | 0 | .000 | 0 | 0 | 0-1 | 1 | 0 | 0 | 1.000 |
| ----- | | | | | | | | | | | | | | | | | | | | | | | |
| 99 Boseman,K | .500 | 3-1 | 4 | 1 | 2 | 1 | 0 | 1 | 1 | 6 | 1.500 | 0 | 0 | 2 | 0 | .500 | 0 | 0 | 0-0 | 0 | 1 | 0 | 1.000 |
| 10 Goelz,K | .200 | 6-4 | 10 | 1 | 2 | 1 | 0 | 0 | 1 | 3 | .300 | 0 | 2 | 2 | 0 | .333 | 0 | 0 | 0-0 | 7 | 6 | 0 | 1.000 |
| 13 Roberson,O | .000 | 3-1 | 6 | 0 | 0 | 0 | 0 | 0 | 0 | 0 | .000 | 0 | 0 | 1 | 0 | .000 | 0 | 0 | 0-0 | 8 | 0 | 0 | 1.000 |
| 23 Kelly,T | .000 | 5-1 | 5 | 0 | 0 | 0 | 0 | 0 | 0 | 0 | .000 | 0 | 0 | 3 | 0 | .000 | 0 | 0 | 0-0 | 0 | 0 | 0 | .000 |
| 14 Malau'ulu,C | .000 | 11-0 | 3 | 1 | 0 | 0 | 0 | 0 | 0 | 0 | .000 | 0 | 0 | 0 | 0 | .000 | 0 | 0 | 0-0 | 4 | 1 | 0 | 1.000 |
| 22 Williams,L | .000 | 1-1 | 2 | 0 | 0 | 0 | 0 | 0 | 0 | 0 | .000 | 1 | 0 | 1 | 0 | .333 | 0 | 0 | 0-0 | 0 | 2 | 0 | 1.000 |
| 98 Loza,A | .000 | 1-1 | 0 | 0 | 0 | 0 | 0 | 0 | 0 | 0 | .000 | 0 | 0 | 0 | 0 | .000 | 0 | 0 | 0-0 | 1 | 11 | 2 | .857 |
| 25 Morgan,C | .000 | 2-0 | 0 | 0 | 0 | 0 | 0 | 0 | 0 | 0 | .000 | 0 | 0 | 0 | 0 | .000 | 0 | 0 | 0-0 | 0 | 0 | 0 | .000 |
| 9 Cantillo,B | .000 | 2-0 | 0 | 0 | 0 | 0 | 0 | 0 | 0 | 0 | .000 | 0 | 0 | 0 | 0 | .000 | 0 | 0 | 0-0 | 0 | 0 | 0 | .000 |
| 26 Gregg,J | .000 | 9-1 | 0 | 2 | 0 | 0 | 0 | 0 | 0 | 0 | .000 | 0 | 0 | 0 | 0 | .000 | 0 | 0 | 0-0 | 0 | 0 | 0 | .000 |
| Totals | .274 | 24 | 642 | 99 | 176 | 23 | 3 | 28 | 93 | 289 | .450 | 35 | 20 | 107 | 6 | .329 | 6 | 3 | 6-8 | 469 | 161 | 32 | .952 |
| Opponents | .262 | 24 | 618 | 141 | 162 | 30 | 9 | 27 | 126 | 291 | .471 | 130 | 19 | 94 | 5 | .402 | 6 | 11 | 22-28 | 475 | 184 | 19 | .972 |

LOB - Team (132), Opp (174). DPs turned - Team (9), Opp (10). IBB - Team (1), Moore,K 1. Picked off - Leilua,F 1.

(SEC games only Sorted by Earned run avg)

| Player | era | w-l | app | gs | cg | sho | sv | ip | h | r | er | bb | so | 2b | 3b | hr | b/avg | wp | hp | bk | sfa | sha |
|---------------|-------|------|-----|----|----|-----|----|-------|-----|-----|----|-----|-----|----|----|----|-------|----|----|----|-----|-----|
| 58 Williams,E | 2.29 | 6-5 | 15 | 11 | 8 | 2/0 | 2 | 79.1 | 58 | 41 | 26 | 85 | 53 | 7 | 2 | 7 | .201 | 4 | 5 | 0 | 3 | 6 |
| 31 Fagan,G | 5.43 | 2-5 | 11 | 5 | 1 | 0/0 | 1 | 29.2 | 27 | 31 | 23 | 20 | 22 | 6 | 2 | 10 | .231 | 6 | 1 | 0 | 0 | 1 |
| 98 Loza,A | 7.66 | 1-1 | 8 | 4 | 2 | 0/0 | 0 | 28.1 | 50 | 43 | 31 | 11 | 10 | 10 | 5 | 8 | .370 | 3 | 8 | 0 | 1 | 2 |
| ----- | | | | | | | | | | | | | | | | | | | | | | |
| 99 Boseman,K | 6.56 | 0-3 | 6 | 3 | 1 | 0/0 | 0 | 16.0 | 19 | 16 | 15 | 11 | 8 | 5 | 0 | 1 | .317 | 1 | 3 | 0 | 2 | 2 |
| 3 Denis,C | 11.67 | 0-1 | 4 | 1 | 0 | 0/0 | 0 | 3.0 | 8 | 10 | 5 | 3 | 1 | 2 | 0 | 1 | .471 | 0 | 2 | 0 | 0 | 0 |
| Totals | 4.43 | 9-15 | 24 | 24 | 12 | 2/0 | 3 | 156.1 | 162 | 141 | 99 | 130 | 94 | 30 | 9 | 27 | .262 | 14 | 19 | 0 | 6 | 11 |
| Opponents | 3.67 | 15-9 | 24 | 24 | 9 | 5/1 | 2 | 158.1 | 176 | 99 | 83 | 35 | 107 | 23 | 3 | 28 | .274 | 8 | 20 | 0 | 6 | 3 |

PB - Team (6), Davidson,Mi 6. Pickoffs - Team (1), Davidson,Mi 1, Opp (1). SBA/ATT - Davidson,Mi (22-28), Williams,E (12-14), Boseman,K (3-6), Fagan,G (4-5), Loza,A (2-2), Denis,C (1-1).

2019 TEAM GAME-BY-GAME STATS

2019 Mississippi State Softball
Team Game-by-Game for Mississippi State (as of Jan 21, 2020)
Batting (All games)

| Date | Opponent | ab | r | h | rbi | 2b | 3b | hr | tb | bb | ibb | sb | cs | hbp | sac | sf | gdp | k | po | a | e | lob | avg |
|---------|----------------------|------|-----|-----|-----|----|----|----|-----|-----|-----|----|----|-----|-----|----|-----|-----|------|-----|----|-----|------|
| Feb 08 | MIDDLE TENNESS | 28 | 8 | 13 | 8 | 2 | 0 | 2 | 21 | 1 | 0 | 3 | 0 | 1 | 0 | 2 | 0 | 0 | 21 | 5 | 2 | 6 | .464 |
| Feb 08 | STEPHEN F. AUSTI | 20 | 3 | 4 | 3 | 1 | 1 | 0 | 7 | 3 | 0 | 0 | 0 | 0 | 0 | 1 | 0 | 5 | 21 | 2 | 0 | 3 | .354 |
| Feb 09 | VALPARAISO | 25 | 8 | 10 | 8 | 1 | 1 | 1 | 16 | 4 | 1 | 4 | 0 | 1 | 0 | 1 | 0 | 3 | 21 | 4 | 3 | 5 | .370 |
| Feb 09 | VALPARAISO | 23 | 10 | 10 | 10 | 2 | 1 | 2 | 20 | 3 | 0 | 1 | 0 | 0 | 1 | 0 | 0 | 1 | 15 | 8 | 0 | 5 | .385 |
| Feb 10 | STEPHEN F. AUSTI | 22 | 0 | 2 | 0 | 0 | 0 | 0 | 2 | 4 | 0 | 1 | 0 | 1 | 0 | 0 | 1 | 9 | 21 | 4 | 0 | 6 | .331 |
| Feb 14 | vs Southern Illinois | 25 | 1 | 5 | 1 | 0 | 0 | 0 | 5 | 2 | 0 | 1 | 0 | 1 | 0 | 0 | 0 | 4 | 18 | 5 | 2 | 6 | .308 |
| Feb 14 | vs Washington | 29 | 5 | 8 | 5 | 0 | 0 | 3 | 17 | 2 | 0 | 0 | 0 | 0 | 0 | 0 | 0 | 9 | 18 | 4 | 2 | 5 | .302 |
| Feb 15 | vs Sacramento Stat | 28 | 8 | 10 | 8 | 2 | 0 | 2 | 18 | 6 | 0 | 2 | 0 | 1 | 0 | 1 | 0 | 1 | 21 | 5 | 1 | 10 | .310 |
| Feb 16 | vs UCF | 28 | 11 | 15 | 11 | 1 | 2 | 2 | 26 | 1 | 0 | 1 | 0 | 1 | 0 | 0 | 1 | 0 | 15 | 6 | 2 | 7 | .338 |
| Feb 20 | ALABAMA STATE | 25 | 3 | 6 | 3 | 0 | 0 | 2 | 12 | 2 | 0 | 1 | 0 | 0 | 1 | 0 | 0 | 2 | 21 | 8 | 0 | 7 | .328 |
| Feb 23 | GEORGIA TECH | 19 | 4 | 3 | 4 | 0 | 0 | 1 | 6 | 2 | 0 | 0 | 1 | 0 | 1 | 1 | 0 | 3 | 21 | 12 | 0 | 1 | .316 |
| Feb 24 | GEORGIA TECH | 21 | 9 | 7 | 6 | 0 | 0 | 1 | 10 | 4 | 0 | 3 | 0 | 1 | 1 | 0 | 0 | 1 | 15 | 6 | 1 | 6 | .317 |
| Feb 24 | SOUTHEASTERN L | 37 | 4 | 9 | 4 | 2 | 0 | 2 | 17 | 3 | 1 | 1 | 0 | 0 | 0 | 0 | 0 | 2 | 27 | 12 | 0 | 10 | .309 |
| Feb 25 | GEORGIA TECH | 27 | 4 | 8 | 4 | 2 | 0 | 1 | 13 | 3 | 0 | 0 | 1 | 0 | 1 | 0 | 0 | 3 | 21 | 3 | 0 | 6 | .308 |
| Feb 25 | ALCORN STATE | 26 | 6 | 6 | 4 | 1 | 0 | 2 | 13 | 1 | 0 | 3 | 0 | 1 | 0 | 0 | 1 | 0 | 21 | 13 | 0 | 4 | .303 |
| Feb 27 | at Memphis | 30 | 10 | 10 | 10 | 0 | 1 | 2 | 18 | 6 | 0 | 0 | 0 | 2 | 1 | 0 | 0 | 2 | 21 | 4 | 2 | 8 | .305 |
| Mar 01 | vs Ohio | 27 | 4 | 7 | 4 | 3 | 0 | 0 | 10 | 5 | 0 | 3 | 0 | 1 | 0 | 0 | 0 | 4 | 19 | 9 | 0 | 8 | .302 |
| Mar 02 | vs Kansas | 25 | 6 | 8 | 6 | 0 | 0 | 2 | 14 | 2 | 0 | 1 | 0 | 0 | 1 | 0 | 0 | 3 | 21 | 3 | 0 | 4 | .303 |
| Mar 02 | at Duke | 30 | 3 | 6 | 3 | 2 | 0 | 0 | 8 | 2 | 0 | 0 | 0 | 0 | 0 | 0 | 0 | 5 | 27 | 12 | 4 | 5 | .297 |
| Mar 05 | UT MARTIN | 32 | 9 | 14 | 9 | 0 | 0 | 0 | 14 | 6 | 0 | 1 | 0 | 0 | 0 | 0 | 0 | 5 | 18 | 4 | 1 | 12 | .306 |
| Mar 08 | MVSU | 20 | 15 | 9 | 15 | 2 | 0 | 3 | 20 | 7 | 0 | 3 | 0 | 1 | 0 | 1 | 0 | 4 | 15 | 4 | 0 | 2 | .311 |
| Mar 08 | LOUISIANA TECH | 29 | 7 | 10 | 7 | 0 | 0 | 3 | 19 | 0 | 0 | 0 | 0 | 2 | 0 | 0 | 0 | 2 | 21 | 4 | 2 | 6 | .312 |
| Mar 10 | LOUISIANA TECH | 25 | 5 | 8 | 4 | 2 | 0 | 0 | 10 | 2 | 0 | 1 | 0 | 3 | 1 | 0 | 1 | 2 | 21 | 7 | 0 | 7 | .313 |
| Mar 10 | MVSU | 29 | 3 | 10 | 3 | 1 | 0 | 0 | 11 | 2 | 0 | 2 | 0 | 1 | 0 | 0 | 0 | 3 | 21 | 4 | 1 | 11 | .314 |
| *Mar 15 | at Kentucky | 18 | 0 | 4 | 0 | 0 | 0 | 0 | 4 | 0 | 0 | 0 | 0 | 0 | 0 | 0 | 0 | 4 | 12 | 5 | 3 | 3 | .312 |
| *Mar 16 | at Kentucky | 23 | 8 | 4 | 8 | 1 | 0 | 3 | 14 | 4 | 0 | 0 | 0 | 2 | 1 | 0 | 0 | 6 | 18 | 9 | 1 | 1 | .307 |
| *Mar 17 | at Kentucky | 23 | 1 | 2 | 1 | 0 | 0 | 1 | 5 | 0 | 0 | 0 | 0 | 1 | 0 | 0 | 0 | 5 | 18 | 9 | 1 | 2 | .300 |
| *Mar 22 | AUBURN | 27 | 7 | 9 | 6 | 2 | 0 | 1 | 14 | 1 | 0 | 0 | 1 | 0 | 0 | 0 | 1 | 1 | 21 | 11 | 2 | 3 | .301 |
| *Mar 23 | AUBURN | 34 | 4 | 12 | 4 | 2 | 0 | 2 | 20 | 1 | 0 | 0 | 0 | 0 | 1 | 0 | 0 | 5 | 24 | 12 | 2 | 8 | .303 |
| *Mar 24 | AUBURN | 19 | 0 | 5 | 0 | 0 | 0 | 0 | 5 | 1 | 0 | 0 | 0 | 0 | 0 | 0 | 1 | 2 | 15 | 5 | 1 | 5 | .302 |
| Mar 26 | at Central Arkansas | 26 | 4 | 4 | 3 | 1 | 0 | 1 | 8 | 0 | 0 | 0 | 0 | 0 | 1 | 0 | 0 | 2 | 21 | 7 | 3 | 2 | .298 |
| *Mar 29 | at Alabama | 34 | 2 | 8 | 2 | 1 | 0 | 1 | 12 | 0 | 0 | 1 | 0 | 0 | 0 | 0 | 0 | 3 | 23 | 7 | 1 | 8 | .295 |
| *Mar 30 | at Alabama | 28 | 2 | 7 | 2 | 0 | 0 | 0 | 7 | 1 | 0 | 1 | 0 | 1 | 0 | 0 | 0 | 4 | 18 | 6 | 1 | 7 | .294 |
| *Mar 31 | at Alabama | 46 | 12 | 15 | 9 | 3 | 0 | 1 | 21 | 3 | 1 | 0 | 0 | 1 | 0 | 1 | 0 | 6 | 30 | 8 | 2 | 9 | .295 |
| Apr 03 | vs Jacksonville Stat | 28 | 11 | 11 | 11 | 3 | 0 | 2 | 20 | 6 | 0 | 3 | 0 | 1 | 0 | 0 | 1 | 1 | 18 | 4 | 0 | 7 | .298 |
| *Apr 05 | LSU | 25 | 6 | 7 | 6 | 2 | 0 | 2 | 15 | 2 | 0 | 1 | 0 | 1 | 0 | 0 | 0 | 2 | 21 | 10 | 0 | 4 | .298 |
| *Apr 06 | LSU | 34 | 9 | 12 | 9 | 2 | 0 | 4 | 26 | 2 | 0 | 1 | 0 | 1 | 0 | 0 | 0 | 4 | 21 | 2 | 1 | 7 | .299 |
| *Apr 07 | LSU | 28 | 3 | 6 | 3 | 1 | 0 | 1 | 10 | 2 | 0 | 0 | 0 | 1 | 0 | 0 | 0 | 3 | 21 | 7 | 0 | 7 | .297 |
| Apr 10 | MEMPHIS | 26 | 15 | 14 | 14 | 1 | 0 | 5 | 30 | 4 | 0 | 1 | 0 | 3 | 0 | 0 | 0 | 0 | 15 | 6 | 2 | 6 | .303 |
| *Apr 12 | at Tennessee | 23 | 0 | 2 | 0 | 0 | 0 | 0 | 2 | 0 | 0 | 0 | 0 | 0 | 0 | 0 | 0 | 4 | 18 | 4 | 2 | 2 | .299 |
| *Apr 13 | at Tennessee | 16 | 2 | 3 | 2 | 1 | 0 | 1 | 7 | 2 | 0 | 1 | 0 | 1 | 0 | 0 | 2 | 4 | 14 | 8 | 1 | 2 | .297 |
| *Apr 14 | at Tennessee | 31 | 2 | 10 | 2 | 1 | 0 | 1 | 14 | 0 | 0 | 0 | 0 | 1 | 0 | 1 | 0 | 9 | 18 | 4 | 7 | 10 | .298 |
| Apr 16 | at UAB | 30 | 5 | 11 | 5 | 1 | 0 | 2 | 18 | 2 | 0 | 0 | 0 | 2 | 1 | 0 | 0 | 2 | 21 | 7 | 1 | 9 | .299 |
| *Apr 19 | OLE MISS | 15 | 0 | 1 | 0 | 0 | 0 | 0 | 1 | 3 | 0 | 0 | 0 | 2 | 0 | 0 | 1 | 8 | 15 | 5 | 1 | 5 | .296 |
| *Apr 19 | OLE MISS | 28 | 6 | 12 | 5 | 0 | 1 | 0 | 14 | 0 | 0 | 0 | 0 | 1 | 0 | 1 | 0 | 7 | 21 | 6 | 0 | 6 | .299 |
| *Apr 20 | OLE MISS | 32 | 1 | 6 | 1 | 1 | 0 | 1 | 10 | 1 | 0 | 0 | 0 | 0 | 0 | 0 | 0 | 5 | 24 | 9 | 2 | 8 | .297 |
| *Apr 26 | MISSOURI | 28 | 8 | 11 | 8 | 2 | 0 | 0 | 13 | 1 | 0 | 0 | 0 | 2 | 0 | 1 | 0 | 6 | 21 | 9 | 1 | 6 | .299 |
| *Apr 27 | MISSOURI | 23 | 6 | 7 | 6 | 0 | 0 | 2 | 13 | 5 | 0 | 0 | 0 | 0 | 1 | 1 | 1 | 3 | 21 | 2 | 1 | 6 | .299 |
| *Apr 28 | MISSOURI | 26 | 10 | 13 | 10 | 3 | 0 | 4 | 28 | 3 | 0 | 1 | 0 | 2 | 0 | 0 | 0 | 3 | 15 | 4 | 1 | 8 | .303 |
| *May 03 | at Florida | 28 | 6 | 7 | 5 | 0 | 1 | 2 | 15 | 1 | 0 | 0 | 1 | 2 | 0 | 0 | 0 | 7 | 21 | 5 | 0 | 4 | .302 |
| *May 04 | at Florida | 27 | 4 | 7 | 4 | 0 | 1 | 1 | 12 | 1 | 0 | 0 | 0 | 0 | 0 | 1 | 0 | 3 | 21 | 5 | 0 | 4 | .301 |
| *May 04 | at Florida | 26 | 0 | 6 | 0 | 1 | 0 | 0 | 7 | 1 | 0 | 0 | 0 | 1 | 0 | 0 | 0 | 3 | 18 | 9 | 1 | 7 | .300 |
| May 08 | at Texas A&M | 25 | 3 | 8 | 3 | 1 | 0 | 0 | 9 | 1 | 0 | 0 | 0 | 1 | 0 | 1 | 0 | 5 | 21 | 5 | 0 | 7 | .300 |
| May 09 | vs Ole Miss | 33 | 4 | 12 | 4 | 0 | 0 | 0 | 12 | 0 | 0 | 0 | 0 | 0 | 0 | 0 | 0 | 4 | 18 | 5 | 1 | 8 | .301 |
| May 17 | vs Seattle U | 24 | 5 | 5 | 3 | 1 | 0 | 0 | 6 | 2 | 0 | 0 | 0 | 3 | 1 | 0 | 0 | 4 | 21 | 6 | 0 | 7 | .300 |
| May 18 | at Washington | 26 | 1 | 6 | 1 | 0 | 0 | 1 | 9 | 0 | 0 | 0 | 0 | 0 | 0 | 0 | 1 | 8 | 18 | 7 | 0 | 4 | .299 |
| May 18 | vs Seattle U | 32 | 7 | 11 | 7 | 1 | 0 | 2 | 18 | 4 | 0 | 0 | 1 | 0 | 0 | 0 | 0 | 2 | 21 | 6 | 1 | 8 | .300 |
| May 19 | at Washington | 20 | 0 | 0 | 0 | 0 | 0 | 0 | 0 | 1 | 0 | 0 | 0 | 0 | 0 | 0 | 0 | 10 | 21 | 9 | 2 | 0 | .296 |
| Totals | | 1542 | 300 | 456 | 284 | 56 | 9 | 72 | 746 | 128 | 3 | 42 | 5 | 48 | 14 | 14 | 12 | 218 | 1145 | 371 | 65 | 340 | .296 |

2019 TEAM GAME-BY-GAME STATS

2019 Mississippi State Softball
Team Game-by-Game for Mississippi State (as of Jan 21, 2020)
Pitching (All games)

| Date | Opponent | ip | h | r | er | bb | so | 2b | 3b | hr | wp | bk | hbp | dp | ibb | score | w-l | sv | era |
|---------|----------------------|-------|-----|-----|-----|-----|-----|----|----|----|----|----|-----|----|-----|---------|-------|----|------|
| Feb 08 | MIDDLE TENNESS | 7.0 | 11 | 2 | 2 | 1 | 11 | 0 | 0 | 0 | 0 | 0 | 1 | 0 | 0 | 8-2 | 1-0 | 0 | 2.00 |
| Feb 08 | STEPHEN F. AUSTI | 7.0 | 3 | 0 | 0 | 1 | 14 | 0 | 0 | 0 | 0 | 0 | 2 | 0 | 0 | 3-0 | 2-0 | 0 | 1.00 |
| Feb 09 | VALPARAISO | 7.0 | 4 | 3 | 1 | 5 | 9 | 0 | 0 | 0 | 0 | 0 | 1 | 0 | 0 | 8-3 | 3-0 | 1 | 1.00 |
| Feb 09 | VALPARAISO | 5.0 | 0 | 0 | 0 | 0 | 4 | 0 | 0 | 0 | 0 | 0 | 0 | 0 | 0 | 10-0 | 4-0 | 1 | 0.81 |
| Feb 10 | STEPHEN F. AUSTI | 7.0 | 8 | 1 | 1 | 2 | 9 | 2 | 0 | 0 | 1 | 0 | 1 | 0 | 0 | 0-1 | 4-1 | 1 | 0.85 |
| Feb 14 | vs Southern Illinois | 6.0 | 6 | 4 | 4 | 5 | 6 | 2 | 0 | 1 | 0 | 0 | 0 | 0 | 0 | 1-4 | 4-2 | 1 | 1.44 |
| Feb 14 | vs Washington | 6.0 | 8 | 7 | 3 | 2 | 6 | 1 | 0 | 1 | 0 | 0 | 0 | 0 | 0 | 5-7 | 4-3 | 1 | 1.71 |
| Feb 15 | vs Sacramento Stat | 7.0 | 5 | 5 | 5 | 3 | 7 | 0 | 0 | 1 | 0 | 0 | 1 | 0 | 0 | 8-5 | 5-3 | 1 | 2.15 |
| Feb 16 | vs UCF | 5.0 | 5 | 3 | 1 | 1 | 3 | 2 | 0 | 0 | 0 | 0 | 1 | 0 | 0 | 11-3 | 6-3 | 1 | 2.09 |
| Feb 20 | ALABAMA STATE | 7.0 | 2 | 1 | 1 | 2 | 9 | 0 | 0 | 0 | 0 | 0 | 0 | 0 | 0 | 3-1 | 7-3 | 1 | 1.97 |
| Feb 23 | GEORGIA TECH | 7.0 | 7 | 2 | 2 | 3 | 1 | 1 | 1 | 0 | 0 | 0 | 1 | 0 | 0 | 4-2 | 8-3 | 2 | 1.97 |
| Feb 24 | GEORGIA TECH | 5.0 | 2 | 0 | 0 | 3 | 2 | 0 | 0 | 0 | 0 | 0 | 0 | 0 | 0 | 9-0 | 9-3 | 2 | 1.84 |
| Feb 24 | SOUTHEASTERN L | 9.0 | 11 | 3 | 3 | 5 | 7 | 1 | 0 | 0 | 0 | 0 | 1 | 0 | 0 | 4-3 | 10-3 | 2 | 1.89 |
| Feb 25 | GEORGIA TECH | 7.0 | 13 | 6 | 6 | 3 | 5 | 4 | 0 | 1 | 0 | 0 | 0 | 0 | 0 | 4-6 | 10-4 | 2 | 2.21 |
| Feb 25 | ALCORN STATE | 7.0 | 1 | 0 | 0 | 1 | 3 | 0 | 0 | 0 | 0 | 0 | 1 | 1 | 0 | 6-0 | 11-4 | 2 | 2.05 |
| Feb 27 | at Memphis | 7.0 | 4 | 7 | 3 | 5 | 11 | 0 | 1 | 2 | 0 | 0 | 0 | 0 | 0 | 10-7 | 12-4 | 3 | 2.11 |
| Mar 01 | vs Ohio | 6.1 | 8 | 5 | 5 | 4 | 4 | 4 | 0 | 2 | 3 | 0 | 0 | 0 | 0 | 4-5 | 12-5 | 3 | 2.31 |
| Mar 02 | vs Kansas | 7.0 | 7 | 3 | 3 | 4 | 7 | 2 | 1 | 0 | 0 | 0 | 1 | 0 | 0 | 6-3 | 13-5 | 4 | 2.35 |
| Mar 02 | at Duke | 9.0 | 4 | 2 | 0 | 4 | 9 | 1 | 0 | 0 | 1 | 0 | 3 | 2 | 0 | 3-2 | 14-5 | 4 | 2.18 |
| Mar 05 | UT MARTIN | 6.0 | 5 | 1 | 1 | 0 | 11 | 0 | 0 | 0 | 0 | 0 | 0 | 0 | 0 | 9-1 | 15-5 | 4 | 2.14 |
| Mar 08 | MVSU | 5.0 | 1 | 0 | 0 | 2 | 7 | 0 | 0 | 0 | 0 | 0 | 0 | 0 | 0 | 15-0 | 16-5 | 4 | 2.06 |
| Mar 08 | LOUISIANA TECH | 7.0 | 2 | 4 | 2 | 9 | 9 | 0 | 0 | 2 | 0 | 0 | 0 | 0 | 0 | 7-4 | 17-5 | 5 | 2.06 |
| Mar 10 | LOUISIANA TECH | 7.0 | 7 | 4 | 4 | 6 | 2 | 0 | 1 | 1 | 0 | 0 | 0 | 1 | 0 | 5-4 | 18-5 | 5 | 2.15 |
| Mar 10 | MVSU | 7.0 | 3 | 0 | 0 | 1 | 11 | 0 | 0 | 0 | 0 | 0 | 0 | 1 | 0 | 3-0 | 19-5 | 6 | 2.05 |
| *Mar 15 | at Kentucky | 4.0 | 3 | 8 | 1 | 2 | 5 | 0 | 0 | 2 | 2 | 0 | 0 | 0 | 0 | 0-8 | 19-6 | 6 | 2.04 |
| *Mar 16 | at Kentucky | 6.0 | 10 | 9 | 8 | 2 | 2 | 1 | 1 | 2 | 1 | 0 | 2 | 0 | 0 | 8-9 | 19-7 | 6 | 2.30 |
| *Mar 17 | at Kentucky | 6.0 | 4 | 4 | 4 | 3 | 5 | 2 | 0 | 0 | 1 | 0 | 1 | 0 | 0 | 1-4 | 19-8 | 6 | 2.38 |
| *Mar 22 | AUBURN | 7.0 | 7 | 6 | 4 | 1 | 1 | 1 | 1 | 3 | 0 | 0 | 0 | 1 | 0 | 7-6 | 20-8 | 6 | 2.44 |
| *Mar 23 | AUBURN | 8.0 | 11 | 7 | 6 | 3 | 1 | 2 | 0 | 0 | 0 | 0 | 2 | 0 | 0 | 4-7 | 20-9 | 6 | 2.56 |
| *Mar 24 | AUBURN | 5.0 | 9 | 9 | 7 | 7 | 1 | 5 | 0 | 1 | 1 | 0 | 0 | 1 | 0 | 0-9 | 20-10 | 6 | 2.75 |
| Mar 26 | at Central Arkansas | 7.0 | 3 | 3 | 1 | 2 | 7 | 1 | 0 | 0 | 0 | 0 | 1 | 0 | 0 | 4-3 | 21-10 | 6 | 2.69 |
| *Mar 29 | at Alabama | 7.2 | 6 | 3 | 3 | 7 | 8 | 0 | 0 | 0 | 0 | 0 | 0 | 1 | 0 | 2-3 | 21-11 | 6 | 2.69 |
| *Mar 30 | at Alabama | 6.0 | 7 | 8 | 8 | 4 | 4 | 1 | 0 | 3 | 3 | 0 | 0 | 0 | 0 | 2-8 | 21-12 | 6 | 2.87 |
| *Mar 31 | at Alabama | 10.0 | 10 | 9 | 0 | 15 | 5 | 0 | 1 | 1 | 0 | 0 | 0 | 2 | 0 | 12-9 | 22-12 | 7 | 2.74 |
| Apr 03 | vs Jacksonville Stat | 6.0 | 6 | 3 | 3 | 2 | 6 | 1 | 0 | 2 | 1 | 0 | 0 | 1 | 0 | 11-3 | 23-12 | 7 | 2.76 |
| *Apr 05 | LSU | 7.0 | 7 | 0 | 0 | 3 | 4 | 2 | 0 | 0 | 0 | 0 | 0 | 0 | 0 | 6-0 | 24-12 | 7 | 2.68 |
| *Apr 06 | LSU | 7.0 | 11 | 10 | 9 | 4 | 3 | 2 | 1 | 4 | 1 | 0 | 1 | 0 | 0 | 9-10 | 24-13 | 7 | 2.86 |
| *Apr 07 | LSU | 7.0 | 9 | 5 | 5 | 6 | 3 | 2 | 0 | 3 | 0 | 0 | 0 | 1 | 0 | 3-5 | 24-14 | 7 | 2.92 |
| Apr 10 | MEMPHIS | 5.0 | 1 | 3 | 2 | 7 | 4 | 0 | 0 | 1 | 1 | 0 | 0 | 0 | 0 | 15-3 | 25-14 | 7 | 2.92 |
| *Apr 12 | at Tennessee | 6.0 | 5 | 4 | 4 | 5 | 4 | 0 | 1 | 1 | 1 | 0 | 0 | 0 | 0 | 0-4 | 25-15 | 7 | 2.96 |
| *Apr 13 | at Tennessee | 4.2 | 6 | 10 | 7 | 7 | 3 | 1 | 1 | 0 | 0 | 0 | 2 | 0 | 0 | 2-10 | 25-16 | 7 | 3.09 |
| *Apr 14 | at Tennessee | 6.0 | 5 | 9 | 3 | 12 | 4 | 1 | 0 | 0 | 1 | 0 | 2 | 0 | 0 | 2-9 | 25-17 | 7 | 3.10 |
| Apr 16 | at UAB | 7.0 | 6 | 4 | 3 | 4 | 2 | 3 | 0 | 0 | 1 | 0 | 2 | 1 | 0 | 5-4 | 26-17 | 8 | 3.10 |
| *Apr 19 | OLE MISS | 5.0 | 17 | 21 | 16 | 6 | 6 | 5 | 2 | 2 | 0 | 0 | 4 | 0 | 0 | 0-21 | 26-18 | 8 | 3.43 |
| *Apr 19 | OLE MISS | 7.0 | 4 | 0 | 0 | 4 | 7 | 0 | 0 | 0 | 1 | 0 | 1 | 1 | 0 | 6-0 | 27-18 | 8 | 3.35 |
| *Apr 20 | OLE MISS | 8.0 | 4 | 3 | 0 | 4 | 7 | 2 | 0 | 0 | 1 | 0 | 1 | 1 | 0 | 1-3 | 27-19 | 8 | 3.26 |
| *Apr 26 | MISSOURI | 7.0 | 5 | 3 | 2 | 7 | 0 | 0 | 0 | 0 | 0 | 0 | 0 | 0 | 0 | 8-3 | 28-19 | 8 | 3.23 |
| *Apr 27 | MISSOURI | 7.0 | 6 | 3 | 3 | 4 | 4 | 0 | 0 | 3 | 1 | 0 | 0 | 0 | 0 | 6-3 | 29-19 | 9 | 3.23 |
| *Apr 28 | MISSOURI | 5.0 | 4 | 2 | 2 | 6 | 4 | 0 | 0 | 2 | 0 | 0 | 1 | 0 | 0 | 10-2 | 30-19 | 9 | 3.22 |
| *May 03 | at Florida | 7.0 | 1 | 4 | 4 | 12 | 5 | 0 | 0 | 0 | 0 | 0 | 0 | 0 | 0 | 6-4 | 31-19 | 9 | 3.24 |
| *May 04 | at Florida | 7.0 | 4 | 2 | 2 | 5 | 7 | 2 | 1 | 0 | 0 | 0 | 1 | 0 | 0 | 4-2 | 32-19 | 10 | 3.21 |
| *May 04 | at Florida | 6.0 | 7 | 2 | 1 | 1 | 1 | 1 | 0 | 0 | 0 | 0 | 1 | 1 | 0 | 0-2 | 32-20 | 10 | 3.18 |
| May 08 | at Texas A&M | 7.0 | 5 | 2 | 2 | 5 | 4 | 1 | 0 | 0 | 2 | 0 | 1 | 0 | 0 | 3-2 | 33-20 | 10 | 3.15 |
| May 09 | vs Ole Miss | 6.0 | 4 | 9 | 8 | 8 | 3 | 0 | 0 | 1 | 1 | 0 | 2 | 0 | 0 | 4-9 | 33-21 | 10 | 3.26 |
| May 17 | vs Seattle U | 7.0 | 4 | 3 | 3 | 3 | 11 | 0 | 0 | 1 | 0 | 0 | 0 | 0 | 0 | 5-3 | 34-21 | 10 | 3.25 |
| May 18 | at Washington | 6.0 | 9 | 6 | 6 | 1 | 3 | 1 | 0 | 2 | 0 | 0 | 1 | 1 | 0 | 1-6 | 34-22 | 10 | 3.31 |
| May 18 | vs Seattle U | 7.0 | 7 | 3 | 3 | 3 | 4 | 0 | 0 | 3 | 1 | 0 | 0 | 0 | 0 | 7-3 | 35-22 | 10 | 3.31 |
| May 19 | at Washington | 7.0 | 8 | 8 | 6 | 5 | 3 | 2 | 0 | 2 | 0 | 0 | 0 | 0 | 0 | 0-8 | 35-23 | 10 | 3.36 |
| Totals | | 381.2 | 342 | 248 | 183 | 242 | 308 | 59 | 13 | 50 | 26 | 0 | 40 | 17 | 0 | 300-248 | 35-23 | 10 | 3.36 |

2019 TEAM GAME-BY-GAME STARTERS

BY BATTING ORDER

| DATE | NO. | RECORD | OPPONENT | 1 | 2 | 3 | 4 | 5 | 6 | 7 | 8 | 9 |
|---------|-----|--------|--------------------|--------------|--------------|--------------|----------|--------------|--------------|--------------|--------------|-------------|
| Feb. 8 | 1 | 1-0 | Middle Tennessee | Mi. Davidson | Moore | Leilua | Spexarth | Niu | Kelly | Mo. Davidson | Heimberger | Robinson |
| Feb. 8 | 1 | 1-0 | Stephen F. Austin | Moore | Mi. Davidson | Leilua | Niu | Roberson | Kelly | Mo. Davidson | Heimberger | Robinson |
| Feb. 9 | 1 | 1-0 | Valparaiso | Mi. Davidson | Moore | Leilua | Niu | Mo. Davidson | Roberson | Spexarth | Heimberger | Robinson |
| Feb. 9 | 1 | 1-0 | Valparaiso | Mi. Davidson | Moore | Leilua | Niu | Mo. Davidson | Spexarth | Quinn | Heimberger | Robinson |
| Feb. 10 | 1 | 0-1 | Stephen F. Austin | Mi. Davidson | Leilua | Moore | Niu | Mo. Davidson | Spexarth | Quinn | Heimberger | Robinson |
| Feb. 14 | 1 | 0-1 | Southern Illinois | Mi. Davidson | Moore | Leilua | Niu | Mo. Davidson | Spexarth | Roberson | Heimberger | Robinson |
| Feb. 14 | 1 | 0-1 | Washington | Moore | Heimberger | Mi. Davidson | Leilua | Niu | Mo. Davidson | Goelz | Denis | Robinson |
| Feb. 15 | 1 | 1-0 | Sacramento State | Moore | Heimberger | Mi. Davidson | Niu | Mo. Davidson | Leilua | Goelz | Denis | Robinson |
| Feb. 16 | 1 | 1-0 | UCF | Heimberger | Robinson | Mi. Davidson | Leilua | Niu | Moore | Mo. Davidson | Goelz | Denis |
| Feb. 20 | 1 | 1-0 | Alabama State | Heimberger | Mi. Davidson | Leilua | Niu | Mo. Davidson | Goelz | L. Williams | Quinn | Denis |
| Feb. 23 | 2 | 2-0 | Georgia Tech | Heimberger | Robinson | Mi. Davidson | Leilua | Niu | Moore | Mo. Davidson | Goelz | Denis |
| Feb. 24 | 1 | 1-0 | Georgia Tech | Robinson | Heimberger | Mi. Davidson | Leilua | Niu | Moore | Mo. Davidson | Denis | Dabbs |
| Feb. 24 | 1 | 1-0 | Southeastern La. | Robinson | Heimberger | Mi. Davidson | Leilua | Moore | Mo. Davidson | Niu | Goelz | Malau'ulu |
| Feb. 25 | 1 | 0-1 | Georgia Tech | Robinson | Mi. Davidson | Leilua | Moore | Niu | Spexarth | Mo. Davidson | Dabbs | Heimberger |
| Feb. 25 | 1 | 1-0 | Alcorn State | Dabbs | Mi. Davidson | Leilua | Moore | Niu | Spexarth | Mo. Davidson | Goelz | Heimberger |
| Feb. 27 | 2 | 2-0 | Memphis | Dabbs | Mi. Davidson | Leilua | Moore | Niu | Spexarth | Mo. Davidson | Goelz | Heimberger |
| Mar. 1 | 1 | 0-1 | Ohio | Dabbs | Mi. Davidson | Leilua | Moore | Spexarth | Niu | Mo. Davidson | Goelz | Heimberger |
| Mar. 2 | 3 | 3-0 | Kansas | Dabbs | Mi. Davidson | Leilua | Moore | Niu | Spexarth | Mo. Davidson | Goelz | Heimberger |
| Mar. 2 | 1 | 1-0 | Duke | Heimberger | Mi. Davidson | Leilua | Moore | Niu | Spexarth | Mo. Davidson | Goelz | Dabbs |
| Mar. 5 | 1 | 1-0 | UT Martin | Heimberger | Mi. Davidson | Leilua | Spexarth | Roberson | Petrey | Mo. Davidson | Segars | Denis |
| Mar. 8 | 1 | 1-0 | Mississippi Valley | Heimberger | Mi. Davidson | Leilua | Spexarth | Roberson | Mo. Davidson | Malau'ulu | Goelz | Denis |
| Mar. 8 | 1 | 1-0 | Louisiana Tech | Heimberger | Mi. Davidson | Leilua | Moore | Denis | Spexarth | Niu | Mo. Davidson | Goelz |
| Mar. 10 | 1 | 1-0 | Louisiana Tech | Heimberger | Mi. Davidson | Leilua | Moore | Denis | Niu | Mo. Davidson | Goelz | Robinson |
| Mar. 10 | 1 | 1-0 | Mississippi Valley | Heimberger | Robinson | Leilua | Moore | Denis | Spexarth | Niu | Mo. Davidson | McKenna |
| Mar. 15 | 1 | 0-1 | Kentucky | Heimberger | Mi. Davidson | Leilua | Moore | Denis | Spexarth | Niu | Mo. Davidson | Robinson |
| Mar. 16 | 1 | 0-1 | Kentucky | Denis | Moore | Mi. Davidson | Leilua | Spexarth | Mo. Davidson | Niu | Goelz | L. Williams |
| Mar. 17 | 1 | 0-1 | Kentucky | Denis | Mi. Davidson | Leilua | Moore | Spexarth | Mo. Davidson | Niu | Heimberger | Goelz |
| Mar. 22 | 1 | 1-0 | Auburn | Mi. Davidson | Leilua | Moore | Spexarth | Denis | Mo. Davidson | Niu | Heimberger | Robinson |
| Mar. 23 | 2 | 1-1 | Auburn | Mi. Davidson | Leilua | Moore | Spexarth | Denis | Mo. Davidson | Niu | Heimberger | Robinson |
| Mar. 24 | 1 | 0-1 | Auburn | Mi. Davidson | Leilua | Denis | Spexarth | Moore | Mo. Davidson | Niu | Robinson | Heimberger |
| Mar. 26 | 1 | 1-0 | Central Arkansas | Denis | Mi. Davidson | Leilua | Moore | Spexarth | Mo. Davidson | Niu | Robinson | Heimberger |
| Mar. 29 | 1 | 0-1 | Alabama | Mi. Davidson | Leilua | Moore | Spexarth | Denis | Mo. Davidson | Niu | Robinson | Heimberger |
| Mar. 30 | 1 | 0-1 | Alabama | Mi. Davidson | Leilua | Moore | Denis | Mo. Davidson | Spexarth | Niu | Robinson | Heimberger |
| Mar. 31 | 1 | 1-0 | Alabama | Heimberger | Mi. Davidson | Leilua | Moore | Mo. Davidson | Denis | Spexarth | Roberson | Robinson |
| Apr. 3 | 1 | 1-0 | Jacksonville State | Heimberger | Mi. Davidson | Leilua | Moore | Denis | Mo. Davidson | Spexarth | Niu | Robinson |
| Apr. 5 | 2 | 2-0 | LSU | Heimberger | Mi. Davidson | Leilua | Moore | Denis | Mo. Davidson | Spexarth | Niu | Robinson |
| Apr. 6 | 1 | 0-1 | LSU | Heimberger | Mi. Davidson | Leilua | Moore | Denis | Mo. Davidson | Niu | Quinn | Robinson |
| Apr. 7 | 2 | 1-1 | LSU | Heimberger | Mi. Davidson | Leilua | Moore | Denis | Spexarth | Niu | Mo. Davidson | Goelz |
| Apr. 10 | 2 | 1-1 | Memphis | Heimberger | Mi. Davidson | Leilua | Moore | Denis | Spexarth | Niu | Mo. Davidson | Robinson |
| Apr. 12 | 3 | 1-2 | Tennessee | Heimberger | Mi. Davidson | Leilua | Moore | Denis | Spexarth | Niu | Mo. Davidson | Robinson |
| Apr. 13 | 1 | 0-1 | Tennessee | Heimberger | Mi. Davidson | Leilua | Moore | Denis | Spexarth | Mo. Davidson | Niu | Robinson |
| Apr. 14 | 1 | 0-1 | Tennessee | Denis | Mi. Davidson | Leilua | Moore | Mo. Davidson | Boseman | Niu | Goelz | Robinson |
| Apr. 16 | 1 | 1-0 | UAB | Denis | Mi. Davidson | Leilua | Moore | Mo. Davidson | Niu | Goelz | Heimberger | Robinson |
| Apr. 19 | 2 | 1-1 | Ole Miss | Denis | Mi. Davidson | Leilua | Moore | Spexarth | Niu | Mo. Davidson | Robinson | Heimberger |
| Apr. 19 | 2 | 1-1 | Ole Miss | Heimberger | Mi. Davidson | Leilua | Moore | Denis | Spexarth | Mo. Davidson | Niu | Robinson |
| Apr. 20 | 1 | 0-1 | Ole Miss | Heimberger | Mi. Davidson | Leilua | Moore | Denis | Mo. Davidson | Niu | Kelly | Robinson |
| Apr. 26 | 1 | 1-0 | Missouri | Heimberger | Mi. Davidson | Leilua | Moore | Denis | Mo. Davidson | Niu | Segars | Robinson |
| Apr. 27 | 2 | 2-0 | Missouri | Heimberger | Mi. Davidson | Leilua | Moore | Denis | Mo. Davidson | Niu | Segars | Robinson |
| Apr. 28 | 3 | 3-0 | Missouri | Heimberger | Mi. Davidson | Leilua | Moore | Denis | Mo. Davidson | Niu | Segars | Robinson |
| May 3 | 3 | 3-0 | Florida | Heimberger | Mi. Davidson | Leilua | Moore | Denis | Mo. Davidson | Spexarth | Niu | Robinson |
| May 4 | 1 | 1-0 | Florida | Heimberger | Mi. Davidson | Leilua | Moore | Denis | Mo. Davidson | Niu | Spexarth | Robinson |
| May 4 | 4 | 3-1 | Florida | Heimberger | Mi. Davidson | Leilua | Moore | Denis | Mo. Davidson | Niu | Segars | Robinson |
| May 8 | 5 | 4-1 | Texas A&M | Heimberger | Mi. Davidson | Leilua | Moore | Denis | Mo. Davidson | Niu | Segars | Robinson |
| May 9 | 6 | 4-2 | Ole Miss | Heimberger | Mi. Davidson | Leilua | Moore | Denis | Mo. Davidson | Niu | Segars | Robinson |
| May 17 | 7 | 5-2 | Seattle | Heimberger | Mi. Davidson | Leilua | Moore | Denis | Mo. Davidson | Niu | Segars | Robinson |
| May 18 | 8 | 5-3 | Washington | Heimberger | Mi. Davidson | Leilua | Moore | Denis | Mo. Davidson | Niu | Segars | Robinson |
| May 18 | 9 | 6-3 | Seattle | Heimberger | Mi. Davidson | Leilua | Moore | Denis | Mo. Davidson | Niu | Segars | Robinson |
| May 19 | 10 | 6-4 | Washington | Heimberger | Mi. Davidson | Leilua | Moore | Denis | Mo. Davidson | Niu | Segars | Robinson |

LEADOFF: Heimberger (32), Mia Davidson (10), Denis (6), Dabbs (4), Moore (3), Robinson (3)

2ND: Mia Davidson (40), Leilua (6), Moore (5), Heimberger (4), Robinson (3)

3RD: Leilua (44), Mia Davidson (7) Moore (5), Denis (1)

CLEANUP: Moore (37), Niu (7), Spexarth (7), Leilua (6), Denis (1)

5TH: Denis (28), Niu (10), Montana Davidson (10), Spexarth (4), Roberson (3), Moore (2), Spexarth (1)

6TH: Montana Davidson (26), Spexarth (17), Niu (4), Moore (3), Kelly (2), Roberson (1), Leilua (1), Goelz (1), Petrey (1), Denis (1), Boseman (1)

7TH: Niu (29), Montana Davidson (16), Spexarth (5), Goelz (3), Quinn (2), Roberson (1), L. Williams (1), Malau'ulu (1)

8TH: Goelz (12), Segars (11), Heimberger (10), Montana Davidson (6), Robinson (5), Niu (5), Denis (3), Quinn (2), Dabbs (1), Roberson (1), Kelly (1), Spexarth (1)

9TH: Robinson (35), Heimberger (10), Denis (5), Goelz (3), Dabbs (2), Malau'ulu (1), McKenna (1), L. Williams (1)

2019 TEAM GAME-BY-GAME STARTERS

BY FIELDING POSITIONS

| DATE | NO. | RECORD | OPPONENT | C | 1B | 2B | 3B | SS | LF | CF | RF | DP |
|----------|-----|--------|--------------------|--------------|----------|-------------|--------------|----------|----------|-----------|------------|----------|
| Feb. 8 | 1 | 1-0 | Middle Tennessee | Mi. Davidson | Niu | Heimberger | Mo. Davidson | Robinson | Leilua | Moore | Spexarth | Kelly |
| Feb. 8 | 1 | 1-0 | Stephen F. Austin | Mi. Davidson | Niu | Heimberger | Mo. Davidson | Robinson | Leilua | Moore | Kelly | Roberson |
| Feb. 9 | 1 | 1-0 | Valparaiso | Mi. Davidson | Niu | Heimberger | Mo. Davidson | Robinson | Leilua | Moore | Spexarth | Roberson |
| Feb. 9 | 1 | 1-0 | Valparaiso | Mi. Davidson | Niu | Heimberger | Mo. Davidson | Robinson | Leilua | Moore | Quinn | Spexarth |
| Feb. 10 | 2 | 1-1 | Stephen F. Austin | Mi. Davidson | Niu | Heimberger | Mo. Davidson | Robinson | Leilua | Moore | Quinn | Spexarth |
| Feb. 14 | 2 | 2-0 | Southern Illinois | Mi. Davidson | Niu | Heimberger | Mo. Davidson | Robinson | Leilua | Moore | Spexarth | Roberson |
| Feb. 14 | 1 | 0-1 | Washington | Mi. Davidson | Niu | Heimberger | Mo. Davidson | Goelz | Robinson | Moore | Denis | Leilua |
| Feb. 15 | 2 | 1-1 | Sacramento State | Mi. Davidson | Niu | Heimberger | Mo. Davidson | Goelz | Robinson | Moore | Denis | Leilua |
| Feb. 16 | 3 | 2-1 | UCF | Mi. Davidson | Niu | Heimberger | Mo. Davidson | Goelz | Robinson | Moore | Denis | Leilua |
| Feb. 20 | 1 | 1-0 | Alabama State | McKenna | Niu | L. Williams | Mo. Davidson | Goelz | Leilua | Quinn | Heimberger | Davidson |
| Feb. 23 | 4 | 3-1 | Georgia Tech | Mi. Davidson | Niu | Heimberger | Mo. Davidson | Goelz | Robinson | Moore | Denis | Leilua |
| Feb. 24 | 1 | 1-0 | Georgia Tech | Mi. Davidson | Niu | Heimberger | Mo. Davidson | Robinson | Dabbs | Moore | Denis | Leilua |
| Feb. 24 | 1 | 1-0 | Southeastern La. | Mi. Davidson | Niu | Heimberger | Mo. Davidson | Goelz | Robinson | Moore | Malau'ulu | Leilua |
| Feb. 25 | 1 | 0-1 | Georgia Tech | Mi. Davidson | Niu | Heimberger | Mo. Davidson | Robinson | Dabbs | Moore | Spexarth | Leilua |
| Feb. 25 | 1 | 1-0 | Alcorn State | Mi. Davidson | Niu | Heimberger | Mo. Davidson | Goelz | Dabbs | Moore | Spexarth | Leilua |
| Feb. 27 | 2 | 2-0 | Memphis | Mi. Davidson | Niu | Heimberger | Mo. Davidson | Goelz | Dabbs | Moore | Spexarth | Leilua |
| March 1 | 3 | 2-1 | Ohio | Mi. Davidson | Niu | Heimberger | Mo. Davidson | Goelz | Dabbs | Moore | Spexarth | Leilua |
| March 2 | 4 | 3-1 | Kansas | Mi. Davidson | Niu | Heimberger | Mo. Davidson | Goelz | Dabbs | Moore | Spexarth | Leilua |
| March 2 | 5 | 4-1 | Duke | Mi. Davidson | Niu | Heimberger | Mo. Davidson | Goelz | Dabbs | Moore | Spexarth | Leilua |
| March 5 | 1 | 1-0 | UT Martin | Mi. Davidson | Roberson | Heimberger | Mo. Davidson | Petrey | Denis | Segars | Spexarth | Leilua |
| March 8 | 1 | 1-0 | Mississippi Valley | Mi. Davidson | Roberson | Heimberger | Mo. Davidson | Goelz | Gregg | Malau'ulu | Spexarth | Leilua |
| March 8 | 1 | 1-0 | Louisiana Tech | Mi. Davidson | Niu | Heimberger | Mo. Davidson | Goelz | Denis | Moore | Spexarth | Leilua |
| March 10 | 5 | 4-1 | Louisiana Tech | Mi. Davidson | Niu | Heimberger | Mo. Davidson | Goelz | Robinson | Moore | Denis | Leilua |
| March 10 | 1 | 1-0 | Louisiana Tech | McKenna | Niu | Heimberger | Mo. Davidson | Robinson | Denis | Moore | Spexarth | Leilua |
| March 15 | 1 | 0-1 | Kentucky | Mi. Davidson | Niu | Heimberger | Mo. Davidson | Robinson | Denis | Moore | Spexarth | Leilua |
| March 16 | 1 | 0-1 | Kentucky | Mi. Davidson | Niu | L. Williams | Mo. Davidson | Goelz | Denis | Moore | Spexarth | Leilua |
| March 17 | 2 | 1-1 | Kentucky | Mi. Davidson | Niu | Heimberger | Mo. Davidson | Goelz | Denis | Moore | Spexarth | Leilua |
| March 22 | 2 | 1-1 | Auburn | Mi. Davidson | Niu | Heimberger | Mo. Davidson | Robinson | Denis | Moore | Spexarth | Leilua |
| March 23 | 3 | 1-2 | Auburn | Mi. Davidson | Niu | Heimberger | Mo. Davidson | Robinson | Denis | Moore | Spexarth | Leilua |
| March 24 | 4 | 1-3 | Auburn | Mi. Davidson | Niu | Heimberger | Mo. Davidson | Robinson | Denis | Moore | Spexarth | Leilua |
| March 26 | 5 | 1-4 | Central Arkansas | Mi. Davidson | Niu | Heimberger | Mo. Davidson | Robinson | Denis | Moore | Spexarth | Leilua |
| March 29 | 1 | 0-1 | Alabama | Mi. Davidson | Niu | Heimberger | Mo. Davidson | Robinson | Denis | Moore | Leilua | Spexarth |
| March 30 | 2 | 0-2 | Alabama | Mi. Davidson | Niu | Heimberger | Mo. Davidson | Robinson | Denis | Moore | Leilua | Spexarth |
| March 31 | 1 | 1-0 | Alabama | Mi. Davidson | Roberson | Heimberger | Mo. Davidson | Robinson | Denis | Moore | Leilua | Spexarth |
| April 3 | 3 | 1-2 | Jacksonville State | Mi. Davidson | Niu | Heimberger | Mo. Davidson | Robinson | Denis | Moore | Leilua | Spexarth |
| April 5 | 4 | 2-2 | LSU | Mi. Davidson | Niu | Heimberger | Mo. Davidson | Robinson | Denis | Moore | Leilua | Spexarth |
| April 6 | 1 | 0-1 | LSU | Mi. Davidson | Niu | Heimberger | Mo. Davidson | Robinson | Denis | Moore | Quinn | Leilua |
| April 7 | 1 | 0-1 | LSU | Mi. Davidson | Niu | Heimberger | Mo. Davidson | Goelz | Denis | Moore | Leilua | Spexarth |
| April 10 | 5 | 3-2 | Memphis | Mi. Davidson | Niu | Heimberger | Mo. Davidson | Robinson | Denis | Moore | Leilua | Spexarth |
| April 12 | 6 | 3-3 | Tennessee | Mi. Davidson | Niu | Heimberger | Mo. Davidson | Robinson | Denis | Moore | Leilua | Spexarth |
| April 13 | 7 | 3-4 | Tennessee | Mi. Davidson | Niu | Heimberger | Mo. Davidson | Robinson | Denis | Moore | Leilua | Spexarth |
| April 14 | 1 | 0-1 | Tennessee | Mi. Davidson | Niu | Robinson | Mo. Davidson | Goelz | Denis | Moore | Leilua | Boseman |
| April 16 | 6 | 5-1 | UAB | Mi. Davidson | Niu | Heimberger | Mo. Davidson | Goelz | Robinson | Moore | Denis | Leilua |
| April 19 | 1 | 0-1 | Ole Miss | Mi. Davidson | Niu | Heimberger | Mo. Davidson | Robinson | Gregg | Moore | Leilua | Spexarth |
| April 19 | 8 | 4-4 | Ole Miss | Mi. Davidson | Niu | Heimberger | Mo. Davidson | Robinson | Denis | Moore | Leilua | Spexarth |
| April 20 | 1 | 0-1 | Ole Miss | Mi. Davidson | Niu | Heimberger | Mo. Davidson | Robinson | Denis | Moore | Leilua | Kelly |
| April 26 | 1 | 1-0 | Missouri | Mi. Davidson | Niu | Heimberger | Mo. Davidson | Robinson | Segars | Moore | Denis | Leilua |
| April 27 | 2 | 2-0 | Missouri | Mi. Davidson | Niu | Heimberger | Mo. Davidson | Robinson | Segars | Moore | Denis | Leilua |
| April 28 | 3 | 3-0 | Missouri | Mi. Davidson | Niu | Heimberger | Mo. Davidson | Robinson | Segars | Moore | Denis | Leilua |
| May 3 | 9 | 5-4 | Florida | Mi. Davidson | Niu | Heimberger | Mo. Davidson | Robinson | Denis | Moore | Leilua | Spexarth |
| May 4 | 10 | 6-4 | Florida | Mi. Davidson | Niu | Heimberger | Mo. Davidson | Robinson | Denis | Moore | Leilua | Spexarth |
| May 4 | 1 | 0-1 | Florida | Mi. Davidson | Niu | Heimberger | Mo. Davidson | Robinson | Denis | Moore | Segars | Leilua |
| May 8 | 4 | 4-0 | Texas A&M | Mi. Davidson | Niu | Heimberger | Mo. Davidson | Robinson | Segars | Moore | Denis | Leilua |
| May 9 | 5 | 4-1 | Ole Miss | Mi. Davidson | Niu | Heimberger | Mo. Davidson | Robinson | Segars | Moore | Denis | Leilua |
| May 17 | 6 | 5-1 | Seattle | Mi. Davidson | Niu | Heimberger | Mo. Davidson | Robinson | Segars | Moore | Denis | Leilua |
| May 18 | 7 | 5-2 | Washington | Mi. Davidson | Niu | Heimberger | Mo. Davidson | Robinson | Segars | Moore | Denis | Leilua |
| May 18 | 8 | 6-2 | Seattle | Mi. Davidson | Niu | Heimberger | Mo. Davidson | Robinson | Segars | Moore | Denis | Leilua |
| May 19 | 9 | 6-3 | Washington | Mi. Davidson | Niu | Heimberger | Mo. Davidson | Robinson | Segars | Moore | Denis | Leilua |

P: E. Williams (26), Loza (9), Fagan (9), Boseman (7), Denis (5)

C: Mia Davidson (56), McKenna (2)

1B: Niu (54), Roberson (4)

2B: Heimberger (55), L. Williams (2), Robinson (1)

3B: Montana Davidson (58)

SS: Robinson (38), Goelz (19), Petrey (1)

LF: Denis (30), Leilua (7), Dabbs (7), Robinson (7), Segars (5), Gregg (2)

CF: Moore (55), Quinn (1), Segars (1), Malau'ulu (1)

RF: Spexarth (20), Denis (16), Leilua (15), Quinn (3), Kelly (1), Heimberger (1), Malau'ulu (1), Segars (1)

DP: Leilua (36), Spexarth (15), Roberson (3), Kelly (2), Mia Davidson (1), Boseman (1)

FINAL POLLS

NFCA / USA TODAY

| TEAM | RECORD | CONF |
|--------------------|--------|----------|
| 1. UCLA (32) | 55-6 | Pac-12 |
| 2. Oklahoma | 57-5 | Big 12 |
| 3. Washington | 52-9 | Pac-12 |
| 4. Alabama | 60-10 | SEC |
| 5. Arizona | 48-14 | Pac-12 |
| 6. Oklahoma State | 45-17 | Big 12 |
| 7. Florida | 49-18 | SEC |
| 8. Minnesota | 46-14 | Big Ten |
| 9. Florida State | 55-10 | ACC |
| 10. LSU | 43-19 | SEC |
| 11. Texas | 46-17 | Big 12 |
| 12. Tennessee | 43-17 | SEC |
| 13. James Madison | 51-10 | CAA |
| 14. Northwestern | 47-13 | Big Ten |
| 15. Ole Miss | 41-20 | SEC |
| 16. Kentucky | 36-24 | SEC |
| 17. Georgia | 42-19 | SEC |
| 18. Louisiana | 52-6 | Sun Belt |
| 19. Texas Tech | 42-16 | Big 12 |
| 20. Michigan | 45-13 | Big Ten |
| 21. South Carolina | 42-14 | SEC |
| 22. Auburn | 39-21 | SEC |
| 23. Virginia Tech | 47-11 | ACC |
| 24. Arizona State | 35-20 | Pac-12 |
| 25. Wisconsin | 43-14 | Big Ten |

RECEIVING VOTES: Arkansas (21), South Florida (16), North Carolina (15), Tulsa (14), Louisville (11), Drake (6), Houston (5), Missouri (4), Boise State (3), **Mississippi State (1)**

ESPN / USA SOFTBALL

| TEAM | RECORD | CONF |
|--------------------|--------|----------|
| 1. UCLA (20) | 55-6 | Pac-12 |
| 2. Oklahoma | 57-5 | Big 12 |
| 3. Washington | 52-9 | Pac-12 |
| 4. Alabama | 60-10 | SEC |
| 5. Arizona | 48-14 | Pac-12 |
| 6. Oklahoma State | 45-17 | Big 12 |
| 7. Florida | 49-18 | SEC |
| 8. Minnesota | 46-14 | Big Ten |
| 9. Florida State | 55-10 | ACC |
| 10. Texas | 46-17 | Big 12 |
| 11. Tennessee | 43-17 | SEC |
| 12. LSU | 43-19 | SEC |
| 13. James Madison | 51-10 | CAA |
| 14. Ole Miss | 41-20 | SEC |
| 15. Kentucky | 36-24 | SEC |
| 16. Northwestern | 47-13 | Big Ten |
| 17. Louisiana | 52-6 | Sun Belt |
| 18. Michigan | 45-13 | Big Ten |
| 19. Texas Tech | 42-16 | Big 12 |
| 20. Georgia | 42-19 | SEC |
| 21. Virginia Tech | 47-11 | ACC |
| 22. Wisconsin | 43-14 | Big Ten |
| 23. Auburn | 39-21 | SEC |
| 24. South Carolina | 42-14 | SEC |
| 25. Drake | 38-19 | MVC |

RECEIVING VOTES: Arizona State (31), North Carolina (30), Arkansas (22), Missouri (18), Ohio State (12), South Florida (5), Houston (4), Boise State (3), Stanford (3)

SOFTBALL AMERICA

| TEAM | RECORD | CONF |
|--------------------|--------|----------|
| 1. UCLA | 55-6 | Pac-12 |
| 2. Oklahoma | 57-5 | Big 12 |
| 3. Washington | 52-9 | Pac-12 |
| 4. Alabama | 60-10 | SEC |
| 5. Arizona | 48-14 | Pac-12 |
| 6. Oklahoma State | 45-17 | Big 12 |
| 7. Florida | 49-18 | SEC |
| 8. Minnesota | 46-14 | Big Ten |
| 9. Texas | 46-17 | Big 12 |
| 10. LSU | 43-19 | SEC |
| 11. Ole Miss | 41-20 | SEC |
| 12. Tennessee | 43-17 | SEC |
| 13. Florida State | 55-10 | ACC |
| 14. Kentucky | 36-24 | SEC |
| 15. James Madison | 51-10 | CAA |
| 16. Northwestern | 47-13 | Big Ten |
| 17. Louisiana | 52-6 | Sun Belt |
| 18. Michigan | 45-13 | Big Ten |
| 19. Wisconsin | 43-14 | Big Ten |
| 20. Texas Tech | 42-16 | Big 12 |
| 21. Georgia | 42-19 | SEC |
| 22. Virginia Tech | 47-11 | ACC |
| 23. Auburn | 39-21 | SEC |
| 24. South Carolina | 42-14 | SEC |
| 25. Arizona State | 35-20 | Pac-12 |

THE SOUTHEASTERN CONFERENCE



STANDINGS

| | CONF | PCT. | GB | ALL | PCT. | HOME | AWAY | NEUTRAL |
|--------------------------|-------------|-------------|------------|--------------|-------------|-------------|-------------|------------|
| Alabama # | 18-6 | .750 | --- | 60-10 | .857 | 28-4 | 15-3 | 17-3 |
| Tennessee | 14-10 | .583 | 4.0 | 43-17 | .717 | 21-6 | 11-8 | 11-3 |
| LSU | 14-10 | .583 | 4.0 | 43-19 | .694 | 29-9 | 11-7 | 3-3 |
| Kentucky | 14-10 | .583 | 4.0 | 36-24 | .600 | 13-6 | 11-11 | 12-7 |
| Ole Miss | 13-10 | .565 | 4.5 | 41-20 | .672 | 24-5 | 9-9 | 8-6 |
| Florida \$ | 12-12 | .500 | 6.0 | 49-18 | .731 | 23-9 | 11-5 | 15-4 |
| Georgia | 12-12 | .500 | 6.0 | 42-19 | .689 | 29-8 | 7-9 | 6-2 |
| Arkansas | 12-12 | .500 | 6.0 | 38-20 | .655 | 25-6 | 6-10 | 7-4 |
| Missouri | 12-12 | .500 | 6.0 | 35-25 | .583 | 13-7 | 8-11 | 14-7 |
| Auburn | 10-14 | .417 | 8.0 | 39-21 | .650 | 24-7 | 5-10 | 10-4 |
| South Carolina | 9-14 | .391 | 8.5 | 38-19 | .667 | 21-7 | 7-8 | 10-3 |
| Mississippi State | 9-15 | .375 | 9.0 | 35-23 | .603 | 22-8 | 7-12 | 5-4 |
| Texas A&M | 6-18 | .250 | 12.0 | 28-27 | .509 | 25-12 | 2-12 | 1-3 |

SEC Regular Season Champion

\$ SEC Tournament Champion

AWARDS AND HONORS

MIA DAVIDSON, C/3B

- NFCA Third Team All-American
- USA Softball Collegiate Player of the Year Finalist [Top 10]
- NFCA All-South Region First Team
- 2019 First Team All-SEC
- Puerto Vallarta College Challenge All-Tournament Team
- ESPNw's Top 25 Players of 2019 (No. 25)
- Softball American's Top 100 Players of 2019 (No. 39)
- Fastpitch News Preseason All-American (Second Team)

EMILY HEIMBERGER, UTL

- 2019 SEC Community Service Team

FA LEILUA, DP/UTL

- NFCA Second Team All-American
- NFCA All-South Region First Team
- 2019 First Team All-SEC
- Puerto Vallarta College Challenge All-Tournament Team

KAT MOORE, OF

- NFCA All-South Region Second Team
- 2019 First Team All-SEC

ANNA KATE SEGARS, OF

- 2019 SEC All-Freshman Team

MSU RANKING HISTORY

| | NFCA | USA | SA |
|------------------|---------------|---------------|----|
| Highest All-Time | 15 (W3, 2008) | 15 (W5, 2008) | -- |
| Highest in 2019 | 25 (Week 1) | RV (8 Times) | -- |
| Final in 2019 | RV | -- | -- |

First NFCA Top 5 appearance N/A
First NFCA Top 10 appearance N/A
First NFCA Top 25 appearance Week 3, 2000 (No. 24)
Last NFCA Top 25 appearance Week 1, 2019 (No. 25)

First USA Top 5 appearance N/A
First USA Top 10 appearance N/A
First USA Top 25 appearance Week 4, 2006 (No. 24)
Last USA Top 25 appearance Week 11, 2018 (No. 25)

| 2019 | NFCA | ESPN | SA | RPI |
|-----------|------|------|----|-----|
| Preseason | RV | RV | -- | N/A |
| Week 1 | 25 | RV | -- | N/A |
| Week 2 | RV | RV | -- | N/A |
| Week 3 | RV | RV | -- | N/A |
| Week 4 | RV | -- | -- | N/A |
| Week 4 | RV | RV | -- | N/A |
| Week 6 | RV | -- | -- | 33 |
| Week 7 | RV | -- | -- | 28 |
| Week 8 | -- | -- | -- | 24 |
| Week 9 | -- | RV | -- | 25 |
| Week 10 | RV | -- | -- | 30 |
| Week 11 | -- | -- | -- | 33 |
| Week 12 | -- | -- | -- | 30 |
| Week 13 | RV | RV | -- | 32 |
| Week 14 | -- | RV | -- | 29 |
| Week 15 | -- | N/A | -- | N/A |
| Final | RV | -- | -- | 28 |

GAME RECORDS

AT BATS

| NO. | OPPONENT | DATE |
|-------|-------------|---------------|
| 1. 48 | vs. Texas | Mar. 1, 2002 |
| 2. 47 | Auburn | Mar. 18, 2016 |
| 3. 46 | at Alabama | Mar. 31, 2019 |
| 46 | LSU | Mar. 8, 2013 |
| 5. 45 | at Kentucky | Apr. 11, 1997 |

HITS

| NO. | OPPONENT | DATE |
|-------|---------------------|---------------|
| 1. 21 | vs. Alabama State | Mar. 1, 1997 |
| 2. 20 | at Louisiana-Monroe | Feb. 8, 2009 |
| 3. 19 | at Long Beach State | Mar. 11, 2006 |
| 4. 18 | at SE Louisiana | Mar. 17, 2015 |
| 18 | at Tennessee | Mar. 31, 2001 |

DOUBLES

| NO. | OPPONENT | DATE |
|------|----------------------|---------------|
| 1. 6 | at Louisiana-Monroe | Feb. 8, 2009 |
| 2. 5 | | |
| MR: | UMass Lowell | Mar. 11, 2018 |
| 5 | South Carolina | Apr. 18, 2017 |
| 5 | Memphis | Apr. 22, 2015 |
| 5 | at Hawai'i | Mar. 6, 2009 |
| 5 | East Tennessee State | Feb. 19, 2006 |
| 5 | South Carolina | Mar. 7, 2004 |

TRIPLES

| NO. | OPPONENT | DATE |
|------|---------------------|---------------|
| 1. 6 | at Alabama A&M | Feb. 20, 2004 |
| 2. 4 | Ole Miss | Apr. 7, 2007 |
| 4 | at Long Beach State | Mar. 11, 2006 |
| 4. 3 | Three Times* | |
| MR: | Alabama State | Mar. 2, 2017 |

HOME RUNS

| NO. | OPPONENT | DATE |
|------|-----------|---------------|
| 1. 5 | Memphis | Apr. 10, 2019 |
| 2. 4 | Missouri | Apr. 28, 2019 |
| 4 | LSU | Apr. 6, 2019 |
| 4 | Tennessee | May 5, 2018 |
| 4 | Tennessee | Apr. 19, 2015 |

TOTAL BASES

| NO. | OPPONENT | DATE |
|-------|---------------------|---------------|
| 1. 33 | at Long Beach State | Mar. 11, 2006 |
| 2. 31 | Columbia | Mar. 3, 2012 |
| 3. 30 | Memphis | Apr. 10, 2019 |
| 30 | at Alabama A&M | Feb. 20, 2004 |
| 5. 29 | vs. Saint Francis | May 19, 2018 |
| 29 | at Louisiana-Monroe | Feb. 8, 2009 |

RUNS SCORED

| NO. | OPPONENT | DATE |
|-------|-------------------------|---------------|
| 1. 30 | vs. Alabama State | Mar. 1, 1997 |
| 2. 25 | at Jackson State | Feb. 7, 2004 |
| 25 | Tennessee Tech | Mar. 16, 1985 |
| 4. 23 | vs. Seton Hall | Feb. 23, 2007 |
| 5. 21 | vs. Fairleigh Dickinson | Mar. 15, 1983 |

RUNS BATTED IN

| NO. | OPPONENT | DATE |
|-------|------------------------|---------------|
| 1. 30 | vs. Alabama State | Mar. 1, 1997 |
| 2. 22 | vs. Seton Hall | Feb. 23, 2007 |
| 3. 19 | at Jackson State | Feb. 7, 2004 |
| 4. 18 | Arkansas | Apr. 26, 2014 |
| 5. 16 | at Charleston Southern | Mar. 7, 2008 |

WALKS (BATTING)

| NO. | OPPONENT | DATE |
|-------|--------------------------|---------------|
| 1. 14 | Mississippi Valley State | Feb. 7, 2014 |
| 2. 13 | vs. Seton Hall | Feb. 23, 2007 |
| 13 | vs. Alcorn State | Feb. 22, 1997 |
| 4. 11 | Four Times* | |
| MR: | Kentucky | May 7, 2017 |

HIT BY PITCH (BATTING)

| NO. | OPPONENT | DATE |
|------|-------------------|---------------|
| 1. 8 | vs. Kentucky | May 7, 2014 |
| 2. 6 | vs. Memphis | Feb. 12, 2012 |
| 6 | at Kennesaw State | Mar. 11, 2014 |
| 4. 5 | Texas A&M | Mar. 14, 2015 |
| 5 | at LSU | May 4, 2014 |

STRIKEOUTS (BATTING)

| NO. | OPPONENT | DATE |
|-------|---------------|---------------|
| 1. 23 | vs. Texas | Mar. 1, 2002 |
| 2. 22 | LSU | Mar. 8, 2013 |
| 3. 17 | at Texas | May 21, 2005 |
| 4. 15 | Auburn | Mar. 18, 2016 |
| 5. 14 | Eight Times* | |
| MR: | vs. Minnesota | Feb. 27, 2015 |

STOLEN BASES

| NO. | OPPONENT | DATE |
|-------|-----------------------------|---------------|
| 1. 10 | Northern Kentucky | Feb. 7, 2014 |
| 10 | vs. Alcorn State | Feb. 22, 1997 |
| 3. 8 | at Mississippi Valley State | Apr. 1, 2014 |
| 8 | at Samford | Apr. 16, 2013 |
| 8 | Troy | Feb. 8, 2013 |
| 8 | Belmont | Feb. 13, 2002 |

STOLEN BASE ATTEMPTS

| NO. | OPPONENT | DATE |
|-------|-----------------------------|---------------|
| 1. 10 | Northern Kentucky | Feb. 1, 2014 |
| 2. 8 | at Mississippi Valley State | Apr. 1, 2014 |
| 8 | at Samford | Apr. 16, 2013 |
| 8 | Troy | Feb. 8, 2013 |
| 8 | Alcorn State | Mar. 29, 2011 |

SACRIFICE FLIES

| NO. | OPPONENT | DATE |
|------|-------------------|---------------|
| 1. 4 | at SE Louisiana | Feb. 22, 2016 |
| 2. 3 | Sam Houston State | Mar. 4, 2018 |
| 3 | at Arkansas | Apr. 17, 2004 |
| 4. 2 | 23 times | |
| MR: | Middle Tennessee | Feb. 8, 2019 |

SACRIFICE HITS

| NO. | OPPONENT | DATE |
|------|-------------------|---------------|
| 1. 5 | at Kentucky | Mar. 27, 2004 |
| 5 | LSU | Mar. 30, 2005 |
| 3. 4 | vs. Long Island | Feb. 15, 2014 |
| 4 | vs. Utah | Feb. 26, 2005 |
| 4 | at South Carolina | Mar. 13, 2012 |
| 4 | at Arkansas | May 4, 2008 |

RUNNERS LEFT ON BASE

| NO. | OPPONENT | DATE |
|-------|--------------|---------------|
| 1. 18 | Kentucky | May 7, 2017 |
| 2. 14 | Tennessee | Apr. 17, 2015 |
| 14 | Alabama | Apr. 21, 2002 |
| 14 | Georgia | Mar. 24, 2001 |
| 5. 13 | Eight Times* | |
| MR: | at Texas A&M | Mar. 11, 2017 |

INNINGS PITCHED

| NO. | OPPONENT | DATE |
|---------|---------------|---------------|
| 1. 14.0 | Auburn | Mar. 18, 2016 |
| 14.0 | LSU | Mar. 8, 2013 |
| 3. 12.0 | Samford | Mar. 4, 2017 |
| 12.0 | Georgia State | Feb. 12, 2017 |
| 12.0 | LSU | Apr. 16, 2016 |

HITS ALLOWED

| NO. | OPPONENT | DATE |
|-------|--------------|---------------|
| 1. 17 | Ole Miss | Apr. 19, 2019 |
| 17 | LSU | Mar. 31, 2005 |
| 17 | Tennessee | Mar. 20, 2004 |
| 4. 15 | Seven Times* | |
| MR: | Missouri | May 1, 2016 |

FEWEST HITS (PITCHING)

| NO. | OPPONENT | DATE |
|------|------------|--------------|
| 1. 0 | 21 times | |
| MR: | Valparaiso | Feb. 9, 2019 |

WALKS ALLOWED

| NO. | OPPONENT | DATE |
|-------|----------------|---------------|
| 1. 15 | Alabama | Mar. 31, 2019 |
| 2. 14 | vs. Washington | Feb. 12, 2011 |
| 3. 13 | at Arkansas | Mar. 28, 2010 |
| 4. 12 | Four Times* | |
| MR: | at Florida | May 3, 2019 |

RUNS ALLOWED

| NO. | OPPONENT | DATE |
|-------|----------------|---------------|
| 1. 21 | Ole Miss | Apr. 19, 2019 |
| 2. 18 | vs. Washington | Feb. 12, 2011 |
| 18 | at Florida | Mar. 16, 2011 |
| 18 | at Arkansas | Mar. 28, 2010 |
| 5. 16 | Three Times* | |
| MR: | at Florida | Apr. 22, 2016 |

EARNED RUNS ALLOWED

| NO. | OPPONENT | DATE |
|-------|----------------|---------------|
| 1. 17 | Ole Miss | Apr. 19, 2019 |
| 17 | at Florida | Mar. 16, 2011 |
| 3. 16 | at Florida | Apr. 22, 2016 |
| 16 | Tennessee | Apr. 19, 2015 |
| 5. 15 | vs. Washington | Feb. 12, 2011 |

*Some single-game record data prior to 2004 is not available.

GAME RECORDS

STRIKEOUTS (PITCHING)

| NO. | OPPONENT | DATE |
|-------|--------------------------|---------------|
| 1. 21 | Lipscomb | Feb. 17, 2013 |
| 2. 16 | vs. SIU-Edwardsville | Feb. 24, 2013 |
| 16 | at Jacksonville State | Mar. 12, 2013 |
| 4. 15 | Mississippi Valley State | Feb. 5, 2015 |
| 15 | vs. Wichita State | Feb. 23, 2013 |

HOME RUNS ALLOWED

| NO. | OPPONENT | DATE |
|------|--------------|---------------|
| 1. 6 | Texas A&M | Feb. 20, 2010 |
| 2. 5 | Tennessee | Apr. 19, 2015 |
| 5 | at Tennessee | Apr. 19, 2014 |
| 4. 4 | 12 Times* | |
| MR: | LSU | Apr. 6, 2019 |

BATTERS FACED

| NO. | OPPONENT | DATE |
|-------|------------|---------------|
| 1. 61 | LSU | Apr. 16, 2016 |
| 2. 60 | Auburn | Mar. 18, 2016 |
| 3. 54 | at Alabama | Mar. 31, 2019 |
| 4. 52 | Kentucky | May 7, 2017 |
| 5. 49 | LSU | Mar. 8, 2013 |

PUTOUTS

| NO. | OPPONENT | DATE |
|-------|---------------|---------------|
| 1. 42 | Auburn | Mar. 18, 2016 |
| 42 | LSU | Mar. 8, 2013 |
| 3. 36 | Samford | Mar. 4, 2017 |
| 36 | Georgia State | Feb. 12, 2017 |
| 36 | LSU | Apr. 16, 2016 |

ASSISTS

| NO. | OPPONENT | DATE |
|-------|----------------------|---------------|
| 1. 23 | Auburn | Mar. 18, 2016 |
| 2. 21 | LSU | Apr. 16, 2016 |
| 3. 19 | Kentucky | May 7, 2017 |
| 19 | Samford | Mar. 4, 2017 |
| 19 | North Carolina State | Feb. 5, 2005 |
| 19 | Georgia Tech | May 8, 2004 |

TOTAL CHANCES

| NO. | OPPONENT | DATE |
|-------|---------------|---------------|
| 1. 67 | Auburn | Mar. 18, 2016 |
| 2. 57 | Kentucky | May 7, 2016 |
| 57 | LSU | Apr. 16, 2016 |
| 4. 56 | Samford | Mar. 4, 2017 |
| 5. 54 | Georgia State | Feb. 12, 2017 |
| 54 | LSU | Mar. 8, 2013 |

ERRORS

| NO. | OPPONENT | DATE |
|------|-------------------|---------------|
| 1. 7 | at Tennessee | Apr. 14, 2019 |
| 2. 6 | vs. Minnesota | Feb. 27, 2015 |
| 6 | vs. California | Feb. 25, 2005 |
| 6 | LSU | Mar. 31, 2005 |
| 5. 5 | 10 times | |
| MR: | at South Carolina | Apr. 29, 2018 |

*Some single-game record data prior to 2004 is not available.

DOUBLE PLAYS TURNED

| NO. | OPPONENT | DATE |
|------|---------------|---------------|
| 1. 3 | at Ole Miss | Mar. 20, 2015 |
| 3 | at Troy | Feb. 19, 2005 |
| 3. 2 | 35 times | |
| MR: | vs. Tennessee | May 6, 2018 |

LARGEST MARGIN OF VICTORY

| NO. | OPPONENT | DATE |
|--------------|---------------------|---------------|
| 1. 23 (23-0) | Cal State Fullerton | Feb. 9, 2012 |
| 2. 17 (17-0) | at UTSA | Apr. 13, 1999 |
| 3. 16 (16-0) | Oklahoma Christian | Feb. 16, 2006 |
| 4. 15 (15-0) | at Houston | Feb. 16, 2013 |
| 15 (15-0) | USTA | Feb. 10, 2012 |

LARGEST MARGIN OF DEFEAT

| NO. | OPPONENT | DATE |
|-------------|---------------|---------------|
| 1 14 (0-14) | vs. UCLA | Feb. 9, 2002 |
| 14 (0-14) | vs. Arizona | Feb. 9, 2001 |
| 3 11 (0-11) | vs. Oklahoma | May 12, 2000 |
| 11 (0-11) | at Washington | Mar. 10, 2001 |
| 5 10 (1-11) | at Texas A&M | Apr. 28, 2004 |
| 10 (0-10) | Nebraska | Apr. 29, 2001 |

MOST COMBINED RUNS

| NO. | OPPONENT | DATE |
|-----------------|---------------------|---------------|
| 1. 23 (W, 23-0) | Cal State Fullerton | Feb. 9, 2012 |
| 2. 21 (W, 13-8) | vs. San Jose State | Mar. 18, 2010 |
| 21 (W, 15-6) | Oklahoma | Mar. 28, 2009 |
| 4. 20 (W, 16-4) | at Kansas | Mar. 29, 2013 |
| 20 (W, 11-9) | vs. Oregon State | Feb. 23, 2008 |
| 20 (W, 11-9) | vs. Oregon | Feb. 13, 1997 |



BATTING SEASON RECORDS
BATTING AVERAGE

| | NO. | H-AB | GAMES | YEAR |
|----|------|----------|-------|------|
| 1. | .312 | 475-1522 | 57 | 2015 |
| 2. | .311 | 517-1660 | 63 | 2008 |
| 3. | .305 | 527-1730 | 64 | 2003 |
| 4. | .303 | 513-1695 | 65 | 2004 |
| 5. | .297 | 499-1680 | 62 | 2007 |

AT BATS

| | NO. | GAMES | PER GAME | YEAR |
|----|-------|-------|----------|------|
| 1. | 1,880 | 71 | 26.48 | 2000 |
| 2. | 1,814 | 67 | 27.07 | 2002 |
| 3. | 1,777 | 67 | 26.52 | 1999 |
| 4. | 1,730 | 64 | 27.03 | 2003 |
| 5. | 1,695 | 65 | 26.08 | 2004 |

HITS

| | NO. | GAMES | PER GAME | YEAR |
|----|-----|-------|----------|------|
| 1. | 550 | 71 | 7.75 | 2000 |
| 2. | 527 | 64 | 8.23 | 2003 |
| 3. | 520 | 67 | 7.76 | 1999 |
| 4. | 517 | 63 | 8.21 | 2008 |
| 5. | 513 | 65 | 7.89 | 2004 |

DOUBLES

| | NO. | GAMES | PER GAME | YEAR |
|----|-----|-------|----------|------|
| 1. | 88 | 61 | 1.44 | 2018 |
| | 88 | 67 | 1.31 | 2002 |
| 3. | 84 | 57 | 1.47 | 2015 |
| 4. | 80 | 67 | 1.19 | 1999 |
| | 80 | 64 | 1.25 | 2003 |

TRIPLES

| | NO. | GAMES | PER GAME | YEAR |
|----|-----|-------|----------|------|
| 1. | 27 | 40 | 0.68 | 1985 |
| | 27 | 64 | 0.42 | 2003 |
| 3. | 26 | 65 | 0.40 | 2004 |
| 4. | 24 | 57 | 0.42 | 1998 |
| 5. | 21 | 71 | 0.30 | 2000 |
| | 21 | 67 | 0.31 | 1999 |

HOME RUNS

| | NO. | GAMES | PER GAME | YEAR |
|----|-----|-------|----------|------|
| 1. | 55 | 61 | 0.90 | 2018 |
| 2. | 54 | 57 | 0.95 | 2015 |
| 3. | 51 | 59 | 0.86 | 2013 |
| 4. | 47 | 66 | 0.71 | 2005 |
| 5. | 40 | 64 | 0.63 | 2003 |
| | 40 | 56 | 0.71 | 2011 |

TOTAL BASES

| | NO. | GAMES | PER GAME | YEAR |
|----|-----|-------|----------|------|
| 1. | 781 | 64 | 12.20 | 2003 |
| 2. | 764 | 61 | 12.52 | 2018 |
| 3. | 755 | 71 | 10.63 | 2000 |
| 4. | 753 | 57 | 13.21 | 2015 |
| 5. | 717 | 65 | 11.03 | 2004 |

RUNS BATTED IN

| | NO. | GAMES | PER GAME | YEAR |
|----|-----|-------|----------|------|
| 1. | 294 | 57 | 5.16 | 2015 |
| 2. | 293 | 65 | 4.51 | 2004 |
| 3. | 291 | 61 | 4.77 | 2018 |
| 4. | 270 | 64 | 4.22 | 2003 |
| 5. | 265 | 62 | 4.27 | 2007 |

RUNS SCORED

| | NO. | GAMES | PER GAME | YEAR |
|----|-----|-------|----------|------|
| 1. | 337 | 65 | 5.18 | 2004 |
| 2. | 326 | 57 | 5.72 | 2015 |
| 3. | 316 | 61 | 5.18 | 2018 |
| 4. | 310 | 63 | 4.92 | 2008 |
| 5. | 305 | 62 | 4.92 | 2007 |

SLUGGING PERCENTAGE

| | NO. | TB-AB | GAMES | YEAR |
|----|------|----------|-------|------|
| 1. | .495 | 753-1522 | 57 | 2015 |
| 2. | .471 | 764-1621 | 61 | 2018 |
| 3. | .451 | 781-1730 | 64 | 2003 |
| 4. | .428 | 472-1102 | 40 | 1985 |
| 5. | .423 | 717-1695 | 65 | 2004 |

WALKS

| | NO. | GAMES | PER GAME | YEAR |
|----|-----|-------|----------|------|
| 1. | 206 | 60 | 3.43 | 2014 |
| 2. | 204 | 59 | 3.46 | 2013 |
| 3. | 202 | 57 | 3.54 | 2012 |
| 4. | 194 | 57 | 3.40 | 2015 |
| 5. | 191 | 67 | 2.85 | 2002 |

HIT BY PITCH

| | NO. | GAMES | PER GAME | YEAR |
|----|-----|-------|----------|------|
| 1. | 88 | 60 | 1.47 | 2014 |
| 2. | 72 | 57 | 1.26 | 2015 |
| 3. | 60 | 57 | 1.05 | 2016 |
| 4. | 59 | 61 | 0.97 | 2018 |
| 5. | 57 | 57 | 1.00 | 2012 |

STRIKEOUTS

| | NO. | GAMES | PER GAME | YEAR |
|----|-----|-------|----------|------|
| 1. | 351 | 56 | 6.27 | 2011 |
| 2. | 345 | 59 | 5.85 | 2013 |
| 3. | 344 | 67 | 5.13 | 2002 |
| 4. | 333 | 66 | 5.05 | 2005 |
| 5. | 326 | 62 | 5.26 | 2007 |

STRIKEOUTS LOOKING

| | NO. | GAMES | PER GAME | YEAR |
|----|-----|-------|----------|------|
| 1. | 103 | 59 | 1.75 | 2013 |
| 2. | 93 | 66 | 1.41 | 2005 |
| 3. | 92 | 61 | 1.51 | 2006 |
| 4. | 90 | 56 | 1.61 | 2011 |
| 5. | 89 | 60 | 1.48 | 2014 |

ON-BASE PERCENTAGE

| | NO. | AB | GAMES | YEAR |
|----|------|------|-------|------|
| 1. | .411 | 1522 | 57 | 2015 |
| 2. | .383 | 1449 | 57 | 2012 |
| 3. | .380 | 1660 | 63 | 2008 |
| 4. | .376 | 1507 | 60 | 2014 |
| 5. | .370 | 1695 | 65 | 2004 |

SACRIFICE FLIES

| | NO. | GAMES | PER GAME | YEAR |
|----|-----|-------|----------|------|
| 1. | 17 | 65 | 0.26 | 2004 |
| | 17 | 71 | 0.24 | 2000 |
| 3. | 16 | 56 | 0.29 | 2009 |
| 4. | 15 | 61 | 0.25 | 2018 |
| | 15 | 57 | 0.26 | 2016 |
| | 15 | 57 | 0.26 | 2015 |
| | 15 | 62 | 0.24 | 2007 |
| | 15 | 61 | 0.25 | 2006 |

SACRIFICE HITS

| | NO. | GAMES | AVG | YEAR |
|----|-----|-------|------|------|
| 1. | 74 | 67 | 1.10 | 1999 |
| 2. | 72 | 71 | 1.01 | 2000 |
| 3. | 65 | 62 | 1.05 | 2001 |
| 4. | 60 | 66 | 0.91 | 2005 |
| 5. | 57 | 56 | 1.02 | 1997 |

STOLEN BASES

| | NO. | ATT | PCT. | YEAR |
|----|-----|-----|------|------|
| 1. | 126 | 147 | .857 | 2008 |
| 2. | 116 | 131 | .885 | 2007 |
| 3. | 114 | 146 | .781 | 2013 |
| 4. | 105 | 130 | .808 | 2001 |
| 5. | 104 | 126 | .825 | 2000 |

STOLEN BASE ATTEMPTS

| | NO. | SB | PCT. | YEAR |
|----|-----|-----|------|------|
| 1. | 147 | 126 | .857 | 2008 |
| 2. | 146 | 114 | .781 | 2013 |
| 3. | 144 | 67 | .465 | 1986 |
| 4. | 131 | 116 | .885 | 2007 |
| 5. | 130 | 105 | .808 | 2001 |



FIELDING SEASON RECORDS

PUTOUTS

| NO. | FLD% | GAMES | YEAR |
|----------|------|-------|------|
| 1. 1,462 | .957 | 71 | 2000 |
| 2. 1,375 | .952 | 67 | 2002 |
| 3. 1,364 | .959 | 67 | 1999 |
| 4. 1,288 | .964 | 62 | 2001 |
| 5. 1,280 | .957 | 66 | 2005 |

ASSISTS

| NO. | FLD% | GAMES | YEAR |
|--------|------|-------|------|
| 1. 757 | .957 | 71 | 2000 |
| 2. 648 | .950 | 56 | 1997 |
| 3. 637 | .952 | 67 | 2002 |
| 4. 627 | .953 | 62 | 2007 |
| 5. 610 | .965 | 65 | 2004 |

TOTAL CHANCES

| NO. | FLD% | GAMES | YEAR |
|----------|------|-------|------|
| 1. 2,318 | .957 | 71 | 2000 |
| 2. 2,114 | .952 | 67 | 2002 |
| 3. 1,982 | .959 | 67 | 1999 |
| 4. 1,979 | .953 | 62 | 2007 |
| 5. 1,961 | .964 | 62 | 2001 |

ERRORS

| NO. | FLD% | GAMES | YEAR |
|--------|------|-------|------|
| 1. 102 | .952 | 67 | 2002 |
| 2. 99 | .957 | 71 | 2000 |
| 3. 94 | .953 | 62 | 2007 |
| 94 | .950 | 56 | 1997 |
| 5. 86 | -- | 38 | 1986 |

FIELDING PERCENTAGE

| NO. | PO-A | E | YEAR |
|---------|----------|----|------|
| 1. .977 | 1106-333 | 34 | 2009 |
| 2. .976 | 1194-335 | 38 | 2014 |
| 3. .970 | 1237-523 | 55 | 2008 |
| 4. .965 | 1181-517 | 61 | 2017 |
| .965 | 1245-584 | 66 | 2003 |

MOST RUNNERS CAUGHT STEALING

| NO. | SBA | GAMES | YEAR |
|-------|-----|-------|------|
| 1. 22 | 65 | 56 | 2011 |
| 2. 21 | 64 | 55 | 2010 |
| 3. 19 | 74 | 66 | 2005 |
| 4. 17 | 33 | 60 | 2014 |
| 17 | 46 | 61 | 2006 |

PITCHING SEASON RECORDS

EARNED RUN AVERAGE

| NO. | IP | GAMES | YEAR |
|---------|-------|-------|------|
| 1. 1.01 | 257.2 | 38 | 1986 |
| 2. 1.33 | 405.0 | 57 | 1998 |
| 3. 1.60 | 275.1 | 40 | 1985 |
| 4. 2.00 | 406.0 | 61 | 2006 |
| 5. 2.06 | 404.1 | 61 | 2018 |

SAVES

| NO. | WINS | GAMES | YEAR |
|-------|------|-------|------|
| 1. 16 | 36 | 67 | 2002 |
| 2. 13 | 35 | 62 | 2007 |
| 13 | 36 | 62 | 2001 |
| 4. 10 | 34 | 64 | 2003 |
| 5. 9 | 35 | 66 | 2005 |

INNINGS PITCHED

| NO. | GAMES | RECORD | YEAR |
|----------|-------|--------|------|
| 1. 487.1 | 71 | 44-27 | 2000 |
| 2. 458.1 | 64 | 34-30 | 2003 |
| 458.1 | 67 | 36-31 | 2002 |
| 4. 454.2 | 67 | 38-29 | 1999 |
| 5. 429.1 | 62 | 36-26 | 2001 |

COMPLETE GAMES

| NO. | GAMES | RECORD | YEAR |
|-------|-------|--------|------|
| 1. 45 | 56 | 29-27 | 1997 |
| 2. 35 | 40 | 28-12 | 1985 |
| 3. 34 | 61 | 33-28 | 2006 |
| 4. 33 | 63 | 41-22 | 2008 |
| 33 | 71 | 44-27 | 2000 |

SHUTOUTS

| NO. | GAMES | RECORD | YEAR |
|-------|-------|--------|------|
| 1. 19 | 61 | 38-23 | 2018 |
| 2. 17 | 57 | 36-21 | 1998 |
| 3. 15 | 65 | 39-26 | 2004 |
| 4. 14 | 60 | 39-21 | 2014 |
| 14 | 63 | 41-22 | 2008 |
| 14 | 66 | 35-31 | 2005 |

STRIKEOUTS

| NO. | IP | K/7 | YEAR |
|--------|-------|------|------|
| 1. 468 | 381.0 | 8.60 | 2013 |
| 2. 438 | 398.0 | 7.70 | 2014 |
| 3. 416 | 404.1 | 7.20 | 2018 |
| 4. 358 | 374.0 | 6.70 | 2012 |
| 5. 320 | 393.2 | 5.70 | 2017 |

STRIKEOUTS PER 7 INNINGS

| NO. | IP | K | YEAR |
|---------|-------|-----|------|
| 1. 8.60 | 381.0 | 468 | 2013 |
| 2. 7.70 | 398.0 | 438 | 2014 |
| 3. 7.20 | 404.1 | 416 | 2018 |
| 4. 6.70 | 374.0 | 358 | 2012 |
| 5. 5.80 | 376.1 | 312 | 2015 |

MOST HITS ALLOWED

| NO. | OPP. AVG. | GAMES | YEAR |
|--------|-----------|-------|------|
| 1. 486 | .249 | 71 | 2000 |
| 2. 466 | .261 | 64 | 2003 |
| 466 | .261 | 67 | 2002 |
| 4. 463 | .276 | 66 | 2005 |
| 5. 435 | .300 | 56 | 2011 |

FEWEST HITS ALLOWED

| NO. | OPP. AVG. | GAMES | YEAR |
|--------|-----------|-------|------|
| 1. 145 | -- | 19 | 1983 |
| 2. 175 | -- | 38 | 1986 |
| 3. 183 | -- | 31 | 1984 |
| 4. 213 | -- | 40 | 1985 |
| 5. 277 | .199 | 57 | 2013 |

OPPONENT BATTING AVERAGE

| NO. | IP | H-AB | YEAR |
|---------|-------|----------|------|
| 1. .199 | 381.0 | 277-1394 | 2013 |
| 2. .212 | 404.1 | 326-1536 | 2018 |
| .212 | 398.0 | 312-1473 | 2014 |
| 4. .216 | 405.0 | 324-1499 | 1998 |
| 5. .222 | 393.2 | 329-1479 | 2017 |

MOST WALKS ALLOWED

| NO. | IP | GAMES | YEAR |
|--------|-------|-------|------|
| 1. 220 | 356.2 | 55 | 2010 |
| 2. 200 | 376.1 | 57 | 2015 |
| 3. 184 | 374.0 | 57 | 2012 |
| 4. 182 | 394.2 | 57 | 2016 |
| 5. 173 | 393.2 | 58 | 2017 |

MOST RUNS ALLOWED

| NO. | IP | ER | YEAR |
|--------|-------|-----|------|
| 1. 313 | 357.0 | 250 | 2011 |
| 2. 274 | 356.2 | 231 | 2010 |
| 3. 253 | 376.1 | 200 | 2015 |
| 4. 250 | 426.2 | 191 | 2005 |
| 5. 241 | 458.1 | 164 | 2002 |
| 241 | 458.1 | 164 | 2003 |

MOST EARNED RUNS ALLOWED

| NO. | IP | ERA | SV |
|--------|-------|------|------|
| 1. 250 | 357.0 | 4.90 | 2011 |
| 2. 231 | 356.2 | 4.53 | 2010 |
| 3. 200 | 376.1 | 3.72 | 2015 |
| 4. 197 | 368.2 | 3.74 | 2009 |
| 5. 191 | 426.2 | 3.13 | 2005 |

MOST HOME RUNS ALLOWED

| NO. | IP | ER | YEAR |
|-------|-------|-----|------|
| 1. 52 | 376.1 | 200 | 2015 |
| 2. 51 | 381.0 | 145 | 2013 |
| 3. 50 | 357.0 | 250 | 2011 |
| 50 | 368.2 | 197 | 2009 |
| 5. 48 | 356.2 | 231 | 2010 |

BATTERS FACED

| NO. | IP | GAMES | YEAR |
|----------|-------|-------|------|
| 1. 1,891 | 426.2 | 66 | 2005 |
| 2. 1,834 | 419.1 | 62 | 2007 |
| 3. 1,821 | 419.0 | 65 | 2004 |
| 4. 1,779 | 376.1 | 57 | 2015 |
| 5. 1,757 | 394.2 | 57 | 2016 |

CONSECUTIVE SCORELESS INNINGS

| NO. | DATES |
|-----|-----------------|
| 49 | May 13-28, 2005 |

CONSECUTIVE INNINGS WITHOUT AN EARNED RUN

| NO. | DATES |
|-----|-------------------------|
| 64 | Feb. 26 - Mar. 13, 2002 |

MISCELLANEOUS SEASON RECORDS

MOST WINS

| NO. | RECORD | PCT. | YEAR |
|-------|--------|------|------|
| 1. 44 | 44-27 | .619 | 2000 |
| 2. 41 | 41-22 | .681 | 2008 |
| 3. 39 | 39-21 | .650 | 2014 |
| 39 | 39-26 | .600 | 2004 |
| 5. 38 | 38-23 | .623 | 2018 |
| 38 | 38-29 | .567 | 1999 |

FEWEST LOSSES

| NO. | RECORD | PCT. | YEAR |
|-------|--------|------|------|
| 1. 9 | 55-9 | .859 | 2006 |
| 9 | 49-9 | .845 | 2003 |
| 3. 10 | 51-10 | .836 | 2013 |
| 10 | 46-10 | .821 | 2011 |
| 4. 13 | 47-13 | .783 | 2012 |
| 13 | 49-13 | .790 | 2005 |
| 13 | 50-13 | .794 | 2002 |

MOST HOME WINS

| NO. | RECORD | PCT. | YEAR |
|-------|--------|------|------|
| 1. 24 | 24-10 | .706 | 2018 |
| 24 | 24-7 | .774 | 2017 |
| 3. 23 | 23-6 | .793 | 2004 |
| 4. 21 | 21-8 | .724 | 2019 |
| 21 | 21-6 | .778 | 1999 |

FEWEST HOME LOSSES

| NO. | RECORD | PCT. | YEAR |
|------|--------|------|------|
| 1. 1 | 16-1 | .941 | 2012 |
| 2. 2 | 4-2 | .667 | 1982 |
| 3. 5 | 13-5 | .722 | 1986 |
| 5 | 11-5 | .688 | 1985 |
| 5 | 3-5 | .375 | 1983 |

MOST ROAD WINS

| NO. | RECORD | PCT. | YEAR |
|-------|--------|------|------|
| 1. 13 | 13-7 | .650 | 2012 |
| 2. 12 | 12-7 | .632 | 2015 |
| 12 | 12-9 | .571 | 2001 |
| 12 | 12-6 | .667 | 1998 |
| 5. 11 | 11-7 | .611 | 2000 |

FEWEST ROAD LOSSES

| NO. | RECORD | PCT. | YEAR |
|------|--------|------|------|
| 1. 1 | 11-1 | .916 | 2002 |
| 2. 2 | 9-2 | .818 | 2013 |
| 2 | 8-2 | .800 | 2006 |
| 3. 3 | 11-3 | .786 | 2011 |
| 3 | 11-3 | .786 | 2005 |
| 3 | 5-3 | .625 | 2003 |
| 3 | 9-3 | .750 | 1999 |

MOST NEUTRAL WINS

| NO. | RECORD | PCT. | YEAR |
|-------|--------|------|------|
| 1. 14 | 14-9 | .609 | 2000 |
| 2. 13 | 13-8 | .619 | 2003 |
| 3. 12 | 12-11 | .522 | 2002 |
| 12 | 12-4 | .750 | 1985 |
| 5. 11 | 11-8 | .579 | 2008 |
| 11 | 11-9 | .550 | 1999 |

FEWEST NEUTRAL LOSSES

| NO. | RECORD | PCT. | YEAR |
|------|-------------|------|------|
| 1. 2 | 10-2 | .833 | 2013 |
| 2. 3 | 2-3 | .400 | 1984 |
| 3. 4 | Eight Times | | |
| MR: | 6-4 | .600 | 2019 |

TOTAL HOME ATTENDANCE

| NO. | DATES | AVG. | YEAR |
|-----------|-------|------|------|
| 1. 19,302 | 29 | 665 | 2016 |
| 2. 17,954 | 30 | 598 | 2015 |
| 3. 17,110 | 31 | 551 | 2017 |
| 4. 15,446 | 32 | 482 | 2018 |
| 5. 14,438 | 27 | 534 | 2014 |

AVERAGE HOME ATTENDANCE

| NO. | GAMES | TOTAL | YEAR |
|--------|-------|-------|------|
| 1. 665 | 29 | 19302 | 2016 |
| 2. 598 | 30 | 17954 | 2015 |
| 3. 551 | 31 | 17110 | 2017 |
| 4. 534 | 27 | 14438 | 2014 |
| 5. 482 | 32 | 15446 | 2018 |

LONGEST WINNING STREAKS

| NO. | DATES |
|-------|-------------------------|
| 1. 16 | Feb. 17 - Mar. 10, 2017 |
| 16 | Feb. 10 - Mar. 3, 2006 |
| 2. 15 | Feb. 7 - 28, 2014 |
| 15 | Mar. 21 - Apr. 10, 1986 |
| 4. 12 | Mar. 2 - 16, 2018 |
| 12 | Apr. 10 - May 4, 2012 |

LONGEST LOSING STREAKS

| NO. | DATES |
|------|------------------------|
| 1. 7 | Mar. 4 - 17, 2000 |
| 7 | Mar. 9 - 22, 1997 |
| 3. 6 | Apr. 29 - May 8, 2016 |
| 6 | Mar. 23 - Apr. 2, 2016 |
| 6 | Apr. 21 - May 2, 2001 |
| 4. 5 | Apr. 11 - 21, 2007 |
| 5 | Apr. 25 - May 5, 2004 |
| 5 | Apr. 3 - 10, 2004 |
| 5 | Feb. 23 - Mar. 6, 2001 |

CONSECUTIVE GAMES SCORING ONE RUN (SINGLE-SEASON)

| NO. | DATES |
|-------|-------------------------|
| 1. 37 | Feb. 10 - Apr. 10, 2011 |
| 2. 36 | Feb. 4 - Mar. 22, 1998 |
| 3. 35 | Feb. 9 - Apr. 6, 2012 |
| 4. 28 | Feb. 17 - Mar. 30, 2018 |
| 28 | Mar. 19 - May 17, 2009 |

CONSECUTIVE GAMES SCORING ONE RUN (OVERALL)

| NO. | DATES |
|-------|-------------------------------|
| 1. 43 | Apr. 23, 1997 - Mar. 22, 1998 |
| 2. 37 | Feb. 10 - Apr. 10, 2011 |
| 3. 36 | May 21, 2011 - Apr. 6, 2012 |
| 36 | Feb. 4 - Mar. 22, 1998 |
| 5. 35 | Feb. 9 - Apr. 6, 2012 |

10-GAME WINNING STREAKS

| NO. | DATES |
|-------|-------------------------|
| 1. 16 | Feb. 17 - Mar. 10, 2017 |
| 16 | Feb. 10 - Mar. 3, 2006 |
| 3. 15 | Feb. 7 - 28, 2014 |
| 15 | Mar. 21 - Apr. 10, 1986 |
| 5. 12 | Mar. 2 - 16, 2018 |
| 12 | Apr. 10 - May 4, 2012 |
| 7. 11 | Feb. 8 - 17, 2008 |
| 11 | Feb. 16 - Mar. 8, 2003 |
| 9. 10 | Feb. 5 - 26, 2016 |
| 10 | Apr. 20 - May 13, 2004 |

SINGLE GAME RECORDS

BATTING

AT BATS

| | | | | |
|--|---|------------------|------------|---------------|
| 1. | 7 | Olivia Golden | Kentucky | May 7, 2017 |
| 2. | 6 | 28 Times* | | |
| MR: Montana Davidson at Alabama Mar. 31, 2019 | | | | |
| | | Emily Heimberger | at Alabama | Mar. 31, 2019 |

HITS

| | | | | |
|---|---|------------------|-------------------|----------------------|
| 1. | 5 | Julia Echols | at Missouri | Apr. 11, 2015 |
| | 5 | Shawna Feldt | at Georgia Tech | Mar. 22, 1998 |
| 3. | 4 | 28 Times* | | |
| MR: Emily Heimberger at Alabama Mar. 31, 2019 | | | | |
| | | Fa Leilua | at Alabama | Mar. 31, 2019 |

DOUBLES

| | | | | |
|--|---|--------------|-----------|---------------|
| 1. | 3 | Jenny Hehnke | vs. Tulsa | Feb. 23, 1997 |
| 2. | 2 | 61 Times* | | |
| MR: Kat Moore SE Louisiana Feb. 24, 2019 | | | | |

TRIPLES

| | | | | |
|-------------------------------------|---|--------------|----------|--------------|
| 1. | 3 | Haylee Guess | Ole Miss | Apr. 7, 2007 |
| 2. | 2 | 11 Times* | | |
| MR: Kat Moore Tennessee May 5, 2018 | | | | |

HOME RUNS

| | | | | |
|---|---|---------------------|-----------------------|----------------------|
| 1. | 3 | Mia Davidson | vs. Washington | Feb. 14, 2019 |
| 2. | 2 | 36 times | | |
| MR: Mia Davidson Memphis Apr. 10, 2019 | | | | |

TOTAL BASES

| | | | | |
|----|----|---------------------|-----------------------|----------------------|
| 1. | 12 | Mia Davidson | vs. Washington | Feb. 14, 2019 |
| 2. | 10 | Jessica Cooley | Jackson State | Apr. 10, 2012 |
| | 10 | Iyhia McMichael | vs. Samford | Feb. 16, 2003 |

RUNS SCORED

| | | | | |
|---|---|----------------|-------------------|--------------|
| 1. | 5 | Michelle Gates | vs. Alabama State | Mar. 1, 1997 |
| 2. | 4 | 10 Times* | | |
| MR: Kat Moore vs. Jacksonville St. Apr. 3, 2019 | | | | |

RUNS BATTED IN

| | | | | |
|--|---|-----------------|-------------|---------------|
| 1. | 7 | Haylee Guess | vs. Pacific | May 18, 2007 |
| | 7 | Iyhia McMichael | vs. Samford | Feb. 16, 2003 |
| 3. | 6 | Seven Times* | | |
| MR: Kat Moore at Alabama Mar. 31, 2019 | | | | |

WALKS

| | | | | |
|--|---|--------------|-----|---------------|
| 1. | 4 | Katie Cooley | LSU | Mar. 30, 2005 |
| 2. | 3 | 46 Times* | | |
| MR: Mia Davidson Valparaiso Feb. 9, 2019 | | | | |

HIT BY PITCH

| | | | | |
|--|---|------------|--|--|
| 1. | 3 | Five times | | |
| MR: Sarai Niu vs. Baylor Feb. 27, 2016 | | | | |

STRIKEOUTS

| | | | | |
|---|---|---------------|-----|--------------|
| 1. | 5 | Briana Bell | LSU | Mar. 8, 2013 |
| 2. | 4 | Loryn Nichols | LSU | Mar. 8, 2013 |
| 3. | 3 | 102 Times* | | |
| MR: Fa Leilua vs. Washington Feb. 14, 2019 | | | | |

STOLEN BASES

| | | | | |
|--|---|------------------|------------------|--------------|
| 1. | 5 | Chelsea Bramlett | Louisiana-Monroe | Feb. 8, 2009 |
| 2. | 4 | Six Times* | | |
| MR: Loryn Nichols Saint Louis Feb. 8, 2015 | | | | |

SACRIFICE HITS

| | | | | |
|--|---|----------------|----------|---------------|
| 1. | 3 | Melissa Massey | vs. Utah | Feb. 26, 2005 |
| 2. | 2 | 17 Times* | | |
| MR: Carolina Seitz Ole Miss Apr. 4, 2016 | | | | |

SACRIFICE FLIES

| | | | | |
|----|---|-----------------|------------------|---------------|
| 1. | 2 | Calyn Adams | Sam Houston St. | Mar. 4, 2018 |
| | 2 | Nakita Boyce | at Southern Miss | Apr. 24, 2007 |
| | 2 | Michelle Kinney | Arkansas | Apr. 16, 2005 |
| | 2 | Katie Cooley | Tennessee St. | Feb. 19, 2006 |

PITCHING

INNINGS PITCHED

| | | | | |
|----|------|-----------------|---------|---------------|
| 1. | 14.0 | Alison Owen | LSU | Mar. 8, 2013 |
| 2. | 13.1 | Alexis Silkwood | Auburn | Mar. 18, 2016 |
| 3. | 12.0 | Alexis Silkwood | Samford | Mar. 4, 2017 |

HITS ALLOWED

| | | | | |
|--------------------------------------|----|--------------------|-----------------|----------------------|
| 1. | 14 | Alyssa Loza | Ole Miss | Apr. 19, 2019 |
| | 14 | Alexis Silkwood | Missouri | Apr. 4, 2014 |
| | 14 | Kelli Miller | Alabama | Apr. 9, 2004 |
| 4. | 13 | Three Times* | | |
| MR: Alexis Silkwood LSU Apr. 8, 2015 | | | | |

RUNS ALLOWED

| | | | | |
|---------------------------------------|----|--------------------|-----------------|----------------------|
| 1. | 13 | Alyssa Loza | Ole Miss | Apr. 19, 2019 |
| 2. | 11 | Four Times* | | |
| MR: Regan Green Alabama Mar. 17, 2017 | | | | |

EARNED RUNS ALLOWED

| | | | | |
|----|----|--------------------|-----------------|----------------------|
| 1. | 13 | Alyssa Loza | Ole Miss | Apr. 19, 2019 |
| 2. | 11 | Holly Ward | Florida | Mar. 28, 2015 |
| | 11 | Lindsey Dunlap | vs. Washington | Feb. 12, 2011 |

WALKS

| | | | | |
|----|----|-----------------------|---------------------|----------------------|
| 1. | 14 | Emily Williams | at Alabama | Mar. 31, 2019 |
| 2. | 12 | Emily Williams | at Tennessee | Apr. 14, 2019 |
| | 12 | Emily Williams | at Florida | May 3, 2019 |

STRIKEOUTS

| | | | | |
|----|----|-----------------|------------------------|---------------|
| 1. | 16 | Alison Owen | vs. SIU-Edwardsville | Feb. 24, 2013 |
| 2. | 15 | Alison Owen | vs. Wichita State | Feb. 23, 2013 |
| | 15 | Alexis Silkwood | Mississippi Valley St. | Feb. 5, 2015 |

HOME RUNS ALLOWED

| | | | | |
|--|---|-------------|--------------|---------------|
| 1. | 5 | Alison Owen | at Tennessee | Apr. 19, 2014 |
| 2. | 4 | Six Times* | | |
| MR: Alexis Silkwood Illinois Feb. 13, 2015 | | | | |

WILD PITCHES

| | | | | |
|----|---|--------------------|-------------------|----------------------|
| 1. | 3 | Grace Fagan | at Alabama | Mar. 30, 2019 |
| | 3 | Kylie Vry | at Kentucky | Mar. 26, 2011 |
| | 3 | Stephanie Becker | vs. Georgetown | Mar. 13, 2010 |
| | 3 | Kelsey Nurnberg | Arkansas | May 4, 2007 |

FIELDING

PUTOUTS

| | | | | |
|----|----|------------------|--------------|---------------|
| 1. | 20 | Logan Foulks | Lipscomb | Feb. 17, 2013 |
| 2. | 18 | Kate Jaspers | Georgia Tech | May 8, 2004 |
| 3. | 17 | Sarai Niu | LSU | Apr. 16, 2016 |
| | 17 | Sammie Jo Bailey | vs. Nebraska | Feb. 24, 2007 |

ASSISTS

| | | | | |
|--|----|----------------|-------------------|---------------|
| 1. | 10 | Caroline Seitz | Stephen F. Austin | Feb. 11, 2017 |
| 2. | 9 | Karrie Rider | at Alabama | Apr. 24, 1999 |
| 3. | 8 | 13 Times* | | |
| MR: Reggie Harrison Kentucky May 7, 2017 | | | | |

ERRORS

| | | | | |
|---|---|--------------|----------|---------------|
| 1. | 4 | Jenny Hehnke | Arkansas | Mar. 29, 1997 |
| 2. | 3 | 11 Times* | | |
| MR: Reggie Harrison North Florida Feb. 24, 2017 | | | | |

PASSED BALLS

| | | | | |
|--|---|----------|--|--|
| 1. | 2 | 14 times | | |
| MR: Mia Davidson LSU Apr. 6, 2019 | | | | |

*Some single-game record data prior to 2004 is not available.

BATTING SEASON RECORDS

BATTING AVERAGE (MIN. 50 AT BATS)

| NO. | NAME | H-AB | YEARS |
|-----|------|------------------|---------|
| 1. | .536 | Chelsea Bramlett | 98-183 |
| 2. | .486 | Chelsea Bramlett | 88-181 |
| 3. | .475 | Iyhia McMichael | 87-183 |
| 4. | .450 | Chelsea Bramlett | 90-200 |
| 5. | .443 | Kellie Wilkerson | 90-203 |
| 6. | .431 | Kellie Wilkerson | 78-181 |
| 7. | .427 | Keri McCallum | 67-157 |
| 8. | .419 | Kellie Wilkerson | 70-167 |
| 9. | .419 | Kellie Wilkerson | 80-191 |
| 10. | .412 | Keri McCallum | 100-243 |

AT BATS

| NO. | NAME | H | YEAR |
|-----|------|------------------|------|
| 1. | 243 | Keri McCallum | 100 |
| 2. | 235 | Keri McCallum | 88 |
| 3. | 216 | Karrie Rider | 66 |
| 4. | 215 | Chelsea Bramlett | 83 |
| 5. | 211 | Michelle Gates | 62 |
| 6. | 210 | Jenny Hehnke | 65 |
| 7. | 209 | Courtney Bures | 81 |
| 8. | 208 | Jennifer Nelson | 70 |
| 9. | 207 | Iyhia McMichael | 69 |
| 10. | 206 | Jenny Hehnke | 66 |

HITS

| NO. | NAME | AB | YEAR |
|-----|------------------|------------------|------|
| 1. | 100 | Keri McCallum | 243 |
| 2. | 98 | Chelsea Bramlett | 183 |
| 3. | 90 | Kellie Wilkerson | 203 |
| 90 | Chelsea Bramlett | 200 | 2008 |
| 5. | 88 | Keri McCallum | 235 |
| 88 | Chelsea Bramlett | 181 | 2009 |
| 7. | 87 | Iyhia McMichael | 183 |
| 8. | 83 | Chelsea Bramlett | 215 |
| 9. | 81 | Courtney Bures | 209 |
| 10. | 80 | Kellie Wilkerson | 191 |

DOUBLES

| NO. | NAME | AB | YEAR |
|-----|------------------|-------------------|------|
| 1. | 22 | Keri McCallum | 235 |
| 2. | 20 | Caroline Seitz | 188 |
| 3. | 18 | Jennifer Waterman | 143 |
| 18 | Kellie Wilkerson | 191 | 2002 |
| 5. | 17 | Kellie Wilkerson | 203 |
| 6. | 16 | Michelle Gates | 56 |
| 16 | Iyhia McMichael | 183 | 2004 |
| 16 | Courtney Bures | 209 | 2005 |
| 9. | 15 | Reggie Harrison | 165 |
| 15 | Caroline Seitz | 195 | 2015 |
| 15 | Iyhia McMichael | 207 | 2002 |
| 15 | Michelle Gates | 184 | 1998 |
| 15 | Michelle Gates | 190 | 1999 |

TRIPLES

| NO. | NAME | AB | YEAR |
|-----|-------------------|-----------------|------|
| 1. | 11 | Keri McCallum | 243 |
| 11 | Keri McCallum | 157 | 1997 |
| 3. | 10 | Keri McCallum | 235 |
| 10 | Michelle Gates | 184 | 1998 |
| 10 | Iyhia McMichael | 183 | 2004 |
| 6. | 8 | Iyhia McMichael | 207 |
| 8 | Katie Anne Bailey | 178 | 2015 |
| 8. | 7 | Melanie Morgan | -- |
| 7 | Jennifer Nelson | 208 | 2003 |
| 10. | 6 | Seven times | |
| MR: | Kayla Winkfield | 179 | 2016 |

HOME RUNS

| NO. | NAME | AB | YEAR |
|-----|------------------|------------------|------|
| 1. | 26 | Mia Davidson | 169 |
| 2. | 22 | Fa Leilua | 177 |
| 3. | 19 | Mia Davidson | 189 |
| 4. | 18 | Iyhia McMichael | 186 |
| 5. | 17 | Courtney Bures | 209 |
| 6. | 15 | Jessica Cooley | 158 |
| 7. | 14 | Kellie Wilkerson | 167 |
| 8. | 13 | Kat Moore | 169 |
| 13 | Caroline Seitz | 195 | 2015 |
| 13 | Kellie Wilkerson | 203 | 1999 |
| 13 | Logan Foulks | 171 | 2013 |

TOTAL BASES

| NO. | NAME | AB | YEAR |
|-----|-----------------|------------------|------|
| 1. | 158 | Courtney Bures | 209 |
| 2. | 153 | Iyhia McMichael | 183 |
| 3. | 152 | Kellie Wilkerson | 203 |
| 4. | 149 | Mia Davidson | 169 |
| 149 | Iyhia McMichael | 186 | 2003 |
| 6. | 145 | Keri McCallum | 243 |
| 7. | 144 | Mia Davidson | 189 |
| 8. | 134 | Fa Leilua | 177 |
| 9. | 130 | Keri McCallum | 235 |
| 10. | 129 | Kellie Wilkerson | 191 |

RUNS BATTED IN

| NO. | NAME | H | YEAR |
|-----|-----------------|-------------------|------|
| 1. | 65 | Kellie Wilkerson | 90 |
| 2. | 64 | Mia Davidson | 63 |
| 3. | 63 | Iyhia McMichael | 75 |
| 4. | 56 | Courtney Bures | 64 |
| 5. | 55 | Jennifer Waterman | 63 |
| 6. | 54 | Courtney Bures | 81 |
| 7. | 50 | Ka'ili Smith | 53 |
| 8. | 52 | Fa Leilua | 61 |
| 9. | 48 | Mia Davidson | 70 |
| 48 | Michelle Gates | 62 | 1997 |
| 48 | Iyhia McMichael | 69 | 2002 |

RUNS SCORED

| NO. | NAME | AB | YEAR |
|-----|------------------|------------------|------|
| 1. | 83 | Iyhia McMichael | 183 |
| 2. | 64 | Keri McCallum | 243 |
| 3. | 63 | Iyhia McMichael | 186 |
| 4. | 57 | Keri McCallum | 235 |
| 5. | 56 | Chelsea Bramlett | 183 |
| 56 | Chelsea Bramlett | 215 | 2007 |
| 7. | 55 | Chelsea Bramlett | 181 |
| 55 | Kellie Wilkerson | 167 | 2001 |
| 9. | 52 | Mia Davidson | 169 |
| 52 | Chelsea Bramlett | 200 | 2008 |

SLUGGING PERCENTAGE

| NO. | NAME | AB | YEAR |
|-----|------|------------------|------|
| 1. | .882 | Mia Davidson | 169 |
| 2. | .836 | Iyhia McMichael | 183 |
| 3. | .801 | Iyhia McMichael | 186 |
| 4. | .766 | Kellie Wilkerson | 167 |
| 5. | .762 | Mia Davidson | 189 |
| 6. | .757 | Fa Leilua | 177 |
| 7. | .756 | Courtney Bures | 209 |
| 8. | .749 | Kellie Wilkerson | 203 |
| 9. | .675 | Kellie Wilkerson | 191 |
| 10. | .668 | Michelle Gates | 184 |

WALKS

| NO. | NAME | YEAR |
|-----|-----------------|------------------|
| 1. | 51 | Sam Lenahan |
| 51 | Iyhia McMichael | 2004 |
| 3. | 50 | Kellie Wilkerson |
| 4. | 49 | Kellie Wilkerson |
| 5. | 48 | Kellie Wilkerson |
| 6. | 44 | Kaili Smith |
| 7. | 40 | Ali Bainbridge |
| 40 | Heidi Shape | 2014 |
| 9. | 39 | Sam Lenahan |
| 10. | 38 | Iyhia McMichael |

HIT BY PITCH

| NO. | NAME | YEAR |
|-----|-----------------|-----------------|
| 1. | 22 | Brittany Bell |
| 2. | 21 | Sarai Niu |
| 21 | Heidi Shape | 2014 |
| 4. | 16 | Julia Echols |
| 5. | 14 | Mia Davidson |
| 14 | Courtney Bures | 2007 |
| 14 | Alexis Silkwood | 2015 |
| 8. | 13 | Reggie Harrison |
| 13 | Brittany Bell | 2009 |
| 13 | Julia Echols | 2015 |

ON-BASE PERCENTAGE (MIN. 50 AT BATS)

| NO. | NAME | AB | YEAR |
|-----|------|------------------|------|
| 1. | .595 | Iyhia McMichael | 183 |
| 2. | .571 | Chelsea Bramlett | 183 |
| 3. | .555 | Kellie Wilkerson | 167 |
| 4. | .553 | Kellie Wilkerson | 181 |
| 5. | .550 | Kellie Wilkerson | 191 |
| 6. | .532 | Chelsea Bramlett | 181 |
| 7. | .525 | Brittany Bell | 152 |
| 8. | .519 | Kellie Wilkerson | 203 |
| 9. | .502 | Sam Lenahan | 148 |
| 10. | .502 | Iyhia McMichael | 186 |

STRIKEOUTS

| NO. | NAME | AB | YEAR |
|-----|----------------|----------------|------|
| 1. | 58 | Chelsea Raines | 154 |
| 2. | 53 | Sam Lenahan | 153 |
| 3. | 50 | Nakita Boyce | 179 |
| 4. | 49 | Lindsay Hunley | 177 |
| 5. | 48 | Nakita Boyce | 182 |
| 6. | 47 | Jessica Cooley | 140 |
| 7. | 45 | Brittany Bell | 146 |
| 45 | Katie Cooley | 153 | 2005 |
| 9. | 42 | Sam Lenahan | 148 |
| 42 | Brittany Gates | 113 | 2009 |

BATTING SEASON (CONT.)

SACRIFICE FLIES

| NO. | NAME | GP | YEAR |
|-----|--------------------------|----|------|
| 1. | 5 Karrie Rider | 71 | 2000 |
| | 5 Kate Jaspers | 63 | 2004 |
| 3. | 4 11 times | | |
| MR: | Mia Davidson & Fa Leilua | | 2019 |

SACRIFICE HITS

| NO. | GP | GP | YEAR |
|-----|--------------------|----|------|
| 1. | 23 Jenny Hehnke | 69 | 2000 |
| 2. | 21 Kate Jaspers | 63 | 2004 |
| | 21 Tracy Clark | 53 | 1997 |
| 4. | 17 Cheri Smith | 59 | 2001 |
| | 17 Karrie Rider | 57 | 1998 |
| 6. | 16 Kim Kimbrough | 56 | 1999 |
| 7. | 14 Jennifer Nelson | 50 | 2002 |
| | 14 Cheri Smith | 67 | 1999 |
| 9. | 13 Lindsay Hunley | 64 | 2005 |
| 10. | 12 Karrie Rider | 67 | 1999 |
| | 12 Karrie Rider | 53 | 1997 |
| | 12 Ali Bainbridge | 63 | 2008 |

STOLEN BASES

| NO. | NAME | ATT | YEAR |
|-----|---------------------|-----|------|
| 1. | 61 Chelsea Bramlett | 64 | 2010 |
| 2. | 54 Chelsea Bramlett | 60 | 2009 |
| 3. | 46 Chelsea Bramlett | 50 | 2007 |
| | 46 Chelsea Bramlett | 50 | 2008 |
| 5. | 41 Iyhia McMichael | 48 | 2004 |
| 6. | 36 Iyhia McMichael | 40 | 2002 |
| | 36 Iyhia McMichael | 37 | 2003 |
| 8. | 35 Kellie Wilkerson | 43 | 2001 |
| 9. | 31 Keri McCallum | 34 | 2000 |
| | 31 Loryn Nichols | 31 | 2015 |

GAMES PLAYED

| NO. | NAME | GS | YEAR |
|-----|--------------------------------|----|------|
| 1. | 71 Keri McCallum | 71 | 2000 |
| | 71 Karrie Rider | 71 | 2000 |
| 3. | 69 Michelle Gates | 69 | 2000 |
| | 69 Jenny Hehnke | 68 | 2000 |
| 5. | 68 Kellie Wilkerson | 68 | 2000 |
| 6. | 67 Eight times | | |
| MR: | Iyhia McMichael & Kate Jaspers | | 2002 |

GAMES STARTED

| NO. | NAME | GP | YEAR |
|-----|---------------------|----|------|
| 1. | 71 Keri McCallum | 71 | 2000 |
| | 71 Karrie Rider | 71 | 2000 |
| 3. | 69 Michelle Gates | 69 | 2000 |
| 4. | 68 Jenny Hehnke | 69 | 2000 |
| | 68 Kellie Wilkerson | 68 | 2000 |
| 6. | 67 Six times | | |
| MR: | Iyhia McMichael | 67 | 2002 |

FIELDING SEASON RECORDS

PUTOUTS

| NO. | NAME | FLD% | YEAR |
|-----|----------------------|------|------|
| 1. | 477 Sammie Jo Bailey | .988 | 2007 |
| 2. | 459 Cheri Smith | .990 | 1999 |
| 3. | 450 Cheri Smith | .979 | 2000 |
| 4. | 447 Kellie Wilkerson | .988 | 2002 |
| 5. | 446 Kate Jaspers | .994 | 2003 |
| 6. | 438 Lindsay Hunley | .996 | 2005 |
| 7. | 434 Sammie Jo Bailey | .980 | 2008 |
| 8. | 421 Nichole Henry | .963 | 1997 |
| 9. | 389 Sam Lenahan | .998 | 2014 |
| 10. | 386 Sarai Niu | .985 | 2018 |

ASSISTS

| NO. | NAME | FLD% | YEAR |
|-----|----------------------|------|------|
| 1. | 193 Courtney Bures | .923 | 2007 |
| 2. | 181 Karrie Rider | .951 | 2000 |
| 3. | 171 Karrie Rider | .939 | 1997 |
| 4. | 168 Courtney Bures | .952 | 2008 |
| 5. | 163 Jennifer Jessup | .940 | 2003 |
| 6. | 157 Michelle Gates | .931 | 2000 |
| 7. | 151 Jessie Bailey | .949 | 2007 |
| 8. | 149 Jennifer Jessup | .939 | 2002 |
| 9. | 147 Michelle Gates | .949 | 1997 |
| 10. | 142 Tanelda McDonald | .966 | 2004 |
| | 142 Michelle Gates | .943 | 1999 |

ERRORS

| NO. | NAME | TC | YEAR |
|-----|---------------------|-----|------|
| 1. | 24 Courtney Bures | 311 | 2007 |
| 2. | 21 Karrie Rider | 281 | 1999 |
| 3. | 20 Reggie Harrison | 219 | 2017 |
| | 20 Chelsea Bramlett | 277 | 2007 |
| 5. | 19 Courtney Bures | 231 | 2005 |
| | 19 Hayle Guess | 182 | 2004 |
| 7. | 17 Nichole Henry | 458 | 1997 |
| | 17 Jennifer Jessup | 279 | 2002 |
| | 17 Chelsea Raines | 111 | 2011 |
| 10. | 16 Seven Times | | |
| MR: | Mia Davidson | 413 | 2018 |

TOTAL CHANCES

| NO. | NAME | FLD% | YEAR |
|-----|----------------------|------|------|
| 1. | 511 Kellie Wilkerson | .988 | 2002 |
| 2. | 499 Cheri Smith | .990 | 1999 |
| 3. | 498 Sammie Jo Bailey | .988 | 2007 |
| 4. | 486 Cheri Smith | .979 | 2000 |
| 5. | 476 Kate Jaspers | .994 | 2003 |
| 6. | 462 Lindsay Hunley | .996 | 2005 |
| 7. | 458 Nichole Henry | .963 | 1997 |
| 8. | 453 Sammie Jo Bailey | .980 | 2008 |
| 9. | 426 Sam Lenahan | .998 | 2014 |
| 10. | 419 Ka'ili Smith | .990 | 2012 |

FIELDING PERCENTAGE (MIN. 150 CHANCES)

| NO. | NAME | PO-A-E | YEAR |
|-----|------------------------|----------|------|
| 1. | .998 Sam Lenahan | 389-36-1 | 2014 |
| 2. | .997 Blair Hewett | 283-27-1 | 2006 |
| 3. | .996 Lindsay Hunley | 438-22-2 | 2005 |
| 4. | .994 Kate Jaspers | 446-27-3 | 2003 |
| 5. | .993 Chelsea Bramlett | 252-19-2 | 2008 |
| 6. | .992 Jennifer Waterman | 343-35-3 | 2004 |
| | .992 Keri McCallum | 204-46-2 | 2000 |
| 8. | .991 Kate Jaspers | 312-8-3 | 2004 |
| 9. | .990 Calyn Adams | 266-34-3 | 2017 |
| | .990 Ka'ili Smith | 382-33-4 | 2012 |
| | .990 Chelsea Bramlett | 286-19-3 | 2009 |



COURTNEY BURES

PITCHING SEASON RECORDS

EARNED RUN AVERAGE (MIN. 50 IP)

| | NO. | NAME | IP | YEARS |
|-----|------|-------------------|-------|-------|
| 1. | 0.79 | Kim Davis | 97.2 | 1986 |
| 2. | 1.04 | Cathy Pippins | 87.1 | 1986 |
| 3. | 1.07 | Autumn Anderson | 275.2 | 1998 |
| 4. | 1.43 | Holly Ward | 186.0 | 2018 |
| 5. | 1.58 | Kim Davis | 141.1 | 1985 |
| 6. | 1.59 | Vicki Bonar | 132.0 | 1985 |
| 7. | 1.61 | Kathleen Tindle | 72.2 | 1986 |
| 8. | 1.74 | Emily Williams | 52.1 | 2018 |
| 9. | 1.75 | Stephanie Comeaux | 155.2 | 2006 |
| 10. | 1.78 | Ragan Blake | 192.2 | 2006 |
| | 1.78 | Kellie Wilkerson | 74.2 | 2002 |

WINS

| NO. | NAME | RECORD | YEAR | |
|-----|------|------------------|-------|------|
| 1. | 26 | Jennifer Pursell | 26-16 | 2000 |
| | 26 | Autumn Anderson | 26-13 | 1998 |
| 3. | 25 | Alexis Silkwood | 25-13 | 2015 |
| 4. | 23 | Autumn Anderson | 23-13 | 1999 |
| 5. | 22 | Melissa Massey | 22-12 | 2003 |
| 6. | 20 | Misty Flesher | 20-10 | 2008 |
| | 20 | Kasey Whitehead | 20-14 | 2002 |
| 8. | 18 | Alison Owen | 18-12 | 2014 |
| | 18 | Stephanie Becker | 18-10 | 2012 |
| | 18 | Kelli Miller | 18-11 | 2007 |
| | 18 | Melissa Massey | 18-9 | 2004 |

CONSECUTIVE VICTORIES

| NO. | NAME | DATES |
|-----|------|--|
| 1. | 10 | Stephanie Comeaux Feb. 10 - Mar. 5, 2006 |
| | 10 | Michelle Gates Feb. 26 - Mar. 28, 1997 |
| 3. | 9 | Alexis Silkwood Feb. 10 - Mar. 4, 2017 |
| | 9 | Alison Owen Feb. 9 - Mar. 6, 2013 |
| | 9 | Melissa Massey Feb. 9 - Mar. 8, 2003 |
| 6. | 8 | Ragan Blake Feb. 10 - Mar. 1, 2006 |
| | 8 | Melissa Massey Apr. 3 - May 8, 2004 |
| | 8 | Kellie Wilkerson Feb. 18 - Apr. 19, 2001 |
| | 8 | Autumn Anderson Feb. 12 - Mar. 6, 1999 |
| 10. | 7 | Alyssa Loza Feb. 16 - Apr. 19, 2019 |
| | 7 | Kelsey Nurnberg Feb. 8 - Feb. 23, 2008 |
| | 7 | Kasey Whitehead Mar. 24 - Apr. 11, 2002 |
| | 7 | Jennifer Pursell Feb. 13 - Mar. 4, 2000 |

LOSSES

| | NO. | NAME | RECORD | YEAR |
|----|-----|------------------|--------|------|
| 1. | 16 | Alexis Silkwood | 26-16 | 2015 |
| | 16 | Lindsey Dunlap | 17-16 | 2009 |
| | 16 | Jennifer Pursell | 26-16 | 2000 |
| 4. | 15 | Ragan Blake | 16-15 | 2006 |
| 5. | 14 | Melissa Massey | 8-14 | 2002 |
| | 14 | Kasey Whitehead | 20-14 | 2002 |
| 7. | 13 | Alexis Silkwood | 4-13 | 2016 |
| | 13 | Alison Owen | 17-13 | 2013 |
| | 13 | Jennifer Pursell | 16-13 | 2001 |
| | 13 | Autumn Anderson | 23-13 | 1999 |
| | 13 | Autumn Anderson | 26-13 | 1998 |



STEPHANIE COMEAUX

SAVES

| | NO. | NAME | APP | YEAR |
|-----|-----|------------------|-----|------|
| 1. | 14 | Kellie Wilkerson | 41 | 2002 |
| 2. | 10 | Sara Hickerson | 45 | 2007 |
| | 10 | Kellie Wilkerson | 31 | 2001 |
| 4. | 8 | Kellie Wilkerson | 33 | 1999 |
| 5. | 7 | Ragan Blake | 28 | 2005 |
| 6. | 5 | Emily Williams | 39 | 2019 |
| | 5 | Alexis Silkwood | 38 | 2017 |
| | 5 | Alison Owen | 43 | 2013 |
| | 5 | Stephanie Owens | 16 | 2003 |
| 10. | 4 | Six Times | | |
| | MR: | Grace Fagan | 28 | 2019 |

APPEARANCES

| | NO. | NAME | IP | YEAR |
|----|-----|------------------|-------|------|
| 1. | 53 | Kasey Whitehead | 221.2 | 2002 |
| 2. | 51 | Autumn Anderson | 254.0 | 1999 |
| 3. | 50 | Jennifer Pursell | 256.2 | 2000 |
| | 50 | Autumn Anderson | 275.2 | 1998 |
| 5. | 45 | Sara Hickerson | 100.2 | 2007 |
| 6. | 44 | Alexis Silkwood | 235.2 | 2015 |
| 7. | 43 | Alison Owen | 204.2 | 2013 |
| | 43 | Stephanie Becker | 182.2 | 2012 |
| | 43 | Lindsey Dunlap | 217.2 | 2009 |
| | 43 | Jennifer Pursell | 198.0 | 2001 |

INNINGS PITCHED

| | NO. | NAME | APP | YEAR |
|-----|-------|------------------|-----|------|
| 1. | 275.2 | Autumn Anderson | 50 | 1998 |
| 2. | 256.2 | Jennifer Pursell | 50 | 2000 |
| 3. | 254.0 | Autumn Anderson | 51 | 1999 |
| 4. | 235.2 | Alexis Silkwood | 44 | 2015 |
| 5. | 221.2 | Kasey Whitehead | 53 | 2002 |
| 6. | 217.2 | Lindsey Dunlap | 43 | 2009 |
| 7. | 204.2 | Alison Owen | 43 | 2013 |
| 8. | 198.2 | Melissa Massey | 41 | 2003 |
| 9. | 198.0 | Jennifer Pursell | 43 | 2001 |
| 10. | 192.2 | Ragan Blake | 37 | 2006 |

GAMES STARTED

| | NO. | NAME | APP | YEAR |
|-----|-----|------------------|-----|------|
| 1. | 38 | Autumn Anderson | 51 | 1999 |
| 2. | 36 | Stephanie Becker | 43 | 2012 |
| 3. | 35 | Jennifer Pursell | 50 | 2000 |
| 4. | 34 | Kasey Whitehead | 53 | 2002 |
| | 34 | Melissa Massey | 41 | 2003 |
| 6. | 32 | Melissa Massey | 37 | 2004 |
| | 32 | Alexis Silkwood | 44 | 2015 |
| 8. | 31 | Kelli Miller | 38 | 2007 |
| | 31 | Jennifer Pursell | 43 | 2001 |
| 10. | 30 | Kelsev Nurnberg | 38 | 2008 |

COMPLETE GAMES

| | NO. | NAME | GS | YEAR |
|-----|-----|------------------|----|------|
| 1. | 25 | Autumn Anderson | 29 | 1998 |
| | 25 | Jennifer Pursell | 35 | 2000 |
| 3. | 24 | Alexis Silkwood | 35 | 2015 |
| 4. | 20 | Michelle Gates | 26 | 1997 |
| | 20 | Lindsey Dunlap | 28 | 2009 |
| | 20 | Ragan Blake | 29 | 2006 |
| 7. | 19 | Autumn Anderson | 38 | 1999 |
| 8. | 18 | Kim Davis | -- | 1985 |
| | 18 | Alison Owen | 27 | 2013 |
| 10. | 17 | Vicki Bonar | -- | 1985 |

SHUTOUTS

| | NO. | NAME | GS | YEAR |
|----|-----|------------------|----|------|
| 1. | 9 | Holly Ward | 23 | 2018 |
| 2. | 8 | Autumn Anderson | 29 | 1998 |
| 3. | 7 | Jennifer Pursell | 35 | 2000 |
| | 7 | Ragan Blake | 29 | 2006 |
| 5. | 6 | Misty Flesher | 28 | 2008 |
| | 6 | Melissa Massey | 34 | 2003 |
| 7. | 5 | Seven Times | | |
| | MR: | Cassady Knudsen | 19 | 2018 |

PITCHING SEASON RECORDS (CONT.)

STRIKEOUTS

| | NO. | NAME | IP | YEAR |
|-----|-----|------------------|-------|------|
| 1. | 250 | Alison Owen | 204.2 | 2013 |
| 2. | 246 | Autumn Anderson | 275.2 | 1998 |
| 3. | 223 | Alison Owen | 176.1 | 2014 |
| 4. | 199 | Alexis Silkwood | 235.2 | 2015 |
| 5. | 183 | Ragan Blake | 192.2 | 2006 |
| 6. | 173 | Holly Ward | 186.0 | 2018 |
| 7. | 167 | Alexis Silkwood | 153.1 | 2014 |
| 8. | 163 | Stephanie Becker | 182.2 | 2012 |
| 9. | 161 | Lindsey Dunlap | 217.2 | 2009 |
| 10. | 160 | Autumn Anderson | 254.0 | 1999 |

STRIKEOUTS LOOKING

| | NO. | NAME | IP | YEAR |
|-----|-----|------------------|-------|------|
| 1. | 55 | Alison Owen | 204.2 | 2013 |
| 2. | 52 | Emily Williams | 171.2 | 2019 |
| 3. | 50 | Ragan Blake | 192.2 | 2006 |
| 4. | 47 | Alison Owen | 176.1 | 2014 |
| 5. | 45 | Lindsey Dunlap | 217.2 | 2009 |
| 6. | 40 | Misty Flesher | 179.1 | 2008 |
| 7. | 35 | Stephanie Becker | 129.0 | 2013 |
| 8. | 34 | Holly Ward | 186.0 | 2018 |
| 9. | 33 | Melissa Massey | 180.0 | 2004 |
| 10. | 31 | Kelli Miller | 165.0 | 2007 |

STRIKEOUTS PER 7 INNINGS (MIN. 50 IP)

| | NO. | NAME | IP | YEAR |
|-----|------|------------------|-------|------|
| 1. | 8.85 | Alison Owen | 176.1 | 2014 |
| 2. | 8.81 | Alison Owen | 198.2 | 2013 |
| 3. | 8.76 | Cassady Knudsen | 108.2 | 2018 |
| 4. | 8.63 | Stephanie Becker | 129.0 | 2013 |
| 5. | 8.16 | Emily Williams | 52.1 | 2018 |
| 6. | 7.85 | Regan Green | 82.0 | 2016 |
| 7. | 7.62 | Alexis Silkwood | 153.1 | 2014 |
| 8. | 7.35 | Cassady Knudsen | 73.1 | 2017 |
| 9. | 7.22 | Kellie Wilkerson | 74.2 | 2002 |
| 10. | 6.71 | Kylie Vry | 122.0 | 2012 |

FEWEST HITS ALLOWED (MIN. 50 IP)

| | NO. | NAME | IP | YEAR |
|-----|-----|-------------------|-------|------|
| 1. | 41 | Jennifer Pursell | 109.0 | 2001 |
| 2. | 44 | Emily Williams | 52.1 | 2018 |
| 3. | 46 | Cassady Knudsen | 73.1 | 2017 |
| 4 | 51 | Holly Ward | 102.1 | 2016 |
| | 51 | Candace Denis | 56.1 | 2018 |
| 6. | 56 | Kellie Wilkerson | 74.2 | 2002 |
| | 56 | Regan Green | 82.0 | 2016 |
| 8. | 58 | Kylie Vry | 80.0 | 2010 |
| 9. | 61 | Lindsey Dunlap | 74.2 | 2010 |
| 10. | 63 | Elizabeth Woolven | 59.2 | 2008 |

OPPONENT'S BATTING AVERAGE (MIN. 50 IP)

| | NO. | NAME | IP | YEAR |
|-----|------|------------------|-------|------|
| 1. | .176 | Alison Owen | 198.2 | 2013 |
| 2. | .181 | Cassady Knudsen | 73.1 | 2017 |
| 3. | .186 | Regan Green | 82.0 | 2016 |
| 4. | .195 | Autumn Anderson | 275.2 | 1998 |
| 5. | .201 | Kellie Wilkerson | 74.2 | 2002 |
| 6. | .202 | Emily Williams | 171.2 | 2019 |
| 7. | .204 | Holly Ward | 186.0 | 2018 |
| 8. | .207 | Alexis Silkwood | 153.1 | 2014 |
| 9. | .210 | Cassady Knudsen | 108.2 | 2018 |
| 10. | .212 | Alison Owen | 176.1 | 2014 |

FEWEST WALKS (MIN. 50 IP)

| | NO. | NAME | IP | YEAR |
|----|-----|-------------------|-------|------|
| 1. | 16 | Melissa Massey | 66.1 | 2005 |
| 2. | 18 | Stephanie Comeaux | 82.1 | 2004 |
| | 18 | Regan Blake | 76.0 | 2005 |
| 4. | 20 | Candace Denis | 56.1 | 2018 |
| | 20 | Kellie Wilkerson | 74.2 | 2002 |
| 6. | 21 | Kellie Miller | 135.0 | 2005 |
| | 21 | Kelsey Nurnberg | 107.0 | 2007 |
| 8. | 22 | Alyssa Loza | 80.1 | 2019 |
| | 22 | Allison Own | 198.2 | 2013 |
| | 22 | Kelli Miller | 131.1 | 2004 |

FEWEST RUNS ALLOWED (MIN. 50 IP)

| | NO. | NAME | IP | YEAR |
|-----|-----|-------------------|-------|------|
| 1. | 21 | Emily Williams | 52.1 | 2018 |
| 2. | 23 | Elizabeth Woolven | 59.2 | 2008 |
| 3. | 27 | Cassady Knudsen | 73.1 | 2017 |
| 4. | 30 | Candace Denis | 56.1 | 2018 |
| 5. | 31 | Jennifer Pursell | 109.0 | 2001 |
| 6. | 33 | Ragan Blake | 76.0 | 2005 |
| 7. | 34 | Regan Green | 82.0 | 2016 |
| | 34 | Jenny Hehnke | 61.0 | 1997 |
| 9. | 36 | Kellie Wilkerson | 74.2 | 2002 |
| 10. | 41 | Stephanie Comeaux | 82.1 | 2004 |

HOME RUNS ALLOWED

| | NO. | NAME | IP | YEAR |
|-----|-----|------------------|-------|------|
| 1. | 29 | Alison Owen | 176.1 | 2014 |
| 2. | 27 | Lindsey Dunlap | 217.2 | 2009 |
| 3. | 26 | Alison Owen | 198.2 | 2013 |
| 4. | 23 | Emily Williams | 171.2 | 2019 |
| | 23 | Alexis Silkwood | 235.2 | 2015 |
| 6. | 21 | Stephanie Becker | 122.1 | 2011 |
| 7. | 20 | Stephanie Becker | 129.0 | 2013 |
| | 20 | Autumn Anderson | 254.0 | 1999 |
| | 20 | Melissa Massey | 180.0 | 2004 |
| 10. | 19 | Kelsey Nurnberg | 124.1 | 2009 |
| | 19 | Ragan Blake | 192.2 | 2006 |

WILD PITCHES


| | NO. | NAME | IP | YEAR |
|----|-----|-----------------|-------|------|
| 1. | 29 | Melissa Massey | 198.2 | 2003 |
| 2. | 20 | Kylie Vry | 121.0 | 2011 |
| 3. | 18 | Kylie Vry | 80.0 | 2010 |
| 4. | 14 | Alicia Judd | 143.1 | 1997 |
| | 14 | Iyhia McMichael | 36.2 | 2001 |
| 6. | 13 | Kelli Miller | 131.1 | 2004 |
| | 13 | Sara Hickerson | 100.2 | 2007 |
| 8. | 12 | Kelsey Nurnberg | 173.1 | 2008 |
| | 12 | Ragan Blake | 192.2 | 2006 |
| | 12 | Alexis Silkwood | 153.1 | 2014 |

HIT BATTERS

| | NO. | NAME | IP | YEAR |
|----|-----|------------------|-------|------|
| 1. | 23 | Lindsey Dunlap | 217.2 | 2009 |
| | 23 | Stephanie Becker | 182.2 | 2012 |
| 3. | 19 | Alexis Silkwood | 235.2 | 2015 |
| | 19 | Lindsey Dunlap | 74.2 | 2010 |
| 5. | 18 | Holly Ward | 64.1 | 2015 |
| 6. | 17 | Stephanie Becker | 129.0 | 2013 |
| | 17 | Alison Owen | 198.2 | 2013 |
| 8. | 14 | Emily Williams | 171.2 | 2019 |
| 9. | 13 | Alyssa Loza | 76.1 | 2019 |
| | 13 | Alison Owen | 176.1 | 2014 |
| | 13 | Kylie Vrv | 122.0 | 2012 |

CONSECUTIVE SCORELESS INNINGS

| | NO. | NAME | DATES |
|----|------|------------------|-------------------------|
| 1. | 33.1 | Alexis Silkwood | Feb. 7 - Mar. 1, 2014 |
| 2. | 29.0 | Autumn Anderson | May 8 - May 10, 1998 |
| 3. | 26.1 | Cassady Knudsen | Feb. 9 - Feb. 24, 2018 |
| | 26.1 | Kellie Wilkerson | Feb. 6 - Mar. 27, 2001 |
| 5. | 25.0 | Jennifer Pursell | Apr. 22 - May 11, 2001 |
| 6. | 24.1 | Kelli Miller | Feb. 9 - Feb. 16, 2007 |
| 7. | 23.1 | Alison Owen | Feb. 17 - Mar. 1, 2013 |
| 8. | 21.2 | Kelsey Nurnberg | Feb. 8 - Feb. 10, 2008 |
| 9. | 21.1 | Autumn Anderson | Mar. 24 - Mar. 27, 1998 |
| | 21.1 | Autumn Anderson | Feb. 21 - Feb. 28, 1998 |



EMILY WILLIAMS

BATTING CAREER RECORDS

BATTING AVERAGE (MIN. 200 AB)

| NO. | NAME | H-AB | YEARS |
|-----|--------------------------|----------------|-----------------|
| 1. | .461 Chelsea Bramlett | 359-779 | 2007-10 |
| 2. | .429 Kellie Wilkerson | 318-742 | 1999-02 |
| 3. | .390 Keri McCallum | 319-818 | 1997-00 |
| 4. | .382 Iyhia McMichael | 292-765 | 2001-04 |
| 5. | .372 Mia Davidson | 133-358 | 2018-Pr. |
| | .372 Courtney Bures | 281-755 | 2005-08 |
| 7. | .341 Jenny Hehnke | 264-775 | 1997-00 |
| 8. | .339 Ka'ili Smith | 220-649 | 2009-12 |
| 9. | .332 Michelle Gates | 255-767 | 1997-00 |
| 10. | .324 Kat Moore | 176-544 | 2016-19 |

HITS

| NO. | NAME | AB | YEAR |
|-----|----------------------|-----|---------|
| 1. | 359 Chelsea Bramlett | 779 | 2007-10 |
| 2. | 319 Keri McCallum | 818 | 1997-00 |
| 3. | 318 Kellie Wilkerson | 742 | 1999-02 |
| 4. | 292 Iyhia McMichael | 765 | 2001-04 |
| 5. | 281 Courtney Bures | 755 | 2005-08 |
| 6. | 264 Jenny Hehnke | 775 | 1997-00 |
| 7. | 255 Michelle Gates | 767 | 1997-00 |
| 8. | 232 Caroline Seitz | 736 | 2014-17 |
| 9. | 223 Hayle Guess | 730 | 2004-08 |
| 10. | 220 Ka'ili Smith | 649 | 2009-12 |

AT BATS

| NO. | NAME | H | YEAR |
|-----|----------------------|-----|---------|
| 1. | 818 Keri McCallum | 319 | 1997-00 |
| 2. | 779 Chelsea Bramlett | 359 | 2007-10 |
| 3. | 775 Jenny Hehnke | 264 | 1997-00 |
| 4. | 767 Michelle Gates | 255 | 1997-00 |
| 5. | 765 Iyhia McMichael | 292 | 2001-04 |
| 6. | 755 Courtney Bures | 281 | 2005-08 |
| 7. | 742 Kellie Wilkerson | 318 | 1999-02 |
| 8. | 733 Caroline Seitz | 232 | 2014-17 |
| 9. | 730 Hayle Guess | 223 | 2004-08 |
| 10. | 721 Karrie Rider | 187 | 1997-00 |



CHELSEA BRAMLETT

DOUBLES

| NO. | NAME | AB | YEAR |
|-----|----------------------|-----|---------|
| 1. | 61 Kellie Wilkerson | 742 | 1999-02 |
| 2. | 55 Michelle Gates | 767 | 1997-00 |
| 3. | 53 Caroline Seitz | 736 | 2014-17 |
| 4. | 52 Courtney Bures | 755 | 2005-08 |
| 5. | 50 Iyhia McMichael | 765 | 2001-04 |
| | 43 Keri McCallum | 818 | 1997-00 |
| 7. | 41 Ali Bainbridge | 666 | 2008-11 |
| 8. | 37 Sam Lenahan | 613 | 2011-14 |
| 9. | 36 Jennifer Waterman | 591 | 2001-04 |
| 10. | 35 Jenny Hehnke | 775 | 1997-00 |

TRIPLES

| NO. | NAME | AB | YEAR |
|-----|----------------------|-----|---------|
| 1. | 38 Keri McCallum | 818 | 1997-00 |
| 2. | 26 Iyhia McMichael | 765 | 2001-04 |
| 3. | 21 Michelle Gates | 767 | 1997-00 |
| 4. | 15 Courtney Bures | 755 | 2005-08 |
| 5. | 14 Hayle Guess | 730 | 2004-08 |
| 6. | 13 Katie Anne Bailey | 526 | 2014-17 |
| 7. | 12 Nakita Boyce | 596 | 2005-08 |
| 8. | 11 Chelsea Bramlett | 779 | 2007-10 |
| 9. | 10 Kayla Winkfield | 524 | 2013-16 |
| | 10 Jennifer Nelson | 555 | 2000-03 |
| | 10 Meg Hartnett | -- | 1983-86 |
| | 10 Melanie Morgan | -- | 1983-86 |

HOME RUNS

| NO. | NAME | AB | YEAR |
|-----|------------------------|------------|-----------------|
| 1. | 45 Mia Davidson | 358 | 2018-Pr. |
| 2. | 44 Kellie Wilkerson | 742 | 1999-02 |
| 3. | 37 Caroline Seitz | 736 | 2014-17 |
| | 37 Iyhia McMichael | 765 | 2001-04 |
| 5. | 31 Courtney Bures | 755 | 2005-08 |
| 6. | 30 Sam Lenahan | 613 | 2011-14 |
| 7. | 27 Jessica Cooley | 516 | 2010-13 |
| 8. | 22 Fa Leilua | 177 | 2019-Pr. |
| 9. | 20 Logan Foulks | 349 | 2013-14 |
| 10. | 18 Kat Moore | 544 | 2016-19 |
| | 18 Ka'ili Smith | 649 | 2009-12 |
| | 18 Hayle Guess | 730 | 2004-08 |

TOTAL BASES

| NO. | NAME | AB | YEAR |
|-----|----------------------|-----|---------|
| 1. | 529 Kellie Wilkerson | 742 | 1999-02 |
| 2. | 505 Iyhia McMichael | 765 | 2001-04 |
| 3. | 462 Keri McCallum | 818 | 1997-00 |
| 4. | 456 Courtney Bures | 755 | 2005-08 |
| 5. | 412 Chelsea Bramlett | 779 | 2007-10 |
| 6. | 406 Caroline Seitz | 736 | 2014-17 |
| 7. | 400 Michelle Gates | 767 | 1997-00 |
| 8. | 331 Hayle Guess | 730 | 2004-08 |
| 9. | 326 Ka'ili Smith | 649 | 2009-12 |
| | 314 Sam Lenahan | 613 | 2011-14 |

RUNS BATTED IN

| NO. | NAME | H | YEAR |
|-----|-------------------------|------------|-----------------|
| 1. | 193 Courtney Bures | 281 | 2005-08 |
| 2. | 182 Iyhia McMichael | 292 | 2001-04 |
| 3. | 175 Kellie Wilkerson | 318 | 1999-02 |
| 4. | 166 Caroline Seitz | 232 | 2014-17 |
| 5. | 159 Michelle Gates | 255 | 1997-00 |
| 6. | 147 Sam Lenahan | 179 | 2011-14 |
| 7. | 140 Ka'ili Smith | 220 | 2009-12 |
| 8. | 120 Jennifer Waterman | 170 | 2001-04 |
| 9. | 112 Mia Davidson | 133 | 2018-Pr. |
| 10. | 111 Hayle Guess | 730 | 2004-08 |

RUNS SCORED

| NO. | NAME | AB | YEAR |
|-----|----------------------|-----|---------|
| 1. | 219 Chelsea Bramlett | 779 | 2007-10 |
| 2. | 218 Iyhia McMichael | 765 | 2001-04 |
| 3. | 198 Kellie Wilkerson | 742 | 1999-02 |
| 4. | 191 Keri McCallum | 818 | 1997-00 |
| 5. | 160 Courtney Bures | 755 | 2005-08 |
| 6. | 152 Hayle Guess | 730 | 2004-08 |
| 7. | 140 Michelle Gates | 767 | 1997-00 |
| 8. | 129 Ka'ili Smith | 649 | 2009-12 |
| 9. | 127 Ali Bainbridge | 666 | 2008-11 |
| 10. | 122 Brittany Bell | 551 | 2008-12 |

SLUGGING PERCENTAGE

| NO. | NAME | AB | YEAR |
|-----|--------------------------|------------|-----------------|
| 1. | .818 Mia Davidson | 358 | 2018-Pr. |
| 2. | .713 Kellie Wilkerson | 742 | 1999-02 |
| 3. | .660 Iyhia McMichael | 765 | 2001-04 |
| 4. | .604 Courtney Bures | 755 | 2005-08 |
| 5. | .565 Keri McCallum | 818 | 1997-00 |
| 6. | .554 Caroline Seitz | 733 | 2014-17 |
| 7. | .536 Logan Foulks | 349 | 2013-14 |
| 8. | .529 Chelsea Bramlett | 779 | 2007-10 |
| 9. | .522 Michelle Gates | 767 | 1997-00 |
| 10. | .512 Sam Lenahan | 613 | 2011-14 |

WALKS

| NO. | NAME | YEAR |
|-----|----------------------|---------|
| 1. | 177 Kellie Wilkerson | 1999-02 |
| 2. | 146 Iyhia McMichael | 2001-04 |
| 3. | 141 Sam Lenahan | 2011-14 |
| 4. | 111 Ka'ili Smith | 2009-12 |
| 5. | 93 Mackenzie Toler | 2014-16 |
| 6. | 86 Heidi Shape | 2011-14 |
| | 86 Katie Cooley | 2004-07 |
| 8. | 85 Cheri Smith | 1998-01 |
| 9. | 80 Brittany Bell | 2008-12 |
| 10. | 76 Jessica Cooley | 2010-13 |

HIT BY PITCH

| NO. | NAME | YEAR |
|-----|------------------------|-----------------|
| 1. | 52 Brittany Bell | 2008-12 |
| 2. | 48 Sarai Niu | 2016-19 |
| 3. | 36 Heidi Shape | 2011-14 |
| 4. | 33 Keri McCallum | 1997-00 |
| 5. | 32 Julia Echols | 2013-15 |
| 6. | 28 Calyn Adams | 2015-18 |
| | 28 Courtney Bures | 2005-08 |
| 8. | 26 Ali Bainbridge | 2008-11 |
| 9. | 25 Mia Davidson | 2018-Pr. |
| 10. | 24 Sam Lenahan | 2011-14 |

ON-BASE PERCENTAGE (MIN. 200 AB)

| NO. | NAME | AB | YEAR |
|-----|--------------------------|------------|-----------------|
| 1. | .544 Kellie Wilkerson | 742 | 1999-02 |
| 2. | .501 Chelsea Bramlett | 779 | 2007-10 |
| 3. | .481 Iyhia McMichael | 765 | 2001-04 |
| 4. | .464 Mia Davidson | 358 | 2018-Pr. |
| 5. | .441 Courtney Bures | 755 | 2005-08 |
| 6. | .440 Mackenzie Toler | 393 | 2014-16 |
| | .440 Ka'ili Smith | 649 | 2009-12 |
| 8. | .439 Keri McCallum | 818 | 1997-00 |
| | .439 Sam Lenahan | 613 | 2011-14 |
| 10. | .431 Reggie Harrison | 334 | 2017-18 |

BATTING CAREER RECORDS (CONT.)

STRIKEOUTS

| NO. | NAME | AB | YEAR |
|-----|-----------------------|-----|---------|
| 1. | 173 Sam Lenahan | 613 | 2011-14 |
| 2. | 166 Nakita Boyce | 596 | 2005-08 |
| 3. | 155 Jessica Cooley | 516 | 2010-13 |
| 4. | 133 Jessie Bailey | 671 | 2007-10 |
| 5. | 128 Brittany Bell | 551 | 2008-12 |
| 6. | 121 Kendell Kimbrough | 223 | 1997-00 |
| 7. | 120 Loryn Nichols | 418 | 2013-16 |
| 8. | 118 Callye Williams | 604 | 2003-06 |
| 9. | 117 Hayle Guess | 730 | 2004-08 |
| 10. | 114 Heidi Shape | 646 | 2011-14 |

SACRIFICE FLIES

| NO. | NAME | GP | YEAR |
|-----|---------------------|-----|---------|
| 1. | 12 Courtney Bures | 251 | 2005-08 |
| 2. | 9 Chelsea Bramlett | 233 | 2007-10 |
| | 9 Katie Cooley | 197 | 2004-07 |
| 4. | 8 Katie Anne Bailey | 204 | 2014-17 |
| | 8 Karrie Rider | 248 | 1997-00 |
| | 8 Michelle Gates | 247 | 1997-00 |
| 7. | 7 Caroline Seitz | 232 | 2014-17 |
| | 7 Heidi Shape | 232 | 2011-14 |
| | 7 Kate Jaspers | 248 | 2001-04 |
| | 7 Iyhia McMichael | 258 | 2001-04 |
| | 7 Jennifer Waterman | 226 | 2001-04 |

SACRIFICE HITS

| NO. | GP | GP | YEAR |
|-----|--------------------|-----|---------|
| 1. | 50 Karrie Rider | 248 | 1997-00 |
| 2. | 46 Kate Jaspers | 248 | 2001-04 |
| 3. | 42 Cheri Smith | 239 | 1998-01 |
| 4. | 38 Jenny Hehnke | 248 | 1997-00 |
| 5. | 35 Tracy Clark | 109 | 1997-99 |
| 6. | 32 Jennifer Nelson | 220 | 2000-03 |
| 7. | 30 Ali Bainbridge | 230 | 2008-11 |
| 8. | 28 Nakita Boyce | 228 | 2005-08 |
| 9. | 27 Heidi Shape | 232 | 2011-14 |
| 10. | 24 Amanda Ivy | 187 | 2014-17 |

STOLEN BASES

| NO. | NAME | ATT | YEAR |
|-----|----------------------|-----|---------|
| 1. | 207 Chelsea Bramlett | 224 | 2007-10 |
| 2. | 141 Iyhia McMichael | 157 | 2001-04 |
| 3. | 90 Keri McCallum | 114 | 1997-00 |
| 4. | 85 Loryn Nichols | 92 | 2013-16 |
| 5. | 84 Kellie Wilkerson | 104 | 1999-02 |
| 6. | 81 Michelle Gates | 102 | 1997-00 |
| 7. | 75 Kayla Winkfield | 90 | 2013-16 |
| | 75 Hayle Guess | 86 | 2004-08 |
| 9. | 67 Nakita Boyce | 75 | 2005-08 |
| 10. | 60 Jessica Offutt | 70 | 2011-14 |

GAMES PLAYED

| NO. | NAME | GS | YEAR |
|-----|----------------------|-----|---------|
| 1. | 262 Kellie Wilkerson | 260 | 1999-02 |
| 2. | 258 Iyhia McMichael | 258 | 2001-04 |
| 3. | 255 Hayle Guess | 255 | 2004-08 |
| | 255 Jennifer Jessup | 251 | 2001-05 |
| 5. | 251 Courtney Bures | 251 | 2005-08 |
| 6. | 248 Karrie Rider | 248 | 1997-00 |
| | 248 Kate Jaspers | 230 | 2001-04 |
| | 248 Jenny Hehnke | 246 | 1997-00 |
| 9. | 247 Michelle Gates | 247 | 1997-00 |
| | 247 Keri McCallum | 244 | 1997-00 |

GAMES STARTED

| NO. | NAME | GP | YEAR |
|-----|----------------------|-----|---------|
| 1. | 260 Kellie Wilkerson | 262 | 1999-02 |
| 2. | 258 Iyhia McMichael | 258 | 2001-04 |
| 3. | 255 Hayle Guess | 255 | 2004-08 |
| 4. | 251 Jennifer Jessup | 255 | 2001-05 |
| | 251 Courtney Bures | 251 | 2005-08 |
| 6. | 248 Karrie Rider | 248 | 1997-00 |
| 7. | 247 Michelle Gates | 247 | 1997-00 |
| 8. | 246 Jenny Hehnke | 248 | 1997-00 |
| 9. | 244 Keri McCallum | 247 | 1997-00 |
| 10. | 233 Jessie Bailey | 234 | 2007-10 |
| | 233 Chelsea Bramlett | 233 | 2007-10 |

FIELDING CAREER RECORDS

PUTOUTS

| NO. | NAME | FLD% | YEAR |
|-----|------------------------|------|---------|
| 1. | 1,430 Cheri Smith | .980 | 1998-01 |
| 2. | 1,321 Sammie Jo Bailey | .981 | 2006-09 |
| 3. | 1,190 Sarai Niu | .975 | 2016-19 |
| 4. | 1,178 Kate Jaspers | .988 | 2001-04 |
| 5. | 1,085 Sam Lenahan | .983 | 2011-14 |
| 6. | 950 Chelsea Bramlett | .974 | 2007-10 |
| 7. | 835 Jennifer Waterman | .988 | 2001-04 |
| 8. | 779 Nichole Henry | .963 | 1997-00 |
| 9. | 778 Blair Hewett | .979 | 2004-07 |
| 10. | 774 Lindsay Hunley | .991 | 2005-08 |

ASSISTS

| NO. | NAME | FLD% | YEAR |
|-----|----------------------|------|---------|
| 1. | 617 Courtney Bures | .941 | 2005-08 |
| 2. | 614 Karrie Rider | .941 | 1997-00 |
| 3. | 549 Michelle Gates | .936 | 1997-00 |
| 4. | 489 Jennifer Jessup | .946 | 2001-05 |
| 5. | 462 Caroline Seitz | .945 | 2014-17 |
| 6. | 444 Jessie Bailey | .958 | 2007-10 |
| 7. | 418 Callye Williams | .946 | 2003-06 |
| 8. | 390 Tanelda McDonald | .936 | 2002-05 |
| 9. | 373 Jenny Hehnke | .938 | 1997-00 |
| 10. | 329 Ali Bainbridge | .963 | 2008-11 |

ERRORS


| NO. | NAME | TC | YEAR |
|-----|---------------------|-------|---------|
| 1. | 66 Karrie Rider | 1,126 | 1997-00 |
| 2. | 62 Courtney Bures | 1,057 | 2005-08 |
| 3. | 55 Michelle Gates | 857 | 1997-00 |
| 4. | 54 Jenny Hehnke | 875 | 1997-00 |
| 5. | 46 Jennifer Jessup | 846 | 2001-05 |
| 6. | 45 Callye Williams | 827 | 2003-06 |
| 7. | 44 Kayla Winkfield | 645 | 2013-16 |
| 8. | 41 Caroline Seitz | 751 | 2014-17 |
| 9. | 37 Tanelda McDonald | 577 | 2002-05 |
| 10. | 35 Heidi Shape | 708 | 2011-14 |

TOTAL CHANCES

| NO. | NAME | FLD% | YEAR |
|-----|------------------------|------|---------|
| 1. | 1,687 Cheri Smith | .980 | 1998-01 |
| 2. | 1,447 Sammie Jo Bailey | .981 | 2006-09 |
| 3. | 1,287 Sam Lenahan | .983 | 2011-14 |
| 4. | 1,260 Sarai Niu | .975 | 2016-19 |
| 5. | 1,244 Kate Jaspers | .988 | 2001-04 |
| 6. | 1,140 Chelsea Bramlett | .974 | 2007-10 |
| 7. | 1,126 Karrie Rider | .941 | 1997-00 |
| 8. | 1,057 Courtney Bures | .941 | 2005-08 |
| 9. | 941 Jennifer Waterman | .988 | 2001-04 |
| 10. | 912 Keri McCallum | | 1997-00 |

FIELDING PERCENTAGE (MIN. 150 CHANCES)

| NO. | NAME | PO-A-E | YEAR |
|-----|------------------------|-------------|---------|
| 1. | .991 Lindsay Hunley | 774-61-8 | 2005-08 |
| 2. | .988 Jennifer Waterman | 835-95-11 | 2001-04 |
| | .988 Kate Jaspers | 1178-51-15 | 2001-04 |
| | .988 Courtney Nesbit | 740-65-10 | 2008-11 |
| 5. | .989 Morgan Bell | 339-11-4 | 2015-18 |
| 6. | .985 Amanda Ivy | 197-6-3 | 2014-17 |
| | .985 Ka'ili Smith | 617-44-10 | 2009-12 |
| 8. | .983 Sam Lenahan | 1085-180-22 | 2011-14 |
| 9. | .981 Sammie Jo Bailey | 1321-99-27 | 2006-09 |



IYHIA MCMICHAEL

PITCHING CAREER RECORDS

EARNED RUN AVERAGE (MIN. 150 IP)

| | NO. | NAME | IP | YEARS |
|-----|------|-------------------|-------|---------|
| 1. | 1.26 | Kim Davis | 239.0 | 1985-86 |
| 2. | 1.57 | Autumn Anderson | 529.2 | 1998-99 |
| 3. | 1.62 | Kellie Wilkerson | 208.0 | 1999-02 |
| 4. | 1.77 | Vicki Bonar | 257.0 | 1984-85 |
| 5. | 1.91 | Michelle Gates | 176.0 | 1997-00 |
| 6. | 1.95 | Alicia Judd | 272.2 | 1997-98 |
| 7. | 1.99 | Jennifer Pursell | 454.2 | 2000-01 |
| 8. | 2.05 | Ragan Blake | 259.2 | 2005-06 |
| 9. | 2.12 | Kelli Miller | 454.2 | 2004-07 |
| 10. | 2.38 | Stephanie Comeaux | 422.2 | 2004-07 |

WINS

| | NO. | NAME | RECORD | YEAR |
|-----|-----|-------------------|--------|---------|
| 1. | 59 | Alexis Silkwood | 59-45 | 2014-17 |
| 2. | 55 | Melissa Massey | 55-41 | 2002-05 |
| 3. | 49 | Autumn Anderson | 49-26 | 1998-99 |
| 4. | 45 | Kelli Miller | 45-34 | 2004-07 |
| 5. | 44 | Misty Flesher | 44-27 | 2008-12 |
| 6. | 42 | Jennifer Pursell | 42-29 | 2000-01 |
| 7. | 38 | Holly Ward | 38-31 | 2015-18 |
| | 38 | Stephanie Becker | 38-36 | 2010-13 |
| | 38 | Stephanie Comeaux | 38-30 | 2004-07 |
| 10. | 35 | Alison Owen | 35-25 | 2013-14 |
| | 35 | Kelsey Nurnberg | 35-26 | 2007-09 |

LOSSES


| | NO. | NAME | RECORD | YEAR |
|-----|-----|-------------------|--------|---------|
| 1. | 45 | Alexis Silkwood | 59-45 | 2014-17 |
| 2. | 41 | Melissa Massey | 55-41 | 2002-05 |
| 3. | 36 | Stephanie Becker | 38-36 | 2010-13 |
| 4. | 34 | Kelli Miller | 45-34 | 2004-07 |
| 5. | 31 | Holly Ward | 38-31 | 2015-18 |
| 6. | 30 | Stephanie Comeaux | 38-30 | 2004-07 |
| 7. | 29 | Kylie Vry | 26-29 | 2010-13 |
| | 29 | Lindsey Dunlap | 24-29 | 2009-12 |
| | 29 | Jennifer Pursell | 42-29 | 2000-01 |
| 10. | 27 | Misty Flesher | 44-27 | 2008-12 |

SAVES

| | NO. | NAME | APP | YEAR |
|----|-----|------------------|-----|---------|
| 1. | 32 | Kellie Wilkerson | 105 | 1999-02 |
| 2. | 12 | Sara Hickerson | 87 | 2004-07 |
| 3. | 9 | Alexis Silkwood | 145 | 2014-17 |
| 4. | 8 | Lindsey Dunlap | 94 | 2009-12 |
| 5. | 7 | Holly Ward | 121 | 2015-18 |
| | 7 | Ragan Blake | 65 | 2005-06 |
| | 7 | Jennifer Pursell | 65 | 2000-01 |
| 8. | 6 | Misty Flesher | 123 | 2008-12 |
| | 6 | Kylie Vry | 116 | 2010-13 |
| | 6 | Alison Owen | 82 | 2013-14 |

INNINGS PITCHED

| | NO. | NAME | APP | YEAR |
|-----|-------|-------------------|-----|---------|
| 1. | 665.0 | Alexis Silkwood | 145 | 2014-17 |
| 2. | 580.2 | Melissa Massey | 131 | 2002-05 |
| 3. | 529.2 | Autumn Anderson | 101 | 1998-99 |
| 4. | 511.1 | Stephanie Becker | 135 | 2010-13 |
| 5. | 467.1 | Holly Ward | 121 | 2015-18 |
| 6. | 454.2 | Kelli Miller | 110 | 2004-07 |
| | 454.2 | Jennifer Pursell | 65 | 2000-01 |
| 8. | 424.2 | Misty Flesher | 123 | 2008-12 |
| 9. | 422.2 | Stephanie Comeaux | 107 | 2004-07 |
| 10. | 404.2 | Kelsey Nurnberg | 101 | 2007-09 |



ALEXIS SILKWOOD

APPEARANCES

| | NO. | NAME | IP | YEAR |
|-----|-----|-------------------|-------|---------|
| 1. | 145 | Alexis Silkwood | 665.0 | 2014-17 |
| 2. | 135 | Stephanie Becker | 511.1 | 2010-13 |
| 3. | 131 | Melissa Massey | 580.2 | 2002-05 |
| 4. | 123 | Misty Flesher | 424.2 | 2008-12 |
| 5. | 121 | Holly Ward | 467.1 | 2015-18 |
| 6. | 116 | Kylie Vry | 352.2 | 2010-13 |
| 7. | 110 | Kelli Miller | 454.2 | 2004-07 |
| 8. | 107 | Stephanie Comeaux | 422.2 | 2004-07 |
| 9. | 105 | Kellie Wilkerson | 208.0 | 1999-02 |
| 10. | 101 | Kelsey Nurnberg | 404.2 | 2007-09 |
| | 101 | Autumn Anderson | 529.2 | 1998-99 |

GAMES STARTED

| | NO. | NAME | APP | YEAR |
|-----|-----|-------------------|-----|---------|
| 1. | 103 | Melissa Massey | 131 | 2002-05 |
| 2. | 96 | Alexis Silkwood | 145 | 2014-17 |
| 3. | 86 | Stephanie Becker | 135 | 2010-13 |
| 4. | 82 | Kelli Miller | 110 | 2004-07 |
| 5. | 77 | Stephanie Comeaux | 107 | 2004-07 |
| 6. | 72 | Kelsey Nurnberg | 101 | 2007-09 |
| 7. | 67 | Autumn Anderson | 101 | 1998-99 |
| 8. | 66 | Jennifer Pursell | 65 | 2000-01 |
| 9. | 65 | Holly Ward | 121 | 2015-18 |
| 19. | 64 | Misty Flesher | 123 | 2008-12 |

COMPLETE GAMES

| | NO. | NAME | GS | YEAR |
|----|-----|------------------|-----|---------|
| 1. | 50 | Alexis Silkwood | 96 | 2014-17 |
| 2. | 45 | Melissa Massey | 103 | 2002-05 |
| 3. | 44 | Autumn Anderson | 67 | 1998-99 |
| 4. | 36 | Jennifer Pursell | 41 | 2000-01 |
| 5. | 34 | Alison Owen | 55 | 2013-14 |
| 6. | 32 | Holly Ward | 65 | 2015-18 |
| 7. | 30 | Vicki Bonar | 40 | 1984-85 |
| 8. | 28 | Kim Davis | 37 | 1985-86 |
| 9. | 26 | Misty Flesher | 64 | 2008-12 |
| | 26 | Kelli Miller | 82 | 2004-07 |

SHUTOUTS

| | NO. | NAME | GS | YEAR |
|-----|-----|------------------|-------|---------|
| 1. | 14 | Holly Ward | 467.1 | 2015-18 |
| | 14 | Melissa Massey | 580.2 | 2002-05 |
| | 14 | Kelli Miller | 454.2 | 2004-07 |
| 4. | 13 | Alexis Silkwood | 665.0 | 2014-17 |
| | 13 | Autumn Anderson | 529.2 | 1998-99 |
| 6. | 10 | Jennifer Pursell | 454.2 | 2000-01 |
| 7. | 9 | Alicia Judd | 272.2 | 1997-98 |
| 8. | 8 | Alison Owen | 381.0 | 2013-14 |
| | 8 | Kim Davis | 239.0 | 1985-86 |
| 10. | 7 | Cassady Knudsen | 264.1 | 2015-18 |
| | 7 | Ragan Blake | 259.2 | 2005-06 |
| | 7 | Kylie Vry | 352.2 | 2010-13 |

STRIKEOUTS

| | NO. | NAME | IP | YEAR |
|-----|-----|-------------------|-------|---------|
| 1. | 555 | Alexis Silkwood | 665.0 | 2014-17 |
| 2. | 473 | Alison Owen | 381.0 | 2013-14 |
| 3. | 451 | Stephanie Becker | 511.1 | 2010-13 |
| 4. | 406 | Autumn Anderson | 529.2 | 1998-99 |
| 5. | 372 | Holly Ward | 467.1 | 2015-18 |
| 6. | 341 | Melissa Massey | 580.2 | 2002-05 |
| 7. | 296 | Lindsey Dunlap | 346.1 | 2009-12 |
| 8. | 290 | Kylie Vry | 352.2 | 2010-13 |
| 9. | 277 | Cassady Knudsen | 264.1 | 2015-18 |
| 10. | 269 | Stephanie Comeaux | 422.2 | 2004-07 |

STRIKEOUTS PER 7 INNINGS (MIN. 150 IP)

| | NO. | NAME | IP | YEAR |
|-----|-------------|-----------------------|--------------|-----------------|
| 1. | 8.83 | Alison Owen | 375.0 | 2013-14 |
| 2. | 7.34 | Cassady Knudsen | 264.1 | 2015-18 |
| 3. | 6.78 | Emily Williams | 224.0 | 2018-Pr. |
| 4. | 6.50 | Ragan Blake | 259.2 | 2005-06 |
| 5. | 6.17 | Stephanie Becker | 511.1 | 2010-13 |
| 6. | 5.98 | Lindsey Dunlap | 346.1 | 2009-12 |
| 7. | 5.89 | Kellie Wilkerson | 208.0 | 1999-02 |
| 8. | 5.84 | Alexis Silkwood | 665.0 | 2014-17 |
| 9. | 5.76 | Kylie Vry | 352.2 | 2010-13 |
| 10. | 5.57 | Holly Ward | 467.1 | 2015-18 |

PITCHING CAREER RECORDS (CONT.)

FEWEST WALKS PER 7 INNINGS (MIN. 150 IP)

| | NO. | NAME | IP | YEAR |
|-----|------|------------------|-------|---------|
| 1. | 1.05 | Alison Owen | 375.0 | 2013-14 |
| 2. | 1.23 | Autumn Anderson | 529.2 | 1998-99 |
| 3. | 1.35 | Michelle Gates | 176.0 | 1997-00 |
| 4. | 1.39 | Jennifer Pursell | 454.2 | 2000-01 |
| 5. | 1.40 | Kelli Miller | 454.2 | 2004-07 |
| 6. | 1.54 | Ragan Blake | 259.2 | 2005-06 |
| 7. | 1.63 | Kelsey Nurnberg | 404.2 | 2007-09 |
| 8. | 1.67 | Kim Davis | 239.0 | 1985-86 |
| 9. | 1.75 | Alicia Judd | 272.2 | 1997-98 |
| 10. | 1.82 | Kasey Whitehead | 384.0 | 2000-02 |

OPPONENT'S BATTING AVERAGE

| | NO. | NAME | IP | YEAR |
|-----|-------------|-----------------------|--------------|-----------------|
| 1. | .193 | Alison Owen | 381.0 | 2013-14 |
| 2. | .195 | Kellie Wilkerson | 208.0 | 1999-02 |
| 3. | .207 | Emily Williams | 224.0 | 2018-Pr. |
| 4. | .215 | Autumn Anderson | 529.2 | 1998-99 |
| 5. | .223 | Cassady Knudsen | 264.1 | 2015-18 |
| 6. | .229 | Ragan Blake | 259.2 | 2005-06 |
| 7. | .231 | Holly Ward | 467.1 | 2015-18 |
| 8. | .234 | Alexis Silkwood | 665.0 | 2014-17 |
| 9. | .236 | Jennifer Pursell | 454.2 | 2000-01 |
| 10. | .238 | Lindsey Dunlap | 346.1 | 2009-12 |

FEWEST HITS ALLOWED (MIN. 150 IP)

| | NO. | NAME | IP | YEAR |
|-----|------------|-----------------------|--------------|-----------------|
| 1. | 166 | Kim Davis | 239.0 | 1985-86 |
| 2. | 171 | Emily Williams | 224.0 | 2018-Pr. |
| 3. | 179 | Michelle Gates | 176.0 | 1997-00 |
| 4. | 180 | Sara Hickerson | 177.0 | 2004-07 |
| 5. | 187 | Vicki Bonar | 257.0 | 1984-85 |
| 6. | 145 | Kellie Wilkerson | 208.0 | 1999-02 |
| 7. | 209 | Courtney Frank | 179.1 | 2000-03 |
| 8. | 224 | Cassady Knudsen | 264.1 | 2015-18 |
| | 224 | Ragan Blake | 259.2 | 2005-06 |
| 10. | 263 | Allison Owen | 375.0 | 2013-14 |

FEWEST RUNS ALLOWED

| | NO. | NAME | IP | YEAR |
|-----|------------|-----------------------|--------------|-----------------|
| 1. | 70 | Kim Davis | 239.0 | 1985-86 |
| 2. | 79 | Michelle Gates | 176.0 | 1997-00 |
| 3. | 85 | Kellie Wilkerson | 208.0 | 1999-02 |
| 4. | 108 | Ragan Blake | 259.2 | 2005-06 |
| 5. | 114 | Vicki Bonar | 257.0 | 1984-85 |
| 6. | 116 | Sara Hickerson | 177.0 | 2004-07 |
| 7. | 117 | Courtney Frank | 179.1 | 2000-03 |
| | 117 | Alicia Judd | 272.2 | 1997-98 |
| 9. | 122 | Emily Williams | 224.0 | 2018-Pr. |
| 10. | 142 | Cassady Knudsen | 264.1 | 2015-18 |

HIT BATTERS

| | NO. | NAME | IP | YEAR |
|-----|-----|-------------------|-------|---------|
| 1. | 58 | Stephanie Becker | 511.1 | 2010-13 |
| 2. | 55 | Lindsey Dunlap | 346.1 | 2009-12 |
| 3. | 46 | Holly Ward | 467.1 | 2015-18 |
| 4. | 42 | Alexis Silkwood | 665.0 | 2014-17 |
| 5. | 32 | Misty Flesher | 424.2 | 2008-12 |
| | 32 | Kylie Vry | 352.2 | 2010-13 |
| 7. | 30 | Alison Owen | 381.0 | 2013-14 |
| 8. | 28 | Cassady Knudsen | 264.1 | 2015-18 |
| 9. | 27 | Stephanie Comeaux | 422.2 | 2004-07 |
| 10. | 24 | Kelli Miller | 454.2 | 2004-07 |

WILD PITCHES


| | NO. | NAME | IP | YEAR |
|-----|-----|------------------|-------|---------|
| 1. | 55 | Melissa Massey | 580.2 | 2002-05 |
| 2. | 53 | Kylie Vry | 352.2 | 2010-13 |
| 3. | 35 | Misty Flesher | 424.2 | 2008-12 |
| 4. | 32 | Alexis Silkwood | 665.0 | 2014-17 |
| 5. | 29 | Kelsey Nurnberg | 404.2 | 2007-09 |
| 6. | 28 | Stephanie Becker | 511.1 | 2010-13 |
| | 28 | Kelli Miller | 454.2 | 2004-07 |
| | 28 | Sara Hickerson | 177.0 | 2004-07 |
| 9. | 26 | Holly Ward | 467.1 | 2015-18 |
| 10. | 23 | Lindsey Dunlap | 346.1 | 2009-12 |
| | 23 | Jennifer Nelson | 234.1 | 2000-03 |

SOLO NO-HITTERS

| | NO. | NAME | CG | YEAR |
|----|----------|--------------------|----------|-----------------|
| 1. | 2 | Cassady Knudsen | 14 | 2015-18 |
| | 2 | Stephanie Becker | 25 | 2010-13 |
| | 2 | Stephanie Comeaux | 20 | 2004-07 |
| | 2 | Ragan Blake | 20 | 2005-06 |
| | 2 | Melissa Massey | 45 | 2002-05 |
| 6. | 1 | Alyssa Loza | 8 | 2019-Pr. |
| | 1 | Holly Ward | 32 | 2015-18 |
| | 1 | Alexis Silkwood | 50 | 2014-17 |
| | 1 | Alison Owen | 35 | 2013-14 |
| | 1 | Kylie Vry | 16 | 2010-13 |
| | 1 | Kelli Miller | 26 | 2004-07 |
| | 1 | Jennifer Pursell | 13 | 2000-01 |
| | 1 | Jenny Hehnke | 9 | 1997-00 |
| | 1 | Alicia Judd | 23 | 1997-98 |

SOLO PERFECT GAMES

| | NO. | NAME | CG | YEAR |
|----|----------|--------------------|----------|-----------------|
| 1. | 1 | Alyssa Loza | 8 | 2019-Pr. |
| | 1 | Holly Ward | 32 | 2015-18 |
| | 1 | Jenny Hehnke | 9 | 1997-00 |



ALISON OWEN

NO-HITTERS AND PERFECT GAMES
ALL-TIME LISTING

| NO. | DATE | PITCHER(S) | OPPONENT | IP | K | BB | HBP | E | SCORE |
|-----|---------------|--|-------------------|------------|--------|--------|--------|--------|----------|
| 1 | Mar. 1, 1997 | Alicia Judd | Alabama State | | | | | | 30-0 (5) |
| 2 | Mar. 2, 1997 | Jenny Hehnke* | Alabama State | | | | | | 18-0 (5) |
| 3 | Mar. 4, 2000 | Jennifer Pursell | Massachusetts | | | | | | 7-0 |
| 4 | Feb. 13, 2002 | Kasey Whitehead Melissa Massey Krystal Tillman | Belmont | | | | | | 11-0 (5) |
| 5 | Mar. 8, 2002 | Melissa Massey | Nicholls State | | | | | | 8-0 (5) |
| 6 | Feb. 4, 2005 | Kelli Miller | Louisiana Tech | | | | | | 9-0 (5) |
| 7 | Mar. 4, 2005 | Melissa Massey | St. Francis (Pa.) | | | | | | 7-0 |
| 8 | Feb. 11, 2006 | Stephanie Comeaux | Jacksonville | | | | | | 8-0 (5) |
| 9 | Feb. 26, 2006 | Ragan Blake | Alcorn State | | | | | | 9-0 (5) |
| 10 | Mar. 18, 2006 | Stephanie Comeaux | Arkansas | | | | | | 5-0 |
| 11 | Mar. 30, 2006 | Ragan Blake | Southern Miss | | | | | | 8-0 (5) |
| 12 | Feb. 14, 2010 | Kylie Vry | Stephen F. Austin | 7.0 | 4 | 2 | 0 | 2 | 5-0 |
| 13 | Feb. 24, 2012 | Stephanie Becker | USF | 7.0 | 6 | 3 | 1 | 3 | 0-1 |
| 14 | Mar. 2, 2013 | Alison Owen | Fordham | 5.0 | 7 | 0 | 1 | 0 | 8-0 (5) |
| 15 | Apr. 14, 2013 | Stephanie Becker | Ole Miss | 6.0 | 4 | 1 | 0 | 0 | 8-0 (6) |
| 16 | Mar. 25, 2015 | Alexis Silkwood | Southern Miss | 6.0 | 8 | 3 | 0 | 2 | 10-0 (6) |
| 17 | Apr. 28, 2016 | Regan Green Holly Ward | Miss. Valley St. | 5.0 2.0 | 7 1 | 1 2 | 1 0 | 1 0 | 6-0 |
| 18 | May 9, 2016 | Cassady Knudsen | Alcorn State | 5.0 | 8 | 4 | 1 | 0 | 8-0 (5) |
| 19 | Mar. 2, 2017 | Cassady Knudsen | Alabama State | 5.0 | 10 | 2 | 0 | 0 | 10-0 (5) |
| 20 | Feb. 9, 2018 | Holly Ward* | Miss. Valley St. | 5.0 | 11 | 0 | 0 | 0 | 10-0 (5) |
| 21 | Feb. 9, 2019 | Alyssa Loza* | Valparaiso | 5.0 | 4 | 0 | 0 | 0 | 10-0 (5) |

*perfect game

CAREER LEADERBOARD

Mississippi State pitchers have had 21 no-hitters, including three perfect games. Here are the pitchers and the number of no-hit and perfect games in which they participated.

| PITCHER | NO-HITTERS | PERFECT GAMES |
|--------------------|------------|---------------|
| Stephanie Becker | 2 | - |
| Ragan Blake | 2 | - |
| Stephanie Comeaux | 2 | - |
| Melissa Massey | 2 | - |
| Cassady Knudsen | 2 | - |
| Holly Ward | 2 | 1 |
| Regan Green | 1 | - |
| Jenny Hehnke | 1 | 1 |
| Alicia Judd | 1 | - |
| Alyssa Loza | 1 | 1 |
| Kelli Miller | 1 | - |
| Alison Owen | 1 | - |
| Jennifer Pursell | 1 | - |
| Alexis Silkwood | 1 | - |
| Krystal Tillman | 1 | - |
| Kasey Whitehead | 1 | - |
| Kylie Vry | 1 | - |



HOLLY WARD



ALYSSA LOZA

GRAND SLAMS

ALL-TIME LISTING


| PLAYER | OPPONENT | DATE |
|-------------------|--------------------------|----------------|
| Michelle Gates | Auburn | May 7, 1999 |
| Kasey Whitehead | Florida State | March 4, 2000 |
| Kasey Whitehead | Auburn | May 1, 2000 |
| Iyhia McMichael | Samford | Feb. 16, 2003 |
| Iyhia McMichael | Alabama | April 12, 2003 |
| Brooke Best | Florida | April 26, 2003 |
| Michelle Kinney | LSU | March 30, 2005 |
| Lindsey Hunley | Seton Hall | Feb. 23, 2007 |
| Jessie Bailey | Georgia | April 21, 2007 |
| Courtney Bures | Arkansas | May 5, 2007 |
| Hayle Guess | Pacific | May 18, 2007 |
| Chelsea Bramlett | UC-Riverside | Feb. 9, 2008 |
| Jessie Bailey | Louisiana-Monroe | Feb. 7, 2009 |
| Ka'ili Smith | Oregon State | Feb. 20, 2010 |
| Ka'ili Smith | Georgetown | March 13, 2010 |
| Courtney Nesbit | Ole Miss | March 21, 2010 |
| Jessica Cooley | Mississippi Valley State | March 24, 2010 |
| Erin Nesbit | Mississippi Valley State | April 7, 2010 |
| Heidi Shape | UNLV | Feb. 11, 2011 |
| Brittany Bell | South Alabama | Feb. 9, 2012 |
| Brittany Bell | Louisiana Tech | March 2, 2012 |
| Jessica Cooley | Samford | March 4, 2012 |
| Jessica Cooley | Georgia State | Feb. 9, 2013 |
| Erin Nesbit | Hofstra | March 1, 2013 |
| Katie Anne Bailey | Georgia State | March 12, 2014 |
| Heidi Shape | Samford | March 26, 2014 |
| Sam Lenahan | Arkansas | April 26, 2014 |
| Mackenzie Toler | Arkansas | April 26, 2014 |
| Amanda Ivy | Mississippi Valley State | Feb. 5, 2015 |
| Amanda Ivy | Texas A&M | March 14, 2015 |
| Katie Gentle | Tennessee | April 19, 2015 |
| Morgan Bell | Tennessee Tech | Feb. 13, 2016 |
| Caroline Seitz | Georgia | April 14, 2017 |
| Caroline Seitz | Georgia | April 15, 2017 |
| Morgan Bell | Illinois | March 9, 2018 |
| Morgan Bell | Memphis | March 14, 2018 |
| Mia Davidson | Valparaiso | Feb. 9, 2019 |
| Kat Moore | Georgia Tech | Feb. 24, 2019 |
| Fa Leilua | at Memphis | Feb. 27, 2019 |
| Mia Davidson | at Memphis | Feb. 27, 2019 |
| Carter Spexarth | at Kentucky | Mar. 16, 2019 |

CAREER LEADERBOARD

| NO. | PLAYER |
|----------|------------------------|
| 3 | Morgan Bell |
| 3 | Jessica Cooley |
| 2 | Mia Davidson |
| 2 | Caroline Seitz |
| 2 | Amanda Ivy |
| 2 | Jessie Bailey |
| 2 | Brittany Bell |
| 2 | Iyhia McMichael |
| 2 | Erin Nesbit |
| 2 | Heidi Shape |
| 2 | Ka'ili Smith |
| 2 | Kasey Whitehead |
| 1 | Carter Spexarth |
| 1 | Fa Leilua |
| 1 | Kat Moore |
| 1 | Mackenzie Toler |
| 1 | Katie Anne Bailey |
| 1 | Katie Gentle |
| 1 | Brooke Best |
| 1 | Chelsea Bramlett |
| 1 | Courtney Bures |
| 1 | Lindsey Hunley |
| 1 | Michelle Gates |
| 1 | Hayle Guess |
| 1 | Michelle Kinney |
| 1 | Sam Lenahan |
| 1 | Courtney Nesbit |

16-GAME HITTING STREAKS

| NO. | NAME | DATES |
|-----------|---------------------|------------------------------|
| 25 | Iyhia McMichael | Mar. 8 - Apr. 9, 2003 |
| 24 | Kellie Wilkerson | Feb. 6 - Mar. 12, 1999 |
| 22 | Chelsea Bramlett | Feb. 14 - Mar. 13, 2010 |
| 20 | Jennifer Nelson | Mar. 22 - Apr. 18, 2003 |
| 20 | Keri McCallum | Apr. 17 - May 8, 1999 |
| 19 | Keri McCallum | Mar. 11 - Apr. 1, 2000 |
| 19 | Keri McCallum | May 3, 1997 - Mar. 11, 1998 |
| 18 | Kellie Wilkerson | Apr. 17 - May 8, 1999 |
| 17 | Caroline Seitz | Apr. 5 - May 7, 2017 |
| 17 | Iyhia McMichael | Apr. 3 - May 8, 2004 |
| 16 | Mia Davidson | Feb. 9 - Mar. 2, 2018 |
| 16 | Chelsea Bramlett | Feb. 15 - Mar. 15, 2009 |
| 16 | Nakita Boyce | Feb. 24 - Mar. 17, 2007 |
| 16 | Keri McCallum | Mar. 14 - Apr. 8, 1998 |
| 16 | Jenny Hehnke | Mar. 28 - Apr. 11, 1997 |



CARTER SPEXARTH

FRESHMAN RECORDS

AT BATS

| | NO. | NAME | GP | H | AVG | YEAR |
|----|------------|---------------------|-----------|-----------|-------------|-------------|
| 1. | 215 | Chelsea Bramlett | 62 | 83 | .386 | 2007 |
| 2. | 209 | Courtney Bures | 66 | 81 | .388 | 2005 |
| 3. | 203 | Kellie Wilkerson | 67 | 90 | .443 | 1999 |
| 4. | 194 | Jenny Hehnke | 56 | 71 | .366 | 1997 |
| 5. | 189 | Mia Davidson | 61 | 70 | .370 | 2018 |
| | 189 | Iyhia McMichael | 62 | 61 | .323 | 2001 |

RUNS

| | NO. | NAME | GP | H | AB | YEAR |
|----|-----------|---------------------|-----------|-----------|------------|-------------|
| 1. | 56 | Chelsea Bramlett | 62 | 83 | 215 | 2007 |
| 2. | 50 | Mia Davidson | 61 | 70 | 189 | 2018 |
| 3. | 49 | Courtney Bures | 66 | 81 | 209 | 2005 |
| | 49 | Kellie Wilkerson | 67 | 90 | 203 | 1999 |
| 5. | 44 | Jenny Hehnke | 56 | 71 | 194 | 1997 |

HITS

| | NO. | NAME | GP | AB | AVG. | YEAR |
|----|-----------|---------------------|-----------|------------|-------------|-------------|
| 1. | 90 | Kellie Wilkerson | 67 | 203 | .443 | 1999 |
| 2. | 83 | Chelsea Bramlett | 62 | 215 | .386 | 2007 |
| 3. | 81 | Courtney Bures | 66 | 209 | .388 | 2005 |
| 4. | 71 | Jenny Hehnke | 56 | 194 | .366 | 1997 |
| 5. | 70 | Mia Davidson | 61 | 189 | .370 | 2018 |

BATTING AVERAGE

| | NO. | NAME | GP | H | AB | YEAR |
|----|-------------|---------------------|-----------|-----------|------------|-------------|
| 1. | .443 | Kellie Wilkerson | 67 | 90 | 203 | 1999 |
| 2. | .427 | Keri McCallum | 54 | 67 | 157 | 1997 |
| 3. | .388 | Courtney Bures | 66 | 81 | 209 | 2005 |
| 4. | .386 | Chelsea Bramlett | 62 | 83 | 215 | 2007 |
| 5. | .370 | Mia Davidson | 61 | 70 | 189 | 2018 |

DOUBLES

| | NO. | NAME | GP | H | AB | YEAR |
|----|-----|------------------|----|----|-----|------|
| 1. | 20 | Caroline Seitz | 60 | 64 | 188 | 2014 |
| 2. | 17 | Kellie Wilkerson | 67 | 90 | 203 | 1999 |
| 3. | 16 | Courtney Bures | 66 | 62 | 179 | 2006 |
| | 16 | Michelle Gates | 56 | 62 | 182 | 1997 |
| 5. | 14 | Jenny Hehnke | 56 | 71 | 194 | 1997 |

TRIPLES

| | NO. | NAME | GP | H | AB | YEAR |
|----|-----|----------------|----|----|-----|------|
| 1. | 11 | Keri McCallum | 54 | 67 | 157 | 1997 |
| 2. | 5 | Courtney Bures | 66 | 81 | 179 | 2005 |
| 3. | 4 | Caroline Seitz | 60 | 64 | 188 | 2014 |
| | 4 | Erin Nesbit | 55 | 27 | 130 | 2010 |
| | 4 | Ka'ili Smith | 56 | 51 | 158 | 2009 |

HOME RUNS

| | NO. | NAME | GP | H | AB | YEAR |
|----|-----------|---------------------|-----------|-----------|------------|-------------|
| 1. | 19 | Mia Davidson | 61 | 70 | 189 | 2018 |
| 2. | 17 | Courtney Bures | 66 | 81 | 209 | 2005 |
| 3. | 13 | Kellie Wilkerson | 67 | 90 | 203 | 1999 |
| 4. | 8 | Caroline Seitz | 60 | 64 | 188 | 2014 |
| | 8 | Sam Lenahan | 55 | 41 | 144 | 2011 |
| | 8 | Sammie Jo Bailey | 57 | 36 | 154 | 2006 |

SLUGGING PERCENTAGE

| | NO. | NAME | GP | TB | AB | YEAR |
|----|-------------|---------------------|-----------|------------|------------|-------------|
| 1. | .762 | Mia Davidson | 61 | 144 | 189 | 2018 |
| 2. | .756 | Courtney Bures | 66 | 158 | 209 | 2005 |
| 3. | .749 | Kellie Wilkerson | 67 | 152 | 203 | 1999 |
| 4. | .617 | Caroline Seitz | 60 | 116 | 188 | 2014 |
| 5. | .563 | Sam Lenahan | 55 | 81 | 144 | 2011 |

STOLEN BASES

| | NO. | NAME | GP | ATT | PCT | YEAR |
|----|-----|------------------|----|-----|------|------|
| 1. | 46 | Chelsea Bramlett | 62 | 50 | .920 | 2007 |
| 2. | 28 | Iyhia McMichael | 62 | 32 | .875 | 2001 |
| 3. | 27 | Keri McCallum | 54 | 38 | .711 | 1997 |
| 4. | 23 | Loryn Nichols | 52 | 25 | .920 | 2013 |
| 5. | 19 | Jennifer Jessup | 62 | 24 | .792 | 2001 |

TOTAL BASES

| | NO. | NAME | GP | H | AB | YEAR |
|----|------------|---------------------|-----------|-----------|------------|-------------|
| 1. | 158 | Courtney Bures | 66 | 81 | 209 | 2005 |
| 2. | 152 | Kellie Wilkerson | 67 | 90 | 203 | 1999 |
| 3. | 144 | Mia Davidson | 61 | 70 | 189 | 2018 |
| 4. | 116 | Caroline Seitz | 60 | 64 | 188 | 2014 |
| 5. | 99 | Michelle Gates | 56 | 62 | 182 | 1997 |

RUNS BATTED IN

| | NO. | NAME | GP | H | AB | YEAR |
|----|-----------|---------------------|-----------|-----------|------------|-------------|
| 1. | 65 | Kellie Wilkerson | 67 | 90 | 203 | 1999 |
| 2. | 54 | Courtney Bures | 66 | 81 | 209 | 2005 |
| 3. | 48 | Mia Davidson | 61 | 70 | 189 | 2018 |
| | 48 | Michelle Gates | 56 | 62 | 182 | 1997 |
| 5. | 39 | Keri McCallum | 54 | 67 | 157 | 1997 |

WALKS

| | NO. | NAME | GP | OB% | YEAR |
|----|-----|------------------|----|------|------|
| 1. | 30 | Kellie Wilkerson | 67 | .519 | 1999 |
| | 30 | Cheri Smith | 57 | .416 | 1998 |
| 3. | 29 | Sam Lenahan | 55 | .409 | 2011 |
| 4. | 26 | Mackenzie Toler | 49 | .383 | 2014 |
| 5. | 22 | Ka'ili Smith | 56 | .405 | 2009 |

EARNED RUN AVERAGE (MIN. 40 IP)

| | NO. | NAME | APP | ER | IP | YEAR |
|----|-------------|-----------------------|-----------|-----------|-------------|-------------|
| 1. | 1.04 | Cathy Pippins | 20 | 13 | 87.1 | 1986 |
| 2. | 1.74 | Emily Williams | 18 | 13 | 52.1 | 2018 |
| 3. | 1.85 | Kim Davis | 24 | 32 | 141.1 | 1985 |
| 4. | 1.88 | Regan Green | 28 | 22 | 82.0 | 2016 |
| 5. | 1.91 | Michelle Gates | 31 | 48 | 176.0 | 1997 |

INNINGS PITCHED

| | NO. | NAME | APP | ER | ERA | YEAR |
|----|-------|------------------|-----|-----|------|------|
| 1. | 256.2 | Jennifer Pursell | 50 | 73 | 1.99 | 2000 |
| 2. | 217.2 | Lindsey Dunlap | 43 | 109 | 3.41 | 2009 |
| 3. | 179.1 | Misty Flesher | 38 | 54 | 2.11 | 2008 |
| 4. | 176.0 | Michelle Gates | 31 | 48 | 1.91 | 1997 |
| 5. | 153.1 | Alexis Silkwood | 36 | 48 | 2.19 | 2014 |

STRIKEOUTS

| | NO. | NAME | APP | IP | YEAR |
|----|-----|------------------|-----|-------|------|
| 1. | 167 | Alexis Silkwood | 36 | 153.1 | 2014 |
| 2. | 161 | Lindsey Dunlap | 43 | 217.2 | 2009 |
| 3. | 143 | Jennifer Pursell | 50 | 256.2 | 2000 |
| 4. | 119 | Misty Flesher | 38 | 179.1 | 2008 |
| 5. | 92 | Regan Green | 28 | 82.0 | 2016 |

SOPHOMORE RECORDS

AT BATS

| | NO. | NAME | GP | H | AVG | YEAR |
|----|-----|------------------|----|----|------|------|
| 1. | 207 | Iyhia McMichael | 67 | 69 | .333 | 2002 |
| 2. | 200 | Chelsea Bramlett | 60 | 90 | .450 | 2008 |
| 3. | 195 | Caroline Seitz | 57 | 62 | .318 | 2015 |
| 4. | 194 | Krystal Tillman | 64 | 60 | .309 | 2002 |
| 5. | 184 | Michelle Gates | 57 | 70 | .380 | 1998 |

RUNS

| | NO. | NAME | GP | H | AB | YEAR |
|----|-----|-------------------|----|----|-----|------|
| 1. | 52 | Mia Davidson | 57 | 63 | 169 | 2019 |
| | 52 | Chelsea Bramlett | 60 | 90 | 200 | 2008 |
| 3. | 47 | Michelle Gates | 57 | 70 | 184 | 1998 |
| 4. | 46 | Iyhia McMichael | 67 | 69 | 207 | 2002 |
| 5. | 43 | Katie Anne Bailey | 57 | 59 | 178 | 2015 |
| | 43 | Kellie Wilkerson | 68 | 78 | 181 | 2000 |

HITS

| | NO. | NAME | GP | AB | AVG | YEAR |
|----|-----|------------------|----|-----|------|------|
| 1. | 90 | Chelsea Bramlett | 60 | 200 | .450 | 2008 |
| 2. | 78 | Kellie Wilkerson | 67 | 181 | .431 | 2000 |
| 3. | 70 | Michelle Gates | 57 | 184 | .380 | 1998 |
| 4. | 64 | Keri McCallum | 55 | 183 | .350 | 1998 |
| 5. | 63 | Mia Davidson | 57 | 169 | .373 | 2019 |

BATTING AVERAGE

| | NO. | NAME | GP | H | AB | YEAR |
|----|------|------------------|----|----|-----|------|
| 1. | .450 | Chelsea Bramlett | 60 | 90 | 200 | 2008 |
| 2. | .431 | Kellie Wilkerson | 68 | 78 | 181 | 2000 |
| 3. | .380 | Michelle Gates | 57 | 70 | 184 | 1998 |
| 4. | .376 | Jenny Hehnke | 56 | 62 | 165 | 1998 |
| 5. | .373 | Mia Davidson | 57 | 63 | 169 | 2019 |

DOUBLES

| | NO. | NAME | GP | H | AB | YEAR |
|----|-----|------------------|----|----|-----|------|
| 1. | 16 | Caroline Seitz | 57 | 62 | 195 | 2015 |
| 2. | 15 | Iyhia McMichael | 67 | 69 | 207 | 2002 |
| | 15 | Michelle Gates | 57 | 70 | 184 | 1998 |
| 4. | 14 | Kellie Wilkerson | 68 | 78 | 181 | 2000 |
| 5. | 11 | Krystal Tillman | 64 | 60 | 194 | 2002 |

TRIPLES

| | NO. | NAME | GP | H | AB | YEAR |
|----|-----|-------------------|----|----|-----|------|
| 1. | 10 | Michelle Gates | 57 | 70 | 184 | 1998 |
| 2. | 8 | Katie Anne Bailey | 57 | 59 | 178 | 2015 |
| | 8 | Iyhia McMichael | 67 | 69 | 207 | 2002 |
| 4. | 6 | Courtney Bures | 61 | 62 | 179 | 2006 |
| | 6 | Keri McCallum | 55 | 64 | 183 | 1998 |

HOME RUNS

| | NO. | NAME | GP | H | AB | YEAR |
|----|-----|------------------|----|----|-----|------|
| 1. | 26 | Mia Davidson | 57 | 63 | 169 | 2019 |
| 2. | 15 | Caroline Seitz | 57 | 62 | 195 | 2015 |
| 3. | 10 | Ka'ili Smith | 55 | 53 | 161 | 2010 |
| 4. | 9 | Briana Bell | 48 | 32 | 120 | 2013 |
| 5. | 8 | Katie Cooley | 62 | 34 | 153 | 2005 |
| | 8 | Kellie Wilkerson | 68 | 78 | 181 | 2000 |

SLUGGING PERCENTAGE

| | NO. | NAME | GP | TB | AB | YEAR |
|----|------|------------------|----|-----|-----|------|
| 1. | .882 | Mia Davidson | 57 | 149 | 169 | 2019 |
| 2. | .668 | Michelle Gates | 57 | 123 | 184 | 1998 |
| 3. | .663 | Kellie Wilkerson | 68 | 120 | 181 | 2000 |
| 4. | .631 | Caroline Seitz | 57 | 123 | 195 | 2015 |
| 5. | .596 | Ka'ili Smith | 55 | 96 | 161 | 2010 |

STOLEN BASES

| | NO. | NAME | GP | ATT | PCT | YEAR |
|----|-----|------------------|----|-----|------|------|
| 1. | 46 | Chelsea Bramlett | 60 | 50 | .920 | 2008 |
| 2. | 36 | Iyhia McMichael | 67 | 40 | .900 | 2002 |
| 3. | 30 | Bevia Robinson | 57 | 33 | .909 | 2017 |
| | 30 | Michelle Gates | 57 | 36 | .833 | 1998 |
| 5. | 23 | Hayle Guess | 61 | 25 | .920 | 2006 |

TOTAL BASES

| | NO. | NAME | GP | H | AB | YEAR |
|----|-----|------------------|----|----|-----|------|
| 1. | 149 | Mia Davidson | 57 | 63 | 169 | 2019 |
| 2. | 141 | Michelle Gates | 57 | 70 | 184 | 1998 |
| 3. | 123 | Caroline Seitz | 57 | 62 | 195 | 2015 |
| 4. | 120 | Kellie Wilkerson | 68 | 78 | 181 | 2000 |
| 5. | 112 | Iyhia McMichael | 67 | 69 | 207 | 2002 |

RUNS BATTED IN

| | NO. | NAME | GP | H | AB | YEAR |
|----|-----|------------------|----|----|-----|------|
| 1. | 64 | Mia Davidson | 57 | 63 | 169 | 2019 |
| 2. | 54 | Caroline Seitz | 57 | 62 | 195 | 2015 |
| 3. | 50 | Ka'ili Smith | 55 | 53 | 161 | 2010 |
| 4. | 48 | Iyhia McMichael | 67 | 69 | 207 | 2002 |
| 5. | 43 | Kellie Wilkerson | 68 | 78 | 181 | 2000 |

WALKS

| | NO. | NAME | GP | OB% | YEAR |
|----|-----|------------------|----|------|------|
| 1. | 49 | Kellie Wilkerson | 68 | .553 | 2000 |
| 2. | 37 | Iyhia McMichael | 67 | .435 | 2002 |
| 3. | 29 | Katie Cooley | 62 | .349 | 2005 |
| 4. | 23 | Mia Davidson | 57 | .476 | 2019 |
| 5. | 22 | Bevia Robinson | 57 | .400 | 2017 |
| | 22 | Kate Jaspers | 67 | .362 | 2002 |

EARNED RUN AVERAGE (MIN. 40 IP)

| | NO. | NAME | APP | ER | IP | YEAR |
|----|------|------------------|-----|----|-------|------|
| 1. | 0.79 | Kim Davis | 21 | 11 | 97.2 | 1986 |
| 2. | 1.78 | Ragan Blake | 37 | 49 | 192.2 | 2006 |
| 3. | 1.80 | Regan Green | 11 | 12 | 46.2 | 2017 |
| 4. | 1.98 | Jennifer Pursell | 43 | 56 | 198.0 | 2001 |
| 5. | 2.39 | Kelli Miller | 32 | 46 | 135.0 | 2005 |

INNINGS PITCHED

| | NO. | NAME | APP | ER | ERA | YEAR |
|----|-------|------------------|-----|-------|------|------|
| 1. | 235.2 | Alexis Silkwood | 47 | 96 | 2.85 | 2015 |
| 2. | 198.2 | Melissa Massey | 41 | 93 | 3.28 | 2003 |
| 3. | 198.0 | Jennifer Pursell | 43 | 56 | 1.98 | 2001 |
| 4. | 192.2 | Ragan Blake | 37 | 49 | 1.78 | 2006 |
| 5. | 171.2 | Emily Williams | 39 | 171.2 | 2.90 | 2019 |

STRIKEOUTS

| | NO. | NAME | APP | IP | ER | YEAR |
|----|-----|-------------------|-----|-------|----|------|
| 1. | 216 | Alexis Silkwood | 47 | 235.2 | 96 | 2015 |
| 2. | 183 | Ragan Blake | 37 | 192.2 | 49 | 2006 |
| 3. | 156 | Emily Williams | 39 | 171.2 | 71 | 2019 |
| 4. | 107 | Jennifer Pursell | 43 | 198.0 | 56 | 2001 |
| 5. | 105 | Stephanie Comeaux | 35 | 141.2 | 56 | 2005 |

JUNIOR RECORDS

AT BATS

| | NO. | NAME | GP | H | AVG | YEAR |
|----|-----|-----------------|----|----|------|------|
| 1. | 235 | Keri McCallum | 67 | 88 | .374 | 1999 |
| 2. | 206 | Jenny Hehnke | 67 | 66 | .320 | 1999 |
| 3. | 196 | Krystal Tillman | 64 | 60 | .306 | 2003 |
| 4. | 193 | Karrie Rider | 67 | 51 | .264 | 1999 |
| 5. | 190 | Michelle Gates | 65 | 61 | .321 | 1999 |

RUNS

| | NO. | NAME | GP | H | AB | YEAR |
|----|-----|------------------|-----------|-----------|------------|-------------|
| 1. | 63 | Iyhia McMichael | 64 | 75 | 186 | 2003 |
| 2. | 57 | Keri McCallum | 67 | 88 | 235 | 1999 |
| 3. | 55 | Chelsea Bramlett | 56 | 88 | 181 | 2009 |
| | 55 | Kellie Wilkerson | 61 | 70 | 167 | 2001 |
| 5. | 44 | Fa Leilua | 58 | 61 | 177 | 2019 |
| | 44 | Hayle Guess | 62 | 60 | 185 | 2007 |

HITS

| | NO. | NAME | GP | AB | AVG | YEAR |
|----|-----|------------------|----|-----|------|------|
| 1. | 88 | Chelsea Bramlett | 56 | 181 | .486 | 2009 |
| | 88 | Keri McCallum | 67 | 235 | .374 | 1999 |
| 3. | 75 | Iyhia McMichael | 64 | 186 | .403 | 2003 |
| 4. | 70 | Kellie Wilkerson | 61 | 167 | .419 | 2001 |
| 5. | 66 | Jenny Hehnke | 67 | 206 | .320 | 1999 |

BATTING AVERAGE

| | NO. | NAME | GP | H | AB | YEAR |
|----|------|-------------------|----|----|-----|------|
| 1. | .486 | Chelsea Bramlett | 56 | 88 | 181 | 2009 |
| 2. | .419 | Kellie Wilkerson | 61 | 70 | 167 | 2001 |
| 3. | .403 | Iyhia McMichael | 64 | 75 | 186 | 2003 |
| 4. | .374 | Keri McCallum | 67 | 88 | 235 | 1999 |
| 5. | .371 | Jennifer Waterman | 52 | 53 | 143 | 2003 |

DOUBLES

| | NO. | NAME | GP | H | AB | YEAR |
|----|-----|-------------------|----|----|-----|------|
| 1. | 22 | Keri McCallum | 67 | 88 | 235 | 1999 |
| 2. | 18 | Jennifer Waterman | 52 | 53 | 143 | 2003 |
| 3. | 15 | Reggie Harrison | 57 | 55 | 165 | 2017 |
| | 15 | Michelle Gates | 65 | 61 | 190 | 1999 |
| 5. | 13 | Courtney Bures | 61 | 64 | 181 | 2007 |

TRIPLES

| | NO. | NAME | GP | H | AB | YEAR |
|----|-----|-----------------|----|----|-----|------|
| 1. | 10 | Keri McCallum | 67 | 88 | 235 | 1999 |
| 2. | 7 | Melanie Morgan | 38 | -- | -- | 1985 |
| 3. | 6 | Nakita Boyce | 61 | 56 | 182 | 2007 |
| | 6 | Kate Jaspers | 63 | 60 | 180 | 2003 |
| 5. | 5 | Iyhia McMichael | 64 | 75 | 186 | 2003 |
| | 5 | Meg Hartnett | 40 | -- | -- | 1985 |

HOME RUNS

| | NO. | NAME | GP | H | AB | YEAR |
|----|-----|------------------|-----------|-----------|------------|-------------|
| 1. | 22 | Fa Leilua | 58 | 61 | 177 | 2019 |
| 2. | 18 | Iyhia McMichael | 64 | 75 | 186 | 2003 |
| 3. | 15 | Jessica Cooley | 57 | 49 | 158 | 2012 |
| 4. | 14 | Kellie Wilkerson | 61 | 70 | 167 | 2001 |
| 5. | 13 | Logan Foulks | 57 | 53 | 171 | 2013 |

SLUGGING PERCENTAGE

| | NO. | NAME | GP | TB | AB | YEAR |
|----|-------------|------------------|-----------|------------|------------|-------------|
| 1. | .801 | Iyhia McMichael | 64 | 149 | 186 | 2003 |
| 2. | .766 | Kellie Wilkerson | 61 | 128 | 167 | 2001 |
| 3. | .757 | Fa Leilua | 58 | 134 | 177 | 2019 |
| 4. | .622 | Sam Lenahan | 57 | 92 | 148 | 2013 |
| 5. | .619 | Melanie Morgan | 38 | 73 | 118 | 1985 |

STOLEN BASES

| | NO. | NAME | GP | ATT | PCT | YEAR |
|----|-----|------------------|----|-----|-------|------|
| 1. | 54 | Chelsea Bramlett | 56 | 60 | .964 | 2009 |
| 2. | 36 | Iyhia McMichael | 64 | 37 | .973 | 2003 |
| 3. | 35 | Kellie Wilkerson | 61 | 43 | .814 | 2001 |
| 4. | 34 | Loryn Nichols | 56 | 34 | 1.000 | 2015 |
| 5. | 28 | Kayla Winkfield | 57 | 31 | .903 | 2015 |

TOTAL BASES

| | NO. | NAME | GP | H | AB | YEAR |
|----|-----|------------------|-----------|-----------|------------|-------------|
| 1. | 149 | Iyhia McMichael | 64 | 75 | 186 | 2003 |
| 2. | 134 | Fa Leilua | 58 | 61 | 177 | 2019 |
| 3. | 130 | Keri McCallum | 67 | 88 | 235 | 1999 |
| 4. | 128 | Kellie Wilkerson | 61 | 70 | 167 | 2001 |
| 5. | 103 | Logan Foulks | 57 | 53 | 171 | 2013 |

RUNS BATTED IN

| | NO. | NAME | GP | H | AB | YEAR |
|----|-----|------------------|-----------|-----------|------------|-------------|
| 1. | 63 | Iyhia McMichael | 64 | 75 | 186 | 2003 |
| 2. | 56 | Courtney Bures | 61 | 64 | 181 | 2007 |
| 3. | 52 | Fa Leilua | 58 | 61 | 177 | 2019 |
| 4. | 41 | Jessica Cooley | 57 | 49 | 158 | 2012 |
| 5. | 40 | Sam Lenahan | 57 | 48 | 148 | 2013 |
| | 40 | Michelle Gates | 65 | 61 | 190 | 1999 |

WALKS

| | NO. | NAME | GP | OB% | YEAR |
|----|-----|------------------|----|------|------|
| 1. | 51 | Sam Lenahan | 57 | .502 | 2013 |
| 2. | 48 | Kellie Wilkerson | 61 | .555 | 2001 |
| 3. | 38 | Iyhia McMichael | 64 | .502 | 2003 |
| 4. | 31 | Katie Cooley | 57 | .406 | 2006 |
| 5. | 29 | Mackenzie Toler | 56 | .434 | 2016 |

EARNED RUN AVERAGE (MIN. 40 IP)

| | NO. | NAME | APP | ER | IP | YEAR |
|----|------|-------------------|-----|----|-------|------|
| 1. | 1.07 | Autumn Anderson | 51 | 42 | 275.2 | 1999 |
| 2. | 1.75 | Stephanie Comeaux | 29 | 39 | 155.2 | 2006 |
| 3. | 1.97 | Alison Owen | 43 | 56 | 198.2 | 2013 |
| 4. | 2.00 | Alicia Judd | 24 | 41 | 143.1 | 1997 |
| 5. | 2.20 | Cassady Knudsen | 22 | 23 | 73.1 | 2017 |

INNINGS PITCHED

| | NO. | NAME | APP | ER | ERA | YEAR |
|----|-------|------------------|-----|----|------|------|
| 1. | 275.2 | Autumn Anderson | 50 | 42 | 1.07 | 1998 |
| 2. | 198.2 | Alison Owen | 42 | 56 | 1.97 | 2013 |
| 3. | 182.2 | Stephanie Becker | 43 | 65 | 2.49 | 2012 |
| 4. | 180.0 | Melissa Massey | 37 | 63 | 2.45 | 2004 |
| 5. | 173.1 | Kelsey Nurnberg | 38 | 20 | 2.26 | 2008 |

STRIKEOUTS

| | NO. | NAME | APP | IP | ER | YEAR |
|----|-----|------------------|-----|-------|----|------|
| 1. | 250 | Alison Owen | 42 | 198.2 | 56 | 2013 |
| 2. | 246 | Autumn Anderson | 50 | 275.2 | 42 | 1998 |
| 3. | 163 | Stephanie Becker | 43 | 182.2 | 65 | 2012 |
| 4. | 117 | Kylie Vry | 34 | 122.0 | 59 | 2012 |
| 5. | 115 | Melissa Massey | 37 | 180.0 | 63 | 2004 |

SENIOR RECORDS

AT BATS

| | NO. | NAME | GP | H | AVG | YEAR |
|----|-----|-----------------|----|-----|------|------|
| 1. | 243 | Keri McCallum | 71 | 100 | .412 | 2000 |
| 2. | 216 | Karrie Rider | 71 | 66 | .306 | 2000 |
| 3. | 211 | Michelle Gates | 69 | 62 | .294 | 2000 |
| 4. | 210 | Jenny Hehnke | 69 | 65 | .310 | 2000 |
| 5. | 208 | Jennifer Nelson | 64 | 70 | .337 | 2003 |

RUNS

| | NO. | NAME | GP | H | AB | YEAR |
|----|-----|------------------|----|-----|-----|------|
| 1. | 83 | Iyhia McMichael | 65 | 87 | 183 | 2004 |
| 2. | 64 | Keri McCallum | 71 | 100 | 243 | 2000 |
| 3. | 56 | Chelsea Bramlett | 55 | 98 | 181 | 2010 |
| 4. | 51 | Kellie Wilkerson | 66 | 80 | 191 | 2002 |
| 5. | 48 | Ali Bainbridge | 56 | 50 | 150 | 2011 |

HITS

| | NO. | NAME | GP | AB | AVG | YEAR |
|----|-----|------------------|----|-----|------|------|
| 1. | 100 | Keri McCallum | 71 | 243 | .412 | 2000 |
| 2. | 98 | Chelsea Bramlett | 55 | 183 | .536 | 2010 |
| 3. | 87 | Iyhia McMichael | 65 | 183 | .475 | 2004 |
| 4. | 74 | Courtney Bures | 63 | 186 | .398 | 2008 |
| 5. | 73 | Kate Jaspers | 63 | 187 | .390 | 2004 |

BATTING AVERAGE

| | NO. | NAME | GP | H | AB | YEAR |
|----|------|------------------|----|-----|-----|------|
| 1. | .536 | Chelsea Bramlett | 55 | 98 | 183 | 2010 |
| 2. | .475 | Iyhia McMichael | 65 | 87 | 183 | 2004 |
| 3. | .419 | Kellie Wilkerson | 66 | 80 | 191 | 2002 |
| 4. | .412 | Keri McCallum | 71 | 100 | 243 | 2000 |
| 5. | .398 | Courtney Bures | 63 | 74 | 186 | 2008 |

DOUBLES

| | NO. | NAME | GP | H | AB | YEAR |
|----|-----|------------------|----|----|-----|------|
| 1. | 18 | Kellie Wilkerson | 66 | 80 | 191 | 2002 |
| 2. | 16 | Iyhia McMichael | 65 | 87 | 183 | 2004 |
| 3. | 14 | Courtney Bures | 63 | 74 | 186 | 2008 |
| 4. | 13 | Courtney Nesbit | 56 | 53 | 169 | 2011 |
| | 13 | Chelsea Raines | 56 | 41 | 154 | 2011 |

TRIPLES

| | NO. | NAME | GP | H | AB | YEAR |
|----|-----|------------------|----|-----|-----|------|
| 1. | 11 | Keri McCallum | 71 | 100 | 243 | 2000 |
| 2. | 10 | Iyhia McMichael | 65 | 87 | 183 | 2004 |
| 3. | 7 | Jennifer Nelson | 64 | 70 | 208 | 2003 |
| 4. | 6 | Kayla Winkfield | 57 | 59 | 179 | 2016 |
| | 6 | Chelsea Bramlett | 55 | 98 | 183 | 2010 |

HOME RUNS

| | NO. | NAME | GP | H | AB | YEAR |
|----|-----|-----------------|----|----|-----|------|
| 1. | 13 | Kat Moore | 55 | 58 | 169 | 2019 |
| 2. | 10 | Morgan Bell | 61 | 41 | 149 | 2018 |
| | 10 | Sam Lenahan | 59 | 36 | 153 | 2014 |
| | 10 | Jessica Cooley | 57 | 37 | 140 | 2013 |
| | 10 | Iyhia McMichael | 65 | 87 | 183 | 2004 |

SLUGGING PERCENTAGE

| | NO. | NAME | GP | TB | AB | YEAR |
|----|------|------------------|----|-----|-----|------|
| 1. | .836 | Iyhia McMichael | 65 | 153 | 183 | 2004 |
| 2. | .675 | Kellie Wilkerson | 66 | 129 | 191 | 2002 |
| 3. | .663 | Kat Moore | 55 | 58 | 169 | 2019 |
| 4. | .651 | Brittany Bell | 57 | 99 | 152 | 2012 |
| 5. | .617 | Chelsea Bramlett | 55 | 113 | 183 | 2010 |

STOLEN BASES

| | NO. | NAME | GP | ATT | PCT | YEAR |
|----|-----|------------------|----|-----|------|------|
| 1. | 61 | Chelsea Bramlett | 55 | 64 | .953 | 2010 |
| 2. | 41 | Iyhia McMichael | 65 | 48 | .854 | 2004 |
| 3. | 31 | Keri McCallum | 71 | 34 | .912 | 2000 |
| 4. | 22 | Nakita Boyce | 63 | 23 | .956 | 2008 |
| 5. | 20 | Ali Bainbridge | 56 | 23 | .870 | 2011 |
| | 20 | Michelle Gates | 69 | 24 | .833 | 2000 |

TOTAL BASES

| | NO. | NAME | GP | H | AB | YEAR |
|----|-----|------------------|----|-----|-----|------|
| 1. | 153 | Iyhia McMichael | 65 | 87 | 183 | 2004 |
| 2. | 145 | Keri McCallum | 71 | 100 | 243 | 2000 |
| 3. | 129 | Kellie Wilkerson | 66 | 80 | 191 | 2002 |
| 4. | 113 | Chelsea Bramlett | 55 | 98 | 183 | 2010 |
| 5. | 112 | Kat Moore | 55 | 58 | 169 | 2019 |

RUNS BATTED IN

| | NO. | NAME | GP | H | AB | YEAR |
|----|-----|-------------------|----|----|-----|------|
| 1. | 55 | Jennifer Waterman | 64 | 63 | 195 | 2004 |
| 2. | 47 | Kat Moore | 55 | 58 | 169 | 2019 |
| | 47 | Kate Jaspers | 63 | 73 | 187 | 2004 |
| 4. | 46 | Courtney Bures | 63 | 74 | 186 | 2008 |
| 5. | 44 | Reggie Harrison | 61 | 47 | 169 | 2018 |
| | 44 | Caroline Seitz | 58 | 55 | 176 | 2017 |

WALKS

| | NO. | NAME | GP | OB% | YEAR |
|----|-----|------------------|----|------|------|
| 1. | 51 | Iyhia McMichael | 65 | .595 | 2004 |
| 2. | 50 | Kellie Wilkerson | 66 | .550 | 2002 |
| 3. | 44 | Ka'ili Smith | 57 | .495 | 2012 |
| 4. | 40 | Heidi Shape | 50 | .446 | 2014 |
| | 40 | Ali Bainbridge | 56 | .500 | 2011 |

EARNED RUN AVERAGE (MIN. 40 IP)

| | NO. | NAME | APP | ER | IP | YEAR |
|----|------|----------------|-----|----|-------|------|
| 1. | 1.43 | Holly Ward | 39 | 38 | 186.0 | 2018 |
| 2. | 1.59 | Vicki Bonar | 22 | 30 | 132.0 | 1985 |
| 3. | 1.89 | Alicia Judd | 32 | 35 | 129.1 | 1998 |
| 4. | 1.95 | Sara Hickerson | 45 | 28 | 100.2 | 2007 |
| 5. | 1.99 | Kelli Miller | 38 | 47 | 165.0 | 2007 |

INNINGS PITCHED

| | NO. | NAME | APP | ER | ERA | YEAR |
|----|-------|-----------------|-----|----|------|------|
| 1. | 254.0 | Autumn Anderson | 51 | 77 | 2.12 | 1999 |
| 2. | 221.2 | Kasey Whitehead | 53 | 85 | 2.68 | 2002 |
| 3. | 186.0 | Holly Ward | 39 | 38 | 1.43 | 2018 |
| 4. | 176.1 | Alison Owen | 39 | 75 | 2.98 | 2014 |
| 5. | 165.0 | Kelli Miller | 38 | 47 | 1.99 | 2007 |

STRIKEOUTS

| | NO. | NAME | APP | IP | ER | YEAR |
|----|-----|------------------|-----|-------|----|------|
| 1. | 223 | Alison Owen | 39 | 176.1 | 75 | 2014 |
| 2. | 173 | Holly Ward | 39 | 186.0 | 38 | 2018 |
| 3. | 160 | Autumn Anderson | 51 | 254.0 | 77 | 1999 |
| 4. | 159 | Stephanie Becker | 32 | 129.0 | 66 | 2013 |
| 5. | 136 | Cassady Knudsen | 28 | 108.2 | 43 | 2018 |

ANNUAL LEADERS
BATTING AVERAGE

| YEAR | NAME | NO. |
|------|------------------|------|
| 1983 | Kristie Mellert | .364 |
| 1984 | Meg Hartnett | .300 |
| 1985 | Karen Shipley | .391 |
| 1986 | Sherri Jennings | .327 |
| 1997 | Keri McCallum | .427 |
| 1998 | Michelle Gates | .380 |
| 1999 | Kellie Wilkerson | .443 |
| 2000 | Kellie Wilkerson | .431 |
| 2001 | Kellie Wilkerson | .419 |
| 2002 | Kellie Wilkerson | .419 |
| 2003 | Iyhia McMichael | .403 |
| 2004 | Iyhia McMichael | .475 |
| 2005 | Courtney Bures | .388 |
| 2006 | Courtney Bures | .346 |
| 2007 | Chelsea Bramlett | .386 |
| 2008 | Chelsea Bramlett | .450 |
| 2009 | Chelsea Bramlett | .486 |
| 2010 | Chelsea Bramlett | .536 |
| 2011 | Ka'ili Smith | .348 |
| 2012 | Brittany Bell | .368 |
| 2013 | Sam Lenahan | .324 |
| 2014 | Caroline Seitz | .340 |
| 2015 | Mackenzie Toler | .347 |
| 2016 | Kayla Winkfield | .330 |
| 2017 | Reggie Harrison | .333 |
| 2018 | Mia Davidson | .370 |
| 2019 | Mia Davidson | .373 |

HITS

| YEAR | NAME | NO. |
|------|------------------|-----|
| 1983 | Kristie Mellert | 20 |
| 1984 | Meg Hartnett | 30 |
| 1985 | Karen Shipley | 54 |
| 1986 | Sherri Jennings | 37 |
| 1997 | Jenny Hehnke | 71 |
| 1998 | Michelle Gates | 70 |
| 1999 | Kellie Wilkerson | 90 |
| 2000 | Keri McCallum | 100 |
| 2001 | Kellie Wilkerson | 70 |
| 2002 | Kellie Wilkerson | 80 |
| 2003 | Iyhia McMichael | 75 |
| 2004 | Iyhia McMichael | 87 |
| 2005 | Courtney Bures | 81 |
| 2006 | Courtney Bures | 62 |
| 2007 | Chelsea Bramlett | 83 |
| 2008 | Chelsea Bramlett | 90 |
| 2009 | Chelsea Bramlett | 88 |
| 2010 | Chelsea Bramlett | 98 |
| 2011 | Ka'ili Smith | 57 |
| 2012 | Ka'ili Smith | 59 |
| 2013 | Logan Foulks | 53 |
| 2014 | Caroline Seitz | 64 |
| 2015 | Caroline Seitz | 62 |
| 2016 | Kayla Winkfield | 59 |
| 2017 | Bevia Robinson | 56 |
| 2018 | Mia Davidson | 70 |
| 2019 | Mia Davidson | 63 |

DOUBLES

| YEAR | NAME | NO. |
|------|---------------------------------|-----|
| 1983 | Kristie Mellert | 3 |
| 1984 | Meg Hartnett | 5 |
| 1985 | Karen Shipley | 9 |
| 1986 | Connie Pendley | 4 |
| 1997 | Michelle Gates | 16 |
| 1998 | Michelle Gates | 15 |
| 1999 | Keri McCallum | 22 |
| 2000 | Kellie Wilkerson | 14 |
| 2001 | Kellie Wilkerson | 12 |
| 2002 | Kellie Wilkerson | 18 |
| 2003 | Jennifer Waterman | 18 |
| 2004 | Iyhia McMichael | 16 |
| 2005 | Courtney Bures | 16 |
| 2006 | Hayle Guess | 10 |
| 2007 | Courtney Bures | 13 |
| 2008 | Courtney Bures | 14 |
| 2009 | Ka'ili Smith | 11 |
| 2010 | Ali Bainbridge | 12 |
| 2011 | Ali Bainbridge / Chelsea Raines | 13 |
| 2012 | Ka'ili Smith | 11 |
| 2013 | Sam Lenahan | 12 |
| 2014 | Caroline Seitz | 20 |
| 2015 | Caroline Seitz | 16 |
| 2016 | Amanda Ivy | 9 |
| 2017 | Reggie Harrison | 15 |
| 2018 | Mia Davidson | 13 |
| 2019 | Mia Davidson / Emily Heimberger | 8 |

TRIPLES

| YEAR | NO. | |
|------|-----------------------------------|----|
| 1983 | Kristie Mellert | 2 |
| 1984 | Meg Hartnett | 3 |
| 1985 | Melanie Morgan | 7 |
| 1986 | Four Players | 2 |
| 1997 | Keri McCallum | 11 |
| 1998 | Michelle Gates | 10 |
| 1999 | Keri McCallum | 10 |
| 2000 | Keri McCallum | 11 |
| 2001 | Iyhia McMichael | 3 |
| 2002 | Iyhia McMichael | 8 |
| 2003 | Jennifer Nelson | 7 |
| 2004 | Iyhia McMichael | 10 |
| 2005 | Courtney Bures | 5 |
| 2006 | Courtney Bures | 6 |
| 2007 | Nakita Boyce | 6 |
| 2008 | Hayle Guess / Nakita Boyce | 4 |
| 2009 | Ka'iili Smith | 4 |
| 2010 | Chelsea Bramlett | 6 |
| 2011 | Ali Bainbridge | 4 |
| 2012 | Brittany Bell / Jessica Offutt | 3 |
| 2013 | Heidi Shape | 2 |
| 2014 | Caroline Seitz | 4 |
| 2015 | Katie Anne Bailey | 8 |
| 2016 | Kayla Winkfield | 6 |
| 2017 | Six Players | 2 |
| 2018 | Emily Heimberger / Bevia Robinson | 4 |
| 2019 | Kat Moore | 4 |

HOME RUNS

| YEAR | NO. | |
|------|--------------------------------|----|
| 1983 | Kristie Mellert | 3 |
| 1984 | Meg Hartnett | 2 |
| 1985 | Meg Hartnett | 6 |
| 1986 | Melanie Morgan | 8 |
| 1997 | Michelle Gates | 5 |
| 1998 | Michelle Gates | 6 |
| 1999 | Kellie Wilkerson | 13 |
| 2000 | Kellie Wilkerson | 8 |
| 2001 | Kellie Wilkerson | 14 |
| 2002 | Kellie Wilkerson | 9 |
| 2003 | Iyhia McMichael | 18 |
| 2004 | Iyhia McMichael | 10 |
| 2005 | Courtney Bures | 17 |
| 2006 | Sammie Jo Bailey | 8 |
| 2007 | Hayle Guess | 6 |
| 2008 | Hayle Guess | 7 |
| 2009 | Jessie Bailey / Ali Bainbridge | 4 |
| 2010 | Ka'ili Smith | 10 |
| 2011 | Sam Lenahan / Courtney Nesbit | 8 |
| 2012 | Jessica Cooley | 15 |
| 2013 | Logan Foulks | 13 |
| 2014 | Sam Lenahan | 10 |
| 2015 | Caroline Seitz | 15 |
| 2016 | Caroline Seitz | 5 |
| 2017 | Caroline Seitz | 9 |
| 2018 | Mia Davidson | 19 |
| 2019 | Mia Davidson | 26 |

TOTAL BASES

| YEAR | NO. | |
|------|------------------|-----|
| 1983 | Kristie Mellert | 33 |
| 1984 | Meg Hartnett | 47 |
| 1985 | Meg Hartnett | 85 |
| 1986 | Melanie Morgan | 65 |
| 1997 | Michelle Gates | 99 |
| 1998 | Michelle Gates | 123 |
| 1999 | Kellie Wilkerson | 152 |
| 2000 | Keri McCallum | 145 |
| 2001 | Kellie Wilkerson | 128 |
| 2002 | Kellie Wilkerson | 129 |
| 2003 | Iyhia McMichael | 149 |
| 2004 | Iyhia McMichael | 153 |
| 2005 | Courtney Bures | 158 |
| 2006 | Courtney Bures | 98 |
| 2007 | Chelsea Bramlett | 95 |
| 2008 | Courtney Bures | 107 |
| 2009 | Chelsea Bramlett | 99 |
| 2010 | Chelsea Bramlett | 113 |
| 2011 | Courtney Nesbit | 92 |
| 2012 | Brittany Bell | 99 |
| 2013 | Logan Foulks | 103 |
| 2014 | Caroline Seitz | 116 |
| 2015 | Caroline Seitz | 123 |
| 2016 | Kayla Winkfield | 82 |
| 2017 | Caroline Seitz | 92 |
| 2018 | Mia Davidson | 144 |
| 2019 | Mia Davidson | 149 |

ANNUAL LEADERS

RUNS BATTED IN

| YEAR | NAME | NO. |
|------|---------------------------------|-----|
| 1983 | Kristie Mellert | 3 |
| 1984 | Meg Hartnett | 14 |
| 1985 | Meg Hartnett | 34 |
| 1986 | Melanie Morgan | 29 |
| 1997 | Michelle Gates | 48 |
| 1998 | Michelle Gates | 35 |
| 1999 | Kellie Wilkerson | 65 |
| 2000 | Karrie Rider / Kellie Wilkerson | 43 |
| 2001 | Kellie Wilkerson | 33 |
| 2002 | Iyhia McMichael | 48 |
| 2003 | Iyhia McMichael | 63 |
| 2004 | Jennifer Waterman | 55 |
| 2005 | Courtney Bures | 54 |
| 2006 | Courtney Bures | 37 |
| 2007 | Courtney Bures | 56 |
| 2008 | Courtney Bures | 46 |
| 2009 | Ka'ili Smith | 35 |
| 2010 | Ka'ili Smith | 50 |
| 2011 | Courtney Nesbit | 42 |
| 2012 | Jessica Cooley | 41 |
| 2013 | Sam Lenahan | 40 |
| 2014 | Sam Lenahan | 43 |
| 2015 | Caroline Seitz | 54 |
| 2016 | Caroline Seitz | 31 |
| 2017 | Caroline Seitz | 44 |
| 2018 | Mia Davidson | 48 |
| 2019 | Mia Davidson | 64 |

RUNS SCORED

| YEAR | NO. | YEAR | NO. |
|------|-------------------|------|-----|
| 1983 | Kristie Mellert | 8 | |
| 1984 | Meg Hartnett | 13 | |
| 1985 | Melanie Morgan | 36 | |
| 1986 | Sherri Jennings | 30 | |
| 1997 | Jenny Hehnke | 44 | |
| 1998 | Michelle Gates | 47 | |
| 1999 | Keri McCallum | 57 | |
| 2000 | Keri McCallum | 64 | |
| 2001 | Kellie Wilkerson | 55 | |
| 2002 | Kellie Wilkerson | 51 | |
| 2003 | Iyhia McMichael | 63 | |
| 2004 | Iyhia McMichael | 83 | |
| 2005 | Courtney Bures | 49 | |
| 2006 | Hayle Guess | 39 | |
| 2007 | Chelsea Bramlett | 56 | |
| 2008 | Chelsea Bramlett | 52 | |
| 2009 | Chelsea Bramlett | 55 | |
| 2010 | Chelsea Bramlett | 56 | |
| 2011 | Ali Bainbridge | 48 | |
| 2012 | Brittany Bell | 40 | |
| 2013 | Sam Lenahan | 35 | |
| 2014 | Heidi Shape | 33 | |
| 2015 | Katie Anne Bailey | 43 | |
| 2016 | Kayla Winkfield | 39 | |
| 2017 | Bevia Robinson | 41 | |
| 2018 | Mia Davidson | 50 | |
| 2019 | Mia Davidson | 52 | |

SLUGGING PERCENTAGE

| YEAR | NAME | NO. |
|------|------------------|------|
| 1983 | Kristie Mellert | .600 |
| 1984 | Meg Hartnett | .470 |
| 1985 | Melanie Morgan | .653 |
| 1986 | Melanie Morgan | .575 |
| 1997 | Keri McCallum | .618 |
| 1998 | Michelle Gates | .668 |
| 1999 | Kellie Wilkerson | .749 |
| 2000 | Kellie Wilkerson | .663 |
| 2001 | Kellie Wilkerson | .766 |
| 2002 | Kellie Wilkerson | .675 |
| 2003 | Iyhia McMichael | .801 |
| 2004 | Iyhia McMichael | .836 |
| 2005 | Courtney Bures | .756 |
| 2006 | Courtney Bures | .547 |
| 2007 | Courtney Bures | .514 |
| 2008 | Courtney Bures | .575 |
| 2009 | Chelsea Bramlett | .547 |
| 2010 | Chelsea Bramlett | .617 |
| 2011 | Ali Bainbridge | .593 |
| 2012 | Brittany Bell | .651 |
| 2013 | Sam Lenahan | .622 |
| 2014 | Caroline Seitz | .617 |
| 2015 | Caroline Seitz | .631 |
| 2016 | Kayla Winkfield | .458 |
| 2017 | Caroline Seitz | .523 |
| 2018 | Mia Davidson | .762 |
| 2019 | Mia Davidson | .882 |

GAME-WINNING RUNS BATTED IN

| YEAR | NAME | NO. |
|------|--|-----|
| 1997 | Michelle Gates | 7 |
| 1998 | Cheri Smith | 7 |
| 1999 | Kellie Wilkerson | 12 |
| 2000 | Michelle Gates | 9 |
| 2001 | Kellie Wilkerson | 8 |
| 2002 | Iyhia McMichael | 9 |
| 2003 | Iyhia McMichael | 7 |
| 2004 | Jennifer Waterman | 12 |
| 2005 | Courtney Bures | 7 |
| 2006 | Courtney Bures | 7 |
| 2007 | Courtney Bures | 10 |
| 2008 | Hayle Guess | 6 |
| 2009 | Ali Bainbridge / Courtney Moore / Jessie Spain | 4 |
| 2010 | Erin Nesbit | 5 |
| 2011 | Sam Lenahan / Courtney Nesbit | 5 |
| 2012 | Heidi Shape / Ka'ili Smith | 6 |
| 2013 | Logan Foulks / Sam Lenahan | 7 |
| 2014 | Sam Lenahan | 9 |
| 2015 | Mackenzie Toler | 8 |
| 2016 | Mackenzie Toler / Katie Anne Bailey | 4 |
| 2017 | Olivia Golden / Caroline Seitz | 6 |
| 2018 | Sarai Niu | 8 |
| 2019 | Kat Moore | 8 |

GAME-WINNING RUNS SCORED

| YEAR | NO. | YEAR | NO. |
|------|----------------------------------|------|-----|
| 1997 | Jenny Hehnke | 7 | |
| 1998 | Keri McCallum | 7 | |
| 1999 | Keri McCallum | 15 | |
| 2000 | Keri McCallum | 22 | |
| 2001 | Kellie Wilkerson | 10 | |
| 2002 | Kellie Wilkerson | 7 | |
| 2003 | Jennifer Nelson | 8 | |
| 2004 | Iyhia McMichael | 20 | |
| 2005 | Courtney Bures | 8 | |
| 2006 | Hayle Guess | 11 | |
| 2007 | Chelsea Bramlett | 9 | |
| 2008 | Chelsea Bramlett | 9 | |
| 2009 | Chelsea Bramlett | 11 | |
| 2010 | Chelsea Bramlett | 5 | |
| 2011 | Ali Bainbridge | 12 | |
| 2012 | Brittany Bell | 8 | |
| 2013 | Jessica Offutt | 6 | |
| 2014 | Heidi Shape | 7 | |
| 2015 | Caroline Seitz / Kayla Winkfield | 6 | |
| 2016 | Katie Anne Bailey | 7 | |
| 2017 | Bevia Robinson | 12 | |
| 2018 | Kat Moore | 12 | |
| 2019 | Emily Heimberger | 10 | |



MIA DAVIDSON

ANNUAL LEADERS
WALKS (BATting)

| YEAR | NAME | NO. |
|------|-------------------------------|-----|
| 1983 | Kristie Mellert | 12 |
| 1984 | Meg Hartnett | 8 |
| 1985 | Missy Herbert | 20 |
| 1986 | Sherri Jennings | 12 |
| 1997 | Karrie Rider | 18 |
| 1998 | Cheri Smith | 30 |
| 1999 | Kellie Wilkerson | 30 |
| 2000 | Kellie Wilkerson | 49 |
| 2001 | Kellie Wilkerson | 48 |
| 2002 | Kellie Wilkerson | 50 |
| 2003 | Iyhia McMichael | 38 |
| 2004 | Iyhia McMichael | 51 |
| 2005 | Katie Cooley | 29 |
| 2006 | Katie Cooley | 31 |
| 2007 | Courtney Bures / Katie Cooley | 20 |
| 2008 | Courtney Bures | 27 |
| 2009 | Ka'ili Smith | 22 |
| 2010 | Brittany Bell | 24 |
| 2011 | Ali Bainbridge | 40 |
| 2012 | Ka'ili Smith | 44 |
| 2013 | Sam Lenahan | 51 |
| 2014 | Heidi Shape | 40 |
| 2015 | Mackenzie Toler | 37 |
| 2016 | Mackenzie Toler | 29 |
| 2017 | Reggie Harrison | 28 |
| 2018 | Reggie Harrison | 26 |
| 2019 | Mia Davidson | 23 |

ON-BASE PERCENTAGE

| YEAR | NAME | NO. |
|------|-------------------------------|------|
| 1997 | Keri McCallum | .469 |
| 1998 | Michelle Gates | .439 |
| 1999 | Kellie Wilkerson | .519 |
| 2000 | Kellie Wilkerson | .553 |
| 2001 | Kellie Wilkerson | .555 |
| 2002 | Kellie Wilkerson | .550 |
| 2003 | Iyhia McMichael | .502 |
| 2004 | Iyhia McMichael | .595 |
| 2005 | Courtney Bures | .426 |
| 2006 | Courtney Bures / Katie Cooley | .406 |
| 2007 | Courtney Bures | .452 |
| 2008 | Chelsea Bramlett | .484 |
| 2009 | Chelsea Bramlett | .532 |
| 2010 | Chelsea Bramlett | .571 |
| 2011 | Ali Bainbridge | .500 |
| 2012 | Brittany Bell | .525 |
| 2013 | Sam Lenahan | .502 |
| 2014 | Heidi Shape | .446 |
| 2015 | Mackenzie Toler | .484 |
| 2016 | Mackenzie Toler | .434 |
| 2017 | Reggie Harrison | .453 |
| 2018 | Mia Davidson | .452 |
| 2019 | Mia Davidson | .476 |

STOLEN BASES

| YEAR | NAME | NO. |
|------|--------------------------------|-----|
| 1986 | Sherri Jennings | 11 |
| 1997 | Keri McCallum | 27 |
| 1998 | Michelle Gates | 30 |
| 1999 | Michelle Gates | 17 |
| 2000 | Keri McCallum | 31 |
| 2001 | Kellie Wilkerson | 35 |
| 2002 | Iyhia McMichael | 36 |
| 2003 | Iyhia McMichael | 36 |
| 2004 | Iyhia McMichael | 41 |
| 2005 | Courtney Bures | 18 |
| 2006 | Hayle Guess | 23 |
| 2007 | Chelsea Bramlett | 46 |
| 2008 | Chelsea Bramlett | 46 |
| 2009 | Chelsea Bramlett | 54 |
| 2010 | Chelsea Bramlett | 61 |
| 2011 | Ali Bainbridge | 20 |
| 2012 | Jessica Offutt | 17 |
| 2013 | Loryn Nichols | 23 |
| 2014 | Loryn Nichols / Jessica Offutt | 16 |
| 2015 | Loryn Nichols | 34 |
| 2016 | Kayla Winkfield | 17 |
| 2017 | Bevia Robinson | 30 |
| 2018 | Emily Heimberger | 17 |
| 2019 | Emily Heimberger | 12 |

FIELDING PERCENTAGE (MIN. 125 CHANCES)

| YEAR | NO. |
|------|------------------------|
| 1997 | Alicia Judd .984 |
| 1998 | Cheri Smith .985 |
| 1999 | Cheri Smith .990 |
| 2000 | Keri McCallum .992 |
| 2001 | Kate Jaspers .987 |
| 2002 | Kellie Wilkerson .988 |
| 2003 | Kate Jaspers .994 |
| 2004 | Jennifer Waterman .992 |
| 2005 | Lindsay Hunley .996 |
| 2006 | Blair Hewett .997 |
| 2007 | Sammie Jo Bailey .988 |
| 2008 | Chelsea Bramlett .993 |
| 2009 | Chelsea Bramlett .990 |
| 2010 | Courtney Nesbit .986 |
| 2011 | Courtney Nesbit .986 |
| 2012 | Ka'ili Smith .990 |
| 2013 | Sam Lenahan .984 |
| 2014 | Sam Lenahan .998 |
| 2015 | Katie Anne Bailey .981 |
| 2016 | Sarai Niu .987 |
| 2017 | Calyn Adams .990 |
| 2018 | Sarai Niu .985 |
| 2019 | Mia Davidson .983 |

EARNED RUN AVERAGE (MIN. 40 IP)

| YEAR | NO. |
|------|------------------------|
| 1983 | Susan Akins 2.54 |
| 1984 | Vicki Bonar 1.96 |
| 1985 | Kim Davis 1.58 |
| 1986 | Kim Davis 1.01 |
| 1997 | Michelle Gates 1.91 |
| 1998 | Autumn Anderson 1.07 |
| 1999 | Autumn Anderson 2.12 |
| 2000 | Jennifer Pursell 1.99 |
| 2001 | Kellie Wilkerson 0.44 |
| 2002 | Kellie Wilkerson 1.78 |
| 2003 | Melissa Massey 3.28 |
| 2004 | Kelli Miller 1.92 |
| 2005 | Kelli Miller 2.39 |
| 2006 | Stephanie Comeaux 1.75 |
| 2007 | Sara Hickerson 1.95 |
| 2008 | Misty Flesher 2.11 |
| 2009 | Lindsey Dunlap 3.41 |
| 2010 | Misty Flesher 4.16 |
| 2011 | Kyle Vry 4.11 |
| 2012 | Stephanie Becker 2.49 |
| 2013 | Alison Owen 1.97 |
| 2014 | Alexis Silkwood 2.19 |
| 2015 | Alexis Silkwood 2.85 |
| 2016 | Regan Green 1.88 |
| 2017 | Alexis Silkwood 2.16 |
| 2018 | Holly Ward 1.43 |
| 2019 | Emily Williams 2.90 |

WINS

| YEAR | NO. |
|------|---------------------|
| 1983 | Susan Akins 3 |
| 1984 | Vicki Bonar 8 |
| 1985 | Kim Davis 17 |
| 1986 | Kim Davis 11 |
| 1997 | Michelle Gates 15 |
| 1998 | Autumn Anderson 26 |
| 1999 | Autumn Anderson 23 |
| 2000 | Jennifer Pursell 26 |
| 2001 | Jennifer Pursell 16 |
| 2002 | Kasey Whitehead 20 |
| 2003 | Melissa Massey 22 |
| 2004 | Melissa Massey 18 |
| 2005 | Kelli Miller 14 |
| 2006 | Ragan Blake 16 |
| 2007 | Kelli Miller 18 |
| 2008 | Misty Flesher 20 |
| 2009 | Lindsey Dunlap 17 |
| 2010 | Misty Flesher 12 |
| 2011 | Kylie Vry 8 |
| 2012 | Stephanie Becker 18 |
| 2013 | Alison Owen 17 |
| 2014 | Alison Owen 18 |
| 2015 | Alexis Silkwood 26 |
| 2016 | Holly Ward 9 |
| 2017 | Alexis Silkwood 15 |
| 2018 | Holly Ward 16 |
| 2019 | Emily Williams 15 |

ANNUAL LEADERS

SAVES


| YEAR | NAME | NO. |
|------|-----------------------------------|-----|
| 1997 | Michelle Gates | 1 |
| 1998 | Autumn Anderson | 3 |
| 1999 | Kellie Wilkerson | 8 |
| 2000 | Jennifer Pursell | 4 |
| 2001 | Kellie Wilkerson | 10 |
| 2002 | Kellie Wilkerson | 14 |
| 2003 | Stephanie Owens | 5 |
| 2004 | Stephanie Comeaux | 3 |
| 2005 | Ragan Blake | 7 |
| 2006 | Kelli Miller | 1 |
| 2007 | Sara Hickerson | 10 |
| 2008 | Elizabeth Woolven | 4 |
| 2009 | Lindsey Dunlap | 4 |
| 2010 | Stephanie Becker / Lindsey Dunlap | 2 |
| 2011 | Misty Flesher | 4 |
| 2012 | Kylie Vry | 3 |
| 2013 | Alison Owen | 5 |
| 2014 | Alexis Silkwood | 2 |
| 2015 | Alexis Silkwood | 2 |
| 2016 | Holly Ward | 2 |
| 2017 | Alexis Silkwood | 5 |
| 2018 | Holly Ward | 4 |
| 2019 | Emily Williams | 5 |

STRIKEOUTS

| YEAR | NAME | NO. |
|------|-------------------|-----|
| 1983 | Susan Akins | 27 |
| 1984 | Vicki Bonar | 34 |
| 1985 | Vicki Bonar | 73 |
| 1986 | Cathy Pippins | 35 |
| 1997 | Michelle Gates | 76 |
| 1998 | Autumn Anderson | 246 |
| 1999 | Autumn Anderson | 160 |
| 2000 | Jennifer Pursell | 143 |
| 2001 | Jennifer Pursell | 107 |
| 2002 | Kasey Whitehead | 95 |
| 2003 | Melissa Massey | 96 |
| 2004 | Melissa Massey | 115 |
| 2005 | Stephanie Comeaux | 105 |
| 2006 | Ragan Blake | 183 |
| 2007 | Kelli Miller | 85 |
| 2008 | Misty Flesher | 119 |
| 2009 | Lindsey Dunlap | 161 |
| 2010 | Lindsey Dunlap | 69 |
| 2011 | Stephanie Becker | 87 |
| | Kylie Vry | 87 |
| 2012 | Stephanie Becker | 163 |
| 2013 | Alison Owen | 250 |
| 2014 | Alison Owen | 223 |
| 2015 | Alexis Silkwood | 216 |
| 2016 | Regan Green | 92 |
| 2017 | Alexis Silkwood | 108 |
| 2018 | Holly Ward | 173 |
| 2019 | Emily Williams | 156 |

STRIKEOUTS PER 7 INNINGS

| YEAR | NO. | |
|------|------------------|------|
| 1983 | Susan Akins | 1.72 |
| 1984 | Sharon Hooper | 2.41 |
| 1985 | Vicki Bonar | 3.87 |
| 1986 | Cathy Pippins | 2.81 |
| 1997 | Michelle Gates | 3.02 |
| 1998 | Autumn Anderson | 6.25 |
| 1999 | Autumn Anderson | 4.41 |
| 2000 | Jennifer Pursell | 3.90 |
| 2001 | Kellie Wilkerson | 7.05 |
| 2002 | Kellie Wilkerson | 7.22 |
| 2003 | Melissa Massey | 3.38 |
| 2004 | Melissa Massey | 4.47 |
| 2005 | Melissa Massey | 6.54 |
| 2006 | Ragan Blake | 6.65 |
| 2007 | Sara Hickerson | 5.00 |
| 2008 | Misty Flesher | 4.64 |
| 2009 | Lindsey Dunlap | 5.18 |
| 2010 | Lindsey Dunlap | 6.47 |
| 2011 | Kylie Vry | 5.03 |
| 2012 | Kylie Vry | 6.71 |
| 2013 | Alison Owen | 8.83 |
| 2014 | Alison Owen | 8.86 |
| 2015 | Alexis Silkwood | 6.43 |
| 2016 | Regan Green | 7.90 |
| 2017 | Cassady Knudsen | 7.37 |
| 2018 | Cassady Knudsen | 8.76 |
| 2019 | Kayla Boseman | 6.64 |



EMILY WILLIAMS

ANNUAL SUMMARIES

| YEAR | RECORD | PCT. | HOME | AWAY | NEUTRAL | SEC | PCT. | SEC FINISH | HEAD COACH |
|---------------|----------------|-------------|----------------|----------------|----------------|----------------|-------------|------------|----------------|
| 1982 | 2-18 | .100 | 2-4 | 0-2 | 0-12 | -- | -- | | Lynn Keiser |
| 1983 | 6-13 | .316 | 3-5 | 2-2 | 1-6 | -- | -- | | Lynn Keiser |
| 1984 | 11-20 | .355 | 5-11 | 4-6 | 2-3 | -- | -- | | Vivian Langley |
| 1985 | 28-12 | .667 | 11-5 | 5-3 | 12-4 | -- | -- | | Vivian Langley |
| 1986 | 27-11 | .711 | 13-5 | 8-2 | 6-4 | -- | -- | | Vivian Langley |
| 1997 | 29-27 | .518 | 12-12 | 6-8 | 10-7 | 11-17 | .393 | | Kathy Arendsen |
| 1998 | 36-21 | .632 | 14-8 | 12-6 | 10-7 | 15-11 | .577 | | Kathy Arendsen |
| 1999 | 38-29 | .567 | 21-6 | 6-14 | 11-9 | 15-15 | .500 | | Kathy Arendsen |
| 2000 | 44-27 | .620 | 19-11 | 11-7 | 14-9 | 17-13 | .567 | | Kathy Arendsen |
| 2001 | 36-26 | .581 | 19-7 | 12-9 | 5-10 | 19-11 | .633 | | Kathy Arendsen |
| 2002 | 36-31 | .537 | 17-8 | 7-12 | 12-11 | 13-16 | .448 | | Kathy Arendsen |
| 2003 | 34-30 | .531 | 11-8 | 10-14 | 13-8 | 13-16 | .448 | | Jay Miller |
| 2004 | 39-26 | .600 | 23-6 | 9-13 | 7-7 | 14-15 | .483 | | Jay Miller |
| 2005 | 35-31 | .530 | 19-10 | 6-13 | 10-8 | 12-18 | .400 | | Jay Miller |
| 2006 | 33-28 | .541 | 16-11 | 9-13 | 8-4 | 7-22 | .241 | | Jay Miller |
| 2007 | 35-27 | .565 | 18-6 | 7-13 | 10-8 | 14-14 | .500 | | Jay Miller |
| 2008 | 41-22 | .651 | 20-8 | 10-6 | 11-8 | 13-14 | .481 | | Jay Miller |
| 2009 | 28-28 | .500 | 17-10 | 7-12 | 4-6 | 13-14 | .481 | | Jay Miller |
| 2010 | 26-29 | .473 | 11-12 | 7-12 | 8-5 | 7-20 | .259 | | Jay Miller |
| 2011 | 24-32 | .429 | 17-7 | 3-16 | 4-9 | 10-18 | .357 | | Jay Miller |
| 2012 | 33-24 | .579 | 16-11 | 13-7 | 4-6 | 12-16 | .429 | | Vann Stuedeman |
| 2013 | 33-24 | .579 | 14-9 | 8-13 | 10-2 | 8-16 | .333 | | Vann Stuedeman |
| 2014 | 39-21 | .650 | 20-7 | 10-10 | 9-4 | 10-14 | .417 | | Vann Stuedeman |
| 2015 | 36-21 | .632 | 20-10 | 12-7 | 4-4 | 10-14 | .417 | | Vann Stuedeman |
| 2016 | 26-31 | .456 | 16-13 | 4-13 | 6-5 | 3-21 | .125 | | Vann Stuedeman |
| 2017 | 36-22 | .621 | 24-7 | 7-11 | 5-4 | 10-14 | .417 | | Vann Stuedeman |
| 2018 | 38-23 | .623 | 24-10 | 8-9 | 6-4 | 7-17 | .292 | | Vann Stuedeman |
| 2019 | 35-23 | .603 | 21-8 | 8-11 | 6-4 | 9-15 | .346 | | Vann Stuedeman |
| TOTALS | 864-677 | .561 | 443-235 | 211-264 | 208-178 | 262-361 | .421 | | |

HEAD COACHING HISTORY

| YEAR | TENURE | RECORD | PCT | SEC | PCT |
|-------------------|-----------|----------------|-------------|----------------|-------------|
| Lynn Keiser | 1982-83 | 8-31 | .205 | -- | -- |
| Vivian Langley | 1984-86 | 66-45 | .595 | -- | -- |
| Kathy Arendsen | 1997-2002 | 219-161 | .576 | 90-83 | .520 |
| Jay Miller | 2003-11 | 295-252 | .539 | 103-152 | .404 |
| Vann Stuedeman | 2012-19 | 241-166 | .592 | 60-112 | .349 |
| Samantha Ricketts | 2020-prs. | 0-0 | -- | 0-0 | -- |
| TOTALS | | 864-677 | .561 | 262-362 | .420 |

MSU CAREER COACHING VICTORIES

| YEAR | TENURE | RECORD | PCT | SEC | PCT |
|----------------------|-----------|---------|------|---------|------|
| 1. Jay Miller | 2003-11 | 295-252 | .539 | 103-152 | .404 |
| 2. Vann Stuedeman | 2012-19 | 241-166 | .592 | 60-112 | .349 |
| 3. Kathy Arendsen | 1997-2002 | 219-161 | .576 | 90-83 | .520 |
| 4. Vivian Langley | 1984-86 | 66-45 | .595 | -- | -- |
| 5. Lynn Keiser | 1982-83 | 8-31 | .205 | -- | -- |
| 6. Samantha Ricketts | 2020-prs. | 0-0 | -- | 0-0 | -- |

MSU CAREER SEC COACHING VICTORIES

| YEAR | TENURE | SEC | PCT | RECORD | PCT |
|----------------------|-----------|---------|------|---------|------|
| 1. Jay Miller | 2003-11 | 103-152 | .404 | 295-252 | .539 |
| 2. Kathy Arendsen | 1997-2002 | 90-83 | .520 | 219-161 | .576 |
| 3. Vann Stuedeman | 2012-19 | 60-112 | .349 | 241-166 | .592 |
| 6. Samantha Ricketts | 2020-prs. | 0-0 | -- | 0-0 | -- |

MSU CAREER COACHING WINNING PERCENTAGE

| YEAR | TENURE | RECORD | PCT | SEC | PCT |
|----------------------|-----------|---------|------|---------|------|
| 1. Vivian Langley | 1984-86 | 66-45 | .595 | -- | -- |
| 2. Vann Stuedeman | 2012-19 | 241-166 | .592 | 60-112 | .349 |
| 3. Kathy Arendsen | 1997-2002 | 219-161 | .576 | 90-83 | .520 |
| 4. Jay Miller | 2003-11 | 295-252 | .539 | 103-152 | .404 |
| 5. Lynn Keiser | 1982-83 | 8-31 | .205 | -- | -- |
| 6. Samantha Ricketts | 2020-prs. | 0-0 | -- | 0-0 | -- |

MILESTONE VICTORIES

| WIN | OPPONENT | SCORE | LOCATION | DATE |
|-----|---------------------|----------|-----------------------|----------------|
| 1 | Louisiana-Lafayette | 13-3 | Starkville, Miss. | March 19, 1982 |
| 50 | Kentucky Wesleyan | 11-2 | Starkville, Miss. | March 8, 1986 |
| 100 | Louisiana Tech | 3-2 (10) | Starkville, Miss. | April 25, 1997 |
| 200 | UAB | 4-1 | Starkville, Miss. | March 22, 2000 |
| 300 | at Nevada | 7-0 | Las Cruces, N.M. | Feb. 21, 2003 |
| 400 | vs. Texas A&M-CC | 1-0 | Austin, Texas | May 20, 2005 |
| 500 | Kentucky | 1-0 | Starkville, Miss. | April 3, 2008 |
| 600 | Columbia | 12-4 (6) | Starkville, Miss. | March 3, 2012 |
| 700 | Illinois | 9-8 | Starkville, Miss. | Feb. 13, 2015 |
| 800 | vs. Nebraska | 9-0 (5) | Palm Springs, Calif.) | Feb. 22, 2018 |



ANNUAL TEAM BATTING STATS

| YEAR | GP | W-L | AVG | AB | R | H | 2B | 3B | HR | RBI | TB | SLG% | BB | HBP | SO | OB% | SF | SH | SB-ATT | PO | A | E | FLD% |
|------|----|-------|------|------|-----|-----|----|----|----|-----|-----|------|-----|-----|-----|------|----|----|---------|------|-----|----|------|
| 1982 | 20 | 2-18 | -- | -- | -- | -- | -- | -- | -- | -- | -- | -- | -- | -- | -- | -- | -- | -- | -- | -- | -- | -- | -- |
| 1983 | 19 | 6-13 | .248 | 528 | 60 | 131 | 9 | 9 | 8 | 42 | -- | -- | 53 | -- | 77 | .386 | -- | -- | -- | -- | -- | -- | -- |
| 1984 | 31 | 11-20 | .218 | 852 | 107 | 186 | 23 | 7 | 5 | 76 | -- | -- | 64 | 9 | 107 | .373 | -- | -- | -- | -- | -- | -- | -- |
| 1985 | 40 | 28-12 | .285 | 1102 | 250 | 314 | 38 | 27 | 22 | 193 | -- | -- | 103 | -- | 121 | -- | -- | -- | -- | 826 | 334 | 72 | .942 |
| 1986 | 38 | 27-11 | .247 | 997 | 178 | 246 | 14 | 11 | 19 | 121 | 290 | -- | 92 | -- | 140 | -- | -- | -- | 67-77 | 773 | 367 | 86 | .930 |
| 1997 | 56 | 29-27 | .269 | 1389 | 212 | 373 | 58 | 14 | 11 | 179 | 492 | .354 | 126 | 15 | 169 | .335 | 4 | 65 | 78-101 | 1063 | 415 | 88 | .944 |
| 1998 | 57 | 36-21 | .263 | 1595 | 241 | 419 | 65 | 15 | 29 | 219 | 601 | .377 | 133 | 17 | 230 | .323 | 14 | 70 | 54-79 | 1305 | 477 | 68 | .963 |
| 1999 | 67 | 38-29 | .285 | 1628 | 246 | 464 | 70 | 8 | 21 | 214 | 613 | .377 | 140 | 18 | 243 | .346 | 11 | 57 | 76-101 | 1292 | 479 | 77 | .958 |
| 2000 | 71 | 44-27 | .261 | 1536 | 188 | 401 | 51 | 6 | 18 | 178 | 518 | .337 | 135 | 22 | 290 | .327 | 10 | 57 | 63-81 | 1204 | 532 | 74 | .959 |
| 2001 | 62 | 36-26 | .234 | 1314 | 150 | 307 | 52 | 2 | 9 | 126 | 390 | .297 | 130 | 21 | 258 | .310 | 12 | 42 | 45-60 | 1063 | 517 | 80 | .952 |
| 2002 | 67 | 36-31 | .269 | 1659 | 220 | 447 | 68 | 7 | 20 | 187 | 589 | .355 | 131 | 18 | 268 | .328 | 8 | 60 | 67-101 | 1354 | 396 | 58 | .968 |
| 2003 | 64 | 34-30 | .252 | 1429 | 216 | 360 | 66 | 8 | 29 | 179 | 529 | .370 | 138 | 8 | 246 | .319 | 9 | 56 | 50-79 | 1199 | 355 | 45 | .972 |
| 2004 | 65 | 39-26 | .274 | 1291 | 197 | 354 | 68 | 9 | 36 | 180 | 548 | .424 | 116 | 14 | 241 | .339 | 7 | 35 | 33-52 | 987 | 433 | 67 | .955 |
| 2005 | 66 | 35-31 | .233 | 1588 | 174 | 370 | 46 | 10 | 15 | 143 | 481 | .303 | 111 | 32 | 330 | .295 | 10 | 48 | 66-96 | 1341 | 309 | 37 | .978 |
| 2006 | 61 | 33-28 | .254 | 1577 | 239 | 400 | 78 | 15 | 46 | 210 | 646 | .410 | 150 | 28 | 324 | .329 | 4 | 22 | 107-133 | 1316 | 267 | 43 | .974 |
| 2007 | 62 | 35-27 | .297 | 1680 | 305 | 499 | 66 | 14 | 23 | 265 | 662 | .394 | 151 | 37 | 326 | .365 | 15 | 53 | 116-131 | 1258 | 627 | 94 | .953 |
| 2008 | 63 | 41-22 | .311 | 1660 | 310 | 517 | 66 | 17 | 22 | 253 | 683 | .411 | 153 | 35 | 256 | .380 | 9 | 48 | 126-147 | 1237 | 523 | 55 | .970 |
| 2009 | 56 | 28-28 | .279 | 1449 | 236 | 404 | 62 | 9 | 18 | 200 | 538 | .371 | 114 | 43 | 284 | .346 | 16 | 44 | 101-116 | 1106 | 333 | 34 | .977 |
| 2010 | 55 | 26-29 | .286 | 1431 | 256 | 409 | 57 | 18 | 31 | 223 | 595 | .416 | 145 | 31 | 317 | .361 | 13 | 26 | 99-114 | 1070 | 429 | 60 | .962 |
| 2011 | 56 | 24-32 | .262 | 1421 | 233 | 372 | 70 | 15 | 40 | 216 | 592 | .417 | 182 | 34 | 351 | .357 | 8 | 24 | 48-61 | 1071 | 398 | 71 | .954 |
| 2012 | 57 | 33-24 | .274 | 1449 | 254 | 397 | 52 | 12 | 35 | 213 | 578 | .399 | 202 | 57 | 282 | .383 | 6 | 34 | 92-114 | 1122 | 332 | 56 | .963 |
| 2013 | 59 | 35-24 | .267 | 1448 | 247 | 387 | 61 | 5 | 51 | 229 | 611 | .422 | 204 | 33 | 345 | .369 | 8 | 26 | 114-146 | 1143 | 240 | 56 | .961 |
| 2014 | 60 | 39-21 | .257 | 1507 | 272 | 388 | 70 | 10 | 34 | 244 | 580 | .385 | 206 | 88 | 315 | .376 | 14 | 34 | 88-110 | 1194 | 335 | 38 | .976 |
| 2015 | 57 | 36-21 | .312 | 1522 | 326 | 475 | 84 | 7 | 54 | 294 | 753 | .495 | 194 | 72 | 244 | .415 | 15 | 27 | 101-115 | 1129 | 238 | 60 | .963 |
| 2016 | 57 | 26-31 | .247 | 1476 | 206 | 365 | 52 | 12 | 18 | 183 | 495 | .335 | 153 | 60 | 289 | .339 | 15 | 41 | 62-72 | 1184 | 506 | 65 | .963 |
| 2017 | 58 | 36-22 | .281 | 1554 | 234 | 437 | 67 | 14 | 28 | 197 | 616 | .396 | 166 | 51 | 174 | .367 | 13 | 29 | 74-91 | 1181 | 517 | 61 | .965 |
| 2018 | 61 | 38-23 | .292 | 1621 | 316 | 473 | 88 | 19 | 55 | 291 | 764 | .471 | 143 | 59 | 199 | .367 | 15 | 10 | 52-60 | 1213 | 465 | 75 | .957 |
| 2019 | 58 | 35-23 | .296 | 1542 | 300 | 456 | 56 | 9 | 72 | 284 | 746 | .484 | 128 | 48 | 218 | .365 | 14 | 14 | 42-47 | 1145 | 371 | 65 | .959 |

ANNUAL TEAM PITCHING STATS

| YEAR | GP | W-L | ERA | CG | SHO | SV | IP | H | R | ER | BB | SO | 2B | 3B | HR | AVG | WP | HBP |
|------|----|-------|------|----|-----|----|-------|-----|-----|-----|-----|-----|----|----|----|------|----|-----|
| 1982 | 20 | 2-18 | -- | -- | -- | -- | -- | -- | -- | -- | -- | -- | -- | -- | -- | -- | -- | -- |
| 1983 | 19 | 6-13 | 4.42 | 16 | 5 | -- | 135.2 | 145 | 82 | 49 | 25 | 33 | 17 | 8 | 3 | .255 | -- | -- |
| 1984 | 31 | 11-20 | 2.38 | 21 | 22 | 0 | 214.1 | 183 | 144 | 81 | 154 | 63 | 7 | 4 | 3 | .218 | -- | -- |
| 1985 | 40 | 28-12 | 1.60 | 35 | 6 | 0 | 275.1 | 213 | 103 | 63 | 96 | 121 | 21 | 8 | 4 | .205 | -- | -- |
| 1986 | 38 | 27-11 | 1.29 | 22 | 8 | 7 | 257.2 | 175 | 80 | 37 | 68 | 90 | 6 | 4 | 1 | .187 | -- | -- |
| 1997 | 56 | 29-27 | 2.78 | 27 | 10 | 4 | 354.2 | 337 | 191 | 141 | 150 | 301 | 51 | 17 | 16 | .245 | 35 | 22 |
| 1998 | 57 | 36-21 | 1.11 | 38 | 27 | 7 | 436.1 | 239 | 101 | 69 | 160 | 529 | 35 | 4 | 7 | .157 | 49 | 13 |
| 1999 | 67 | 38-29 | 1.20 | 40 | 27 | 4 | 430.2 | 243 | 104 | 74 | 143 | 524 | 37 | 2 | 14 | .162 | 30 | 22 |
| 2000 | 71 | 44-27 | 2.09 | 40 | 14 | 0 | 401.0 | 311 | 162 | 120 | 128 | 272 | 42 | 1 | 24 | .213 | 21 | 12 |
| 2001 | 62 | 36-26 | 2.57 | 32 | 12 | 1 | 354.1 | 319 | 179 | 130 | 146 | 234 | 42 | 6 | 22 | .239 | 35 | 17 |
| 2002 | 67 | 36-31 | 1.10 | 35 | 27 | 8 | 452.0 | 229 | 99 | 71 | 126 | 719 | 29 | 3 | 13 | .146 | 38 | 24 |
| 2003 | 64 | 34-30 | 0.61 | 38 | 33 | 1 | 399.2 | 178 | 48 | 35 | 81 | 621 | 14 | 2 | 15 | .132 | 7 | 19 |
| 2004 | 65 | 39-26 | 3.21 | 12 | 4 | 3 | 329.0 | 333 | 203 | 151 | 160 | 227 | 62 | 7 | 27 | .259 | 35 | 22 |
| 2005 | 66 | 35-31 | 0.60 | 41 | 35 | 3 | 447.0 | 168 | 64 | 38 | 104 | 835 | 32 | 3 | 11 | .114 | 17 | 25 |
| 2006 | 61 | 33-28 | 0.81 | 52 | 34 | 2 | 438.2 | 163 | 66 | 51 | 110 | 849 | 19 | 0 | 17 | .111 | 14 | 21 |
| 2007 | 62 | 35-27 | 2.50 | 7 | 10 | 13 | 419.1 | 415 | 227 | 150 | 104 | 240 | 57 | 7 | 31 | .249 | 28 | 19 |
| 2008 | 63 | 41-22 | 2.21 | 33 | 14 | 7 | 412.1 | 379 | 162 | 130 | 96 | 252 | 51 | 4 | 29 | .242 | 24 | 15 |
| 2009 | 56 | 28-28 | 3.74 | 27 | 9 | 5 | 368.2 | 402 | 232 | 197 | 126 | 260 | 49 | 15 | 50 | .278 | 19 | 35 |
| 2010 | 55 | 26-29 | 4.53 | 18 | 7 | 5 | 356.2 | 382 | 274 | 231 | 220 | 227 | 74 | 7 | 48 | .277 | 42 | 46 |
| 2011 | 56 | 24-32 | 4.90 | 12 | 5 | 7 | 357.0 | 435 | 313 | 250 | 165 | 242 | 58 | 8 | 50 | .300 | 46 | 32 |
| 2012 | 57 | 33-24 | 2.88 | 20 | 5 | 5 | 374.0 | 310 | 194 | 154 | 184 | 358 | 39 | 11 | 27 | .224 | 24 | 48 |
| 2013 | 59 | 35-24 | 2.66 | 24 | 10 | 7 | 381.0 | 277 | 188 | 145 | 113 | 468 | 40 | 5 | 51 | .199 | 16 | 44 |
| 2014 | 60 | 39-21 | 2.67 | 27 | 14 | 3 | 398.0 | 312 | 175 | 152 | 112 | 438 | 50 | 5 | 45 | .212 | 22 | 29 |
| 2015 | 57 | 36-21 | 3.72 | 27 | 7 | 2 | 376.1 | 377 | 253 | 200 | 208 | 312 | 54 | 7 | 52 | .253 | 19 | 51 |
| 2016 | 57 | 26-31 | 2.87 | 19 | 12 | 3 | 394.2 | 346 | 200 | 162 | 182 | 305 | 43 | 11 | 28 | .230 | 33 | 30 |
| 2017 | 58 | 36-22 | 2.15 | 24 | 10 | 6 | 393.2 | 329 | 169 | 121 | 173 | 320 | 33 | 4 | 29 | .222 | 13 | 23 |
| 2018 | 61 | 38-23 | 2.06 | 29 | 19 | 4 | 404.1 | 326 | 162 | 119 | 170 | 416 | 50 | 6 | 17 | .212 | 23 | 27 |
| 2019 | 58 | 35-23 | 3.36 | 22 | 8 | 10 | 381.2 | 342 | 248 | 183 | 242 | 308 | 59 | 13 | 50 | .235 | 26 | 40 |

ANNUAL RESULTS

| 1982 | | |
|---------------------------------------|--------------------------|----------|
| 2-18 Overall | | |
| Home: 2-4 Away: 0-2 Neutral: 0-12 | | |
| Head Coach: Lynn Keiser | | |
| DATE | OPPONENT | RESULT |
| Mar. 10 | at LSU | L, 0-14 |
| Mar. 10 | at LSU | L, 7-8 |
| Mar. 11 | ! vs. Stephen F. Austin | L, 0-10 |
| Mar. 12 | ! vs. Kent State | L, 3-10 |
| Mar. 12 | ! vs. Kent State | L, 8-9 |
| Mar. 19 | LOUISIANA-LAFAYETTE | W,13-3 |
| Mar. 19 | LOUISIANA-LAFAYETTE | L, 9-15 |
| Mar. 20 | CARTHAGE COLLEGE | W, 6-1 |
| Mar. 20 | CARTHAGE COLLEGE | L, 13-16 |
| Mar. 25 | # vs. Oklahoma State | L, 0-2 |
| Mar. 25 | # vs. Utah | L, 0-9 |
| Mar. 26 | # vs. Iowa State | L, 1-12 |
| Mar. 26 | # vs. Nebraska-Omaha | L, 0-8 |
| Mar. 27 | # vs. Idaho State | L, 0-8 |
| April 2 | \$ vs. NE Missouri State | L, 2-3 |
| April 2 | \$ vs. Oklahoma State | L, 1-9 |
| April 3 | \$ vs. Kansas | L, 1-9 |
| April 3 | \$ vs. Iowa | L, 1-6 |
| April 20 | LSU | L, 2-3 |
| April 20 | LSU | L, 1-4 |

! - LSU Tournament (Baton Rouge, La.)
- Oklahoma Invitational (Bartlesville, Okla.)
\$ - Southwest Missouri State Invitational (Springfield, Mo.)

| 1983 | | |
|--------------------------------------|---------------------------|---------|
| 6-13-0 Overall | | |
| Home: 3-5 Away: 2-2 Neutral: 1-6 | | |
| Head Coach: Lynn Keiser | | |
| DATE | OPPONENT | RESULT |
| Feb. 26 | at Louisiana-Lafayette | L, 1-2 |
| Feb. 26 | at Louisiana-Lafayette | L, 1-6 |
| Mar. 13 | LOUISIANA-MONROE | L, 0-3 |
| Mar. 13 | LOUISIANA-MONROE | W, 4-3 |
| Mar. 15 | ! vs. Eastern Connecticut | L, 1-2 |
| Mar. 15 | ! vs. Farleigh Dickinson | W, 21-6 |
| Mar. 16 | ! vs. Trenton | L, 0-5 |
| Mar. 16 | ! vs. Rhode Island | L, 5-9 |
| Mar. 22 | SOUTHERN MISS | W, 3-0 |
| Mar. 22 | SOUTHERN MISS | W, 4-3 |
| April 9 | NICHOLLS STATE | L, 2-4 |
| April 9 | NICHOLLS STATE | L, 2-4 |
| April 12 | at Southern Miss | W, 3-0 |
| April 12 | at Southern Miss | W, 5-4 |
| April 15 | # vs. Illinois State | L, 0-2 |
| April 15 | # vs. Texas-Arlington | L, 2-7 |
| April 16 | # vs. Oklahoma | L, 0-4 |
| April 23 | LOUISIANA TECH | L, 0-4 |
| April 23 | LOUISIANA TECH | L, 0-9 |

! - South Carolina State Invitational (Columbia, S.C.)
- Louisiana Tech Invitational (Ruston, La.)

| 1984 | | |
|---------------------------------------|-------------------------|-------------|
| 11-20 Overall | | |
| Home: 5-11 Away: 4-6 Neutral: 2-3 | | |
| Head Coach: Vivian Langley | | |
| DATE | OPPONENT | RESULT |
| Mar. 3 | at Northwestern State | W, 2-1 |
| Mar. 3 | at Northwestern State | L, 3-7 |
| Mar. 7 | FLORIDA A&M | W, 11-0 |
| Mar. 7 | FLORIDA A&M | W, 11-8 |
| Mar. 8 | FLORIDA STATE | L, 0-1 (9) |
| Mar. 8 | FLORIDA STATE | L, 2-6 |
| Mar. 10 | LOUISIANA TECH | L, 0-4 |
| Mar. 10 | LOUISIANA TECH | L, 1-9 |
| Mar. 16 | ! at Florida State | L, 0-5 |
| Mar. 16 | ! vs. George Mason | L, 8-13 |
| Mar. 17 | ! vs. Florida A&M | W, 5-2 |
| Mar. 19 | WESTERN ILLINOIS | L, 7-8 (8) |
| Mar. 19 | WESTERN ILLINOIS | L, 0-1 (10) |
| Mar. 22 | MICHIGAN STATE | L, 3-11 |
| Mar. 22 | MICHIGAN STATE | L, 1-6 |
| Mar. 23 | LUTHER COLLEGE | W, 3-2 |
| Mar. 23 | LUTHER COLLEGE | L, 4-6 |
| April 3 | at Southern Miss | W, 7-6 |
| April 3 | at Southern Miss | W, 3-2 |
| April 7 | LOUISIANA-LAFAYETTE | L, 0-1 |
| April 7 | LOUISIANA-LAFAYETTE | L, 2-3 |
| April 10 | at Louisiana-Monroe | L, 2-3 |
| April 10 | at Louisiana-Monroe | L, 0-1 |
| April 13 | # vs. William Woods | L, 0-1 |
| April 13 | # vs. SE Missouri State | L, 0-2 |
| April 14 | # vs. Arkansas State | W, 8-4 |
| April 14 | # at Kentucky Wesleyan | W, 4-3 |
| April 17 | SOUTHERN MISS | W, 4-1 |
| April 17 | SOUTHERN MISS | W, 5-0 |
| April 25 | at Nicholls State | L, 3-7 |
| April 25 | at Nicholls State | L, 8-13 |

! - FSU Invitational (Tallahassee, Fla.)
- Kentucky Wesleyan Invitational (Owensboro, Ky.)

| 1985 | | |
|--|---------------------------------------|------------|
| 28-14 Overall | | |
| Home: 11-5 Away: 7-3 Neutral: 10-6 | | |
| Head Coach: Vivian Langley | | |
| DATE | OPPONENT | RESULT |
| Mar. 9 | KENTUCKY WESLEYAN | W, 8-5 |
| Mar. 9 | KENTUCKY WESLEYAN | W, 7-2 |
| Mar. 15 | ! GEORGIA STATE | W, 17-1 |
| Mar. 15 | ! WEST GEORGIA | W, 12-0 |
| Mar. 16 | ! TENNESSEE TECH | W, 25-3 |
| Mar.16 | ! MISSISSIPPI UNIV. FOR WOMEN | L, 1-10 |
| Mar. 19 | SOUTHERN MISS | L, 3-5 (8) |
| Mar. 19 | SOUTHERN MISS | L, 4-5 (9) |
| Mar. 20 | SW MISSOURI STATE | L, 0-1 |
| Mar. 20 | SW MISSOURI STATE | W, 4-2 |
| Mar. 22 | \$ vs. Nicholls State | L, 2-3 (9) |
| Mar. 22 | \$ vs. Florida A&M | L, 0-1 |
| Mar. 23 | \$ vs. Ohio State | L, 2-3 |
| Mar. 23 | \$ vs. Western Illinois | L, 3-5 |
| Mar. 23 | \$ vs. Maine | W, 7-0 |
| Mar. 26 | ARKANSAS STATE | W, 12-0 |
| Mar. 26 | ARKANSAS STATE | W, 11-2 |
| Mar.29 | ? vs. Southern Miss | W, 4-0 |
| Mar. 29 | ? vs. Southern Miss | W, 11-2 |
| Mar. 30 | ? vs. West Georgia | W, 14-2 |
| Mar. 30 | ? at Mississippi Univ. For Women | W, 5-0 |
| April 2 | NICHOLLS STATE | W, 3-2 |
| April 2 | NICHOLLS STATE | L, 3-5 |
| April 4 | at Southern Miss | W, 6-1 |
| April 4 | at Southern Miss | W, 9-1 |
| April 9 | MISSISSIPPI UNIV. FOR WOMEN | W, 7-1 |
| April 9 | MISSISSIPPI UNIV. FOR WOMEN | W, 7-2 |
| April 12 | # vs. Mississippi Univ. For Women | W, 3-2 |
| April 12 | # vs. Kentucky Wesleyan | W, 4-2 |
| April 13 | # vs. Illinois Central Junior College | W, 5-3 |
| April 13 | # vs. Akron | L, 0-2 |
| April 19 | at Louisiana Tech | L, 0-3 |
| April 19 | at Louisiana Tech | L, 2-5 |
| April 20 | at Grambling | W, 6-5 |
| April 20 | at Grambling | W, 11-1 |
| April 23 | at Mississippi Univ. For Women | L, 1-5 |
| April 23 | at Mississippi Univ. For Women | W, 5-1 |
| April 26 | ^ at Tennessee Tech | W, 11-2 |
| April 26 | ^ vs. Cleveland State Junior College | W, 5-2 |
| April27 | ^ vs. Lincoln College | W, 7-4 |
| April 28 | * vs. No. 10 South Carolina | L, 3-7 (9) |
| April 28 | * vs. No. 10 South Carolina | W, 5-4 (9) |

! - MSU Invitational (Starkville, Miss.)
\$ - FSU Invitational (Tallahassee, Fla.)
? - Mississippi Univ. For Women Tournament (Columbus, Miss.)
- Kentucky Wesleyan Invitational (Owensboro, Ky.)
^ - Tennessee Tech Tournament (Cookeville, Tenn.)
* - Cookeville, Tenn.

ANNUAL RESULTS

1986

27-11-0 Overall

Home: 13-5 | Away: 8-2 | Neutral: 6-4

Head Coach: Vivin Langley

| DATE | OPPONENT | RESULT |
|-----------|------------------------------|---------|
| Feb. 28 | ! vs. Texas A&M | L, 0-6 |
| Feb. 28 | ! vs. Louisiana-Lafayette | L, 1-2 |
| Mar. 1 | ! vs. Texas State | W, 5-3 |
| Mar. 1 | ! vs. Toledo | L, 0-2 |
| Mar. 7 | SW MISSOURI STATE | L, 0-2 |
| Mar. 7 | SW MISSOURI STATE | L, 3-10 |
| Mar. 8 | KENTUCKY WESLEYAN | W, 3-0 |
| Mar. 8 | KENTUCKY WESLEYAN | W, 11-2 |
| Mar. 18 | BRADLEY | W, 2-1 |
| Mar. 18 | BRADLEY | L, 0-6 |
| Mar. 20 | # vs. Eastern Michigan | W, 1-0 |
| Mar. 20 | # vs. West Florida | W, 4-0 |
| Mar. 21 | # at Florida State | L, 1-3 |
| Mar. 21 | # vs. Ohio State | W, 3-2 |
| Mar. 25 | at Southern Miss | W, 5-4 |
| Mar. 25 | at Southern Miss | W, 3-1 |
| Mar. 28 | \$ GEORGIA STATE | W, 2-0 |
| Mar. 28 | \$ SOUTHERN MISS | W, 4-2 |
| Mar. 29 | \$ ST. MARY'S (NE) | W, 11-1 |
| Mar. 29 | \$ ARKANSAS STATE | W, 15-0 |
| April 1 | at Delta State | W, 11-1 |
| April 1 | at Delta State | W, 9-2 |
| April 4 | MISSISSIPPI UNIV. FOR WOMEN | W, 6-5 |
| April 4 | MISSISSIPPI UNIV. FOR WOMEN | W, 10-0 |
| April 7 | at Louisiana-Lafayette | W, 3-0 |
| April 7 | at Louisiana-Lafayette | W, 5-1 |
| April 10 | at Arkansas State | W, 12-4 |
| April 10 | at Arkansas State | W, 9-0 |
| April, 12 | LOUISIANA TECH | L, 1-2 |
| April 12 | LOUISIANA TECH | L, 0-1 |
| April 18 | % vs. Central Oklahoma State | W, 3-2 |
| April 18 | % at Texas-Arlington | L, 2-3 |
| April 19 | % vs. North Texas | W, 6-3 |
| April 19 | % vs. Oklahoma City | L, 2-3 |
| April 22 | DELTA STATE | W, 11-1 |
| April 22 | DELTA STATE | W, 6-2 |
| April 23 | SOUTHERN MISS | W, 3-2 |
| April 23 | SOUTHERN MISS | W, 5-1 |

! - Budweiser Bayou Classic (Thibodaux, La.)

- FSU Invitational (Tallahassee, Fla.)

\$ - MSU Invitational (Starkville, Miss.)

% - Texas-Arlington Tournament (Arlington, Texas)

*MSU softball program was discontinued after the 1986

season. The program returned to Division I status starting in the 1997 season.

1997

29-27 Overall • 11-17 SEC

Home: 13-12 | Away: 6-8 | Neutral: 10-7

Head Coach: Kathy Arendsen

| DATE | OPPONENT | RESULT |
|----------|-------------------------|--------------|
| Feb. 21 | # vs. Nicholls State | L, 0-6 |
| Feb. 21 | # vs. Tennessee-Martin | W, 4-1 |
| Feb. 22 | # vs. Alcorn State | W, 19-0 (5) |
| Feb. 22 | # vs. Tulsa | L, 0-1 |
| Feb. 23 | # at Louisiana-Monroe | L, 1-5 |
| Feb. 23 | # vs. Tulsa | W, 7-2 |
| Feb. 23 | # vs. Northern Illinois | L, 1-2 |
| Feb. 26 | SAMFORD | W, 4-0 |
| Feb. 26 | SAMFORD | W, 4-0 |
| Mar. 1 | \$ vs. Alabama State | W, 30-0 (5) |
| Mar. 1 | \$ vs. Tennessee State | W, 9-0 (5) |
| Mar. 1 | \$ at Troy State | W, 3-2 |
| Mar. 2 | \$ vs. Tennessee State | W, 12-1 (6) |
| Mar. 2 | \$ vs. Alabama State | W, 18-0 (5) |
| Mar. 2 | \$ at Troy State | W, 1-0 |
| Mar. 6 | * OLE MISS | L, 2-3 |
| Mar. 6 | * OLE MISS | W, 2-1 (8) |
| Mar. 14 | ? vs. New Mexico | W, 4-0 |
| Mar. 14 | ? vs. St. Mary's | L, 1-2 |
| Mar. 14 | ? vs. Colorado State | L, 6-11 |
| Mar. 15 | ? vs. Missouri | L, 3-4 (8) |
| Mar. 15 | ? vs. New Mexico | W, 7-2 |
| Mar. 15 | ? vs. Notre Dame | L, 3-8 |
| Mar. 20 | at Samford | W, 6-1 |
| Mar. 20 | at Samford | W, 7-1 |
| Mar. 22 | * No. 4 SOUTH CAROLINA | L, 0-4 (8) |
| Mar. 22 | * No. 4 SOUTH CAROLINA | L, 3-5 |
| Mar. 25 | MCNEESE STATE | W, 3-2 |
| Mar. 26 | * GEORGIA | W, 5-2 |
| Mar. 26 | * GEORGIA | W, 8-7 (10) |
| Mar. 28 | * ARKANSAS | W, 3-2 |
| Mar. 28 | * ARKANSAS | L, 0-4 |
| Mar. 29 | * ARKANSAS | L, 4-10 |
| Mar. 29 | * ARKANSAS | L, 1-2 |
| April 4 | * at LSU | L, 0-2 |
| April 4 | * at LSU | L, 1-9 (6) |
| April 11 | * at Kentucky | W, 6-1 (8) |
| April 11 | * at Kentucky | W, 12-7 (11) |
| April 13 | * at Tennessee | W, 5-4 (8) |
| April 13 | * at Tennessee | L, 0-11 (5) |
| April 18 | * at Alabama | L, 2-5 (8) |
| April 18 | * at Alabama | L, 0-8 |
| April 19 | * ALABAMA | L, 2-5 |
| April 19 | * ALABAMA | W, 2-1 |
| April 23 | LOUISIANA-MONROE | L, 0-6 |
| April 23 | LOUISIANA-MONROE | W, 1-0 |
| April 25 | LOUISIANA TECH | L, 2-5 |
| April 25 | LOUISIANA TECH | W, 3-2 (10) |
| April 26 | * FLORIDA | L, 1-3 |
| April 26 | * FLORIDA | W, 6-5 |
| April 30 | * at Ole Miss | L, 0-1 (9) |
| April 30 | * at Ole Miss | L, 1-4 |
| May 3 | * AUBURN | W, 6-3 |
| May 3 | * AUBURN | W, 4-0 |
| May 4 | * AUBURN | L, 4-5 |
| May 4 | * AUBURN | L, 1-4 |

- NLU Mardi Gras Classic (Monroe, La.)

\$ - Troy State Invitational (Troy, Ala.)

* - Southeastern Conference Game

1998

36-21 Overall • 15-11 SEC

Home: 14-8 | Away: 12-6 | Neutral: 10-7

Head Coach: Kathy Arendsen

| DATE | OPPONENT | RESULT |
|----------|---------------------------------|-------------|
| Feb. 14 | NORTHWESTERN STATE | L, 1-3 |
| Feb. 14 | NORTHWESTERN STATE | W, 3-1 |
| Feb. 15 | NORTHWESTERN STATE | W, 5-0 |
| Feb. 20 | # JACKSONVILLE STATE | W, 3-0 |
| Feb. 21 | # No. 13 MISSOURI | L, 4-7 (10) |
| Feb. 21 | # CHATTANOOGA | W, 8-0 (6) |
| Feb. 26 | & vs. Caly Poly-San Luis Obispo | L, 2-5 (8) |
| Feb. 28 | & vs. Evansville | W, 7-2 |
| Feb. 28 | & at UC-Santa Barbara | L, 9-13 (9) |
| Mar. 5 | ! vs. No. 16 Iowa | L, 2-4 |
| Mar. 5 | ! vs. Florida A&M | L, 3-8 |
| Mar. 6 | ! vs. Western Michigan | W, 5-1 |
| Mar. 6 | ! at No. 7 South Florida | L, 0-1 |
| Mar. 7 | ! vs. Chattanooga | W, 6-0 |
| Mar. 7 | ! vs. Hofstra | W, 8-3 |
| Mar. 7 | ! vs. No. 2 Michigan | L, 1-2 (8) |
| Mar. 11 | * at Florida | W, 3-1 |
| Mar. 11 | * at Florida | L, 0-1 |
| Mar. 14 | SIENA COLLEGE | W, 2-0 |
| Mar. 14 | SIENA COLLEGE | W, 6-0 |
| Mar. 22 | * at Georgia | W, 7-4 (9) |
| Mar. 22 | * at Georgia | L, 2-4 |
| Mar. 24 | GEORGIA SOUTHERN | W, 7-1 |
| Mar. 24 | GEORGIA SOUTHERN | W, 9-1 (5) |
| Mar. 27 | * at Arkansas | W, 6-0 |
| Mar. 27 | * at Arkansas | L, 1-2 (8) |
| Mar. 28 | * at Arkansas | W, 3-2 (9) |
| Mar. 28 | * at Arkansas | W, 6-2 |
| April 1 | * at Ole Miss | W, 7-0 |
| April 1 | * at Ole Miss | W, 5-3 |
| April 3 | * No. 14 LSU | W, 3-2 |
| April 3 | * No. 14 LSU | L, 1-2 |
| April 4 | * No. 14 LSU | L, 3-7 |
| April 4 | * No. 14 LSU | L, 3-4 |
| April 8 | DELTA STATE | W, 1-0 |
| April 10 | * KENTUCKY | L, 0-1 |
| April 10 | * KENTUCKY | L, 0-1 |
| April 11 | * TENNESSEE | W, 3-0 |
| April 11 | * TENNESSEE | L, 2-3 |
| April 14 | at Louisiana-Monroe | W, 11-0 (6) |
| April 14 | at Louisiana-Monroe | W, 7-5 |
| April 19 | * ALABAMA | W, 5-4 |
| April 19 | * ALABAMA | L, 1-4 |
| April 21 | SAMFORD | W, 3-2 (10) |
| April 21 | SAMFORD | W, 5-0 |
| April 25 | * OLE MISS | W, 11-0 (5) |
| April 25 | * OLE MISS | W, 4-3 |
| May 1 | * at Auburn | L, 0-2 |
| May 1 | * at Auburn | W, 1-0 |
| May 2 | * at Auburn | W, 6-2 |
| May 2 | * at Auburn | W, 3-2 (10) |
| May 8 | ^ vs. South Carolina | L, 0-2 |
| May 8 | ^ vs. Georgia | W, 3-2 |
| May 9 | ^ vs. South Carolina | W, 3-0 |
| May 9 | ^ vs. Florida | W, 1-0 |
| May 10 | ^ vs. Florida | W, 1-0 |
| May 10 | ^ vs. Alabama | L, 4-5 (9) |

- MSU Classic (Starkville, Miss.)

& - UCSB-Dudley Invitational (Santa Barbara, Calif.)

! - Speedline Classic (Tampa, Fla.)

^ - SEC Tournament (Columbus, Ga.)

* - Southeastern Conference Game

#HAILSTATE

2020 MISSISSIPPI STATE SOFTBALL MEDIA GUIDE

PG 71

ANNUAL RESULTS

1999

38-29 Overall • 15-15 SEC

Home: 21-6 | Away: 6-14 | Neutral: 11-9

Head Coach: Kathy Arendsen

| DATE | OPPONENT | RESULT |
|----------|-----------------------------|-------------|
| Feb. 6 | at Northwestern State | L, 0-1 |
| Feb. 6 | at Northwestern State | W, 3-1 |
| Feb. 7 | at Centenary | W, 4-1 |
| Feb. 12 | % vs. California | L, 4-6 |
| Feb. 12 | % vs. No. 4 UCLA | L, 0-5 |
| Feb. 12 | % vs. New Mexico State | W, 4-2 |
| Feb. 13 | % vs. UNLV | W, 9-1 (5) |
| Feb. 13 | % vs. Utah State | W, 7-2 |
| Feb. 19 | ! NORTHWESTERN STATE | W, 6-1 |
| Feb. 19 | ! JACKSONVILLE | L, 2-3 (8) |
| Feb. 20 | ! CHATTANOOGA | W, 3-1 |
| Feb. 21 | ! EVANSVILLE | W, 1-0 (8) |
| Feb. 27 | ! JACKSONVILLE STATE | L, 3-6 |
| Feb. 27 | ! JACKSONVILLE STATE | W, 4-0 |
| Mar. 4 | ^ vs. Georgia | W, 5-1 |
| Mar. 4 | ^ vs. Florida State | W, 2-1 |
| Mar. 5 | ^ vs. No. 14 Michigan | L, 3-9 |
| Mar. 5 | ^ vs. Hofstra | W, 4-1 |
| Mar. 6 | ^ vs. Florida Atlantic | W, 10-2 |
| Mar. 6 | ^ vs. New Mexico State | W, 7-0 |
| Mar. 7 | ^ vs. Michigan State | W, 4-2 |
| Mar. 7 | ^ vs. No. 14 Michigan | L, 3-4 |
| Mar. 12 | \$ vs. Jacksonville State | L, 6-7 (8) |
| Mar. 12 | \$ vs. Kentucky | L, 1-3 |
| Mar. 12 | \$ vs. Southern Miss | L, 0-4 |
| Mar. 19 | * at Ole Miss | L, 4-5 (11) |
| Mar. 19 | * at Ole Miss | L, 1-4 |
| Mar. 20 | * at Ole Miss | W, 8-0 (5) |
| Mar. 20 | * at Ole Miss | L, 0-8 (6) |
| Mar. 26 | * No. 10 SOUTH CAROLINA | L, 0-1 |
| Mar. 26 | * No. 10 SOUTH CAROLINA | W, 5-2 |
| Mar. 27 | * GEORGIA | W, 5-1 |
| Mar. 27 | * GEORGIA | W, 2-1 (9) |
| April 2 | * ARKANSAS | W, 5-2 |
| April 2 | * ARKANSAS | W, 4-0 |
| April 3 | * ARKANSAS | W, 7-2 |
| April 3 | * ARKANSAS | W, 4-2 |
| April 6 | DELTA STATE | W, 7-1 |
| April 9 | * at No. 10 LSU | L, 0-1 |
| April 9 | * at No. 10 LSU | L, 1-5 |
| April 10 | * at No. 10 LSU | L, 2-5 |
| April 10 | * at No. 10 LSU | L, 4-5 |
| April 15 | LOUISIANA-MONROE | W, 9-1 (5) |
| April 15 | LOUISIANA-MONROE | W, 3-2 (9) |
| April 17 | * at Kentucky | L, 4-5 |
| April 17 | * at Kentucky | W, 12-0 |
| April 18 | * at Tennessee | L, 1-9 (6) |
| April 18 | * at Tennessee | L, 7-11 |
| April 21 | at Georgia Tech | W, 5-0 |
| April 23 | * at Alabama | W, 8-7 (8) |
| April 23 | * at Alabama | L, 4-5 |
| April 24 | * at Alabama | L, 5-6 |
| April 24 | * at Alabama | L, 4-7 |
| April 29 | SAMFORD | W, 4-0 |
| April 29 | SAMFORD | W, 4-1 |
| April 30 | * FLORIDA | L, 4-7 (9) |
| April 30 | * FLORIDA | W, 6-2 |
| May 2 | No. 6 LOUISIANA-LAFAYETTE | L, 1-7 |
| May 2 | No. 6 LOUISIANA-LAFAYETTE | L, 2-4 |
| May 7 | * AUBURN | W, 4-3 |
| May 7 | * AUBURN | W, 8-0 (5) |
| May 8 | * AUBURN | W, 8-0 (5) |
| May 8 | * AUBURN | W, 4-3 |
| May 13 | + vs. Alabama | W, 6-3 |
| May 14 | + vs. No. 24 Tennessee | L, 2-4 |
| May 15 | + vs. No. 14 South Carolina | W, 2-1 |
| May 16 | + vs. No. 7 LSU | L, 0-2 (9) |

% - Fiesta Bowl Tournament (Phoenix, Ariz.)
! - MSU Bulldog Classic (Starkville, Miss.)
^ - Speedline Invitational (Tampa, Fla.)
\$ - Frost Cutlery Tournament (Chattanooga, Tenn.)
+ - SEC Tournament (Columbus, Ga.)
* - Southeastern Conference Game

2000

44-27 Overall • 17-13 SEC

Home: 19-11 | Away: 11-7 | Neutral: 14-9

Head Coach: Kathy Arendsen

NCAA REGIONAL

| DATE | OPPONENT | RESULT |
|----------|--------------------------------|-------------|
| Feb. 11 | ! vs. Texas A&M | W, 3-2 |
| Feb. 11 | ! vs. No. 3 Fresno State | L, 2-4 |
| Feb. 12 | ! vs. Cal State Fullerton | L, 1-5 |
| Feb. 12 | ! vs. Utah | L, 6-8 (9) |
| Feb. 13 | ! vs. Utah State | W, 5-4 |
| Feb. 18 | # NORTHWESTERN STATE | W, 3-2 |
| Feb. 18 | # WINTHROP | W, 9-3 |
| Feb. 19 | # CHATTANOOGA | W, 7-5 |
| Feb. 19 | # BELMONT | W, 8-0 (6) |
| Feb. 20 | # AUSTIN PEAY | W, 10-1 (5) |
| Feb. 26 | TENNESSEE TECH | W, 7-4 |
| Feb. 26 | TENNESSEE TECH | W, 5-0 |
| Mar. 3 | % vs. No. 5 Oklahoma | L, 4-12 (6) |
| Mar. 3 | % vs. No. 9 Stanford | W, 2-1 (9) |
| Mar. 4 | % vs. UMass | W, 7-0 |
| Mar. 4 | % vs. Florida State | W, 4-0 |
| Mar. 5 | % vs. No. 9 Stanford | L, 1-5 |
| Mar. 9 | \$ vs. No. 25 North Carolina | W, 6-0 |
| Mar. 9 | \$ vs. Penn State | W, 2-0 |
| Mar. 10 | \$ vs. Georgia Southern | W, 4-3 |
| Mar. 10 | \$ at South Florida | L, 2-4 |
| Mar. 11 | \$ vs. UMass | W, 4-1 |
| Mar. 11 | \$ vs. Boston University | W, 4-2 |
| Mar. 11 | \$ vs. No. 17 Illinois-Chicago | W, 4-2 |
| Mar. 12 | \$ vs. No. 18 South Carolina | L, 1-2 (8) |
| Mar. 15 | JACKSONVILLE STATE | W, 6-0 |
| Mar. 15 | JACKSONVILLE STATE | W, 5-1 |
| Mar. 17 | * OLE MISS | W, 4-3 |
| Mar. 17 | * OLE MISS | W, 7-4 |
| Mar. 18 | * OLE MISS | W, 3-1 |
| Mar. 18 | * OLE MISS | L, 0-6 |
| Mar. 22 | UAB | W, 4-1 |
| Mar. 24 | * at No. 17 South Carolina | L, 1-2 (9) |
| Mar. 24 | * at No. 17 South Carolina | W, 6-2 |
| Mar. 25 | * at Georgia | W, 8-6 |
| Mar. 25 | * at Georgia | W, 3-2 |
| Mar. 31 | * at Arkansas | L, 1-2 |
| Mar. 31 | * at Arkansas | W, 1-0 |
| April 1 | * at Arkansas | W, 4-3 (8) |
| April 1 | * at Arkansas | W, 4-0 |
| April 5 | No. 10 SOUTHERN MISS | L, 0-2 |
| April 5 | No. 10 SOUTHERN MISS | W, 2-1 |
| April 7 | * No. 8 LSU | L, 0-8 (5) |
| April 7 | * No. 8 LSU | L, 4-8 (10) |
| April 8 | * No. 8 LSU | L, 4-9 |
| April 8 | * No. 8 LSU | L, 1-7 |
| April 11 | at Louisiana-Monroe | L, 1-2 |
| April 11 | at Louisiana-Monroe | W, 3-2 |
| April 14 | * TENNESSEE | W, 6-1 |
| April 14 | * TENNESSEE | W, 3-1 |
| April 15 | * KENTUCKY | W, 6-2 |
| April 15 | * KENTUCKY | W, 7-3 |
| April 15 | GEORGIA TECH | W, 3-2 |
| April 21 | * No. 10 ALABAMA | L, 2-5 |
| April 21 | * No. 10 ALABAMA | L, 6-7 (9) |
| April 22 | * No. 10 ALABAMA | L, 0-9 (6) |
| April 22 | * No. 10 ALABAMA | L, 2-4 |
| April 25 | SAMFORD | L, 0-2 |
| April 28 | * at Florida | L, 3-11 (5) |
| April 28 | * at Florida | W, 3-1 |
| April 30 | * at Auburn | W, 3-2 |
| April 30 | * at Auburn | W, 9-4 |
| May 1 | * at Auburn | L, 2-5 |
| May 1 | * at Auburn | W, 10-2 (6) |
| May 11 | @ vs. Arkansas | L, 1-2 |
| May 12 | @ vs. Auburn | W, 9-3 |
| May 13 | @ vs. No. 11 Alabama | L, 3-4 |
| May 18 | & vs. Chattanooga | W, 6-1 |
| May 19 | & vs. Utah | W, 11-3 (6) |
| May 20 | & vs. No. 1 Washington | L, 1-4 |
| May 20 | & vs. Utah | L, 1-4 |

! - Fiesta Bowl Tournament (Phoenix, Ariz.)
- MSU Bulldog Classic (Starkville, Miss.)
% - NFCA Leadoff Classic (Columbus, Ga.)
\$ - Speedline Invitational (Tampa, Fla.)
@ - SEC Tournament (Columbus, Ga.)
& - NCAA Regional I (Seattle, Wash.)
* - Southeastern Conference Game

2001

36-26 Overall • 19-11 SEC

Home: 19-7 | Away: 12-9 | Neutral: 5-10

Head Coach: Kathy Arendsen

| DATE | OPPONENT | RESULT |
|----------|----------------------------|-------------|
| Feb. 6 | BELMONT | W, 9-0 (5) |
| Feb. 6 | BELMONT | W, 6-1 |
| Feb. 9 | ! vs. No. 16 Oregon State | L, 0-3 |
| Feb. 9 | ! at Texas A&M-CC | W, 8-0 (5) |
| Feb. 10 | ! vs. Texas State | W, 4-2 |
| Feb. 10 | ! vs. No. 16 Oregon State | L, 0-1 (8) |
| Feb. 11 | ! vs. Texas State | L, 0-5 |
| Feb. 17 | \$ SOUTHERN ILLINOIS | L, 2-3 |
| Feb. 17 | \$ WINTHROP | W, 14-2 (5) |
| Feb. 18 | \$ TENNESSEE TECH | W, 1-0 (8) |
| Feb. 18 | DREXEL | W, 4-1 |
| Feb. 20 | LOUISIANA-MONROE | W, 2-1 (9) |
| Feb. 20 | LOUISIANA-MONROE | W, 8-5 |
| Feb. 23 | ^ at UNLV | L, 2-3 |
| Feb. 23 | ^ at UNLV | L, 0-2 |
| Feb. 24 | ^ vs. Penn State | L, 3-8 |
| Feb. 24 | ^ vs. Penn State | L, 5-6 |
| Mar. 1 | No. 18 MICHIGAN | L, 1-3 |
| Mar. 8 | & vs. Georgia Southern | W, 3-2 (9) |
| Mar. 8 | & vs. Utah | L, 2-3 |
| Mar. 9 | & vs. Michigan State | W, 6-2 |
| Mar. 9 | & vs. Texas Tech | L, 0-1 |
| Mar. 10 | & vs. Temple | W, 3-0 |
| Mar. 10 | & vs. Florida Atlantic | L, 2-3 |
| Mar. 14 | * at Florida | L, 0-6 |
| Mar. 14 | * at Florida | L, 4-5 |
| Mar. 15 | * at Florida | W, 5-1 |
| Mar. 17 | * at No. 17 South Carolina | L, 1-7 |
| Mar. 17 | * at No. 17 South Carolina | W, 1-0 |
| Mar. 18 | * at No. 17 South Carolina | L, 0-2 |
| Mar. 23 | * GEORGIA | W, 4-2 |
| Mar. 24 | * GEORGIA | W, 6-5 (10) |
| Mar. 24 | * GEORGIA | W, 8-7 |
| Mar. 27 | * at Ole Miss | W, 2-1 |
| Mar. 27 | * at Ole Miss | W, 7-5 (11) |
| Mar. 28 | * at Ole Miss | W, 12-0 (5) |
| Mar. 31 | * at Tennessee | W, 13-4 |
| Mar. 31 | * at Tennessee | W, 3-1 |
| April 1 | * at Tennessee | W, 7-1 |
| April 5 | SOUTHERN MISS | L, 1-2 |
| April 5 | SOUTHERN MISS | W, 9-6 |
| April 7 | * KENTUCKY | L, 1-8 |
| April 7 | * KENTUCKY | W, 3-2 |
| April 8 | * KENTUCKY | W, 7-3 |
| April 11 | * No. 5 LSU | L, 0-8 |
| April 11 | * No. 5 LSU | L, 0-5 |
| April 12 | * No. 5 LSU | L, 1-2 |
| April 14 | * AUBURN | W, 5-4 |
| April 14 | * AUBURN | W, 7-2 |
| April 15 | * AUBURN | W, 4-3 |
| April 19 | at Georgia Tech | W, 3-2 |
| April 19 | at Georgia Tech | W, 4-1 (10) |
| April 21 | * at No. 7 Alabama | L, 0-7 |
| April 21 | * at No. 7 Alabama | L, 2-3 |
| April 22 | * at No. 7 Alabama | L, 0-8 (6) |
| April 25 | at Jacksonville State | W, 3-2 |
| April 28 | * ARKANSAS | W, 2-1 (8) |
| April 28 | * ARKANSAS | W, 1-0 |
| April 29 | * ARKANSAS | W, 3-0 |
| May 10 | @ vs. Florida | W, 1-0 |
| May 11 | @ vs. No. 3 LSU | L, 1-2 |
| May 12 | @ vs. Arkansas | L, 2-7 |

! - TAMU-CC Islander Classic (Corpus Christi, Texas)
\$ - MSU Bulldog Classic (Starkville, Miss.)
^ - UNLV Tri-Tournament (Las Vegas, Nev.)
& - Speedline Invitational (Tampa, Fla.)
@ - SEC Tournament (Chattanooga, Tenn.)
* - Southeastern Conference Game

ANNUAL RESULTS

2002

36-31 Overall • 13-16 SEC

Home: 17-8 | Away: 7-12 | Neutral: 12-11

Head Coach: Kathy Arendsen

NCAA REGIONAL

| DATE | OPPONENT | RESULT |
|----------|---------------------------------|--------------|
| Feb. 8 | ! vs. No. 17 Texas State | W, 8-1 |
| Feb. 8 | ! vs. Texas Tech | W, 12-4 (5) |
| Feb. 9 | ! vs. No. 1 Arizona | W, 7-1 |
| Feb. 9 | ! vs. New Mexico State | W, 7-6 (8) |
| Feb. 13 | BELMONT | W, 11-0 (5) |
| Feb. 13 | BELMONT | W, 2-0 |
| Feb. 15 | % SOUTHERN ILLINOIS | L, 0-2 |
| Feb. 15 | % COLORADO STATE | W, 10-2 (6) |
| Feb. 16 | % SOUTHERN ILLINOIS | W, 5-3 |
| Feb. 16 | % SOUTHERN MISS | L, 2-7 |
| Feb. 22 | ^ vs. No. 8 Arizona State | W, 2-1 |
| Feb. 22 | ^ vs. No. 13 Michigan | W, 3-2 |
| Feb. 23 | ^ vs. Connecticut | L, 3-6 |
| Feb. 23 | ^ vs. No. 18 Alabama | L, 0-4 |
| Feb. 24 | ^ vs. No. 13 Fresno State | L, 1-3 |
| Feb. 27 | OAKLAND UNIVERSITY | W, 5-0 |
| Feb. 27 | OAKLAND UNIVERSITY | W, 10-1 (5) |
| Mar. 1 | & vs. Texas | L, 0-1 (14) |
| Mar. 3 | & vs. Kansas | L, 3-4 |
| Mar. 3 | & at No. 18 Florida State | W, 2-0 |
| Mar. 7 | ? vs. No. 13 Florida Atlantic | L, 0-6 |
| Mar. 7 | ? vs. Central Michigan | L, 0-2 |
| Mar. 8 | ? vs. North Carolina | W, 8-3 |
| Mar. 8 | ? vs. Nicholls State | W, 8-0 (5) |
| Mar. 9 | ? vs. Temple | W, 6-0 |
| Mar. 9 | ? vs. Florida International | W, 3-2 (8) |
| Mar. 9 | ? vs. No. 3 Stanford | L, 0-7 |
| Mar. 16 | * No. 24 SOUTH CAROLINA | L, 2-4 |
| Mar. 16 | * No. 24 SOUTH CAROLINA | L, 2-5 |
| Mar. 17 | * No. 24 SOUTH CAROLINA | W, 11-10 (9) |
| Mar. 19 | * at No. 4 LSU | L, 3-9 |
| Mar. 19 | * at No. 4 LSU | W, 8-7 (11) |
| Mar. 20 | * at No. 4 LSU | L, 0-4 |
| Mar. 23 | * at No. 21 Georgia | L, 1-3 |
| Mar. 23 | * at No. 21 Georgia | W, 2-1 |
| Mar. 24 | * at No. 21 Georgia | W, 4-3 |
| Mar. 29 | * TENNESSEE | L, 0-2 |
| Mar. 29 | * TENNESSEE | W, 8-1 |
| April 3 | at Southern Miss | W, 6-2 |
| April 3 | at Southern Miss | L, 0-3 |
| April 6 | * at Kentucky | L, 4-6 |
| April 6 | * at Kentucky | L, 3-10 |
| April 7 | * at Kentucky | W, 3-2 |
| April 10 | * OLE MISS | W, 1-0 |
| April 10 | * OLE MISS | W, 8-1 |
| April 11 | * OLE MISS | W, 1-0 |
| April 13 | * at Auburn | W, 2-1 |
| April 13 | * at Auburn | L, 4-6 |
| April 14 | * at Auburn | L, 1-3 |
| April 18 | GEORGIA TECH | W, 7-4 |
| April 18 | GEORGIA TECH | W, 3-0 |
| April 20 | * No. 15 ALABAMA | L, 4-10 |
| April 20 | * No. 15 ALABAMA | L, 4-8 |
| April 21 | * No. 15 ALABAMA | L, 2-8 |
| April 24 | JACKSONVILLE STATE | W, 10-1 (5) |
| April 27 | * at Arkansas | L, 0-1 |
| April 27 | * at Arkansas | L, 6-7 |
| April 28 | * at Arkansas | L, 0-7 |
| May 4 | * FLORIDA | W, 4-1 |
| May 4 | * FLORIDA | W, 6-2 |
| May 5 | * FLORIDA | W, 8-2 |
| May 9 | @ vs. South Carolina | L, 5-11 |
| May 10 | @ vs. Arkansas | W, 5-1 |
| May 11 | @ vs. No. 25 Georgia | L, 1-7 |
| May 16 | # vs. No. 4 Arizona State | L, 1-4 |
| May 16 | # vs. Northwestern State | W, 9-6 |
| May 18 | # at No. 19 Louisiana-Lafayette | L, 3-10 |

! - Arizona State Fiesta Bowl Tournament (Phoenix, Ariz.)

% - Bulldog Classic (Starkville, Miss.)

^ - NFCA Leadoff Classic (Columbus, Ga.)

& - Florida State Sunshine Classic (Tallahassee, Fla.)

? - Speedline Invitational (Plant City, Fla.)

@ - SEC Tournament (Chattanooga, Tenn.)

- NCAA Regional 3 (Lafayette, La.)

* - Southeastern Conference Game

2003

34-30 Overall • 13-16 SEC

Home: 11-8 | Away: 10-14 | Neutral: 13-8

Head Coach: Jay Miller

NCAA REGIONAL

| DATE | OPPONENT | RESULT |
|----------|----------------------------------|--------------|
| Feb. 4 | SOUTHERN MISS | W, 3-1 |
| Feb. 7 | ! vs. Wisconsin | W, 9-2 |
| Feb. 7 | ! vs. No. 4 Nebraska | L, 5-7 |
| Feb. 8 | ! vs. No. 10 Cal State Fullerton | L, 0-3 |
| Feb. 8 | ! vs. No. 13 Arizona State | L, 4-5 |
| Feb. 9 | ! vs. No. 24 Texas A&M | W, 5-2 |
| Feb. 9 | ! vs. No. 2 Arizona | L, 2-9 |
| Feb. 12 | at UAB | W, 2-0 |
| Feb. 14 | MISSISSIPPI VALLEY STATE | W, 14-0 (5) |
| Feb. 16 | ^ vs. Jacksonville State | L, 1-9 (6) |
| Feb. 16 | ^ vs. Samford | W, 15-4 (5) |
| Feb. 21 | # vs. Nevada | W, 7-0 |
| Feb. 21 | # vs. Miami (OH) | W, 5-2 |
| Feb. 22 | # vs. Illinois-Chicago | W, 4-1 |
| Feb. 22 | # vs. IUPUI-Fort Wayne | W, 5-1 |
| Feb. 23 | # vs. Colorado State | W, 5-3 |
| Feb. 28 | at No. 15 Florida State | W, 3-1 |
| Feb. 28 | + vs. Syracuse | W, 4-1 |
| Mar. 2 | + vs. Pittsburgh | W, 5-4 (8) |
| Mar. 2 | + vs. Syracuse | W, 3-2 |
| Mar. 8 | * at No. 13 South Carolina | W, 6-2 |
| Mar. 8 | * at No. 13 South Carolina | L, 3-11 (6) |
| Mar. 9 | * at No. 13 South Carolina | L, 2-5 |
| Mar. 11 | - vs. Mommouth | W, 9-1 (6) |
| Mar. 11 | at Coastal Carolina | W, 4-3 |
| Mar. 12 | at Coastal Carolina | W, 10-2 |
| Mar. 12 | at Coastal Carolina | L, 6-7 |
| Mar. 15 | * No. 10 GEORGIA | L, 2-8 |
| Mar. 15 | * No. 10 GEORGIA | W, 2-0 |
| Mar. 16 | * No. 10 GEORGIA | L, 0-9 (5) |
| Mar. 19 | BIRMINGHAM SOUTHERN | W, 8-0 (5) |
| Mar. 19 | BIRMINGHAM SOUTHERN | W, 4-0 |
| Mar. 22 | * at Tennessee | L, 0-8 (5) |
| Mar. 22 | * at Tennessee | W, 11-7 |
| Mar. 23 | * at Tennessee | L, 2-16 (5) |
| Mar. 26 | * No. 11 LSU | L, 3-4 |
| Mar. 26 | * No. 11 LSU | L, 13-15 (8) |
| Mar. 27 | * No. 11 LSU | W, 6-2 |
| Mar. 29 | * KENTUCKY | W, 7-6 |
| Mar. 29 | * KENTUCKY | W, 7-0 |
| Mar. 30 | * KENTUCKY | W, 6-3 |
| April 3 | \$ vs. Southern Miss | L, 5-8 |
| April 5 | * AUBURN | L, 3-7 |
| April 5 | * AUBURN | W, 7-1 |
| April 9 | * at Ole Miss | W, 14-0 (5) |
| April 10 | * at Ole Miss | L, 5-6 |
| April 10 | * at Ole Miss | L, 8-10 (8) |
| April 12 | * at No. 17 Alabama | L, 3-7 |
| April 12 | * at No. 17 Alabama | L, 5-8 |
| April 13 | * at No. 17 Alabama | W, 7-3 |
| April 14 | at Georgia Tech | L, 1-9 (5) |
| April 14 | at Georgia Tech | L, 3-5 |
| April 18 | * ARKANSAS | L, 1-5 |
| April 18 | * ARKANSAS | W, 3-2 |
| April 19 | * ARKANSAS | L, 1-4 |
| April 22 | UAB | L, 0-3 |
| April 26 | * at No. 21 Florida | W, 11-8 |
| April 26 | * at No. 21 Florida | W, 7-3 |
| April 27 | * at No. 21 Florida | L, 1-6 |
| May 8 | @ vs. No. 7 Georgia | L, 0-3 |
| May 9 | @ vs. No. 19 South Carolina | L, 1-2 |
| May 15 | & vs. Florida International | W, 4-2 |
| May 16 | & vs. No. 8 Washington | L, 0-8 (6) |
| May 16 | & vs. No. 11 Nebraska | L, 0-8 (6) |

! - Fiesta Bowl Tournament (Phoenix, Ariz.)

^ - Rebel/Easton Invitational (Oxford, Miss.)

- Troy Cox Classic (Las Cruces, N.M.)

+ - Seminole Challenge (Tallahassee, Fla.)

- - Played in Conway, S.C.

\$ - Played in Madison, Miss.

@ - SEC Tournament (Plant City, Fla.)

& - NCAA Regional 5 (Lincoln, Neb.)

* - Southeastern Conference Game

2004

39-26 Overall • 14-15 SEC

Home: 23-6 | Away: 9-13 | Neutral: 7-7

Head Coach: Jay Miller

NCAA REGIONAL

| DATE | OPPONENT | RESULT |
|----------|-----------------------------|-------------|
| Feb. 6 | ! BRADLEY | W, 11-6 |
| Feb. 6 | ! LOUISIANA TECH | W, 6-1 |
| Feb. 7 | ! JACKSON STATE | W, 25-2 (5) |
| Feb. 7 | ! BRADLEY | W, 7-1 |
| Feb. 8 | ! LOUISIANA TECH | W, 1-0 |
| Feb. 8 | ! JACKSON STATE | W, 18-3 (5) |
| Feb. 13 | ^ vs. UC-Santa Barbara | W, 6-3 |
| Feb. 13 | ^ at San Diego State | L, 3-5 |
| Feb. 14 | ^ vs. No. 21 Oklahoma State | L, 2-3 |
| Feb. 14 | ^ vs. UC-Santa Barbara | L, 2-5 |
| Feb. 15 | ^ at San Diego State | L, 1-2 (8) |
| Feb. 20 | # AUSTIN PEAY | W, 4-0 |
| Feb. 20 | # ALABAMA A&M | W, 13-0 (5) |
| Feb. 21 | # MISSISSIPPI VALLEY STATE | W, 12-0 (5) |
| Feb. 21 | # AUSTIN PEAY | W, 8-0 (5) |
| Feb. 22 | # ALABAMA A&M | W, 13-0 (5) |
| Feb. 22 | # MISSISSIPPI VALLEY STATE | W, 7-0 |
| Feb. 27 | + at Houston | L, 1-3 |
| Feb. 27 | + vs. Pittsburgh | L, 2-3 |
| Feb. 28 | + vs. BYU | W, 2-1 |
| Feb. 28 | + vs. Villanova | W, 3-1 |
| Feb. 29 | + vs. Virginia | W, 5-0 |
| Mar. 3 | * at No. 3 LSU | L, 2-6 |
| Mar. 3 | * at No. 3 LSU | L, 4-5 |
| Mar. 4 | * at No. 3 LSU | L, 1-2 |
| Mar. 6 | * No. 14 SOUTH CAROLINA | L, 1-2 |
| Mar. 6 | * No. 14 SOUTH CAROLINA | W, 8-0 (5) |
| Mar. 7 | * No. 14 SOUTH CAROLINA | L, 4-7 |
| Mar. 13 | * at No. 6 Georgia | W, 5-1 |
| Mar. 13 | * at No. 6 Georgia | L, 0-9 (6) |
| Mar. 14 | * at No. 6 Georgia | L, 4-6 |
| Mar. 16 | at Chattanooga | W, 9-0 (5) |
| Mar. 16 | at Chattanooga | W, 2-1 |
| Mar. 20 | * No. 14 TENNESSEE | L, 1-10 |
| Mar. 20 | * No. 14 TENNESSEE | L, 3-6 |
| Mar. 21 | * No. 14 TENNESSEE | L, 3-5 (8) |
| Mar. 24 | at Southern Miss | L, 0-6 |
| Mar. 27 | * at Kentucky | W, 8-2 |
| Mar. 27 | * at Kentucky | L, 3-4 |
| Mar. 28 | * at Kentucky | W, 6-2 |
| April 2 | * at No. 22 Auburn | L, 2-3 |
| April 2 | * at No. 22 Auburn | L, 3-7 |
| April 3 | * at No. 22 Auburn | W, 3-2 |
| April 6 | - vs. Southern Miss | W, 6-3 |
| April 9 | * No. 10 ALABAMA | L, 0-10 (6) |
| April 9 | * No. 10 ALABAMA | W, 8-6 |
| April 10 | * No. 10 ALABAMA | W, 10-5 |
| April 17 | * at Arkansas | W, 2-0 |
| April 17 | * at Arkansas | W, 8-0 (6) |
| April 18 | * at Arkansas | L, 2-4 |
| April 20 | * OLE MISS | W, 8-0 (5) |
| April 20 | * OLE MISS | W, 2-1 |
| April 21 | * OLE MISS | W, 7-2 |
| April 24 | * No. 17 FLORIDA | W, 7-4 |
| April 24 | * No. 17 FLORIDA | W, 9-5 |
| April 27 | at UAB | W, 11-3 (6) |
| April 28 | UAB | W, 7-0 |
| May 8 | No. 22 GEORGIA TECH | W, 10-2 (6) |
| May 8 | No. 22 GEORGIA TECH | W, 1-0 |
| May 13 | @ vs. No. 10 Tennessee | W, 8-2 |
| May 14 | @ vs. No. 10 Georgia | L, 2-11 (5) |
| May 15 | @ vs. No. 12 Auburn | L, 3-4 |
| May 20 | & vs. Iowa | W, 2-1 (8) |
| May 21 | & vs. No. 2 California | L, 1-2 |
| May 21 | & vs. Florida Atlantic | L, 0-1 |

! - Bulldog Round-Robin (Starkville, Miss.)

^ - Aztec Invitational (San Diego, Calif.)

- Bulldog Classic (Starkville, Miss.)

+ - Hyatt Regency Cougar Classic (Houston, Texas)

- - Played in Ridgeland, Miss.

@ - SEC Tournament (Tuscaloosa, Ala.)

& - NCAA Regional 5 (Lincoln, Neb.)

* - Southeastern Conference Game

ANNUAL RESULTS

2005

35-31 Overall • 12-18 SEC

Home: 19-10 | Away: 6-13 | Neutral: 10-8

Head Coach: Jay Miller

NCAA REGIONAL

| DATE | OPPONENT | RESULT |
|----------|--------------------------------|-------------|
| Feb. 4 | \$ NORTH CAROLINA STATE | L, 1-2 |
| Feb. 4 | \$ LOUISIANA TECH | W, 9-0 (5) |
| Feb. 5 | \$ MISSISSIPPI VALLEY STATE | W, 15-0 (5) |
| Feb. 5 | \$ NORTH CAROLINA STATE | W, 5-1 |
| Feb. 6 | \$ LOUISIANA TECH | W, 9-7 |
| Feb. 6 | \$ MISSISSIPPI VALLEY STATE | W, 8-0 (6) |
| Feb. 12 | ! vs. McNeese State | W, 5-0 |
| Feb. 12 | ! at No. 5 Louisiana-Lafayette | L, 2-7 |
| Feb. 18 | + TULSA | W, 5-0 |
| Feb. 18 | + TENNESSEE TECH | L, 3-5 |
| Feb. 19 | + TROY | W, 3-0 |
| Feb. 19 | + TULSA | W, 4-2 |
| Feb. 25 | % vs. No. 1 California | L, 4-9 |
| Feb. 25 | % vs. Cal State Fullerton | W, 5-4 (8) |
| Feb. 26 | % vs. No. 20 Pacific | L, 4-5 |
| Feb. 26 | % vs. Utah | W, 10-3 |
| Feb. 27 | % vs. No. 18 Oregon State | L, 5-6 |
| Mar. 2 | W, 9-0 (6) | |
| Mar. 4 | # vs. Florida A&M | W, 4-2 |
| Mar. 4 | # vs. St. Francis (PA) | W, 7-0 |
| Mar. 5 | # vs. Georgia Southern | W, 7-4 |
| Mar. 5 | # vs. Virginia Tech | L, 3-4 |
| Mar. 5 | # vs. Troy | W, 12-6 |
| Mar. 6 | # vs. Ohio State | L, 0-11 (5) |
| Mar. 8 | at UAB | W, 8-3 |
| Mar. 12 | * No. 13 GEORGIA | L, 0-8 |
| Mar. 12 | * No. 13 GEORGIA | L, 4-9 |
| Mar. 13 | * No. 13 GEORGIA | L, 1-7 |
| Mar. 17 | at Middle Tennessee | W, 8-0 (5) |
| Mar. 17 | at Middle Tennessee | L, 5-6 |
| Mar. 19 | * at No. 6 Tennessee | L, 0-1 |
| Mar. 19 | * at No. 6 Tennessee | L, 4-8 |
| Mar. 20 | * at No. 6 Tennessee | L, 1-3 |
| Mar. 25 | * KENTUCKY | W, 3-2 |
| Mar. 25 | * KENTUCKY | W, 5-0 |
| Mar. 26 | * KENTUCKY | W, 3-2 |
| Mar. 30 | * No. 25 LSU | W, 13-11 |
| Mar. 30 | * No. 25 LSU | W, 4-1 |
| Mar. 31 | * No. 25 LSU | L, 9-15 |
| April 2 | * No. 23 AUBURN | L, 2-10 (5) |
| April 2 | * No. 23 AUBURN | W, 4-3 |
| April 3 | * No. 23 AUBURN | L, 4-6 |
| April 7 | at Southern Miss | W, 5-2 |
| April 9 | * at No. 10 Alabama | L, 0-8 (5) |
| April 9 | * at No. 10 Alabama | L, 1-4 |
| April 10 | * at No. 10 Alabama | L, 1-9 (5) |
| April 12 | UAB | W, 11-1 (5) |
| April 13 | * OLE MISS | L, 0-2 |
| April 16 | * ARKANSAS | W, 5-4 |
| April 16 | * ARKANSAS | W, 1-0 |
| April 17 | * ARKANSAS | W, 2-1 |
| April 19 | * at Ole Miss | W, 4-0 |
| April 23 | * at No. 16 Florida | L, 0-4 |
| April 23 | * at No. 16 Florida | L, 4-12 (5) |
| April 24 | * at No. 16 Florida | W, 3-0 |
| April 26 | * vs. Ole Miss | L, 0-4 |
| May 7 | * at South Carolina | L, 2-3 |
| May 7 | * at South Carolina | L, 5-7 |
| May 8 | * at South Carolina | W, 3-2 (8) |
| May 12 | @ vs. No. 9 Alabama | L, 0-5 |
| May 13 | @ vs. South Carolina | W, 4-1 |
| May 14 | @ vs. No. 11 Tennessee | L, 0-3 |
| May 20 | & vs. Texas A&M-CC | W, 1-0 |
| May 21 | & at No. 5 Texas | L, 0-2 |
| May 22 | & vs. Texas A&M-CC | W, 2-1 (8) |
| May 22 | & at No. 5 Texas | L, 0-2 |

\$ - Bulldog Round-Robin (Starkville, Miss.)

! - Ragin' Cajuns Invitational (Lafayette, La.)

+ - Bulldog Classic (Starkville, Miss.)

% - Palm Springs Classic (Palm Springs, Calif.)

- Buzz Classic (Marietta Ga.)

~ - Played in Madison, Miss.

@ - SEC Tournament (Gainesville, Fla.)

& - NCAA Regional 4 (Austin, Texas)

* - Southeastern Conference Game

2006

33-28 Overall • 7-22 SEC

Home: 16-11 | Away: 9-13 | Neutral: 8-4

Head Coach: Jay Miller

| DATE | OPPONENT | RESULT |
|----------|--------------------------|-------------|
| Feb. 10 | \$ vs. Western Kentucky | W, 3-1 |
| Feb. 10 | \$ vs. Jacksonville | W, 8-0 (5) |
| Feb. 11 | \$ at South Florida | W, 2-0 |
| Feb. 11 | \$ vs. Jacksonville | W, 8-0 (5) |
| Feb. 12 | \$ at South Florida | W, 4-2 |
| Feb. 17 | ! EAST TENNESSEE STATE | W, 9-1 (6) |
| Feb. 17 | ! SOUTHERN ILLINOIS | W, 2-0 |
| Feb. 19 | ! EAST TENNESSEE STATE | W, 6-0 |
| Feb. 19 | ! TENNESSEE STATE | W, 7-1 |
| Feb. 24 | + NORTHWESTERN STATE | W, 5-2 |
| Feb. 24 | + SE MISSOURI STATE | W, 5-2 |
| Feb. 26 | + SE MISSOURI STATE | W, 3-0 |
| Feb. 26 | + ALCORN STATE | W, 9-0 (5) |
| Mar. 1 | SAMFORD | W, 9-1 (6) |
| Mar. 1 | SAMFORD | W, 3-1 |
| Mar. 3 | % vs. No. 13 Washington | W, 3-0 |
| Mar. 3 | % at No. 18 Baylor | L, 0-1 |
| Mar. 4 | % vs. Bowling Green | W, 3-2 (8) |
| Mar. 4 | % vs. No. 13 Washington | L, 1-8 |
| Mar. 5 | % vs. Bowling Green | W, 6-1 |
| Mar. 5 | % at No. 18 Baylor | L, 1-3 |
| Mar. 7 | SOUTHERN MISS | L, 0-2 |
| Mar. 10 | @ vs. Syracuse | W, 2-1 |
| Mar. 10 | @ vs. No. 4 UCLA | L, 0-2 |
| Mar. 11 | @ vs. Mercer | W, 4-3 |
| Mar. 11 | @ at Long Beach State | W, 13-2 |
| Mar. 12 | @ vs. No. 4 UCLA | L, 0-3 |
| Mar. 18 | * at Arkansas | W, 5-0 |
| Mar. 18 | * at Arkansas | W, 5-2 |
| Mar. 19 | * at Arkansas | L, 2-4 |
| Mar. 21 | MISSISSIPPI VALLEY STATE | W, 5-0 |
| Mar. 21 | MISSISSIPPI VALLEY STATE | W, 6-3 |
| Mar. 25 | * SOUTH CAROLINA | W, 4-3 (10) |
| Mar. 25 | * SOUTH CAROLINA | W, 2-1 |
| Mar. 26 | * SOUTH CAROLINA | L, 2-6 |
| Mar. 28 | MIDDLE TENNESSEE STATE | W, 9-3 |
| Mar. 28 | MIDDLE TENNESSEE STATE | W, 13-1 (5) |
| Mar. 30 | at Southern Miss | W, 8-0 (5) |
| April 1 | * FLORIDA | L, 1-7 |
| April 1 | * FLORIDA | L, 0-2 |
| April 2 | * FLORIDA | L, 1-2 |
| April 5 | *~ vs. Ole Miss | L, 1-2 |
| April 8 | * at No. 10 Georgia | L, 0-3 |
| April 8 | * at No. 10 Georgia | L, 0-8 (6) |
| April 9 | * at No. 10 Georgia | L, 2-8 |
| April 11 | * at Ole Miss | L, 1-2 |
| April 14 | * at No. 20 Auburn | L, 1-4 |
| April 14 | * at No. 20 Auburn | L, 5-6 |
| April 15 | * at No. 20 Auburn | L, 3-5 |
| April 19 | * at No. 11 LSU | L, 0-5 |
| April 19 | * at No. 11 LSU | L, 0-4 |
| April 20 | * at No. 11 LSU | L, 1-7 |
| April 22 | * No. 4 TENNESSEE | L, 1-2 |
| April 22 | * No. 4 TENNESSEE | L, 1-3 |
| April 23 | * No. 4 TENNESSEE | L, 0-10 (5) |
| April 26 | * OLE MISS | L, 0-1 |
| April 29 | * No. 4 ALABAMA | L, 4-5 (8) |
| April 29 | * No. 4 ALABAMA | L, 3-6 |
| May 6 | * at Kentucky | W, 6-4 |
| May 6 | * at Kentucky | W, 2-0 |
| May 7 | * at Kentucky | W, 3-2 (8) |

\$ - USF Best Western Invitational (Tampa, Fla.)

! - Bulldog Classic (Starkville, Miss.)

+ - Bulldog Round-Robin (Starkville, Miss.)

% - Compass Bank Invitational (Waco, Texas)

@ - Long Beach Invitational (Lakewood, Calif.)

~ - Played in Madison, Miss.

* - Southeastern Conference Game

2007

35-27 Overall • 14-14 SEC

Home: 18-6 | Away: 7-13 | Neutral: 10-8

Head Coach: Jay Miller

NCAA REGIONAL

| DATE | OPPONENT | RESULT |
|----------|-----------------------------|-------------|
| Feb. 9 | \$ IOWA STATE | W, 9-3 |
| Feb. 9 | \$ PURDUE | W, 6-5 |
| Feb. 10 | \$ KENNESAW STATE | W, 6-0 |
| Feb. 10 | \$ IOWA STATE | L, 3-8 |
| Feb. 10 | \$ PURDUE | W, 8-1 |
| Feb. 15 | ! vs. BYU | W, 1-0 |
| Feb. 16 | ! vs. No. 10 California | W, 9-0 (6) |
| Feb. 16 | ! vs. UC Davis | L, 1-2 |
| Feb. 17 | ! vs. Hawaii | L, 2-3 |
| Feb. 17 | ! vs. Utah State | W, 6-3 |
| Feb. 21 | MISSISSIPPI VALLEY STATE | W, 10-2 (5) |
| Feb. 23 | + vs. No. 20 Florida State | L, 2-4 |
| Feb. 23 | + vs. Seton Hall | W, 23-0 (5) |
| Feb. 24 | + vs. Tennessee Tech | W, 10-1 (6) |
| Feb. 24 | + vs. No. 21 Nebraska | L, 6-7 (9) |
| Feb. 25 | + vs. North Carolina | L, 4-8 |
| Mar. 2 | % vs. Tennessee Tech | L, 4-9 |
| Mar. 2 | % vs. Toledo | W, 3-2 |
| Mar. 3 | % vs. UT Martin | W, 6-5 (9) |
| Mar. 3 | % at Chattanooga | L, 3-11 (5) |
| Mar. 4 | % vs. Austin Peay | W, 2-0 |
| Mar. 6 | INDIANA STATE | W, 2-1 |
| Mar. 7 | SAMFORD | W, 7-0 |
| Mar. 10 | * at No. 3 Alabama | L, 2-10 (5) |
| Mar. 10 | * at No. 3 Alabama | L, 3-5 |
| Mar. 11 | * at No. 3 Alabama | L, 0-8 (6) |
| Mar. 13 | * at Kentucky | W, 7-0 |
| Mar. 13 | * at Kentucky | W, 9-7 |
| Mar. 17 | * at No. 1 Tennessee | L, 0-3 |
| Mar. 17 | * at No. 1 Tennessee | L, 1-2 (8) |
| Mar. 18 | * at No. 1 Tennessee | L, 1-5 |
| Mar. 20 | at UAB | W, 5-0 |
| Mar. 24 | * AUBURN | W, 3-1 |
| Mar. 24 | * AUBURN | W, 4-1 |
| Mar. 25 | * AUBURN | L, 1-2 |
| Mar. 27 | ~ vs. Ole Miss | W, 5-2 |
| Mar. 31 | * SOUTH CAROLINA | W, 2-1 |
| Mar. 31 | * SOUTH CAROLINA | W, 4-3 |
| April 1 | * SOUTH CAROLINA | W, 8-7 (8) |
| April 4 | at Samford | L, 0-3 |
| April 6 | * OLE MISS | L, 2-3 |
| April 6 | * OLE MISS | W, 7-4 |
| April 7 | * OLE MISS | W, 8-0 (6) |
| April 12 | SOUTHERN MISS | W, 9-2 |
| April 14 | * No. 6 LSU | L, 1-4 (9) |
| April 14 | * No. LSU | L, 3-4 (9) |
| April 17 | UAB | W, 4-1 |
| April 18 | at Mississippi Valley State | L, 3-5 |
| April 21 | * at Georgia | L, 2-5 |
| April 21 | * at Georgia | W, 13-9 (8) |
| April 22 | * at Georgia | W, 12-5 |
| April 24 | at Southern Miss | W, 10-6 |
| April 27 | * at No. 20 Florida | W, 4-3 |
| April 27 | * at No. 20 Florida | L, 1-2 |
| April 28 | * at No. 20 Florida | L, 2-3 (9) |
| May 4 | * ARKANSAS | W, 3-1 |
| May 4 | * ARKANSAS | L, 8-11 |
| May 5 | * ARKANSAS | W, 8-0 (5) |
| May 10 | @ vs. No. 25 Florida | L, 0-3 |
| May 18 | ^ vs. Pacific | W, 7-1 |
| May 19 | ^ vs. No. 4 Arizona | L, 0-8 |
| May 19 | ^ vs. Pacific | L, 10-12 |

\$ - Bulldog Round-Robin (Starkville, Miss.)

! - UNLV Desert Classic (Las Vegas, Nev.)

+ - NFCA Leadoff Classic (Columbus, Ga.)

% - UTC Frost Classic (Chattanooga, Tenn.)

~ - M&F Bank Classic (Ridgeland, Miss.)

@ - SEC Tournament (Auburn, Ala.)

^ - NCAA Tuscon Regional (Tucson, Ariz.)

* - Southeastern Conference Game

ANNUAL RESULTS

2008

41-21 Overall • 13-14 SEC

Home: 20-8 | Away: 10-6 | Neutral: 11-8

Head Coach: Jay Miller

NCAA REGIONAL

| DATE | OPPONENT | RESULT |
|----------|-----------------------------|-------------|
| Feb. 8 | \$ vs. No. 20 Oregon | W, 3-0 |
| Feb. 8 | \$ vs. Cal State Northridge | W, 4-2 |
| Feb. 9 | \$ vs. UC Riverside | W, 8-0 (5) |
| Feb. 9 | \$ vs. San Diego State | W, 8-0 (6) |
| Feb. 10 | \$ vs. California | W, 4-1 (9) |
| Feb. 13 | MISSISSIPPI VALLEY STATE | W, 10-0 (5) |
| Feb. 15 | ! WRIGHT STATE | W, 4-0 |
| Feb. 15 | ! SOUTHERN ILLINOIS | W, 7-3 |
| Feb. 16 | ! FORDHAM | W, 6-5 (8) |
| Feb. 16 | ! WRIGHT STATE | W, 5-2 |
| Feb. 17 | SOUTHERN ILLINOIS | W, 4-3 |
| Feb. 23 | + vs. Western Kentucky | L, 1-2 |
| Feb. 23 | + vs. Austin Peay | W, 12-4 (6) |
| Feb. 24 | + vs. Western Kentucky | L, 2-4 |
| Feb. 24 | + at Mercer | W, 5-3 |
| Feb. 29 | % vs. North Carolina State | W, 4-0 |
| Feb. 29 | % vs. No. 11 Michigan | L, 0-2 |
| Mar. 1 | % vs. Syracuse | W, 8-2 |
| Mar. 1 | % vs. UC Santa Barbara | L, 2-5 (8) |
| Mar. 2 | % vs. UMass | W, 3-2 |
| Mar. 4 | UAB | W, 7-0 |
| Mar. 7 | & CHARLESTON SOUTHERN | W, 19-2 (5) |
| Mar. 8 | & AUSTIN PEAY | W, 3-1 |
| Mar. 8 | & CHARLESTON SOUTHERN | W, 5-1 |
| Mar. 9 | & LOUISIANA TECH | W, 5-2 |
| Mar. 11 | * at Auburn | W, 8-3 |
| Mar. 11 | * at Auburn | L, 4-5 (9) |
| Mar. 12 | * at Auburn | L, 0-8 (5) |
| Mar. 15 | * No. 2 ALABAMA | L, 0-2 |
| Mar. 15 | * No. 2 ALABAMA | L, 2-4 |
| Mar. 16 | * No. 2 ALABAMA | L, 0-3 |
| Mar. 18 | at Southern Miss | W, 9-0 (5) |
| Mar. 21 | * at Ole Miss | W, 5-3 |
| Mar. 21 | * at Ole Miss | W, 3-2 |
| Mar. 22 | * at Ole Miss | W, 8-3 |
| Mar. 26 | * at No. 8 LSU | L, 2-5 |
| Mar. 26 | * at No. 8 LSU | L, 1-2 |
| Mar. 29 | # MISSISSIPPI VALLEY STATE | W, 10-1 (5) |
| Mar. 29 | # GEORGETOWN | W, 8-0 (5) |
| Mar. 30 | # GEORGETOWN | W, 7-2 |
| Mar. 30 | # MISSISSIPPI VALLEY STATE | W, 12-0 (5) |
| April 3 | * KENTUCKY | W, 1-0 |
| April 3 | * KENTUCKY | W, 8-0 (5) |
| April 5 | * No. 3 FLORIDA | L, 0-5 |
| April 5 | * No. 3 FLORIDA | L, 2-7 |
| April 6 | * No. 3 FLORIDA | L, 0-5 |
| April 8 | ~ vs. Ole Miss | L, 1-2 |
| April 12 | * at South Carolina | W, 1-0 |
| April 12 | * at South Carolina | W, 3-1 |
| April 13 | * at South Carolina | W, 9-1 (6) |
| April 17 | ? vs. U.S. Olympic Team | L, 0-13 (6) |
| April 19 | * No. 21 GEORGIA | W, 10-0 (5) |
| April 19 | * No. 21 GEORGIA | L, 2-6 |
| April 20 | * No. 21 GEORGIA | W, 7-4 |
| April 23 | SOUTHERN MISS | W, 5-2 |
| April 26 | * No. 10 TENNESSEE | W, 2-1 |
| April 26 | * No. 10 TENNESSEE | L, 6-8 |
| May 3 | * at Arkansas | L, 1-3 |
| May 3 | * at Arkansas | W, 9-1 (5) |
| May 4 | * at Arkansas | L, 6-7 |
| May 8 | @ vs. Alabama | L, 0-1 |
| May 16 | ^ vs. No. 23 Hawaii | L, 7-9 |
| May 17 | ^ vs. Stony Brook | W, 8-3 |
| May 17 | ^ vs. No. 23 Hawaii | L, 4-7 |

\$ - Cathedral City Kickoff (Cathedral City, Calif.)

! - Bulldog Round-Robin (Starkville, Miss.)

+ - Mercer Wingate Inn Classic (Macon, Ga.)

% - NFCA Leadoff Classic (Columbus, Ga.)

& - Bulldog Classic (Starkville, Miss.)

- Bully Bash (Starkville, Miss.)

~ - M&F Bank Classic (Ridgeland, Miss.)

@ - SEC Tournament (Auburn, Ala.)

& - NCAA Tempe Regional (Tempe, Ariz.)

* - Southeastern Conference Game

2009

28-28 Overall • 13-14 SEC

Home: 17-10 | Away: 7-12 | Neutral: 4-6

Head Coach: Jay Miller

NCAA REGIONAL

| DATE | OPPONENT | RESULT |
|----------|-----------------------------|-------------|
| Feb. 6 | % KENNESAW STATE | L, 0-4 |
| Feb. 7 | % LOUISIANA-MONROE | W, 5-3 |
| Feb. 7 | % IONA | W, 10-0 (5) |
| Feb. 8 | % LOUISIANA-MONROE | W, 12-5 |
| Feb. 11 | SOUTHERN MISS | L, 3-7 |
| Feb. 13 | & vs. No. 23 Purdue | W, 4-3 |
| Feb. 14 | & vs. Miami (OH) | W, 3-0 |
| Feb. 15 | & at Florida State | W, 5-4 |
| Feb. 20 | # RUTGERS | W, 6-0 |
| Feb. 21 | # EVANSVILLE | W, 7-0 |
| Feb. 21 | # SIU-EDWARDSVILLE | W, 3-0 |
| Feb. 22 | # SIU-EDWARDSVILLE | W, 2-0 |
| Feb. 25 | at Mississippi Valley State | W, 10-4 |
| Feb. 27 | \$ vs. No. 20 Ohio State | L, 0-7 |
| Mar. 5 | ! vs. Florida Gulf Coast | L, 3-8 |
| Mar. 5 | ! vs. Santa Clara | W, 11-3 |
| Mar. 6 | ! vs. Oregon State | L, 0-2 |
| Mar. 6 | ! at Hawaii | W, 14-11 |
| Mar. 7 | ! vs. Mount St. Mary's | W, 6-1 |
| Mar. 8 | ! vs. Radford | L, 1-3 |
| Mar. 14 | * at No. 2 Alabama | L, 0-4 |
| Mar. 14 | * at No. 2 Alabama | L, 1-7 |
| Mar. 15 | * at No. 2 Alabama | L, 2-3 |
| Mar. 17 | * ARKANSAS | L, 3-8 (8) |
| Mar. 17 | * ARKANSAS | L, 1-5 |
| Mar. 18 | * ARKANSAS | L, 2-3 |
| Mar. 21 | * No. 20 LSU | L, 4-5 |
| Mar. 21 | * No. 20 LSU | L, 1-4 |
| Mar. 22 | * No. 20 LSU | L, 5-7 |
| Mar. 24 | at UAB | W, 9-7 |
| Mar. 28 | * at No. 9 Tennessee | W, 5-4 |
| Mar. 28 | * at No. 9 Tennessee | L, 0-8 (5) |
| Mar. 29 | * at No. 9 Tennessee | W, 10-6 |
| April 1 | + vs. Ole Miss | L, 3-8 |
| April 4 | * at No. 1 Florida | L, 2-11 (5) |
| April 4 | * at No. 1 Florida | L, 2-6 |
| April 5 | * at No. 1 Florida | L, 0-3 |
| April 8 | SOUTH ALABAMA | W, 5-2 |
| April 9 | JACKSON STATE | W, 9-0 (5) |
| April 9 | JACKSON STATE | W, 3-0 |
| April 15 | * at No. 6 Georgia | L, 0-10 (5) |
| April 15 | * at No. 6 Georgia | W, 3-1 (10) |
| April 18 | * SOUTH CAROLINA | W, 4-2 |
| April 18 | * SOUTH CAROLINA | L, 0-2 |
| April 19 | * SOUTH CAROLINA | W, 10-2 (6) |
| April 22 | * AUBURN | W, 2-1 (10) |
| April 22 | * AUBURN | L, 3-8 |
| April 24 | * at Kentucky | L, 3-10 |
| April 24 | * at Kentucky | L, 1-4 |
| April 25 | * at Kentucky | L, 7-8 |
| May 2 | * OLE MISS | W, 6-2 |
| May 2 | * OLE MISS | W, 8-0 (5) |
| May 8 | MISSISSIPPI VALLEY STATE | W, 10-2 (5) |
| May 8 | MISSISSIPPI VALLEY STATE | W, 4-1 |
| May 15 | ^ vs. No. 14 California | L, 3-8 |
| May 16 | ^ vs. No. 16 Florida State | L, 0-5 |

% - Bulldog Round-Robin (Starkville, Miss.)

& - Sunshine Classic (Tallahassee, Fla.)

- Bulldog Classic (Starkville, Miss.)

\$ - NFCA Leadoff Classic (Columbus, Ga.)

! - Pepsi Malahini Kipa Aloha Tournament (Honolulu, Hawaii)

+ - M&F Bank Fastpitch Classic (Ridgeland, Miss.)

^ - NCAA Tempe Regional (Tempe, Ariz.)

* - Southeastern Conference Game

2010

26-29 Overall • 7-20 SEC

Home: 11-12 | Away: 7-12 | Neutral: 8-5

Head Coach: Jay Miller

| DATE | OPPONENT | RESULT |
|----------|--------------------------------|-------------|
| Feb. 13 | ! UAB | W, 4-0 |
| Feb. 13 | ! STEPHEN F. AUSTIN | W, 8-0 (5) |
| Feb. 14 | ! STEPHEN F. AUSTIN | W, 5-0 |
| Feb. 14 | ! UAB | W, 6-2 |
| Feb. 19 | \$ vs. Louisiana-Monroe | W, 4-0 |
| Feb. 19 | \$ at No. 21 Texas A&M | L, 0-9 (5) |
| Feb. 20 | \$ vs. Oregon State | W, 13-3 |
| Feb. 20 | \$ at No. 21 Texas A&M | L, 4-13 (5) |
| Feb. 21 | \$ vs. Oregon State | W, 6-5 (8) |
| Feb. 26 | ^ vs. No. 20 UMass | L, 6-7 (9) |
| Feb. 26 | ^ vs. Hofstra | L, 1-2 |
| Feb. 27 | ^ vs. North Carolina State | L, 3-4 |
| Feb. 27 | ^ vs. Maryland | W, 5-4 |
| Feb. 28 | ^ vs. Illinois State | W, 9-3 |
| Mar. 3 | No. 7 MICHIGAN | L, 0-3 |
| Mar. 5 | % TROY | W, 8-0 (5) |
| Mar. 6 | % MISSISSIPPI VALLEY STATE | W, 11-1 (5) |
| Mar. 6 | % WRIGHT STATE | W, 7-2 |
| Mar. 7 | % TROY | W, 4-3 |
| Mar. 9 | No. 19 TENNESSEE | L, 4-8 |
| Mar. 9 | No. 19 TENNESSEE | W, 5-4 |
| Mar. 10 | No. 19 TENNESSEE | L, 4-10 |
| Mar. 12 | + vs. Colorado State | L, 5-6 (8) |
| Mar. 13 | + vs. Georgetown | W, 7-6 |
| Mar. 13 | + vs. East Tennessee State | W, 9-0 (5) |
| Mar. 14 | + vs. Cal State Northridge | L, 6-13 |
| Mar. 14 | + at Fresno State | L, 3-11 (5) |
| Mar. 17 | at Southern Miss | W, 14-4 |
| Mar. 20 | * at Ole Miss | L, 4-6 |
| Mar. 20 | * at Ole Miss | L, 2-9 |
| Mar. 21 | * at Ole Miss | W, 11-5 |
| Mar. 24 | at Mississippi Valley State | W, 9-6 |
| Mar. 27 | * at Arkansas | L, 2-7 |
| Mar. 27 | * at Arkansas | L, 6-11 |
| Mar. 28 | * at Arkansas | L, 13-18 |
| Mar. 31 | SOUTHERN | W, 4-1 |
| April 2 | * KENTUCKY | L, 4-5 |
| April 2 | * KENTUCKY | L, 0-2 |
| April 3 | * KENTUCKY | W, 1-0 |
| April 7 | # vs. Mississippi Valley State | W, 9-1 (5) |
| April 10 | * at No. 14 LSU | L, 1-2 |
| April 10 | * at No. 14 LSU | L, 3-8 |
| April 11 | * at No. 14 LSU | L, 1-6 |
| April 13 | * GEORGIA | L, 0-3 |
| April 13 | * GEORGIA | L, 6-7 |
| April 17 | * at South Carolina | W, 2-1 |
| April 17 | * at South Carolina | L, 4-8 |
| April 18 | * at South Carolina | W, 3-1 |
| April 21 | * at Auburn | W, 3-2 |
| April 21 | * at Auburn | W, 2-1 |
| May 1 | * No. 6 FLORIDA | L, 0-8 (5) |
| May 1 | * No. 6 FLORIDA | L, 1-9 (5) |
| May 8 | * No. 3 ALABAMA | L, 1-10 (6) |
| May 8 | * No. 3 ALABAMA | L, 2-8 |
| May 9 | * No. 3 ALABAMA | L, 1-6 |

! - Bulldog Round-Robin (Starkville, Miss.)

\$ - Aggie Classic (College Station, Texas)

^ - NFCA Leadoff Classic (Columbus, Ga.)

% - Bulldog Classic (Starkville, Miss.)

+ - Bayer CropScience Classic (Fresno, Calif.)

- M&F Bank Fastpitch Classic (Ridgeland, Miss.)

* - Southeastern Conference Game

#HAILSTATE

2020 MISSISSIPPI STATE SOFTBALL MEDIA GUIDE

PG 75

ANNUAL RESULTS

2011

24-32 Overall • 10-18 SEC

Home: 17-7 | Away: 3-16 | Neutral: 4-9

Head Coach: Jay Miller

| DATE | OPPONENT | RESULT |
|----------|-----------------------------|-------------|
| Feb. 11 | ! vs. Illinois-Chicago | L, 4-5 |
| Feb. 11 | ! at UNLV | L, 9-10 (9) |
| Feb. 12 | ! vs. No. 11 Washington | L, 5-18 (5) |
| Feb. 12 | ! vs. UC Riverside | L, 6-7 |
| Feb. 13 | vs. Illinois-Chicago | W, 5-2 |
| Feb. 18 | # LOUISIANA TECH | W, 3-2 |
| Feb. 19 | # BUTLER | W, 2-0 |
| Feb. 19 | # SOUTHERN ILLINOIS | W, 10-8 |
| Feb. 20 | # SOUTHERN ILLINOIS | L, 4-9 |
| Feb. 23 | SOUTHERN MISS | W, 6-4 |
| Feb. 25 | ^ vs. Bowling Green | W, 3-2 |
| Feb. 25 | ^ vs. Mercer | L, 5-6 |
| Feb. 26 | ^ vs. Georgia State | L, 5-8 |
| Feb. 26 | ^ at Kennesaw State | L, 2-3 |
| Feb. 27 | ^ vs. Purdue | L, 0-5 |
| Mar. 1 | UAB | L, 0-8 (6) |
| Mar. 6 | \$ No. 22 TEXAS A&M | W, 7-3 |
| Mar. 6 | \$ MISSISSIPPI VALLEY STATE | W, 8-0 (5) |
| Mar. 9 | * SOUTH CAROLINA | W, 2-1 |
| Mar. 9 | * SOUTH CAROLINA | W, 11-5 |
| Mar. 11 | % vs. Florida State | W, 9-8 (10) |
| Mar. 12 | % vs. North Carolina | L, 4-12 (5) |
| Mar. 12 | % vs. Florida State | W, 8-7 |
| Mar. 13 | % vs. North Carolina | L, 2-8 |
| Mar. 16 | * at No. 2 Florida | L, 0-8 (5) |
| Mar. 16 | * at No. 2 Florida | L, 1-18 (5) |
| Mar. 18 | * ARKANSAS | W, 3-0 |
| Mar. 19 | * ARKANSAS | W, 2-0 |
| Mar. 20 | * ARKANSAS | W, 6-5 |
| Mar. 25 | * at No. 23 Kentucky | L, 6-12 |
| Mar. 26 | * at No. 23 Kentucky | L, 0-8 (5) |
| Mar. 27 | * at No. 23 Kentucky | L, 0-5 |
| Mar. 29 | ALCORN STATE | W, 11-2 (5) |
| Mar. 29 | ALCORN STATE | W, 10-1 (5) |
| April 1 | * OLE MISS | L, 0-6 |
| April 2 | * OLE MISS | W, 3-0 |
| April 3 | * OLE MISS | W, 9-3 |
| April 6 | + vs. Southern Miss | L, 4-14 (5) |
| April 8 | * No. 22 AUBURN | W, 4-3 |
| April 9 | * No. 22 AUBURN | L, 3-5 |
| April 10 | * No. 22 AUBURN | L, 4-5 (8) |
| April 12 | at Mississippi Valley State | W, 5-1 |
| April 15 | * at No. 3 Alabama | L, 2-6 |
| April 16 | * at No. 3 Alabama | L, 3-13 (6) |
| April 17 | * at No. 3 Alabama | L, 2-5 |
| April 19 | MISSISSIPPI VALLEY STATE | W, 9-1 (6) |
| April 21 | * at No. 4 Tennessee | L, 0-2 |
| April 22 | * at No. 4 Tennessee | L, 0-8 (6) |
| April 23 | * at No. 4 Tennessee | W, 3-2 |
| April 29 | * No. 21 LSU | L, 2-4 |
| April 30 | * No. 21 LSU | L, 6-7 |
| May 1 | * No. 21 LSU | L, 1-3 |
| May 6 | * at No. 7 Georgia | W, 8-6 |
| May 7 | * at No. 7 Georgia | L, 3-4 |
| May 8 | * at No. 7 Georgia | L, 2-10 (5) |
| May 12 | @ vs. No. 4 Alabama | L, 1-5 |

! - Sportco Kickoff Classic (Las Vegas, Nev.)
 # - Bulldog Round-Robin (Starkville, Miss.)
 ^ - Phyllis Rafter Memorial (Kennesaw, Ga.)
 \$ - Bulldog Classic (Starkville, Miss.)
 % - SEC/ACC Challenge (Tuscaloosa, Ala.)
 + - M&F Bank Fastpitch Classic (Madison, Miss.)
 @ - SEC Tournament (Oxford, Miss.)
 * - Southeastern Conference Game

2012

33-24 Overall • 12-16 SEC

Home: 16-11 | Away: 13-7 | Neutral: 4-6

Head Coach: Vann Steudeman

NCAA REGIONAL

| DATE | OPPONENT | RESULT |
|----------|----------------------------------|-------------|
| Feb. 9 | ! at South Alabama | W, 7-2 |
| Feb. 10 | ! vs. Lipscomb | W, 3-1 |
| Feb. 11 | ! vs. Jacksonville State | W, 8-1 |
| Feb. 12 | ! vs. Memphis | W, 9-6 |
| Feb. 14 | at Samford | W, 6-3 |
| Feb. 17 | # SIU-EDWARDSVILLE | L, 4-5 |
| Feb. 19 | # SIU-EDWARDSVILLE | W, 5-0 |
| Feb. 19 | # MISSISSIPPI VALLEY STATE | W, 3-2 |
| Feb. 24 | % vs. No. 17 Louisiana-Lafayette | L, 3-6 |
| Feb. 24 | % vs. South Florida | L, 0-1 |
| Feb. 25 | % vs. No. 20 Georgia Tech | W, 5-3 |
| Feb. 25 | % vs. DePaul | L, 2-3 |
| Feb. 26 | ^ vs. No. 12 Michigan | L, 1-3 |
| Feb. 29 | at Jackson State | W, 11-2 (6) |
| Mar. 2 | \$ COLUMBIA | W, 11-1 (5) |
| Mar. 2 | \$ LOUISIANA TECH | W, 8-0 (5) |
| Mar. 3 | \$ COLUMBIA | W, 12-4 (6) |
| Mar. 3 | \$ EASTERN ILLINOIS | W, 8-0 (5) |
| Mar. 4 | \$ SAMFORD | W, 11-5 |
| Mar. 7 | * No. 3 FLORIDA | L, 0-1 |
| Mar. 7 | * No. 3 FLORIDA | L, 5-8 |
| Mar. 9 | * No. 7 GEORGIA | W, 5-3 |
| Mar. 10 | * No. 7 GEORGIA | L, 0-2 |
| Mar. 11 | * No. 7 GEORGIA | L, 0-5 |
| Mar. 13 | * at South Carolina | W, 10-6 |
| Mar. 13 | * at South Carolina | W, 9-0 (5) |
| Mar. 16 | * at LSU | L, 7-10 |
| Mar. 17 | * at LSU | L, 1-3 |
| Mar. 18 | * at LSU | L, 0-4 |
| Mar. 20 | UAB | W, 4-3 |
| Mar. 23 | * No. 12 TENNESSEE | L, 0-8 (5) |
| Mar. 24 | * No. 12 TENNESSEE | L, 3-10 |
| Mar. 25 | * No. 12 TENNESSEE | L, 0-8 (5) |
| Mar. 28 | at Mississippi Valley State | W, 4-3 (8) |
| Mar. 30 | * No. 2 ALABAMA | L, 4-5 |
| Mar. 31 | * No. 2 ALABAMA | L, 2-4 |
| April 1 | * No. 2 ALABAMA | L, 3-9 |
| April 6 | * at Arkansas | W, 2-1 |
| April 6 | * at Arkansas | W, 7-2 |
| April 7 | * at Arkansas | L, 2-13 (5) |
| April 10 | JACKSON STATE | W, 12-3 (5) |
| April 13 | * at Ole Miss | W, 5-3 |
| April 14 | * at Ole Miss | W, 2-1 |
| April 15 | * at Ole Miss | W, 10-3 |
| April 20 | * KENTUCKY | W, 4-3 |
| April 21 | * KENTUCKY | W, 2-1 (8) |
| April 22 | * KENTUCKY | W, 3-2 |
| April 24 | MEMPHIS | W, 9-1 (6) |
| April 25 | at Southern Miss | W, 1-0 |
| April 28 | TENNESSEE TECH | W, 6-2 |
| April 28 | TENNESSEE TECH | W, 5-1 |
| May 4 | * at Auburn | W, 3-1 |
| May 5 | * at Auburn | L, 1-4 |
| May 6 | * at Auburn | L, 1-2 |
| May 10 | @ vs. No. 3 Alabama | L, 2-5 |
| May 17 | ^ vs. BYU | L, 3-4 (9) |
| May 18 | ^ vs. Portland State | L, 0-2 |

! - Mardi Gras Invitational (Mobile, Ala.)
 # - Bulldog Round-Robin (Starkville, Miss.)
 % - NFCA Leadoff Classic (Clearwater, Fla.)
 \$ - Bulldog Classic (Starkville, Miss.)
 @ - SEC Tournament (Tuscaloosa, Ala.)
 ^ - NCAA Eugene Regional (Eugene, Ore.)
 * - Southeastern Conference Game

2013

33-24 Overall • 8-16 SEC

Home: 14-9 | Away: 8-13 | Neutral: 10-2

Head Coach: Vann Steudeman

NCAA REGIONAL

| DATE | OPPONENT | RESULT |
|----------|--------------------------------|-------------|
| Feb. 7 | ! SOUTH ALABAMA | L, 2-3 |
| Feb. 8 | ! TROY | W, 5-2 |
| Feb. 9 | ! TENNESSEE STATE | W, 8-0 (6) |
| Feb. 9 | ! GEORGIA STATE | W, 9-1 (5) |
| Feb. 13 | at No. 15 Louisiana | L, 1-9 (6) |
| Feb. 16 | # WESTERN KENTUCKY | W, 1-0 |
| Feb. 16 | # NORTHWESTERN STATE | L, 5-10 |
| Feb. 17 | # MURRAY STATE | W, 4-1 |
| Feb. 17 | # LIPSCOMB | W, 4-3 (10) |
| Feb. 23 | & vs. Belmont | L, 3-4 |
| Feb. 23 | & vs. Wichita State | W, 4-0 |
| Feb. 24 | & vs. SE Missouri State | W, 8-4 |
| Feb. 24 | & vs. SIU-Edwardsville | W, 1-0 |
| Mar. 1 | \$ vs. Maryland | W, 4-3 |
| Mar. 1 | \$ vs. Hofstra | W, 9-1 (6) |
| Mar. 2 | \$ vs. LIU-Brooklyn | W, 2-0 |
| Mar. 2 | \$ vs. Fordham | W, 8-0 |
| Mar. 3 | \$ vs. Syracuse | W, 4-1 |
| Mar. 6 | MEMPHIS | W, 8-1 |
| Mar. 8 | * No. 12 LSU | L, 0-1 (14) |
| Mar. 9 | * No. 12 LSU | W, 2-1 |
| Mar. 10 | * No. 12 LSU | L, 2-9 |
| Mar. 12 | at Jacksonville State | W, 7-2 |
| Mar. 14 | at College of Charleston | W, 8-0 (5) |
| Mar. 14 | at College of Charleston | W, 12-1 (5) |
| Mar. 15 | at Charleston Southern | W, 12-4 (5) |
| Mar. 22 | * at No. 21 Kentucky | L, 4-5 |
| Mar. 23 | * at No. 21 Kentucky | L, 2-3 |
| Mar. 23 | * at No. 21 Kentucky | L, 0-7 |
| Mar. 26 | at UAB | L, 1-2 |
| Mar. 29 | * AUBURN | L, 3-8 |
| Mar. 29 | * AUBURN | L, 5-7 |
| Mar. 30 | * AUBURN | W, 4-3 |
| April 2 | JACKSON STATE | W, 2-0 |
| April 3 | vs. UAB | W, 3-2 |
| April 5 | * at No. 3 Florida | L, 1-9 (6) |
| April 6 | * at No. 3 Florida | L, 2-4 |
| April 7 | * at No. 3 Florida | W, 6-5 |
| April 12 | * OLE MISS | W, 5-1 |
| April 13 | * OLE MISS | W, 6-5 |
| April 14 | * OLE MISS | W, 8-0 (6) |
| April 16 | at Samford | W, 13-1 (5) |
| April 19 | * at No. 4 Alabama | W, 3-2 |
| April 20 | * at No. 4 Alabama | L, 3-11 |
| April 21 | * at No. 4 Alabama | L, 8-9 |
| April 22 | vs. Middle Tennessee State | W, 8-1 |
| April 24 | MISSISSIPPI VALLEY STATE | W, 1-0 |
| April 26 | * SOUTH CAROLINA | L, 3-8 |
| April 27 | * SOUTH CAROLINA | L, 0-3 |
| April 28 | * SOUTH CAROLINA | L, 4-5 |
| May 3 | * at No. 14 Texas A&M | L, 2-5 |
| May 4 | * at No. 14 Texas A&M | W, 6-2 |
| May 5 | * at No. 14 Texas A&M | L, 2-4 |
| May 6 | at Houston | L, 5-6 |
| May 17 | ^ vs. No. 19 Florida State | L, 2-5 |
| May 18 | ^ vs. Mississippi Valley State | W, 2-1 |
| May 18 | ^ at No. 15 South Alabama | L, 0-3 |

! - Bulldog Kickoff Classic (Starkville, Miss.)
 # - Bulldog Battle (Starkville, Miss.)
 & - Blues City Classic (Southaven, Miss.)
 \$ - Citrus Classic (Orlando, Fla.)
 ^ - NCAA Mobile Regional (Mobile, Ala.)
 * - Southeastern Conference Game

ANNUAL RESULTS

2014

39-21 Overall • 10-14 SEC

Home: 20-7 | Away: 10-10 | Neutral: 9-4

Head Coach: Vann Steudeman

NCAA REGIONAL

| DATE | OPPONENT | RESULT |
|----------|-----------------------------|-------------|
| Feb. 7 | # MISSISSIPPI VALLEY STATE | W, 8-0 (5) |
| Feb. 7 | # NORTHERN KENTUCKY | W, 12-1 (5) |
| Feb. 8 | # NORTHERN KENTUCKY | W, 6-1 |
| Feb. 8 | # JACKSONVILLE STATE | W, 9-1 (6) |
| Feb. 9 | # JACKSONVILLE STATE | W, 8-0 (5) |
| Feb. 13 | & at FAU | W, 2-1 |
| Feb. 13 | & at FAU | W, 5-0 |
| Feb. 14 | & vs. LIU-Brooklyn | W, 5-1 |
| Feb. 14 | & vs. Maryland | W, 3-1 |
| Feb. 15 | & vs. LIU-Brooklyn | W, 1-0 (11) |
| Feb. 19 | CENTRAL ARKANSAS | W, 6-0 |
| Feb. 21 | IOWA | W, 2-0 |
| Feb. 22 | IOWA | W, 5-0 |
| Feb. 23 | IOWA | W, 9-1 (5) |
| Feb. 28 | \$ vs. UTSA | W, 6-0 |
| Feb. 28 | \$ vs. No. 12 Baylor | L, 0-1 (8) |
| Mar. 1 | \$ vs. Memphis | W, 3-2 |
| Mar. 1 | \$ vs. Nicholls State | W, 7-0 |
| Mar. 2 | \$ vs. Ohio | W, 2-1 |
| Mar. 2 | \$ vs. Texas State | W, 2-1 |
| Mar. 4 | UAB | L, 3-5 |
| Mar. 7 | * No. 8 KENTUCKY | L, 0-4 |
| Mar. 8 | * No. 8 KENTUCKY | W, 2-1 |
| Mar. 9 | * No. 8 KENTUCKY | L, 0-5 |
| Mar. 11 | at Kennesaw State | L, 1-2 (8) |
| Mar. 12 | at Georgia State | W, 16-9 |
| Mar. 14 | * at No. 15 Georgia | L, 0-1 |
| Mar. 15 | * at No. 15 Georgia | L, 2-11 (5) |
| Mar. 15 | * at No. 15 Georgia | L, 1-9 (5) |
| Mar. 18 | * at Memphis | W, 2-1 |
| Mar. 21 | * at No. 21 Auburn | L, 3-11 (6) |
| Mar. 22 | * at No. 21 Auburn | L, 2-5 |
| Mar. 23 | * at No. 21 Auburn | W, 5-2 |
| Mar. 25 | SE Louisiana | W, 2-1 |
| Mar. 26 | SAMFORD | W, 9-1 (6) |
| Mar. 29 | MARSHALL | W, 4-0 |
| Mar. 29 | MARSHALL | W, 2-0 |
| Mar. 30 | MARSHALL | W, 9-1 (5) |
| April 1 | at Mississippi Valley State | W, 13-0 (5) |
| April 4 | * No. 16 MISSOURI | L, 0-6 |
| April 5 | * No. 16 MISSOURI | W, 9-3 |
| April 5 | * No. 16 MISSOURI | L, 1-8 |
| April 9 | at No. 15 South Alabama | L, 2-3 |
| April 11 | * No. 3 ALABAMA | L, 1-5 |
| April 12 | * No. 3 ALABAMA | W, 4-2 |
| April 13 | * No. 3 ALABAMA | W, 4-3 (10) |
| April 15 | at Jackson State | W, 6-4 |
| April 18 | * at No. 4 Tennessee | W, 2-0 |
| April 19 | * at No. 4 Tennessee | L, 5-11 |
| April 20 | * at No. 4 Tennessee | W, 11-7 |
| April 25 | * ARKANSAS | L, 4-6 |
| April 26 | * ARKANSAS | W, 18-7 (5) |
| April 27 | * ARKANSAS | W, 8-0 (6) |
| May 2 | * at No. 25 LSU | L, 5-6 |
| May 3 | * at No. 25 LSU | L, 0-8 (6) |
| May 4 | * at No. 25 LSU | W, 4-3 |
| May 7 | Ⓜ vs. No. 16 Kentucky | L, 3-4 (9) |
| May 16 | ^ vs. Texas | L, 0-1 |
| May 17 | ^ vs. Texas Southern | W, 5-3 |
| May 17 | ^ vs. Texas | L, 3-4 |

- Bulldog Kickoff Classic (Starkville, Miss.)

& - FAU Strike Out Cancer Tournament (Boca Raton, Fla.)

\$ - Mississippi Gulf Coast Softball Classic (Gulfport, Miss.)

Ⓜ - SEC Tournament (Columbia, S.C.)

^ - NCAA Lafayette Regional (Lafayette, La.)

* - Southeastern Conference Game

2015

36-21 Overall • 10-14 SEC

Home: 20-10 | Away: 12-7 | Neutral: 4-4

Head Coach: Vann Steudeman

NCAA REGIONAL

| DATE | OPPONENT | RESULT |
|----------|----------------------------|-------------|
| Feb. 5 | ! MISSISSIPPI VALLEY STATE | W, 8-0 (6) |
| Feb. 6 | ! MIDDLE TENNESSEE | W, 9-1 (5) |
| Feb. 7 | ! SAINT LOUIS | W, 3-2 |
| Feb. 7 | ! AUSTIN PEAY | W, 8-0 (5) |
| Feb. 8 | ! SAINT LOUIS | W, 8-3 |
| Feb. 12 | # LOUISIANA TECH | W, 6-4 |
| Feb. 13 | # ILLINOIS | W, 9-8 |
| Feb. 14 | # UT-MARTIN | W, 4-2 |
| Feb. 14 | # LAMAR | W, 7-1 |
| Feb. 14 | # ILLINOIS | L, 3-4 |
| Feb. 19 | SE Louisiana | W, 4-3 |
| Feb. 21 | PENN STATE | W, 9-3 |
| Feb. 21 | PENN STATE | W, 10-5 (6) |
| Feb. 22 | PENN STATE | W, 10-2 (5) |
| Feb. 24 | at UAB | L, 4-5 (8) |
| Feb. 27 | % vs. Minnesota | L, 0-5 |
| Feb. 27 | % vs. Maryland | W, 6-2 |
| Mar. 1 | % vs. Miami (OH) | W, 3-1 |
| Mar. 1 | % vs. Notre Dame | W, 6-1 |
| Mar. 4 | KENNESAW STATE | W, 4-2 |
| Mar. 6 | * No. 7 GEORGIA | L, 1-6 |
| Mar. 7 | * No. 7 GEORGIA | L, 1-9 (5) |
| Mar. 8 | * No. 7 GEORGIA | W, 8-7 (9) |
| Mar. 13 | * TEXAS A&M | W, 7-0 |
| Mar. 14 | * TEXAS A&M | L, 8-10 |
| Mar. 15 | * TEXAS A&M | W, 7-5 |
| Mar. 17 | * at SE Louisiana | W, 16-1 (5) |
| Mar. 20 | * at Ole Miss | W, 8-6 |
| Mar. 21 | * at Ole Miss | L, 7-8 (9) |
| Mar. 21 | * at Ole Miss | L, 8-14 |
| Mar. 25 | at Southern Miss | W, 10-0 (6) |
| Mar. 25 | at Southern Miss | W, 12-6 |
| Mar. 27 | * FLORIDA | L, 2-3 |
| Mar. 28 | * FLORIDA | L, 2-16 |
| Mar. 29 | * FLORIDA | W, 5-3 |
| Mar. 31 | at Lipscomb | W, 1-0 |
| April 4 | * at Arkansas | W, 3-0 |
| April 5 | * at Arkansas | W, 3-2 |
| April 6 | * at Arkansas | W, 16-4 (6) |
| April 8 | * LSU | W, 9-4 |
| April 10 | * MISSOURI | L, 0-8 |
| April 11 | * MISSOURI | L, 3-10 |
| April 12 | * MISSOURI | L, 0-8 (5) |
| April 15 | at South Alabama | L, 2-3 |
| April 17 | * TENNESSEE | L, 4-5 |
| April 18 | * TENNESSEE | L, 2-4 |
| April 19 | * TENNESSEE | L, 3-9 (6) |
| April 22 | MEMPHIS | W, 11-3 (5) |
| April 25 | at Georgia Southern | W, 6-2 |
| April 26 | at Georgia Southern | W, 7-5 (9) |
| May 1 | * at South Carolina | L, 3-6 |
| May 2 | * at South Carolina | W, 9-6 |
| May 3 | * at South Carolina | W, 9-1 (6) |
| May 10 | Ⓜ vs. Missouri | L, 0-9 (6) |
| May 15 | ^ vs. Baylor | L, 4-8 |
| May 16 | ^ vs. Weber State | W, 2-0 |
| May 17 | ^ vs. Baylor | L, 0-2 |

! - Bulldog Kickoff Classic (Starkville, Miss.)

- February Freezer (Starkville, Miss.)

% - Citrus Classic (Orlando, Fla.)

Ⓜ - SEC Tournament (Baton Rouge, La.)

^ - NCAA Lafayette Regional (Lafayette, La.)

* - Southeastern Conference Game

2016

26-31 Overall • 3-21 SEC

Home: 16-13 | Away: 4-13 | Neutral: 6-5

Head Coach: Vann Steudeman

| DATE | OPPONENT | RESULT |
|----------|-----------------------------|-------------|
| Feb. 11 | ! GEORGIA SOUTHERN | W, 6-0 |
| Feb. 12 | ! HOUSTON | W, 9-1 (6) |
| Feb. 13 | ! TENNESSEE TECH | W, 11-4 |
| Feb. 13 | ! ALABAMA A&M | W, 2-1 |
| Feb. 14 | ! HOUSTON | W, 7-1 |
| Feb. 19 | # at No. 23 South Alabama | W, 4-2 (8) |
| Feb. 20 | # vs. Southern Miss | W, 6-0 |
| Feb. 20 | # vs. SIU-Edwardsville | W, 7-4 |
| Feb. 21 | # vs. Samford | W, 5-2 (8) |
| Feb. 22 | at SE Louisiana | W, 8-0 (5) |
| Feb. 26 | \$ vs. McNeese State | L, 4-8 |
| Feb. 27 | \$ vs. Incarnate Word | W, 6-0 |
| Feb. 27 | \$ vs. No. 24 Baylor | L, 0-4 |
| Feb. 28 | \$ vs. McNeese State | W, 3-0 |
| Mar. 4 | % CHATTANOOGA | W, 4-0 |
| Mar. 4 | % NORTHWESTERN STATE | L, 0-1 |
| Mar. 5 | % LONGWOOD | W, 3-1 |
| Mar. 5 | % CENTRAL ARKANSAS | W, 4-0 |
| Mar. 6 | % WESTERN KENTUCKY | W, 7-0 |
| Mar. 8 | PENN STATE | W, 9-3 |
| Mar. 11 | + vs. UC Santa Barbara | W, 5-2 |
| Mar. 12 | + vs. Cal State Fullerton | L, 0-2 |
| Mar. 12 | + at Long Beach State | L, 1-5 |
| Mar. 13 | + vs. Cal State Fullerton | L, 2-3 |
| Mar. 18 | * No. 3 AUBURN | L, 2-3 (14) |
| Mar. 19 | * No. 3 AUBURN | W, 6-3 |
| Mar. 20 | * No. 3 AUBURN | L, 0-2 |
| Mar. 22 | SE Louisiana | W, 10-2 (6) |
| Mar. 23 | CENTRAL ARKANSAS | L, 0-1 |
| Mar. 25 | * at No. 17 Tennessee | L, 2-6 |
| Mar. 26 | * at No. 17 Tennessee | L, 5-8 |
| Mar. 27 | * at No. 17 Tennessee | L, 4-9 |
| Mar. 29 | UAB | L, 2-3 |
| April 2 | * OLE MISS | L, 3-4 |
| April 3 | * OLE MISS | W, 1-0 (8) |
| April 4 | * OLE MISS | L, 5-9 |
| April 8 | * at No. 4 Alabama | L, 1-7 |
| April 9 | * at No. 4 Alabama | L, 0-8 (6) |
| April 10 | * at No. 4 Alabama | L, 1-8 |
| April 13 | at Louisiana Tech | W, 3-2 |
| April 15 | * No. 11 LSU | W, 7-2 |
| April 16 | * No. 11 LSU | L, 2-5 (12) |
| April 17 | * No. 11 LSU | L, 1-12 (5) |
| April 19 | SOUTHERN MISS | W, 4-0 |
| April 22 | * at No. 1 Florida | L, 0-16 (5) |
| April 23 | * at No. 1 Florida | L, 3-6 |
| April 24 | * at No. 1 Florida | L, 1-3 (10) |
| April 26 | SOUTH ALABAMA | L, 1-2 |
| April 28 | at Mississippi Valley State | W, 6-0 |
| April 29 | * No. 16 MISSOURI | L, 5-8 |
| April 30 | * No. 16 MISSOURI | L, 1-3 |
| May 1 | * No. 16 MISSOURI | L, 2-9 |
| May 6 | * at No. 12 Kentucky | L, 2-3 (9) |
| May 7 | * at No. 12 Kentucky | L, 0-1 (8) |
| May 8 | * at No. 12 Kentucky | L, 0-4 |
| May 9 | ALCORN STATE | W, 8-0 (5) |
| May 11 | Ⓜ vs. No. 4 Alabama | L, 5-7 |

! - Bulldog Kickoff Classic (Starkville, Miss.)

- Mardi Gras Invitational (Mobile, Ala.)

\$ - Mississippi Gulf Coast Classic (Gulfport, Miss.)

% - Bulldog Stamboree (Starkville, Miss.)

+ - Louisville Slugger Invitational (Long Beach, Calif.)

Ⓜ - SEC Tournament (Starkville, Miss.)

* - Southeastern Conference Game

ANNUAL RESULTS

2017

36-22 Overall • 10-14 SEC

Home: 24-7 | Away: 7-11 | Neutral: 5-4

Head Coach: Vann Steudeman

NCAA REGIONAL

| DATE | OPPONENT | RESULT |
|----------|---------------------------|--------------|
| Feb. 10 | ! GEORGIA STATE | W, 4-0 |
| Feb. 10 | ! STEPHEN F. AUSTIN | W, 2-0 |
| Feb. 11 | ! WESTERN KENTUCKY | L, 0-1 |
| Feb. 11 | ! STEPHEN F. AUSTIN | W, 2-1 |
| Feb. 12 | ! GEORGIA STATE | L, 1-3 (12) |
| Feb. 16 | # vs. No. 21 Fresno State | W, 4-1 |
| Feb. 17 | # vs. Cal State Fullerton | L, 1-6 |
| Feb. 17 | # vs. Texas Tech | W, 6-3 |
| Feb. 18 | # vs. Florida Gulf Coast | W, 6-3 |
| Feb. 24 | & NORTH FLORIDA | W, 7-5 |
| Feb. 24 | & EASTERN ILLINOIS | W, 4-1 |
| Feb. 25 | & SOUTHERN ILLINOIS | W, 5-2 |
| Feb. 25 | & NORTH FLORIDA | W, 4-1 |
| Feb. 26 | & SOUTHERN ILLINOIS | W, 6-2 |
| Feb. 28 | at SE Louisiana | W, 9-1 (5) |
| Mar. 2 | ALABAMA STATE | W, 10-0 (5) |
| Mar. 3 | \$ SAMFORD | W, 6-1 |
| Mar. 3 | \$ UMASS | W, 4-1 |
| Mar. 4 | \$ CENTRAL ARKANSAS | W, 2-1 |
| Mar. 4 | \$ SAMFORD | W, 6-5 (12) |
| Mar. 5 | \$ CENTRAL ARKANSAS | W, 8-0 (5) |
| Mar. 7 | TROY | W, 2-1 |
| Mar. 10 | * at No. 6 Texas A&M | W, 5-2 |
| Mar. 11 | * at No. 6 Texas A&M | L, 1-5 |
| Mar. 12 | * at No. 6 Texas A&M | L, 1-3 |
| Mar. 15 | at Central Arkansas | W, 3-1 |
| Mar. 17 | * No. 11 ALABAMA | L, 3-11 (5) |
| Mar. 18 | * No. 11 ALABAMA | W, 1-0 |
| Mar. 19 | * No. 11 ALABAMA | L, 0-3 |
| Mar. 22 | at No. 23 Ole Miss | L, 0-2 |
| Mar. 24 | % vs. Louisiana Tech | W, 5-4 |
| Mar. 24 | % at No. 13 Oklahoma | L, 3-5 |
| Mar. 25 | % vs. UAB | W, 8-0 (6) |
| Mar. 28 | at Southern Miss | W, 3-2 |
| Mar. 29 | MISSISSIPPI VALLEY STATE | W, 8-0 (6) |
| Mar. 31 | * at No. 10 LSU | L, 2-7 |
| April 1 | * at No. 10 LSU | L, 0-1 |
| April 2 | * at No. 10 LSU | L, 1-4 |
| April 5 | JACKSON STATE | W, 14-0 (6) |
| April 7 | * SOUTH CAROLINA | L, 0-3 |
| April 8 | * SOUTH CAROLINA | W, 6-4 |
| April 9 | * SOUTH CAROLINA | W, 5-2 |
| April 14 | * at No. 19 Georgia | W, 9-4 |
| April 15 | * at No. 19 Georgia | L, 6-7 |
| April 16 | * at No. 19 Georgia | W, 5-2 |
| April 18 | at Alcorn State | W, 6-0 |
| April 22 | * No. 24 ARKANSAS | W, 3-0 |
| April 23 | * No. 24 ARKANSAS | L, 4-5 |
| April 24 | * No. 24 ARKANSAS | W, 4-3 |
| April 28 | * at No. 9 Auburn | L, 2-4 |
| April 29 | * at No. 9 Auburn | L, 2-6 |
| April 30 | * at No. 9 Auburn | L, 3-6 |
| May 5 | * No. 16 KENTUCKY | W, 6-2 |
| May 6 | * No. 16 KENTUCKY | W, 5-3 |
| May 7 | * No. 16 KENTUCKY | L, 7-10 (11) |
| May 10 | @ vs. No. 19 Ole Miss | L, 1-2 |
| May 18 | ^ vs. No. 21 BYU | L, 0-8 (6) |
| May 19 | ^ vs. Fordham | L, 3-9 |

! - Bulldog Kickoff Classic (Starkville, Miss.)

- Puerto Vallarta College Challenge (Puerto Vallarta, Mexico)

& - February Freezer (Starkville, Miss.)

\$ - Bulldog Slamboree (Starkville, Miss.)

% - College Preview Tournament (Norman, Okla.)

@ - SEC Tournament (Knoxville, Tenn.)

^ - NCAA Salt Lake City Regional (Salt Lake City, Utah)

* - Southeastern Conference Game

2018

38-23 Overall • 7-17 SEC

Home: 24-10 | Away: 8-9 | Neutral: 6-4

Head Coach: Vann Steudeman

NCAA REGIONAL

| DATE | OPPONENT | RESULT |
|----------|-----------------------------|-------------|
| Feb. 9 | ! MISSISSIPPI VALLEY STATE | W, 10-0 (5) |
| Feb. 9 | ! OMAHA | W, 8-0 (5) |
| Feb. 11 | ! MISSOURI STATE | W, 5-0 |
| Feb. 11 | ! MISSISSIPPI VALLEY STATE | W, 8-0 (6) |
| Feb. 15 | UT MARTIN | W, 3-0 |
| Feb. 16 | # MURRAY STATE | W, 6-1 |
| Feb. 16 | # DRAKE | L, 0-1 (8) |
| Feb. 17 | # SOUTH ALABAMA | W, 6-3 |
| Feb. 18 | # DRAKE | W, 1-0 |
| Feb. 20 | SE Louisiana | W, 3-2 (8) |
| Feb. 22 | % vs. No. 17 Arizona State | L, 1-3 |
| Feb. 22 | % vs. Nebraska | W, 9-0 (5) |
| Feb. 23 | % vs. No. 18 Oklahoma State | W, 9-4 |
| Feb. 24 | % vs. San Jose State | W, 6-4 |
| Feb. 24 | % vs. Cal State Fullerton | L, 1-4 |
| Mar. 2 | \$ LAMAR | W, 6-3 |
| Mar. 3 | \$ MERCER | W, 7-1 |
| Mar. 3 | \$ SAM HOUSTON STATE | W, 9-0 (5) |
| Mar. 4 | \$ SAM HOUSTON STATE | W, 5-0 |
| Mar. 7 | BOSTON COLLEGE | W, 4-3 |
| Mar. 9 | ILLINOIS | W, 9-5 |
| Mar. 9 | ILLINOIS | W, 12-1 (5) |
| Mar. 10 | UMASS LOWELL | W, 9-1 (6) |
| Mar. 11 | UMASS LOWELL | W, 11-0 (5) |
| Mar. 13 | at Samford | W, 11-5 (5) |
| Mar. 14 | at Memphis | W, 7-1 |
| Mar. 16 | * at Missouri | W, 4-0 |
| Mar. 17 | * at Missouri | L, 3-7 |
| Mar. 18 | * at Missouri | W, 6-3 |
| Mar. 19 | CENTRAL ARKANSAS | W, 7-0 |
| Mar. 23 | * No. 7 GEORGIA | L, 2-4 |
| Mar. 24 | * No. 7 GEORGIA | W, 5-4 |
| Mar. 25 | * No. 7 GEORGIA | L, 2-3 |
| Mar. 27 | at Alabama State | W, 11-0 |
| Mar. 30 | * at No. 23 Arkansas | L, 2-3 |
| Mar. 31 | * at No. 23 Arkansas | L, 0-6 |
| April 1 | * at No. 23 Arkansas | L, 2-8 |
| April 7 | * No. 10 TEXAS A&M | L, 1-3 |
| April 7 | * No. 10 TEXAS A&M | W, 4-3 (10) |
| April 8 | * No. 10 TEXAS A&M | L, 1-4 (8) |
| April 10 | ALCORN STATE | W, 11-0 (5) |
| April 15 | * at Ole Miss | W, 5-0 |
| April 15 | * at Ole Miss | W, 6-0 |
| April 16 | * at Ole Miss | L, 6-7 |
| April 17 | MEMPHIS | W, 3-1 |
| April 20 | * No. 5 FLORIDA | L, 3-8 |
| April 22 | * No. 5 FLORIDA | L, 2-6 |
| April 22 | * No. 5 FLORIDA | L, 0-3 |
| April 25 | at Troy | W, 7-0 |
| April 27 | * at No. 14 South Carolina | L, 2-5 |
| April 28 | * at No. 14 South Carolina | L, 1-8 |
| April 29 | * at No. 14 South Carolina | L, 4-5 |
| May 4 | * No. 7 TENNESSEE | L, 4-7 |
| May 5 | * No. 7 TENNESSEE | W, 10-3 |
| May 6 | * No. 7 TENNESSEE | L, 3-6 |
| May 9 | @ vs. No. 14 Texas A&M | W, 2-0 |
| May 10 | @ vs. No. 12 South Carolina | L, 1-3 |
| May 18 | ^ vs. North Dakota State | L, 4-5 |
| May 19 | ^ vs. St. Francis | W, 11-5 |
| May 19 | ^ vs. North Dakota State | W, 12-0 (5) |
| May 20 | ^ at No. 10 Arizona | L, 3-4 |

! - Bulldog Kickoff Classic (Starkville, Miss.)

- February Freezer (Starkville, Miss.)

% - Mary Nutter Collegiate Classic (Palms Springs, Calif.)

\$ - Bulldog Slamboree (Starkville, Miss.)

@ - SEC Tournament (Columbia, Mo.)

^ - NCAA Tucson Regional (Tucson, Ariz.)

* - Southeastern Conference Game

2019

35-23 Overall • 9-15 SEC

Home: 21-8 | Away: 8-11 | Neutral: 6-4

Head Coach: Vann Steudeman

NCAA REGIONAL

| DATE | OPPONENT | RESULT |
|----------|----------------------------|--------------|
| Feb. 8 | ! Middle Tennessee | W, 8-2 |
| Feb. 8 | ! Stephen F. Austin | W, 3-0 |
| Feb. 9 | ! Valparaiso | W, 8-3 |
| Feb. 9 | ! Valparaiso | W, 10-0 (5) |
| Feb. 10 | ! Stephen F. Austin | L, 0-1 |
| Feb. 14 | @ Southern Illinois | L, 1-4 |
| Feb. 14 | @ No. 5/5 Washington | L, 5-7 |
| Feb. 15 | @ Sacramento State | W, 8-5 |
| Feb. 16 | @ UCF | W, 11-3 (5) |
| Feb. 20 | Alabama State | W, 3-1 |
| Feb. 23 | # Georgia Tech | W, 4-2 |
| Feb. 24 | # Georgia Tech | W, 9-0 (5) |
| Feb. 24 | # SE Louisiana | W, 4-3 (9) |
| Feb. 25 | # Georgia Tech | L, 4-6 |
| Feb. 25 | # Alcorn State | W, 6-0 |
| Feb. 27 | Memphis | W, 10-7 |
| March 1 | % Ohio | L, 4-5 |
| March 2 | % Kansas | W, 6-3 |
| March 2 | % Duke | W, 3-2 (9) |
| March 5 | UT Martin | W, 9-1 (6) |
| March 8 | ^ Mississippi Valley State | W, 15-0 (5) |
| March 8 | ^ Louisiana Tech | W, 7-4 |
| March 10 | ^ Louisiana Tech | W, 5-4 |
| March 10 | ^ Mississippi Valley State | W, 3-0 |
| March 15 | * No. 15/18 Kentucky | L, 0-8 (5) |
| March 16 | * No. 15/18 Kentucky | L, 8-9 |
| March 17 | * No. 15/18 Kentucky | L, 1-4 |
| March 22 | * No. 17/13 Auburn | W, 7-6 |
| March 23 | * No. 17/13 Auburn | L, 4-7 (8) |
| March 24 | * No. 17/13 Auburn | L, 0-9 (5) |
| March 26 | Central Arkansas | W, 4-3 |
| March 29 | * No. 4/4 Alabama | L, 2-3 (8) |
| March 30 | * No. 4/4 Alabama | L, 2-8 |
| March 31 | * No. 4/4 Alabama | W, 12-9 (10) |
| April 3 | Jacksonville State | W, 11-3 (6) |
| April 5 | * No. 7/5 LSU | W, 6-0 |
| April 6 | * No. 7/5 LSU | L, 9-10 |
| April 7 | * No. 7/5 LSU | L, 3-5 |
| April 10 | Memphis | W, 15-3 (5) |
| April 12 | * No. 9/8 Tennessee | L, 0-4 |
| April 13 | * No. 9/8 Tennessee | L, 2-10 (5) |
| April 14 | * No. 9/8 Tennessee | L, 2-9 |
| April 16 | UAB | W, 5-4 |
| April 19 | * No. 17/16 Ole Miss | L, 0-21 (5) |
| April 19 | * No. 17/16 Ole Miss | W, 6-0 |
| April 20 | * No. 17/16 Ole Miss | L, 1-3 (8) |
| April 26 | * Missouri | W, 8-3 |
| April 27 | * Missouri | W, 6-3 |
| April 28 | * Missouri | W, 10-2 (5) |
| May 3 | * No. 7/9 Florida | W, 6-4 |
| May 4 | * No. 7/9 Florida | W, 4-2 |
| May 4 | * No. 7/9 Florida | L, 0-2 |
| May 8 | & at Texas A&M | W, 3-2 |
| May 9 | & vs. No. 17/10 Ole Miss | L, 4-9 |
| May 17 | ? vs. Seattle | W, 5-3 |
| May 18 | ? at No. 2/2 Washington | L, 1-6 |
| May 18 | ? vs. Seattle | W, 7-3 |
| May 19 | ? at No. 2/2 Washington | L, 0-8 |

! - Bulldog Kickoff Classic (Starkville, Miss.)

@ - Puerto Vallarta Challenge (Puerto Vallarta, Mexico)

- February Freezer (Starkville, Miss.)

% - Duke Invitational (Durham, N.C.)

^ - Bulldog Slamboree (Starkville, Miss.)

& - SEC Tournament (College Station, Texas)

? - NCAA Seattle Regional (Seattle, Wash.)

* - Southeastern Conference Game

SERIES HISTORIES

| SERIES OPPONENT | LAST WIN (SCORE) | LAST LOSS (SCORE) | ALL-TIME RECORD | CURRENT STREAK | LONGEST MSU STREAK | HOME | AWAY | NEUTRAL | EXTRA INNINGS | POST SEASON |
|--------------------------|---------------------|--------------------|-----------------|----------------|--------------------|-------|-------|---------|---------------|-------------|
| Akron | -- | 4/13/85 (0-2) | 0-1 | L1 | -- | -- | -- | 0-1 | -- | -- |
| Alabama | 3/31/19 (12-9 [10]) | 3/19/17 (0-3) | 12-61 | W1 | W2 | 7-24 | 4-30 | 1-7 | 3-5 | 0-6 |
| Alabama A&M | 2/13/16 (2-1) | -- | 3-0 | W3 | W3 | 3-0 | -- | -- | -- | -- |
| Alabama State | 3/27/18 (11-0) | -- | 4-0 | W4 | W4 | 1-0 | 1-0 | 2-0 | -- | -- |
| Alcorn State | 2/25/19 (6-0) | -- | 8-0 | W8 | W8 | 6-0 | 1-0 | 1-0 | -- | -- |
| Arkansas | 4/24/17 (4-3) | 4/1/18 (2-8) | 38-29 | L3 | W6 | 21-11 | 16-16 | 1-2 | 3-2 | 1-2 |
| Arizona | 2/9/02 (7-1) | 5/20/18 (3-4) | 1-3 | L3 | W1 | 1-1 | 1-1 | -- | -- | 1-1 |
| Arizona State | 2/22/02 (2-1) | 2/22/18 (1-3) | 1-3 | L3 | W1 | -- | 0-1 | 1-2 | -- | 0-1 |
| Arkansas State | 4/10/86 (9-0) | -- | 6-0 | W6 | W6 | 3-0 | 2-0 | 1-0 | -- | - |
| Auburn | 3/22/19 (7-6) | 3/24/19 (0-9 [5]) | 32-34 | L2 | W9 | 18-15 | 13-18 | 1-1 | 2-4 | 1-1 |
| Austin Peay | 2/7/15 (8-0 [5]) | -- | 7-0 | W7 | W7 | 5-0 | -- | 2-0 | -- | - |
| Baylor | -- | 2/27/16 (0-4) | 0-6 | L6 | -- | -- | 0-2 | 0-4 | 0-1 | 0-2 |
| Belmont | 2/13/02 (2-0) | 2/23/13 (3-4) | 5-1 | L1 | W5 | 5-0 | -- | 0-1 | -- | - |
| Birmingham Southern | 3/19/03 (4-0) | -- | 2-0 | W2 | W2 | 2-0 | -- | -- | -- | - |
| Boston College | 3/7/18 (4-3) | -- | 1-0 | W1 | W1 | 1-0 | -- | -- | -- | - |
| Boston University | 3/11/00 (4-2) | -- | 1-0 | W1 | W1 | -- | -- | 1-0 | -- | - |
| Bowling Green | 2/25/11 (3-2) | -- | 3-0 | W3 | W3 | -- | -- | 3-0 | -- | - |
| Bradley | 2/7/04 (7-1) | 3/18/86 (0-6) | 3-1 | W2 | W2 | 3-1 | -- | -- | -- | - |
| BYU | 2/15/07 (1-0) | 5/18/17 (0-8 [6]) | 2-2 | L2 | W2 | -- | 0-1 | 2-1 | 0-1 | 0-2 |
| Butler | 2/19/11 (2-0) | -- | 1-0 | W1 | W1 | 1-0 | -- | -- | -- | - |
| California | 2/10/08 (4-1 [9]) | 5/15/09 (3-8) | 2-4 | L1 | W2 | -- | -- | 2-4 | 1-0 | 0-1 |
| Cal Poly | -- | 2/26/98 (2-5 [8]) | 0-1 | L1 | -- | -- | -- | 0-1 | 0-1 | - |
| Cal State Fullerton | 2/25/05 (5-4 [8]) | 2/24/18 (1-4) | 1-6 | L4 | W1 | -- | -- | 1-6 | 1-0 | - |
| Cal State Northridge | 2/8/08 (4-2) | 3/14/10 (6-13) | 1-1 | L1 | W1 | -- | -- | 1-1 | -- | - |
| Carthage College | 3/20/82 (6-1) | 3/20/82 (13-16) | 1-1 | L1 | W1 | 1-1 | -- | -- | -- | - |
| Centenary | 2/7/99 (4-1) | -- | 1-0 | W1 | W1 | -- | 1-0 | -- | -- | - |
| Central Arkansas | 3/26/19 (4-3) | 3/23/16 (0-1) | 7-1 | W5 | W5 | 5-1 | 2-0 | -- | -- | - |
| Central Florida | 2/16/19 (11-3 [5]) | -- | 1-0 | W1 | W1 | -- | -- | 1-0 | -- | -- |
| Central Michigan | -- | 3/7/02 (0-2) | 0-1 | L1 | -- | -- | -- | 0-1 | -- | - |
| Central Oklahoma | 4/18/86 (3-2) | -- | 1-0 | W1 | W1 | -- | -- | 1-0 | -- | - |
| Charleston Southern | 3/15/13 (12-4) | -- | 3-0 | W3 | W3 | 2-0 | 1-0 | -- | -- | - |
| Chattanooga | 3/4/16 (4-0) | 3/3/07 (3-11) | 8-1 | W1 | W7 | 4-0 | 2-1 | 2-0 | -- | 1-0 |
| Cleveland State CC | 4/26/85 (5-2) | -- | 1-0 | W1 | W1 | -- | -- | 1-0 | -- | - |
| Coastal Carolina | 3/12/03 (10-2) | 3/12/03 (6-7) | 2-1 | L1 | W2 | -- | -- | 2-1 | -- | - |
| College of Charleston | 3/14/13 (12-1) | -- | 2-0 | W2 | W2 | -- | 2-0 | -- | -- | - |
| College of New Jersey | -- | 3/16/83 (0-5) | 0-1 | L1 | -- | -- | -- | 0-1 | -- | - |
| Colorado State | 2/23/03 (5-3) | 3/12/10 (5-6 [8]) | 2-2 | L1 | W2 | 1-0 | -- | 1-2 | 1-0 | - |
| Columbia | 3/3/12 (12-4) | -- | 2-0 | W2 | W2 | 2-0 | -- | -- | -- | - |
| Connecticut | -- | 2/23/02 (3-6) | 0-1 | L1 | -- | -- | -- | 0-1 | -- | - |
| Delta State | 4/6/99 (7-1) | -- | 6-0 | W6 | W6 | 4-0 | -- | 2-0 | -- | - |
| DePaul | -- | 2/25/12 (2-3) | 0-1 | L1 | -- | -- | -- | 0-1 | -- | - |
| Drexel | 2/18/01 (4-1) | -- | 1-0 | W1 | W1 | 1-0 | -- | -- | -- | - |
| Drake | 2/18/18 (1-0) | 2/16/18 (0-1 [8]) | 1-1 | W1 | W1 | 1-1 | -- | -- | 0-1 | - |
| Duke | 3/2/19 (3-2 [9]) | -- | 1-0 | W1 | W1 | -- | 1-0 | -- | 1-0 | -- |
| East Tennessee State | 3/13/10 (9-0) | -- | 3-0 | W3 | W3 | 2-0 | -- | 1-0 | -- | - |
| Eastern Conn. State | -- | 3/15/83 (1-2) | 0-1 | L1 | -- | -- | -- | 0-1 | -- | - |
| Eastern Illinois | 2/24/17 (4-1) | -- | 2-0 | W2 | W2 | 2-0 | -- | -- | -- | - |
| Eastern Michigan | 3/20/86 (1-0) | -- | 1-0 | W1 | W1 | -- | -- | 1-0 | -- | - |
| Evansville | 2/21/09 (7-0) | 2/19/99 (2-3 [8]) | 3-1 | W2 | W2 | 2-1 | -- | 1-0 | 1-1 | - |
| Fairleigh Dickinson | 3/15/83 (21-6) | -- | 1-0 | W1 | W1 | -- | -- | 1-0 | -- | - |
| Florida | 5/4/19 (4-2) | 5/4/19 (0-2) | 21-38 | L1 | W7 | 8-17 | 10-20 | 3-1 | 0-3 | - |
| Florida A&M | 3/4/05 (4-2) | 3/5/98 (3-8) | 4-2 | W1 | W3 | 2-0 | 1-1 | 1-1 | -- | -- |
| Florida Atlantic | 2/13/14 (5-0) | 5/21/04 (0-1) | 3-3 | W2 | W2 | -- | 2-0 | 1-2 | -- | - |
| Florida Gulf Coast | 2/18/17 (6-3) | 3/5/09 (3-8) | 1-1 | W1 | W1 | -- | -- | 1-1 | -- | - |
| Florida International | 5/15/03 (4-2) | -- | 2-0 | W2 | W2 | -- | -- | 2-0 | -- | 1-0 |
| Florida State | 3/12/11 (8-7) | 5/17/13 (2-5) | 7-7 | L1 | W4 | 0-2 | 3-3 | 4-2 | 1-1 | 0-1 |
| Fordham | 3/2/13 (8-0) | 5/19/17 (3-9) | 2-1 | L1 | W2 | 1-0 | -- | 1-1 | 1-0 | 0-1 |
| Fresno State | 2/16/17 (4-1) | 3/14/10 (3-11 [5]) | 1-3 | W1 | W1 | -- | 0-1 | 1-2 | -- | - |
| George Mason | -- | 3/16/84 (8-13) | 0-1 | L1 | -- | -- | -- | 0-1 | -- | -- |
| Georgetown | 3/13/10 (7-6) | -- | 3-0 | W3 | W3 | 2-0 | -- | 1-0 | -- | - |
| Georgia | 3/24/18 (5-4) | 3/25/18 (2-3) | 27-32 | L1 | W9 | 13-14 | 12-15 | 2-3 | 7-0 | 1-3 |
| Georgia Southern | 2/11/16 (6-0) | -- | 8-0 | W8 | W8 | 3-0 | 2-0 | 3-0 | 2-0 | - |
| Georgia State | 2/10/17 (4-0) | 2/12/17 (1-3 [12]) | 5-2 | L1 | W2 | 4-1 | -- | 0-1 | 0-1 | - |
| Georgia Tech | 2/24/19 (9-0 [5]) | 2/25/19 (4-6) | 11-3 | L1 | W6 | 7-1 | 3-2 | 1-0 | 1-0 | - |
| Grambling | 4/20/85 (11-1) | -- | 3-0 | W3 | W3 | -- | 2-0 | 1-0 | -- | - |
| Hawai'i | 3/6/09 (14-11) | 5/17/08 (4-7) | 1-3 | W1 | W1 | -- | 1-0 | 0-3 | 0-2 | - |
| Hofstra | 3/1/13 (9-1) | 2/26/10 (1-2) | 3-1 | W1 | W2 | -- | -- | 3-1 | -- | - |
| Houston | 2/14/16 (7-1) | 5/6/13 (5-6) | 2-2 | W2 | W2 | 2-0 | 0-2 | -- | -- | - |
| Idaho State | -- | 3/27/82 (0-8) | 0-1 | L1 | -- | -- | -- | 0-1 | -- | - |
| Illinois | 3/9/18 (12-1 [5]) | -- | 2-0 | W2 | W2 | 2-0 | -- | -- | -- | - |
| Illinois Central College | 4/13/85 (5-3) | -- | 1-0 | W1 | W1 | -- | -- | 1-0 | -- | - |
| Illinois-Chicago | 2/13/11 (5-2) | 2/11/11 (4-5) | 3-1 | W1 | W2 | -- | -- | 3-1 | -- | - |
| Illinois State | 2/28/10 (9-3) | 4/15/83 (0-2) | 1-1 | W1 | W1 | -- | -- | 1-1 | -- | - |
| Incarinate Word | 2/27/16 (6-0) | -- | 1-0 | W1 | W1 | -- | -- | 1-0 | -- | - |
| Indiana State | 3/6/07 (2-1) | -- | 1-0 | W1 | W1 | 1-0 | -- | -- | -- | - |
| Iona | 2/7/09 (10-0) | -- | 1-0 | W1 | W1 | 1-0 | -- | -- | -- | - |
| Iowa | 2/23/14 (9-1) | 3/5/98 (2-4) | 4-2 | W4 | W4 | 3-0 | -- | 1-2 | 1-0 | - |
| Iowa State | 2/9/07 (9-3) | 2/10/07 (3-8) | 1-2 | L1 | W1 | 1-1 | -- | 0-1 | -- | - |
| IPFW | 2/22/03 (5-1) | -- | 1-0 | W1 | W1 | -- | -- | 1-0 | -- | - |

SERIES HISTORIES

| SERIES OPPONENT | LAST WIN (SCORE) | LAST LOSS (SCORE) | ALL-TIME RECORD | CURRENT STREAK | LONGEST MSU STREAK | HOME | AWAY | NEUTRAL | EXTRA INNINGS | POST SEASON |
|------------------------|--------------------|-------------------|-----------------|----------------|--------------------|-------|-------|---------|---------------|-------------|
| Jackson State | 4/5/17 (14-0 [6]) | -- | 9-0 | W9 | W9 | 7-0 | 2-0 | -- | -- | -- |
| Jacksonville | 2/11/06 (8-0) | -- | 2-0 | W2 | W2 | -- | -- | 2-0 | -- | - |
| Jacksonville State | 4/3/19 (11-3 [6]) | 2/16/03 (1-9) | 11-3 | W5 | W5 | 7-1 | 2-0 | 2-2 | 0-1 | - |
| Kansas | 3/2/19 (6-3) | 3/3/02 (3-4) | 1-2 | W1 | W1 | -- | -- | 1-2 | -- | - |
| Kentucky | 5/6/17 (5-3) | 3/17/19 (1-4) | 30-29 | L4 | W11 | 19-8 | 11-19 | 0-2 | 5-5 | 0-1 |
| Kennesaw State | 2/10/07 (6-0) | 3/11/14 (1-2 [8]) | 1-3 | L3 | W1 | 1-1 | 0-2 | -- | -- | - |
| Kent State | -- | 3/12/82 (8-9) | 0-2 | L2 | -- | -- | -- | 0-2 | -- | - |
| Kentucky Wesleyan | 3/8/86 (11-2) | -- | 6-0 | W6 | W6 | 4-0 | 2-0 | -- | -- | - |
| Lamar | 3/2/18 (6-3) | -- | 1-0 | W1 | W1 | 1-0 | -- | -- | -- | - |
| Lincoln College | 4/27/85 (7-4) | -- | 1-0 | W1 | W1 | -- | -- | 1-0 | -- | - |
| Lipscomb | 3/31/15 (1-0) | -- | 3-0 | W3 | W3 | 1-0 | 1-0 | 1-0 | 1-0 | - |
| LIU-Brooklyn | 2/15/14 (1-0 [11]) | -- | 3-0 | W3 | W3 | -- | -- | 3-0 | 1-0 | - |
| Long Beach State | 3/11/06 (13-2) | 3/12/16 (1-5) | 1-1 | L1 | W1 | -- | 0-1 | 1-0 | -- | - |
| Longwood | 3/5/16 (3-1) | -- | 1-0 | W1 | W1 | 1-0 | -- | -- | -- | - |
| Louisiana | 4/7/86 (5-1) | 2/13/13 (1-9) | 12-3 | L6 | W2 | 1-5 | 2-5 | 0-2 | -- | 0-1 |
| Louisiana Monroe | 2/19/10 (4-0) | 4/11/00 (1-2) | 12-6 | W6 | W6 | 8-2 | 3-4 | 1-0 | 2-0 | - |
| LSU | 4/5/19 (6-0) | 4/7/19 (3-5) | 10-60 | L2 | W3 | 8-29 | 2-29 | 0-2 | 1-7 | 0-2 |
| Louisiana Tech | 3/10/19 (5-4) | 4/25/97 (2-5) | 13-9 | W13 | W13 | 11-7 | 1-2 | 1-0 | 1-0 | - |
| Luther College | 3/23/84 (3-2) | 3/23/84 (4-6) | 1-1 | L1 | W1 | 1-1 | -- | -- | -- | - |
| Maine | 3/23/85 (7-0) | -- | 1-0 | W1 | W1 | -- | -- | 1-0 | -- | - |
| Marshall | 3/30/14 (9-1) | -- | 3-0 | W3 | W3 | 3-0 | -- | -- | -- | - |
| Maryland | 2/27/15 (6-2) | -- | 3-0 | W3 | W3 | -- | -- | 3-0 | -- | - |
| Massachusetts | 3/3/17 (4-1) | 2/26/10 (6-7) | 4-1 | W1 | W3 | 1-0 | -- | 3-1 | 0-1 | - |
| Massachusetts Lowell | 3/11/18 (11-1 [5]) | -- | 2-0 | W2 | W2 | 2-0 | -- | -- | -- | - |
| McNeese State | 2/28/16 (3-0) | 2/26/16 (4-8) | 3-1 | W1 | W2 | 1-0 | -- | 2-1 | -- | - |
| Memphis | 4/10/19 (15-3 [5]) | -- | 10-0 | W10 | W10 | 5-0 | 3-0 | 2-0 | -- | - |
| Mercer | 3/3/18 (7-1) | 2/25/11 (5-6) | 3-1 | W1 | W2 | 1-0 | 1-0 | 1-1 | -- | - |
| Miami (Ohio) | 3/1/15 (3-1) | -- | 3-0 | W3 | W3 | -- | -- | 3-0 | -- | - |
| Michigan | 2/22/02 (3-2) | 2/26/12 (1-3) | 1-7 | L3 | W1 | 0-2 | -- | 1-5 | 0-1 | - |
| Michigan State | 3/9/01 (6-2) | 3/22/84 (1-6) | 2-2 | W2 | W2 | 1-2 | -- | 1-0 | -- | - |
| Middle Tennessee St. | 2/8/19 (8-2) | 3/17/05 (5-6) | 6-1 | W5 | W5 | 5-0 | 1-1 | -- | -- | - |
| Miss. Univ. for Women | 4/4/86 (10-0) | 4/23/85 (1-5) | 7-2 | W3 | W4 | 4-1 | 2-1 | 1-0 | -- | - |
| Mississippi Valley St. | 3/10/19 (3-0) | 4/18/07 (3-5) | 32-1 | W25 | W25 | 25-0 | 6-1 | 2-0 | 1-0 | 1-0 |
| Missouri | 4/28/19 (10-2 [5]) | 3/17/18 (3-7) | 7-11 | W4 | W4 | 4-6 | 3-3 | 0-2 | -- | 0-1 |
| Missouri State | 2/11/18 (5-0) | 3/7/86 (3-10) | 2-3 | W1 | W1 | 2-3 | -- | -- | -- | - |
| Monmouth | 3/11/03 (9-1) | -- | 1-0 | W1 | W1 | -- | -- | 1-0 | -- | - |
| Mount St. Mary's | 3/7/09 (6-1) | -- | 1-0 | W1 | W1 | -- | -- | 1-0 | -- | - |
| Murray State | 2/16/18 (6-1) | -- | 2-0 | W2 | W2 | 2-0 | -- | -- | -- | - |
| Nebraska | 2/22/18 (9-0 [5]) | 2/24/07 (6-7) | 1-3 | W1 | W1 | -- | 0-1 | 1-0 | -- | 0-1 |
| Nebraska-Omaha | 2/9/18 (8-0 [5]) | 3/26/82 (0-8) | 1-1 | W1 | W1 | 1-0 | -- | 0-1 | -- | - |
| Nevada | 2/21/03 (7-0) | -- | 1-0 | W1 | W1 | -- | -- | 1-0 | -- | - |
| New Mexico | 3/15/97 (7-2) | -- | 2-0 | W2 | W2 | -- | -- | 2-0 | -- | - |
| New Mexico State | 2/9/02 (7-6 [8]) | -- | 3-0 | W3 | W3 | -- | -- | 3-0 | -- | - |
| Nicholls State | 3/1/14 (7-0) | -- | 3-7 | W2 | W2 | 1-3 | 0-2 | 2-2 | 0-1 | - |
| North Dakota State | 5/19/18 (12-0 [5]) | 5/18/18 (4-5) | 1-1 | W1 | W1 | -- | -- | 1-1 | -- | 1-1 |
| North Carolina | 3/8/02 (8-3) | 3/13/11 (2-8) | 2-3 | L3 | W2 | -- | -- | 2-3 | -- | - |
| North Carolina State | 2/29/08 (4-0) | 2/27/10 (3-4) | 2-2 | L1 | W2 | 1-1 | -- | 1-1 | -- | - |
| North Florida | 2/25/17 (4-1) | -- | 2-0 | W2 | W2 | 2-0 | -- | -- | -- | - |
| North Texas | 4/19/86 (6-3) | -- | 1-0 | W1 | W1 | -- | -- | 1-0 | -- | - |
| Northern Illinois | -- | 2/23/97 (1-2) | 0-1 | L1 | -- | -- | -- | 0-1 | -- | - |
| Northern Kentucky | 2/8/14 (6-1) | -- | 2-0 | W2 | W2 | 2-0 | -- | -- | -- | - |
| Northwestern State | 2/24/06 (5-2) | 3/4/16 (0-1) | 8-5 | L2 | W5 | 5-3 | 2-2 | 1-0 | -- | 1-0 |
| Notre Dame | 3/1/15 (6-1) | 3/15/97 (3-8) | 1-1 | W1 | W1 | -- | -- | 1-1 | -- | - |
| Oakland | 2/27/02 (10-1) | -- | 2-0 | W2 | W2 | 2-0 | -- | -- | -- | - |
| Ohio | 3/2/14 (2-1) | 3/2/19 (4-5) | 1-1 | L1 | W1 | -- | -- | 1-1 | -- | - |
| Ohio State | 3/21/86 (3-2) | 2/27/09 (0-7) | 1-3 | L2 | W1 | -- | -- | 1-3 | -- | - |
| Oklahoma | -- | 3/24/17 (3-5) | 0-3 | L3 | -- | -- | -- | 0-3 | -- | - |
| Oklahoma City | -- | 4/19/96 (2-3) | 0-1 | L1 | -- | -- | -- | 0-1 | -- | - |
| Oklahoma State | 2/23/18 (9-4) | 2/14/04 (2-3) | 1-3 | W1 | W1 | -- | -- | 1-3 | -- | - |
| Ole Miss | 4/19/19 (6-0) | 5/9/19 (4-9) | 42-30 | L2 | W9 | 23-10 | 18-14 | 1-5 | 3-5 | 0-2 |
| Oregon | 2/8/08 (3-0) | -- | 1-0 | W1 | W1 | -- | -- | 1-0 | -- | - |
| Oregon State | 2/21/10 (6-5) | 3/6/09 (0-2) | 2-4 | W2 | W2 | -- | -- | 2-4 | 1-1 | - |
| Pacific | 5/18/07 (7-1) | 5/19/07 (10-12) | 1-2 | L1 | W1 | -- | -- | 1-2 | -- | 1-1 |
| Penn State | 3/8/16 (9-3) | 2/24/01 (5-6) | 5-2 | W4 | W4 | 4-0 | -- | 1-2 | -- | - |
| Pittsburgh | 3/2/03 (5-4) | 2/27/04 (2-3) | 1-1 | L1 | W1 | -- | -- | 1-1 | 1-0 | - |
| Portland State | -- | 5/18/12 (0-2) | 0-1 | L1 | -- | -- | -- | 0-1 | -- | 0-1 |
| Purdue | 2/13/09 (4-3) | 2/27/11 (0-5) | 3-1 | L1 | W3 | 2-0 | -- | 1-1 | -- | - |
| Radford | -- | 3/8/09 (1-3) | 0-1 | L1 | -- | -- | -- | 0-1 | -- | - |
| Rhode Island | -- | 3/16/83 (5-9) | 0-1 | L1 | -- | -- | -- | 0-1 | -- | -- |
| Rutgers | 2/20/09 (6-0) | -- | 1-0 | W1 | W1 | 1-0 | -- | -- | -- | - |
| Sacramento State | 2/15/19 (8-5) | -- | 1-0 | W1 | W1 | -- | -- | 1-0 | -- | -- |
| Saint Francis (Pa.) | 5/19/18 (11-5) | -- | 2-0 | W2 | W2 | -- | -- | 2-0 | -- | 1-0 |
| Saint Mary's (Calif.) | -- | 3/14/97 (1-2) | 0-1 | L1 | -- | -- | -- | 0-1 | -- | - |
| Saint Mary's (Neb.) | 3/29/86 (11-1) | -- | 1-0 | W1 | W1 | 1-0 | -- | -- | -- | - |
| Samford | 3/13/18 (11-1 [5]) | 4/4/07 (0-3) | 20-2 | W8 | W8 | 12-1 | 6-1 | 2-0 | 3-0 | - |
| Sam Houston State | 3/4/18 (5-0) | -- | 2-0 | W2 | W2 | 2-0 | -- | -- | -- | -- |
| San Diego State | 2/9/08 (8-0) | 2/15/04 (1-2) | 1-2 | W1 | W1 | -- | 0-2 | 1-0 | 0-1 | - |
| San Jose State | 2/24/18 (6-4) | -- | 1-0 | W1 | W1 | -- | -- | 1-0 | -- | - |
| Santa Clara | 3/5/09 (11-3) | -- | 1-0 | W1 | W1 | -- | -- | 1-0 | -- | - |

SERIES HISTORIES

| SERIES OPPONENT | LAST WIN (SCORE) | LAST LOSS (SCORE) | ALL-TIME RECORD | CURRENT STREAK | LONGEST MSU STREAK | HOME | AWAY | NEUTRAL | EXTRA INNINGS | POST SEASON |
|------------------------|-------------------|--------------------|-----------------|----------------|--------------------|-------|-------|---------|---------------|-------------|
| Seattle | 5/18/19 (7-3) | -- | 2-0 | W2 | W2 | -- | -- | 2-0 | -- | 2-0 |
| Seton Hall | 2/23/07 (23-0) | -- | 1-0 | W1 | W1 | -- | -- | 1-0 | -- | - |
| Siena | 3/14/98 (6-0) | -- | 2-0 | W2 | W2 | 2-0 | -- | -- | -- | - |
| SIU-Edwardsville | 2/20/16 (7-4) | 2/17/12 (4-5) | 5-1 | W3 | W3 | 3-1 | -- | 2-0 | -- | - |
| South Alabama | 2/17/18 (6-3) | 4/26/16 (1-2) | 4-5 | W1 | W2 | 2-3 | 2-2 | -- | 1-0 | - |
| South Carolina | 4/9/17 (5-2) | 5/10/18 (1-3) | 30-32 | L4 | W7 | 14-13 | 12-13 | 4-6 | 5-4 | 3-4 |
| South Florida | 2/12/06 (4-2) | 2/14/12 (0-1) | 2-3 | L1 | W2 | -- | 2-2 | 0-1 | -- | - |
| Southern | 3/31/10 (4-1) | -- | 1-0 | W1 | W1 | 1-0 | -- | -- | -- | - |
| Southern Illinois | 2/26/17 (6-2) | 2/14/19 (1-4) | 7-4 | L1 | W5 | 7-3 | -- | 0-1 | -- | - |
| Southern Miss | 3/28/17 (3-2) | 4/6/11 (4-14) | 36-12 | W6 | W8 | 16-7 | 17-2 | 3-3 | 0-2 | - |
| Southeast Missouri St. | 2/24/13 (8-4) | 4/3/84 (0-2) | 3-1 | W3 | W3 | 2-0 | -- | 1-1 | -- | - |
| SE Louisiana | 2/24/19 (4-3 [9]) | -- | 8-0 | W8 | W8 | 5-0 | 3-0 | -- | 2-0 | - |
| Stanford | 3/3/00 (2-1) | 3/9/02 (0-7) | 1-2 | L2 | W1 | -- | -- | 1-2 | 1-0 | - |
| Stephen F. Austin | 2/9/19 (3-0) | 2/10/10 (0-1) | 5-2 | L1 | W5 | 5-1 | -- | 0-1 | -- | - |
| Stony Brook | 5/17/08 (8-3) | -- | 1-0 | W1 | W1 | -- | -- | 1-0 | -- | 1-0 |
| Syracuse | 3/3/13 (4-1) | -- | 5-0 | W5 | W5 | -- | -- | 5-0 | -- | - |
| Temple | 3/9/02 (6-0) | -- | 2-0 | W2 | W2 | 1-0 | -- | 1-0 | -- | - |
| Tennessee | 5/5/18 (10-3) | 4/14/19 (2-9) | 18-42 | L4 | W5 | 7-19 | 10-21 | 1-2 | 1-2 | 1-2 |
| Tennessee Martin | 3/5/19 (9-1 [6]) | -- | 5-0 | W5 | W5 | 3-0 | -- | 2-0 | 1-0 | - |
| Tennessee State | 2/9/13 (8-0) | -- | 4-0 | W4 | W4 | 2-0 | -- | 2-0 | -- | - |
| Tennessee Tech | 2/13/16 (11-4) | 2/18/05 (3-5) | 9-2 | W3 | W5 | 7-1 | 1-0 | 1-1 | 1-0 | - |
| Texas | -- | 5/17/14 (3-4) | 0-5 | L5 | -- | -- | 0-2 | 0-3 | 0-1 | 0-4 |
| Texas A&M | 5/8/19 (3-2) | 4/8/18 (1-4) | 10-10 | W2 | W2 | 4-3 | 3-6 | 3-1 | 1-1 | 2-0 |
| Texas A&M-CC | 5/21/05 (2-1 [8]) | -- | 3-0 | W3 | W3 | -- | 1-0 | 2-0 | 1-0 | 2-0 |
| Texas Southern | 5/17/14 (5-3) | -- | 1-0 | W1 | W1 | -- | -- | 1-0 | -- | 1-0 |
| Texas State | 3/2/14 (2-1) | 2/11/01 (0-5) | 4-1 | W2 | W2 | -- | -- | 4-1 | -- | - |
| Texas Tech | 2/17/17 (6-3) | 3/9/01 (0-1) | 2-1 | W2 | W2 | 0-1 | -- | 2-0 | -- | - |
| Toledo | 3/2/07 (3-2) | 3/1/86 (0-2) | 1-1 | W1 | W1 | -- | -- | 1-1 | -- | - |
| Troy | 4/25/18 (7-0) | -- | 9-0 | W9 | W9 | 5-0 | 3-0 | 1-0 | -- | - |
| Truman State | -- | 4/2/82 (2-3) | 0-1 | L1 | -- | -- | -- | 0-1 | -- | - |
| Tulsa | 2/19/05 (4-2) | 2/22/97 (0-1) | 3-1 | W3 | W3 | 2-0 | -- | 1-1 | -- | - |
| UAB | 4/16/19 (5-4) | 3/29/16 (2-3) | 16-6 | W2 | W10 | 9-4 | 6-2 | 1-0 | 0-1 | - |
| UC Davis | -- | 2/16/07 (1-2) | 0-1 | L1 | -- | -- | -- | 0-1 | -- | - |
| UC Riverside | 2/9/08 (8-0) | 2/12/11 (6-7) | 1-1 | L1 | W1 | -- | -- | 1-1 | -- | - |
| UC Santa Barbara | 3/11/16 (5-2) | 3/1/08 (2-5 [8]) | 2-3 | W1 | W1 | -- | 0-1 | 2-2 | 0-2 | - |
| UCLA | -- | 3/12/06 (0-3) | 0-3 | L3 | -- | -- | -- | 0-3 | -- | - |
| UNLV | 2/13/99 (9-1) | 2/11/11 (9-10 [9]) | 1-3 | L3 | W1 | -- | 0-3 | 1-0 | 1-0 | - |
| UT-Arlington | -- | 4/18/86 (2-3) | 0-2 | L2 | -- | -- | 0-1 | 0-1 | -- | - |
| UTSA | 2/28/14 (6-0) | -- | 1-0 | W1 | W1 | -- | -- | 1-0 | -- | - |
| Utah | 2/26/05 (10-3) | 3/8/01 (2-3) | 2-4 | W1 | W1 | -- | -- | 2-4 | 0-1 | 1-1 |
| Utah State | 2/17/07 (6-3) | -- | 3-0 | W3 | W3 | -- | -- | 3-0 | -- | - |
| Valparaiso | 2/9/19 (10-0 [5]) | -- | 2-0 | W2 | W2 | 2-0 | -- | -- | -- | -- |
| Villanova | 2/28/04 (3-1) | -- | 1-0 | W1 | W1 | -- | -- | 1-0 | -- | - |
| Virginia | 2/29/04 (5-0) | -- | 1-0 | W1 | W1 | -- | -- | 1-0 | -- | - |
| Virginia Tech | -- | 3/5/05 (3-4) | 0-1 | L1 | -- | -- | -- | 0-1 | -- | - |
| Washington | 3/3/06 (3-0) | 5/19/19 (0-8) | 1-7 | L5 | W1 | -- | 0-1 | 1-6 | -- | 0-4 |
| West Florida | 3/20/86 (4-0) | -- | 1-0 | W1 | W1 | -- | -- | 1-0 | -- | - |
| West Georgia | 3/30/85 (12-2) | -- | 2-0 | W2 | W2 | 1-0 | -- | 1-0 | -- | - |
| Western Illinois | -- | 3/23/85 (3-5) | 0-3 | L3 | -- | 0-2 | -- | 0-1 | 0-2 | - |
| Western Kentucky | 3/6/16 (7-0) | 2/11/17 (0-1) | 3-3 | L1 | W2 | 2-1 | -- | 1-2 | -- | - |
| Western Michigan | 3/6/98 (5-1) | -- | 1-0 | W1 | W1 | -- | -- | 1-0 | -- | - |
| Wichita State | 2/23/13 (4-0) | -- | 1-0 | W1 | W1 | 1-0 | -- | -- | -- | - |
| William Woods | -- | 4/13/84 (0-1) | 0-1 | L1 | -- | -- | -- | 0-1 | -- | - |
| Winthrop | 2/17/01 (14-2) | -- | 2-0 | W2 | W2 | 2-0 | -- | -- | -- | - |
| Wisconsin | 2/7/03 (9-2) | -- | 1-0 | W1 | W1 | -- | -- | 1-0 | -- | - |
| Wright State | 3/6/10 (7-2) | -- | 3-0 | W3 | W3 | 3-0 | -- | -- | -- | - |

* BOLD CAPS DENOTES 2020 OPPONENT

SEC SERIES HISTORIES

ALABAMA

HOME: 7-24 | AWAY: 6-30 | NEUTRAL: 1-7

CURRENT STREAK: Won 1 | MSU RUNS: 200 | UA RUNS: 432

| DATE | LOCATION | RESULT |
|---------|---------------------|-------------|
| 4/18/97 | Tuscaloosa, Ala. | L, 5-2 (8) |
| 4/18/97 | Tuscaloosa, Ala. | L, 8-0 |
| 4/19/97 | Starkville, Miss. | L, 5-2 |
| 4/19/97 | Starkville, Miss. | W, 2-1 |
| 4/19/98 | Starkville, Miss. | W, 5-4 |
| 4/19/98 | Starkville, Miss. | L, 4-1 |
| 5/10/98 | Columbus, Ga. | L, 5-4 (9) |
| 4/23/99 | Tuscaloosa, Ala. | W, 8-7 (8) |
| 4/23/99 | Tuscaloosa, Ala. | L, 5-4 |
| 4/24/99 | Tuscaloosa, Ala. | L, 6-5 |
| 4/24/99 | Tuscaloosa, Ala. | L, 7-4 |
| 5/13/99 | Columbus, Ga. | W, 6-3 |
| 4/21/00 | Starkville, Miss. | L, 5-2 |
| 4/21/00 | Starkville, Miss. | L, 7-6 (9) |
| 4/22/00 | Starkville, Miss. | L, 9-0 (6) |
| 4/22/00 | Starkville, Miss. | L, 4-2 |
| 5/13/00 | Columbus, Ga. | L, 4-3 |
| 4/21/01 | Tuscaloosa, Ala. | L, 7-0 |
| 4/21/01 | Tuscaloosa, Ala. | L, 3-2 |
| 4/22/01 | Tuscaloosa, Ala. | L, 8-0 (6) |
| 2/23/02 | Columbus, Ga. | L, 4-0 |
| 4/20/02 | Starkville, Miss. | L, 10-4 |
| 4/20/02 | Starkville, Miss. | L, 8-4 |
| 4/21/02 | Starkville, Miss. | L, 8-2 |
| 4/12/03 | Tuscaloosa, Ala. | L, 7-3 |
| 4/12/03 | Tuscaloosa, Ala. | L, 8-5 |
| 4/13/03 | Tuscaloosa, Ala. | W, 7-3 |
| 4/9/04 | Starkville, Miss. | L, 10-0 (6) |
| 4/9/04 | Starkville, Miss. | W, 8-6 |
| 4/10/04 | Starkville, Miss. | W, 10-5 |
| 4/9/05 | Tuscaloosa, Ala. | L, 8-0 (5) |
| 4/9/05 | Tuscaloosa, Ala. | L, 4-1 |
| 4/10/05 | Tuscaloosa, Ala. | L, 9-1 (5) |
| 5/12/05 | Gainesville, Fla. + | L, 5-0 |
| 4/29/06 | Starkville, Miss. | L, 5-4 (8) |
| 4/29/06 | Starkville, Miss. | L, 6-3 |
| 3/10/07 | Tuscaloosa, Ala. | L, 10-2 (5) |
| 3/10/07 | Tuscaloosa, Ala. | L, 5-3 |
| 3/11/07 | Tuscaloosa, Ala. | L, 8-0 (6) |
| 3/15/08 | Starkville, Miss. | L, 2-0 |
| 3/15/08 | Starkville, Miss. | L, 4-2 |
| 3/16/08 | Starkville, Miss. | L, 3-0 |
| 5/8/08 | Baton Rouge, La. | L, 1-0 |
| 3/14/09 | Tuscaloosa, Ala. | L, 4-0 |
| 3/14/09 | Tuscaloosa, Ala. | L, 7-1 |
| 3/15/09 | Tuscaloosa, Ala. | L, 3-2 |
| 5/8/10 | Starkville, Miss. | L, 10-1 (6) |
| 5/8/10 | Starkville, Miss. | L, 8-2 |
| 5/9/10 | Starkville, Miss. | L, 6-1 |
| 4/15/11 | Tuscaloosa, Ala. | L, 6-2 |
| 4/16/11 | Tuscaloosa, Ala. | L, 13-3 (6) |
| 4/17/11 | Tuscaloosa, Ala. | L, 5-2 |
| 5/12/11 | Oxford, Miss. + | L, 5-1 |
| 3/30/12 | Starkville, Miss. | L, 5-4 |
| 3/31/12 | Starkville, Miss. | L, 4-2 |
| 4/1/12 | Starkville, Miss. | L, 9-3 |
| 5/10/12 | Tuscaloosa, Ala. | L, 5-2 |
| 4/19/13 | Tuscaloosa, Ala. | W, 3-2 |
| 4/20/13 | Tuscaloosa, Ala. | L, 11-3 |
| 4/21/13 | Tuscaloosa, Ala. | L, 9-8 |
| 4/11/14 | Starkville, Miss. | L, 5-1 |
| 4/12/14 | Starkville, Miss. | W, 4-2 |
| 4/13/14 | Starkville, Miss. | W, 4-3 (10) |
| 4/8/16 | Tuscaloosa, Ala. | L, 7-1 |

14-62

4/9/16

4/10/16

5/11/16

3/17/17

3/18/17

3/19/17

3/29/18

3/30/18

3/29/18

3/29/19

3/30/19

3/31/19

LONGEST MSU WIN STREAK: 2 (3x, last April 12, 2014 to April 13, 2014)

LARGEST MSU MARGIN OF VICTORY: 5 (10-5, April 10, 2004 in Starkville)

LARGEST MSU MARGIN OF DEFEAT: 10, (twice, last on April 16, 2011 (3-13 [5] in Tuscaloosa)

MOST RUNS BY MSU: 12 (W, 12-9, Mar. 31, 2019 in Tuscaloosa)

MOST RUNS BY UA: 13 (L, 3-13, April 16, 2011 in Tuscaloosa)

MSU IN ONE-RUN GAMES: 6-12

MSU IN EXTRA-INNING GAMES: 4-6

MSU WINS VIA RUN-RULE: 0

UA WINS VIA RUN-RULE: 12

Tuscaloosa, Ala.

Tuscaloosa, Ala.

Starkville, Miss.

Starkville, Miss.

Starkville, Miss.

Starkville, Miss.

Tuscaloosa, Ala.

Tuscaloosa, Ala.

Tuscaloosa, Ala.

Tuscaloosa, Ala.

Tuscaloosa, Ala.

Tuscaloosa, Ala.

LONGEST MSU WIN STREAK: 2 (3x, last April 12, 2014 to April 13, 2014)

LARGEST MSU MARGIN OF VICTORY: 5 (10-5, April 10, 2004 in Starkville)

LARGEST MSU MARGIN OF DEFEAT: 10, (twice, last on April 16, 2011 (3-13 [5] in Tuscaloosa)

MOST RUNS BY MSU: 12 (W, 12-9, Mar. 31, 2019 in Tuscaloosa)

MOST RUNS BY UA: 13 (L, 3-13, April 16, 2011 in Tuscaloosa)

MSU IN ONE-RUN GAMES: 6-12

MSU IN EXTRA-INNING GAMES: 4-6

MSU WINS VIA RUN-RULE: 0

UA WINS VIA RUN-RULE: 12

L, 8-0

L, 8-1

L, 7-5

L, 11-3 (5)

W, 1-0

L, 3-0

L, 2-3 (8)

L, 2-8

W, 12-9 (10)

L, 2-3 (8)

L, 2-8

W, 12-9 (10)

4/6/12

4/6/12

4/7/12

4/25/14

4/26/14

4/27/14

4/4/15

4/5/15

4/6/15

4/22/17

4/23/17

4/24/17

3/30/18

3/31/18

4/1/18

5/3/08

5/3/08

5/4/08

3/17/09

3/17/09

3/18/09

3/27/10

3/27/10

3/28/10

3/18/11

3/19/11

3/20/11

4/6/12

4/6/12

4/7/12

4/25/14

4/26/14

4/27/14

4/4/15

4/5/15

4/6/15

4/22/17

4/23/17

4/24/17

3/30/18

3/31/18

4/1/18

Fayetteville, Ark.

Fayetteville, Ark.

Fayetteville, Ark.

Starkville, Miss.

Starkville, Miss.

Starkville, Miss.

Fayetteville, Ark.

Fayetteville, Ark.

Fayetteville, Ark.

Starkville, Miss.

Starkville, Miss.

Starkville, Miss.

Fayetteville, Ark.

Fayetteville, Ark.

Starkville, Miss.

Starkville, Miss.

Starkville, Miss.

Fayetteville, Ark.

Fayetteville, Ark.

Fayetteville, Ark.

Starkville, Miss.

Starkville, Miss.

Starkville, Miss.

Fayetteville, Ark.

Fayetteville, Ark.

Fayetteville, Ark.

Fayetteville, Ark.

L, 3-1

W, 9-1 (5)

L, 7-6

L, 8-3 (8)

L, 5-1

L, 3-2

L, 7-2

L, 11-6

L, 18-13

W, 3-0

W, 2-0

W, 6-5

W, 2-1

W, 7-2

L, 13-2 (5)

L, 6-4

W, 18-7 (5)

W, 8-0 (6)

W, 3-0

W, 3-2

W, 16-4 (6)

W, 3-0

L, 5-4

W, 4-3

L, 3-2

L, 6-0

L, 8-2

ARKANSAS

HOME: 21-11 | AWAY: 16-16 | NEUTRAL: 1-2

CURRENT STREAK: Lost 3 | MSU RUNS: 262 | ARK RUNS: 227

| DATE | LOCATION | RESULT |
|---------|--------------------|------------|
| 3/28/97 | Starkville, Miss. | L, 4-0 |
| 3/29/97 | Starkville, Miss. | L, 10-4 |
| 3/29/97 | Starkville, Miss. | L, 2-1 |
| 3/27/98 | Fayetteville, Ark. | W, 6-0 |
| 3/27/98 | Fayetteville, Ark. | L, 2-1 (8) |
| 3/28/98 | Fayetteville, Ark. | W, 3-2 (9) |
| 3/28/98 | Fayetteville, Ark. | W, 6-2 |
| 4/2/99 | Starkville, Miss. | W, 5-2 |
| 4/2/99 | Starkville, Miss. | W, 4-0 |
| 4/3/99 | Starkville, Miss. | W, 7-2 |
| 4/3/99 | Starkville, Miss. | W, 4-2 |
| 3/31/00 | Fayetteville, Ark. | L, 2-1 |
| 3/31/00 | Fayetteville, Ark. | W, 1-0 |
| 4/1/00 | Fayetteville, Ark. | W, 4-3 (8) |
| 4/1/00 | Fayetteville, Ark. | W, 4-0 |
| 5/11/00 | Columbus, Ga. | L, 2-1 |
| 4/28/01 | Starkville, Miss. | W, 2-1 (8) |
| 4/28/01 | Starkville, Miss. | W, 1-0 |
| 4/29/01 | Starkville, Miss. | W, 3-0 |
| 5/12/01 | Chattanooga, Tenn. | L, 7-2 |
| 4/27/02 | Fayetteville, Ark. | L, 1-0 |
| 4/27/02 | Fayetteville, Ark. | L, 7-6 |
| 4/28/02 | Fayetteville, Ark. | L, 7-0 |
| 5/10/02 | Chattanooga, Tenn. | W, 5-1 |
| 4/18/03 | Starkville, Miss. | L, 5-1 |
| 4/18/03 | Starkville, Miss. | W, 3-2 |
| 4/19/03 | Starkville, Miss. | L, 4-1 |
| 4/17/04 | Fayetteville, Ark. | W, 2-0 |
| 4/17/04 | Fayetteville, Ark. | W, 8-0 (6) |
| 4/18/04 | Fayetteville, Ark. | L, 4-2 |
| 4/16/05 | Starkville, Miss. | W, 5-4 |
| 4/16/05 | Starkville, Miss. | W, 1-0 |
| 4/17/05 | Starkville, Miss. | W, 2-1 |
| 3/18/06 | Fayetteville, Ark. | W, 5-0 |
| 3/18/06 | Fayetteville, Ark. | W, 5-2 |
| 3/19/06 | Fayetteville, Ark. | L, 4-2 |
| 5/4/07 | Starkville, Miss. | W, 3-1 |
| 5/4/07 | Starkville, Miss. | L, 11-8 |
| 5/5/07 | Starkville, Miss. | W, 8-0 (5) |

38-29

LONGEST MSU LOSING STREAK: 7 (May 4, 2008 - March 28, 2010) 28, 2010 in Fayetteville)

LARGEST MSU MARGIN OF VICTORY: 12 (16-4 [6], April 6, 2015 in Fayetteville)

LARGEST MSU MARGIN OF DEFEAT: 11 (2-13 [5], April 7, 2012 in Fayetteville)

MOST RUNS BY MSU: 18 (W, 18-7 [5], April 26, 2014 in Starkville)

MOST RUNS BY ARK: 18 (L, 13-18, March 28, 2010 in Fayetteville)

MSU IN ONE-RUN GAMES: 13-11

MSU IN EXTRA-INNING GAMES: 3-2

MSU WINS VIA RUN-RULE: 6

ARKANSAS WINS VIA RUN-RULE: 1

AUBURN

HOME: 18-15 | AWAY: 13-18 | NEUTRAL: 1-1

CURRENT STREAK: Lost 6 | MSU RUNS: 239 | AUB RUNS: 249

| DATE | LOCATION | RESULT |
|---------|-------------------|-------------|
| 5/3/97 | Starkville, Miss. | W, 6-3 |
| 5/3/97 | Starkville, Miss. | W, 4-0 |
| 5/4/97 | Starkville, Miss. | L, 5-4 |
| 5/4/97 | Starkville, Miss. | L, 4-1 |
| 5/1/98 | Auburn, Ala. | L, 2-0 |
| 5/1/98 | Auburn, Ala. | W, 1-0 |
| 5/2/98 | Auburn, Ala. | W, 6-2 |
| 5/2/98 | Auburn, Ala. | W, 3-2 (10) |
| 5/7/99 | Starkville, Miss. | W, 4-3 |
| 5/7/99 | Starkville, Miss. | W, 8-0 (5) |
| 5/8/99 | Starkville, Miss. | W, 8-0 (5) |
| 5/8/99 | Starkville, Miss. | W, 4-3 |
| 4/30/00 | Auburn, Ala. | W, 3-2 |
| 4/30/00 | Auburn, Ala. | W, 9-4 |
| 5/1/00 | Auburn, Ala. | L, 5-2 |
| 5/1/00 | Auburn, Ala. | W, 10-2 (6) |
| 5/12/00 | Columbus, Ga. | W, 9-3 |
| 4/14/01 | Starkville, Miss. | W, 5-4 |
| 4/14/01 | Starkville, Miss. | W, 7-2 |
| 4/15/01 | Starkville, Miss. | W, 4-3 |
| 4/13/02 | Auburn, Ala. | W, 2-1 |
| 4/13/02 | Auburn, Ala. | L, 6-4 |
| 4/14/02 | Auburn, Ala. | L, 3-1 |
| 4/5/03 | Starkville, Miss. | L, 7-3 |

SEC SERIES HISTORIES

| | | |
|---------|-------------------|-------------|
| 4/5/03 | Starkville, Miss. | W, 7-1 |
| 4/2/04 | Auburn, Ala. | L, 3-2 |
| 4/3/04 | Auburn, Ala. | L, 7-3 |
| 4/3/04 | Auburn, Ala. | W, 3-2 |
| 5/15/04 | Tuscaloosa, Ala. | L, 4-3 |
| 4/2/05 | Starkville, Miss. | L, 10-2 (5) |
| 4/2/05 | Starkville, Miss. | W, 4-3 |
| 4/3/05 | Starkville, Miss. | L, 6-4 |
| 4/14/06 | Auburn, Ala. | L, 4-1 |
| 4/14/06 | Auburn, Ala. | L, 6-5 |
| 4/15/06 | Auburn, Ala. | L, 5-3 |
| 3/24/07 | Starkville, Miss. | W, 3-1 |
| 3/24/07 | Starkville, Miss. | W, 4-1 |
| 3/25/07 | Starkville, Miss. | L, 2-1 |
| 3/11/08 | Auburn, Ala. | W, 8-3 |
| 3/11/08 | Auburn, Ala. | L, 5-4 (9) |
| 3/12/08 | Auburn, Ala. | L, 8-0 (5) |
| 4/22/09 | Starkville, Miss. | W, 2-1 (10) |
| 4/22/09 | Starkville, Miss. | L, 8-3 |
| 4/21/10 | Auburn, Ala. | W, 3-2 |
| 4/21/10 | Auburn, Ala. | W, 2-1 |
| 4/8/11 | Starkville, Miss. | W, 4-3 |
| 4/9/11 | Starkville, Miss. | L, 5-3 |
| 4/10/11 | Starkville, Miss. | L, 5-4 (8) |
| 5/4/12 | Auburn, Ala. | W, 3-1 |
| 5/5/12 | Auburn, Ala. | L, 4-1 |
| 5/6/12 | Auburn, Ala. | L, 2-1 |
| 3/29/13 | Starkville, Miss. | L, 8-3 |
| 3/29/13 | Starkville, Miss. | L, 7-5 |
| 3/30/13 | Starkville, Miss. | W, 4-3 |
| 3/21/14 | Auburn, Ala. | L, 11-3 (6) |
| 3/22/14 | Auburn, Ala. | L, 5-2 |
| 3/23/14 | Auburn, Ala. | W, 5-2 |
| 3/18/16 | Starkville, Miss. | L, 3-2 (14) |
| 3/19/16 | Starkville, Miss. | W, 6-3 |
| 3/20/16 | Starkville, Miss. | L, 2-0 |
| 4/28/17 | Auburn, Ala. | L, 4-2 |
| 4/29/17 | Auburn, Ala. | L, 6-2 |
| 4/30/17 | Auburn, Ala. | L, 6-3 |
| 3/22/19 | Starkville, Miss. | W, 7-6 |
| 3/23/19 | Starkville, Miss. | L, 7-4 (8) |
| 3/24/19 | Starkville, Miss. | L, 9-0 (5) |

LONGEST MSU WIN STREAK: 9 (May 1, 1998 - April 30, 2000)

LONGEST MSU LOSING STREAK: 4 (3x, last March 20, 2016 - April 30, 2017)

HIGHEST SCORING GAME: 14, (L, 3-11 [6], March 21, 2014 in Auburn)

LARGEST MSU MARGIN OF VICTORY: 8, three times, last on May 1, 2000 (10-2 [6] in Auburn)

LARGEST MSU MARGIN OF DEFEAT: 9, Mar. 24, 2019 (0-9 [5] in Starkville)

MOST RUNS BY MSU: 10 (W, 10-2, May 1, 2000 in Auburn)

MOST RUNS BY AU: 11 (L, 3-11 [6], March 21, 2014 in Auburn)

MSU IN ONE-RUN GAMES: 16-9

MSU IN EXTRA-INNING GAMES: 3-3

MSU WINS VIA RUN-RULE: 3

AUBURN WINS VIA RUN-RULE: 4

FLORIDA

21-38

HOME: 8-17 | **AWAY:** 10-20 | **NEUTRAL:** 3-1

CURRENT STREAK: Lost 1 | **MSU RUNS:** 157 | **UF RUNS:** 291

| DATE | LOCATION | RESULT |
|---------|-------------------|--------|
| 4/26/97 | Starkville, Miss. | L, 3-1 |
| 4/26/97 | Starkville, Miss. | W, 6-5 |
| 3/11/98 | Gainesville, Fla. | W, 3-1 |
| 3/11/98 | Gainesville, Fla. | L, 1-0 |
| 5/9/98 | Columbus, Ga. | W, 1-0 |

| | | |
|---------|--------------------|-------------|
| 4/5/03 | Columbus, Ga. | W, 1-0 |
| 4/2/04 | Starkville, Miss. | L, 7-4 (9) |
| 4/3/04 | Starkville, Miss. | W, 6-2 |
| 4/3/04 | Gainesville, Fla. | L, 11-3 (5) |
| 5/15/04 | Gainesville, Fla. | W, 3-1 |
| 4/2/05 | Gainesville, Fla. | L, 6-0 |
| 4/2/05 | Gainesville, Fla. | L, 5-4 |
| 4/3/05 | Gainesville, Fla. | W, 5-1 |
| 4/14/06 | Chattanooga, Tenn. | W, 1-0 |
| 4/14/06 | Starkville, Miss. | W, 4-1 |
| 4/15/06 | Starkville, Miss. | W, 6-2 |
| 3/24/07 | Starkville, Miss. | W, 8-2 |
| 3/24/07 | Gainesville, Fla. | W, 11-8 |
| 3/25/07 | Gainesville, Fla. | W, 7-3 |
| 3/11/08 | Gainesville, Fla. | L, 6-1 |
| 3/11/08 | Starkville, Miss. | W, 7-4 |
| 3/12/08 | Starkville, Miss. | W, 9-5 |
| 4/22/09 | Gainesville, Fla. | L, 4-0 |
| 4/22/09 | Gainesville, Fla. | L, 12-4 (5) |
| 4/21/10 | Gainesville, Fla. | W, 3-0 |
| 4/21/10 | Starkville, Miss. | L, 7-1 |
| 4/8/11 | Starkville, Miss. | L, 2-0 |
| 4/9/11 | Starkville, Miss. | L, 2-1 |
| 4/10/11 | Gainesville, Fla. | W, 4-3 |
| 5/4/12 | Gainesville, Fla. | L, 2-1 |
| 5/5/12 | Gainesville, Fla. | L, 3-2 (9) |
| 5/6/12 | Auburn, Ala. | L, 3-0 |
| 3/29/13 | Starkville, Miss. | L, 5-0 |
| 3/29/13 | Starkville, Miss. | L, 7-2 |
| 3/30/13 | Starkville, Miss. | L, 5-0 |
| 3/21/14 | Gainesville, Fla. | L, 11-2 (5) |
| 3/22/14 | Gainesville, Fla. | L, 6-2 |
| 3/23/14 | Gainesville, Fla. | L, 3-0 |
| 3/18/16 | Starkville, Miss. | L, 8-0 (5) |
| 3/19/16 | Starkville, Miss. | L, 9-1 (5) |
| 3/20/16 | Gainesville, Fla. | L, 8-0 (5) |
| 4/28/17 | Gainesville, Fla. | L, 18-1 (5) |
| 4/29/17 | Starkville, Miss. | L, 1-0 |
| 4/30/17 | Starkville, Miss. | L, 8-5 |
| 3/22/19 | Gainesville, Fla. | L, 9-1 (6) |
| 3/23/19 | Gainesville, Fla. | L, 4-2 |
| 3/24/19 | Gainesville, Fla. | W, 6-5 |
| | Starkville, Miss. | L, 3-2 |
| | Starkville, Miss. | L, 16-2 |
| | Starkville, Miss. | W, 5-3 |
| | Gainesville, Fla. | L, 16-0 (5) |
| | Gainesville, Fla. | L, 6-3 |
| | Gainesville, Fla. | L, 3-1 (10) |
| | Starkville, Miss. | L, 8-3 |
| | Starkville, Miss. | L, 6-2 |
| | Starkville, Miss. | L, 3-0 |
| | Gainesville, Fla. | W, 6-4 |
| | Gainesville, Fla. | W, 4-2 |
| | Gainesville, Fla. | L, 0-2 |

LONGEST MSU WIN STREAK: 7 (March 15, 2001 - April 26, 2003)

LONGEST MSU LOSING STREAK: 17 (April 27, 2007 - April 6, 2013)

HIGHEST SCORING GAME: 19, twice, last on April 26, 2003 (L, 1-18 [5] in Gainesville)

LARGEST MSU MARGIN OF VICTORY: 6 (8-2, May 5, 2002 in Gainesville)

LARGEST MSU MARGIN OF DEFEAT: 17 (1-18 [5], March 16, 2011 in Gainesville)

MOST RUNS BY MSU: 11 (W, 11-8, April 26, 2003 in Gainesville)

MOST RUNS BY UF: 18 (L, 1-18 [5], 18-1, March 16, 2011 in Gainesville)

MSU IN ONE-RUN GAMES: 6-7

MSU IN EXTRA-INNING GAMES: 0-3

MSU WINS VIA RUN-RULE: 0

FLORIDA WINS VIA RUN-RULE: 9

GEORGIA

27-32

HOME: 13-14 | **AWAY:** 12-15 | **NEUTRAL:** 2-3

CURRENT STREAK: Lost 1 | **MSU RUNS:** 211 | **UGA RUNS:** 288

| DATE | LOCATION | RESULT |
|---------|--------------------|-------------|
| 3/26/97 | Starkville, Miss. | W, 5-2 |
| 3/26/97 | Starkville, Miss. | W, 8-7 (10) |
| 3/22/98 | Athens, Ga. | W, 7-4 (9) |
| 3/22/98 | Athens, Ga. | L, 4-2 |
| 5/8/98 | Columbus, Ga. | W, 3-2 |
| 3/4/99 | Tampa, Fla. | W, 5-1 |
| 3/27/99 | Starkville, Miss. | W, 5-1 |
| 3/27/99 | Starkville, Miss. | W, 2-1 (9) |
| 3/25/00 | Athens, Ga. | W, 8-6 |
| 3/25/00 | Athens, Ga. | W, 3-2 |
| 3/23/01 | Starkville, Miss. | W, 4-2 |
| 3/23/01 | Starkville, Miss. | W, 6-5 (10) |
| 3/24/01 | Starkville, Miss. | W, 8-7 |
| 3/23/02 | Athens, Ga. | L, 3-1 |
| 3/23/02 | Athens, Ga. | W, 2-1 |
| 3/24/02 | Athens, Ga. | W, 4-3 |
| 5/11/02 | Chattanooga, Tenn. | L, 7-1 |
| 3/15/03 | Starkville, Miss. | L, 8-2 |
| 3/15/03 | Starkville, Miss. | W, 2-0 |
| 3/16/03 | Starkville, Miss. | L, 9-0 (5) |
| 5/8/03 | Plant City, Fla. | L, 3-0 |
| 3/13/04 | Athens, Ga. | W, 5-1 |
| 3/13/04 | Athens, Ga. | L, 9-0 (6) |
| 3/14/04 | Athens, Ga. | L, 6-4 |
| 5/14/04 | Tuscaloosa, Ala. | L, 11-2 (5) |
| 3/12/05 | Starkville, Miss. | L, 8-0 |
| 3/12/05 | Starkville, Miss. | L, 9-4 |
| 3/13/05 | Starkville, Miss. | L, 7-1 |
| 4/8/06 | Athens, Ga. | L, 3-0 |
| 4/8/06 | Athens, Ga. | L, 8-0 (6) |
| 4/9/06 | Athens, Ga. | L, 8-2 |
| 4/21/07 | Athens, Ga. | L, 5-2 |
| 4/21/07 | Athens, Ga. | W, 13-9 (8) |
| 4/22/07 | Athens, Ga. | W, 12-5 |
| 4/19/08 | Starkville, Miss. | W, 10-0 (5) |
| 4/19/08 | Starkville, Miss. | L, 6-2 |
| 4/20/08 | Starkville, Miss. | W, 7-4 |
| 4/15/09 | Athens, Ga. | L, 10-0 (5) |
| 4/15/09 | Athens, Ga. | W, 3-1 (10) |
| 4/13/10 | Starkville, Miss. | L, 3-0 |
| 4/13/10 | Starkville, Miss. | L, 7-6 |
| 5/6/11 | Athens, Ga. | W, 8-6 |
| 5/7/11 | Athens, Ga. | L, 4-3 |
| 5/8/11 | Athens, Ga. | L, 10-2 (5) |
| 3/9/12 | Starkville, Miss. | W, 5-3 |
| 3/10/12 | Starkville, Miss. | L, 2-0 |
| 3/11/12 | Starkville, Miss. | L, 5-0 |
| 3/14/14 | Athens, Ga. | L, 1-0 |
| 3/15/14 | Athens, Ga. | L, 11-2 (5) |
| 3/15/14 | Athens, Ga. | L, 9-1 (5) |
| 3/6/15 | Starkville, Miss. | L, 6-1 |
| 3/7/15 | Starkville, Miss. | L, 9-1 (5) |
| 3/8/15 | Starkville, Miss. | W, 8-7 (9) |
| 4/14/17 | Athens, Ga. | W, 9-4 |
| 4/15/17 | Athens, Ga. | L, 7-6 |
| 4/16/17 | Athens, Ga. | W, 5-2 |
| 3/23/18 | Starkville, Miss. | L, 4-2 |
| 3/24/18 | Starkville, Miss. | W, 5-4 |
| 3/25/18 | Starkville, Miss. | L, 3-2 |

LONGEST MSU WIN STREAK: 9 (May 8, 1998 - March 24, 2001)

LONGEST MSU LOSING STREAK: 10 (March 13, 2004 - April 21, 2007)

LARGEST MSU MARGIN OF VICTORY: 10 (10-0 [5], April 19, 2008 in Starkville)

LARGEST MSU MARGIN OF DEFEAT: 10 (0-10 [5], April 15, 2009 in Athens)

SEC SERIES HISTORIES

MOST RUNS BY MSU: 13, (W, 13-9 [8], April 21, 2007 [8] in Athens)

MOST RUNS BY UGA: 11, twice, last on March 15, 2014 (L, 2-11 [5] in Athens)

MSU IN ONE-RUN GAMES: 10-5

MSU IN EXTRA-INNING GAMES: 7-0

MSU WINS VIA RUN-RULE: 1

GEORGIA WINS VIA RUN-RULE: 9

KENTUCKY

HOME: 19-8 | **AWAY:** 11-19 | **NEUTRAL:** 0-2

CURRENT STREAK: Lost 4 | **MSU RUNS:** 224 | **UK RUNS:** 221

| DATE | LOCATION | RESULT |
|---------|--------------------|--------------|
| 4/11/97 | Lexington, Ky. | W, 6-1 (8) |
| 4/11/97 | Lexington, Ky. | W, 12-7 (11) |
| 4/10/98 | Starkville, Miss. | L, 1-0 |
| 4/10/98 | Starkville, Miss. | L, 1-0 |
| 3/12/99 | Chattanooga, Tenn. | L, 3-1 |
| 4/17/99 | Lexington, Ky. | L, 5-4 |
| 4/17/99 | Lexington, Ky. | W, 12-0 |
| 4/15/00 | Starkville, Miss. | W, 6-2 |
| 4/15/00 | Starkville, Miss. | W, 7-3 |
| 4/7/01 | Starkville, Miss. | L, 8-1 |
| 4/7/01 | Starkville, Miss. | W, 3-2 |
| 4/8/01 | Starkville, Miss. | W, 7-3 |
| 4/6/02 | Lexington, Ky. | L, 6-4 |
| 4/6/02 | Lexington, Ky. | L, 10-3 |
| 4/7/02 | Lexington, Ky. | W, 3-2 |
| 3/29/03 | Starkville, Miss. | W, 7-6 |
| 3/29/03 | Starkville, Miss. | W, 7-0 |
| 3/30/03 | Starkville, Miss. | W, 6-3 |
| 3/27/04 | Lexington, Ky. | W, 8-2 |
| 3/27/04 | Lexington, Ky. | L, 4-3 |
| 3/28/04 | Lexington, Ky. | W, 6-2 |
| 3/25/05 | Starkville, Miss. | W, 3-2 |
| 3/25/05 | Starkville, Miss. | W, 5-0 |
| 3/26/05 | Starkville, Miss. | W, 3-2 |
| 5/6/06 | Lexington, Ky. | W, 6-4 |
| 5/6/06 | Lexington, Ky. | W, 2-0 |
| 5/7/06 | Lexington, Ky. | W, 3-2 (8) |
| 3/13/07 | Lexington, Ky. | W, 7-0 |
| 3/13/07 | Lexington, Ky. | W, 9-7 |
| 4/3/08 | Starkville, Miss. | W, 1-0 |
| 4/3/08 | Starkville, Miss. | W, 8-0 (5) |
| 4/24/09 | Lexington, Ky. | L, 10-3 |
| 4/24/09 | Lexington, Ky. | L, 4-1 |
| 4/25/09 | Lexington, Ky. | L, 8-7 |
| 4/2/10 | Starkville, Miss. | L, 5-4 |
| 4/2/10 | Starkville, Miss. | L, 2-0 |
| 4/3/10 | Starkville, Miss. | W, 1-0 |
| 3/25/11 | Lexington, Ky. | L, 12-6 |
| 3/26/11 | Lexington, Ky. | L, 8-0 (5) |
| 3/27/11 | Lexington, Ky. | L, 5-0 |
| 4/20/12 | Starkville, Miss. | W, 4-3 |
| 4/21/12 | Starkville, Miss. | W, 2-1 (8) |
| 4/22/12 | Starkville, Miss. | W, 3-2 |
| 3/22/13 | Lexington, Ky. | L, 5-4 (10) |
| 3/23/13 | Lexington, Ky. | L, 3-2 |
| 3/13/13 | Lexington, Ky. | L, 7-0 |
| 3/7/14 | Starkville, Miss. | L, 4-0 |
| 3/8/14 | Starkville, Miss. | W, 2-1 |
| 3/9/14 | Starkville, Miss. | L, 5-0 |
| 5/7/14 | Columbia, S.C. | L, 4-3 (9) |
| 5/6/16 | Lexington, Ky. | L, 3-2 (9) |
| 5/7/16 | Lexington, Ky. | L, 1-0 (8) |
| 5/8/16 | Lexington, Ky. | L, 4-0 |
| 5/5/17 | Starkville, Miss. | W, 6-2 |
| 5/6/17 | Starkville, Miss. | W, 5-3 |
| 5/7/17 | Starkville, Miss. | L, 10-7 (11) |
| 3/15/19 | Lexington, Ky. | L, 8-0 (5) |
| 3/16/19 | Lexington, Ky. | L, 9-8 |

30-29

3/17/19 Lexington, Ky. L, 4-1

LONGEST MSU WIN STREAK: 11 (March 28, 2004 - April 3, 2008)

LONGEST MSU LOSING STREAK: 5 (Twice, Last March 9, 2014 - May 8, 2016)

HIGHEST SCORING GAME: 19 (W, 12-7 [11], April 11, 1997 in Starkville)

LARGEST MSU MARGIN OF VICTORY: 12 (12-0, April 17, 1999 in Lexington)

LARGEST MSU MARGIN OF DEFEAT: 8 (0-8 [5], March 26, 2011 in Lexington)

MOST RUNS BY MSU: 12, twice, last on April 17, 1999 (W, 12-0 in Lexington)

MOST RUNS BY UK: 12 (L, 6-12, March 25, 2011 in Lexington)

MSU IN ONE-RUN GAMES: 11-12

MSU IN EXTRA-INNING GAMES: 5-5

MSU WINS VIA RUN-RULE: 1

KENTUCKY WINS VIA RUN-RULE: 2

LSU

HOME: 8-29 | **AWAY:** 2-29 | **NEUTRAL:** 0-2

CURRENT STREAK: Lost 2 | **MSU RUNS:** 198 | **LSU RUNS:** 370

| DATE | LOCATION | RESULT |
|---------|----------------------|--------------|
| 3/10/82 | Baton Rouge, La. | L, 14-0 |
| 3/10/82 | Baton Rouge, La. | L, 8-7 |
| 4/20/82 | Starkville, Miss. | L, 3-2 |
| 4/20/82 | Starkville, Miss. | L, 4-1 |
| 4/4/97 | Baton Rouge, La. | L, 2-0 |
| 4/4/97 | Baton Rouge, La. | L, 9-1 (6) |
| 4/3/98 | Starkville, Miss. | W, 3-2 |
| 4/3/98 | Starkville, Miss. | L, 2-1 |
| 4/4/98 | Starkville, Miss. | L, 7-3 |
| 4/4/98 | Starkville, Miss. | L, 4-3 |
| 4/9/99 | Baton Rouge, La. | L, 1-0 |
| 4/9/99 | Baton Rouge, La. | L, 5-1 |
| 4/10/99 | Baton Rouge, La. | L, 5-2 |
| 4/10/99 | Baton Rouge, La. | L, 5-4 |
| 5/16/99 | Columbus, Ga. + | L, 2-0 (9) |
| 4/7/00 | Starkville, Miss. | L, 8-0 (5) |
| 4/7/00 | Starkville, Miss. | L, 8-4 (10) |
| 4/8/00 | Starkville, Miss. | L, 9-4 |
| 4/8/00 | Starkville, Miss. | L, 7-1 |
| 4/11/01 | Starkville, Miss. | L, 8-0 |
| 4/11/01 | Starkville, Miss. | L, 5-0 |
| 4/12/01 | Starkville, Miss. | L, 2-1 |
| 5/11/01 | Chattanooga, Tenn. + | L, 2-1 |
| 3/19/02 | Baton Rouge, La. | L, 9-3 |
| 3/19/02 | Baton Rouge, La. | W, 8-7 (11) |
| 3/20/02 | Baton Rouge, La. | L, 4-0 |
| 3/26/03 | Starkville, Miss. | L, 4-3 |
| 3/26/03 | Starkville, Miss. | L, 15-13 (8) |
| 3/27/03 | Starkville, Miss. | W, 6-2 |
| 3/3/04 | Baton Rouge, La. | L, 6-2 |
| 3/3/04 | Baton Rouge, La. | L, 6-0 |
| 3/4/04 | Baton Rouge, La. | L, 5-4 |
| 3/30/05 | Starkville, Miss. | W, 13-11 |
| 3/30/05 | Starkville, Miss. | W, 4-1 |
| 3/31/05 | Starkville, Miss. | L, 15-9 |
| 4/19/06 | Baton Rouge, La. | L, 5-0 |
| 4/19/06 | Baton Rouge, La. | L, 4-0 |
| 4/20/06 | Baton Rouge, La. | L, 7-1 |
| 4/14/07 | Starkville, Miss. | L, 4-1 (9) |
| 4/14/07 | Starkville, Miss. | L, 4-3 (9) |
| 3/26/08 | Baton Rouge, La. | L, 5-2 |
| 3/26/08 | Baton Rouge, La. | L, 2-1 |

10-60

| | | |
|---------|-------------------|-------------|
| 3/21/09 | Starkville, Miss. | L, 5-4 |
| 3/21/09 | Starkville, Miss. | L, 4-1 |
| 3/22/09 | Starkville, Miss. | L, 7-5 |
| 4/10/10 | Baton Rouge, La. | L, 2-1 |
| 4/10/10 | Baton Rouge, La. | L, 8-3 |
| 4/11/10 | Baton Rouge, La. | L, 6-1 |
| 4/29/11 | Starkville, Miss. | L, 4-2 |
| 4/30/11 | Starkville, Miss. | L, 7-6 |
| 5/1/11 | Starkville, Miss. | L, 3-1 |
| 3/16/12 | Baton Rouge, La. | L, 10-7 |
| 3/17/12 | Baton Rouge, La. | L, 3-1 |
| 3/18/12 | Baton Rouge, La. | L, 4-0 |
| 3/8/13 | Starkville, Miss. | L, 1-0 (14) |
| 3/9/13 | Starkville, Miss. | W, 2-1 |
| 3/10/13 | Starkville, Miss. | L, 9-2 |
| 5/2/14 | Baton Rouge, La. | L, 6-5 |
| 5/3/14 | Baton Rouge, La. | L, 8-0 (6) |
| 5/4/14 | Baton Rouge, La. | W, 5-4 |
| 4/8/15 | Starkville, Miss. | W, 9-4 |
| 4/15/16 | Starkville, Miss. | W, 7-2 |
| 4/16/16 | Starkville, Miss. | L, 5-2 (12) |
| 4/17/16 | Starkville, Miss. | L, 12-1 (5) |
| 3/31/17 | Baton Rouge, La. | L, 7-2 |
| 4/1/17 | Baton Rouge, La. | L, 1-0 |
| 4/2/17 | Baton Rouge, La. | L, 4-1 |
| 4/5/19 | Starkville, Miss. | W, 6-0 |
| 4/6/19 | Starkville, Miss. | L, 10-9 |
| 4/7/19 | Starkville, Miss. | L, 5-3 |

LONGEST MSU WIN STREAK: 3 (May 4, 2014 - April 15, 2016)

LONGEST MSU LOSING STREAK: 21 (March 31, 2005 - March 8, 2013)

HIGHEST SCORING GAME: 28 (L, 15-13 [8], March 26, 2003 in Starkville)

LARGEST MSU MARGIN OF VICTORY: 5 (Twice, Last April 15, 2016 in Starkville [7-2])

LARGEST MSU MARGIN OF DEFEAT: 14 (0-14, March 10, 1982 in Baton Rouge)

MOST RUNS BY MSU: 13, twice, last on March 30, 2005 (W, 13-11 in Starkville)

MOST RUNS BY LSU: 15, twice, last on March 31, 2005 (L, 9-15, in Baton Rouge)

MSU IN ONE-RUN GAMES: 4-19

MSU IN EXTRA-INNING GAMES: 1-7

MSU WINS VIA RUN-RULE: 0

LSU WINS VIA RUN-RULE: 4

OLE MISS

HOME: 23-10 | **AWAY:** 18-14 | **NEUTRAL:** 1-5

CURRENT STREAK: Lost 2 | **MSU RUNS:** 324 | **OM RUNS:** 247

| DATE | LOCATION | RESULT |
|---------|-------------------|-------------|
| 3/6/97 | Starkville, Miss. | L, 3-2 |
| 3/6/97 | Starkville, Miss. | W, 2-1 (8) |
| 4/30/97 | Oxford, Miss. | L, 1-0 (9) |
| 4/30/97 | Oxford, Miss. | L, 4-1 |
| 4/1/98 | Oxford, Miss. | W, 7-0 |
| 4/1/98 | Oxford, Miss. | W, 5-3 |
| 4/25/98 | Starkville, Miss. | W, 11-0 (5) |
| 4/25/98 | Starkville, Miss. | W, 4-3 |
| 3/19/99 | Oxford, Miss. | L, 5-4 (11) |
| 3/19/99 | Oxford, Miss. | L, 4-1 |
| 3/20/99 | Oxford, Miss. | W, 8-0 (5) |
| 3/20/99 | Oxford, Miss. | L, 8-0 (6) |
| 3/17/00 | Starkville, Miss. | W, 4-3 |

40-29

SEC SERIES HISTORIES

| | | |
|----------|------------------------|-------------|
| 3/17/00 | Starkville, Miss. | W, 7-4 |
| 3/18/00 | Starkville, Miss. | W, 3-1 |
| 3/18/00 | Starkville, Miss. | L, 6-0 |
| 3/27/01 | Oxford, Miss. | W, 2-1 |
| 3/27/01 | Oxford, Miss. | W, 7-5 (11) |
| 3/28/01 | Oxford, Miss. | W, 12-0 (5) |
| 4/10/02 | Starkville, Miss. | W, 1-0 |
| 4/10/02 | Starkville, Miss. | W, 8-1 |
| 4/11/02 | Starkville, Miss. | W, 1-0 |
| 4/9/03 | Oxford, Miss. | W, 14-0 (5) |
| 4/10/03 | Oxford, Miss. | L, 6-5 |
| 4/10/03 | Oxford, Miss. | L, 10-8 (8) |
| 4/20/04 | Starkville, Miss. | W, 8-0 (5) |
| 4/20/04 | Starkville, Miss. | W, 2-1 |
| 4/21/04 | Starkville, Miss. | W, 7-2 |
| 4/13/05 | Starkville, Miss. | L, 2-0 |
| 4/19/05 | Oxford, Miss. | W, 4-0 |
| 4/26/05 | Ridgeland, Miss. | L, 4-0 |
| 4/5/06 | Ridgeland, Miss. | L, 2-1 |
| 4/11/06 | Oxford, Miss. | L, 6-5 |
| 4/26/06 | Starkville, Miss. | L, 1-0 |
| 3/27/07 | Madison, Miss. | W, 5-2 |
| 4/6/07 | Starkville, Miss. | L, 3-2 |
| 4/7/07 | Starkville, Miss. | W, 7-4 |
| 4/7/07 | Starkville, Miss. | W, 8-0 (6) |
| 3/21/08 | Oxford, Miss. | W, 5-3 |
| 3/21/08 | Oxford, Miss. | W, 3-2 |
| 3/22/08 | Oxford, Miss. | W, 8-3 |
| 4/8/08 | Ridgeland, Miss. | L, 2-1 |
| 4/1/09 | Madison, Miss. | L, 8-3 |
| 5/2/09 | Starkville, Miss. | W, 6-2 |
| 5/2/09 | Starkville, Miss. | W, 8-0 (5) |
| 3/20/10 | Oxford, Miss. | L, 6-4 |
| 3/20/10 | Oxford, Miss. | L, 9-2 |
| 3/21/10 | Oxford, Miss. | W, 11-5 |
| 4/1/11 | Starkville, Miss. | L, 6-0 |
| 4/2/11 | Starkville, Miss. | W, 3-0 |
| 4/3/11 | Starkville, Miss. | W, 9-3 |
| 4/13/12 | Oxford, Miss. | W, 5-3 |
| 4/14/12 | Oxford, Miss. | W, 2-1 |
| 4/15/12 | Oxford, Miss. | W, 10-3 |
| 4/12/13 | Starkville, Miss. | W, 6-5 |
| 4/13/13 | Starkville, Miss. | W, 5-1 |
| 4/14/13 | Starkville, Miss. | W, 8-0 (6) |
| 3/20/15 | Oxford, Miss. | W, 8-6 |
| 3/21/15 | Oxford, Miss. | L, 8-7 (9) |
| 3/21/15 | Oxford, Miss. | L, 14-8 |
| 4/2/16 | Starkville, Miss. | L, 4-3 |
| 4/3/16 | Starkville, Miss. | W, 1-0 (8) |
| 4/4/16 | Starkville, Miss. | L, 9-5 |
| 3/22/17 | Oxford, Miss. | L, 2-0 |
| 5/10/17 | Knoxville, Tenn. | L, 2-1 |
| 4/15/18 | Oxford, Miss. | W, 5-0 |
| 4/15/18 | Oxford, Miss. | W, 6-0 |
| 4/16/18 | Oxford, Miss. | L, 6-7 |
| 4/19/19 | Starkville, Miss. | L, 21-0 (5) |
| 4/19/19 | Starkville, Miss. | W, 6-0 |
| 4/20/19 | Starkville, Miss. | L, 3-1 (8) |
| 5/9/2019 | College Station, Texas | L, 9-4 |

LONGEST MSU WIN STREAK: 9 (April 2, 2011 - March 20, 2015)

LONGEST MSU LOSING STREAK: 4 (April 26, 2005 - April 26, 2006)

HIGHEST SCORING GAME: 22 (L, 14-8, March 21 2015 in Oxford)

LARGEST MSU MARGIN OF VICTORY: 14 (14-0 [5], April 9, 2003 in Oxford)

LARGEST MSU MARGIN OF DEFEAT: 21 (April 19, 2019 in Starkville)

MOST RUNS BY MSU: 14 (W, 14-0, April 9, 2003 in Oxford)

MOST RUNS BY UM: 14 (L, 8-14, March 21, 2015 in Oxford)

MSU IN ONE-RUN GAMES: 12-13

MSU IN EXTRA-INNING GAMES: 3-4

MSU WINS VIA RUN-RULE: 8

OLE MISS WINS VIA RUN-RULE: 2

MISSOURI

7-11

HOME: 4-6 | AWAY: 3-3 | NEUTRAL: 0-2

CURRENT STREAK: Won 4 | MSU RUNS: 74 | MIZ RUNS: 92

| DATE | LOCATION | RESULT |
|---------|-------------------|-------------|
| 3/15/97 | San Jose, Calif. | L, 4-3 (8) |
| 2/21/98 | Starkville, Miss. | L, 7-4 (10) |
| 4/4/14 | Starkville, Miss. | L, 6-0 |
| 4/5/14 | Starkville, Miss. | W, 9-3 |
| 4/5/14 | Starkville, Miss. | L, 8-1 |
| 4/10/15 | Columbia, Mo. | L, 3-2 |
| 4/11/15 | Columbia, Mo. | W, 8-4 |
| 4/12/15 | Columbia, Mo. | L, 10-2 (5) |
| 5/6/15 | Baton Rouge, La. | L, 9-0 (6) |
| 4/29/16 | Starkville, Miss. | L, 8-5 |
| 4/30/16 | Starkville, Miss. | L, 3-1 |
| 5/1/16 | Starkville, Miss. | L, 9-2 |
| 3/16/18 | Columbia, Mo. | W, 4-0 |
| 3/17/18 | Columbia, Mo. | L, 7-3 |
| 3/18/18 | Columbia, Mo. | W, 6-3 |
| 4/26/19 | Starkville, Miss. | W, 8-3 |
| 4/27/19 | Starkville, Miss. | W, 6-3 |
| 4/28/19 | Starkville, Miss. | W, 10-2 (5) |

LONGEST MSU WIN STREAK: 1 (4x, last March 18, 2018)

LONGEST MSU LOSING STREAK: 5 (April 12, 2015 - May 1, 2016)

HIGHEST SCORING GAME: 13 (L, 5-8, April 29, 2016 in Starkville)

LARGEST MSU MARGIN OF VICTORY: 8 (W, 10-2, April 29, 2019 in Starkville)

LARGEST MSU MARGIN OF DEFEAT: 9 (0-9 [6], May 6, 2015 in Baton Rouge)

MOST RUNS BY MSU: 9 (W, 9-3, April 5, 2014 in Starkville)

MOST RUNS BY MIZZOU: 10 (L, 2-10 [5], April 12, 2015 in Columbia)

MSU IN ONE-RUN GAMES: 0-2

MSU IN EXTRA-INNING GAMES: 0-2

MSU WINS VIA RUN-RULE: 1

MISSOURI WINS VIA RUN-RULE: 2

SOUTH CAROLINA

30-32

HOME: 14-13 | AWAY: 12-13 | NEUTRAL: 4-6

CURRENT STREAK: Lost 4 | MSU RUNS: 219 | SC RUNS: 231

| DATE | LOCATION | RESULT |
|---------|--------------------|--------------|
| 4/28/85 | Cookeville, Tenn. | L, 7-3 (9) |
| 4/28/85 | Cookeville, Tenn. | W, 5-4 (9) |
| 3/22/97 | Starkville, Miss. | L, 4-0 (8) |
| 3/22/97 | Starkville, Miss. | L, 5-3 |
| 5/8/98 | Columbus, Ga. | L, 2-0 |
| 5/9/98 | Columbus, Ga. | W, 3-0 |
| 3/26/99 | Starkville, Miss. | L, 1-0 |
| 3/26/99 | Starkville, Miss. | W, 5-2 |
| 5/15/99 | Columbus, Ga. | W, 2-1 |
| 3/12/00 | Tampa, Fla. | L, 2-1 (8) |
| 3/24/00 | Columbia, S.C. | L, 2-1 (9) |
| 3/24/00 | Columbia, S.C. | W, 6-2 |
| 3/17/01 | Columbia, S.C. | L, 7-1 |
| 3/17/01 | Columbia, S.C. | W, 1-0 |
| 3/18/01 | Columbia, S.C. | L, 2-0 |
| 3/16/02 | Starkville, Miss. | L, 4-2 |
| 3/16/02 | Starkville, Miss. | L, 5-2 |
| 3/17/02 | Starkville, Miss. | W, 11-10 (9) |
| 5/9/02 | Chattanooga, Tenn. | L, 11-5 |
| 3/8/03 | Columbia, S.C. | W, 6-2 |
| 3/8/03 | Columbia, S.C. | L, 11-3 (6) |
| 3/9/03 | Columbia, S.C. | L, 5-2 |
| 5/9/03 | Plant City, Fla.+ | L, 2-1 |
| 3/6/04 | Starkville, Miss. | L, 2-1 |
| 3/6/04 | Starkville, Miss. | W, 8-0 (5) |
| 3/7/04 | Starkville, Miss. | L, 7-4 |

| | | |
|---------|-------------------|-------------|
| 5/7/05 | Columbia, S.C. | L, 3-2 |
| 5/7/05 | Columbia, S.C. | L, 7-5 |
| 5/8/05 | Columbia, S.C. | W, 3-2 (8) |
| 5/13/05 | Gainesville, Fla. | W, 4-1 |
| 3/25/06 | Starkville, Miss. | W, 4-3 (10) |
| 3/25/06 | Starkville, Miss. | W, 2-1 |
| 3/26/06 | Starkville, Miss. | L, 6-2 |
| 3/31/07 | Starkville, Miss. | W, 2-1 |
| 3/31/07 | Starkville, Miss. | W, 4-3 |
| 4/1/07 | Starkville, Miss. | W, 8-7 (8) |
| 4/12/08 | Columbia, S.C. | W, 1-0 |
| 4/12/08 | Columbia, S.C. | W, 3-1 |
| 4/13/08 | Columbia, S.C. | W, 9-1 (6) |
| 4/18/09 | Starkville, Miss. | W, 4-2 |
| 4/18/09 | Starkville, Miss. | L, 2-0 |
| 4/19/09 | Starkville, Miss. | W, 10-2 (6) |
| 4/17/10 | Columbia, S.C. | W, 2-1 |
| 4/17/10 | Columbia, S.C. | L, 8-4 |
| 4/18/10 | Columbia, S.C. | W, 3-1 |
| 3/9/11 | Starkville, Miss. | W, 2-1 |
| 3/9/11 | Starkville, Miss. | W, 11-5 |
| 3/13/12 | Columbia, S.C. | W, 10-6 |
| 3/13/12 | Columbia, S.C. | W, 9-0 (5) |
| 4/26/13 | Starkville, Miss. | L, 8-3 |
| 4/27/13 | Starkville, Miss. | L, 3-0 |
| 4/28/13 | Starkville, Miss. | L, 5-4 |
| 5/1/15 | Columbia, S.C. | L, 6-3 |
| 5/2/15 | Columbia, S.C. | W, 9-6 |
| 5/3/15 | Columbia, S.C. | L, 9-1 (6) |
| 4/7/17 | Starkville, Miss. | L, 3-0 |
| 4/8/17 | Starkville, Miss. | W, 6-4 |
| 4/9/17 | Starkville, Miss. | W, 5-2 |
| 4/27/18 | Columbia, S.C. | L, 5-2 |
| 4/28/18 | Columbia, S.C. | L, 8-1 |
| 4/29/18 | Columbia, S.C. | L, 5-4 |
| 5/10/18 | Columbia, Mo. | L, 3-1 |

LONGEST MSU WIN STREAK: 7 (March 31, 2007 - April 18, 2009)

LONGEST MSU LOSING STREAK: 4 (3x, last April 27, 2018 - May 0, 2018)

HIGHEST SCORING GAME: 21 (W, 11-10 [9], March 17, 2002 in Starkville)

LARGEST MARGIN OF VICTORY: 9 (9-0 [5], March 13, 2012 in Columbia)

LARGEST MARGIN OF DEFEAT: 8, twice, last on May 3, 2015 (L, 1-9 [6] in Columbia)

MOST RUNS BY MSU: 11, twice, last on March 9, 2011 (W, 11-5 in Starkville)

MOST RUNS BY SC: 11, twice, last on March 8, 2003 (L, 3-11 [6] in Columbia)

MSU IN ONE-RUN GAMES: 13-8

MSU IN EXTRA-INNING GAMES: 5-4

MSU WINS VIA RUN-RULE: 4

SOUTH CAROLINA WINS VIA RUN-RULE: 2

TENNESSEE

18-43

HOME: 7-19 | AWAY: 10-22 | NEUTRAL: 1-2

CURRENT STREAK: Lost 4 | MSU RUNS: 203 | UT RUNS: 339

| DATE | LOCATION | RESULT |
|---------|-------------------|-------------|
| 4/13/97 | Knoxville, Tenn. | W, 5-4 (8) |
| 4/13/97 | Knoxville, Tenn. | L, 11-0 (5) |
| 4/11/98 | Starkville, Miss. | W, 3-0 |
| 4/11/98 | Starkville, Miss. | L, 3-2 |
| 4/18/99 | Knoxville, Tenn. | L, 9-1 (6) |
| 4/18/99 | Knoxville, Tenn. | L, 11-7 |
| 5/14/99 | Columbus, Ga.+ | L, 4-2 |
| 4/14/00 | Starkville, Miss. | W, 6-1 |
| 4/14/00 | Starkville, Miss. | W, 3-1 |
| 3/31/01 | Knoxville, Tenn. | W, 13-4 |
| 3/31/01 | Knoxville, Tenn. | W, 3-1 |
| 4/1/01 | Knoxville, Tenn. | W, 7-1 |

SEC SERIES HISTORIES

| | | |
|---------|-------------------|-------------|
| 3/29/02 | Starkville, Miss. | L, 2-0 |
| 3/29/02 | Starkville, Miss. | W, 8-1 |
| 3/22/03 | Knoxville, Tenn. | L, 8-0 (5) |
| 3/22/03 | Knoxville, Tenn. | W, 11-7 |
| 3/23/03 | Knoxville, Tenn. | L, 16-2 (5) |
| 3/20/04 | Starkville, Miss. | L, 10-1 |
| 3/20/04 | Starkville, Miss. | L, 6-3 |
| 3/21/04 | Starkville, Miss. | L, 5-3 (8) |
| 5/13/04 | Tuscaloosa, Ala. | W, 8-2 |
| 3/19/05 | Knoxville, Tenn. | L, 1-0 |
| 3/19/05 | Knoxville, Tenn. | L, 8-4 |
| 3/20/05 | Knoxville, Tenn. | L, 3-1 |
| 5/14/05 | Gainesville, Fla. | L, 3-0 |
| 4/22/06 | Starkville, Miss. | L, 2-1 |
| 4/22/06 | Starkville, Miss. | L, 3-1 |
| 4/23/06 | Starkville, Miss. | L, 10-0 (5) |
| 3/17/07 | Knoxville, Tenn. | L, 3-0 |
| 3/17/07 | Knoxville, Tenn. | L, 2-1 (8) |
| 3/18/07 | Knoxville, Tenn. | L, 5-1 |
| 4/26/08 | Starkville, Miss. | W, 2-1 |
| 4/26/08 | Starkville, Miss. | L, 8-6 |
| 3/28/09 | Knoxville, Tenn. | W, 5-4 |
| 3/28/09 | Knoxville, Tenn. | L, 8-0 (5) |
| 3/29/09 | Knoxville, Tenn. | W, 10-6 |
| 3/9/10 | Starkville, Miss. | L, 8-4 |
| 3/9/10 | Starkville, Miss. | W, 5-4 |
| 3/10/10 | Starkville, Miss. | L, 10-4 |
| 4/21/11 | Knoxville, Tenn. | L, 2-0 |
| 4/22/11 | Knoxville, Tenn. | L, 8-0 (6) |
| 4/23/11 | Knoxville, Tenn. | W, 3-2 |
| 3/23/12 | Starkville, Miss. | L, 8-0 (5) |
| 3/24/12 | Starkville, Miss. | L, 10-3 |
| 3/25/12 | Starkville, Miss. | L, 8-0 (5) |
| 4/18/14 | Knoxville, Tenn. | W, 2-0 |
| 4/19/14 | Knoxville, Tenn. | L, 11-5 |
| 4/20/14 | Knoxville, Tenn. | W, 11-7 |
| 4/17/15 | Starkville, Miss. | L, 4-3 |
| 4/18/15 | Starkville, Miss. | L, 5-3 |
| 4/19/15 | Starkville, Miss. | L, 16-8 (6) |
| 3/25/16 | Knoxville, Tenn. | L, 6-2 |
| 3/26/16 | Knoxville, Tenn. | L, 8-5 |
| 3/27/16 | Knoxville, Tenn. | L, 9-4 |
| 5/4/18 | Starkville, Miss. | L, 7-4 |
| 5/5/18 | Starkville, Miss. | W, 10-3 |
| 5/6/18 | Starkville, Miss. | L, 6-3 |
| 4/12/19 | Knoxville, Tenn. | L, 4-0 |
| 4/13/19 | Knoxville, Tenn. | L, 10-2 (5) |
| 4/14/19 | Knoxville, Tenn. | L, 9-2 |

TEXAS A&M

8-8

HOME: 4-3 | AWAY: 3-6 | NEUTRAL: 3-1

CURRENT STREAK: Won 2 | MSU RUNS: 69 | TAM RUNS: 83

| DATE | LOCATION | RESULT |
|---------|------------------------|-------------|
| 2/28/86 | Thibodaux, La. | L, 6-0 |
| 2/11/00 | Phoenix, Ariz. | W, 3-2 |
| 2/9/03 | Phoenix, Ariz. | W, 5-2 |
| 2/19/10 | College Station, Texas | L, 9-0 (5) |
| 2/20/10 | College Station, Texas | L, 13-4 (5) |
| 3/6/11 | Starkville, Miss. | W, 7-3 |
| 5/3/13 | College Station, Texas | L, 5-2 |
| 5/4/13 | College Station, Texas | W, 6-2 |
| 5/5/13 | College Station, Texas | L, 4-2 |
| 3/13/15 | Starkville, Miss. | W, 7-0 |
| 3/14/15 | Starkville, Miss. | L, 10-8 |
| 3/15/15 | Starkville, Miss. | W, 7-5 |
| 3/10/17 | College Station, Texas | W, 5-2 |
| 3/11/17 | College Station, Texas | L, 5-1 |
| 3/12/17 | College Station, Texas | L, 3-1 |
| 4/7/18 | Starkville, Miss. | L, 3-1 |
| 4/7/18 | Starkville, Miss. | W, 4-3 (10) |
| 4/8/18 | Starkville, Miss. | L, 4-1 (8) |
| 5/9/18 | Columbia, Mo. | W, 2-0 |
| 5/8/19 | College Station, Texas | W, 3-2 |

LONGEST MSU WIN STREAK: 2 (Twice, last March 15, 2015 - March 10, 2017)

LONGEST MSU LOSING STREAK: 3 (t March 11, 2017 - April 7, 2018)

HIGHEST SCORING GAME: 18 (L, 8-10, March 14, 2015 in Starkville)

LARGEST MSU MARGIN OF VICTORY: 7 (7-0, March 13, 2015 in Starkville)

LARGEST MSU MARGIN OF DEFEAT: 9, twice, last on Feb. 20, 2010 (4-13 [5] in College Station)

MOST RUNS BY MSU: 8 (L, 8-10, March 14, 2015 in Starkville)

MOST RUNS BY TEXAS A&M: 13 (L, 4-13 [5], Feb. 20, 2010 in College Station)

MSU IN ONE-RUN GAMES: 3-0

MSU IN EXTRA-INNING GAMES: 1-1

MSU WINS VIA RUN-RULE: 0

TEXAS A&M WINS VIA RUN-RULE: 2

LONGEST MSU WIN STREAK: 5 (April 14, 2000 - April 1, 2001)

LONGEST MSU LOSING STREAK: 10 (March 19, 2005 - March 18, 2007)

HIGHEST SCORING GAME: 24 (L, 16-8 [6] in Starkville)

LARGEST MSU MARGIN OF VICTORY: 9 (13-4, March 31, 2001 in Knoxville)

LARGEST MSU MARGIN OF DEFEAT: 14 (2-16 [5], March 23, 2003 in Knoxville)

MOST RUNS BY MSU: 13 (W, 13-4, March 31, 2001 in Knoxville)

MOST RUNS BY UT: 16, twice, last on April 19, 2015 (L, 8-16 [6] in Starkville)

MSU IN ONE-RUN GAMES: 5-5

MSU IN EXTRA-INNING GAMES: 1-2

MSU WINS VIA RUN-RULE: 0

TENNESSEE WINS VIA RUN-RULE: 11

NON-CONFERENCE SERIES HISTORIES

AKRON 0-1**HOME: 0-0 | AWAY: 0-0 | NEUTRAL: 0-1****CURRENT STREAK: Won 1 | MSU RUNS: 0 | AKRON RUNS: 2**

| DATE | LOCATION | RESULT |
|----------------|----------------|--------|
| April 13, 1985 | Owensboro, Ky. | L, 0-2 |

ALABAMA A&M 3-0**HOME: 3-0 | AWAY: 0-0 | NEUTRAL: 0-0****CURRENT STREAK: Won 3 | MSU RUNS: 28 | AL A&M RUNS: 1**

| DATE | LOCATION | RESULT |
|---------------|-------------------|-------------|
| Feb. 20, 2004 | Starkville, Miss. | W, 13-0 (5) |
| Feb. 22, 2004 | Starkville, Miss. | W, 13-0 (5) |
| Feb. 13, 2016 | Starkville, Miss. | W, 2-1 |

ALABAMA STATE 5-0**HOME: 2-0 | AWAY: 1-0 | NEUTRAL: 2-0****CURRENT STREAK: Won 5 | MSU RUNS: 72 | ASU RUNS: 1**

| DATE | LOCATION | RESULT |
|---------------|-------------------|-------------|
| Mar. 1, 1997 | Troy, Ala. | W, 30-0 (5) |
| Mar. 2, 1997 | Troy, Ala. | W, 18-0 (5) |
| Mar. 2, 2017 | Starkville, Miss. | W, 10-0 (5) |
| Mar. 27, 2018 | Montgomery, Ala. | W, 11-0 |
| Feb. 20, 2019 | Starkville, Miss. | W, 3-1 |

ALCORN STATE 8-0**HOME: 8-0 | AWAY: 1-0 | NEUTRAL: 1-0****CURRENT STREAK: Won 8 | MSU RUNS: 80 | ALCN RUNS: 3**

| DATE | LOCATION | RESULT |
|----------------|-------------------|-------------|
| Feb. 22, 1997 | Monroe, La. | W, 19-0 (5) |
| Feb. 26, 2006 | Starkville, Miss. | W, 9-0 (5) |
| Mar. 29, 2011 | Starkville, Miss. | W, 11-2 (5) |
| Mar. 29, 2011 | Starkville, Miss. | W, 10-1 (5) |
| May 9, 2016 | Starkville, Miss. | W, 8-0 (5) |
| April 18, 2017 | Lorman, Miss. | W, 6-0 |
| April 10, 2018 | Starkville, Miss. | W, 11-0 (5) |
| Feb. 25, 2019 | Starkville, Miss. | W, 6-0 |

ARIZONA 1-3**HOME: 0-0 | AWAY: 0-2 | NEUTRAL: 1-1****CURRENT STREAK: Lost 3 | MSU RUNS: 12 | AZ RUNS: 22**

| DATE | LOCATION | RESULT |
|--------------|----------------|--------|
| Feb. 9, 2002 | Phoenix, Ariz. | W, 7-1 |
| Feb. 9, 2003 | Phoenix, Ariz. | L, 2-9 |
| May 19, 2007 | Tucson, Ariz. | L, 0-8 |
| May 20, 2018 | Tucson, Ariz. | L, 3-4 |

ARIZONA STATE 1-3**HOME: 0-0 | AWAY: 0-1 | NEUTRAL: 1-2****CURRENT STREAK: Lost 3 | MSU RUNS: 8 | ASU RUNS: 13**

| DATE | LOCATION | RESULT |
|---------------|----------------------|--------|
| Feb. 22, 2002 | Columbus, Ga. | W, 2-1 |
| May 16, 2002 | Lafayette, La. | L, 1-4 |
| Feb. 8, 2003 | Phoenix, Ariz. | L, 4-5 |
| Feb. 22, 2018 | Palm Springs, Calif. | L, 1-3 |

ARKANSAS STATE 6-0**HOME: 3-0 | AWAY: 2-0 | NEUTRAL: 1-0****CURRENT STREAK: Won 6 | MSU RUNS: 67 | ASU RUNS: 10**

| DATE | LOCATION | RESULT |
|----------------|-------------------|---------|
| April 14, 1984 | Owensboro, Ky. | W, 8-4 |
| Mar. 26, 1985 | Starkville, Miss. | W, 12-0 |
| Mar. 26, 1985 | Starkville, Miss. | W, 11-2 |
| Mar. 29, 1986 | Starkville, Miss. | W, 15-0 |
| April 10, 1986 | Jonesboro, Ark. | W, 12-4 |
| April 10, 1986 | Jonesboro, Ark. | W, 9-0 |

AUSTIN PEAY 7-0**HOME: 5-0 | AWAY: 0-0 | NEUTRAL: 2-0****CURRENT STREAK: Won 7 | MSU RUNS: 47 | APU RUNS: 6**

| DATE | LOCATION | RESULT |
|---------------|--------------------|-------------|
| Feb. 20, 2000 | Starkville, Miss. | W, 10-1 (5) |
| Feb. 20, 2004 | Starkville, Miss. | W, 4-0 |
| Feb. 21, 2004 | Starkville, Miss. | W, 8-0 (5) |
| Mar. 4, 2007 | Chattanooga, Tenn. | W, 2-0 |
| Feb. 23, 2008 | Macon, Ga. | W, 12-4 (6) |
| Mar. 8, 2008 | Starkville, Miss. | W, 3-1 |
| Feb. 7, 2015 | Starkville, Miss. | W, 8-0 (5) |

BAYLOR 0-6**HOME: 0-0 | AWAY: 0-2 | NEUTRAL: 0-4****CURRENT STREAK: Lost 6 | MSU RUNS: 5 | BAYLOR RUNS: 19**

| DATE | LOCATION | RESULT |
|---------------|-----------------|------------|
| Mar. 3, 2006 | Waco, Texas | L, 0-1 |
| Mar. 5, 2006 | Waco, Texas | L, 1-3 |
| Feb. 28, 2014 | Gulfport, Miss. | L, 0-1 (8) |
| May 15, 2015 | Lafayette, La. | L, 4-8 |
| May 17, 2015 | Lafayette, La. | L, 0-2 |
| Feb. 27, 2016 | Gulfport, Miss. | L, 0-4 |

BELMONT 5-2**HOME: 0-0 | AWAY: 0-2 | NEUTRAL: 0-4****CURRENT STREAK: Lost 2 | MSU RUNS: 39 | BELMONT RUNS: 6**

| DATE | LOCATION | RESULT |
|---------------|-------------------|-------------|
| Feb. 19, 2000 | Starkville, Miss. | W, 8-0 (6) |
| Feb. 6, 2001 | Starkville, Miss. | W, 9-0 (5) |
| Feb. 6, 2001 | Starkville, Miss. | W, 6-1 |
| Feb. 13, 2002 | Starkville, Miss. | W, 11-0 (5) |
| Feb. 13, 2002 | Starkville, Miss. | W, 2-0 |
| Feb. 23, 2013 | Southaven, Miss. | L, 3-4 |
| Feb. 28, 2014 | Gulfport, Miss. | L, 0-1 (10) |

BIRMINGHAM-SOUTHERN 2-0**HOME: 2-0 | AWAY: 0-0 | NEUTRAL: 0-0****CURRENT STREAK: Won 2 | MSU RUNS: 12 | BSU RUNS: 0**

| DATE | LOCATION | RESULT |
|---------------|-------------------|------------|
| Mar. 19, 2003 | Starkville, Miss. | W, 8-0 (5) |
| Mar. 19, 2003 | Starkville, Miss. | W, 4-0 |

BOSTON COLLEGE 1-0**HOME: 1-0 | AWAY: 0-0 | NEUTRAL: 0-0****CURRENT STREAK: Won 1 | MSU RUNS: 4 | BC RUNS: 2**

| DATE | LOCATION | RESULT |
|---------------|-------------|--------|
| Mar. 11, 2000 | Tampa, Fla. | W, 4-2 |

BOWLING GREEN 3-0**HOME: 0-0 | AWAY: 0-0 | NEUTRAL: 3-0****CURRENT STREAK: Won 3 | MSU RUNS: 12 | BGU RUNS: 5**

| DATE | LOCATION | RESULT |
|---------------|---------------|------------|
| Mar. 4, 2006 | Waco, Texas | W, 3-2 (8) |
| Mar. 5, 2006 | Waco, Texas | W, 6-1 |
| Feb. 25, 2011 | Kennesaw, Ga. | W, 3-2 |

BRADLEY 3-1**HOME: 3-1 | AWAY: 0-0 | NEUTRAL: 0-0****CURRENT STREAK: Won 2 | MSU RUNS: 20 | BU RUNS: 14**

| DATE | LOCATION | RESULT |
|---------------|-------------------|---------|
| Mar. 18, 1986 | Starkville, Miss. | W, 2-1 |
| Mar. 18, 1986 | Starkville, Miss. | L, 0-6 |
| Feb. 6, 2004 | Starkville, Miss. | W, 11-6 |
| Feb. 7, 2004 | Starkville, Miss. | W, 7-1 |

BUTLER 1-0**HOME: 1-0 | AWAY: 0-0 | NEUTRAL: 0-0****CURRENT STREAK: Won 1 | MSU RUNS: 2 | BUTLER RUNS: 0**

| DATE | LOCATION | RESULT |
|---------------|-------------------|--------|
| Feb. 19, 2011 | Starkville, Miss. | W, 2-0 |

BYU 2-2**HOME: 0-0 | AWAY: 0-1 | NEUTRAL: 2-1****CURRENT STREAK: Lost 2 | MSU RUNS: 6 | BYU RUNS: 13**

| DATE | LOCATION | RESULT |
|---------------|----------------------|------------|
| Feb. 28, 2004 | Houston, Texas | W, 2-1 |
| Feb. 15, 2007 | Las Vegas, Nev. | W, 1-0 |
| May 17, 2012 | Eugene, Ore. | L, 3-4 (9) |
| May 18, 2017 | Salt Lake City, Utah | L, 0-8 (6) |

CALIFORNIA 2-4**HOME: 0-0 | AWAY: 0-0 | NEUTRAL: 2-4****CURRENT STREAK: Lost 1 | MSU RUNS: 25 | CAL RUNS: 26**

| DATE | LOCATION | RESULT |
|---------------|----------------------|------------|
| Feb. 12, 1999 | Phoenix, Ariz. | L, 4-6 |
| May 21, 2004 | Lincoln, Neb. | L, 1-2 |
| Feb. 25, 2005 | Palm Springs, Calif. | L, 4-9 |
| Feb. 16, 2007 | Las Vegas, Nev. | W, 9-0 (6) |
| Feb. 10, 2008 | Palm Springs, Calif. | W, 4-1 (9) |
| May 15, 2009 | Tallahassee, Fla. | L, 3-8 |

CAL POLY 1-0**HOME: 0-0 | AWAY: 0-0 | NEUTRAL: 1-0****CURRENT STREAK: Lost 1 | MSU RUNS: 2 | CAL POLY RUNS: 5**

| DATE | LOCATION | RESULT |
|---------------|-----------------------|------------|
| Feb. 26, 1998 | Santa Barbara, Calif. | L, 2-5 (8) |

CAL STATE FULLERTON 1-6**HOME: 0-0 | AWAY: 0-0 | NEUTRAL: 1-6****CURRENT STREAK: Lost 4 | MSU RUNS: 10 | CSUF RUNS: 27**

| DATE | LOCATION | RESULT |
|---------------|-------------------------|------------|
| Feb. 12, 2000 | Phoenix, Ariz. | L, 1-5 |
| Feb. 8, 2003 | Phoenix, Ariz. | L, 0-3 |
| Feb. 25, 2005 | Palm Springs, Calif. | W, 5-4 (8) |
| Mar. 12, 2016 | Long Beach, Calif. | L, 0-2 |
| Mar. 13, 2016 | Long Beach, Calif. | L, 2-3 |
| Feb. 17, 2017 | Puerto Vallarta, Mexico | L, 1-6 |
| Feb. 24, 2018 | Palm Springs, Calif. | L, 1-4 |

CARTHAGE COLLEGE 1-1**HOME: 1-1 | AWAY: 0-0 | NEUTRAL: 0-0****CURRENT STREAK: Lost 1 | MSU RUNS: 19 | CC RUNS: 17**

| DATE | LOCATION | RESULT |
|---------------|-------------------|----------|
| Mar. 20, 1982 | Starkville, Miss. | W, 6-1 |
| Mar. 20, 1982 | Starkville, Miss. | L, 13-16 |

CENTENARY 1-0**HOME: 0-0 | AWAY: 1-0 | NEUTRAL: 0-0****CURRENT STREAK: Won 1 | MSU RUNS: 4 | CEN RUNS: 1**

| DATE | LOCATION | RESULT |
|--------------|-----------------|--------|
| Feb. 7, 1999 | Shreveport, La. | W, 4-1 |

NON-CONFERENCE SERIES HISTORIES

CENTRAL ARKANSAS 7-1

HOME: 6-1 | AWAY: 1-0 | NEUTRAL: 0-0

CURRENT STREAK: Won 5 | MSU RUNS: 34 | UCA RUNS: 6

| DATE | LOCATION | RESULT |
|---------------|-------------------|------------|
| Feb. 19, 2014 | Starkville, Miss. | W, 6-0 |
| Mar. 5, 2016 | Starkville, Miss. | W, 4-0 |
| Mar. 23, 2016 | Starkville, Miss. | L, 0-1 |
| Mar. 4, 2017 | Starkville, Miss. | W, 2-1 |
| Mar. 5, 2017 | Starkville, Miss. | W, 8-0 (5) |
| Mar. 15, 2017 | Conway, Ark. | W, 3-1 |
| Mar. 21, 2018 | Starkville, Miss. | W, 7-0 |
| Mar. 26, 2019 | Starkville, Miss. | W, 4-3 |

CENTRAL FLORIDA 1-0

HOME: 0-0 | AWAY: 0-0 | NEUTRAL: 1-0

CURRENT STREAK: Won 1 | MSU RUNS: 11 | UCF RUNS: 3

| DATE | LOCATION | RESULT |
|---------------|----------------------|-------------|
| Feb. 16, 2019 | Puerto Vallarta, Mex | W, 11-3 (5) |

CENTRAL MICHIGAN 0-1

HOME: 0-0 | AWAY: 0-0 | NEUTRAL: 0-1

CURRENT STREAK: Lost 1 | MSU RUNS: 0 | UCM RUNS: 2

| DATE | LOCATION | RESULT |
|--------------|------------------|--------|
| Feb. 7, 2002 | Plant City, Fla. | L, 0-2 |

CHARLESTON SOUTHERN 3-0

HOME: 2-0 | AWAY: 2-0 | NEUTRAL: 0-0

CURRENT STREAK: Won 3 | MSU RUNS: 36 | CHSO RUNS: 11

| DATE | LOCATION | RESULT |
|---------------|-------------------|-------------|
| Mar. 7, 2008 | Starkville, Miss. | W, 19-2 (5) |
| Mar. 8, 2008 | Starkville, Miss. | W, 5-1 |
| Mar. 15, 2013 | Charleston, S.C. | W, 12-4 (5) |

CHATTANOOGA 8-1

HOME: 4-0 | AWAY: 2-1 | NEUTRAL: 2-0

CURRENT STREAK: Won 1 | MSU RUNS: 48 | CHATT RUNS: 19

| DATE | LOCATION | RESULT |
|---------------|--------------------|-------------|
| Feb. 21, 1998 | Starkville, Miss. | W, 8-0 (6) |
| Mar. 7, 1998 | Tampa, Fla. | W, 6-0 |
| Feb. 20, 1999 | Starkville, Miss. | W, 3-1 |
| Feb. 19, 2000 | Starkville, Miss. | W, 7-5 |
| May 18, 2000 | Seattle, Wash. | W, 6-1 |
| Mar. 16, 2004 | Chattanooga, Tenn. | W, 9-0 (5) |
| Mar. 16, 2004 | Chattanooga, Tenn. | W, 2-1 |
| Mar. 3, 2007 | Chattanooga, Tenn. | L, 3-11 (5) |
| Mar. 4, 2016 | Starkville, Miss. | W, 4-0 |

CLEVELAND STATE CC 1-0

HOME: 4-0 | AWAY: 2-1 | NEUTRAL: 2-0

CURRENT STREAK: Won 1 | MSU RUNS: 5 | CSCC RUNS: 2

| DATE | LOCATION | RESULT |
|----------------|-------------------|--------|
| April 26, 1985 | Cookeville, Tenn. | W, 5-2 |

COASTAL CAROLINA 2-1

HOME: 0-0 | AWAY: 2-1 | NEUTRAL: 0-0

CURRENT STREAK: Lost 1 | MSU RUNS: 20 | CCAR RUNS: 12

| DATE | LOCATION | RESULT |
|---------------|--------------|---------|
| Mar. 11, 2003 | Conway, S.C. | W, 4-3 |
| Mar. 12, 2003 | Conway, S.C. | W, 10-2 |
| Mar. 12, 2003 | Conway, S.C. | L, 6-7 |

COLLEGE OF CHARLESTON 2-0

HOME: 0-0 | AWAY: 2-0 | NEUTRAL: 0-0

CURRENT STREAK: Won 2 | MSU RUNS: 20 | COCH RUNS: 1

| DATE | LOCATION | RESULT |
|---------------|------------------|-------------|
| Mar. 14, 2013 | Charleston, S.C. | W, 8-0 (5) |
| Mar. 14, 2013 | Charleston, S.C. | W, 12-1 (5) |

COLLEGE OF NEW JERSEY 0-1

HOME: 0-0 | AWAY: 0-0 | NEUTRAL: 0-1

CURRENT STREAK: Lost 1 | MSU RUNS: 0 | CSCC RUNS: 5

| DATE | LOCATION | RESULT |
|---------------|----------------|--------|
| Mar. 16, 1983 | Columbia, S.C. | L, 0-5 |

COLORADO STATE 2-2

HOME: 1-0 | AWAY: 0-0 | NEUTRAL: 1-2

CURRENT STREAK: Lost 1 | MSU RUNS: 26 | CSU RUNS: 22

| DATE | LOCATION | RESULT |
|---------------|-------------------|-------------|
| Mar. 14, 1997 | San Jose, Calif. | L, 6-11 |
| Feb. 15, 2002 | Starkville, Miss. | W, 10-2 (6) |
| Mar. 23, 2003 | Las Cruces, N.M. | W, 5-3 |
| Mar. 10, 2010 | Fresno, Calif. | L, 5-6 (8) |

COLUMBIA 2-0

HOME: 2-0 | AWAY: 0-0 | NEUTRAL: 0-0

CURRENT STREAK: Won 2 | MSU RUNS: 23 | CLMB RUNS: 5

| DATE | LOCATION | RESULT |
|--------------|-------------------|-------------|
| Mar. 2, 2012 | Starkville, Miss. | W, 11-1 (5) |
| Mar. 3, 2012 | Starkville, Miss. | W, 12-4 (6) |

CONNECTICUT 0-1

HOME: 0-0 | AWAY: 0-0 | NEUTRAL: 0-1

CURRENT STREAK: Lost 1 | MSU RUNS: 3 | UCONN RUNS: 6

| DATE | LOCATION | RESULT |
|---------------|---------------|--------|
| Feb. 23, 2002 | Columbus, Ga. | L, 3-6 |

DELTA STATE 6-0

HOME: 4-0 | AWAY: 0-0 | NEUTRAL: 2-0

CURRENT STREAK: Won 3 | MSU RUNS: 45 | DSU RUNS: 7

| DATE | LOCATION | RESULT |
|----------------|-------------------|---------|
| April 1, 1986 | Itta Bena, Miss. | W, 11-1 |
| April 1, 1986 | Itta Bena, Miss. | W, 9-2 |
| April 22, 1986 | Starkville, Miss. | W, 11-1 |
| April 22, 1986 | Starkville, Miss. | W, 6-2 |
| April 8, 1998 | Starkville, Miss. | W, 1-0 |
| April 6, 1999 | Starkville, Miss. | W, 7-1 |

DEPAUL 0-1

HOME: 0-0 | AWAY: 0-0 | NEUTRAL: 0-1

CURRENT STREAK: Lost 1 | MSU RUNS: 2 | DEPAUL RUNS: 3

| DATE | LOCATION | RESULT |
|---------------|------------------|--------|
| Feb. 25, 2011 | Clearwater, Fla. | L, 2-3 |

DRAKE 1-1

HOME: 1-1 | AWAY: 0-0 | NEUTRAL: 0-0

CURRENT STREAK: Won 1 | MSU RUNS: 1 | DRAKE RUNS: 1

| DATE | LOCATION | RESULT |
|---------------|-------------------|------------|
| Feb. 16, 2018 | Starkville, Miss. | L, 0-1 (8) |
| Feb. 18, 2018 | Starkville, Miss. | W, 1-0 |

DREXEL 1-0

HOME: 1-0 | AWAY: 0-0 | NEUTRAL: 0-0

CURRENT STREAK: Won 1 | MSU RUNS: 4 | DREXEL RUNS: 1

| DATE | LOCATION | RESULT |
|---------------|-------------------|--------|
| Feb. 18, 2001 | Starkville, Miss. | W, 4-1 |

DUKE 1-0

HOME: 0-0 | AWAY: 1-0 | NEUTRAL: 0-0

CURRENT STREAK: Won 1 | MSU RUNS: 3 | DUKE RUNS: 2

| DATE | LOCATION | RESULT |
|--------------|---------------|------------|
| Mar. 2, 2019 | Durham, N. C. | W, 3-2 (9) |

EAST TENNESSEE STATE 3-0

HOME: 2-0 | AWAY: 0-0 | NEUTRAL: 1-0

CURRENT STREAK: Won 3 | MSU RUNS: 24 | ETS RUNS: 1

| DATE | LOCATION | RESULT |
|---------------|-------------------|------------|
| Feb. 17, 2006 | Starkville, Miss. | W, 9-1 (6) |
| Feb. 19, 2006 | Starkville, Miss. | W, 6-0 |
| Mar. 13, 2010 | Fresno, Calif. | W, 9-0 (5) |

EASTERN CONNECTICUT STATE 0-1

HOME: 0-0 | AWAY: 0-0 | NEUTRAL: 0-1

CURRENT STREAK: Lost 1 | MSU RUNS: 1 | ECS RUNS: 2

| DATE | LOCATION | RESULT |
|---------------|----------------|--------|
| Mar. 15, 1983 | Columbia, S.C. | L, 1-2 |

EASTERN ILLINOIS 2-0

HOME: 2-0 | AWAY: 0-0 | NEUTRAL: 0-0

CURRENT STREAK: Won 2 | MSU RUNS: 12 | EIU RUNS: 1

| DATE | LOCATION | RESULT |
|---------------|-------------------|------------|
| Mar. 3, 2012 | Starkville, Miss. | W, 8-0 (5) |
| Feb. 24, 2017 | Starkville, Miss. | W, 4-1 |

EASTERN MICHIGAN 1-0

HOME: 0-0 | AWAY: 0-0 | NEUTRAL: 1-0

CURRENT STREAK: Won 1 | MSU RUNS: 1 | ETS RUNS: 0

| DATE | LOCATION | RESULT |
|---------------|-------------------|--------|
| Mar. 20, 1986 | Tallahassee, Fla. | W, 1-0 |

EVANSVILLE 3-1

HOME: 2-1 | AWAY: 0-0 | NEUTRAL: 1-0

CURRENT STREAK: Won 2 | MSU RUNS: 17 | UEV RUNS: 5

| DATE | LOCATION | RESULT |
|---------------|-----------------------|------------|
| Feb. 28, 1998 | Santa Barbara, Calif. | W, 7-2 |
| Feb. 19, 1999 | Starkville, Miss. | L, 2-3 (8) |
| Feb. 20, 1999 | Starkville, Miss. | W, 1-0 (8) |
| Feb. 21, 1999 | Starkville, Miss. | W, 7-0 |

FAIRLEIGH DICKINSON 1-0

HOME: 0-0 | AWAY: 0-0 | NEUTRAL: 1-0

CURRENT STREAK: Won 1 | MSU RUNS: 21 | FDU RUNS: 6

| DATE | LOCATION | RESULT |
|---------------|----------------|---------|
| Mar. 15, 1983 | Columbia, S.C. | W, 21-6 |

FLORIDA A&M 4-2

HOME: 2-0 | AWAY: 1-1 | NEUTRAL: 1-1

CURRENT STREAK: Won 1 | MSU RUNS: 39 | FAMU RUNS: 16

| DATE | LOCATION | RESULT |
|---------------|-------------------|---------|
| Mar. 7, 1984 | Starkville, Miss | W, 11-0 |
| Mar. 7, 1984 | Starkville, Miss | W, 11-8 |
| Mar. 17, 1984 | Tallahassee, Fla. | W, 5-2 |
| Mar. 22, 1985 | Tallahassee, Fla. | L, 0-1 |
| Mar. 5, 1998 | Tampa, Fla. | L, 8-3 |
| Mar. 4, 2005 | Marietta, Ga. | W, 4-2 |

NON-CONFERENCE SERIES HISTORIES

FLORIDA ATLANTIC

3-3

HOME: 0-0 | AWAY: 2-0 | NEUTRAL: 1-3

CURRENT STREAK: Won 2 | MSU RUNS: 19 | FAU RUNS: 13

| DATE | LOCATION | RESULT |
|---------------|------------------|---------|
| Mar. 6, 1999 | Tampa, Fla. | W, 10-2 |
| Mar. 10, 2001 | Tampa, Fla. | L, 2-3 |
| Mar. 7, 2002 | Plant City, Fla. | L, 0-6 |
| May 21, 2004 | Lincoln, Neb. | L, 0-1 |
| Feb. 13, 2014 | Boca Raton, Fla. | W, 2-1 |
| Feb. 13, 2014 | Boca Raton, Fla. | W, 5-0 |

FLORIDA GULF COAST

1-1

HOME: 0-0 | AWAY: 0-0 | NEUTRAL: 1-1

CURRENT STREAK: Won 1 | MSU RUNS: 9 | FGC RUNS: 11

| DATE | LOCATION | RESULT |
|---------------|-------------------------|--------|
| Mar. 5, 2009 | Honolulu, Hawai'i | L, 3-8 |
| Feb. 18, 2017 | Puerto Vallarta, Mexico | W, 6-3 |

FLORIDA INTERNATIONAL

2-0

HOME: 0-0 | AWAY: 0-0 | NEUTRAL: 2-0

CURRENT STREAK: Won 2 | MSU RUNS: 7 | CSU RUNS: 6

| DATE | LOCATION | RESULT |
|--------------|------------------|------------|
| Mar. 9, 2002 | Plant City, Fla. | W, 3-2 (8) |
| May 15, 2003 | Lincoln, Neb. | W, 4-2 |

FLORIDA STATE

7-7

HOME: 0-2 | AWAY: 3-3 | NEUTRAL: 4-2

CURRENT STREAK: Lost 1 | MSU RUNS: 40 | FSU RUNS: 50

| DATE | LOCATION | RESULT |
|---------------|-------------------|-------------|
| Mar. 8, 1984 | Starkville, Miss. | L, 0-1 (9) |
| Mar. 8, 1984 | Starkville, Miss. | L, 2-6 |
| Mar. 16, 1984 | Tallahassee, Fla. | L, 0-5 |
| Mar. 21, 1986 | Tallahassee, Fla. | L, 1-3 |
| Mar. 4, 1999 | Tampa, Fla. | W, 2-1 |
| Mar. 4, 2000 | Columbus, Ga. | W, 4-0 |
| Mar. 3, 2002 | Tallahassee, Fla. | W, 2-0 |
| Feb. 28, 2003 | Tallahassee, Fla. | W, 3-1 |
| Feb. 23, 2007 | Columbus, Ga. | L, 2-4 |
| Feb. 15, 2009 | Tallahassee, Fla. | W, 5-4 |
| May 16, 2009 | Tallahassee, Fla. | L, 0-5 |
| Mar. 11, 2011 | Tuscaloosa, Ala. | W, 9-8 (10) |
| Mar. 12, 2011 | Tuscaloosa, Ala. | W, 8-7 |
| May 17, 2013 | Mobile, Ala. | L, 2-5 |

FORDHAM

2-1

HOME: 1-0 | AWAY: 0-0 | NEUTRAL: 1-1

CURRENT STREAK: Lost 1 | MSU RUNS: 17 | FOR RUNS: 14

| DATE | LOCATION | RESULT |
|---------------|----------------------|------------|
| Feb. 16, 2008 | Starkville, Miss. | W, 6-5 (8) |
| Mar. 2, 2013 | Orlando, Fla. | W, 8-0 (5) |
| May 19, 2017 | Salt Lake City, Utah | L, 3-9 |

FRESNO STATE

1-3

HOME: 0-0 | AWAY: 0-1 | NEUTRAL: 1-2

CURRENT STREAK: Won 1 | MSU RUNS: 10 | FRES RUNS: 19

| DATE | LOCATION | RESULT |
|---------------|-------------------------|-------------|
| Feb. 11, 2000 | Phoenix, Ariz. | L, 2-4 |
| Feb. 24, 2002 | Columbus, Ga. | L, 1-3 |
| Mar. 14, 2010 | Fresno, Calif. | L, 3-11 (5) |
| Feb. 16, 2017 | Puerto Vallarta, Mexico | W, 4-1 |

GEORGE MASON

0-1

HOME: 0-0 | AWAY: 0-0 | NEUTRAL: 0-1

CURRENT STREAK: Lost 1 | MSU RUNS: 8 | GMU RUNS: 13

| DATE | LOCATION | RESULT |
|---------------|-------------------|---------|
| Mar. 16, 1984 | Tallahassee, Fla. | L, 8-13 |

GEORGETOWN

0-1

HOME: 2-0 | AWAY: 0-0 | NEUTRAL: 1-0

CURRENT STREAK: Won 3 | MSU RUNS: 22 | GTWN RUNS: 8

| DATE | LOCATION | RESULT |
|---------------|-------------------|------------|
| Mar. 29, 2008 | Starkville, Miss. | W, 8-0 (5) |
| Mar. 30, 2008 | Starkville, Miss. | W, 7-2 |
| Mar. 13, 2010 | Fresno, Calif. | W, 7-6 |

GEORGIA SOUTHERN

8-0

HOME: 3-0 | AWAY: 2-0 | NEUTRAL: 3-0

CURRENT STREAK: Won 3 | MSU RUNS: 49 | GASO RUNS: 18

| DATE | LOCATION | RESULT |
|----------------|-------------------|------------|
| Mar. 24, 1998 | Starkville, Miss. | W, 7-1 |
| Mar. 24, 1998 | Starkville, Miss. | W, 9-1 (5) |
| Mar. 10, 2000 | Tampa, Fla. | W, 4-3 |
| Mar. 8, 2001 | Tampa, Fla. | W, 3-2 (9) |
| Mar. 5, 2005 | Marietta, Ga. | W, 7-4 |
| April 25, 2015 | Statesboro, Ga. | W, 6-2 |
| April 26, 2015 | Statesboro, Ga. | W, 7-5 (9) |
| Feb. 11, 2016 | Starkville, Miss. | W, 6-0 |

GEORGIA STATE

4-2

HOME: 4-1 | AWAY: 0-0 | NEUTRAL: 0-1

CURRENT STREAK: Lost 1 | MSU RUNS: 38 | GSU RUNS: 13

| DATE | LOCATION | RESULT |
|---------------|-------------------|-------------|
| Mar. 15, 1985 | Starkville, Miss. | W, 17-1 |
| Mar. 28, 1986 | Starkville, Miss. | W, 2-0 |
| Feb. 26, 2011 | Kennesaw, Ga. | L, 5-8 |
| Feb. 9, 2013 | Starkville, Miss. | W, 9-1 (5) |
| Feb. 10, 2017 | Starkville, Miss. | W, 4-0 |
| Feb. 12, 2017 | Starkville, Miss. | L, 1-3 (12) |

GEORGIA TECH

11-3

HOME: 7-1 | AWAY: 0-0 | NEUTRAL: 0-1

CURRENT STREAK: Lost 1 | MSU RUNS: 62 | GT RUNS: 36

| DATE | LOCATION | RESULT |
|----------------|-------------------|-------------|
| April 21, 1999 | Atlanta, Ga. | W, 5-0 |
| April 19, 2000 | Starkville, Miss. | W, 3-2 |
| April 19, 2001 | Atlanta, Ga. | W, 3-2 |
| April 19, 2001 | Atlanta, Ga. | W, 4-1 (10) |
| April 18, 2002 | Starkville, Miss. | W, 7-4 |
| April 18, 2002 | Starkville, Miss. | W, 3-0 |
| April 14, 2003 | Atlanta, Ga. | L, 1-9 (5) |
| April 14, 2003 | Atlanta, Ga. | L, 3-5 |
| May 8, 2004 | Starkville, Miss. | W, 10-2 (6) |
| May 8, 2004 | Starkville, Miss. | W, 1-0 |
| Feb. 25, 2012 | Clearwater, Fla. | W, 5-3 |
| Feb. 23, 2019 | Starkville, Miss. | W, 4-2 |
| Feb. 24, 2019 | Starkville, Miss. | W, 9-0 (5) |
| Feb. 25, 2019 | Starkville, Miss. | L, 4-6 |

GRAMBLING

3-0

HOME: 0-0 | AWAY: 2-0 | NEUTRAL: 1-0

CURRENT STREAK: Won 3 | MSU RUNS: 29 | GRAM RUNS: 8

| DATE | LOCATION | RESULT |
|----------------|----------------|---------|
| Mar. 29, 1985 | Columbus, Ga. | W, 11-2 |
| April 20, 1985 | Grambling, La. | W, 6-5 |
| April 20, 1985 | Grambling, La. | W, 11-1 |

HAWAII

1-3

HOME: 0-0 | AWAY: 1-0 | NEUTRAL: 0-3

CURRENT STREAK: Won 1 | MSU RUNS: 27 | HAW RUNS: 29

| DATE | LOCATION | RESULT |
|---------------|-------------------|----------|
| Feb. 17, 2007 | Las Vegas, Nev. | L, 2-3 |
| May 16, 2008 | Tempe, Ariz. | L, 7-9 |
| May 17, 2008 | Tempe, Ariz. | L, 4-7 |
| Mar. 6, 2009 | Honolulu, Hawai'i | W, 14-11 |

HOFSTRA

3-1

HOME: 0-0 | AWAY: 0-0 | NEUTRAL: 3-1

CURRENT STREAK: Won 1 | MSU RUNS: 22 | HOF RUNS: 7

| DATE | LOCATION | RESULT |
|---------------|-----------------|------------|
| Mar. 7, 1998 | Tampa, Fla. | W, 8-3 |
| Mar. 5, 1999 | Tampa, Fla. | W, 4-1 |
| Feb. 26, 2010 | Columbus, Ga. | L, 1-2 |
| Mar. 1, 2013 | Kissimmee, Fla. | W, 9-1 (6) |

HOUSTON

2-2

HOME: 2-0 | AWAY: 0-2 | NEUTRAL: 0-0

CURRENT STREAK: Won 2 | MSU RUNS: 22 | UH RUNS: 11

| DATE | LOCATION | RESULT |
|---------------|-------------------|------------|
| Feb. 27, 2004 | Houston, Texas | L, 1-3 |
| May 6, 2013 | Houston, Texas | L, 5-6 |
| Feb. 12, 2016 | Starkville, Miss. | W, 9-1 (6) |
| Feb. 14, 2016 | Starkville, Miss. | W, 7-1 |

IDAHO STATE

0-1

HOME: 0-0 | AWAY: 0-0 | NEUTRAL: 0-1

CURRENT STREAK: Lost 1 | MSU RUNS: 0 | IDST RUNS: 8

| DATE | LOCATION | RESULT |
|---------------|---------------------|--------|
| Mar. 27, 1982 | Bartlesville, Okla. | L, 0-8 |

ILLINOIS

2-0

HOME: 2-0 | AWAY: 0-0 | NEUTRAL: 1-0

CURRENT STREAK: Won 2 | MSU RUNS: 21 | ILL RUNS: 6

| DATE | LOCATION | RESULT |
|--------------|-------------------|-------------|
| Mar. 9, 2018 | Starkville, Miss. | W, 9-5 |
| Mar. 9, 2018 | Starkville, Miss. | W, 12-1 (5) |

ILLINOIS CENTRAL COLLEGE

1-0

HOME: 0-0 | AWAY: 0-0 | NEUTRAL: 1-0

CURRENT STREAK: Won 1 | MSU RUNS: 5 | ILL RUNS: 3

| DATE | LOCATION | RESULT |
|----------------|----------------|--------|
| April 13, 1985 | Owensboro, Ky. | W, 5-3 |

ILLINOIS-CHICAGO

3-1

HOME: 0-0 | AWAY: 0-0 | NEUTRAL: 3-1

CURRENT STREAK: Won 1 | MSU RUNS: 17 | ILCH RUNS: 10

| DATE | LOCATION | RESULT |
|---------------|------------------|--------|
| Mar. 11, 2000 | Tampa, Fla. | W, 4-2 |
| Feb. 22, 2003 | Las Cruces, N.M. | W, 4-1 |
| Feb. 11, 2011 | Las Vegas, Nev. | L, 4-5 |
| Feb. 13, 2011 | Las Vegas, Nev. | W, 5-2 |

ILLINOIS STATE

1-1

HOME: 0-0 | AWAY: 0-0 | NEUTRAL: 1-1

CURRENT STREAK: Won 1 | MSU RUNS: 9 | ILST RUNS: 5

| DATE | LOCATION | RESULT |
|----------------|---------------|--------|
| April 15, 1983 | Ruston, La. | L, 0-2 |
| Feb. 28, 2010 | Columbus, Ga. | W, 9-3 |

NON-CONFERENCE SERIES HISTORIES

INCARNATE WORD

1-0

HOME: 0-0 | AWAY: 0-0 | NEUTRAL: 1-0

CURRENT STREAK: Won 1 | MSU RUNS: 6 | IW RUNS: 0

| DATE | LOCATION | RESULT |
|---------------|-----------------|--------|
| Feb. 27, 2016 | Gulfport, Miss. | W, 6-0 |

INDIANA STATE

1-0

HOME: 1-0 | AWAY: 0-0 | NEUTRAL: 0-0

CURRENT STREAK: Won 1 | MSU RUNS: 2 | INST RUNS: 1

| DATE | LOCATION | RESULT |
|--------------|-------------------|--------|
| Mar. 6, 2007 | Starkville, Miss. | W, 2-1 |

IONA

1-0

HOME: 1-0 | AWAY: 0-0 | NEUTRAL: 0-0

CURRENT STREAK: Won 1 | MSU RUNS: 10 | INST RUNS: 0

| DATE | LOCATION | RESULT |
|--------------|-------------------|-------------|
| Feb. 7, 2009 | Starkville, Miss. | W, 10-0 (5) |

IOWA

4-2

HOME: 3-0 | AWAY: 0-0 | NEUTRAL: 1-2

CURRENT STREAK: Won 4 | MSU RUNS: 21 | IOWA RUNS: 12

| DATE | LOCATION | RESULT |
|---------------|-------------------|------------|
| April 3, 1982 | Springfield, Mo. | L, 1-6 |
| Mar. 5, 1998 | Tampa, Fla. | L, 2-4 |
| May 20, 2004 | Lincoln, Neb. | W, 2-1 (8) |
| Feb. 21, 2014 | Starkville, Miss. | W, 2-0 |
| Feb. 22, 2014 | Starkville, Miss. | W, 5-0 |
| Feb. 23, 2014 | Starkville, Miss. | W, 9-1 (5) |

IOWA STATE

1-2

HOME: 1-1 | AWAY: 0-0 | NEUTRAL: 0-1

CURRENT STREAK: Lost 1 | MSU RUNS: 13 | ISU RUNS: 23

| DATE | LOCATION | RESULT |
|---------------|---------------------|---------|
| Mar. 26, 1982 | Bartlesville, Okla. | L, 1-12 |
| Feb. 9, 2007 | Starkville, Miss. | W, 9-3 |
| Feb. 10, 2007 | Starkville, Miss. | L, 3-8 |

IPFW

1-0

HOME: 0-0 | AWAY: 0-0 | NEUTRAL: 1-0

CURRENT STREAK: Won 1 | MSU RUNS: 5 | IPFW RUNS: 1

| DATE | LOCATION | RESULT |
|---------------|------------------|--------|
| Feb. 22, 2003 | Las Cruces, N.M. | W, 5-1 |

JACKSON STATE

9-0

HOME: 7-0 | AWAY: 2-0 | NEUTRAL: 0-0

CURRENT STREAK: Won 9 | MSU RUNS: 100 | JSU RUNS: 14

| DATE | LOCATION | RESULT |
|----------------|-------------------|-------------|
| Feb. 7, 2004 | Starkville, Miss. | W, 25-2 (5) |
| Feb. 8, 2004 | Starkville, Miss. | W, 18-3 (5) |
| April 9, 2009 | Starkville, Miss. | W, 9-0 (5) |
| April 9, 2009 | Starkville, Miss. | W, 3-0 |
| Feb. 29, 2012 | Jackson, Miss. | W, 11-2 (6) |
| April 10, 2012 | Starkville, Miss. | W, 12-3 (5) |
| April 12, 2013 | Starkville, Miss. | W, 2-0 |
| April 15, 2014 | Jackson, Miss. | W, 6-4 |
| April 5, 2017 | Starkville, Miss. | W, 14-0 (6) |

JACKSONVILLE

2-0

HOME: 0-0 | AWAY: 0-0 | NEUTRAL: 2-0

CURRENT STREAK: Won 2 | MSU RUNS: 16 | JAC RUNS: 0

| DATE | LOCATION | RESULT |
|---------------|-------------|------------|
| Feb. 10, 2006 | Tampa, Fla. | W, 8-0 (5) |
| Feb. 11, 2006 | Tampa, Fla. | W, 8-0 (5) |

JACKSONVILLE STATE

11-3

HOME: 7-2 | AWAY: 2-0 | NEUTRAL: 2-1

CURRENT STREAK: Won 5 | MSU RUNS: 84 | JVST RUNS: 33

| DATE | LOCATION | RESULT |
|----------------|--------------------|-------------|
| Feb. 20, 1998 | Starkville, Miss. | W, 3-0 |
| Feb. 27, 1999 | Starkville, Miss. | L, 3-6 |
| Feb. 27, 1999 | Starkville, Miss. | W, 4-0 |
| Mar. 12, 1999 | Starkville, Miss. | L, 6-7 (8) |
| Mar. 15, 2000 | Starkville, Miss. | W, 6-0 |
| Mar. 15, 2000 | Starkville, Miss. | W, 5-1 |
| April 21, 2001 | Jacksonville, Ala. | W, 3-2 |
| April 24, 2002 | Starkville, Miss. | W, 10-1 (5) |
| Feb. 16, 2003 | Oxford, Miss. | L, 1-9 (6) |
| Feb. 11, 2012 | Mobile, Ala. | W, 8-1 |
| Mar. 12, 2013 | Jacksonville, Ala. | W, 7-2 |
| Feb. 8, 2014 | Starkville, Miss. | W, 9-1 (6) |
| Feb. 9, 2014 | Starkville, Miss. | W, 8-0 (5) |
| April 3, 2019 | Huntsville, Ala. | W, 11-3 (6) |

KANSAS

1-2

HOME: 0-0 | AWAY: 0-0 | NEUTRAL: 1-2

CURRENT STREAK: Won 1 | MSU RUNS: 10 | KU RUNS: 16

| DATE | LOCATION | RESULT |
|---------------|-------------------|--------|
| April 3, 1982 | Springfield, Mo. | L, 1-9 |
| Mar. 3, 2002 | Tallahassee, Fla. | L, 3-4 |
| Mar. 2, 2019 | Durham, N.C. | W, 6-3 |

KENNESAW STATE

2-3

HOME: 2-1 | AWAY: 0-2 | NEUTRAL: 0-0

CURRENT STREAK: Won 1 | MSU RUNS: 15 | KENN RUNS: 11

| DATE | LOCATION | RESULT |
|---------------|-------------------|------------|
| Feb. 10, 2007 | Starkville, Miss. | W, 6-0 |
| Feb. 6, 2009 | Starkville, Miss. | L, 0-4 |
| Feb. 26, 2011 | Kennesaw, Ga. | L, 2-3 |
| Mar. 11, 2014 | Kennesaw, Ga. | L, 1-2 (8) |
| March 4, 2015 | Starkville, Miss. | W, 6-2 |

KENT STATE

0-2

HOME: 0-0 | AWAY: 0-0 | NEUTRAL: 0-2

CURRENT STREAK: Lost 2 | MSU RUNS: 11 | KENT RUNS: 19

| DATE | LOCATION | RESULT |
|---------------|------------------|---------|
| Mar. 12, 1982 | Baton Rouge, La. | L, 3-10 |
| Mar. 12, 1982 | Baton Rouge, La. | L, 8-9 |

KENTUCKY WESLEYAN

6-0

HOME: 4-0 | AWAY: 2-0 | NEUTRAL: 0-0

CURRENT STREAK: Won 6 | MSU RUNS: 37 | KYW RUNS: 14

| DATE | LOCATION | RESULT |
|----------------|-------------------|---------|
| April 14, 1984 | Owensboro, Ky. | W, 4-3 |
| Mar. 9, 1985 | Starkville, Miss. | W, 8-5 |
| Mar. 9, 1985 | Starkville, Miss. | W, 7-2 |
| April 12, 1985 | Owensboro, Ky. | W, 4-2 |
| Mar. 8, 1986 | Starkville, Miss. | W, 3-0 |
| Mar. 8, 1986 | Starkville, Miss. | W, 11-2 |

LAMAR

1-0

HOME: 1-0 | AWAY: 0-0 | NEUTRAL: 0-0

CURRENT STREAK: Won 1 | MSU RUNS: 6 | LAM RUNS: 3

| DATE | LOCATION | RESULT |
|--------------|-------------------|--------|
| Mar. 2, 2018 | Starkville, Miss. | W, 6-3 |

LINCOLN COLLEGE

1-0

HOME: 0-0 | AWAY: 0-0 | NEUTRAL: 1-0

CURRENT STREAK: Won 1 | MSU RUNS: 7 | LIN COL RUNS: 4

| DATE | LOCATION | RESULT |
|----------------|-------------------|--------|
| April 27, 1985 | Cookeville, Tenn. | W, 7-4 |

LIPSCOMB

3-0

HOME: 1-0 | AWAY: 1-0 | NEUTRAL: 1-0

CURRENT STREAK: Won 3 | MSU RUNS: 8 | LIP RUNS: 4

| DATE | LOCATION | RESULT |
|----------------|-------------------|-------------|
| Feb. 10, 2012 | Mobile, Ala. | W, 3-1 |
| Feb. 17, 2013 | Starkville, Miss. | W, 4-3 (10) |
| March 31, 2015 | Nashville, Tenn. | W, 1-0 |

LONG BEACH STATE

1-1

HOME: 0-0 | AWAY: 0-1 | NEUTRAL: 1-0

CURRENT STREAK: Lost 1 | MSU RUNS: 14 | LBS RUNS: 7

| DATE | LOCATION | RESULT |
|---------------|--------------------|---------|
| Mar. 11, 2006 | Lakewood, Calif. | W, 13-2 |
| Mar. 12, 2016 | Long Beach, Calif. | L, 1-5 |

LONG ISLAND

3-0

HOME: 0-0 | AWAY: 0-0 | NEUTRAL: 3-0

CURRENT STREAK: Won 3 | MSU RUNS: 8 | LI RUNS: 1

| DATE | LOCATION | RESULT |
|---------------|------------------|-------------|
| Mar. 2, 2013 | Orlando, Fla. | W, 2-0 |
| Feb. 14, 2014 | Boca Raton, Fla. | W, 5-1 |
| Feb. 15, 2014 | Boca Raton, Fla. | W, 1-0 (11) |

LONGWOOD

1-0

HOME: 1-0 | AWAY: 0-0 | NEUTRAL: 0-0

CURRENT STREAK: Won 1 | MSU RUNS: 3 | LWD RUNS: 1

| DATE | LOCATION | RESULT |
|--------------|-------------------|--------|
| Mar. 5, 2016 | Starkville, Miss. | W, 3-1 |

LOUISIANA

3-12

HOME: 1-5 | AWAY: 2-5 | NEUTRAL: 0-2

CURRENT STREAK: Lost 6 | MSU RUNS: 47 | UL RUNS: 76

| DATE | LOCATION | RESULT |
|---------------|-------------------|------------|
| Mar. 19, 1982 | Starkville, Miss. | W, 13-3 |
| Mar. 19, 1982 | Starkville, Miss. | L, 9-15 |
| Feb. 26, 1983 | Lafayette, La. | L, 1-2 |
| Feb. 26, 1983 | Lafayette, La. | L, 1-6 |
| April 7, 1984 | Starkville, Miss. | L, 0-1 |
| April 7, 1984 | Starkville, Miss. | L, 2-3 |
| Feb. 28, 1986 | Thibodaux, La. | L, 1-2 |
| April 7, 1986 | Lafayette, La. | W, 3-0 |
| April 7, 1986 | Lafayette, La. | W, 5-1 |
| May 2, 1999 | Starkville, Miss. | L, 1-7 |
| May 2, 1999 | Starkville, Miss. | L, 2-4 |
| May 18, 2002 | Lafayette, La. | L, 3-10 |
| Feb. 12, 2005 | Lafayette, La. | L, 2-7 |
| Feb. 24, 2012 | Clearwater, Fla. | L, 3-6 |
| Feb. 13, 2013 | Lafayette, La. | L, 1-9 (6) |

*Until 1999, known as University of Southwestern Louisiana

NON-CONFERENCE SERIES HISTORIES

LOUISIANA-MONROE

12-6

HOME: 8-2 | AWAY: 3-4 | NEUTRAL: 1-0

CURRENT STREAK: Won 4 | MSU RUNS: 73 | ULM RUNS: 47

| DATE | LOCATION | RESULT |
|----------------|------------------------|-------------|
| Mar. 13, 1983 | Starkville, Miss. | L, 0-3 |
| Mar. 13, 1983 | Starkville, Miss. | W, 4-3 |
| April 10, 1984 | Monroe, La. | L, 2-3 |
| April 10, 1984 | Monroe, La. | L, 0-1 |
| Feb. 23, 1997 | Monroe, La. | L, 1-5 |
| April 23, 1998 | Starkville, Miss. | L, 0-6 |
| April 23, 1998 | Starkville, Miss. | W, 1-0 |
| April 14, 1998 | Monroe, La. | W, 11-0 (6) |
| April 14, 1998 | Monroe, La. | W, 7-5 |
| April 15, 1999 | Starkville, Miss. | W, 9-1 (5) |
| April 15, 1999 | Starkville, Miss. | W, 3-2 (9) |
| April 11, 2000 | Monroe, La. | L, 1-2 |
| April 11, 2000 | Monroe, La. | W, 3-2 |
| Feb. 20, 2001 | Starkville, Miss. | W, 2-1 (9) |
| Feb. 20, 2001 | Starkville, Miss. | W, 8-5 |
| Feb. 7, 2009 | Starkville, Miss. | W, 5-3 |
| Feb. 8, 2009 | Starkville, Miss. | W, 12-5 |
| Feb. 19, 2010 | College Station, Texas | W, 4-0 |

LOUISIANA TECH

13-9

HOME: 11-7 | AWAY: 1-2 | NEUTRAL: 1-0

CURRENT STREAK: Won 13 | MSU RUNS: 76 | LT RUNS: 72

| DATE | LOCATION | RESULT |
|----------------|-------------------|-------------|
| April 23, 1983 | Starkville, Miss. | L, 0-4 |
| April 23, 1983 | Starkville, Miss. | L, 0-9 |
| Mar. 10, 1984 | Starkville, Miss. | L, 0-4 |
| Mar. 10, 1984 | Starkville, Miss. | L, 1-9 |
| April 19, 1985 | Ruston, La. | L, 0-3 |
| April 19, 1985 | Ruston, La. | L, 2-5 |
| April 12, 1986 | Starkville, Miss. | L, 1-2 |
| April 12, 1986 | Starkville, Miss. | L, 0-1 |
| April 25, 1997 | Starkville, Miss. | L, 2-5 |
| April 25, 1997 | Starkville, Miss. | W, 3-2 (10) |
| Feb. 6, 2004 | Starkville, Miss. | W, 6-1 |
| Feb. 8, 2004 | Starkville, Miss. | W, 1-0 |
| Feb. 4, 2005 | Starkville, Miss. | W, 9-0 (5) |
| Feb. 6, 2005 | Starkville, Miss. | W, 9-7 |
| Mar. 10, 2008 | Starkville, Miss. | W, 5-2 |
| Feb. 18, 2011 | Starkville, Miss. | W, 3-2 |
| Mar. 2, 2012 | Starkville, Miss. | W, 8-0 (5) |
| Feb. 12, 2015 | Starkville, Miss. | W, 6-4 |
| April 13, 2016 | Ruston, La. | W, 3-2 |
| Mar. 24, 2017 | Norman, Okla. | W, 5-4 |
| Mar. 8, 2019 | Starkville, Miss. | W, 15-0 (5) |
| Mar. 10, 2019 | Starkville, Miss. | W, 3-0 |

LUTHER COLLEGE

1-1

HOME: 1-1 | AWAY: 0-0 | NEUTRAL: 0-0

CURRENT STREAK: Lost 1 | MSU RUNS: 7 | LC RUNS: 8

| DATE | LOCATION | RESULT |
|---------------|-------------------|--------|
| Mar. 23, 1984 | Starkville, Miss. | W, 3-2 |
| Mar. 23, 1984 | Starkville, Miss. | L, 4-6 |

MAINE

1-0

HOME: 0-0 | AWAY: 0-0 | NEUTRAL: 1-0

CURRENT STREAK: Won 1 | MSU RUNS: 7 | MA RUNS: 0

| DATE | LOCATION | RESULT |
|---------------|-------------------|--------|
| Mar. 23, 1985 | Tallahassee, Fla. | W, 7-0 |

MARSHALL

3-0

HOME: 3-0 | AWAY: 0-0 | NEUTRAL: 0-0

CURRENT STREAK: Won 3 | MSU RUNS: 15 | MRSH RUNS: 1

| DATE | LOCATION | RESULT |
|---------------|-------------------|------------|
| Mar. 29, 2014 | Starkville, Miss. | W, 4-0 |
| Mar. 29, 2014 | Starkville, Miss. | W, 2-0 |
| Mar. 30, 2014 | Starkville, Miss. | W, 9-1 (5) |

MARYLAND

3-0

HOME: 0-0 | AWAY: 0-0 | NEUTRAL: 3-0

CURRENT STREAK: Won 3 | MSU RUNS: 15 | UMD RUNS: 9

| DATE | LOCATION | RESULT |
|---------------|---------------|--------|
| Feb. 27, 2010 | Columbus, Ga. | W, 5-4 |
| Mar. 1, 2013 | Orlando, Fla. | W, 4-3 |
| Feb. 27, 2015 | Orlando, Fla. | W, 6-2 |

MASSACHUSETTS

4-1

HOME: 1-0 | AWAY: 0-0 | NEUTRAL: 3-1

CURRENT STREAK: Won 1 | MSU RUNS: 24 | MASS RUNS: 11

| DATE | LOCATION | RESULT |
|---------------|-------------------|------------|
| Mar. 4, 2000 | Columbus, Ga. | W, 7-0 |
| Mar. 11, 2000 | Tampa, Fla. | W, 4-1 |
| Mar. 2, 2008 | Columbus, Ga. | W, 3-2 |
| Feb. 26, 2010 | Columbus, Ga. | L, 6-7 (9) |
| Mar. 3, 2017 | Starkville, Miss. | W, 4-1 |

MASSACHUSETTS LOWELL

2-0

HOME: 2-0 | AWAY: 0-0 | NEUTRAL: 0-0

CURRENT STREAK: Won 2 | MSU RUNS: 20 | UML RUNS: 1

| DATE | LOCATION | RESULT |
|---------------|-------------------|-------------|
| Mar. 10, 2018 | Starkville, Miss. | W, 9-1 (6) |
| Mar. 11, 2018 | Starkville, Miss. | W, 11-0 (5) |

MCNEESE STATE

3-1

HOME: 1-0 | AWAY: 0-0 | NEUTRAL: 2-1

CURRENT STREAK: Won 1 | MSU RUNS: 15 | MCS RUNS: 10

| DATE | LOCATION | RESULT |
|---------------|-------------------|--------|
| Mar. 25, 1997 | Starkville, Miss. | W, 3-2 |
| Feb. 12, 2005 | Lafayette, La. | W, 5-0 |
| Feb. 26, 2016 | Gulfport, Miss. | L, 4-8 |
| Feb. 28, 2016 | Gulfport, Miss. | W, 3-0 |

MEMPHIS

10-0

HOME: 6-0 | AWAY: 3-0 | NEUTRAL: 2-0

CURRENT STREAK: Won 10 | MSU RUNS: 77 | MEM RUNS: 26

| DATE | LOCATION | RESULT |
|----------------|-------------------|-------------|
| Feb. 12, 2012 | Mobile, Ala. | W, 9-6 |
| April 24, 2012 | Starkville, Miss. | W, 9-1 (6) |
| Mar. 6, 2013 | Starkville, Miss. | W, 8-1 |
| Mar. 1, 2014 | Gulfport, Miss. | W, 3-2 |
| Mar. 18, 2014 | Memphis, Tenn. | W, 2-1 |
| April 22, 2015 | Starkville, Miss. | W, 11-3 (5) |
| Mar. 14, 2018 | Memphis, Tenn. | W, 7-1 |
| April 17, 2018 | Starkville, Miss. | W, 3-1 |
| Feb. 27, 2019 | Memphis, Tenn. | W, 10-7 |
| April 10, 2019 | Starkville, Miss. | W, 15-3 (5) |

MERCER

3-1

HOME: 1-0 | AWAY: 1-0 | NEUTRAL: 1-1

CURRENT STREAK: Won 1 | MSU RUNS: 21 | MER RUNS: 12

| DATE | LOCATION | RESULT |
|---------------|-------------------|--------|
| Mar. 11, 2006 | Lakewood, Calif. | W, 4-3 |
| Feb. 24, 2008 | Macon, Ga. | W, 5-2 |
| Feb. 25, 2011 | Kennesaw, Ga. | L, 5-6 |
| Mar. 3, 2018 | Starkville, Miss. | W, 7-1 |

MIAMI (OHIO)

3-0

HOME: 0-0 | AWAY: 0-0 | NEUTRAL: 3-0

CURRENT STREAK: Won 3 | MSU RUNS: 11 | MOH RUNS: 3

| DATE | LOCATION | RESULT |
|---------------|-------------------|--------|
| Feb. 21, 2003 | Las Cruces, N.M. | W, 5-2 |
| Feb. 14, 2009 | Tallahassee, Fla. | W, 3-0 |
| March 1, 2015 | Orlando, Fla. | W, 3-1 |

MICHIGAN

1-7

HOME: 0-2 | AWAY: 0-0 | NEUTRAL: 1-5

CURRENT STREAK: Lost 3 | MSU RUNS: 12 | MICH RUNS: 28

| DATE | LOCATION | RESULT |
|---------------|-------------------|------------|
| Mar. 7, 1998 | Tampa, Fla. | L, 1-2 (8) |
| Mar. 5, 1999 | Tampa, Fla. | L, 3-9 |
| Mar. 7, 1999 | Tampa, Fla. | L, 3-4 |
| Mar. 1, 2001 | Starkville, Miss. | L, 1-3 |
| Feb. 22, 2002 | Columbus, Ga. | W, 3-2 |
| Feb. 29, 2008 | Columbus, Ga. | L, 0-2 |
| Mar. 3, 2010 | Starkville, Miss. | L, 0-3 |
| Feb. 26, 2012 | Clearwater, Fla. | L, 1-3 |

MICHIGAN STATE

2-2

HOME: 1-2 | AWAY: 0-0 | NEUTRAL: 1-0

CURRENT STREAK: Won 2 | MSU RUNS: 14 | MICHST RUNS: 22

| DATE | LOCATION | RESULT |
|---------------|-------------------|---------|
| Mar. 22, 1984 | Starkville, Miss. | L, 3-11 |
| Mar. 22, 1984 | Starkville, Miss. | L, 1-6 |
| Mar. 7, 1999 | Tampa, Fla. | W, 4-2 |
| Mar. 9, 2001 | Starkville, Miss. | W, 6-2 |

MIDDLE TENNESSEE

6-1

HOME: 5-0 | AWAY: 1-1 | NEUTRAL: 0-0

CURRENT STREAK: Won 5 | MSU RUNS: 60 | MTU RUNS: 14

| DATE | LOCATION | RESULT |
|----------------|---------------------|-------------|
| Mar. 17, 2005 | Murfreesboro, Tenn. | W, 8-0 (5) |
| Mar. 17, 2005 | Murfreesboro, Tenn. | L, 5-6 |
| Mar. 28, 2006 | Starkville, Miss. | W, 9-3 |
| Mar. 28, 2006 | Starkville, Miss. | W, 13-1 (5) |
| April 22, 2013 | Starkville, Miss. | W, 8-1 |
| Feb. 6, 2015 | Starkville, Miss. | W, 9-1 (6) |
| Feb. 8, 2019 | Starkville, MS | W, 8-2 |

MISSISSIPPI UNIV. FOR WOMEN

7-2

HOME: 4-1 | AWAY: 0-0 | NEUTRAL: 3-1

CURRENT STREAK: Won 3 | MSU RUNS: 45 | MUW RUNS: 26

| DATE | LOCATION | RESULT |
|----------------|-------------------|---------|
| Mar. 16, 1985 | Starkville, Miss. | L, 1-10 |
| Mar. 30, 1985 | Columbus, Miss. | W, 5-0 |
| April 9, 1985 | Starkville, Miss. | W, 7-1 |
| April 9, 1985 | Starkville, Miss. | W, 7-2 |
| April 12, 1985 | Owensboro, Ky. | W, 3-2 |
| April 23, 1985 | Columbus, Miss. | L, 1-5 |
| April 23, 1985 | Columbus, Miss. | W, 5-1 |
| April 4, 1986 | Starkville, Miss. | W, 6-5 |
| April 4, 1986 | Starkville, Miss. | W, 10-0 |

NON-CONFERENCE SERIES HISTORIES

MISSISSIPPI VALLEY STATE 33-1

HOME: 17-0 | AWAY: 6-1 | NEUTRAL: 2-0

CURRENT STREAK: Won 25 | MSU RUNS: 276 | MVS RUNS: 34

| DATE | LOCATION | RESULT |
|----------------|-------------------|-------------|
| Feb. 14, 2003 | Starkville, Miss. | W, 14-0 (5) |
| Feb. 21, 2004 | Starkville, Miss. | W, 12-0 (5) |
| Feb. 22, 2004 | Starkville, Miss. | W, 7-0 |
| Feb. 5, 2005 | Starkville, Miss. | W, 15-0 (5) |
| Feb. 6, 2005 | Starkville, Miss. | W, 8-0 (6) |
| Mar. 21, 2006 | Starkville, Miss. | W, 5-0 |
| Mar. 21, 2006 | Starkville, Miss. | W, 6-3 |
| Feb. 21, 2007 | Starkville, Miss. | W, 10-2 (5) |
| April 18, 2007 | Itta Bena, Miss. | L, 3-5 |
| Feb. 13, 2008 | Starkville, Miss. | W, 10-0 (5) |
| Mar. 29, 2008 | Starkville, Miss. | W, 10-1 (5) |
| Mar. 30, 2008 | Starkville, Miss. | W, 12-0 (5) |
| Feb. 25, 2009 | Itta Bena, Miss. | W, 10-4 |
| May 8, 2009 | Starkville, Miss. | W, 10-2 (5) |
| May 8, 2009 | Starkville, Miss. | W, 4-1 |
| Mar. 6, 2010 | Starkville, Miss. | W, 11-1 (5) |
| Mar. 24, 2010 | Itta Bena, Miss. | W, 9-6 |
| April 7, 2010 | Ridgeland, Miss. | W, 9-1 (5) |
| Mar. 6, 2011 | Starkville, Miss. | W, 8-0 (5) |
| April 12, 2011 | Itta Bena, Miss. | W, 5-1 |
| April 19, 2011 | Starkville, Miss. | W, 9-1 (6) |
| Feb. 19, 2012 | Starkville, Miss. | W, 3-2 |
| Mar. 28, 2012 | Itta Bena, Miss. | W, 4-3 (8) |
| April 24, 2013 | Starkville, Miss. | W, 1-0 |
| May 18, 2013 | Mobile, Ala. | W, 2-1 |
| Feb. 7, 2014 | Starkville, Miss. | W, 8-0 (5) |
| April 1, 2014 | Itta Bena, Miss. | W, 13-0 (5) |
| Feb. 5, 2015 | Starkville, Miss. | W, 8-0 (6) |
| April 28, 2016 | Itta Bena, Miss. | W, 6-0 |
| Mar. 29, 2017 | Starkville, Miss. | W, 8-0 (6) |
| Feb. 9, 2018 | Starkville, Miss. | W, 10-0 (5) |
| Feb. 11, 2018 | Starkville, Miss. | W, 8-0 (6) |
| Mar. 8, 2019 | Starkville, Miss. | W, 15-0 (5) |
| Mar. 10, 2019 | Starkville, Miss. | W, 3-0 |

MISSOURI STATE 2-3

HOME: 2-3 | AWAY: 0-0 | NEUTRAL: 0-0

CURRENT STREAK: Won 1 | MSU RUNS: 12 | MOST RUNS: 15

| DATE | LOCATION | RESULT |
|---------------|-------------------|---------|
| Mar. 20, 1985 | Starkville, Miss. | L, 0-1 |
| Mar. 20, 1985 | Starkville, Miss. | W, 4-2 |
| Mar. 7, 1986 | Starkville, Miss. | L, 0-2 |
| Mar. 7, 1986 | Starkville, Miss. | L, 3-10 |
| Feb. 11, 2018 | Starkville, Miss. | W, 5-0 |

MONMOUTH 1-0

HOME: 0-0 | AWAY: 0-0 | NEUTRAL: 1-0

CURRENT STREAK: Won 1 | MSU RUNS: 9 | MVS RUNS: 1

| DATE | LOCATION | RESULT |
|---------------|--------------|------------|
| Mar. 11, 2003 | Conway, S.C. | W, 9-1 (6) |

MOUNT ST. MARYS 1-0

HOME: 0-0 | AWAY: 0-0 | NEUTRAL: 1-0

CURRENT STREAK: Won 1 | MSU RUNS: 6 | MSM RUNS: 1

| DATE | LOCATION | RESULT |
|--------------|-------------------|--------|
| Mar. 7, 2009 | Honolulu, Hawai'i | W, 6-1 |

MURRAY STATE 2-0

HOME: 2-0 | AWAY: 0-0 | NEUTRAL: 0-0

CURRENT STREAK: Won 2 | MSU RUNS: 10 | MURR RUNS: 2

| DATE | LOCATION | RESULT |
|---------------|-------------------|--------|
| Feb. 17, 2013 | Starkville, Miss. | W, 4-1 |
| Feb. 16, 2018 | Starkville, Miss. | W, 6-1 |

NEBRASKA 1-3

HOME: 0-0 | AWAY: 0-1 | NEUTRAL: 1-2

CURRENT STREAK: Won 1 | MSU RUNS: 20 | NEB RUNS: 22

| DATE | LOCATION | RESULT |
|---------------|----------------------|------------|
| Feb. 7, 2003 | Phoenix, Ariz. | L, 5-7 |
| May 16, 2003 | Lincoln, Neb. | L, 0-8 (6) |
| Feb. 24, 2007 | Columbus, Ga. | L, 6-7 (9) |
| Feb. 22, 2018 | Palm Springs, Calif. | W, 9-0 (5) |

NEBRASKA-OMAHA 1-1

HOME: 1-0 | AWAY: 0-0 | NEUTRAL: 0-1

CURRENT STREAK: Won 1 | MSU RUNS: 8 | NEBO RUNS: 8

| DATE | LOCATION | RESULT |
|---------------|---------------------|------------|
| Mar. 26, 1982 | Bartlesville, Okla. | L, 0-8 |
| Feb. 9, 2018 | Starkville, Miss. | W, 8-0 (5) |

NEVADA 1-0

HOME: 0-0 | AWAY: 0-0 | NEUTRAL: 1-0

CURRENT STREAK: Won 1 | MSU RUNS: 7 | MSM RUNS: 0

| DATE | LOCATION | RESULT |
|---------------|------------------|--------|
| Feb. 21, 2003 | Las Cruces, N.M. | W, 7-0 |

NEW MEXICO 2-0

HOME: 0-0 | AWAY: 0-0 | NEUTRAL: 2-0

CURRENT STREAK: Won 2 | MSU RUNS: 11 | UNM RUNS: 2

| DATE | LOCATION | RESULT |
|---------------|------------------|--------|
| Mar. 14, 1997 | San Joes, Calif. | W, 4-0 |
| Mar. 15, 1997 | San Joes, Calif. | W, 7-2 |

NEW MEXICO STATE 3-0

HOME: 0-0 | AWAY: 0-0 | NEUTRAL: 3-0

CURRENT STREAK: Won 3 | MSU RUNS: 18 | NMS RUNS: 8

| DATE | LOCATION | RESULT |
|---------------|----------------|------------|
| Feb. 12, 1999 | Phoenix, Ariz. | W, 4-2 |
| Mar. 6, 1999 | Tampa, Fla. | W, 7-0 |
| Feb. 9, 2002 | Phoenix, Ariz. | W, 7-6 (8) |

NICHOLLS STATE 3-7

HOME: 1-3 | AWAY: 0-2 | NEUTRAL: 2-2

CURRENT STREAK: Won 2 | MSU RUNS: 38 | NICH RUNS: 44

| DATE | LOCATION | RESULT |
|----------------|-------------------|------------|
| April 9, 1983 | Starkville, Miss. | L, 2-4 |
| April 9, 1983 | Starkville, Miss. | L, 2-4 |
| April 25, 1984 | Thibodaux, La. | L, 3-7 |
| April 25, 1984 | Thibodaux, La. | L, 8-13 |
| Mar. 22, 1985 | Tallahassee, Fla. | L, 2-3 (9) |
| April 2, 1985 | Starkville, Miss. | W, 3-2 |
| April 2, 1985 | Starkville, Miss. | L, 3-5 |
| Feb. 21, 1997 | Monroe, La. | L, 0-6 |
| Mar. 8, 2002 | Plant City, Fla. | W, 8-0 (5) |
| Mar. 1, 2014 | Gulfport, Miss. | W, 7-0 |

NORTH CAROLINA 2-3

HOME: 0-0 | AWAY: 0-0 | NEUTRAL: 2-3

CURRENT STREAK: Lost 3 | MSU RUNS: 24 | UNC RUNS: 31

| DATE | LOCATION | RESULT |
|---------------|------------------|-------------|
| Mar. 9, 2000 | Tampa, Fla. | W, 6-0 |
| Mar. 8, 2002 | Plant City, Fla. | W, 8-3 |
| Feb. 25, 2007 | Columbus, Ga. | L, 4-8 |
| Mar. 12, 2011 | Tuscaloosa, Ala. | L, 4-12 (5) |
| Mar. 13, 2011 | Tuscaloosa, Ala. | L, 2-8 |

NORTH DAKOTA STATE 1-1

HOME: 0-0 | AWAY: 0-0 | NEUTRAL: 1-1

CURRENT STREAK: Won 1 | MSU RUNS: 16 | NDS RUNS: 5

| DATE | LOCATION | RESULT |
|--------------|---------------|-------------|
| May 18, 2018 | Tucson, Ariz. | L, 4-5 |
| May 19, 2018 | Tucson, Ariz. | W, 12-0 (5) |

NORTH CAROLINA STATE 1-1

HOME: 1-1 | AWAY: 0-0 | NEUTRAL: 1-1

CURRENT STREAK: Lost 1 | MSU RUNS: 13 | NCS RUNS: 7

| DATE | LOCATION | RESULT |
|---------------|-------------------|--------|
| Feb. 4, 2005 | Starkville, Miss. | L, 1-2 |
| Feb. 5, 2005 | Starkville, Miss. | W, 5-1 |
| Feb. 29, 2008 | Columbus, Ga. | W, 4-0 |
| Feb. 27, 2010 | Columbus, Ga. | L, 3-4 |

NORTH FLORIDA 2-0

HOME: 2-0 | AWAY: 0-0 | NEUTRAL: 0-0

CURRENT STREAK: Won 1 | MSU RUNS: 11 | UNF RUNS: 6

| DATE | LOCATION | RESULT |
|---------------|-------------------|--------|
| Feb. 24, 2017 | Starkville, Miss. | W, 7-5 |
| Feb. 25, 2017 | Starkville, Miss. | W, 4-1 |

NORTH TEXAS 1-0

HOME: 0-0 | AWAY: 0-0 | NEUTRAL: 1-0

CURRENT STREAK: Won 1 | MSU RUNS: 6 | NCS RUNS: 3

| DATE | LOCATION | RESULT |
|----------------|------------------|--------|
| April 19, 1986 | Arlington, Texas | W, 6-3 |

NORTHERN ILLINOIS 0-1

HOME: 0-0 | AWAY: 0-0 | NEUTRAL: 0-1

CURRENT STREAK: Lost 1 | MSU RUNS: 1 | NIL RUNS: 2

| DATE | LOCATION | RESULT |
|---------------|-------------|--------|
| Feb. 23, 1997 | Monroe, La. | L, 1-2 |

NORTHERN KENTUCKY 2-0

HOME: 2-0 | AWAY: 0-0 | NEUTRAL: 0-0

CURRENT STREAK: Won 2 | MSU RUNS: 18 | UNK RUNS: 2

| DATE | LOCATION | RESULT |
|--------------|-------------------|-------------|
| Feb. 7, 2014 | Starkville, Miss. | W, 12-1 (5) |
| Feb. 8, 2014 | Starkville, Miss. | W, 6-1 |

NON-CONFERENCE SERIES HISTORIES

NORTHWESTERN STATE 8-5**HOME:** 5-3 | **AWAY:** 2-2 | **NEUTRAL:** 1-0**CURRENT STREAK:** Lost 2 | **MSU RUNS:** 45 | **NWST RUNS:** 36

| DATE | LOCATION | RESULT |
|---------------|-------------------|---------|
| Mar. 3, 1984 | Natchitoches, La. | W, 2-1 |
| Mar. 3, 1984 | Natchitoches, La. | L, 3-7 |
| Feb. 14, 1998 | Starkville, Miss. | L, 1-3 |
| Feb. 14, 1998 | Starkville, Miss. | W, 3-1 |
| Feb. 15, 1998 | Starkville, Miss. | W, 5-0 |
| Feb. 6, 1999 | Natchitoches, La. | L, 0-1 |
| Feb. 6, 1999 | Natchitoches, La. | W, 3-1 |
| Feb. 19, 1999 | Starkville, Miss. | W, 6-1 |
| Feb. 18, 2000 | Starkville, Miss. | W, 3-2 |
| May 16, 2002 | Lafayette, La. | W, 9-6 |
| Feb. 24, 2006 | Starkville, Miss. | W, 5-2 |
| Feb. 16, 2013 | Starkville, Miss. | L, 5-10 |
| Mar. 4, 2016 | Starkville, Miss. | L, 0-1 |

NOTRE DAME 1-1**HOME:** 0-0 | **AWAY:** 0-0 | **NEUTRAL:** 1-1**CURRENT STREAK:** Won 1 | **MSU RUNS:** 9 | **ND RUNS:** 9

| DATE | LOCATION | RESULT |
|---------------|------------------|--------|
| Mar. 15, 1997 | San Jose, Calif. | L, 3-8 |
| March 1, 2015 | Orlando, Fla. | W, 6-1 |

OAKLAND 2-0**HOME:** 2-0 | **AWAY:** 0-0 | **NEUTRAL:** 0-0**CURRENT STREAK:** Won 2 | **MSU RUNS:** 15 | **OAK RUNS:** 1

| DATE | LOCATION | RESULT |
|---------------|-------------------|-------------|
| Feb. 27, 2002 | Starkville, Miss. | W, 5-0 |
| Feb. 27, 2002 | Starkville, Miss. | W, 10-1 (5) |

OHIO 1-1**HOME:** 0-0 | **AWAY:** 0-0 | **NEUTRAL:** 1-1**CURRENT STREAK:** Lost 1 | **MSU RUNS:** 6 | **OH RUNS:** 6

| DATE | LOCATION | RESULT |
|--------------|-----------------|--------|
| Mar. 2, 2014 | Gulfport, Miss. | W, 2-1 |
| Mar. 2, 2019 | Durham, N.C. | L, 4-5 |

OHIO STATE 1-3**HOME:** 0-0 | **AWAY:** 0-0 | **NEUTRAL:** 1-3**CURRENT STREAK:** Lost 2 | **MSU RUNS:** 5 | **OSU RUNS:** 23

| DATE | LOCATION | RESULT |
|---------------|-------------------|-------------|
| Mar. 23, 1985 | Tallahassee, Fla. | L, 2-3 |
| Mar. 21, 1986 | Tallahassee, Fla. | W, 3-2 |
| Mar. 6, 2005 | Marietta, Ga. | L, 0-11 (5) |
| Feb. 27, 2009 | Columbus, Ga. | L, 0-7 |

OKLAHOMA 0-3**HOME:** 0-0 | **AWAY:** 0-0 | **NEUTRAL:** 0-0**CURRENT STREAK:** Lost 3 | **MSU RUNS:** 7 | **OU RUNS:** 17

| DATE | LOCATION | RESULT |
|----------------|---------------|-------------|
| April 16, 1983 | Ruston, La. | L, 0-4 |
| Mar. 3, 2000 | Columbus, Ga. | L, 4-12 (6) |
| Mar. 24, 2017 | Norman, Okla. | L, 3-5 |

OKLAHOMA CITY 0-1**HOME:** 0-0 | **AWAY:** 0-0 | **NEUTRAL:** 0-1**CURRENT STREAK:** Lost 1 | **MSU RUNS:** 2 | **OKC RUNS:** 3

| DATE | LOCATION | RESULT |
|----------------|------------------|--------|
| April 19, 1986 | Arlington, Texas | L, 2-3 |

OKLAHOMA STATE 1-3**HOME:** 0-0 | **AWAY:** 0-0 | **NEUTRAL:** 1-3**CURRENT STREAK:** Won 1 | **MSU RUNS:** 12 | **OKST RUNS:** 18

| DATE | LOCATION | RESULT |
|---------------|----------------------|--------|
| Mar. 25, 1982 | Bartlesville, Okla. | L, 0-2 |
| April 2, 1982 | Springfield, Mo. | L, 1-9 |
| Feb. 14, 2004 | San Diego, Calif. | L, 2-3 |
| Feb. 23, 2018 | Palm Springs, Calif. | W, 9-4 |

OREGON 1-0**HOME:** 0-0 | **AWAY:** 0-0 | **NEUTRAL:** 1-0**CURRENT STREAK:** Won 1 | **MSU RUNS:** 3 | **MSM RUNS:** 0

| DATE | LOCATION | RESULT |
|--------------|----------------------|--------|
| Feb. 8, 2008 | Palm Springs, Calif. | W, 3-0 |

OREGON STATE 2-4**HOME:** 0-0 | **AWAY:** 0-0 | **NEUTRAL:** 2-4**CURRENT STREAK:** Won 2 | **MSU RUNS:** 24 | **ORST RUNS:** 20

| DATE | LOCATION | RESULT |
|---------------|------------------------|------------|
| Feb. 9, 2001 | Corpus Christi, Texas | L, 0-3 |
| Feb. 10, 2001 | Corpus Christi, Texas | L, 0-1 (8) |
| Feb. 27, 2005 | Palm Springs, Calif. | L, 5-6 |
| Mar. 6, 2009 | Honolulu, Hawai'i | L, 0-2 |
| Feb. 20, 2010 | College Station, Texas | W, 13-3 |
| Feb. 21, 2010 | College Station, Texas | W, 6-5 (8) |

PACIFIC 1-2**HOME:** 0-0 | **AWAY:** 0-0 | **NEUTRAL:** 1-2**CURRENT STREAK:** Lost 1 | **MSU RUNS:** 21 | **PAC RUNS:** 18

| DATE | LOCATION | RESULT |
|---------------|----------------------|----------|
| Feb. 26, 2005 | Palm Springs, Calif. | L, 4-5 |
| May 18, 2007 | Tuscon, Ariz. | W, 7-1 |
| May 19, 2007 | Tuscon, Ariz. | L, 10-12 |

PENN STATE 5-2**HOME:** 4-0 | **AWAY:** 0-0 | **NEUTRAL:** 1-2**CURRENT STREAK:** Won 4 | **MSU RUNS:** 48 | **PSU RUNS:** 27

| DATE | LOCATION | RESULT |
|---------------|-------------------|-------------|
| Mar. 9, 2000 | Tampa, Fla. | W, 2-0 |
| Feb. 24, 2001 | Las Vegas, Nev. | L, 3-8 |
| Feb. 24, 2001 | Las Vegas, Nev. | L, 5-6 |
| Feb. 21, 2015 | Starkville, Miss. | W, 9-3 |
| Feb. 21, 2015 | Starkville, Miss. | W, 10-5 (6) |
| Feb. 22, 2015 | Starkville, Miss. | W, 10-2 (5) |
| Mar. 8, 2016 | Starkville, Miss. | W, 9-3 |

PURDUE 3-1**HOME:** 2-0 | **AWAY:** 0-0 | **NEUTRAL:** 1-1**CURRENT STREAK:** Lost 1 | **MSU RUNS:** 18 | **PUR RUNS:** 9

| DATE | LOCATION | RESULT |
|---------------|-------------------|--------|
| Feb. 9, 2007 | Starkville, Miss. | W, 6-5 |
| Feb. 11, 2007 | Starkville, Miss. | W, 8-1 |
| Feb. 13, 2009 | Tallahassee, Fla. | W, 4-3 |
| Feb. 27, 2011 | Kennesaw, Ga. | L, 0-5 |

RADFORD 0-1**HOME:** 0-0 | **AWAY:** 0-0 | **NEUTRAL:** 0-1**CURRENT STREAK:** Lost 1 | **MSU RUNS:** 1 | **RAD RUNS:** 3

| DATE | LOCATION | RESULT |
|--------------|-------------------|--------|
| Mar. 8, 2009 | Honolulu, Hawai'i | L, 1-3 |

RHODE ISLAND 0-1**HOME:** 0-0 | **AWAY:** 0-0 | **NEUTRAL:** 0-1**CURRENT STREAK:** Lost 1 | **MSU RUNS:** 5 | **URI RUNS:** 9

| DATE | LOCATION | RESULT |
|---------------|----------------|--------|
| Mar. 16, 1983 | Columbia, S.C. | L, 5-9 |

RUTGERS 1-0**HOME:** 1-0 | **AWAY:** 0-0 | **NEUTRAL:** 0-0**CURRENT STREAK:** Won 1 | **MSU RUNS:** 6 | **RUT RUNS:** 0

| DATE | LOCATION | RESULT |
|---------------|-------------------|--------|
| Feb. 20, 2009 | Starkville, Miss. | W, 6-0 |

SACRAMENTO STATE 1-0**HOME:** 0-0 | **AWAY:** 0-0 | **NEUTRAL:** 1-0**CURRENT STREAK:** Won 1 | **MSU RUNS:** 8 | **SCST RUNS:** 5

| DATE | LOCATION | RESULT |
|---------------|----------------------|--------|
| Feb. 15, 2019 | Puerto Vallarta, Mex | W, 8-5 |

SAINT FRANCIS (PA.) 2-0**HOME:** 0-0 | **AWAY:** 0-0 | **NEUTRAL:** 2-0**CURRENT STREAK:** Won 2 | **MSU RUNS:** 18 | **STF RUNS:** 5

| DATE | LOCATION | RESULT |
|--------------|---------------|--------|
| Mar. 4, 2005 | Marietta, Ga. | W, 7-0 |

SAINT MARY'S (CALIF.) 0-1**HOME:** 0-0 | **AWAY:** 0-0 | **NEUTRAL:** 0-1**CURRENT STREAK:** Lost 1 | **MSU RUNS:** 1 | **STMC RUNS:** 2

| DATE | LOCATION | RESULT |
|---------------|------------------|--------|
| Mar. 14, 1997 | San Jose, Calif. | L, 1-2 |

SAINT MARY'S (NEB.) 1-0**HOME:** 1-0 | **AWAY:** 0-0 | **NEUTRAL:** 0-0**CURRENT STREAK:** Won 1 | **MSU RUNS:** 11 | **STMN RUNS:** 1

| DATE | LOCATION | RESULT |
|---------------|-------------------|---------|
| Mar. 29, 1986 | Starkville, Miss. | W, 11-1 |

SAMFORD 20-2**HOME:** 12-1 | **AWAY:** 6-1 | **NEUTRAL:** 2-0**CURRENT STREAK:** Won 8 | **MSU RUNS:** 131 | **SAM RUNS:** 35

| DATE | LOCATION | RESULT |
|----------------|-------------------|-------------|
| Feb. 26, 1997 | Starkville, Miss. | W, 4-0 |
| Feb. 26, 1997 | Starkville, Miss. | W, 4-0 |
| Mar. 20, 1997 | Birmingham, Ala. | W, 6-1 |
| Mar. 20, 1997 | Birmingham, Ala. | W, 7-1 |
| April 21, 1998 | Starkville, Miss. | W, 3-2 (10) |
| April 21, 1998 | Starkville, Miss. | W, 5-0 |
| April 29, 1999 | Starkville, Miss. | W, 4-0 |
| April 29, 1999 | Starkville, Miss. | W, 4-1 |
| April 25, 2000 | Starkville, Miss. | L, 0-2 |
| Feb. 16, 2003 | Oxford, Miss. | W, 15-4 (5) |
| Mar. 1, 2006 | Starkville, Miss. | W, 9-1 (6) |
| Mar. 1, 2006 | Starkville, Miss. | W, 3-1 |
| Mar. 7, 2007 | Starkville, Miss. | W, 7-0 |
| April 4, 2007 | Birmingham, Ala. | L, 0-3 |
| Feb. 14, 2012 | Birmingham, Ala. | W, 6-3 |
| Mar. 4, 2012 | Starkville, Miss. | W, 11-5 |
| April 16, 2013 | Birmingham, Ala. | W, 13-1 (5) |
| Mar. 26, 2014 | Birmingham, Ala. | W, 9-1 (6) |
| Feb. 21, 2016 | Mobile, Ala. | W, 5-2 (8) |
| Mar. 3, 2017 | Starkville, Miss. | W, 6-1 |
| Mar. 4, 2017 | Starkville, Miss. | W, 6-5 (12) |
| Mar. 13, 2018 | Birmingham, Ala. | W, 11-1 (5) |

SAM HOUSTON STATE 2-0**HOME:** 2-0 | **AWAY:** 0-0 | **NEUTRAL:** 0-0**CURRENT STREAK:** Won 2 | **MSU RUNS:** 14 | **SHS RUNS:** 0

| DATE | LOCATION | RESULT |
|--------------|-------------------|------------|
| Mar. 3, 2018 | Starkville, Miss. | W, 9-0 (5) |
| Mar. 4, 2018 | Starkville, Miss. | W, 5-0 |

NON-CONFERENCE SERIES HISTORIES

SAN DIEGO STATE 1-2

HOME: 0-0 | AWAY: 0-2 | NEUTRAL: 1-0

CURRENT STREAK: Won 1 | MSU RUNS: 12 | SDS RUNS: 7

| DATE | LOCATION | RESULT |
|---------------|----------------------|------------|
| Feb. 13, 2004 | San Diego, Calif. | L, 3-5 |
| Feb. 15, 2004 | San Diego, Calif. | L, 1-2 (8) |
| Feb. 9, 2008 | Palm Springs, Calif. | W, 8-0 (6) |

SAN JOSE STATE 1-0

HOME: 0-0 | AWAY: 0-0 | NEUTRAL: 1-0

CURRENT STREAK: Won 1 | MSU RUNS: 6 | SJS RUNS: 4

| DATE | LOCATION | RESULT |
|---------------|----------------------|--------|
| Feb. 24, 2018 | Palm Springs, Calif. | W, 6-4 |

SANTA CLARA 1-0

HOME: 5-3 | AWAY: 2-2 | NEUTRAL: 1-0

CURRENT STREAK: Lost 2 | MSU RUNS: 45 | NWST RUNS: 36

| DATE | LOCATION | RESULT |
|--------------|-------------------|---------|
| Mar. 5, 2009 | Honolulu, Hawai'i | W, 11-3 |

SEATTLE 2-0

HOME: 0-0 | AWAY: 0-0 | NEUTRAL: 2-0

CURRENT STREAK: Won 2 | MSU RUNS: 12 | SEA RUNS: 6

| DATE | LOCATION | RESULT |
|--------------|-------------|--------|
| May 17, 2019 | Seattle, WA | W, 5-3 |
| May 18, 2019 | Seattle, WA | W, 7-3 |

SETON HALL 1-0

HOME: 0-0 | AWAY: 0-0 | NEUTRAL: 1-0

CURRENT STREAK: Won 1 | MSU RUNS: 23 | SETH RUNS: 0

| DATE | LOCATION | RESULT |
|---------------|---------------|-------------|
| Feb. 23, 2007 | Columbus, Ga. | W, 23-0 (5) |

SIENA 2-0

HOME: 2-0 | AWAY: 0-0 | NEUTRAL: 0-0

CURRENT STREAK: Won 2 | MSU RUNS: 8 | SIE RUNS: 0

| DATE | LOCATION | RESULT |
|---------------|-------------------|--------|
| Mar. 14, 1998 | Starkville, Miss. | W, 2-0 |
| Mar. 14, 1998 | Starkville, Miss. | W, 6-0 |

SIU-EDWARDSVILLE 5-1

HOME: 3-1 | AWAY: 0-0 | NEUTRAL: 2-0

CURRENT STREAK: Won 3 | MSU RUNS: 22 | SIUE RUNS: 9

| DATE | LOCATION | RESULT |
|---------------|-------------------|--------|
| Feb. 21, 2009 | Starkville, Miss. | W, 3-0 |
| Feb. 22, 2009 | Starkville, Miss. | W, 2-0 |
| Feb. 17, 2012 | Starkville, Miss. | L, 4-5 |
| Feb. 19, 2012 | Starkville, Miss. | W, 5-0 |
| Feb. 24, 2013 | Southaven, Miss. | W, 1-0 |
| Feb. 20, 2016 | Mobile, Ala. | W, 7-4 |

SOUTH ALABAMA 4-5

HOME: 2-3 | AWAY: 2-2 | NEUTRAL: 0-0

CURRENT STREAK: Won 1 | MSU RUNS: 29 | USA RUNS: 23

| DATE | LOCATION | RESULT |
|----------------|-------------------|------------|
| April 8, 2009 | Starkville, Miss. | W, 5-2 |
| Feb. 9, 2012 | Mobile, Ala. | W, 7-2 |
| Feb. 7, 2013 | Starkville, Miss. | L, 2-3 |
| May 18, 2013 | Mobile, Ala. | L, 0-3 |
| April 9, 2014 | Mobile, Ala. | L, 2-3 |
| April 15, 2015 | Starkville, Miss. | L, 2-3 |
| Feb. 19, 2016 | Mobile, Ala. | W, 4-2 (8) |
| April 26, 2016 | Starkville, Miss. | L, 1-2 |
| Feb. 17, 2018 | Starkville, Miss. | W, 6-3 |

SOUTH FLORIDA 2-3

HOME: 0-0 | AWAY: 2-2 | NEUTRAL: 0-1

CURRENT STREAK: Lost 1 | MSU RUNS: 8 | USF RUNS: 8

| DATE | LOCATION | RESULT |
|---------------|------------------|--------|
| Mar. 6, 1998 | Tampa, Fla. | L, 0-1 |
| Mar. 10, 2000 | Tampa, Fla. | L, 2-4 |
| Feb. 11, 2006 | Tampa, Fla. | W, 2-0 |
| Feb. 12, 2006 | Tampa, Fla. | W, 4-2 |
| Feb. 24, 2012 | Clearwater, Fla. | L, 0-1 |

SOUTHERN 1-0

HOME: 1-0 | AWAY: 0-0 | NEUTRAL: 0-0

CURRENT STREAK: Won 1 | MSU RUNS: 4 | SU RUNS: 1

| DATE | LOCATION | RESULT |
|---------------|-------------------|--------|
| Mar. 31, 2010 | Starkville, Miss. | W, 4-1 |

SOUTHERN ILLINOIS 7-4

HOME: 7-3 | AWAY: 0-0 | NEUTRAL: 0-1

CURRENT STREAK: Lost 1 | MSU RUNS: 26 | SILL RUNS: 37

| DATE | LOCATION | RESULT |
|---------------|----------------------|---------|
| Feb. 17, 2001 | Starkville, Miss. | L, 2-3 |
| Feb. 15, 2002 | Starkville, Miss. | L, 0-2 |
| Feb. 16, 2002 | Starkville, Miss. | W, 5-3 |
| Feb. 17, 2006 | Starkville, Miss. | W, 2-0 |
| Feb. 15, 2008 | Starkville, Miss. | W, 7-3 |
| Feb. 17, 2008 | Starkville, Miss. | W, 4-3 |
| Feb. 19, 2011 | Starkville, Miss. | W, 10-8 |
| Feb. 20, 2011 | Starkville, Miss. | L, 4-9 |
| Feb. 25, 2017 | Starkville, Miss. | W, 5-2 |
| Feb. 26, 2017 | Starkville, Miss. | W, 6-2 |
| Feb. 14, 2019 | Puerto Vallarta, Mex | L, 1-4 |

SOUTHERN MISS 36-12

HOME: 16-7 | AWAY: 17-2 | NEUTRAL: 3-3

CURRENT STREAK: Won 1 | MSU RUNS: 232 | USM RUNS: 134

| DATE | LOCATION | RESULT |
|----------------|--------------------|------------|
| Mar. 22, 1983 | Starkville, Miss. | W, 3-0 |
| Mar. 22, 1983 | Starkville, Miss. | W, 4-3 |
| April 12, 1983 | Hattiesburg, Miss. | W, 3-0 |
| April 12, 1983 | Hattiesburg, Miss. | W, 5-4 |
| April 3, 1984 | Hattiesburg, Miss. | W, 7-6 |
| April 3, 1984 | Hattiesburg, Miss. | W, 3-2 |
| April 17, 1984 | Starkville, Miss. | W, 4-1 |
| April 17, 1984 | Starkville, Miss. | W, 5-0 |
| Mar. 19, 1985 | Starkville, Miss. | L, 3-5 (8) |
| Mar. 19, 1985 | Starkville, Miss. | L, 4-5 (9) |
| Mar. 29, 1985 | Columbus, Miss. | W, 4-0 |
| April 4, 1985 | Hattiesburg, Miss. | W, 6-1 |
| April 4, 1985 | Hattiesburg, Miss. | W, 9-1 |
| Mar. 25, 1986 | Hattiesburg, Miss. | W, 5-4 |
| Mar. 25, 1986 | Hattiesburg, Miss. | W, 3-1 |
| Mar. 28, 1986 | Starkville, Miss. | W, 4-2 |
| April 23, 1986 | Starkville, Miss. | W, 3-2 |
| April 23, 1986 | Starkville, Miss. | W, 5-1 |
| Mar. 12, 1999 | Chattanooga, Tenn | L, 0-4 |
| April 5, 2000 | Starkville, Miss. | L, 0-2 |
| April 5, 2000 | Starkville, Miss. | W, 2-1 |
| April 5, 2001 | Starkville, Miss. | L, 1-2 |
| April 5, 2001 | Starkville, Miss. | W, 9-6 |
| Feb. 16, 2002 | Starkville, Miss. | L, 2-7 |
| April 3, 2002 | Hattiesburg, Miss. | W, 6-2 |
| April 3, 2002 | Hattiesburg, Miss. | L, 0-3 |
| Feb. 4, 2003 | Starkville, Miss. | W, 3-1 |
| April 3, 2003 | Madison, Miss. | L, 5-8 |
| Mar. 24, 2004 | Hattiesburg, Miss. | L, 0-6 |
| April 6, 2004 | Ridgeland, Miss. | W, 6-3 |
| Mar. 2, 2005 | Starkville, Miss. | W, 9-0 (6) |

| | | |
|----------------|--------------------|-------------|
| April 7, 2005 | Starkville, Miss. | W, 5-2 |
| Mar. 7, 2006 | Starkville, Miss. | L, 0-2 |
| Mar. 30, 2006 | Hattiesburg, Miss. | W, 8-0 (5) |
| April 12, 2007 | Starkville, Miss. | W, 9-2 |
| April 24, 2007 | Hattiesburg, Miss. | W, 10-6 |
| Mar. 18, 2008 | Hattiesburg, Miss. | W, 9-0 (5) |
| April 23, 2008 | Starkville, Miss. | W, 5-2 |
| Feb. 11, 2009 | Starkville, Miss. | L, 3-7 |
| Mar. 17, 2010 | Hattiesburg, Miss. | W, 14-4 |
| Feb. 23, 2011 | Starkville, Miss. | W, 6-4 |
| April 6, 2011 | Madison, Miss. | L, 4-14 (5) |
| April 25, 2012 | Hattiesburg, Miss. | W, 1-0 |
| March 25, 2015 | Hattiesburg, Miss. | W, 10-0 (6) |
| March 25, 2015 | Hattiesburg, Miss. | W, 12-6 |
| Feb. 20, 2016 | Mobile, Ala. | W, 6-0 |
| April 19, 2016 | Starkville, Miss. | W, 4-0 |
| Mar. 28, 2017 | Hattiesburg, Miss. | W, 3-2 |

SOUTHEAST MISSOURI STATE 3-1

HOME: 0-0 | AWAY: 0-0 | NEUTRAL: 2-4

CURRENT STREAK: Won 2 | MSU RUNS: 24 | ORST RUNS: 20

| DATE | LOCATION | RESULT |
|---------------|-------------------|--------|
| April 3, 1984 | Owensboro, Ky. | L, 0-2 |
| Feb. 24, 2006 | Starkville, Miss. | W, 5-2 |
| Feb. 26, 2006 | Starkville, Miss. | W, 3-0 |
| Feb. 24, 2013 | Southaven, Miss. | W, 8-4 |

SOUTHEASTERN LOUISIANA 8-0

HOME: 5-0 | AWAY: 3-0 | NEUTRAL: 0-0

CURRENT STREAK: Won 8 | MSU RUNS: 58 | SEL RUNS: 13

| DATE | LOCATION | RESULT |
|----------------|-------------------|-------------|
| March 25, 2014 | Starkville, Miss. | W, 2-1 |
| Feb. 19, 2015 | Starkville, Miss. | W, 4-3 |
| March 17, 2015 | Hammond, La. | W, 16-1 (5) |
| Feb. 22, 2016 | Hammond, La. | W, 8-0 (5) |
| March 22, 2016 | Starkville, Miss. | W, 10-2 (6) |
| Feb. 28, 2017 | Hammond, La. | W, 9-1 (5) |
| Feb. 20, 2018 | Starkville, Miss. | W, 3-2 (8) |
| Feb. 24, 2019 | Starkville, Miss. | W, 4-3 (9) |

STANFORD 1-2

HOME: 0-0 | AWAY: 0-0 | NEUTRAL: 1-2

CURRENT STREAK: Lost 2 | MSU RUNS: 3 | STAN RUNS: 13

| DATE | LOCATION | RESULT |
|--------------|------------------|------------|
| Mar. 3, 2000 | Columbus, Ga. | W, 2-1 (9) |
| Mar. 5, 2000 | Columbus, Ga. | L, 1-5 |
| Mar. 9, 2002 | Plant City, Fla. | L, 0-7 |

STEPHEN F. AUSTIN 5-2

HOME: 5-1 | AWAY: 0-0 | NEUTRAL: 0-1

CURRENT STREAK: Lost 1 | MSU RUNS: 20 | SFA RUNS: 12

| DATE | LOCATION | RESULT |
|---------------|-------------------|------------|
| Mar. 11, 1982 | Baton Rouge, La. | L, 0-10 |
| Mar. 13, 2010 | Starkville, Miss. | W, 8-0 (5) |
| Mar. 14, 2010 | Starkville, Miss. | W, 5-0 |
| Feb. 10, 2017 | Starkville, Miss. | W, 2-0 |
| Feb. 11, 2017 | Starkville, Miss. | W, 2-1 |
| Feb. 8, 2019 | Starkville, Miss. | W, 3-0 |
| Feb. 10, 2019 | Starkville, Miss. | L, 0-1 |

STONY BROOK 1-0

HOME: 0-0 | AWAY: 0-0 | NEUTRAL: 1-0

CURRENT STREAK: Won 1 | MSU RUNS: 8 | SB RUNS: 3

| DATE | LOCATION | RESULT |
|--------------|--------------|--------|
| May 17, 2008 | Tempe, Ariz. | W, 8-3 |

NON-CONFERENCE SERIES HISTORIES

SYRACUSE

5-0

HOME: 0-0 | AWAY: 0-0 | NEUTRAL: 5-0

CURRENT STREAK: Won 5 | MSU RUNS: 21 | SYR RUNS: 7

| DATE | LOCATION | RESULT |
|---------------|-------------------|--------|
| Feb. 28, 2003 | Tallahassee, Fla. | W, 4-1 |
| Mar. 2, 2003 | Tallahassee, Fla. | W, 3-2 |
| Mar. 10, 2006 | Lakewood, Calif. | W, 2-1 |
| Mar. 1, 2008 | Columbus, Ga. | W, 8-2 |
| Mar. 3, 2013 | Orlando, Fla. | W, 4-1 |

TEMPLE

2-0

HOME: 1-0 | AWAY: 0-0 | NEUTRAL: 1-0

CURRENT STREAK: Won 2 | MSU RUNS: 9 | TEM RUNS: 0

| DATE | LOCATION | RESULT |
|---------------|-------------------|--------|
| Mar. 10, 2001 | Starkville, Miss. | W, 3-0 |
| Mar. 9, 2002 | Plant City, Fla. | W, 6-0 |

TENNESSEE MARTIN

3-0

HOME: 1-0 | AWAY: 0-0 | NEUTRAL: 2-0

CURRENT STREAK: Won 3 | MSU RUNS: 14 | TNMR RUNS: 8

| DATE | LOCATION | RESULT |
|---------------|--------------------|------------|
| Feb. 21, 1997 | Monroe, La. | W, 4-1 |
| Mar. 3, 2007 | Chattanooga, Tenn. | W, 6-5 (9) |
| Feb. 14, 2015 | Starkville, Miss. | W, 4-2 |

TENNESSEE STATE

5-0

HOME: 3-0 | AWAY: 0-0 | NEUTRAL: 2-0

CURRENT STREAK: Won 5 | MSU RUNS: 39 | TNST RUNS: 2

| DATE | LOCATION | RESULT |
|---------------|-------------------|-------------|
| Mar. 1, 1997 | Troy, Ala. | W, 9-0 (5) |
| Mar. 2, 1997 | Troy, Ala. | W, 12-1 (6) |
| Feb. 19, 2007 | Starkville, Miss. | W, 7-1 |
| Feb. 9, 2013 | Starkville, Miss. | W, 8-0 (6) |
| Feb. 15, 2018 | Starkville, Miss. | W, 3-0 |

TENNESSEE TECH

9-1

HOME: 7-0 | AWAY: 1-0 | NEUTRAL: 1-1

CURRENT STREAK: Won 3 | MSU RUNS: 85 | TNTC RUNS: 26

| DATE | LOCATION | RESULT |
|----------------|--------------------|-------------|
| Mar. 16, 1985 | Starkville, Miss. | W, 25-3 |
| April 26, 1985 | Cookeville, Tenn. | W, 11-2 |
| Feb. 26, 2000 | Starkville, Miss. | W, 7-4 |
| Feb. 26, 2000 | Starkville, Miss. | W, 5-0 |
| Feb. 18, 2001 | Starkville, Miss. | W, 1-0 (8) |
| Feb. 24, 2007 | Columbus, Ga. | W, 10-1 (6) |
| Mar. 2, 2007 | Chattanooga, Tenn. | L, 4-9 |
| April 28, 2012 | Starkville, Miss. | W, 6-2 |
| April 28, 2012 | Starkville, Miss. | W, 5-1 |
| Feb. 13, 2016 | Starkville, Miss. | W, 11-4 |

TEXAS

0-5

HOME: 0-0 | AWAY: 0-2 | NEUTRAL: 0-3

CURRENT STREAK: Lost 5 | MSU RUNS: 3 | TEX RUNS: 10

| DATE | LOCATION | RESULT |
|--------------|-------------------|-------------|
| Mar. 1, 2002 | Tallahassee, Fla. | L, 0-1 (14) |
| May 21, 2005 | Austin, Texas | L, 0-2 |
| May 22, 2005 | Austin, Texas | L, 0-2 |
| May 16, 2014 | Lafayette, La. | L, 0-1 |
| May 17, 2014 | Lafayette, La. | L, 3-4 |

TEXAS A&M-CORPUS CHRISTI

3-0

HOME: 0-0 | AWAY: 1-0 | NEUTRAL: 2-0

CURRENT STREAK: Won 3 | MSU RUNS: 11 | TAMCC RUNS: 1

| DATE | LOCATION | RESULT |
|--------------|-----------------------|------------|
| Feb. 9, 2001 | Corpus Christi, Texas | W, 8-0 (5) |
| May 20, 2005 | Austin, Texas | W, 1-0 |
| May 21, 2005 | Austin, Texas | W, 2-1 (8) |

TEXAS SOUTHERN

1-0

HOME: 0-0 | AWAY: 0-0 | NEUTRAL: 1-0

CURRENT STREAK: Won 1 | MSU RUNS: 5 | TXSO RUNS: 3

| DATE | LOCATION | RESULT |
|--------------|----------------|--------|
| May 17, 2014 | Lafayette, La. | W, 5-3 |

TEXAS STATE

3-1

HOME: 0-0 | AWAY: 0-0 | NEUTRAL: 3-1

CURRENT STREAK: Won 1 | MSU RUNS: 17 | TXST RUNS: 11

| DATE | LOCATION | RESULT |
|---------------|-----------------------|--------|
| Mar. 1, 1986 | Thibodaux, La. | W, 5-3 |
| Feb. 10, 2001 | Corpus Christi, Texas | W, 4-2 |
| Feb. 11, 2001 | Corpus Christi, Texas | L, 0-5 |
| Feb. 8, 2002 | Phoenix, Ariz. | W, 8-1 |

**Until 2004, known as Southwest Texas*

TEXAS TECH

2-1

HOME: 0-1 | AWAY: 0-0 | NEUTRAL: 2-0

CURRENT STREAK: Won 2 | MSU RUNS: 18 | TXTC RUNS: 8

| DATE | LOCATION | RESULT |
|---------------|-------------------------|-------------|
| Mar. 9, 2001 | Starkville, Miss. | L, 0-1 |
| Feb. 8, 2002 | Phoenix, Ariz. | W, 12-4 (5) |
| Feb. 17, 2017 | Puerto Vallarta, Mexico | W, 6-3 |

TOLEDO

1-1

HOME: 0-0 | AWAY: 0-0 | NEUTRAL: 1-1

CURRENT STREAK: Won 1 | MSU RUNS: 3 | TOL RUNS: 4

| DATE | LOCATION | RESULT |
|--------------|--------------------|--------|
| Mar. 1, 1986 | Thibodaux, La. | L, 0-2 |
| Mar. 2, 2007 | Chattanooga, Tenn. | W, 3-2 |

TROY

9-0

HOME: 5-0 | AWAY: 3-0 | NEUTRAL: 1-0

CURRENT STREAK: Won 9 | MSU RUNS: 45 | TROY RUNS: 14

| DATE | LOCATION | RESULT |
|----------------|-------------------|---------|
| Mar. 1, 1997 | Troy, Ala. | W, 3-2 |
| Mar. 2, 1997 | Troy, Ala. | W, 1-0 |
| Feb. 19, 2005 | Starkville, Miss. | W, 3-0 |
| Mar. 5, 2005 | Marietta, Ga. | W, 12-6 |
| Mar. 5, 2010 | Starkville, Miss. | W, 8-0 |
| Mar. 7, 2010 | Starkville, Miss. | W, 4-3 |
| Feb. 8, 2013 | Starkville, Miss. | W, 5-2 |
| Mar. 7, 2017 | Starkville, Miss. | W, 2-1 |
| April 25, 2018 | Troy, Ala. | W, 7-0 |

TRUMAN STATE

0-1

HOME: 0-0 | AWAY: 0-0 | NEUTRAL: 0-1

CURRENT STREAK: Lost 1 | MSU RUNS: 2 | TRST RUNS: 3

| DATE | LOCATION | RESULT |
|---------------|------------------|--------|
| April 2, 1982 | Springfield, Mo. | L, 2-3 |

TULSA

3-1

HOME: 2-0 | AWAY: 0-0 | NEUTRAL: 1-1

CURRENT STREAK: Won 3 | MSU RUNS: 16 | TUL RUNS: 6

| DATE | LOCATION | RESULT |
|---------------|-------------------|--------|
| Feb. 22, 1997 | Monroe, La. | L, 0-1 |
| Feb. 23, 1997 | Monroe, La. | W, 7-2 |
| Feb. 18, 2005 | Starkville, Miss. | W, 5-0 |
| Feb. 19, 2005 | Starkville, Miss. | W, 4-2 |

UAB

16-6

HOME: 9-4 | AWAY: 6-2 | NEUTRAL: 1-0

CURRENT STREAK: Won 2 | MSU RUNS: 108 | UAB RUNS: 53

| DATE | LOCATION | RESULT |
|----------------|----------------------|-------------|
| Mar. 22, 2000 | Starkville, Miss. | W, 4-1 |
| Feb. 12, 2003 | Birmingham, Ala. | W, 2-0 |
| April 22, 2003 | Starkville, Miss. | L, 0-3 |
| April 27, 2004 | Birmingham, Ala. | W, 11-3 (6) |
| April 28, 2004 | Starkville, Miss. | W, 7-0 |
| Mar. 8, 2005 | Birmingham, Ala. | W, 8-3 |
| April 12, 2005 | Starkville, Miss. | W, 11-1 (5) |
| Mar. 20, 2007 | Birmingham, Ala. | W, 5-0 |
| April 17, 2007 | Starkville, Miss. | W, 4-1 |
| Mar. 4, 2008 | Starkville, Miss. | W, 7-0 |
| Mar. 24, 2009 | Birmingham, Ala. | W, 9-7 |
| Feb. 13, 2010 | Starkville, Miss. | W, 4-0 |
| Feb. 14, 2010 | Starkville, Miss. | W, 6-2 |
| Mar. 1, 2011 | Starkville, Miss. | L, 0-8 (6) |
| Mar. 20, 2012 | Starkville, Miss. | W, 4-3 |
| Mar. 26, 2013 | Birmingham, Ala. | L, 1-2 |
| April 3, 2013 | Starkville, Miss. | W, 3-2 |
| Mar. 4, 2014 | Starkville, Miss. | L, 3-5 |
| Feb. 24, 2015 | Birmingham, Ala. | L, 4-5 (8) |
| Mar. 29, 2016 | Starkville, Miss. | L, 2-3 |
| Mar. 25, 2017 | Oklahoma City, Okla. | W, 8-0 (6) |
| April 24, 2015 | Birmingham, Ala. | W, 5-4 |

UC DAVIS

0-1

HOME: 0-0 | AWAY: 0-0 | NEUTRAL: 0-1

CURRENT STREAK: Lost 1 | MSU RUNS: 1 | UCD RUNS: 2

| DATE | LOCATION | RESULT |
|---------------|-----------------|--------|
| Feb. 16, 2007 | Las Vegas, Nev. | L, 1-2 |

UC RIVERSIDE

1-1

HOME: 0-0 | AWAY: 0-0 | NEUTRAL: 1-1

CURRENT STREAK: Lost 1 | MSU RUNS: 14 | UCR RUNS: 7

| DATE | LOCATION | RESULT |
|---------------|----------------------|------------|
| Feb. 9, 2008 | Palm Springs, Calif. | W, 8-0 (5) |
| Feb. 12, 2011 | Las Vegas, Nev. | L, 6-7 |

UC SANTA BARBARA

2-3

HOME: 0-0 | AWAY: 0-1 | NEUTRAL: 2-2

CURRENT STREAK: Won 1 | MSU RUNS: 24 | UCSB RUNS: 28

| DATE | LOCATION | RESULT |
|---------------|-----------------------|-------------|
| Feb. 28, 1998 | Santa Barbara, Calif. | L, 9-13 (9) |
| Feb. 13, 2004 | San Diego, Calif. | W, 6-3 |
| Feb. 14, 2004 | San Diego, Calif. | L, 2-5 |
| Mar. 1, 2008 | Columbus, Ga. | L, 2-5 (8) |
| Mar. 11, 2016 | Long Beach, Calif. | W, 5-2 |

UCLA

0-3

HOME: 0-0 | AWAY: 0-0 | NEUTRAL: 0-3

CURRENT STREAK: Lost 3 | MSU RUNS: 0 | UCLA RUNS: 10

| DATE | LOCATION | RESULT |
|---------------|------------------|--------|
| Feb. 12, 1999 | Phoenix, Ariz. | L, 0-5 |
| Mar. 10, 2006 | Lakewood, Calif. | L, 0-2 |
| Mar. 12, 2006 | Lakewood, Calif. | L, 0-3 |

NON-CONFERENCE SERIES HISTORIES
UNLV 1-3
HOME: 0-0 | AWAY: 0-3 | NEUTRAL: 1-0
CURRENT STREAK: Lost 3 | MSU RUNS: 20 | UNLV RUNS: 16

| DATE | LOCATION | RESULT |
|---------------|-----------------|-------------|
| Feb. 13, 1999 | Phoenix, Ariz. | W, 9-1 (5) |
| Feb. 23, 2001 | Las Vegas, Nev. | L, 2-3 |
| Feb. 23, 2001 | Las Vegas, Nev. | L, 0-2 |
| Feb. 11, 2011 | Las Vegas, Nev. | L, 9-10 (9) |

UT ARLINGTON 0-2
HOME: 0-0 | AWAY: 0-1 | NEUTRAL: 0-1
CURRENT STREAK: Lost 2 | MSU RUNS: 4 | UTA RUNS: 10

| DATE | LOCATION | RESULT |
|----------------|------------------|--------|
| April 15, 1983 | Ruston, La. | L, 2-7 |
| April 18, 1986 | Arlington, Texas | L, 2-3 |

UT MARTIN 1-0
HOME: 1-0 | AWAY: 0-0 | NEUTRAL: 0-0
CURRENT STREAK: Won 1 | MSU RUNS: 9 | UTM RUNS: 1

| DATE | LOCATION | RESULT |
|--------------|-------------------|--------|
| Mar. 5, 2019 | Starkville, Miss. | W, 9-1 |

UTSA 1-0
HOME: 0-0 | AWAY: 0-0 | NEUTRAL: 1-0
CURRENT STREAK: Won 1 | MSU RUNS: 6 | UTSA RUNS: 0

| DATE | LOCATION | RESULT |
|---------------|-----------------|--------|
| Feb. 28, 2014 | Gulfport, Miss. | W, 6-0 |

UTAH 2-4
HOME: 0-0 | AWAY: 0-0 | NEUTRAL: 2-4
CURRENT STREAK: Won 1 | MSU RUNS: 30 | UTAH RUNS: 30

| DATE | LOCATION | RESULT |
|---------------|----------------------|-------------|
| Mar. 25, 1982 | Bartlesville, Okla. | L, 0-9 |
| Feb. 12, 2000 | Phoenix, Ariz. | L, 6-8 (9) |
| May 19, 2000 | Seattle, Wash. | W, 11-3 (6) |
| May 20, 2000 | Seattle, Wash. | L, 1-4 |
| Mar. 8, 2001 | Tampa, Fla. | L, 2-3 |
| Feb. 26, 2005 | Palm Springs, Calif. | W, 10-3 |

UTAH STATE 3-0
HOME: 0-0 | AWAY: 0-0 | NEUTRAL: 3-0
CURRENT STREAK: Won 3 | MSU RUNS: 18 | USU RUNS: 9

| DATE | LOCATION | RESULT |
|---------------|-----------------|--------|
| Feb. 13, 1999 | Phoenix, Ariz. | W, 7-2 |
| Feb. 13, 2000 | Phoenix, Ariz. | W, 5-4 |
| Feb. 17, 2007 | Las Vegas, Nev. | W, 6-3 |

VALPARAISO 2-0
HOME: 2-0 | AWAY: 0-0 | NEUTRAL: 0-0
CURRENT STREAK: Won 2 | MSU RUNS: 18 | VAL RUNS: 3

| DATE | LOCATION | RESULT |
|--------------|-------------------|-------------|
| Feb. 9, 2019 | Starkville, Miss. | W, 8-3 |
| Feb. 9, 2019 | Starkville, Miss. | W, 10-0 (5) |

VILLANOVA 1-0
HOME: 0-0 | AWAY: 0-0 | NEUTRAL: 1-0
CURRENT STREAK: Won 1 | MSU RUNS: 3 | NOVA RUNS: 1

| DATE | LOCATION | RESULT |
|---------------|----------------|--------|
| Feb. 28, 2004 | Houston, Texas | W, 3-1 |

VIRGINIA 1-0
HOME: 0-0 | AWAY: 0-0 | NEUTRAL: 1-0
CURRENT STREAK: Won 1 | MSU RUNS: 5 | UVA RUNS: 0

| DATE | LOCATION | RESULT |
|---------------|----------------|--------|
| Feb. 29, 2004 | Houston, Texas | W, 5-0 |

VIRGINIA TECH 0-1
HOME: 0-0 | AWAY: 0-0 | NEUTRAL: 0-1
CURRENT STREAK: Lost 1 | MSU RUNS: 3 | VT RUNS: 4

| DATE | LOCATION | RESULT |
|--------------|---------------|--------|
| Mar. 5, 2005 | Marietta, Ga. | L, 3-4 |

WASHINGTON 1-10
HOME: 0-0 | AWAY: 0-2 | NEUTRAL: 1-4
CURRENT STREAK: Lost 5 | MSU RUNS: 16 | WASH RUNS: 45

| DATE | LOCATION | RESULT |
|---------------|----------------------|-------------|
| May 20, 2000 | Seattle, Wash. | L, 1-4 |
| May 16, 2003 | Lincoln, Neb. | L, 0-8 (6) |
| Mar. 3, 2006 | Waco, Texas | W, 3-0 |
| Mar. 4, 2006 | Waco, Texas | L, 1-8 |
| Feb. 12, 2011 | Las Vegas, Nev. | L, 5-18 (5) |
| Feb. 14, 2019 | Puerto Vallarta, Mex | L, 5-7 |
| May 18, 2019 | Seattle, WA | L, 1-6 |
| May 19, 2019 | Seattle, WA | L, 0-8 |

WEST FLORIDA 1-0
HOME: 0-0 | AWAY: 1-0 | NEUTRAL: 0-0
CURRENT STREAK: Won 1 | MSU RUNS: 4 | UWF RUNS: 0

| DATE | LOCATION | RESULT |
|---------------|-------------------|--------|
| Mar. 20, 1986 | Tallahassee, Fla. | W, 4-0 |

WEST GEORGIA 2-0
HOME: 1-0 | AWAY: 0-0 | NEUTRAL: 1-0
CURRENT STREAK: Won 2 | MSU RUNS: 26 | UWG RUNS: 2

| DATE | LOCATION | RESULT |
|---------------|-------------------|---------|
| Mar. 15, 1985 | Starkville, Miss. | W, 12-0 |
| Mar. 30, 1985 | Columbus, Miss. | W, 14-2 |

WESTERN ILLINOIS 0-3
HOME: 1-1 | AWAY: 0-0 | NEUTRAL: 1-1
CURRENT STREAK: Lost 3 | MSU RUNS: 10 | WIU RUNS: 14

| DATE | LOCATION | RESULT |
|---------------|-------------------|-------------|
| Mar. 19, 1984 | Starkville, Miss. | L, 7-8 (8) |
| Mar. 19, 1984 | Starkville, Miss. | L, 0-1 (10) |
| Mar. 23, 1985 | Tallahassee, Fla. | L, 3-5 |

WESTERN KENTUCKY 3-3
HOME: 2-1 | AWAY: 0-0 | NEUTRAL: 1-2
CURRENT STREAK: Lost 1 | MSU RUNS: 14 | WKU RUNS: 8

| DATE | LOCATION | RESULT |
|---------------|-------------------|--------|
| Feb. 10, 2006 | Tampa, Fla. | W, 3-1 |
| Feb. 23, 2008 | Macon, Ga. | L, 1-2 |
| Feb. 24, 2008 | Macon, Ga. | L, 2-4 |
| Feb. 16, 2013 | Starkville, Miss. | W, 1-0 |
| Mar. 6, 2016 | Starkville, Miss. | W, 7-0 |
| Feb. 11, 2017 | Starkville, Miss. | L, 0-1 |

WESTERN MICHIGAN 1-0
HOME: 0-0 | AWAY: 0-0 | NEUTRAL: 1-0
CURRENT STREAK: Won 1 | MSU RUNS: 5 | WMU RUNS: 1

| DATE | LOCATION | RESULT |
|--------------|-------------|--------|
| Mar. 6, 1998 | Tampa, Fla. | W, 5-1 |

WITCHITA STATE 1-0
HOME: 0-0 | AWAY: 0-0 | NEUTRAL: 1-0
CURRENT STREAK: Won 1 | MSU RUNS: 5 | WTST RUNS: 1

| DATE | LOCATION | RESULT |
|--------------|-------------|--------|
| Mar. 6, 1998 | Tampa, Fla. | W, 5-1 |

WILLIAM WOODS 0-1
HOME: 0-0 | AWAY: 0-0 | NEUTRAL: 1-0
CURRENT STREAK: Lost 1 | MSU RUNS: 0 | WW RUNS: 1

| DATE | LOCATION | RESULT |
|----------------|----------------|--------|
| April 13, 1984 | Owensboro, Ky. | L, 0-1 |

WINTHROP 2-0
HOME: 2-0 | AWAY: 0-0 | NEUTRAL: 0-0
CURRENT STREAK: Won 2 | MSU RUNS: 23 | WTHP RUNS: 5

| DATE | LOCATION | RESULT |
|---------------|-------------------|-------------|
| Feb. 18, 2000 | Starkville, Miss. | W, 9-3 |
| Feb. 17, 2001 | Starkville, Miss. | W, 14-2 (5) |

WISCONSIN 1-0
HOME: 0-0 | AWAY: 0-0 | NEUTRAL: 1-0
CURRENT STREAK: Won 1 | MSU RUNS: 9 | ND RUNS: 2

| DATE | LOCATION | RESULT |
|--------------|----------------|--------|
| Feb. 7, 2003 | Phoenix, Ariz. | W, 9-2 |

WRIGHT STATE 3-0
HOME: 3-0 | AWAY: 0-0 | NEUTRAL: 0-0
CURRENT STREAK: Won 3 | MSU RUNS: 16 | WRST RUNS: 4

| DATE | LOCATION | RESULT |
|---------------|-------------------|--------|
| Feb. 15, 2008 | Starkville, Miss. | W, 4-0 |
| Feb. 16, 2008 | Starkville, Miss. | W, 5-2 |
| Mar. 6, 2010 | Starkville, Miss. | W, 7-2 |

VS. RANKED OPPONENTS

| DATE | OPPONENT | RANK | RESULT | DATE | OPPONENT | RANK | RESULT | DATE | OPPONENT | RANK | RESULT |
|---------------|--------------------|------|--------------|---------------|---------------------|------|--------------|---------------|---------------|------|-------------|
| Apr. 28, 1985 | South Carolina [2] | 10 | W, 5-4 (9) | May 11, 2002 | Georgia | 25 | L, 1-7 | Mar. 3, 2006 | Washington | 13 | W, 3-0 |
| Apr. 28, 1985 | South Carolina [1] | 10 | L, 3-7 (9) | May 16, 2002 | Arizona State | 4 | L, 1-4 | Mar. 4, 2006 | Washington | 13 | L, 1-8 |
| Mar. 22, 1997 | South Carolina [2] | 4 | L, 3-5 | May 18, 2002 | Louisiana | 19 | L, 3-10 | Mar. 5, 2006 | Baylor | 18 | L, 1-3 |
| Mar. 22, 1997 | South Carolina [1] | 4 | L, 0-4 (8) | Feb. 7, 2003 | Nebraska | 4 | L, 5-7 | Mar. 10, 2006 | UCLA | 4 | L, 0-2 |
| Feb. 21, 1998 | Missouri | 13 | L, 4-7 (10) | Feb. 8, 2003 | Arizona State | 13 | L, 4-5 | Mar. 12, 2006 | UCLA | 4 | L, 0-3 |
| Mar. 5, 1998 | Iowa | 16 | L, 2-4 | Feb. 8, 2003 | Cal State Fullerton | 10 | L, 0-3 | Apr. 8, 2006 | Georgia [2] | 10 | L, 0-8 (6) |
| Mar. 6, 1998 | USF | 7 | L, 0-1 | Feb. 9, 2003 | Arizona | 2 | L, 2-9 | Apr. 8, 2006 | Georgia [1] | 10 | L, 0-3 |
| Mar. 7, 1998 | Michigan | 2 | L, 1-2 (8) | Feb. 9, 2003 | Texas A&M | 24 | W, 5-2 | Apr. 9, 2006 | Georgia | 10 | L, 2-8 |
| Apr. 3, 1998 | LSU [2] | 14 | L, 1-2 | Mar. 8, 2003 | South Carolina [2] | 13 | L, 3-11 (6) | Apr. 14, 2006 | Auburn [2] | 20 | L, 5-6 |
| Apr. 3, 1998 | LSU [1] | 14 | W, 3-2 | Mar. 8, 2003 | South Carolina [1] | 13 | W, 6-2 | Apr. 14, 2006 | Auburn [1] | 20 | L, 1-4 |
| Apr. 4, 1998 | LSU [2] | 14 | L, 3-4 | Mar. 9, 2003 | South Carolina | 13 | L, 2-5 | Apr. 15, 2006 | Auburn | 20 | L, 3-5 |
| Apr. 4, 1998 | LSU [1] | 14 | L, 3-7 | Mar. 15, 2003 | Georgia [2] | 10 | W, 2-0 | Apr. 19, 2006 | LSU [2] | 11 | L, 0-4 |
| Feb. 12, 1999 | UCLA | 4 | L, 0-5 | Mar. 15, 2003 | Georgia [1] | 10 | L, 2-8 | Apr. 19, 2006 | LSU [1] | 11 | L, 0-5 |
| Mar. 5, 1999 | Michigan | 14 | L, 3-9 | Mar. 16, 2003 | Georgia | 10 | L, 0-9 (5) | Apr. 20, 2006 | LSU | 11 | L, 1-7 |
| Mar. 7, 1999 | Michigan | 14 | L, 3-4 | Mar. 26, 2003 | LSU [2] | 11 | L, 13-15 (8) | Apr. 22, 2006 | Tennessee [2] | 4 | L, 1-3 |
| Mar. 26, 1999 | South Carolina [2] | 10 | W, 5-2 | Mar. 26, 2003 | LSU [1] | 11 | L, 3-4 | Apr. 22, 2006 | Tennessee [1] | 4 | L, 1-2 |
| Mar. 26, 1999 | South Carolina [1] | 10 | L, 0-1 | Mar. 27, 2003 | LSU | 11 | W, 6-2 | Apr. 23, 2006 | Tennessee | 4 | L, 0-10 (5) |
| Apr. 9, 1999 | LSU [2] | 10 | L, 1-5 | Apr. 12, 2003 | Alabama [2] | 17 | L, 5-8 | Apr. 29, 2006 | Alabama [2] | 4 | L, 3-6 |
| Apr. 9, 1999 | LSU [1] | 10 | L, 0-1 | Apr. 12, 2003 | Alabama [1] | 17 | L, 3-7 | Apr. 29, 2006 | Alabama [1] | 4 | L, 4-5 (8) |
| Apr. 10, 1999 | LSU [2] | 10 | L, 4-5 | Apr. 13, 2003 | Alabama | 17 | W, 7-3 | Feb. 16, 2007 | California | 10 | W, 9-0 (6) |
| Apr. 10, 1999 | LSU [1] | 10 | L, 2-5 | Apr. 26, 2003 | Florida [2] | 21 | W, 7-3 | Feb. 23, 2007 | Florida State | 20 | L, 2-4 |
| May 2, 1999 | Louisiana [2] | 6 | L, 2-4 | Apr. 26, 2003 | Florida [1] | 21 | W, 11-8 | Feb. 24, 2007 | Nebraska | 21 | L, 6-7 (9) |
| May 2, 1999 | Louisiana [1] | 6 | L, 1-7 | Apr. 27, 2003 | Florida | 21 | L, 1-6 | Mar. 10, 2007 | Alabama [2] | 3 | L, 3-5 |
| May 14, 1999 | Tennessee | 24 | L, 2-4 | May 8, 2003 | Georgia | 7 | L, 0-3 | Mar. 10, 2007 | Alabama [1] | 3 | L, 2-10 (5) |
| May 15, 1999 | South Carolina | 14 | W, 2-1 | May 9, 2003 | South Carolina | 19 | L, 1-2 | Mar. 11, 2007 | Alabama | 3 | L, 0-8 (6) |
| May 16, 1999 | LSU | 7 | L, 0-2 (9) | May 16, 2003 | Nebraska | 11 | L, 0-8 (6) | Mar. 17, 2007 | Tennessee [2] | 1 | L, 1-2 (8) |
| Feb. 11, 2000 | Fresno State | 3 | L, 2-4 | May 16, 2003 | Washington | 8 | L, 0-8 (6) | Mar. 17, 2007 | Tennessee [1] | 1 | L, 0-3 |
| Mar. 3, 2000 | Stanford | 9 | W, 2-1 (9) | Feb. 14, 2004 | Oklahoma State | 21 | L, 2-3 | Mar. 18, 2007 | Tennessee | 1 | L, 1-5 |
| Mar. 3, 2000 | Oklahoma | 5 | L, 4-12 (6) | Mar. 3, 2004 | LSU [2] | 3 | L, 0-6 | Apr. 14, 2007 | LSU [2] | 6 | L, 3-4 (9) |
| Mar. 5, 2000 | Stanford | 9 | L, 1-5 | Mar. 3, 2004 | LSU [1] | 3 | L, 2-6 | Apr. 14, 2007 | LSU [1] | 6 | L, 1-4 (9) |
| Mar. 9, 2000 | North Carolina | 25 | W, 6-0 | Mar. 4, 2004 | LSU | 3 | L, 4-5 | Apr. 27, 2007 | Florida [2] | 20 | L, 1-2 |
| Mar. 11, 2000 | Illinois-Chicago | 17 | W, 4-2 | Mar. 6, 2004 | South Carolina [2] | 14 | W, 8-0 (5) | Apr. 27, 2007 | Florida [1] | 20 | W, 4-3 |
| Mar. 12, 2000 | South Carolina | 18 | L, 1-2 (8) | Mar. 6, 2004 | South Carolina [1] | 14 | L, 1-2 | Apr. 28, 2007 | Florida | 20 | L, 2-3 (9) |
| Mar. 24, 2000 | South Carolina [2] | 17 | W, 6-2 | Mar. 7, 2004 | South Carolina | 14 | L, 4-7 | May 10, 2007 | Florida | 25 | L, 0-3 |
| Mar. 24, 2000 | South Carolina [1] | 17 | L, 1-2 (9) | Mar. 13, 2004 | Georgia [2] | 6 | L, 0-9 (6) | May 19, 2007 | Arizona | 4 | L, 0-8 |
| Apr. 5, 2000 | Southern Miss [2] | 10 | W, 2-1 | Mar. 13, 2004 | Georgia [1] | 6 | W, 5-1 | Feb. 8, 2008 | Oregon | 20 | W, 3-0 |
| Apr. 5, 2000 | Southern Miss [1] | 10 | L, 0-2 | Mar. 14, 2004 | Georgia | 6 | L, 4-6 | Feb. 29, 2008 | Michigan | 11 | L, 0-2 |
| Apr. 7, 2000 | LSU [2] | 8 | L, 4-8 (10) | Mar. 20, 2004 | Tennessee [2] | 14 | L, 0-9 (6) | Mar. 15, 2008 | Alabama [2] | 2 | L, 2-4 |
| Apr. 7, 2000 | LSU [1] | 8 | L, 0-8 (5) | Mar. 20, 2004 | Tennessee [1] | 14 | L, 1-10 | Mar. 15, 2008 | Alabama [1] | 2 | L, 0-2 |
| Apr. 8, 2000 | LSU [2] | 8 | L, 1-7 | Mar. 21, 2004 | Tennessee | 14 | L, 3-5 (8) | Mar. 16, 2008 | Alabama | 2 | L, 0-3 |
| Apr. 8, 2000 | LSU [1] | 8 | L, 4-9 | Apr. 2, 2004 | Auburn [2] | 22 | L, 3-7 | Mar. 26, 2008 | LSU [2] | 8 | L, 1-2 |
| Apr. 21, 2000 | Alabama [2] | 10 | L, 6-7 (9) | Apr. 2, 2004 | Auburn [1] | 22 | L, 2-3 | Mar. 26, 2008 | LSU [1] | 8 | L, 2-5 |
| Apr. 21, 2000 | Alabama [1] | 10 | L, 2-5 | Apr. 3, 2004 | Auburn | 22 | W, 3-2 | Apr. 5, 2008 | Florida [2] | 3 | L, 2-7 |
| Apr. 22, 2000 | Alabama [2] | 10 | L, 2-4 | Apr. 10, 2004 | Alabama | 10 | W, 10-5 | Apr. 5, 2008 | Florida [1] | 3 | L, 0-5 |
| Apr. 22, 2000 | Alabama [1] | 10 | L, 0-9 (6) | Apr. 24, 2004 | Florida [2] | 17 | W, 9-5 | Apr. 6, 2008 | Florida | 3 | L, 0-5 |
| May 13, 2000 | Alabama | 11 | L, 3-4 | Apr. 24, 2004 | Florida [1] | 17 | W, 7-4 | Apr. 19, 2008 | Georgia [2] | 21 | L, 2-6 |
| May 20, 2000 | Washington | 1 | L, 1-4 | May 8, 2004 | Georgia Tech [2] | 22 | W, 1-0 | Apr. 19, 2008 | Georgia [1] | 21 | W, 10-0 (5) |
| Feb. 9, 2001 | Oregon State | 16 | L, 0-3 | May 8, 2004 | Georgia Tech [1] | 22 | W, 10-2 (6) | Apr. 20, 2008 | Georgia | 21 | W, 7-4 |
| Feb. 10, 2001 | Oregon State | 16 | L, 0-1 (8) | May 14, 2004 | Georgia | 10 | L, 2-11 (5) | Apr. 26, 2008 | Tennessee [2] | 10 | L, 6-8 |
| Mar. 1, 2001 | Michigan | 18 | L, 1-3 | May 15, 2004 | Auburn | 12 | L, 3-4 | Apr. 26, 2008 | Tennessee [1] | 10 | W, 2-1 |
| Mar. 17, 2001 | South Carolina [2] | 17 | W, 1-0 | May 21, 2004 | California | 2 | L, 1-2 | May 16, 2008 | Hawai'i | 23 | L, 7-9 |
| Mar. 17, 2001 | South Carolina [1] | 17 | L, 1-7 | Feb. 12, 2005 | Louisiana | 5 | L, 2-7 | May 17, 2008 | Hawai'i | 23 | L, 4-7 |
| Mar. 18, 2001 | South Carolina | 17 | L, 0-2 | Feb. 25, 2005 | California | 1 | L, 4-9 | Feb. 13, 2009 | Purdue | 23 | W, 4-3 |
| Apr. 11, 2001 | LSU [2] | 5 | L, 0-5 | Feb. 26, 2005 | Pacific | 20 | L, 4-5 | Feb. 27, 2009 | Ohio State | 20 | L, 0-7 |
| Apr. 11, 2001 | LSU [1] | 5 | L, 0-8 | Feb. 27, 2005 | Oregon State | 18 | L, 5-6 | Mar. 14, 2009 | Alabama [2] | 2 | L, 1-7 |
| Apr. 12, 2001 | LSU | 5 | L, 1-2 | Mar. 12, 2005 | Georgia [2] | 13 | L, 4-9 | Mar. 14, 2009 | Alabama [1] | 2 | L, 0-4 |
| Apr. 21, 2001 | Alabama [2] | 7 | L, 2-3 | Mar. 12, 2005 | Georgia [1] | 13 | L, 0-8 | Mar. 15, 2009 | Alabama | 2 | L, 2-3 |
| Apr. 21, 2001 | Alabama [1] | 7 | L, 0-7 | Mar. 13, 2005 | Georgia | 13 | L, 1-7 | Mar. 21, 2009 | LSU [2] | 20 | L, 1-4 |
| Apr. 22, 2001 | Alabama | 7 | L, 0-8 (6) | Mar. 19, 2005 | Tennessee [2] | 6 | L, 4-8 | Mar. 21, 2009 | LSU [1] | 20 | L, 4-5 |
| May 11, 2001 | LSU | 3 | L, 1-2 | Mar. 19, 2005 | Tennessee [1] | 6 | L, 0-1 | Mar. 22, 2009 | LSU | 20 | L, 5-7 |
| Feb. 8, 2002 | Texas State | 17 | W, 8-1 | Mar. 20, 2005 | Tennessee | 6 | L, 1-3 | Mar. 28, 2009 | Tennessee [2] | 9 | L, 1-4 |
| Feb. 9, 2002 | Arizona | 1 | W, 7-1 | Mar. 30, 2005 | LSU [2] | 25 | W, 4-1 | Mar. 28, 2009 | Tennessee [1] | 9 | W, 5-4 |
| Feb. 22, 2002 | Michigan | 10 | W, 3-2 | Mar. 30, 2005 | LSU [1] | 25 | W, 13-11 | Mar. 29, 2009 | Tennessee | 9 | W, 10-6 |
| Feb. 23, 2002 | Alabama | 18 | L, 0-4 | Mar. 31, 2005 | LSU | 25 | L, 1-4 | Apr. 4, 2009 | Florida [2] | 1 | L, 2-6 |
| Feb. 24, 2002 | Fresno State | 13 | L, 1-3 | Apr. 2, 2005 | Auburn [2] | 23 | W, 4-3 | Apr. 4, 2009 | Florida [1] | 1 | L, 2-11 (5) |
| Mar. 3, 2002 | Florida State | 18 | W, 2-0 | Apr. 2, 2005 | Auburn [1] | 23 | L, 2-10 (5) | Apr. 5, 2009 | Florida | 1 | L, 0-3 |
| Mar. 7, 2002 | FAU | 13 | L, 0-6 | Apr. 3, 2005 | Auburn | 23 | L, 4-6 | Apr. 15, 2009 | Georgia [2] | 6 | W, 3-1 (10) |
| Mar. 9, 2002 | Stanford | 3 | L, 0-7 | Apr. 9, 2005 | Alabama [2] | 10 | L, 1-4 | Apr. 15, 2009 | Georgia [1] | 6 | L, 0-10 (5) |
| Mar. 16, 2002 | South Carolina [2] | 24 | L, 2-5 | Apr. 9, 2005 | Alabama [1] | 10 | L, 0-8 (5) | May 15, 2009 | California | 14 | L, 3-8 |
| Mar. 16, 2002 | South Carolina [1] | 24 | L, 2-4 | Apr. 9, 2005 | Alabama [2] | 10 | W, 8-6 | May 16, 2009 | Florida State | 16 | L, 0-5 |
| Mar. 17, 2002 | South Carolina | 24 | W, 11-10 (9) | Apr. 9, 2005 | Alabama [1] | 10 | L, 0-10 (6) | Feb. 19, 2010 | Texas A&M | 21 | L, 0-9 (5) |
| Mar. 19, 2002 | LSU [2] | 4 | W, 8-7 (11) | Apr. 10, 2005 | Alabama | 10 | L, 1-9 (5) | Feb. 20, 2010 | Texas A&M | 21 | L, 4-13 (5) |
| Mar. 19, 2002 | LSU [1] | 4 | L, 3-9 | Apr. 23, 2005 | Florida [2] | 16 | L, 4-12 (5) | Feb. 26, 2010 | Massachusetts | 20 | L, 6-7 (9) |
| Mar. 20, 2002 | LSU | 4 | L, 0-4 | Apr. 23, 2005 | Florida [1] | 16 | L, 0-4 | Mar. 3, 2010 | Michigan | 7 | L, 0-3 |
| Mar. 23, 2002 | Georgia [2] | 21 | W, 2-1 | Apr. 24, 2005 | Florida | 16 | W, 3-0 | Mar. 9, 2010 | Tennessee | 19 | L, 4-8 |
| Mar. 23, 2002 | Georgia [1] | 21 | L, 1-3 | May 12, 2005 | Alabama | 9 | L, 0-5 | Mar. 20, 2010 | Tennessee | 19 | L, 4-10 |
| Mar. 24, 2002 | Georgia | 21 | W, 4-3 | May 14, 2005 | Tennessee | 11 | L, 0-3 | Apr. 10, 2010 | LSU [2] | 14 | L, 3-8 |
| Apr. 20, 2002 | Alabama [2] | 15 | L, 4-8 | May 21, 2005 | Texas | 5 | L, 0-2 | Apr. 10, 2010 | LSU [1] | 14 | L, 1-2 |
| Apr. 20, 2002 | Alabama [1] | 15 | L, 4-10 | May 22, 2005 | Texas | 5 | L, 0-2 | Apr. 11, 2010 | LSU | 14 | L, 1-6 |
| Apr. 21, 2002 | Alabama | 15 | L, 2-8 | Mar. 3, 2006 | Baylor | 18 | L, 0-1 | May 1, 2010 | Florida [2] | 6 | L, 1-9 (5) |

VS. RANKED OPPONENTS

| DATE | OPPONENT | RANK | RESULT | DATE | OPPONENT | RANK | RESULT | DATE | OPPONENT | RANK | RESULT |
|---------------|---------------|------|-------------|---------------|----------------|------|--------------|---------------|----------------|------|--------------|
| May 1, 2010 | Florida [1] | 6 | L, 0-8 (5) | May 4, 2014 | LSU | 25 | W, 5-4 | Mar. 31, 2018 | Arkansas | 23 | L, 0-6 |
| May 8, 2010 | Alabama [2] | 3 | L, 2-8 | May 7, 2014 | Kentucky | 16 | L, 3-4 (9) | Apr. 1, 2018 | Arkansas | 23 | L, 2-8 |
| May 8, 2010 | Alabama [1] | 3 | L, 1-10 (6) | Feb. 27, 2015 | Minnesota | 11 | L, 0-5 | Apr. 7, 2018 | Texas A&M | 10 | W, 4-3 (10) |
| May 9, 2010 | Alabama | 3 | L, 1-6 | Mar. 1, 2015 | Notre Dame | 23 | W, 6-1 | Apr. 7, 2018 | Texas A&M | 10 | L, 1-3 |
| Feb. 12, 2011 | Washington | 10 | L, 5-18 (5) | Mar. 6, 2015 | Georgia | 8 | L, 1-6 | Apr. 8, 2018 | Texas A&M | 10 | L, 1-4 (8) |
| Mar. 6, 2011 | Texas A&M | 22 | W, 7-3 | Mar. 7, 2015 | Georgia | 8 | L, 1-9 (5) | Apr. 20, 2018 | Florida | 5 | L, 3-8 |
| Mar. 16, 2011 | Florida [2] | 2 | L, 1-18 (5) | Mar. 8, 2015 | Georgia | 8 | W, 8-7 (9) | Apr. 22, 2018 | Florida | 5 | L, 0-3 |
| Mar. 16, 2011 | Florida [1] | 2 | L, 0-8 (5) | Mar. 13, 2015 | Texas A&M | 19 | W, 7-0 | Apr. 22, 2018 | Florida | 5 | L, 2-6 |
| Mar. 25, 2011 | Kentucky | 24 | L, 6-12 | Mar. 14, 2015 | Texas A&M | 19 | L, 8-10 | Apr. 27, 2018 | South Carolina | 14 | L, 2-5 |
| Mar. 26, 2011 | Kentucky | 24 | L, 0-8 (5) | Mar. 15, 2015 | Texas A&M | 19 | W, 7-5 | Apr. 28, 2018 | South Carolina | 14 | L, 1-8 |
| Mar. 27, 2011 | Kentucky | 24 | L, 0-5 | Mar. 27, 2015 | Florida | 2 | L, 2-3 | Apr. 29, 2018 | South Carolina | 14 | L, 4-5 |
| Apr. 8, 2011 | Auburn | 22 | W, 4-3 | Mar. 28, 2015 | Florida | 2 | L, 2-16 (5) | May 4, 2018 | Tennessee | 7 | L, 4-7 |
| Apr. 9, 2011 | Auburn | 22 | L, 3-5 | Mar. 29, 2015 | Florida | 2 | W, 5-3 | May 5, 2018 | Tennessee | 7 | W, 10-3 |
| Apr. 10, 2011 | Auburn | 22 | L, 4-5 (8) | Apr. 8, 2015 | LSU | 1 | W, 9-4 | May 6, 2018 | Tennessee | 7 | L, 3-6 |
| Apr. 15, 2011 | Alabama | 3 | L, 2-6 | Apr. 10, 2015 | Missouri | 21 | L, 2-3 | May 9, 2018 | Texas A&M | 14 | W, 2-0 |
| Apr. 16, 2011 | Alabama | 3 | L, 3-13 (6) | Apr. 11, 2015 | Missouri | 21 | W, 8-4 | May 10, 2018 | South Carolina | 12 | L, 1-3 |
| Apr. 17, 2011 | Alabama | 3 | L, 2-5 | Apr. 12, 2015 | Missouri | 21 | L, 2-10 (5) | May 20, 2018 | Arizona | 10 | L, 3-4 |
| Apr. 22, 2011 | Tennessee | 4 | L, 0-2 | Apr. 15, 2015 | South Alabama | 22 | L, 2-3 | Feb. 14, 2019 | vs. Washington | 5 | L, 5-7 |
| Apr. 23, 2011 | Tennessee | 4 | L, 0-8 (6) | Apr. 17, 2015 | Tennessee | 12 | L, 3-4 | Mar. 15, 2019 | at Kentucky | 15 | L, 0-8 |
| Apr. 24, 2011 | Tennessee | 4 | W, 3-2 | Apr. 18, 2015 | Tennessee | 12 | L, 3-5 | Mar. 16, 2019 | at Kentucky | 15 | L, 8-9 |
| Apr. 29, 2011 | LSU | 21 | L, 2-4 | Apr. 19, 2015 | Tennessee | 12 | L, 8-16 (6) | Mar. 17, 2019 | at Kentucky | 15 | L, 1-4 |
| Apr. 30, 2011 | LSU | 21 | L, 6-7 | May 6, 2015 | Missouri | 13 | L, 0-9 (6) | Mar. 22, 2019 | Auburn | 13 | W, 7-6 |
| May 1, 2011 | LSU | 21 | L, 1-3 | May 15, 2015 | Baylor | 18 | L, 4-8 | Mar. 23, 2019 | Auburn | 13 | L, 4-7 (8) |
| May 6, 2011 | Georgia | 7 | W, 8-6 | May 17, 2015 | Baylor | 18 | L, 0-2 | Mar. 24, 2019 | Auburn | 13 | L, 0-9 (5) |
| May 7, 2011 | Georgia | 7 | L, 3-4 | Feb. 19, 2016 | South Alabama | 23 | W, 4-2 (8) | Mar. 29, 2019 | at Alabama | 4 | L, 2-3 (8) |
| May 8, 2011 | Georgia | 7 | L, 2-10 (5) | Feb. 27, 2016 | Baylor | 24 | L, 0-4 | Mar. 30, 2019 | at Alabama | 4 | L, 2-8 |
| May 12, 2011 | Alabama | 4 | L, 1-5 | Mar. 18, 2016 | Auburn | 3 | L, 2-3 (14) | Mar. 31, 2019 | at Alabama | 4 | W, 12-9 (10) |
| Feb. 24, 2012 | Louisiana | 17 | L, 3-6 | Mar. 19, 2016 | Auburn | 3 | W, 6-3 | Apr. 5, 2019 | LSU | 5 | W, 6-0 |
| Feb. 25, 2012 | Georgia Tech | 20 | W, 5-3 | Mar. 20, 2016 | Auburn | 3 | L, 0-2 | Apr. 6, 2019 | LSU | 5 | L, 9-10 |
| Feb. 26, 2012 | Michigan | 12 | L, 1-3 | Mar. 25, 2016 | Tennessee | 17 | L, 2-6 | Apr. 7, 2019 | LSU | 5 | L, 3-5 |
| Mar. 7, 2012 | Florida [2] | 3 | L, 0-1 | Mar. 26, 2016 | Tennessee | 17 | L, 5-8 | Apr. 12, 2019 | at Tennessee | 9 | L, 0-4 |
| Mar. 7, 2012 | Florida [1] | 3 | L, 5-8 | Mar. 27, 2016 | Tennessee | 17 | L, 4-9 | Apr. 13, 2019 | at Tennessee | 9 | L, 2-10 (5) |
| Mar. 9, 2012 | Georgia | 7 | W, 5-3 | Apr. 8, 2016 | Alabama | 4 | L, 1-7 | Apr. 14, 2019 | at Tennessee | 9 | L, 2-9 |
| Mar. 10, 2012 | Georgia | 7 | L, 0-2 | Apr. 9, 2016 | Alabama | 4 | L, 0-8 (6) | Apr. 19, 2019 | Ole Miss | 16 | L, 0-21 (5) |
| Mar. 11, 2012 | Georgia | 7 | L, 0-5 | Apr. 10, 2016 | Alabama | 4 | L, 1-8 | Apr. 19, 2019 | Ole Miss | 16 | W, 6-0 |
| Mar. 23, 2012 | Tennessee | 12 | L, 0-8 (5) | Apr. 15, 2016 | LSU | 11 | W, 7-2 | Apr. 20, 2019 | Ole Miss | 16 | L, 1-3 (8) |
| Mar. 24, 2012 | Tennessee | 12 | L, 3-10 | Apr. 16, 2016 | LSU | 11 | L, 2-5 (12) | May 3, 2019 | at Florida | 7 | W, 6-4 |
| Mar. 25, 2012 | Tennessee | 12 | L, 0-8 (5) | Apr. 17, 2016 | LSU | 11 | L, 1-12 (5) | May 4, 2019 | at Florida | 7 | W, 4-2 |
| Mar. 30, 2012 | Alabama | 2 | L, 4-5 | Apr. 22, 2016 | Florida | 1 | L, 0-16 (5) | May 4, 2019 | at Florida | 7 | L, 0-2 |
| Mar. 31, 2012 | Alabama | 2 | L, 2-4 | Apr. 23, 2016 | Florida | 1 | L, 3-6 | May 9, 2019 | vs. Ole Miss | 17 | L, 4-9 |
| Apr. 1, 2012 | Alabama | 2 | L, 3-9 | Apr. 24, 2016 | Florida | 1 | L, 1-3 (10) | May 18, 2019 | at Washington | 3 | L, 1-6 |
| May 10, 2012 | Alabama | 3 | L, 2-5 | Apr. 29, 2016 | Missouri | 16 | L, 5-8 | May 19, 2019 | at Washington | 3 | L, 0-8 |
| Feb. 13, 2013 | Louisiana | 15 | L, 1-9 (6) | Apr. 30, 2016 | Missouri | 16 | L, 1-3 | | | | |
| Mar. 8, 2013 | LSU | 12 | L, 0-1 (14) | May 1, 2016 | Missouri | 16 | L, 2-9 | | | | |
| Mar. 9, 2013 | LSU | 12 | W, 2-1 | May 6, 2016 | Kentucky | 12 | L, 2-3 (9) | | | | |
| Mar. 10, 2013 | LSU | 12 | L, 2-9 | May 7, 2016 | Kentucky | 12 | L, 0-1 (8) | | | | |
| Mar. 22, 2013 | Kentucky | 21 | L, 4-5 | May 8, 2016 | Kentucky | 12 | L, 0-4 | | | | |
| Mar. 23, 2013 | Kentucky | 21 | L, 2-3 | May 11, 2016 | Alabama | 4 | L, 5-7 | | | | |
| Mar. 24, 2013 | Kentucky | 21 | L, 0-7 | Feb. 16, 2017 | Fresno State | 21 | W, 4-1 | | | | |
| Apr. 5, 2013 | Florida | 3 | L, 1-9 (6) | Mar. 10, 2017 | Texas A&M | 6 | W, 5-2 | | | | |
| Apr. 6, 2013 | Florida | 3 | L, 2-4 | Mar. 11, 2017 | Texas A&M | 6 | L, 1-5 | | | | |
| Apr. 7, 2013 | Florida | 3 | W, 6-5 | Mar. 12, 2017 | Texas A&M | 6 | L, 1-3 | | | | |
| Apr. 19, 2013 | Alabama | 4 | W, 3-2 | Mar. 17, 2017 | Alabama | 11 | L, 3-11 (5) | | | | |
| Apr. 20, 2013 | Alabama | 4 | L, 3-11 | Mar. 18, 2017 | Alabama | 11 | W, 1-0 | | | | |
| Apr. 21, 2013 | Alabama | 4 | L, 8-9 | Mar. 19, 2017 | Alabama | 11 | L, 0-3 | | | | |
| May 3, 2013 | Texas A&M | 14 | L, 2-5 | Mar. 22, 2017 | Ole Miss | 23 | L, 0-2 | | | | |
| May 4, 2013 | Texas A&M | 14 | W, 6-2 | Mar. 24, 2017 | Oklahoma | 13 | L, 3-5 | | | | |
| May 5, 2013 | Texas A&M | 14 | L, 2-4 | Mar. 31, 2017 | LSU | 10 | L, 2-7 | | | | |
| May 17, 2013 | Florida State | 19 | L, 2-5 | Apr. 1, 2017 | LSU | 10 | L, 0-1 | | | | |
| May 18, 2013 | South Alabama | 15 | L, 0-3 | Apr. 2, 2017 | LSU | 10 | L, 1-4 | | | | |
| Mar. 7, 2014 | Kentucky | 8 | L, 0-4 | Apr. 14, 2017 | Georgia | 19 | W, 9-4 | | | | |
| Mar. 8, 2014 | Kentucky | 8 | W, 2-1 | Apr. 15, 2017 | Georgia | 19 | L, 6-7 | | | | |
| Mar. 9, 2014 | Kentucky | 8 | L, 0-5 | Apr. 16, 2017 | Georgia | 19 | W, 5-2 | | | | |
| Mar. 14, 2014 | Georgia | 15 | L, 0-1 | Apr. 22, 2017 | Arkansas | 24 | W, 3-0 | | | | |
| Mar. 15, 2014 | Georgia [2] | 15 | L, 1-9 (5) | Apr. 23, 2017 | Arkansas | 24 | L, 4-5 | | | | |
| Mar. 15, 2014 | Georgia [1] | 15 | L, 2-11 (5) | Apr. 24, 2017 | Arkansas | 24 | W, 4-3 | | | | |
| Mar. 22, 2014 | Auburn | 21 | L, 2-5 | Apr. 28, 2017 | Auburn | 9 | L, 2-4 | | | | |
| Mar. 22, 2014 | Auburn | 21 | L, 3-11 (6) | Apr. 29, 2017 | Auburn | 9 | L, 2-6 | | | | |
| Mar. 23, 2014 | Auburn | 21 | W, 5-2 | Apr. 30, 2017 | Auburn | 9 | L, 3-6 | | | | |
| Apr. 4, 2014 | Missouri | 16 | L, 0-6 | May 5, 2017 | Kentucky | 16 | W, 6-2 | | | | |
| Apr. 5, 2014 | Missouri [2] | 16 | L, 1-8 | May 6, 2017 | Kentucky | 16 | W, 5-3 | | | | |
| Apr. 5, 2014 | Missouri [1] | 16 | W, 9-3 | May 7, 2017 | Kentucky | 16 | L, 7-10 (11) | | | | |
| Apr. 11, 2014 | Alabama | 3 | L, 1-5 | May 10, 2017 | Ole Miss | 19 | L, 1-2 | | | | |
| Apr. 12, 2014 | Alabama | 3 | W, 4-2 | May 18, 2017 | BYU | 21 | L, 0-8 (6) | | | | |
| Apr. 13, 2014 | Alabama | 3 | W, 4-3 (10) | Feb. 22, 2018 | Arizona State | 17 | L, 1-3 | | | | |
| Apr. 18, 2014 | Tennessee | 4 | W, 2-0 | Feb. 23, 2018 | Oklahoma State | 18 | W, 9-4 | | | | |
| Apr. 19, 2014 | Tennessee | 4 | L, 5-11 | Mar. 23, 2018 | Georgia | 7 | L, 2-4 | | | | |
| Apr. 20, 2014 | Tennessee | 4 | W, 11-7 | Mar. 24, 2018 | Georgia | 7 | W, 5-4 | | | | |
| May 2, 2014 | LSU | 25 | L, 5-6 | Mar. 25, 2018 | Georgia | 7 | L, 2-3 | | | | |
| May 3, 2014 | LSU | 25 | L, 0-8 (6) | Mar. 30, 2018 | Arkansas | 23 | L, 2-3 | | | | |

RECORD BREAKDOWN

| YEAR | RECORD | RANKING | RECORD |
|--------------|---------------|--------------|---------------|
| 1985 | 1-1 | 1 | 2-11 |
| 1997 | 0-2 | 2 | 1-16 |
| 1998 | 1-7 | 3 | 4-28 |
| 1999 | 2-12 | 4 | 6-27 |
| 2000 | 5-16 | 5 | 1-13 |
| 2001 | 1-12 | 6 | 3-14 |
| 2002 | 8-15 | 7 | 6-16 |
| 2003 | 7-17 | 8 | 2-11 |
| 2004 | 9-17 | 9 | 3-9 |
| 2005 | 4-22 | 10 | 10-30 |
| 2006 | 1-19 | 11 | 3-14 |
| 2007 | 2-14 | 12 | 1-15 |
| 2008 | 4-11 | 13 | 3-13 |
| 2009 | 4-16 | 14 | 5-19 |
| 2010 | 0-14 | 15 | 0-11 |
| 2011 | 4-19 | 16 | 5-15 |
| 2012 | 2-13 | 17 | 7-11 |
| 2013 | 4-14 | 18 | 2-8 |
| 2014 | 8-15 | 19 | 4-8 |
| 2015 | 7-15 | 20 | 3-12 |
| 2016 | 3-21 | 21 | 9-18 |
| 2017 | 9-17 | 22 | 5-5 |
| 2018 | 5-18 | 23 | 4-8 |
| 2019 | 6-19 | 24 | 4-8 |
| TOTAL | 97-346 | 25 | 4-5 |
| | | TOTAL | 97-346 |

EXTRA-INNING GAMES (59-65)

| DATE | OPPONENT | INN. | RESULT | DATE | OPPONENT | INN. | RESULT | DATE | OPPONENT | INN. | RESULT |
|---------------|---------------------------|------|---------|---------------|---------------------------|------|----------|---------------|------------------------|------|---------|
| Mar. 8, 1984 | Florida State | 9 | L, 0-1 | Feb. 10, 2001 | No. 16 Oregon State | 8 | L, 0-1 | Mar. 12, 2010 | Colorado State | 8 | L, 5-6 |
| Mar. 19, 1984 | Western Illinois [2] | 10 | L, 0-1 | Feb. 18, 2001 | Tennessee Tech | 8 | W, 1-0 | Feb. 11, 2011 | UNLV | 9 | L, 9-10 |
| Mar. 19, 1984 | Western Illinois [1] | 8 | L, 7-8 | Feb. 20, 2001 | Louisiana-Monroe [1] | 9 | W, 2-1 | Mar. 11, 2011 | Florida State | 10 | W, 9-8 |
| Mar. 19, 1985 | Southern Miss [2] | 9 | L, 4-5 | Mar. 8, 2001 | Georgia Southern | 9 | W, 3-2 | Apr. 10, 2011 | No. 22 Auburn | 8 | L, 4-5 |
| Mar. 19, 1985 | Southern Miss [1] | 8 | L, 3-5 | Mar. 24, 2001 | Georgia [1] | 10 | W, 6-5 | Mar. 28, 2012 | Mississippi Valley St. | 8 | W, 4-3 |
| Mar. 22, 1985 | Nicholls State | 9 | L, 2-3 | Mar. 27, 2001 | Ole Miss [2] | 11 | W, 7-5 | Apr. 21, 2012 | Kentucky | 8 | W, 2-1 |
| Apr. 28, 1985 | No. 10 South Carolina [2] | 9 | W, 5-4 | Apr. 19, 2001 | Georgia Tech [2] | 10 | W, 4-1 | May 17, 2012 | BYU | 9 | L, 3-4 |
| Apr. 28, 1985 | No. 10 South Carolina [1] | 9 | L, 3-7 | Apr. 28, 2001 | Arkansas | 8 | W, 2-1 | Feb. 17, 2013 | Lipscomb | 10 | W, 4-3 |
| Mar. 6, 1997 | Ole Miss [2] | 8 | W, 2-1 | Feb. 9, 2002 | New Mexico State | 8 | W, 7-6 | Mar. 8, 2013 | No. 12 LSU | 14 | L, 0-1 |
| Mar. 15, 1997 | Missouri | 8 | L, 3-4 | Mar. 1, 2002 | Texas | 14 | L, 0-1 | Mar. 22, 2013 | No. 21 Kentucky | 10 | L, 4-5 |
| Mar. 22, 1997 | No. 4 South Carolina [1] | 8 | L, 0-4 | Mar. 9, 2002 | FIU | 8 | W, 3-2 | Feb. 15, 2014 | LIU-Brooklyn | 11 | W, 1-0 |
| Mar. 26, 1997 | Georgia [2] | 10 | W, 8-7 | Mar. 17, 2002 | No. 24 South Carolina [2] | 9 | W, 11-10 | Feb. 28, 2014 | No. 12 Baylor | 8 | L, 0-1 |
| Apr. 11, 1997 | Kentucky [2] | 11 | W, 12-7 | Mar. 19, 2002 | No. 4 LSU [2] | 11 | W, 8-7 | Mar. 11, 2014 | Kennesaw State | 8 | L, 1-2 |
| Apr. 11, 1997 | Kentucky [1] | 8 | W, 6-1 | Mar. 2, 2003 | Pittsburgh | 8 | W, 5-4 | Apr. 13, 2014 | No. 3 Alabama | 10 | W, 4-3 |
| Apr. 13, 1997 | Tennessee [1] | 8 | W, 5-4 | Mar. 26, 2003 | No. 11 LSU [2] | 8 | L, 13-15 | May 7, 2014 | No. 16 Kentucky | 9 | L, 3-4 |
| Apr. 18, 1997 | Alabama [1] | 8 | L, 2-5 | Apr. 10, 2003 | Ole Miss [2] | 8 | L, 8-10 | Feb. 24, 2015 | UAB | 8 | L, 4-5 |
| Apr. 25, 1997 | Louisiana Tech [2] | 10 | W, 3-2 | Feb. 15, 2004 | San Diego State | 8 | L, 1-2 | Mar. 8, 2015 | No. 8 Georgia | 9 | W, 8-7 |
| Apr. 30, 1997 | Ole Miss [1] | 9 | L, 0-1 | Mar. 21, 2004 | No. 14 Tennessee | 8 | L, 3-5 | Mar. 21, 2015 | Ole Miss [1] | 9 | L, 7-8 |
| Feb. 21, 1998 | No. 13 Missouri | 10 | L, 4-7 | May 20, 2004 | Iowa | 8 | W, 2-1 | Apr. 26, 2015 | Georgia Southern | 9 | W, 7-5 |
| Feb. 26, 1998 | Cal Poly-San Luis Obispo | 8 | L, 2-5 | Feb. 25, 2005 | Cal State Fullerton | 8 | W, 5-4 | Feb. 19, 2016 | No. 23 S. Alabama | 8 | W, 4-2 |
| Feb. 28, 1998 | UC-Santa Barbara | 9 | L, 9-13 | May 8, 2005 | South Carolina | 8 | W, 3-2 | Feb. 21, 2016 | Samford | 8 | W, 5-2 |
| Mar. 7, 1998 | No. 2 Michigan | 8 | L, 1-2 | May 22, 2005 | Texas A&M-CC | 8 | W, 2-1 | Mar. 18, 2016 | No. 3 Auburn | 14 | L, 2-3 |
| Mar. 22, 1998 | Georgia [1] | 9 | W, 7-4 | Mar. 4, 2006 | Bowling Green | 8 | W, 3-2 | Apr. 3, 2016 | Ole Miss | 8 | W, 1-0 |
| Mar. 27, 1998 | Arkansas [2] | 8 | L, 1-2 | Mar. 25, 2006 | South Carolina [1] | 10 | W, 4-3 | Apr. 16, 2016 | No. 11 LSU | 12 | L, 2-5 |
| Mar. 28, 1998 | Arkansas [1] | 9 | W, 3-2 | Apr. 29, 2006 | No. 4 Alabama [1] | 8 | L, 4-5 | Apr. 24, 2016 | No. 1 Florida | 10 | L, 1-3 |
| Apr. 21, 1998 | Samford [1] | 10 | W, 3-2 | May 7, 2006 | Kentucky | 8 | W, 3-2 | May 6, 2016 | No. 12 Kentucky | 9 | L, 2-3 |
| May 2, 1998 | Auburn [2] | 10 | W, 3-2 | Feb. 24, 2007 | No. 21 Nebraska | 9 | L, 6-7 | May 7, 2016 | No. 12 Kentucky | 8 | L, 0-1 |
| May 10, 1998 | Alabama | 9 | L, 4-5 | Mar. 3, 2007 | UT Martin | 9 | W, 6-5 | Feb. 12, 2017 | Georgia State | 12 | L, 1-3 |
| Feb. 21, 1999 | Evansville | 8 | W, 1-0 | Mar. 17, 2007 | No. 1 Tennessee [2] | 8 | L, 1-2 | Mar. 4, 2017 | Samford | 12 | W, 6-5 |
| Mar. 12, 1999 | Jacksonville State | 8 | L, 6-7 | Apr. 14, 2007 | No. 6 LSU [2] | 9 | L, 3-4 | May 7, 2017 | No. 19 Kentucky | 11 | L, 7-10 |
| Mar. 19, 1999 | Ole Miss [1] | 11 | L, 4-5 | Apr. 14, 2007 | No. 6 LSU [1] | 9 | L, 1-4 | Feb. 16, 2018 | Drake | 8 | L, 0-1 |
| Mar. 27, 1999 | Georgia [2] | 9 | W, 2-1 | Apr. 21, 2007 | Georgia [2] | 8 | W, 13-9 | Feb. 20, 2018 | Southeastern La. | 8 | W, 3-2 |
| Apr. 15, 1999 | Louisiana-Monroe [2] | 9 | W, 3-2 | Apr. 28, 2007 | No. 20 Florida | 9 | L, 2-3 | Apr. 7, 2018 | No. 10 Texas A&M | 10 | W, 4-3 |
| Apr. 23, 1999 | Alabama [1] | 8 | W, 8-7 | Feb. 9, 2008 | San Diego State | 9 | W, 4-1 | Apr. 8, 2018 | No. 10 Texas A&M | 8 | L, 1-4 |
| Apr. 30, 1999 | Florida [1] | 9 | L, 4-7 | Feb. 16, 2008 | Fordham | 8 | W, 6-5 | Feb. 24, 2019 | SE Louisiana | 9 | W, 4-3 |
| May 16, 1999 | No. 7 LSU | 9 | L, 0-2 | Mar. 1, 2008 | UC Santa Barbara | 8 | L, 2-5 | Mar. 2, 2019 | at Duke | 9 | W, 3-2 |
| Feb. 12, 2000 | Utah | 9 | L, 6-8 | Mar. 11, 2008 | Auburn [2] | 9 | L, 4-5 | Mar. 23, 2019 | No. 13 Auburn | 8 | L, 4-7 |
| Mar. 3, 2000 | No. 9 Stanford | 9 | W, 2-1 | Apr. 1, 2008 | South Carolina | 8 | W, 8-7 | Mar. 29, 2019 | at No. 4 Alabama | 8 | L, 2-3 |
| Mar. 12, 2000 | No. 18 South Carolina | 8 | L, 1-2 | Mar. 17, 2009 | Arkansas | 8 | L, 3-8 | Mar. 31, 2019 | at No. 4 Alabama | 10 | W, 12-9 |
| Mar. 24, 2000 | No. 17 South Carolina [1] | 9 | L, 1-2 | Apr. 15, 2009 | No. 6 Georgia [2] | 10 | W, 3-1 | Apr. 20, 2019 | No. 16 Ole Miss | 8 | L, 1-3 |
| Apr. 1, 2000 | Arkansas [1] | 8 | W, 4-3 | Apr. 22, 2009 | Auburn [1] | 10 | W, 2-1 | | | | |
| Apr. 7, 2000 | No. 8 LSU [2] | 10 | L, 4-8 | Feb. 21, 2010 | Oregon State | 8 | W, 6-5 | | | | |
| Apr. 21, 2000 | No. 10 Alabama [2] | 9 | L, 6-7 | Feb. 26, 2010 | No. 20 Massachusetts | 9 | L, 6-7 | | | | |



RUN-RULE GAMES (152-74)

| DATE | OPPONENT | INN. | RESULT | DATE | OPPONENT | INN. | RESULT | DATE | OPPONENT | INN. | RESULT |
|---------------|---------------------------|------|---------|---------------|----------------------------|------|---------|---------------|---------------------------|------|---------|
| Feb. 22, 1997 | Alcorn State | 5 | W, 19-0 | Mar. 1, 2006 | Samford | 6 | W, 9-1 | Mar. 14, 2013 | College of Charleston [1] | 5 | W, 8-0 |
| Mar. 1, 1997 | Tennessee State | 5 | W, 9-0 | Mar. 28, 2006 | Middle Tennessee St. | 5 | W, 13-1 | Mar. 15, 2013 | Charleston Southern | 5 | W, 12-4 |
| Mar. 1, 1997 | Alabama State | 5 | W, 30-0 | Mar. 30, 2006 | Southern Miss | 5 | W, 8-0 | Apr. 5, 2013 | No. 3 Florida | 6 | L, 1-9 |
| Mar. 2, 1997 | Alabama State | 5 | W, 18-0 | Apr. 8, 2006 | No. 10 Georgia [2] | 6 | L, 0-8 | Apr. 10, 2013 | Jackson State | 5 | W, 12-3 |
| Mar. 2, 1997 | Tennessee State | 6 | W, 12-1 | Apr. 23, 2006 | No. 4 Tennessee | 5 | L, 0-10 | Apr. 14, 2013 | Ole Miss | 6 | W, 8-0 |
| Apr. 4, 1997 | LSU [2] | 6 | L, 1-9 | Feb. 16, 2007 | No. 10 California | 6 | W, 9-0 | Apr. 16, 2013 | Samford | 5 | W, 13-1 |
| Apr. 13, 1997 | Tennessee [2] | 5 | L, 0-11 | Feb. 21, 2007 | Mississippi Valley St. | 5 | W, 10-2 | Apr. 20, 2013 | No. 4 Alabama | 5 | L, 3-11 |
| Feb. 21, 1998 | Chattanooga | 6 | W, 8-0 | Feb. 23, 2007 | Seton Hall | 5 | W, 23-0 | Apr. 24, 2013 | Memphis | 6 | W, 9-1 |
| Apr. 14, 1998 | Louisiana-Monroe [1] | 6 | W, 11-0 | Feb. 24, 2007 | Tennessee Tech | 6 | W, 10-1 | Feb. 7, 2014 | Northern Kentucky | 5 | W, 12-1 |
| Apr. 24, 1998 | Georgia Southern [2] | 5 | W, 9-1 | Mar. 3, 2007 | Chattanooga | 5 | L, 3-11 | Feb. 7, 2014 | Mississippi Valley St. | 5 | W, 8-0 |
| Apr. 25, 1998 | Ole Miss [1] | 5 | W, 11-0 | Mar. 10, 2007 | No. 3 Alabama [2] | 5 | L, 2-10 | Feb. 8, 2014 | Jacksonville State | 6 | W, 9-1 |
| Feb. 13, 1999 | UNLV | 5 | W, 9-1 | Mar. 11, 2007 | No. 3 Alabama | 6 | L, 0-8 | Feb. 9, 2014 | Jacksonville State | 5 | W, 8-0 |
| Mar. 20, 1999 | Ole Miss [2] | 6 | L, 0-8 | Apr. 7, 2007 | Ole Miss | 6 | W, 8-0 | Feb. 23, 2014 | Iowa | 5 | W, 9-1 |
| Mar. 20, 1999 | Ole Miss [1] | 5 | W, 8-0 | May 5, 2007 | Arkansas | 5 | W, 8-0 | Mar. 15, 2014 | No. 15 Georgia [2] | 5 | L, 1-9 |
| Apr. 15, 1999 | Louisiana-Monroe [1] | 5 | W, 9-1 | Feb. 9, 2008 | San Diego State | 6 | W, 8-0 | Mar. 15, 2014 | No. 15 Georgia [1] | 5 | L, 2-11 |
| Apr. 18, 1999 | Tennessee [1] | 6 | L, 1-9 | Feb. 9, 2008 | UC Riverside | 5 | W, 8-0 | Mar. 21, 2014 | No. 21 Auburn | 6 | L, 3-11 |
| May 7, 1999 | Auburn [2] | 5 | W, 8-0 | Feb. 13, 2008 | Mississippi Valley St. | 5 | W, 10-0 | Mar. 26, 2014 | Samford | 6 | W, 9-1 |
| May 8, 1999 | Auburn [1] | 5 | W, 8-0 | Feb. 23, 2008 | Austin Peay | 6 | W, 12-4 | Mar. 30, 2014 | Marshall | 5 | W, 9-1 |
| Feb. 19, 2000 | Belmont | 6 | W, 8-0 | Mar. 7, 2008 | Charleston Southern | 5 | W, 19-2 | Apr. 1, 2014 | Mississippi Valley St. | 5 | W, 13-0 |
| Feb. 20, 2000 | Austin Peay | 5 | W, 10-1 | Mar. 12, 2008 | Auburn | 5 | L, 0-8 | Apr. 26, 2014 | Arkansas | 5 | W, 18-7 |
| Mar. 3, 2000 | No. 5 Oklahoma | 6 | L, 4-12 | Mar. 18, 2008 | Southern Miss | 5 | W, 9-0 | Apr. 27, 2014 | Arkansas | 6 | W, 8-0 |
| Apr. 7, 2000 | No. 8 LSU [1] | 5 | L, 0-8 | Mar. 29, 2008 | Georgetown | 5 | W, 8-0 | May 3, 2014 | No. 25 LSU | 6 | L, 0-8 |
| Apr. 22, 2000 | No. 10 Alabama [1] | 6 | L, 0-9 | Mar. 29, 2008 | Mississippi Valley St. | 5 | W, 10-1 | Feb. 5, 2015 | Mississippi Valley St. | 6 | W, 8-0 |
| Apr. 28, 2000 | Florida [1] | 5 | L, 3-11 | Mar. 30, 2008 | Mississippi Valley St. | 5 | W, 12-0 | Feb. 6, 2015 | Middle Tennessee | 6 | W, 9-1 |
| May 1, 2000 | Auburn [2] | 6 | W, 10-2 | Apr. 3, 2008 | Kentucky | 5 | W, 8-0 | Feb. 7, 2015 | Austin Peay | 5 | W, 8-0 |
| May 19, 2000 | Utah | 6 | W, 11-3 | Apr. 13, 2008 | South Carolina | 6 | W, 9-1 | Feb. 21, 2015 | Penn State [2] | 6 | W, 10-5 |
| Feb. 6, 2001 | Belmont [1] | 5 | W, 9-0 | Apr. 19, 2008 | No. 21 Georgia | 5 | W, 10-0 | Feb. 22, 2015 | Penn State | 5 | W, 10-2 |
| Feb. 17, 2001 | Winthrop | 5 | W, 14-2 | May 3, 2008 | Arkansas | 5 | W, 9-1 | Mar. 7, 2015 | No. 8 Georgia | 5 | L, 1-9 |
| Mar. 28, 2001 | Ole Miss | 5 | W, 12-0 | Feb. 7, 2009 | Iona | 5 | W, 10-0 | Mar. 17, 2015 | Southeastern La. | 5 | W, 16-1 |
| Apr. 22, 2001 | No. 7 Alabama | 6 | L, 0-8 | Mar. 28, 2009 | No. 9 Tennessee | 5 | L, 0-8 | Mar. 25, 2015 | Southern Miss | 6 | W, 10-0 |
| Feb. 8, 2002 | Texas Tech | 5 | W, 12-4 | Apr. 4, 2009 | No. 1 Florida | 5 | L, 2-11 | Apr. 6, 2015 | Arkansas | 6 | W, 16-4 |
| Feb. 15, 2002 | Colorado State | 6 | W, 10-2 | Apr. 9, 2009 | Jackson State [1] | 5 | W, 9-0 | Apr. 12, 2015 | No. 21 Missouri | 5 | L, 2-10 |
| Feb. 27, 2002 | Oakland [2] | 5 | W, 10-1 | Apr. 15, 2009 | No. 6 Georgia [1] | 5 | L, 0-10 | Apr. 19, 2015 | No. 12 Tennessee | 6 | L, 8-16 |
| Mar. 8, 2002 | Nicholls State | 5 | W, 8-0 | Apr. 19, 2009 | South Carolina | 6 | W, 10-2 | Apr. 22, 2015 | Memphis | 5 | W, 11-3 |
| Apr. 24, 2002 | Jacksonville State | 5 | W, 10-1 | May 2, 2009 | Ole Miss [2] | 5 | W, 8-0 | May 3, 2015 | South Carolina | 6 | L, 1-9 |
| Feb. 14, 2003 | Mississippi Valley St. | 5 | W, 14-0 | May 8, 2009 | Mississippi Valley St. [1] | 5 | W, 10-2 | May 6, 2015 | No. 13 Missouri | 6 | L, 0-9 |
| Feb. 16, 2003 | Samford | 5 | W, 15-4 | Feb. 13, 2010 | Stephen F. Austin | 5 | W, 8-0 | Feb. 12, 2016 | Houston | 6 | W, 9-1 |
| Feb. 16, 2003 | Jacksonville State | 6 | L, 1-9 | Feb. 19, 2010 | No. 21 Texas A&M | 5 | L, 0-9 | Feb. 22, 2016 | Southeastern La. | 5 | W, 8-0 |
| Mar. 8, 2003 | No. 13 South Carolina [2] | 6 | L, 3-11 | Feb. 20, 2010 | No. 21 Texas A&M | 5 | L, 4-13 | Mar. 22, 2016 | Southeastern La. | 6 | W, 10-2 |
| Mar. 11, 2003 | Monmouth | 6 | W, 9-1 | Mar. 5, 2010 | Troy | 5 | W, 8-0 | Apr. 9, 2016 | No. 4 Alabama | 6 | L, 0-8 |
| Mar. 16, 2003 | No. 10 Georgia | 5 | L, 0-9 | Mar. 6, 2010 | Mississippi Valley St. | 5 | W, 11-1 | Apr. 17, 2016 | No. 11 LSU | 5 | L, 1-12 |
| Mar. 19, 2003 | Birmingham Southern [1] | 5 | W, 8-0 | Mar. 13, 2010 | East Tennessee St. | 5 | W, 9-0 | Apr. 22, 2016 | No. 1 Florida | 5 | L, 1-12 |
| Mar. 22, 2003 | Tennessee [1] | 5 | L, 0-8 | Mar. 14, 2010 | Fresno State | 5 | L, 3-11 | May 9, 2016 | Alcorn State | 5 | W, 8-0 |
| Mar. 23, 2003 | Tennessee | 5 | L, 2-16 | Apr. 7, 2010 | Mississippi Valley St. | 5 | W, 9-1 | Feb. 28, 2017 | Southeastern La. | 5 | W, 9-1 |
| Apr. 9, 2003 | Ole Miss | 5 | W, 14-0 | May 1, 2010 | No. 6 Florida [2] | 5 | L, 1-9 | Mar. 2, 2017 | Alabama State | 5 | W, 10-0 |
| Apr. 14, 2003 | Georgia Tech [1] | 5 | L, 1-9 | May 1, 2010 | No. 6 Florida [1] | 5 | L, 0-8 | Mar. 5, 2017 | Central Arkansas | 5 | W, 8-0 |
| May 16, 2003 | No. 11 Nebraska | 6 | L, 0-8 | May 8, 2010 | No. 3 Alabama [1] | 6 | L, 1-10 | Mar. 17, 2017 | No. 11 Alabama | 5 | L, 3-11 |
| May 16, 2003 | No. 8 Washington | 6 | L, 0-8 | Feb. 12, 2011 | Washington | 5 | L, 5-18 | Mar. 25, 2017 | UAB | 6 | W, 8-0 |
| Feb. 8, 2004 | Jackson State | 5 | W, 18-3 | Mar. 1, 2011 | UAB | 6 | L, 0-8 | Mar. 29, 2017 | MVSU | 6 | W, 8-0 |
| Feb. 20, 2004 | Alabama A&M | 5 | W, 13-0 | Mar. 6, 2011 | Mississippi Valley St. | 5 | W, 8-0 | Apr. 5, 2017 | Jackson State | 5 | 14-0 |
| Feb. 21, 2004 | Austin Peay | 5 | W, 8-0 | Mar. 12, 2011 | North Carolina | 5 | L, 4-12 | May 18, 2017 | No. 21 BYU | 6 | L, 0-8 |
| Feb. 21, 2004 | Mississippi Valley St. | 5 | W, 12-0 | Mar. 16, 2011 | No. 2 Florida [2] | 5 | L, 1-18 | Feb. 9, 2018 | Omaha | 5 | W, 8-0 |
| Feb. 22, 2004 | Alabama A&M | 5 | W, 13-0 | Mar. 26, 2011 | No. 2 Florida [1] | 5 | L, 0-8 | Feb. 9, 2018 | Mississippi Valley | 5 | W, 10-0 |
| Mar. 6, 2004 | No. 14 South Carolina [2] | 5 | W, 8-0 | Mar. 29, 2011 | No. 23 Kentucky | 5 | L, 0-8 | Feb. 11, 2018 | Mississippi Valley | 6 | W, 8-0 |
| Mar. 13, 2004 | No. 6 Georgia [2] | 6 | L, 0-9 | Mar. 29, 2011 | Alcorn State [2] | 5 | W, 10-1 | Feb. 22, 2018 | Nebraska | 5 | W, 9-0 |
| Mar. 16, 2004 | Chattanooga [1] | 5 | W, 9-0 | Apr. 6, 2011 | Alcorn State [1] | 5 | W, 11-2 | Mar. 3, 2018 | Sam Houston State | 5 | W, 9-0 |
| Apr. 9, 2004 | No. 10 Alabama [1] | 6 | L, 0-10 | Apr. 16, 2011 | Southern Miss | 5 | L, 4-14 | Mar. 9, 2018 | Illinois | 5 | W, 12-1 |
| Apr. 18, 2004 | Arkansas | 6 | W, 8-0 | Apr. 16, 2011 | No. 3 Alabama | 6 | L, 3-13 | Mar. 10, 2018 | UMass Lowell | 6 | W, 9-1 |
| Apr. 20, 2004 | Ole Miss [1] | 5 | W, 8-0 | Apr. 22, 2011 | Mississippi Valley St. | 6 | W, 9-1 | Mar. 11, 2018 | UMass Lowell | 5 | W, 11-0 |
| Apr. 27, 2004 | UAB | 6 | W, 11-3 | May 8, 2011 | No. 4 Tennessee | 6 | L, 0-8 | Mar. 13, 2018 | Samford | 5 | W, 11-1 |
| May 8, 2004 | No. 22 Georgia Tech [1] | 6 | W, 10-2 | Feb. 29, 2012 | No. 7 Georgia | 5 | L, 2-10 | Apr. 10, 2018 | Alcorn State | 5 | W, 11-0 |
| May 14, 2004 | No. 10 Georgia | 5 | L, 2-11 | Mar. 2, 2012 | Jackson State | 5 | W, 11-2 | May 19, 2018 | North Dakota State | 5 | W, 12-0 |
| Feb. 4, 2005 | Louisiana Tech | 5 | W, 9-0 | Mar. 2, 2012 | Louisiana Tech | 5 | W, 8-0 | Feb. 9, 2019 | Valparaiso [2] | 5 | W, 10-0 |
| Feb. 6, 2005 | Mississippi Valley St. | 5 | W, 15-0 | Mar. 3, 2012 | Columbia | 5 | W, 11-1 | Feb. 16, 2019 | vs. UCF | 5 | W, 11-3 |
| Mar. 2, 2005 | Southern Miss | 6 | W, 9-0 | Mar. 3, 2012 | Eastern Illinois | 5 | W, 8-0 | Feb. 24, 2019 | Georgia Tech [1] | 5 | W, 9-0 |
| Mar. 6, 2005 | Ohio State | 5 | L, 0-11 | Mar. 3, 2012 | Columbia | 6 | W, 12-4 | Mar. 5, 2019 | UT Martin | 6 | W, 9-1 |
| Mar. 17, 2005 | Middle Tennessee | 5 | W, 8-0 | Mar. 23, 2012 | No. 12 Tennessee | 5 | L, 0-8 | Mar. 8, 2019 | Mississippi Valley St. | 5 | W, 15-0 |
| Apr. 2, 2005 | No. 23 Auburn | 5 | L, 2-10 | Apr. 7, 2012 | No. 12 Tennessee | 5 | L, 0-8 | Mar. 15, 2019 | at No. 15 Kentucky | 5 | L, 0-8 |
| Apr. 9, 2005 | No. 10 Alabama [1] | 5 | L, 0-8 | Feb. 9, 2013 | Arkansas | 5 | L, 2-13 | Mar. 24, 2019 | No. 13 Auburn | 5 | L, 0-9 |
| Apr. 10, 2005 | No. 10 Alabama | 5 | L, 1-9 | Feb. 9, 2013 | Georgia State | 6 | W, 9-1 | Apr. 3, 2019 | vs. Jacksonville State | 6 | W, 11-3 |
| Apr. 12, 2005 | UAB | 5 | W, 11-1 | Feb. 13, 2013 | Tennessee State | 6 | W, 8-0 | Apr. 10, 2019 | Memphis | 5 | W, 15-3 |
| Apr. 23, 2005 | No. 16 Florida [2] | 5 | L, 4-12 | Mar. 1, 2013 | Louisiana | 6 | L, 1-9 | Apr. 13, 2019 | at No. 9 Tennessee | 5 | L, 2-10 |
| Feb. 10, 2006 | Jacksonville | 5 | W, 8-0 | Mar. 2, 2013 | Hofstra | 6 | W, 9-1 | Apr. 19, 2019 | No. 16 Ole Miss | 5 | L, 0-21 |
| Feb. 11, 2006 | Jacksonville | 5 | W, 8-0 | Mar. 13, 2013 | Fordham | 5 | W, 8-0 | Apr. 28, 2019 | Missouri | 5 | W, 10-2 |
| Feb. 17, 2006 | East Tennessee St. | 6 | W, 9-1 | Mar. 13, 2013 | South Carolina [2] | 5 | W, 9-0 | | | | |
| Feb. 26, 2006 | Alcorn State | 5 | W, 9-0 | Mar. 14, 2013 | College of Charleston [2] | 5 | W, 12-1 | | | | |

MSU IN THE SEC TOURNAMENT

ALL-TIME RESULTS (13-26, 18 APPEARANCES)

1998 (COLUMBUS, GA.)

| | | |
|--------|----------------|------------|
| May 8 | South Carolina | L, 0-2 |
| May 8 | Georgia | W, 3-2 |
| May 9 | South Carolina | W, 3-0 |
| May 9 | Florida | W, 1-0 |
| May 10 | Florida | W, 1-0 |
| May 10 | Alabama | L, 4-5 (9) |

1999 (COLUMBUS, GA.)

| | | |
|--------|-----------------------|------------|
| May 13 | Alabama | W, 6-3 |
| May 14 | No. 24 Tennessee | L, 2-4 |
| May 15 | No. 14 South Carolina | W, 2-1 |
| May 16 | No. 7 LSU | L, 0-2 (9) |

2000 (COLUMBUS, GA.)

| | | |
|--------|----------------|--------|
| May 11 | Arkansas | L, 1-2 |
| May 12 | Auburn | W, 9-3 |
| May 13 | No. 11 Alabama | L, 3-4 |

2001 (CHATTANOOGA, TENN.)

| | | |
|--------|-----------|--------|
| May 10 | Florida | W, 1-0 |
| May 11 | No. 3 LSU | L, 1-2 |
| May 12 | Arkansas | L, 2-7 |

2002 (CHATTANOOGA, TENN.)

| | | |
|--------|----------------|---------|
| May 9 | South Carolina | L, 5-11 |
| May 10 | Arkansas | W, 5-1 |
| May 11 | No. 25 Georgia | L, 1-7 |

2003 (PLANT CITY, FLA.)

| | | |
|-------|-----------------------|--------|
| May 8 | No. 7 Georgia | L, 0-3 |
| May 9 | No. 19 South Carolina | L, 1-2 |

2004 (TUSCALOOSA, ALA.)

| | | |
|--------|------------------|-------------|
| May 13 | No. 10 Tennessee | W, 8-2 |
| May 14 | No. 6 Georgia | L, 2-11 (5) |
| May 15 | No. 12 Auburn | L, 3-4 |

2005 (GAINESVILLE, FLA.)

| | | |
|--------|------------------|--------|
| May 12 | No. 9 Alabama | L, 0-5 |
| May 13 | South Carolina | W, 4-1 |
| May 14 | No. 11 Tennessee | L, 0-3 |

2007 (AUBURN, ALA.)

| | | |
|--------|----------------|--------|
| May 10 | No. 25 Florida | L, 0-3 |
|--------|----------------|--------|

2008 (AUBURN, ALA.)

| | | |
|-------|---------|--------|
| May 8 | Alabama | L, 0-1 |
|-------|---------|--------|

2011 (OXFORD, MISS.)

| | | |
|--------|---------------|--------|
| May 12 | No. 4 Alabama | L, 1-5 |
|--------|---------------|--------|

2012 (TUSCALOOSA, ALA.)

| | | |
|--------|---------------|--------|
| May 10 | No. 3 Alabama | L, 2-5 |
|--------|---------------|--------|

2014 (COLUMBIA, S.C.)

| | | |
|-------|-----------------|------------|
| May 7 | No. 16 Kentucky | L, 3-4 (9) |
|-------|-----------------|------------|

2015 (BATON ROUGE, LA.)

| | | |
|--------|-----------------|------------|
| May 10 | No. 10 Missouri | L, 0-9 (6) |
|--------|-----------------|------------|

2016 (STARKVILLE, MISS.)

| | | |
|--------|---------------|--------|
| May 11 | No. 4 Alabama | L, 5-7 |
|--------|---------------|--------|

2017 (KNOXVILLE, TENN.)

| | | |
|--------|-----------------|--------|
| May 10 | No. 19 Ole Miss | L, 1-2 |
|--------|-----------------|--------|

2018 (COLUMBIA, MO.)

| | | |
|--------|-----------------------|--------|
| May 9 | No. 13 Texas A&M | W, 2-0 |
| May 10 | No. 12 South Carolina | L, 1-3 |

2019 (COLLEGE STATION, TEXAS)

| | | |
|-------|-----------------|--------|
| May 8 | Texas A&M | W, 3-2 |
| May 9 | No. 17 Ole Miss | L, 4-9 |

RECORD BREAKDOWN

| OVERALL | RECORD |
|------------------|--------|
| Appearances | 18 |
| Overall Record | 13-26 |
| In Opening Game | 5-13 |
| In Extra Innings | 0-3 |
| In One-Run Games | 6-9 |
| vs. Ranked Teams | 3-19 |

| BY LOCATION | RECORD |
|---------------------------|--------|
| In Auburn, Ala. | 0-2 |
| In Baton Rouge, La. | 0-1 |
| In Chattanooga, Tenn. | 2-4 |
| In College Station, Texas | 1-1 |
| In Columbia, S.C. | 0-1 |
| In Columbia, Mo. | 1-1 |
| In Columbus, Ga. | 7-6 |
| In Gainesville, Fla. | 1-2 |
| In Knoxville, Tenn. | 0-1 |
| In Oxford, Miss. | 0-1 |
| In Plant City, Fla. | 0-2 |
| In Starkville, Miss. | 0-1 |
| In Tuscaloosa, Ala. | 1-3 |

| BY DATE | RECORD |
|-----------|--------|
| On May 7 | 0-1 |
| On May 8 | 2-3 |
| On May 9 | 3-3 |
| On May 10 | 3-6 |
| On May 11 | 0-4 |
| On May 12 | 1-3 |
| On May 13 | 3-1 |
| On May 14 | 0-3 |
| On May 15 | 1-1 |
| On May 16 | 0-1 |

| BY OPPONENT | RECORD |
|--------------------|--------|
| vs. Alabama | 1-7 |
| vs. Arkansas | 1-2 |
| vs. Auburn | 1-1 |
| vs. Florida | 3-1 |
| vs. Georgia | 1-3 |
| vs. Kentucky | 0-1 |
| vs. LSU | 0-2 |
| vs. Missouri | 0-1 |
| vs. Ole Miss | 0-2 |
| vs. South Carolina | 3-4 |
| vs. Tennessee | 1-2 |
| vs. Texas A&M | 2-0 |

MSU IN THE SEC TOURNAMENT

BATTING SUPERLATIVES

INDIVIDUAL

| | |
|-----------------------------|--|
| Most At-Bats, Game | 5, 7x, last Jessica Offutt, Caroline Seitz and Logan Foulks vs. Kentucky (May 7, 2014) |
| Most At-Bats, Series | 22, Karrie Rider (1998) |
| Most At-Bats, Career | 43, Karrie Rider (1998-2000) |
| Most Runs, Game | 3, twice, last by Iyhia McMichael vs. Tennessee (May 13, 2004) |
| Most Runs, Series | 4, twice, last by Emily Heimberger (2019) |
| Most Runs, Career | 9, Kelli Wilkerson (1999-2002) |
| Most Hits, Game | 3, 4x, last by Candace Denis vs. Ole Miss (May 9, 2019) |
| Most Hits, Series | 7, Michelle Gates and Jenny Hehnke (1998) |
| Most Hits, Career | 16, Jenny Hehnke (1998-2000) |
| Most Walks, Game | 3, Kate Jaspers vs. South Carolina (May 9, 2002) |
| Most Walks, Series | 4, Jennifer Waterman (2004) |
| Most Walks, Career | 9, Kelli Wilkerson (1999-2002) |
| Most Doubles, Game | 1, multiple times, last by Emily Heimberger vs. Texas A&M (May 8, 2019) |
| Most Doubles, Series | 2, 3x, last by Jenny Hehnke and Keri McCallum (1999) |
| Most Doubles, Career | 3, Michelle Gates (1997-2000) |
| Most Triples, Game | 1, 5x, last by Katie Anne Bailey vs. Kentucky (May 7, 2014) |
| Most Triples, Series | 1, 5x, last by Katie Anne Bailey vs. Kentucky (May 7, 2014) |
| Most Triples, Career | 1, 5x, last by Katie Anne Bailey vs. Kentucky (May 7, 2014) |
| Most Home Runs, Game | 1, 6x, last by Olivia Golden vs. Ole Miss (May 10, 2017) |
| Most Home Runs, Series | 1, 6x, last by Olivia Golden (2017) |
| Most Home Runs, Career | 1, 7x, last by Olivia Golden (2014-2017) |
| Most RBIs, Game | 4, Kasey Whitehead vs. Auburn (May 12, 2000) |
| Most RBIs, Series | 4, twice, last by Kasey Whitehead (2000) |
| Most RBIs, Career | 5, Michelle Gates (1998-2000) |
| Most Stolen Bases, Game | 2, 3x, last by Iyhia McMichael vs. Tennessee (May 13, 2004) |
| Most Stolen Bases, Series | 3, Michelle Gates (1998) |
| Most Stolen Bases, Career | 4, Michelle Gates (1998-2000) |
| Most Hit By Pitches, Game | 3, twice, Julia Echols and Heidi Shape vs. Kentucky (May 7, 2014) |
| Most Hit By Pitches, Series | 3, twice, Julia Echols and Heidi Shape vs. Kentucky (May 7, 2014) |
| Most Hit By Pitches, Career | 3, twice, Julia Echols and Heidi Shape (2014) |
| Most Total Bases, Game | 5, Kasey Whitehead vs. Auburn (May 12, 2000) |
| Most Total Bases, Series | 11, Jenny Hehnke (1998) |
| Most Total Bases, Career | 20, Jenny Hehnke (1998-2000) |

TEAM

| | |
|-----------------------------|--|
| Most At-Bats, Game | 38 vs. Alabama (May 10, 1998) |
| Most At-Bats, Series | 159, 1998 |
| Most Runs, Game | 9 vs. Auburn (May 12, 2000) |
| Most Runs, Series | 13, twice, last in 2004 |
| Most Hits, Game | 12 vs. Ole Miss (May 9, 2019) |
| Most Hits, Series | 39, 1998 |
| Most Walks, Game | 5 vs. Alabama (May 12, 2011) |
| Most Walks, Series | 8, twice, last in 2001 |
| Most Doubles, Game | 3 vs. Tennessee (May 13, 2004) |
| Most Doubles, Series | 6, 1999 |
| Most Triples, Game | 1, 5x, last vs. Kentucky (May 7, 2014) |
| Most Triples, Series | 1, five times, last in 2014 |
| Most Home Runs, Game | 2 vs. Alabama (May 13, 2000) |
| Most Home Runs, Series | 3, 2000 |
| Most RBIs, Game | 8 vs. Tennessee (May 13, 2004) |
| Most RBIs, Series | 12, 2004 |
| Most Stolen Bases, Game | 4 vs. Auburn (May 12, 2000) |
| Most Stolen Bases, Series | 5, 1998 |
| Most Hit By Pitches, Game | 8, vs. Kentucky (May 7, 2014) |
| Most Hit By Pitches, Series | 8, 2014 |
| Most Total Bases, Game | 18 vs. Auburn (May 12, 2000) |
| Most Total Bases, Series | 53, 1998 |

PITCHING SUPERLATIVES

INDIVIDUAL

| | |
|--|--|
| Most Appearances, Series | 6, Autumn Anderson (1998) |
| Most Appearances, Career | 10, Autumn Anderson (1998-99) |
| Most Games Started, Series | 6, Autumn Anderson (1998) |
| Most Games Started, Career | 10, Autumn Anderson (1998-99) |
| Most Innings Pitched, Game | 9.0, Autumn Anderson vs. LSU (May 15, 1999) |
| Most Innings Pitched, Series | 42.2, Autumn Anderson (1998) |
| Most Innings Pitched, Career | 71.1, Autumn Anderson (1998-99) |
| Most Strikeouts, Game | 11, Autumn Anderson vs. South Carolina (May 15, 1999) |
| Most Strikeouts, Series | 27, Autumn Anderson (1998) |
| Most Strikeouts, Career | 49, Autumn Anderson (1998-99) |
| Most Wins, Series | 4, Autumn Anderson (1998) |
| Most Wins, Career | 6, Autumn Anderson (1998-99) |
| Most Saves, Series | 1, 4x, last by Ragan Blake (2005) |
| Most Saves, Career | 1, 4x, last by Ragan Blake (2005) |
| Most Shutouts, Series | 2.5, Autumn Anderson (1998) |
| Most Shutouts, Career | 2.5, Autumn Anderson (1998-99) |
| Fewest Hits Allowed, Game (at least 7.0 IP) | 3, twice, last by Holly Ward vs. Texas A&M (May 9, 2018) |
| Fewest Hits Allowed, Series (at least 7.0 IP) | 4, Melissa Massey (2003) |
| Lowest ERA, Series (at least 7.0 IP) | 0.81, Ragan Blake (2005) |
| Fewest Walks Allowed, Series (at least 7.0 IP) | 1, 3x, last by Stephanie Becker (2011) |
| Complete Games, Series | 5, Autumn Anderson (1998) |
| Complete Games, Career | 7, Autumn Anderson (1998-99) |

TEAM

| | |
|------------------------------|--|
| Most Innings Pitched, Game | 9.0 vs. LSU (May 15, 1999) |
| Most Innings Pitched, Series | 43.2, 1998 |
| Fewest Hits Allowed, Game | 1 vs. Florida (May 10, 2001) |
| Fewest Hits Allowed, Series | 2, 2008 |
| Fewest Runs Allowed, Game | 0, 5x, last vs. Texas A&M (May 9, 2018) |
| Most Strikeouts, Game | 11 vs. South Carolina (May 15, 1999) |
| Most Strikeouts, Series | 27, 1998 |
| Fewest Walks Allowed, Game | 0, twice, last vs. South Carolina (May 13, 2005) |
| Most Complete Games, Series | 5, 1998 |
| Most Shutouts, Series | 3, 1998 |
| Most Wins, Series | 4, 1998 |
| Longest Winning Streak | 4 Games, 1998 |



MSU IN NCAA REGIONALS

ALL-TIME RESULTS (14-28, 14 APPEARANCES)

2000 (SEATTLE, WASH.)

| | | |
|--------|------------------|-------------|
| May 18 | Chattanooga | W, 6-1 |
| May 19 | Utah | W, 11-3 (6) |
| May 20 | No. 1 Washington | L, 1-4 |
| May 20 | Utah | L, 1-4 |

2002 (LAFAYETTE, LA.)

| | | |
|--------|---------------------|---------|
| May 16 | No. 4 Arizona State | L, 1-4 |
| May 16 | Northwestern State | W, 9-6 |
| May 18 | No. 19 Louisiana | L, 3-10 |

2003 (LINCOLN, NEB.)

| | | |
|--------|-----------------------|------------|
| May 15 | Florida International | W, 4-2 |
| May 16 | No. 8 Washington | L, 0-8 (6) |
| May 16 | No. 11 Nebraska | L, 0-8 (6) |

2004 (LINCOLN, NEB.)

| | | |
|--------|------------------|------------|
| May 20 | Iowa | W, 2-1 (8) |
| May 21 | No. 2 California | L, 1-2 |
| May 21 | Florida Atlantic | L, 0-1 |

2005 (AUSTIN, TEXAS)

| | | |
|--------|--------------------------|--------|
| May 20 | Texas A&M Corpus Christi | W, 1-0 |
| May 21 | No. 5 Texas | L, 0-2 |
| May 22 | Texas A&M Corpus Christi | W, 2-1 |
| May 22 | No. 5 Texas | L, 0-2 |

2007 (TUCSON, ARIZ.)

| | | |
|--------|---------------|----------|
| May 18 | Pacific | W, 7-1 |
| May 19 | No. 4 Arizona | L, 0-8 |
| May 19 | Pacific | L, 10-12 |

2008 (TEMPE, ARIZ.)

| | | |
|--------|-------------|--------|
| May 16 | Hawai'i | L, 7-9 |
| May 17 | Stony Brook | W, 8-3 |
| May 17 | Hawai'i | L, 4-7 |

2009 (TEMPE, ARIZ.)

| | | |
|--------|----------------------|--------|
| May 15 | No. 14 California | L, 3-8 |
| May 16 | No. 16 Florida State | L, 0-5 |

2012 (EUGENE, ORE.)

| | | |
|--------|----------------|------------|
| May 17 | BYU | L, 3-4 (9) |
| May 18 | Portland State | L, 0-2 |

2013 (MOBILE, ALA.)

| | | |
|--------|--------------------------|--------|
| May 17 | No. 19 Florida State | L, 2-5 |
| May 18 | Mississippi Valley State | W, 2-1 |
| May 18 | No. 15 South Alabama | L, 0-3 |

2014 (LAFAYETTE, LA.)

| | | |
|--------|----------------|--------|
| May 16 | Texas | L, 0-1 |
| May 17 | Texas Southern | W, 5-3 |
| May 17 | Texas | L, 3-4 |

2015 (LAFAYETTE, LA.)

| | | |
|---------|-------------|--------|
| May 15 | Baylor | L, 4-8 |
| May 16* | Weber State | W, 2-0 |
| May 17 | Baylor | L, 0-2 |

*Game was postponed on 5/16 and not completed until 5/17 due to weather

2017 (SALT LAKE CITY, UTAH)

| | | |
|--------|------------|------------|
| May 18 | No. 21 BYU | L, 0-8 (6) |
| May 19 | Fordham | L, 3-9 |

2018 (TUCSON, ARIZ.)

| | | |
|--------|--------------------|-------------|
| May 18 | North Dakota State | L, 4-5 |
| May 19 | Saint Francis | W, 11-5 |
| May 19 | North Dakota State | W, 12-0 (5) |
| May 20 | No. 10 Arizona | L, 3-4 |

2019 (SEATTLE, WASH.)

| | | |
|--------|------------------|--------|
| May 17 | Seattle | W, 5-3 |
| May 18 | No. 3 Washington | L, 1-6 |
| May 18 | Seattle | W, 7-3 |
| May 19 | No. 3 Washington | L, 0-8 |

RECORD BREAKDOWN

| OVERALL | RECORD | BY OPPONENT | RECORD |
|------------------|--------|-------------------|--------|
| Appearances | 15 | vs. Arizona | 0-2 |
| Overall Record | 16-30 | vs. Arizona State | 0-1 |
| In Opening Game | 6-9 | vs. Baylor | 1-0 |
| In Extra Innings | 1-1 | vs. BYU | 0-2 |
| In One-Run Games | 4-7 | vs. California | 0-2 |
| vs. Ranked Teams | 0-21 | vs. Chattanooga | 1-0 |

BY LOCATION

| RECORD |
|------------------------------|
| vs. Florida Atlantic |
| vs. Florida International |
| vs. Florida State |
| vs. Fordham |
| vs. Hawai'i |
| vs. Iowa |
| vs. Louisiana-Lafayette |
| vs. Mississippi Valley State |
| vs. Nebraska |
| vs. North Dakota State |
| vs. Northwestern State |
| vs. Pacific |
| vs. Portland State |
| vs. Saint Francis |
| vs. Seattle |
| vs. South Alabama |
| vs. Stony Brook |
| vs. Texas |
| vs. Texas Southern |
| vs. Texas A&M-CC |
| vs. Utah |
| vs. Washington |
| vs. Weber State |

BY CONFERENCE

| RECORD |
|---------------------------------------|
| vs. ACC |
| vs. Atlantic 10 |
| vs. America East |
| vs. Big Sky |
| vs. Big Ten |
| vs. Big West |
| vs. Big 12 |
| vs. Northeast Conference |
| vs. Pac-12 |
| vs. Pacific Coast Softball Conference |
| vs. Southern |
| vs. Southland |
| vs. Southwestern |
| vs. Summit League |
| vs. Sun Belt |
| vs. West Coast Conference |
| vs. Western Athletic Conference |

BY DATE

| RECORD |
|-----------|
| On May 15 |
| On May 16 |
| On May 17 |
| On May 18 |
| On May 19 |
| On May 20 |
| On May 21 |
| On May 22 |

MSU IN NCAA REGIONALS
BATTING SUPERLATIVES
INDIVIDUAL

| | |
|-----------------------------|---|
| Most At-Bats, Game | 5, 3x, last by Kat Moore and Sarai Niu vs. Saint Francis (May, 19, 2018) |
| Most At-Bats, Series | 16, Kat Moore (2018) |
| Most At-Bats, Career | 34, Emily Heimberger (2016-19) |
| Most Runs, Game | 3, Reggie Harrison vs. North Dakota state (May 19, 2018) |
| Most Runs, Series | 5, Hayle Guess (2008) |
| Most Runs, Career | 9, Kat Moore (2016-19) |
| Most Hits, Game | 4, Carmen Carter vs. Saint Francis (May 19, 2018) |
| Most Hits, Series | 7, 3x, last by Carmen Carter and Kat Moore (2018) |
| Most Hits, Career | 13, twice, last by Kat Moore (2016-19) |
| Most Walks, Game | 3, 3x, last by Mackenzie Toler vs. Baylor (May 15, 2015) |
| Most Walks, Series | 6, twice, last by Jessie Bailey (2007) |
| Most Walks, Career | 6, 3x, last by Mackenzie Toler (2014-15) |
| Most Doubles, Game | 2, twice, last Reggie Harrison vs. Fordham (May 19, 2017) |
| Most Doubles, Series | 2, 5x, last by Carmen Carter (2018) |
| Most Doubles, Career | 2, 9x, last by Kat Moore (2016-19) |
| Most Triples, Game | 1, 6x, last by Bevia Robinson and Emily Heimberger vs. Saint Francis (May 19, 2018) |
| Most Triples, Series | 1, 6x, last by Bevia Robinson and Emily Heimberger (2018) |
| Most Triples, Career | 2, Emily Heimberger (2016-Present) |
| Most Home Runs, Game | 1, 19x, last by Mia Davidson and Kat Moore vs. Seattle (May 18, 2019) |
| Most Home Runs, Series | 2, 4x, last by Kat Moore (2019) |
| Most Home Runs, Career | 2, 4x, last by Sarai Niu (2016-19) and Kat Moore (2016-19) |
| Most RBIs, Game | 7, Hayle Guess vs. Pacific (May 18, 2007) |
| Most RBIs, Series | 8, Hayle Guess (2007) |
| Most RBIs, Career | 12, Hayle Guess (2004-08) |
| Most Stolen Bases, Game | 3, Loryn Nichols vs. Weber State (May 16, 2015) |
| Most Stolen Bases, Series | 3, Loryn Nichols (2015) |
| Most Stolen Bases, Career | 5, Loryn Nichols (2013-15) |
| Most Hit By Pitches, Game | 2, twice, last Fa Leilua vs. Seattle (May 17, 2019) |
| Most Hit By Pitches, Series | 2, 6x, last by Fa Leilua (2019) |
| Most Hit By Pitches, Career | 4, Julia Echols (2015) |
| Most Total Bases, Game | 8, Carmen Carter vs. Saint Francis (May 19, 2018) |
| Most Total Bases, Series | 15, Carmen Carter (2018) |
| Most Total Bases, Career | 21, Kat Moore (2016-19) |

TEAM

| | |
|-----------------------------|--|
| Most At-Bats, Game | 35, vs. Saint Francis (May 19, 2018) |
| Most At-Bats, Series | 114, 2018 |
| Most Runs, Game | 12, vs. North Dakota State (May 19, 2018) |
| Most Runs, Series | 30, 2018 |
| Most Hits, Game | 17 vs. Saint Francis (May 19, 2018) |
| Most Hits, Series | 42, 2018 |
| Most Walks, Game | 8, vs. Pacific (May 19, 2007) |
| Most Walks, Series | 16, 2007 |
| Most Doubles, Game | 3, twice, last vs. Fordham (May 19, 2017) |
| Most Doubles, Series | 5, 3x, last in 2018 |
| Most Triples, Game | 2, vs. Saint Francis (May 19, 2018) |
| Most Triples, Series | 2, 2018 |
| Most Home Runs, Game | 3, vs. Arizona (May 20, 2018) |
| Most Home Runs, Series | 6, 2018 |
| Most RBIs, Game | 11, twice, last vs. Saint Francis (May 19, 2018) |
| Most RBIs, Series | 28, 2018 |
| Most Stolen Bases, Game | 4, 3x, last vs. Weber State (May 16, 2015) |
| Most Stolen Bases, Series | 8, 2015 |
| Most Hit By Pitches, Game | 4 vs. Saint Francis (May 19, 2018) |
| Most Hit By Pitches, Series | 6, twice, last in 2018 |
| Most Total Bases, Game | 29, vs. Saint Francis (May 19, 2018) |
| Most Total Bases, Series | 69, 2018 |

PITCHING SUPERLATIVES
INDIVIDUAL

| | |
|--|---|
| Most Appearances, Series | 4, 3x, last by Emily Williams (2019) |
| Most Appearances, Career | 8, twice, last Alexis Silkwood (2014-17) |
| Most Games Started, Series | 4, Emily Williams (2019) |
| Most Games Started, Career | 6, twice, last Alexis Silkwood (2014-17) |
| Most Innings Pitched, Game | 8.0, Melissa Massey vs. Iowa (May 20, 2004) |
| Most Innings Pitched, Series | 22.2, Emily Williams (2019) |
| Most Innings Pitched, Career | 39.1, Kelli Miller (2004-07) |
| Most Strikeouts, Game | 13, twice, last Alexis Silkwood vs. Texas Southern (May 17, 2014) |
| Most Strikeouts, Series | 20, Alison Owen (2013) |
| Most Strikeouts, Career | 35, Alexis Silkwood (2014-17) |
| Most Wins, Series | 2, twice, last by Emily Williams (2019) |
| Most Wins, Career | 2, 4x, last by Emily Williams (2019) |
| Most Saves, Series | N/A |
| Most Saves, Career | N/A |
| Most Shutouts, Series | 1, 3x, last by Holly Ward (2018) |
| Most Shutouts, Career | 1, 3x, last by Holly Ward (2015-18) |
| Fewest Hits Allowed, Series (at least 7.0 IP) | 5, twice, last Alexis Silkwood (2014) |
| Lowest ERA, Series (at least 7.0 IP) | 0.44 in 16.0 IP, Kelli Miller (2005) |
| Fewest Walks Allowed, Series (at least 7.0 IP) | 0 in 16.0 IP, Kelli Miller (2005) |
| Complete Games, Series | 2, 4x, last by Emily Williams (2019) |
| Complete Games, Career | 3, twice, last by Alexis Silkwood (2014-17) |

TEAM

| | |
|------------------------------|---|
| Most Innings Pitched, Game | 8.0, vs. Iowa (May 20, 2004) |
| Most Innings Pitched, Series | 28.0, 2005 |
| Fewest Runs Allowed, Game | 0, 3x, last vs. North Dakota State (May 19, 2018) |
| Most Strikeouts, Game | 13, 3x, last vs. Texas Southern (May 17, 2014) |
| Most Strikeouts, Series | 24, twice, last 2014 |
| Most Complete Games, Series | 2, 5x, last in 2019 |
| Most Shutouts, Series | 1, 3x, last in 2018 |
| Most Wins, Series | 2, 4x, 2000, 2005, 2018 and 2019 |
| Longest Winning Streak | 2 Games, 2000 and 2018 |



THE LAST TIME IT HAPPENED

BATTING

AN MSU TEAM ...

| | | |
|-------------------------|------------------|----------------|
| Had 10+ hits | 11 vs. Seattle | May 18, 2019 |
| Had 15+ hits | 15 at Alabama | Mar. 31, 2019 |
| Scored 5+ runs | 7 vs. Seattle | May 18, 2019 |
| Scored 10+ runs | 10 vs. Missouri | Apr. 28, 2019 |
| Scored 15+ runs | 15 vs. Memphis | Apr. 10, 2019 |
| Hit 2+ home runs | 2 vs. Seattle | May 18, 2019 |
| Hit 3+ home runs | 4 vs. Missouri | April 28, 2019 |
| Stole 4+ bases | 4 vs. Valparaiso | Feb. 9, 2019 |
| Left 10 runners on base | 10 at Tennessee | April 13, 2019 |

AN MSU PLAYER ...

| | | |
|---------------------------------|----------------------|---------------------------------------|
| Had 3+ hits | Mia Davidson (3) | vs. Seattle, May 18, 2019 |
| Had 4+ hits | Fa Leilua (4) | at Alabama, March 31, 2019 |
| | Emily Heimberger (4) | |
| Scored 3+ runs | Kat Moore (3) | vs. LSU, April 6, 2019 |
| Scored 4+ runs | Kat Moore (4) | vs. Jacksonville State, April 3, 2019 |
| Drove in 3+ RBIs | Kat Moore (3) | vs. Seattle, May 17, 2019 |
| Drove in 4+ RBIs | Montana Davidson (4) | vs. Missouri, April 28, 2019 |
| Drove in 5+ RBIs | Mia Davidson (5) | vs. Memphis, April 10, 2019 |
| Drove in 6+ RBIs | Kat Moore (6) | at Alabama, March 31, 2019 |
| Hit 2+ doubles | Fa Leilua (2) | at Alabama, March 31, 2019 |
| Hit a triple | Bevia Robinson (1) | at Florida, May 4, 2019 |
| Hit 2+ triples | Kat Moore (2) | vs. Tennessee, April 5, 2018 |
| Hit 2+ home runs | Mia Davidson (2) | vs. Memphis, April 10, 2019 |
| Hit a walk-off, game-winning HR | Kat Moore | vs. Missouri, March 28, 2019 |
| Hit a grand slam | Carter Spexarth | at Kentucky, March 16, 2019 |
| Led off 1st inn. with HR | Mia Davidson | vs. Middle Tennessee, Feb. 8, 2019 |
| Stole 3+ bases | Bevia Robinson (3) | at Alabama State, March 27, 2018 |
| Drew 3+ walks | Mia Davidson (3) | vs. Valparaiso, Feb. 9, 2019 |
| Drew 4+ walks | Katie Cooley (4) | vs. LSU, March 30, 2005 |

AN OPPOSING TEAM ...

| | | |
|-------------------------|-----------------|----------------|
| Had 10+ hits | 17 vs. Ole Miss | Apr. 19, 2019 |
| Had 15+ hits | 17 vs. Ole Miss | Apr. 19, 2019 |
| Scored 5+ runs | 8 at Washington | May 19, 2019 |
| Scored 10+ runs | 21 vs. Ole Miss | Apr. 19, 2019 |
| Scored 15+ runs | 21 vs. Ole Miss | Apr. 19, 2019 |
| Hit 2+ home runs | 2 at Washington | May 19, 2019 |
| Hit 3+ home runs | 3 vs. Seattle | May 18, 2019 |
| Stole 4+ bases | 4 vs. Ole Miss | April 20, 2019 |
| Left 10 runners on base | 10 vs. Missouri | April 26, 2019 |

AN OPPOSING PLAYER ...

| | | |
|---------------------------------|-----------------------|------------------------------------|
| Had 3+ hits | Emma Helm (3) | at Washington, May 18, 2019 |
| Had 4+ hits | Kaylee Ellebracht (5) | vs. Georgia Tech, Feb. 25, 2019 |
| Scored 3+ runs | Kylan Becker (3) | vs. Ole Miss, April 19, 2019 |
| | Autumn Gillespie (3) | |
| | Kaylee Horton (3) | |
| Scored 4+ runs | Kelsey Bruder (4) | at Florida, March 16, 2011 |
| Drove in 3+ RBIs | Emma Helm (4) | at Washington, May 19, 2019 |
| Drove in 4+ RBIs | Emma Helm (4) | at Washington, May 19, 2019 |
| Drove in 5+ RBIs | Jessica Puk (5) | vs. Ole Miss, April 19, 2019 |
| | Amanda Roth (5) | |
| Drove in 6+ RBIs | Katie Reed (6) | at Kentucky, March 15, 2019 |
| Hit 2+ doubles | Amanda Roth (3) | vs. Ole Miss, April 19, 2019 |
| Hit a triple | Amanda Lorenz (1) | at Florida, May 4, 2019 |
| Hit 2+ triples | Never | -- |
| Hit 2+ home runs | Morganne Flores (2) | at Washington, May 18, 2019 |
| Hit a walk-off, game-winning HR | Carlee Wallace | at Auburn, April 29, 2017 |
| Hit a grand slam | Abbey Latham | vs. Ole Miss, May 9, 2019 |
| Led off 1st inn. with HR | Jaz Crowder | vs. Louisiana Tech, March 24, 2017 |
| Stole 3+ bases | Jennifer Fenton (3) | vs. Alabama, May 10, 2012 |
| Drew 3+ walks | Amanda Lorenz (3) | at Florida, May 3, 2019 |
| | Kendyl Lindaman (3) | |
| Drew 4+ walks | Bailey Castro (4) | vs. Florida, March 29, 2015 |

PITCHING

AN MSU TEAM ...

| | | |
|-------------------------|---------------------------------|----------------|
| Threw a no-hitter | vs. Valparaiso | Feb. 9, 2019 |
| Threw a shutout | vs. Ole Miss | April 19, 2019 |
| Recorded 10+ strikeouts | 11 vs. Seattle | May 17, 2019 |
| Recorded 15+ strikeouts | 15 vs. Mississippi Valley State | Feb. 5, 2015 |

AN MSU PLAYER ...


| | | |
|------------------------------|----------------------|--|
| Threw a no-hitter | Alyssa Loza | vs. Valparaiso, Feb. 9, 2019 |
| Threw a shutout | Emily Williams | vs. Ole Miss, April 19, 2019 |
| Recorded 10+ strikeouts | Emily Williams (11) | vs. Seattle, May 17, 2019 |
| Recorded 15+ strikeouts | Alexis Silkwood (15) | vs. Mississippi Valley St., Feb. 5, 2015 |
| Gave up 10+ hits | Alyssa Loza (14) | vs. Ole Miss, April 19, 2019 |
| Walked 5+ batters | Grace Fagan (5) | vs. Ole Miss, May 9, 2019 |
| Struck out the side in order | Emily Williams | vs. Seattle (2nd inn.), May 17, 2019 |

AN OPPOSING TEAM ...

| | | |
|-------------------------|------------------|----------------|
| Threw a no-hitter | at Washington | May 19, 2019 |
| Threw a shutout | at Washington | May 19, 2019 |
| Recorded 10+ strikeouts | 10 at Washington | May 19, 2019 |
| Recorded 15+ strikeouts | 15 vs. Auburn | March 18, 2016 |

AN OPPOSING PLAYER ...

| | | |
|------------------------------|------------------------|--|
| Threw a no-hitter | Gabbie Plain | at Washington, May 19, 2019 |
| Threw a shutout | Gabbie Plain | at Washington, May 19, 2019 |
| Recorded 10+ strikeouts | Gabbie Plain (10) | at Washington, May 19, 2019 |
| Recorded 15+ strikeouts | Rachele Fico (22) | vs. LSU, March 8, 2013 |
| Gave up 10+ hits | Chardonnay Harris (10) | vs. Auburn, March 23, 2019 |
| Walked 5+ batters | Alejandra Salazar (5) | vs. Miss. Valley St., March 8, 2019 |
| Struck out the side in order | Gabbie Plain | at Washington (6th inn.), May 19, 2019 |



KAT MOORE

THE LAST TIME IT HAPPENED
FIELDING
AN MSU TEAM ...

| | | |
|---------------------------------|-------------------|----------------|
| Did not commit an error | vs. Seattle | May 17, 2019 |
| Committed 2+ errors | 2 at Washington | May 19, 2019 |
| Committed 4+ errors | 7 at Tennessee | April 14, 2019 |
| Turned a double play | at Washington | May 18, 2019 |
| Turned a triple play | vs. Auburn | May 4, 1997 |
| Threw a runner out at the plate | at Ole Miss (6-2) | April 19, 2019 |

AN MSU PLAYER ...

| | | |
|----------------------|----------------------|-----------------------------|
| Recorded 10+ putouts | Mia Davidson (10) | vs. Seattle, May 17, 2019 |
| Recorded 15+ putouts | Mia Davidson (16) | vs. Drake, Feb. 18, 2018 |
| Recorded 5+ assists | Emily Heimberger (5) | at Washington, May 19, 2019 |
| Committed 2+ errors | Emily Heimberger (2) | at Washington, May 19, 2019 |

AN OPPOSING TEAM ...

| | | |
|---------------------------------|--------------------|----------------|
| Did not commit an error | Texas A&M | May 8, 2019 |
| Committed 2+ errors | 2 vs. Seattle | May 17, 2019 |
| Committed 4+ errors | 4 vs. Alcorn State | Feb. 25, 2019 |
| Turned a double play | at Washington | May 19, 2019 |
| Turned a triple play | vs. BYU | May 17, 2012 |
| Threw a runner out at the plate | vs. Missouri (4-2) | April 28, 2019 |

AN OPPOSING PLAYER ...

| | | |
|----------------------|----------------------|------------------------------|
| Recorded 10+ putouts | Morganne Flores (10) | at Washington, May 19, 2019 |
| Recorded 15+ putouts | Kathryn Jackson (15) | vs. Samford, March 4, 2017 |
| Recorded 5+ assists | Kendyll Bailey (6) | vs. Missouri, April 27, 2019 |
| Committed 2+ errors | Abbey Latham (2) | vs. Ole Miss, May 9, 2019 |

MISCELLANEOUS
AN MSU TEAM ...


| | | |
|-----------------------------|----------------------------|----------------|
| Won in extra innings | 12-9 (10 inn.) at Alabama | March 31, 2019 |
| Won by 8-run rule | 10-2 (5 inn.) vs. Missouri | April 28, 2019 |
| Scored 8+ runs in an inning | 10 (1st inn.) vs. Memphis | April 10, 2019 |
| Had 7+ hits in an inning | 11 (2nd inn.) vs. UCF | Feb. 16, 2018 |
| Hit back-to-back home runs | 8th inning vs. Auburn | March 23, 2019 |
| Drew 4+ walks in an inning | 1st inning vs. Memphis | April, 2019 |

AN OPPOSING TEAM ...

| | | |
|-----------------------------|----------------------------|----------------|
| Won in extra innings | 3-1 (8 inn.) vs. Ole Miss | April 20, 2019 |
| Won by 8-run rule | 21-0 (5 inn.) vs. Ole Miss | April 19, 2019 |
| Scored 8+ runs in an inning | 9 (1st inn.) vs. Ole Miss | April 19, 2019 |
| Had 7+ hits in an inning | 8 (4th inn.) at Alabama | March 31, 2019 |
| Hit back-to-back home runs | 4 inning, vs. Missouri | April 27, 2019 |
| Drew 4+ walks in an inning | 7th inning vs. Florida | May 3, 2019 |
| | 1st inning vs. Florida | May 3, 2019 |

MSU COMEBACK VICTORIES
TO WIN ...

| | | |
|---------------------------|------------------|----------------|
| Overcame a 2+ run deficit | vs. Missouri (3) | April 26, 2019 |
| Overcame a 3+ run deficit | vs. Missouri (3) | April 26, 2019 |
| Overcame a 4+ run deficit | at Alabama (4) | March 31, 2019 |
| Overcame a 5+ run deficit | vs. Ole Miss (5) | March 21, 2015 |


MIA DAVIDSON

ALL-AMERICANS



CHELSEA BRAMLETT
CATCHER | 2007-10

2010 NFCA FIRST TEAM
2009 NFCA FIRST TEAM
2008 NFCA FIRST TEAM
2007 NFCA FIRST TEAM

- USA Softball National Collegiate Player of the Year Top-10 Finalist: 2010
- USA Softball National Collegiate Player of the Year Top-25 Finalist: 2008 and 2009
- ESPN The Magazine/CoSIDA Academic Player of the Year: 2010
- ESPN The Magazine/CoSIDA Academic All-America: 2008 and 2010 First Team, 2009 Second Team
- Honda Award Top-4 Finalist: 2010
- NFCA adidas Golden Shoe Award: 2009 and 2010
- NFCA Catcher of the Year: 2008-10
- SEC Freshman of the Year: 2007
- All-SEC First Team: 2008-10 and All-SEC Second Team: 2007
- Mississippi State career leader in batting average (.461), runs scored (219), hits (359) and stolen bases (207)
- Owns Bulldog single-season records for batting average (.536/2010) and stolen bases (61/2010)
- Batting average of .536 in 2010 is the 10th-highest ever recorded in a year in NCAA Division I history

CAREER STATS

| YEAR | GP-GS | AB | AVG | R | H | 2B | 3B | HR | RBI |
|--------------|----------------|------------|-------------|------------|------------|-----------|----------|------------|-----------|
| 2007 | 62-62 | 215 | .386 | 56 | 83 | 9 | 1 | 46 | 18 |
| 2008 | 60-60 | 200 | .450 | 52 | 90 | 3 | 2 | 25 | 25 |
| 2009 | 56-56 | 181 | .486 | 55 | 88 | 7 | 0 | 54 | 16 |
| 2010 | 55-55 | 183 | .536 | 56 | 98 | 3 | 0 | 61 | 22 |
| TOTAL | 233-233 | 779 | .461 | 219 | 359 | 22 | 3 | 207 | 81 |



COURTNEY BURES
INFILDER | 2005-08

2008 NFCA FIRST TEAM
2005 NFCA FIRST TEAM

- NFCA All-South Region: 2008 and 2005 First Team, 2006 Second Team
- SEC Freshman of the Year: 2005
- All-SEC First Team: 2005, 2007 and 2008
- 16th overall pick by the Washington Glory in the 2008 NPF draft
- 2008 NFCA Leadoff Classic All-Tournament Team
- Mississippi State career leader in runs batted in (193), sacrifice flies (12) and assists (617)
- Owns MSU single-season records for total bases (158/2005) and assists (193/2007)

CAREER STATS

| YEAR | GP-GS | AB | AVG | R | H | 2B | 3B | HR | RBI |
|--------------|----------------|------------|-------------|------------|------------|-----------|-----------|-----------|------------|
| 2005 | 66-66 | 209 | .388 | 49 | 81 | 16 | 5 | 17 | 54 |
| 2006 | 61-61 | 179 | .346 | 29 | 62 | 9 | 6 | 5 | 37 |
| 2007 | 61-61 | 181 | .354 | 43 | 64 | 13 | 2 | 4 | 56 |
| 2008 | 63-63 | 186 | .398 | 39 | 74 | 14 | 2 | 5 | 46 |
| TOTAL | 251-251 | 755 | .372 | 160 | 281 | 52 | 15 | 31 | 193 |



MIA DAVIDSON
CATCHER/THIRD BASEMAN | 2018-PRESENT

2019 NFCA THIRD TEAM
2019 SOFTBALL AMERICA FIRST TEAM

- USA Softball National Collegiate Player of the Year Top-10 Finalist: 2019
- Schutt Sports/NFCA National Freshman of the Year Finalist: 2018
- NFCA All-Region: 2019 First Team, 2018 Second Team
- All-SEC: 2018-19 First Team
- SEC Freshman of the Year: 2018
- SEC All-Freshman Team: 2018
- SEC Freshman of the Week: Feb. 12, March 13, April 17, 2018
- Broke SEC single-season home run record in 2019 with 26
- Holds school records for home runs in single-season (26, 2019) and a career (45), also boasts the highest single-season (.882, 2019) and career slugging percentage in school history (.818)
- Ranks second in MSU single-season history in runs batted in (64, 2019), third in home runs (19, 2018), tied for fourth in total bases (149, 2019) and fifth in slugging percentage (.762, 2018)

CAREER STATS

| YEAR | GP-GS | AB | AVG | R | H | 2B | 3B | HR | RBI |
|--------------|----------------|------------|-------------|------------|------------|-----------|----------|-----------|------------|
| 2018 | 61-61 | 189 | .370 | 50 | 70 | 13 | 2 | 19 | 48 |
| 2019 | 57-57 | 169 | .373 | 52 | 63 | 8 | 0 | 26 | 64 |
| TOTAL | 118-118 | 358 | .372 | 102 | 133 | 21 | 2 | 45 | 112 |

ALL-AMERICANS



MICHELLE GATES
THIRD BASEMAN | 1997-00
1999 EASTON SECOND TEAM

- NFCA All-Region: 1998, 1999 Second Team
- All-SEC: 1998, 1999 First Team
- All-SEC Tournament Team: 1998
- Played professionally in the NPF
- Second in Mississippi State history in doubles (55), third in triples (21), fifth in runs batted in (159) and eighth in batting average (.332)
- In single-season Bulldog history, is tied for third in triples (10/1998) and sixth in assists (157/2000)
- In the pitching circle, owns the fifth-best earned-run average in program history (1.91)
- Won an MSU-record 10 consecutive decisions in the pitching circle, from Feb. 26 to March 28, 1997
- Owns the Mississippi State single-game record for runs scored with five

CAREER STATS

| YEAR | GP-GS | AB | AVG | R | H | 2B | 3B | HR | RBI |
|--------------|----------------|------------|-------------|------------|------------|-----------|-----------|-----------|------------|
| 1997 | 56-56 | 182 | .341 | 34 | 62 | 16 | 3 | 5 | 48 |
| 1998 | 57-57 | 184 | .380 | 47 | 70 | 15 | 10 | 6 | 35 |
| 1999 | 65-65 | 190 | .321 | 26 | 61 | 15 | 4 | 1 | 40 |
| 2000 | 69-69 | 211 | .294 | 33 | 62 | 9 | 4 | 4 | 36 |
| TOTAL | 247-247 | 767 | .332 | 140 | 355 | 55 | 21 | 16 | 159 |



JENNY HEHNKE
SECOND BASEMAN | 1997-00
1998 EASTON SECOND TEAM

- Easton Player of the Month: May 1999, May 1998
- NFCA All-America Scholar Athlete: 2000, 1999, 1998, 1997
- CoSIDA Academic All-District: 2000 Second Team
- Owns the Mississippi State single-game record in doubles with three
- In MSU career history, ranks sixth in batting average (.341) and hits (264), ninth in assists (373) and 10th in doubles (35)
- On the program's single-season record chart, owns the mark for the most sacrifice hits (23/2000) and stands sixth in at-bats (210/2000)

CAREER STATS

| YEAR | GP-GS | AB | AVG | R | H | 2B | 3B | HR | RBI |
|--------------|----------------|------------|-------------|------------|------------|-----------|----------|----------|-----------|
| 1997 | 56-56 | 194 | .366 | 44 | 71 | 14 | 1 | 0 | 25 |
| 1998 | 56-55 | 165 | .376 | 20 | 62 | 5 | 1 | 0 | 20 |
| 1999 | 67-67 | 206 | .320 | 23 | 66 | 7 | 1 | 1 | 20 |
| 2000 | 69-68 | 210 | .310 | 27 | 65 | 9 | 2 | 0 | 20 |
| TOTAL | 248-246 | 775 | .341 | 114 | 264 | 35 | 5 | 1 | 85 |



FA LEILUA
UTILITY | 2019-PRESENT
2019 NFCA SECOND TEAM
2019 SOFTBALL AMERICA SECOND TEAM

- NFCA All-Region: 2019 First Team
- All-SEC: 2019 First Team
- Puerton Vallarta Challenge All-Tournament Team: 2019
- Led all SEC designated players in 2019 with eight home runs and a .387 average in league play
- Set MSU's junior home run record in 2019
- Averaged 0.38 home runs per game to rank second in the league and fifth in all of Division I softball in 2019
- Ninth in MSU history with 22 career home runs
- Ranks second in MSU single-season history in home runs (22, 2019) and sixth in slugging percentage (.757, 2019)
- Home runs in 2019 were tied for seventh in SEC single-season history

CAREER STATS

| YEAR | GP-GS | AB | AVG | R | H | 2B | 3B | HR | RBI |
|--------------|--------------|------------|-------------|-----------|-----------|----------|----------|-----------|-----------|
| 2019 | 58-58 | 177 | .345 | 44 | 61 | 7 | 0 | 22 | 52 |
| TOTAL | 58-58 | 177 | .345 | 44 | 61 | 7 | 0 | 22 | 52 |

ALL-AMERICANS



KERI MCCALLUM
CATCHER/OUTFIELDER | 1997-00

2000 NFCA FIRST TEAM
2000 EASTON FIRST TEAM

- USA Softball Blue National Team: 1999, 2000
- NFCA Overall/Division I Catcher of the Year: 2000
- Easton Player of the Month: March 1998, March 1999
- CoSIDA Academic All-American: 2000 First Team
- NFCA All-Region: 2000, 1997 First Team
- CoSIDA Academic All-District: 2000 First Team, 1998 Second Team
- All-SEC: 2000, 1997 First Team; 1999, 1998 Second Team
- NCAA Tournament All-Region Team: 2000
- All-SEC Tournament Team: 1999
- The Mississippi State career leader in triples (38) while standing second in hits (319), third in batting average (.390) and stolen bases (90) and fourth in runs (191)
- Owns the MSU single-season records for hits (100/2000) and doubles (22/1999). Holds the second (64/2000) and fourth (57/1999) spots in runs scored

CAREER STATS

| YEAR | GP-GS | AB | AVG | R | H | 2B | 3B | HR | RBI |
|--------------|----------------|------------|-------------|------------|------------|-----------|-----------|----------|------------|
| 1997 | 54-52 | 157 | .427 | 36 | 67 | 5 | 11 | 1 | 39 |
| 1998 | 55-54 | 183 | .350 | 34 | 64 | 5 | 6 | 3 | 16 |
| 1999 | 67-67 | 235 | .374 | 57 | 88 | 22 | 10 | 0 | 25 |
| 2000 | 71-71 | 243 | .412 | 64 | 100 | 11 | 11 | 4 | 25 |
| TOTAL | 247-244 | 818 | .390 | 191 | 319 | 43 | 38 | 8 | 105 |



IYHIA MCMICHAEL
OUTFIELDER | 2001-04

2004 NFCA FIRST TEAM
2003 NFCA FIRST TEAM
2001 EASTON SECOND TEAM

- USA Softball National Collegiate Player of the Year Top-3 Finalist: 2004
- USA Softball National Collegiate Player of the Year Top-10 Finalist: 2003
- Honda Award Top Four Finalist: 2004
- USA Softball Elite Team member: 2003
- USA Softball National Player of the Week: Feb. 24, 2004
- NFCA National Player of the Week: Feb. 25, 2004; April 1, 2003
- CoSIDA Academic All-American: 2004 Second Team
- NFCA All-Region: 2003-04 First Team, 2002 Second Team
- SEC Player of the Year: 2003, 2004
- All-SEC: 2002-04 First Team, 2001 Second Team
- All-SEC Tournament Team: 2004
- No. 1 overall draft pick by Akron Racers during inaugural season of 2004
- Ranks second in MSU history in slugging percentage (.660), runs scored (218), triples (26), home runs (37), runs batted in (182) and stolen bases (141)
- Holds Bulldog single-season records for runs (83/2004), walks (51/2004) and slugging percentage (.836/2004)

CAREER STATS

| YEAR | GP-GS | AB | AVG | R | H | 2B | 3B | HR | RBI |
|--------------|----------------|------------|-------------|------------|------------|-----------|-----------|-----------|------------|
| 2001 | 62-62 | 189 | .323 | 26 | 61 | 9 | 3 | 5 | 29 |
| 2002 | 67-67 | 207 | .333 | 46 | 69 | 15 | 8 | 4 | 48 |
| 2003 | 64-64 | 186 | .403 | 63 | 75 | 10 | 5 | 18 | 63 |
| 2004 | 65-65 | 183 | .475 | 83 | 87 | 16 | 10 | 10 | 42 |
| TOTAL | 258-258 | 765 | .382 | 218 | 292 | 50 | 26 | 37 | 182 |



KELLIE WILKERSON
PITCHER/UTILITY | 1999-02

2002 NFCA SECOND TEAM
2001 NFCA FIRST TEAM
2001 EASTON FIRST TEAM
2000 NFCA FIRST TEAM
1999 NFCA SECOND TEAM
1999 EASTON FIRST TEAM

- USA Softball National Team member: 2005
- USA Softball Elite Team member: 2001-03
- Easton Player of the Month: April 1999
- NFCA All-Region: 1999-2002 First Team
- All-Southeastern Conference: 1999-2002 First Team
- NCAA Regional All-Tournament Team: 2002
- All-SEC Tournament Team: 2001
- Owns the Mississippi State career records for slugging percentage (.713), on-base percentage (.544), doubles (61), home runs (44), total bases (529), walks (177) and saves (32)
- In the program's single-season record book, checks in first in runs batted in (65/1999) and saves (14/2002) while standing third in walks (50/2002), hits (90/1999) and doubles (18/2002)

CAREER STATS

| YEAR | GP-GS | AB | AVG | R | H | 2B | 3B | HR | RBI |
|--------------|----------------|------------|-------------|------------|------------|-----------|----------|-----------|------------|
| 1999 | 67-67 | 203 | .443 | 49 | 90 | 17 | 3 | 13 | 65 |
| 2000 | 68-68 | 181 | .431 | 43 | 78 | 14 | 2 | 8 | 43 |
| 2001 | 61-61 | 167 | .419 | 55 | 70 | 12 | 2 | 14 | 33 |
| 2002 | 66-64 | 191 | .419 | 51 | 80 | 18 | 2 | 9 | 34 |
| TOTAL | 262-260 | 742 | .429 | 198 | 318 | 61 | 9 | 44 | 175 |

| YEAR | ERA | APP | W-L | SV | SHO | H | R | ER | K |
|--------------|-------------|------------|--------------|-----------|-------------|------------|-----------|-----------|------------|
| 1999 | 2.12 | 33 | 7-8 | 8 | 1/3 | 79 | 45 | 26 | 50 |
| 2001 | 0.44 | 31 | 9-1 | 10 | 0/4 | 10 | 4 | 3 | 48 |
| 2002 | 1.78 | 41 | 6-2 | 14 | 0/4 | 56 | 36 | 19 | 77 |
| TOTAL | 1.62 | 105 | 22-11 | 32 | 1/11 | 145 | 85 | 48 | 175 |

AWARDS AND HONORS

NATIONAL TEAM PARTICIPATION

| NAME | NATION | TEAM | YEARS |
|------------------|--------|-------------------|------------|
| Chelsea Bramlett | USA | National | 2009-10 |
| Courtney Bures | USA | World Univ. Games | 2006 |
| | | National | 2009 |
| Michelle Gates | USA | Red | 1999 |
| Alyssa Loza | MEX | Jr. World | 2017 |
| | | National | 2017 |
| Keri McCallum | USA | Blue | 1999, 2000 |
| Iyhia McMichael | USA | Elite | 2003 |
| Jay Miller | USA | Head Coach | 2009-10 |
| Celste Soliz | MEX | U-17 | 2019 |
| Kellie Wilkerson | USA | Jr. World | 2000 |
| | | Blue | 2001 |
| | | Elite | 2002-03 |
| | | National | 2005 |

NATIONAL HONORS

NCAA Woman of the Year

| | | |
|------|--------------|--------------|
| 2004 | Kate Jaspers | State Winner |
|------|--------------|--------------|

Honda Award

| | | |
|------|------------------|-------------------|
| 2004 | Iyhia McMichael | Top-Four Finalist |
| 2010 | Chelsea Bramlett | Top-Four Finalist |

USA Softball Collegiate Player of the Year

| | | |
|------|------------------|--------------------|
| 2003 | Iyhia McMichael | Top-10 Finalist |
| 2004 | Iyhia McMichael | Top-Three Finalist |
| 2008 | Chelsea Bramlett | Top-25 Finalist |
| 2009 | Chelsea Bramlett | Top-25 Finalist |
| 2010 | Chelsea Bramlett | Top-10 Finalist |
| 2019 | Mia Davidson | Top-10 Finalist |

NFCA adidas Golden Show Award

| | | |
|------|------------------|------------|
| 2009 | Chelsea Bramlett | Division I |
| 2010 | Chelsea Bramlett | Division I |

NFCA Catcher of the Year

| | | |
|------|------------------|---------------------|
| 2000 | Keri McCallum | Overall, Division I |
| 2008 | Chelsea Bramlett | Division I |
| 2009 | Chelsea Bramlett | Division I |
| 2010 | Chelsea Bramlett | Division I |

Schutt Sports NFCA Freshman of the Year

| | | |
|------|--------------|-----------------|
| 2018 | Mia Davidson | Top-10 Finalist |
|------|--------------|-----------------|

Easton-Bell All-Americans

| | | |
|------|------------------|-------------|
| 1998 | Michelle Gates | Second Team |
| | Jenny Hehnke | Second Team |
| 1999 | Kellie Wilkerson | First Team |
| 2000 | Keri McCallum | First Team |
| | Kellie Wilkerson | First Team |
| 2001 | Kellie Wilkerson | First Team |
| | Iyhia McMichael | Second Team |

NFCA All-Americans

| | | |
|------|------------------|-------------|
| 1999 | Kellie Wilkerson | Second Team |
| 2000 | Keri McCallum | First Team |
| | Kellie Wilkerson | First Team |
| 2001 | Kellie Wilkerson | First Team |
| 2002 | Kellie Wilkerson | Second Team |
| 2003 | Iyhia McMichael | First Team |
| 2004 | Iyhia McMichael | First Team |
| 2005 | Courtney Bures | First Team |
| 2007 | Chelsea Bramlett | First Team |

| | | |
|------|------------------|-------------|
| 2008 | Chelsea Bramlett | First Team |
| | Courtney Bures | First Team |
| 2009 | Chelsea Bramlett | First Team |
| 2010 | Chelsea Bramlett | First Team |
| 2019 | Fa Leilua | Second Team |
| | Mia Davidson | Third Team |

Softball America All-Americans

| | | |
|------|--------------|-------------|
| 2019 | Mia Davidson | First Team |
| | Fa Leilua | Second Team |

REGIONAL HONORS

NFCA All-Region

| | | |
|------|-------------------|-------------|
| 1997 | Keri McCallum | First Team |
| 1998 | Autumn Anderson | Second Team |
| | Michelle Gates | Second Team |
| 1999 | Kellie Wilkerson | First Team |
| | Michelle Gates | Second Team |
| 2000 | Kellie Wilkerson | First Team |
| | Keri McCallum | First Team |
| | Karrie Rider | Second Team |
| 2001 | Kellie Wilkerson | First Team |
| 2002 | Kellie Wilkerson | First Team |
| | Iyhia McMichael | Second Team |
| 2003 | Iyhia McMichael | First Team |
| 2004 | Iyhia McMichael | First Team |
| | Jennifer Waterman | Second Team |
| | Kate Jaspers | Second Team |
| 2005 | Courtney Bures | First Team |
| | Jennifer Jessup | Third Team |
| 2006 | Courtney Bures | Second Team |
| 2007 | Chelsea Bramlett | First Team |
| | Hayle Guess | Second Team |
| 2008 | Chelsea Bramlett | First Team |
| | Courtney Bures | First Team |
| 2009 | Sammie Jo Bailey | First Team |
| | Ali Bainbridge | First Team |
| | Chelsea Bramlett | First Team |
| | Ka'ili Smith | First Team |
| 2010 | Chelsea Bramlett | First Team |
| 2012 | Sam Lenahan | First Team |
| | Ka'ili Smith | First Team |
| 2013 | Logan Foulks | Second Team |
| | Sam Lenahan | Second Team |
| | Alison Owen | Second Team |
| 2014 | Caroline Seitz | First Team |
| 2015 | Julia Echols | Second Team |
| | Alexis Silkwood | Third Team |
| | Mackenzie Toler | Third Team |
| 2017 | Caroline Seitz | Second Team |
| | Alexis Silkwood | Second Team |
| 2018 | Mia Davidson | Second Team |
| | Holly Ward | Second Team |
| | Reggie Harrison | Third Team |
| 2019 | Mia Davidson | First Team |
| | Fa Leilua | First Team |
| | Kat Moore | First Team |

SEC HONORS

Coaches All-SEC

| | | |
|------|------------------|-------------|
| 1997 | Keri McCallum | First Team |
| | Karrie Rider | Second Team |
| 1998 | Michelle Gates | First Team |
| | Keri McCallum | Second Team |
| 1999 | Michelle Gates | First Team |
| | Kellie Wilkerson | First Team |
| | Keri McCallum | Second Team |

| | | |
|------|------------------|-----------------------|
| 2000 | Keri McCallum | First Team |
| | Kellie Wilkerson | First Team |
| | Karrie Rider | Second Team |
| 2001 | Kellie Wilkerson | First Team |
| | Iyhia McMichael | Second Team |
| 2002 | Iyhia McMichael | First Team |
| | Kellie Wilkerson | First Team |
| 2003 | Iyhia McMichael | First Team |
| | Jennifer Nelson | Second Team |
| 2004 | Iyhia McMichael | First Team |
| | Kate Jaspers | First Team |
| | Hayle Guess | Freshman |
| 2005 | Courtney Bures | First Team, Freshman |
| 2007 | Courtney Bures | First Team |
| | Chelsea Bramlett | Second Team, Freshman |
| | Hayle Guess | Second Team |
| | Jessie Bailey | Freshman |
| 2008 | Chelsea Bramlett | First Team |
| | Courtney Bures | First Team |
| | Hayle Guess | Second Team |
| | Ali Bainbridge | Freshman |
| 2009 | Chelsea Bramlett | First Team |
| | Ka'ili Smith | Second Team, Freshman |
| 2010 | Chelsea Bramlett | First Team |
| | Jessica Cooley | Freshman |
| 2011 | Briana Bell | Freshman |
| | Sam Lenahan | Freshman |
| 2012 | Ashley Phillips | Freshman |
| 2014 | Caroline Seitz | Freshman |
| | Alexis Silkwood | Freshman |
| 2017 | Caroline Seitz | First Team |
| | Amanda Ivy | Defensive |
| 2018 | Mia Davidson | First Team, Freshman |
| 2019 | Mia Davidson | First Team |
| | Fa Leilua | First Team |
| | Kat Moore | First Team |
| | Anna Kate Segars | Freshman |

SEC Player of the Year

| | |
|------|-----------------|
| 2003 | Iyhia McMichael |
| 2004 | Iyhia McMichael |

SEC Scholar-Athlete of the Year

| | |
|------|--------------|
| 2004 | Kate Jaspers |
|------|--------------|

SEC Freshman of the Year

| | |
|------|------------------|
| 2005 | Courtney Bures |
| 2007 | Chelsea Bramlett |
| 2018 | Mia Davidson |

SEC All-Tournament Team

| | |
|------|------------------|
| 1998 | Autumn Anderson |
| | Michelle Gates |
| | Nichole Henry |
| | Karrie Rider |
| 1999 | Keri McCallum |
| | Kellie Wilkerson |
| 2001 | Kellie Wilkerson |
| 2003 | Jennifer Nelson |
| 2004 | Iyhia McMichael |

AWARDS AND HONORS

WEEKLY / MONTHLY HONORS

SEC Player of the Week

| | | |
|------|------------------|---------|
| 1998 | Michelle Gates | Mar. 31 |
| 1999 | Keri McCallum | Mar. 9 |
| 2000 | Kellie Wilkerson | Feb. 21 |
| | Karrie Rider | Mar. 13 |
| | Keri McCallum | Apr. 3 |
| 2001 | Iyhia McMichael | Mar. 26 |
| 2002 | Kellie Wilkerson | May 6 |
| 2003 | Iyhia McMichael | Mar. 31 |
| 2004 | Iyhia McMichael | Feb. 23 |
| | Kate Jaspers | Apr. 12 |
| 2005 | Courtney Bures | Feb. 7 |
| 2007 | Sammie Jo Bailey | Apr. 24 |
| 2008 | Chelsea Bramlett | Feb. 11 |
| 2009 | Ali Bainbridge | Mar. 30 |
| 2010 | Chelsea Bramlett | Mar. 1 |
| 2012 | Jessica Cooley | Mar. 5 |
| | Ka'ili Smith | Apr. 16 |
| 2017 | Caroline Seitz | Apr. 18 |

SEC Pitcher of the Week

| | | |
|------|-------------------|-----------------|
| 1997 | Alicia Judd | Apr. 29 |
| 1999 | Autumn Anderson | Apr. 6 |
| 2001 | Jennifer Pursell | Apr. 2 |
| 2002 | Kasey Whitehead | Feb. 12 |
| 2003 | Melissa Massey | Feb. 24 |
| 2004 | Stephanie Comeaux | Mar. 7 |
| | Kelli Miller | May 11 |
| 2012 | Stephanie Becker | Apr. 23 |
| 2013 | Alison Owen | Feb. 25, Mar. 4 |
| 2014 | Alison Owen | Apr. 14 |
| | Alexis Silkwood | Apr. 21 |
| 2015 | Alexis Silkwood | Mar. 30, Apr. 6 |

SEC Freshman of the Week

| | | |
|------|------------------|---------------------------|
| 2006 | Sammie Jo Bailey | May 8 |
| 2007 | Chelsea Bramlett | Apr. 3 |
| | Chelsea Bramlett | Apr. 10 |
| 2008 | Misty Flesher | Feb. 18 |
| | Courtney Nesbit | Mar. 24 |
| | Misty Flesher | Apr. 14 |
| | Brittany Bell | Apr. 21 |
| 2009 | Ka'ili Smith | Mar. 9 |
| | Lindsey Dunlap | Mar. 30 |
| | Lindsey Dunlap | Apr. 20 |
| | Ka'ili Smith | May 4 |
| 2010 | Kylie Vry | Feb. 15 |
| | Erin Nesbit | Apr. 26 |
| 2014 | Alexis Silkwood | Feb. 17, Mar. 3 |
| 2018 | Mia Davidson | Feb. 12, Mar. 13, Apr. 17 |

USA Softball National Player of the Week

| | | |
|------|-----------------|---------|
| 2004 | Iyhia McMichael | Feb. 24 |
| 2017 | Caroline Seitz | Apr. 18 |
| 2012 | Jessica Cooley | Mar. 6 |

NFCA National Player of the Week

| | | |
|------|-----------------|---------|
| 2003 | Iyhia McMichael | Apr. 1 |
| 2004 | Iyhia McMichael | Feb. 25 |
| 2017 | Caroline Seitz | Apr. 18 |

Fastpitch News National Player of the Week

| | | |
|------|----------------|---------|
| 2017 | Caroline Seitz | Apr. 18 |
|------|----------------|---------|

College Sports Madness National Player of the Week

| | | |
|------|-------------|--------|
| 2013 | Alison Owen | Mar. 5 |
|------|-------------|--------|

Easton National Player of the Month

| | | |
|------|------------------|----------|
| 1998 | Cheri Smith | February |
| | Keri McCallum | March |
| | Autumn Anderson | April |
| | Jenny Hehnke | May |
| 1999 | Keri McCallum | March |
| | Kellie Wilkerson | April |
| | Jenny Hehnke | May |

ALL-TOURNAMENT TEAMS

Blues City Classic

| | | |
|------|--------------------------|-------------|
| 2013 | Sam Lenahan, Alison Owen | First Team |
| | Stephanie Becker | Second Team |

Compass Bank Invitational

| | |
|------|--------------------------------|
| 2006 | Stephanie Comeaux, Hayle Guess |
|------|--------------------------------|

Easton SEC/ACC Challenge

| | |
|------|---------------------------------|
| 2011 | Courtney Nesbit, Chelsea Raines |
|------|---------------------------------|

Easton SEC/ACC Challenge

| | |
|------|---------------------------------|
| 2011 | Courtney Nesbit, Chelsea Raines |
|------|---------------------------------|

Georgia Tech Buzz Classic

| | |
|------|-----------------|
| 2005 | Jennifer Jessup |
|------|-----------------|

Mercer Wingate Inn Classic

| | |
|------|---|
| 2008 | Sammie Jo Bailey, Ali Bainbridge, Hayle Guess |
|------|---|

NCAA Regionals

| | | |
|------|----------------------------------|-----------------|
| 2000 | Keri McCallum | Region 1 |
| 2002 | Kellie Wilkerson | Region 3 |
| 2008 | Ali Bainbridge, Chelsea Bramlett | Tempe Regional |
| 2012 | Ka'ili Smith | Eugene Regional |

NFCA Leadoff Classic

| | |
|------|------------------|
| 2007 | Hayle Guess |
| 2008 | Courtney Bures |
| 2010 | Chelsea Bramlett |

NIST Tournament

| | |
|------|---------------|
| 1997 | Keri McCallum |
|------|---------------|

Malihini Kipa Aloha Tournament

| | |
|------|--------------------------------|
| 2009 | Chelsea Bramlett, Ka'ili Smith |
|------|--------------------------------|

MSU Bulldog Round Robin

| | |
|------|---|
| 2004 | Kate Jaspers, Melissa Massey, Iyhia McMichael, Meagan O'Nan, Jennifer Waterman |
| 2005 | Courtney Bures, Lindsay Hunley, Katie Johnson, Kelli Miller, Callye Williams |
| 2006 | Ragan Blake, Nakita Boyce, Courtney Bures, Stephanie Comeaux, Hayle Guess |
| 2007 | Courtney Bures, Kelli Miller, Chelsea Bramlett, Nakita Boyce |
| 2008 | Sammie Jo Bailey, Chelsea Bramlett, Courtney Bures (MVP), Misty Flesher, Hayle Guess |
| 2009 | Jessie Bailey, Chelsea Bramlett, Lindsey Dunlap, Courtney Moore, Kelsey Nurnberg |
| 2010 | Jessie Bailey, Ali Bainbridge, Brittany Bell (MVP), Lindsey Dunlap, Misty Flesher, Erin Nesbit, Jessie Spain, Kylie Vry |
| 2011 | Sam Lenahan, Courtney Nesbit, Ka'ili Smith, Kylie Vry |

| | |
|------|---|
| 2012 | Brittany Bell, Jessica Cooley, Shelby Fisher, Erin Nesbit, Ka'ili Smith |
|------|---|

MSU Bulldog Battle

| | |
|------|--|
| 2013 | Jessica Cooley, Sam Lenahan, Alison Owen (MVP) |
|------|--|

MSU Bulldog Classic

| | |
|------|--|
| 2000 | Keri McCallum, Jennifer Nelson, Karrie Rider, Kellie Wilkerson |
| 2001 | Jennifer Jessup, Jennifer Nelson, Lindsay Nelson, Kellie Wilkerson |
| 2002 | Brooke Best, Iyhia McMichael, Kellie Wilkerson |
| 2004 | Blaire Brown, Stephanie Comeaux, Melissa Massey, Iyhia McMichael, Kellie Miller, Meagan O'Nan, Jennifer Waterman, Brandi Watkins |
| 2005 | Nakita Boyce, Blair Hewett, Tanelda McDonald, Kelli Miller, Callye Williams |
| 2006 | Sammie Jo Bailey, Courtney Bures, Stephanie Comeaux, Katie Cooley, Hayle Guess, Callye Williams |
| 2008 | Sammie Jo Bailey, Chelsea Bramlett (Co-MVP), Courtney Bures, Misty Flesher, Hayle Guess, Kelsey Nurnberg (Co-MVP) |
| 2009 | Jessie Bailey, Ali Bainbridge, Chelsea Bramlett (MVP), Lindsey Dunlap, Kelsey Nurnberg |
| 2010 | Jessie Bailey, Chelsea Bramlett, Misty Flesher, Allie Heon, Ka'ili Smith (MVP), Kylie Vry |
| 2011 | Ali Bainbridge (MVP), Briana Bell, Misty Flesher, Chelsea Raines, Kylie Vry |
| 2012 | Stephanie Becker, Brittany Bell, Jessica Cooley (MVP), Sam Lenahan, Jessica Offutt |
| 2013 | Jessica Offutt, Ashley Phillips (MVP), Heidi Shape |

MSU Bully Bash

| | |
|------|--|
| 2008 | Jessie Bailey, Ali Bainbridge, Chelsea Bramlett, Courtney Bures, Nakita Boyce, Misty Flesher (MVP), Hayle Guess, Kelsey Nurnberg, Jessie Spain |
|------|--|

Mardi Gras Tournament

| | |
|------|----------------|
| 1997 | Michelle Gates |
|------|----------------|

Puerto Vallarta College Challenge

| | |
|------|--|
| 2017 | Reggie Harrison (MVP), Bevia Robinson, Caroline Seitz, Alexis Silkwood |
| 2019 | Mia Davidson, Fa Leilua |

Ragin' Cajuns Invitational

| | |
|------|----------------|
| 2005 | Courtney Bures |
|------|----------------|

Speedline Invitational

| | |
|------|-----------------------------------|
| 1999 | Keri McCallum, Michelle Gates |
| 2000 | Karrie Rider, Jennifer Pursell |
| 2002 | Kellie Wilkerson, Iyhia McMichael |

Troy Cox Classic

| | |
|------|----------------------------------|
| 2003 | Iyhia McMichael, Jennifer Jessup |
|------|----------------------------------|

AWARDS AND HONORS

ACADEMIC AWARDS

CoSIDA Academic Player of the Year

| | |
|------|------------------|
| 2004 | Kate Jaspers |
| 2010 | Chelsea Bramlett |

CoSIDA Academic All-Americans

| | | |
|------|------------------|-------------|
| 2000 | Keri McCallum | First Team |
| 2003 | Kate Jaspers | Second Team |
| 2004 | Kate Jaspers | First Team |
| | Iyhia McMichael | Second Team |
| 2008 | Chelsea Bramlett | First Team |
| 2009 | Chelsea Bramlett | Second Team |
| | Sammie Jo Bailey | Third Team |
| 2010 | Chelsea Bramlett | First Team |
| 2011 | Ali Bainbridge | Third Team |
| 2015 | Julia Echols | Third Team |

CoSIDA Academic All-District

| | | |
|------|-------------------|-------------|
| 2008 | Sammie Jo Bailey | First Team |
| | Chelsea Bramlett | First Team |
| | Jessie Bailey | Second Team |
| 2009 | Sammie Jo Bailey | First Team |
| | Chelsea Bramlett | First Team |
| | Jessie Bailey | Second Team |
| | Ali Bainbridge | Second Team |
| 2010 | Jessie Bailey | First Team |
| | Chelsea Bramlett | First Team |
| 2011 | Ali Bainbridge | First Team |
| 2015 | Julia Echols | First Team |
| 2017 | Caroline Seitz | First Team |
| | Katie Anne Bailey | First Team |
| 2018 | Emily Heimberger | First Team |

NFCA All-America Scholar-Athlete

| | |
|------|---|
| 1997 | Jenny Hehnke |
| 1998 | Autumn Anderson, Tracy Clark, Jenny Hehnke, Alicia Judd, Kendell Kimbrough, Anna Joyce Lott, Keri McCallum, Karrie Rider |
| 1999 | Kayla Calvert, Tracy Clark, Connie Goldsmith, Jenny Hehnke, Anna Joyce Lott, Keri McCallum |
| 2000 | Jenny Hehnke, Keri McCallum, Anna Joyce Lott |
| 2001 | Anna Joyce Lott |
| 2002 | Blaire Brown, Kate Jaspers, Amy Mosley, Lindsay Nelson, Krystal Tillman |
| 2003 | Blaire Brown, Courtney Frank, Kate Jaspers, Jennifer Jessup, Lindsay Nelson, Meagan O'Nan, Krystal Tillman |
| 2004 | Kate Jaspers, Jennifer Jessup, Lindsay Nelson, Meagan O'Nan, Krystal Tillman, Callie Williams |
| 2005 | Blair Hewett, Katie Johnson, Michelle Kinney, Callie Williams |
| 2006 | Sammie Jo Bailey, Hayle Guess, Sara Hickerson, Lindsay Hunley, Katie Johnson, Michelle Kinney, Gina McCloud, Kelli Miller, Callie Williams |
| 2007 | Jessie Bailey, Sammie Jo Bailey, Chelsea Bramlett, Stephanie Comeaux, Lindsay Hunley, Katie Johnson, Michelle Kinney, Gina McCloud, Kelli Miller |
| 2008 | Jessie Bailey, Sammie Jo Bailey, Ali Bainbridge, Megan Bateman, Nakita Boyce, Chelsea Bramlett, Lindsay Hunley, Gina McCloud, Courtney Nesbit, Jessie Spain |
| 2009 | Jessie Bailey, Sammie Jo Bailey, Ali Bainbridge, Jessie Spain |
| 2010 | Jessie Bailey, Ali Bainbridge, Chelsea Bramlett, Shelby Fisher, Misty Flesher, Courtney Nesbit, Erin Nesbit, Chrissie Rovtar, Jessie Spain, Kylie Vry |
| 2011 | Ali Bainbridge, Stephanie Becker, Misty Flesher, Sam Lenahan, Courtney Nesbit, Jessica Offutt, |

| | |
|------|---|
| | Chrissie Rovtar, Heidi Shape, Jessie Spain, Kylie Vry, Rachael Zdeb |
| 2012 | Julia Echols, Shelby Fisher, Misty Flesher, Sam Lenahan, Erin Nesbit, Megan Nesbit, Jessica Offutt, Chrissie Rovtar, Kylie Vry, Rachael Zdeb |
| 2014 | Julia Echols, Erika Gaul, Jessica Offutt, Alison Owen, Jacey Punches, Heidi Shape, Alexis Silkwood, Rachel Zdeb |
| 2015 | Katie Anne Bailey, Julia Echols, Cassady Knudsen, Loryn Nichols, Caroline Seitz, Alexis Silkwood, Mackenzie Toler, Kayla Winkfield |
| 2017 | Katie Anne Bailey, Carmen Carter, Emily Heimberger, Olivia Golden, Taylor Kelly, Emily Mitchell, Caroline Seitz, Alexis Silkwood, Mackenzie Toler, Lindsey Williams |
| 2019 | Grace Fagan, Emily Heimberger, Taylor Kelly, Chloe Malau'ulu |

SEC Academic Honor Roll

| | |
|------|---|
| 1998 | Ariana Benardo, Chris Bushby, Jenny Hehnke, Alicia Judd, Aimee Juedemann, Kendell Kimbrough, Keri McCallum, Karrie Rider |
| 1999 | Autumn Anderson, Chris Bushby, Tracy Clark, Michelle Gates, Jenny Hehnke, Nichole Henry, Kendell Kimbrough, Anna Joyce Lott, Keri McCallum, Karrie Rider, Robyn Schlagheck |
| 2000 | Chris Bushby, Michelle Gates, Jenny Hehnke, Nichole Henry, Kendell Kimbrough, Anna Joyce Lott, Keri McCallum, Karrie Rider, Robyn Schlagheck |
| 2001 | Brooke Best, Chris Bushby, Jenny Hehnke, Nichole Henry, Jennifer Jessup, Kendell Kimbrough, Anna Joyce Lott, Keri McCallum, Jennifer Nelson, Karrie Rider, Robyn Schlagheck, Cheri Smith, Kasey Whitehead, Kellie Wilkerson |
| 2002 | Brooke Best, Jennifer Jessup, Anna Joyce Lott, Jennifer Nelson, Robyn Schlagheck, Kasey Whitehead |
| 2003 | Brooke Best, Blaire Brown, Kate Jaspers, Jennifer Jessup, Iyhia McMichael, Amy Mosley, Lindsay Nelson, Krystal Tillman, Jennifer Waterman |
| 2004 | Blaire Brown, Kate Jaspers, Jennifer Jessup, Tanelda McDonald, Iyhia McMichael, Kelli Miller, Lindsay Nelson, Meagan O'Nan, Stephanie Owens, Krystal Tillman, Jennifer Waterman, Brandi Watkins, Callie Williams |
| 2005 | Stephanie Comeaux, Katie Cooley, Hayle Guess, Blair Hewett, Sara Hickerson, Jennifer Jessup, Katie Johnson, Michelle Kinney, Tanelda McDonald, Keri McFarling, Kelli Miller, Callie Williams |
| 2006 | Nakita Boyce, Courtney Bures, Stephanie Comeaux, Katie Cooley, Blair Hewett, Sara Hickerson, Lindsay Hunley, Hayle Guess, Katie Johnson, Michelle Kinney, Gina McCloud, Allison Meyer, Kelli Miller, Callie Williams |
| 2007 | Sammie Jo Bailey, Nakita Boyce, Courtney Bure, Stephanie Comeaux, Katie Cooley, Hayle Guess, Sara Hickerson, Blair Hewett, Lindsay Hunley, Katie Johnson, Michelle Kinney, Gina McCloud, Kelli Miller |
| 2008 | Jessie Bailey, Sammie Jo Bailey, Megan Bateman, Chelsea Bramlett, Courtney Bures, Nakita Boyce, Hayle Guess, Lindsay Hunley, Gina McCloud |
| 2009 | Jessie Bailey, Sammie Jo Bailey, Ali Bainbridge, Chelsea Bramlett, Misty Flesher, Allie Heon, Courtney Nesbit, Laurie Siebert, Jessie Spain |
| 2010 | Jessie Bailey, Ali Bainbridge, Chelsea Bramlett, Misty Flesher, Allie Heon, Courtney Nesbit, Ka'ili Smith, Jessie Spain, Elizabeth Woolven |
| 2011 | Ali Bainbridge, Stephanie Becker, Jessica Cooley, |

| | |
|------|---|
| | Lindsey Dunlap, Shelby Fisher, Misty Flesher, Courtney Nesbit, Erin Nesbit, Chrissie Rovtar, Kylie Vry |
| 2012 | Stephanie Becker, Jessica Cooley, Shelby Fisher, Brittany Gates, Sam Lenahan, Erin Nesbit, Jessica Offutt, Chrissie Rovtar, Heidi Shape, Ka'ili Smith, Kylie Vry, Rachael Zdeb |
| 2013 | Stephanie Becker, Jessica Cooley, Julia Echols, Shelby Fisher, Erika Gaul, Sam Lenahan, Jessica Offutt, Alison Owen, Ashley Phillips, Chrissie Rovtar, Heidi Shape, Kylie Vry, Rachael Zdeb |
| 2014 | Julia Echols, Logan Foulks, Erika Gaul, Sam Lenahan, Loryn Nichols, Jessica Offutt, Alison Owen, Ashley Phillips, Jacey Punches, Heidi Shape, Shana Sherrod, Kayla Winkfield, Rachael Zdeb |
| 2015 | Madison Arroyo, Katie Anne Bailey, Julia Echols, Erika Gaul, Katie Gentle, Olivia Golden, Loryn Nichols, Ashley Phillips, Caroline Seitz, Alexis Silkwood, Mackenzie Toler, Kayla Winkfield |
| 2016 | Katie Anne Bailey, Morgan Bell, Carmen Carter, Reggie Harrison, Amanda Ivy, Cassady Knudsen, Loryn Nichols, Caroline Seitz, Alexis Silkwood, Mackenzie Toler, Holly Ward, Kayla Winkfield |
| 2017 | Morgan Bell, Olivia Golden, Regan Green, Reggie Harrison, Emily Heimberger, Taylor Kelly, Cassady Knudsen, Caroline Seitz, Alexis Silkwood, Mackenzie Toler, Holly Ward |
| 2018 | Calyn Adams, Morgan Bell, Carmen Carter, Reggie Harrison, Emily Heimberger, Taylor Kelly, Cassady Knudsen, Emily Mitchell, Bevia Robinson, Holly Ward, Lindsey Williams |
| 2019 | Brooke Cantillo, Grace Dabbs, Mia Davidson, Candace Denis, Kinsey Goetz, Emily Heimberger, Taylor Kelly, Alyssa Loza, O'Neil Roberson, Carter Spexarth, Emily Williams, Lindsey Williams |

SEC First-Year Academic Honor Roll

| | |
|------|--|
| 2003 | Stephanie Owens, Callie Williams |
| 2004 | Katie Cooley, Hayle Guess, Blair Hewett, Sara Hickerson, Katie Johnson |
| 2005 | Nakita Boyce, Courtney Bures, Lindsay Hunley, Gina McCloud, Allison Meyer |
| 2007 | Jessie Bailey, Chelsea Bramlett, Laurie Siebert |
| 2008 | Ali Bainbridge, Misty Flesher, Courtney Nesbit, Jessie Spain, Elizabeth Woolven |
| 2010 | Stephanie Becker, Jessica Cooley, Shelby Fisher, Erin Nesbit, Chrissie Rovtar, Kylie Vry |
| 2013 | Loryn Nichols, Jacey Punches, Kayla Winkfield |
| 2014 | Katie Anne Bailey, Caroline Seitz, Alexis Silkwood |
| 2015 | Morgan Bell, Carmen Carter, Cassady Knudsen, Claire Stucker, Holly Ward |
| 2016 | Regan Green, Emily Heimberger, Taylor Kelly, Kat Moore, Sabrina Turner |
| 2017 | Montana Davidson, Emily Mitchell, Lindsey Williams |
| 2018 | Brooke Cantillo, Grace Dabbs, Mia Davidson, Candace Denis, Kinsey Goetz, Macey Petrey, O'Neil Roberson, Carter Spexarth, Alex Wilcox, Emily Williams |
| 2019 | Kayla Boseman, Grace Fagan, Jamie Gregg, Chloe Malau'ulu, Jackie McKenna, Christian Quinn, Anna Kate Segars |

AWARDS AND HONORS

SEC COMMUNITY SERVICE TEAM

| | |
|------|------------------|
| 2004 | Meagan O'Nan |
| 2005 | Callye Williams |
| 2006 | Callye Williams |
| 2007 | Hayle Guess |
| 2008 | Hayle Guess |
| 2009 | Sammie Jo Bailey |
| 2010 | Jessie Bailey |
| 2011 | Courtney Nesbit |
| 2012 | Misty Flesher |
| 2013 | Jessica Cooley |
| 2014 | Jessica Offutt |
| 2016 | Alexis Silkwood |
| 2017 | Alexis Silkwood |
| 2018 | Carmen Carter |
| 2019 | Emily Heimberger |

1997-02 TEAM HONORS

Most Outstanding Player

| | |
|------|------------------|
| 1997 | Keri McCallum |
| 1998 | Autumn Anderson |
| 1999 | Keri McCallum |
| 2000 | Keri McCallum |
| 2001 | Kellie Wilkerson |
| 2002 | Kellie Wilkerson |

Most Inspirational Player

| | |
|------|-----------------|
| 1997 | Karrie Rider |
| 1998 | Chris Bushby |
| 1999 | Jenny Hehnke |
| 2000 | Karrie Rider |
| 2001 | Amy Mosley |
| 2002 | Iyhia McMichael |

2003-10 TEAM HONORS

Most Valuable Player

| | |
|------|------------------|
| 2003 | Iyhia McMichael |
| 2004 | Iyhia McMichael |
| 2005 | Courtney Bures |
| 2006 | Blair Hewett |
| 2007 | Courtney Bures |
| 2008 | Chelsea Bramlett |
| 2009 | Chelsea Bramlett |
| 2010 | Chelsea Bramlett |

Top Hitter

| | |
|------|------------------|
| 2003 | Iyhia McMichael |
| 2004 | Iyhia McMichael |
| 2005 | Courtney Bures |
| 2006 | Courtney Bures |
| 2007 | Chelsea Bramlett |
| 2008 | Chelsea Bramlett |
| 2009 | Chelsea Bramlett |
| 2010 | Chelsea Bramlett |

Most Valuable Pitcher

| | |
|------|--------------------------------|
| 2004 | Melissa Massey |
| 2005 | Kelli Miller |
| 2006 | Ragan Blake, Stephanie Comeaux |
| 2007 | Kelli Miller |
| 2008 | Misty Flesher |
| 2009 | Lindsey Dunlap |
| 2010 | Misty Flesher |

Most Improved Player

| | |
|------|-------------------|
| 2003 | Jennifer Waterman |
| 2004 | Tanelda McDonald |
| 2005 | Tanelda McDonald |
| 2006 | Nakita Boyce |
| 2007 | Sara Hickerson |
| 2008 | Kelsey Nurnberg |
| 2009 | Brittany Bell |
| 2010 | Jessie Bailey |

Gold Glove

| | |
|------|-----------------|
| 2003 | Brooke Best |
| 2004 | Kate Jaspers |
| 2005 | Callye Williams |
| 2006 | Courtney Bures |
| 2007 | Courtney Bures |
| 2008 | Courtney Bures |
| 2009 | Ali Bainbridge |
| 2010 | Jessie Bailey |

Rookie of the Year

| | |
|------|------------------|
| 2003 | Callye Williams |
| 2004 | Hayle Guess |
| 2005 | Courtney Bures |
| 2006 | Sammie Jo Bailey |
| 2007 | Chelsea Bramlett |
| 2008 | Ali Bainbridge |
| 2009 | Ka'ili Smith |
| 2010 | Erin Nesbit |

MTXE (Mental Toughness/Extra Effort)

| | |
|------|------------------|
| 2003 | Jennifer Jessup |
| 2004 | Meagan O'Nan |
| 2005 | Jennifer Jessup |
| 2006 | Blair Hewett |
| 2007 | Katie Johnson |
| 2008 | Lindsay Hunley |
| 2009 | Sammie Jo Bailey |
| 2010 | Ali Bainbridge |

ALL-TIME LETTERWINNERS

| PLAYER | POS. | HOMETOWN | YEARS | PLAYER | POS. | HOMETOWN | YEARS | PLAYER | POS. | HOMETOWN | YEARS |
|-------------------------|--------------|---------------------------|-----------------|------------------------|-------------|-------------------------------|-----------------|-------------------------|--------------|-----------------------------|-----------------|
| Calyn Adams | INF/C | Chesterfield, Va. | 2015-18 | Stacy Gresham | 1B | Florence, Ala. | 1986 | Kelsey Nurnberg | RHP | Ankeny, Iowa | 2007-09 |
| Susan Akins | RHP | Memphis, Tenn. | 1983 | Hayle Guess | UTL | Moss Point, Miss. | 2004, 06-08 | Jessica Offutt | OF | Madison, Ala. | 2011-14 |
| Autumn Anderson | RHP | Farmington, N.M. | 1998-99 | Reggie Harrison | INF | Magnolia, Texas | 2017-18 | Meagan O'Nan | OF | Starkville, Miss. | 2003-04 |
| Madison Arroyo | INF | Waxhaw, N.C. | 2014-15 | Meg Hartnett | SS | Germantown, Tenn. | 1983-86 | Cindy Osborn | OF | Olive Branch, Miss. | 1983 |
| Jessie Bailey | INF | Lithonia, Ga. | 2007-10 | Jenny Hehnke | 2B | Santa Barbara, Calif. | 1997-00 | Alison Owen | RHP | Newnan, Ga. | 2013-14 |
| Katie Anne Bailey | C/UTL | Madison, Miss. | 2014-17 | Emily Heimberger | UTL | Pawleys Island, S.C. | 2016-19 | Stephanie Owens | RHP | Easley, S.C. | 2003 |
| Sammie Jo Bailey | 1B | Lithonia, Ga. | 2006-09 | Jemmye Ann Helms | OF | Mathiston, Miss. | 1997 | Tyeh Patterson | OF | Pascagoula, Miss. | 2002 |
| Ali Bainbridge, | 2B | Vestavia Hills, Ala. | 2008-11 | Nichole Henry | C/1B | Whitwell, Tenn. | 1997-00 | Maryann Pedroli | OF | Germantown, Tenn. | 1997 |
| Megan Bateman | C | Brookhaven, Miss. | 2007-08 | Allie Heon | INF/OF | Leesburg, Va. | 2009-10 | Connie Pendley | 3B | Birmingham, Ala. | 1985-86 |
| Lynn Baxstrum | 2B | Philadelphia, Miss. | 1982 | Missy Herbert | INF | Memphis, Tenn. | 1984-85 | Tina Perrault | C | Baton Rouge, La. | 1984 |
| Stephanie Becker | LHP | Aurora, Ill. | 2010-13 | Blair Hewett | C | St. Matthews, S.C. | 2004-07 | Macey Petrey | INF | Demopolis, Ala. | 2018-19 |
| Briana Bell | OF | Brandon, Fla. | 2011-13 | Sara Hickerson | RHP | Nashville, Tenn. | 2004-07 | Ashley Phillips | OF | Water Valley, Miss. | 2012-15 |
| Brittany Bell | OF | Brandon, Fla. | 2008-12 | Sharon Hooper | RHP | Gretna, La. | 1984-86 | Cathy Pippins | RHP | Wes Monroe, La. | 1986 |
| Morgan Bell | UTL | Braselton, Ga. | 2015-18 | Swayze Hollenhead | INF | Mathiston, Miss. | 2012-13 | Jacey Punches | RHP | Round Rock, Texas | 2013-14 |
| Ariana Benardo | 2B | Torrance, Calif. | 1997-98 | Lindsay Hundley | INF | Aurora, Ill. | 2005-08 | Jennifer Pursell | RHP | Rancho Cucamonga, Calif. | 2000-01 |
| Brooke Best | 2B | Ooltewah, Tenn. | 2000-03 | Rachel Hurley | OF | Brandon, Miss. | 2006-07 | Christian Quinn | Of | Hattiesburg, Miss. | 2019-Pr. |
| Ragan Blake | RHP | Sugar Land, Texas | 2005-06 | Julia Ingram | OF | Tupelo, Miss. | 1982-84 | Chelsea Raines | C/INF | Ackerman, Miss. | 2010-11 |
| Demi Blaker | UTL | Long Beach, Miss. | 2015 | Amanda Ivy | UTL | Batesville, Miss. | 2014-17 | Laura Leigh Reese | C | Clinton, Miss. | 2006-07 |
| Vicki Bonar | RHP | Royal Oak, Mich. | 1984-85 | Kate Jaspers | 1B/OF | Prescott, Ariz. | 2001-04 | Becca Richards | OF | Eugene, Ore. | 2000 |
| Kayla Boseman | RHP/UTL | Chattanooga, Tenn. | 2019 | Sherri Jennings | OF | Pensacola, Fla. | 1985-86 | Karrie Rider | SS | Camas, Wash. | 1997-00 |
| Nakita Boyce | OF | Springfield, Mo. | 2005-08 | Jennifer Jessup | SS | East Dublin, Ga. | 2001-05 | June Riner | UTL | East Coweta, Ga. | 1983 |
| Chelsea Bramlett | C | Cordova, Tenn. | 2007-10 | Dani Johnson | C | Tucson, Ariz. | 1997 | O'Neil Roberson | INF | Birmingham, Ala. | 2018-19 |
| Blaire Brown | C | Yucaipa, Calif. | 2001-04 | Katie Johnson | INF | Birmingham, Ala. | 2004-07 | Bevia Robinson | UTL | Harvest, Ala. | 2017-19 |
| Tina Burcham | OF | Florence, Ala. | 1983 | Donna Jones | 2B | Kosciusko, Miss. | 1983 | Faith Robinson | 3B | Bolton, Miss. | 2002 |
| Courtney Bures | INF | Haymarket, Va. | 2005-08 | Alicia Judd | RHP | St. Louis, Mo. | 1997-98 | Chrissie Rovtar | INF | West Chicago, Ill. | 2010-13 |
| Chris Bushby | OF | Starkville, Miss. | 1997-00 | Aimee Juedemann | OF | St. Louis, Mo. | 1997-98 | Robyn Schlagheck | C | Huntsville, Ala. | 1999-01 |
| Kayla Calvert | RHP | Lafayette, Ind. | 1999 | Taylor Kelly | UTL | Calhoun, Ga. | 2016-19 | Caroline Seitz | INF | Birmingham, Ala. | 2014-17 |
| Brooke Cantillo | OF | Lake Elsinore, Calif. | 2018-19 | Kendell Kimbrough | OF | Saltillo, Miss. | 1997-00 | Heidi Shape | INF | Duluth, Ga. | 2011-14 |
| Carmen Carter | OF | Jackson, Miss. | 2015-18 | Michelle Kinney | UTL | Memphis, Tenn. | 2005-07 | Shana Sherrod | RHP | Vestavia Hills, Ala. | 2011-14 |
| Julie Clark | 1B | Baton Rouge, La. | 1984 | Cassady Knudsen | RHP | Altoona, Iowa | 2015-18 | Karen Shipley | C | Winterhaven, Fla. | 1984-85 |
| Tracy Clark | OF | Valencia, Calif. | 1997-99 | Fa Leilua | UTL | Hawthorne, Calif. | 2019-Pr. | Anna Kate Segars | OF/1B | Moulton, Ala. | 2019-Pr. |
| Stephanie Comeaux | RHP | Lucedale, Miss. | 2004-07 | Sam Lenahan | C/1B | Lawrenceville, Ga. | 2011-14 | Laurie Seibert | INF | Sugar Grove, Ill. | 2007-09 |
| Jessica Cooley | INF/OF | Birmingham, Ala. | 2010-13 | Anna Joyce Lott | OF | Greenwood, Miss. | 1998-01 | Alexis Silkwood | LHP | East Alton, Ill. | 2014-17 |
| Katie Cooley | C/OF | Birmingham, Ala. | 2004-07 | Alyssa Loza | RHP | North Torrance, Calif. | 2019-Pr. | Cheri Smith | 1B | Phoenix, Ariz. | 1998-01 |
| Cori Cooper | RHP | Magnolia, Texas | 2016 | Stacy Mabry | OF | Liberty, Miss. | 2006 | Jamie Smith | OF | Phoenix, Ariz. | 1998-99 |
| Madison Cousineua | C | Otto, N.C. | 2016-17 | Chloe Malau'ulu | OF | Long Beach, Calif. | 2019-Pr. | Ka'iili Smith | INF/OF | Kapolei, Hawaii | 2009-12 |
| Grace Dabbs | OF | Philadelphia, Miss. | 2018-19 | Lexi Malone | C | Petal, Miss. | 2017-18 | Jessie Spain | INF/OF | Birmingham, Ala. | 2008-10 |
| Stacey Dabbs | OF | Baton Rouge, La. | 1984-85 | Melissa Massey | RHP | Fayetteville, Tenn. | 2002-05 | Carter Spexarth | P/UTL | The Woodlands, Texas | 2018-Pr. |
| Kim Davis | RHP | Monroe, La. | 1985-86 | Lezlie Matthews | C | Baton Rouge, La. | 1986 | Claire Stucker | 1B | Fresno, Calif. | 2015 |
| Mia Davidson | C/INF | Hillsborough, N.C. | 2018-Pr. | Mary Lee Matzenger | OF | Mobile, Ala. | 1982 | Susan Tegarden | C | St. Petersburg, Fla. | 1983 |
| Montana Davidson | INF | Hillsborough, N.C. | 2017-Pr. | Cindy McCain | 2B | Pope, Miss. | 1985-86 | Mackenzie Toler | UTL | Fayetteville, Ga. | 2014-17 |
| Summer Delaneuville | RHP | LaPlace, La. | 2003 | Keri McCallum | C/OF | Port Orchard, Wash. | 1997-00 | Krystal Tillman | OF | Romoland, Calif. | 2001-03 |
| Candace Denis | P/UTL | Malakoff, Texas | 2018-Pr. | Gina McCloud | 3B | Monticello, Miss. | 2006-08 | Sabrina Turner | UTL | Gulfport, Miss. | 2016 |
| Janice DeNomie | RHP | Memphis, Tenn. | 1982-84 | Tanelda McDonald | 3B | Madison, Miss. | 2002-05 | Courtney Vanlandingham | INF | Owasso, Okla. | 2012 |
| Maddie Dorsett | OF | Trussville, Ala. | 2017-18 | Keri McFarling | OF | Amory, Miss. | 2004 | Kylie Vry | LHP | Des Moines, Iowa | 2010-13 |
| Lindsey Dunlap | LHP | Hueytown, Ala. | 2009-12 | Jackie McKenna | C/3B | Parkland, Fla. | 2019-Pr. | Irene Walker | 1B | Pensacola, Fla. | 1985-86 |
| Julia Echols | INF | McDonough, Ga. | 2013-15 | Ilyhia McMichael | OF | Nacogdoches, Texas | 2001-04 | Holly Ward | RHP | Haleyville, Ala. | 2015-18 |
| Susan Ellwood | C/3B | Baton Rouge, La. | 1985 | Bonnie McWatters | OF | Lake Park, Fla. | 1984-86 | Brandi Watkins | OF | Starkville, Miss. | 2004 |
| Grace Fagan | LHP | Swedesboro, N.J. | 2019-Pr. | Kristie Mellert | 3B | Hope Hull, Ala. | 1983 | Jennifer Waterman | C/1B | Kingwood, Texas | 2001-04 |
| Shawna Feldt | UTL | Vancouver, Wash. | 1998 | Allison Meyer | INF | Laurel, Miss. | 2005 | Kristie Watson | 3B | Hope Hull, Ala. | 1984 |
| Shelby Fisher | 1B | Scottsdale, Ariz. | 2010-13 | Kelli Miller | RHP | Colorado Springs, Colo. | 2004-07 | Caitlin Wenzel | UTL | Marianette, Wis. | 2011-12 |
| Misty Flesher | RHP | Lone Grove, Okla. | 2008-12 | Rhonda Ann Miller | RHP | Chalmette, La. | 1984 | Jan White | 1B | Aberdeen, Miss. | 1982 |
| Logan Foulks | INF/C | Douglasville, Ga. | 2013-14 | Christene Minor | 2B | Starkville, Miss. | 1982-83 | Kasey Whitehead | RHP/INF | Roswell, Ga. | 2000-02 |
| Courtney Frank | RHP | Kent, Wash. | 2000-03 | Emily Mitchell | RHP | Calhoun, Ga. | 2017-18 | Alex Wilcox | OF | Brantley, Ala. | 2018 |
| Karen Futch | 1B | Titusville, Fla. | 1983-84 | Chloe Morgan | OF | Batesville, Miss. | 2019 | Kellie Wilkerson | LHP/UTL | Jacksonville, Fla. | 1999-02 |
| Brittany Gates | OF | Houston, Miss. | 2009-12 | Courtney Moore | INF/OF | El Sobrante, Calif. | 2009 | Callie Williams | 3B | Katy, Texas | 2003-06 |
| Michelle Gates | RHP/3B | Chowchilla, Calif. | 1997-00 | Kat Moore | OF | Holly Springs, Miss. | 2016-19 | Emily Williams | RHP | Carrollton, Ga. | 2018-Pr. |
| Erika Gaul | INF | Clermont, Fla. | 2012-15 | Sherry Moore | 1B | Noxapater, Miss. | 1982 | Lindsey Williams | INF | Mobile, Ala. | 2017-Pr. |
| Katie Gentle | OF | Hartselle, Ala. | 2014-15 | Melanie Morgan | OF | Memphis, Tenn. | 1983-86 | Kayla Winkfield | INF | Giddings, Texas | 2013-16 |
| Pam Gentry | C | Monroe, La. | 1986 | Nicole Moschetti | 3B | West Palm Beach, Fla. | 2000 | Elizabeth Woolven | LHP | Nettleton, Miss. | 2008-10 |
| Jamie Gregg | OF | Hoover, Ala. | 2019 | Amy Mosley | C | Quitman, Miss. | 2001-02 | Ashley Wroten | OF | Terry, Miss. | 2006 |
| Kinsey Goelz | INF | Myakka City, Fla. | 2018-19 | Jennifer Nelson | RHP/OF | Weatherford, Texas | 2000-03 | Rachael Zdeb | OF | Shawnee, Kan. | 2011-14 |
| Olivia Golden | INF | Hartselle, Ala. | 2013-17 | Lindsay Nelson | 2B | Orange Park, Fla. | 2001-04 | | | | |
| Connie Goldsmith | OF | Starkville, Miss. | 1999 | Courtney Nesbit | INF | Acworth, Ga. | 2008-11 | | | | |
| Robynn Goodwin | C | Starkville, Miss. | 2000 | Erin Nesbit | INF | Acworth, Ga. | 2010-13 | | | | |
| Regan Green | RHP | Hebron, Md. | 2016-17 | Megan Nesbit | INF | Acworth, Ga. | 2012 | | | | |
| Rhonda Gregory | OF | Pontotoc, Miss. | 1982 | Loryn Nichols | OF | Murrieta, Calif. | 2013-16 | | | | |
| Vickie Gregory | OF | Pontotoc, Miss. | 1982 | Sarai Niu | INF | San Diego, Calif. | 2016-19 | | | | |

JERSEY HISTORY

00

Bevia Robinson (2017-19)

1

Ali Bainbridge (2008-11)
Stephanie Comeaux (2004-07)
Jenny Hehnke (1997-2000)
Macey Petrey (2018-19)
Jacey Punches (2013-2014)

2

Madison Arroyo (2014-2015)
Jessica Cooley (2010-13)
Melissa Massey (2002-05)
Kat Moore (2016-19)
Kiki Edwards (2020)

3

Katie Anne Bailey (2014-17)
Brooke Best (2000-03)
Courtney Bures (2005-08)
Candace Denis (2018-Pr.)
Shawna Feldt (1998)
Jemmye Ann Helms (1997)
Kylie Vry (2010-13)

4

Ariana Benardo (1997-98)
Brittany Gates (2009-12)
Cassady Knudsen (2015-18)
Alison Owen (2013-14)
Callye Williams (2003-06)
Kasey Whitehead (2000-02)

5

Vicki Bonar (1984-85)
Maddie Dorsett (2017-18)
Blair Hewett (2004-07)
Desiree Lewis (2020)
Erin Nesbit (2010-13)

6

Jessie Bailey (2007-10)
Paige Cooke (2020)
Julia Echols (2013-15)
Stacy Mabry (2006)
Lindsay Nelson (2001-04)

7

Nakita Boyce (2005-08)
Logan Foulks (2013-14)
Michelle Gates (1997-2000)
Reggie Harrison (2016-18)
Sharon Hooper (1984-86)
Anna Kate Segars (2019-Pr.)
Ka'ili Smith (2009-12)
Krystal Tillman (2001-03)

8

Julie Clark (1984)
Summer Delaneuville (2003)
Aimee Juedemann (1997-98)
Michelle Kinney (2005-07)
Robyn Schlagheck (1999-2001)
Alexis Silkwood (2014-17)
Jessie Spain (2008-10)
Alex Wilcox (2018)

9

Brooke Cantillo (2018-19)
Stacey Dabbs (1984-85)
Allison Meyer (2005)
Jennifer Nelson (2000-03)
Kelsey Nurnberg (2007-09)
Jamie Smith (1998-99)
Kayla Winkfield (2013-16)
Celeste Soliz (2020)

10

Kinsey Goelz (2018-Present)
Allie Heon (2009-10)
Rachel Hurley (2006-07)
Sherri Jennings (1985-86)
Anna Joyce Lott (1998-2001)
Keri McFarling (2004)
Rhonda Ann Miller (1984)
Loryn Nichols (2013-16)

11

Megan Bateman (2007-08)
Stephanie Becker (2010-13)
Ragan Blake (2005-06)
Katie Gentle (2014-2015)
Emily Heimberger (2015-19)
Nichole Henry (1997-2000)
Amy Mosley (2001-02)

12

Grace Dabbs (2018-19)
Olivia Golden (2013-17)
Ilyhia McMichael (2001-04)
Megan Nesbit (2012)
Karen Shipley (1984-85)
Cheri Smith (1998-2001)
Brylie St. Clair (2020)
Elizabeth Woolven (2008-10)

13

Brittany Bell (2008-12)
Susan Ellwood (1985)
Katie Johnson (2004-07)
Tina Perrault (1984)
O'Neil Roberson (2018-19)
Mackenzie Toler (2014-17)

14

Shelby Fisher (2010-13)
Pam Gentry (1986)
Chloe Malau'ulu (2019-Pr.)
Keri McCallum (1997-00)
Holly Ward (2015-18)
Kristie Watson (1984)

15

Swayze Hollenhead (2012-13)
Lindsay Hunley (2005-08)
Donna Jones (1983)
Bonnie McWatters (1984-86)
Meagan O'Nan (2003-04)
Jennifer Pursell (2000-01)
Chelsea Raines (2010-11)
Caroline Seitz (2014-17)

16

Demi Blaker (2015)
Courtney Frank (2000-03)
Sam Lenahan (2011-14)
Nicole Moschetti (2000)
Laurie Seibert (2007-09)

17

Katie Cooley (2004-07)
Misty Flesher (2008-12)
Mary Lee Matzenger (1982)
Carter Spexarth (2018-Pr.)
Claire Stucker (2015)
Irene Walker (1985-86)

18

Chelsea Bramlett (2007-10)
Chris Bushby (1997-2000)
Cori Cooper (2016)
Kim Davis (1985-86)
Madisyn Kennedy (2020)

19

Morgan Bell (2015-18)
Kayla Calvert (1999)
Maryann Pedroli (1997)
Rachael Zdeb (2011-14)

20

Autumn Anderson (1998-99)
Aquana Brownlee (2020)
Meg Hartnett (1983-86)
Ashley Phillips (2012-15)
Kellie Wilkerson (1999-02)

21

Briana Bell (2011-13)
Hayle Guess (2004, 2006-08)
Missy Herbert (1984-85)
Lezlie Mathews (1986)
Courtney Moore (2009)
Sarai Niu (2016-19)

22

Kendell Kimbrough (1997-2000)
Kristie Mellert (1983)
Connie Pendley (1985-86)
Heidi Shape (2011-14)
Lindsey Williams (2017-Pr.)

23

Erika Gaul (2012-15)
Taylor Kelly (2016-19)
Cindy Osborn (1983)
Karrie Rider (1997-2000)
Jennifer Waterman (2001-04)

24

Calyn Adams (2015-18)
Julia Ingram (1982-84)
Dani Johnson (1997)
Fa Leilua (2019-Pr.)
Tanelda McDonald (2002-2005)
Caitlin Wenzel (2011-12)

25

Amanda Ivy (2014-17)
Jennifer Jessup (2001-05)
Alicia Judd (1997-98)
Sherry Moore (1982)
Chloe Morgan (2019)
Courtney Nesbit (2008-11)
June Riner (1983)
Courtney Vanlandingham (2012)
Ashley Wroten (2006)

26

Tracy Clark (1997-99)
Jamie Gregg (2019-Pr.)
Jessica Offutt (2011-14)
Becca Richards (2000)
Faith Robinson (2002)

27

Emily Mitchell (2017-18)
Shana Sherrod (2011-14)

28

Kate Jaspers (2001-04)
Aspen Wesley (2020)

29

Tyeh Patterson (2002)
Brandi Watkins (2004)
Annie Willis (2020)

30

Tina Burcham (1983)

31

Carmen Carter (2015-18)
Grace Fagan (2019-Pr.)
Cathy Pippins (1986)

32

Montana Davidson (2017-Pr.)
Lindsey Dunlap (2009-12)
Rhonda Gregory (1982)
Sara Hickerson (2004-07)
Jan White (1982)

33

Mia Davidson (2018-Pr.)
Regan Green (2016-17)
Kelli Miller (2004-07)
Christene Minor (1982-83)
Stephanie Owens (2003)

34

Susan Akins (1983)
Sammie Jo Bailey (2006-09)
Blaire Brown (2001-04)
Connie Goldsmith (1999)
Sabrina Turner (2016)

41

Lynn Baxstrum (1982)
Janice DeNemie (1982-84)

42

Vickie Gregory (1982)
Cindy McCain (1985-86)
Melanie Morgan (1983-86)

43

Susan Tegarden (1983)

44

Madison Cousineau (2016-17)
Karen Futch (1983-84)
Stacy Gresham (1986)
Gina McCloud (2006-08)
Jackie McKenna (2019-Pr.)
Chrissie Rovtar (2010-13)

55

Lexi Malone (2017-18)

58

Emily Williams (2018-Pr.)

72

Robynn Goodwin (2000)

88

Christian Quinn (2019-Pr.)

98

Alyssa Loza (2019-Pr.)

99

Kayla Boseman (2019)

THIS IS MISSISSIPPI STATE



THE UNIVERSITY

Mississippi State is a comprehensive doctoral-degree-granting institution offering a diverse student body a wide range of opportunities and challenges for learning and growth.

The largest university in the Magnolia State, MSU has a statewide enrollment of more than 21,000 students and is accredited by the Southern Association of Colleges and Schools Commission on Colleges to award baccalaureate, masters, specialists and doctorate degrees.

Established in 1878 as the Agricultural and Mechanical College of Mississippi, the university has traditional strengths in engineering and scientific agriculture but has evolved into a comprehensive institution with a diverse array of programs in teaching, research and service.

The University began as The Agricultural and Mechanical College of the State of Mississippi, one of the national Land-Grant Colleges established after Congress had passed the Morrill Act in 1862. It was created by the Mississippi Legislature on Feb. 28, 1878, to fulfill the mission of offering training in "agriculture, horticulture and the mechanical arts . . . without excluding other scientific and classical studies, including military tactics."

The College received its first students in the fall of 1880 in the presidency of Confederate General Stephen D. Lee. In 1887 Congress passed the Hatch Act, which provided for the establishment of the Agricultural Experiment Station in 1888. Two other pieces of federal legislation provided funds for extending the mission of the College: in 1914, the Smith-Lever Act called for "instruction in practical agriculture and home economics to persons not attendant or resident," thus creating the state-wide effort which led to Extension offices in every county in the State; and, in 1917, the Smith-Hughes Act provided for the training of teachers in vocational education.

By 1932, when the Legislature renamed the College as Mississippi State College, it consisted of the Agricultural Experiment Station (1887), the College of Engineering (1902), the College of Agriculture (1903), the School of Industrial Pedagogy (1909), the School of General Science (1911), the College of Business and Industry (1915), the Mississippi Agricultural Extension Service (1915), and the Division of Continuing Education, (1919). Further, in 1926 the College had received its first accreditation by the Southern Association of Colleges and Schools.

By 1958, when the Legislature again renamed the College, as Mississippi State University, the Office of Graduate Studies had been organized (1936), doctoral degree programs had begun (1951), the School of Forest Resources had been established (1954), and the College of Arts and Sciences had been created (1956).

The College of Architecture admitted its first students in 1973. The College of Veterinary Medicine admitted its first class in 1977, and the School of Accountancy was established in 1979.

ACADEMICS AND STUDENT LIFE

Mississippi State students consistently earn honors such as the prestigious Harry S. Truman Scholarship, awarded for those who will enter public service, and, with 16 Truman Scholars to date, the university has been recognized as one of 38 Truman Honor Institution.

Recently initiated programs are providing opportunities to develop leadership potential and global study options.

The university's Global Leadership Continuum provides "cradle-to-CEO" programming designed to develop leadership across a "global" spectrum that begins with high school and continues through the university experience and into professional life. Included are the Young Guns Leadership Camp for rising high school seniors; the Day One Leadership Community for incoming freshmen, focusing on shared academic and service experiences; and the highly competitive Appalachian Leadership Honors Program for sophomores and juniors.

To complement these efforts, the university has launched a minor in leadership studies open to students in all majors. A university honor code adopted in 2007 institutionalizes a campus culture of integrity and personal responsibility in academic studies. Through the Global Leadership Program, students may experience significantly expanded study abroad opportunities.





DR. MARK E. KEENUM

UNIVERSITY PRESIDENT | 11TH YEAR

Dr. Mark Everett Keenum became Mississippi State's 19th president Jan. 5, 2009, following a distinguished public service career. Now in his 11th year of tenure, Dr. Keenum has guided the university to unprecedented heights with an unwavering focus on students – preparing them for success in a rapidly changing world and instilling in them the timeless values of integrity, hard work, and respect.

Mississippi State has achieved record enrollment growth and has awarded more than 4,000 degrees at all levels for eight straight years. The Phi Beta Kappa Society, the nation's oldest and most prestigious academic honor society, granted the university a chapter in 2018 after a rigorous, multi-year review. Additionally, Dr. Keenum has been instrumental in expanding the MSU Promise Program, which provides need-based scholarship assistance to Mississippi students whose families have limited financial means. The number of endowed scholarships and endowed faculty chairs and professorships has also grown significantly. The Chronicle of Higher Education has designated MSU as a "Great College To Work For" for the past three years.

The campus has expanded and improved on Dr. Keenum's watch – completing or initiating capital improvements totaling more than \$1 billion since 2009. These projects include the \$68 million expansion of Dudy Noble Field/Polk-DeMent Stadium, home to one of the most storied college baseball programs in America, and construction of the new Left Field Lofts. The Mill at MSU – a \$40 million, state-of-the-art conference and meeting complex – has sparked a revitalization of the Russell Street corridor in Starkville. The Old Main Academic Center is a \$41 million classroom building and multi-level parking garage. A \$10 million, fourth-floor expansion of Mitchell Memorial Library now houses the Ulysses S. Grant Presidential Library and the Frank and Virginia Williams Collection of Lincolnia.

This summer, the university and its partner, Greystar celebrated the opening of the \$67 million College View development. The first-of-its-kind project for any Mississippi university combines student housing with a mix of retail, commercial, and restaurant space. Construction of the \$34 million Rula Engineering and Science Complex is underway on the university's famed "Engineering Row," as is a \$16 million, 500 space parking garage next to Howell Hall and across from Humphrey Coliseum. The university is also planning

a new \$17 million Music Building adjacent to the Band Hall and Choral Facility along Hardy Road. A new Animal and Dairy Science/Poultry Science Complex for the Division of Agriculture, Forestry and Veterinary Medicine is also nearing completion at the corner of Blackjack Road and the new Hail State Boulevard.

Fundraising has reached all-time record levels in recent years, including \$113 million for the recently completed fiscal year. The university has raised more than \$100 million in gifts and pledges for each of the past six consecutive years. MSU's current Infinite Impact capital campaign will reach its historic \$1 billion goal – the largest campaign goal ever for an educational institution in Mississippi – later this year.

During his two-year term as president of the Southeastern Conference, he led the SEC Executive Committee, and he continues to serve on the SEC's Content Committee Board of Directors that oversees the highly successful ESPN-SEC Network. In 2018, he was named chairman of the College Football Playoff's (CFP) Board of Managers. The CFP determines the national champion of the NCAA Division I Football Bowl Subdivision. Also in 2018, he was elected to serve a six-year term on the Board of Trustees of the Mississippi Department of Archives and History, which is the second-oldest state department of archives and history in the country.

A Carnegie Foundation R1-Very High Research Activity Doctoral University, Mississippi State plays an integral role in economic development locally, statewide, and across the region. Its impact is further felt nationally and internationally through unique collaborative partnerships with peer institutions, business and industry, government agencies, and leading non-governmental organizations. Mississippi State is ranked by the National Science Foundation as a "Top 100" research institution, and its annual research and development expenditures have exceeded \$240 million. MSU R&D expenditures consistently account for more than half of the state's total.

A graduate of Mississippi State with degrees in agricultural economics, Dr. Keenum's interest in international food security has strengthened the university's contributions to global economic sustainability. He serves as chairman of the Board of Directors of the Foundation for Food and Agricultural Research and the Board

for International Food and Agricultural Development. He began his career at MSU as a faculty member with the Extension Service and the Department of Agricultural Economics. He went on to serve as chief of staff to U.S. Senator Thad Cochran in Washington, D.C. and was Under Secretary of the U.S. Department of Agriculture prior to returning home to Mississippi State.

A graduate of Corinth High School, Dr. Keenum earned an Associate in Arts degree from Northeast Mississippi Community College in Booneville and was a member of the Northeast Tigers football team. He is married to the former Rhonda Newman of Booneville, also an MSU graduate. They have four children: Rett, Mary Phillips, Katie and Torie.



JOHN COHEN

DIRECTOR OF ATHLETICS | FOURTH YEAR

When John Cohen was named Mississippi State University's 17th director of athletics on November 4, 2016, he wasted little time putting his stamp on the department. Since that time, the former MSU head baseball coach and two-time Southeastern Conference Coach of the Year has overseen arguably the greatest era in Bulldog athletic history.

Since the spring of 2018, State has claimed five SEC team championships, representing the most in a two-year span in school history. Under Cohen's watch, 34 teams have advanced to postseason play, including a school-record 13 during the 2018-19 athletic year. That occurred just a year after the Bulldogs produced a then-school-record 12 postseason squads during the 2017-18 athletic campaign.

Cohen's third athletic year in charge was a historic one. MSU captured three SEC team championships during 2018-19 as women's basketball and men's tennis defended their respective crowns. Vic Schaefer's program also secured its first-ever SEC Tournament championship before going onto an Elite Eight appearance and finishing as high as No. 4 in the national polls.

State combined to win 151 games in the sports of football, men's and women's basketball, softball and baseball, representing the highest total in the SEC and among the best in the nation. In addition, five teams finished in the Top 25 of their respective polls, including three in the Top 10.

In the summer of 2018, Cohen identified one of top recruiters and player development coaches in the country to serve as the Diamond Dawgs' 18th head baseball skipper. Chris Lemonis became the winningest first-year head coach in SEC history as MSU won 52 games en route to its second consecutive College World Series appearance in Omaha, Nebraska. The Diamond Dawgs earned a national seed (No. 6), hosted regional and super regional at the new Dudy Noble Field, clinched a share of the SEC Western Division title and finished as high as No. 3 in the final polls.

Cohen has hired nine head coaches during his tenure, including head football coach Joe Moorhead, who became just the second MSU head coach to win eight or more games on the field in his debut season and the first since College Football Hall of Famer Allyn McKeen in 1939. Football reached a bowl game for a school-record ninth consecutive year and finished No. 25 in the final Coaches poll.

In addition, the Bulldog men's and women's basketball programs both appeared in the NCAA Tournament during the same season for the first time since 2008-09.

The 2017-18 athletic year saw State become the only school in the nation to win a bowl game, reach an NCAA Final Four – men's or women's – and the College World Series. During that same campaign, MSU claimed multiple SEC championships in a single athletic year for the first time since 1996.

Matt Roberts, the SEC Coach of the Year, guided the men's tennis team to its first SEC Tournament championship since 1996. Schaefer, the 2018 National Coach of the Year, led the women's basketball program to its first SEC regular season title with a perfect 30-0 regular season and a second-straight NCAA national championship game appearance. As a result of the Bulldogs' unprecedented athletic success, CBS Sports

named MSU the 14th-best athletics program in the country and fourth overall in the SEC for 2017-18. The top four Director's Cup finishes in school history have occurred in the last four years with three under Cohen's watch.

Success has carried into the classroom during Cohen's tenure as Bulldog scholarship student-athletes have produced four consecutive semesters with a 3.0 cumulative grade point average or higher. In the spring of 2019, MSU scholarship student-athletes posted the highest spring GPA on record with a 3.09. State also scored the fourth-highest NCAA Graduation Success Rate (GSR) among SEC institutions with an 89 percentile in the fall of 2018.

Since becoming athletic director, Cohen has been the driving force for numerous state-of-the-art facility projects on campus, including the new \$68 million Dudy Noble Field, which opened in full capacity in the spring of 2019. The ballpark has drawn rave reviews as the best in all of college baseball and features the Left Field Lofts, a revolutionary experience with luxury two-bedroom suites offering exquisite views of the new Dudy Noble Field.

Cohen approved construction of a new \$3.6 million football gameday home locker room and recruiting center inside the north end of Davis Wade Stadium. The 11,100 square-foot locker room, which opened in September 2018, includes custom-built player lockers, separate coaches and staff locker rooms, an expansive athletic training room as well as an equipment room. In July 2019, state-of-the-art updates were completed in the Leo Seal Jr. Football Complex locker room, which serves as the daily headquarters for MSU football.

The Templeton Athletic Academic Center underwent a major renovation in the summer of 2018 with modern wall graphics and displays. In addition, ground was broken in the summer of 2019 on the \$8 million dollar MSU Tennis Pavilion with expected completion set for the spring of 2020. The 48,815-square-foot facility will feature six indoor courts, elevated spectator seating, LED lighting and more.

Planning is already underway for a major renovation and modernization of Humphrey Coliseum, which will make the historic venue one of the elite in all of college basketball. Expanded concourses, enhanced sightlines, new dining options and a luxurious club level are some of the many features that will be coming to the new-look "Hump."

Cohen has been instrumental in providing a "championship-level fan experience" at all of MSU's athletic venues. For the first time in school history, State drew over 1 million combined fans in the ticketed sports of football, men's and women's basketball and baseball during the 2018-19 athletic year. In the summer of 2018, MSU announced significant price decreases on all food and beverage at concessions for all home venues that continues today. State also unveiled a football season ticket price reduction in several sections of Davis Wade Stadium.

Cohen's vision launched the Hail State Family Fan Experience survey, an initiative to best serve Bulldog fans based on their feedback. The plan has been responsible for numerous enhancements at venues, including improved sound at Davis Wade Stadium, boosted cell service for major carriers and cash-only quick-serve concession kiosks.

Cohen, who spent more than two decades coaching college baseball, was named MSU's head baseball coach in July of 2008. Nine years later, Cohen's official role in administration began when he assumed the role of associate athletic director in addition to head baseball coach. The following November, he took charge of an athletic department that has since achieved new heights in athletic, academic, facility, and fundraising achievement.

Success shouldn't come as a surprise as it was never far removed from him during his 12-year run as a head coach in the SEC. His teams were successful both on the field and in the classroom. At MSU, he led the Bulldogs to a College World Series finals appearance, an SEC regular season championship and an SEC Tournament championship. In the classroom upon his arrival in 2009, 133 players were selected to the SEC Academic Honor Roll, including three straight SEC Scholar Athlete of the Year winners from 2013-15.

As a baseball player at MSU, Cohen was a key player on the Bulldogs' 1989 SEC championship team and 1990 College World Series team. He graduated from MSU with a degree in English in 1990 and received a master's degree in sports management from the University of Missouri in 1994.

Following a six-year stint with Missouri as a graduate assistant and assistant coach, Cohen was the head coach at Northwestern State University from 1998-2001. Cohen spent two seasons as an assistant baseball coach at the University of Florida before becoming the head coach at the University of Kentucky in 2004, a position he held for five seasons before returning to his alma mater. Cohen guided the Wildcats to the program's first SEC championship in 2006 with a remarkable worst-to-first finish in his third season.

While winning 284 games as a head coach at MSU, Cohen demonstrated a keen ability to develop players and coaches. During his tenure, 138 MSU baseball players were selected in the Major League Baseball Draft. Ten of his former Bulldogs have reached the Major Leagues, including Nate Lowe (Tampa Bay Rays) most recently in the spring of 2019. His influence can be seen throughout the SEC as four of his former assistants are now or have been head coaches — Brad Bohannon (Alabama), Gary Henderson (Kentucky/Mississippi State), Nick Mingione (Kentucky) and Butch Thompson (Auburn).

Cohen is the only coach in SEC history to win an SEC championship, SEC tournament championship, and advance to the College World Series both as a player and head coach. He and Ron Polk are the only two baseball coaches in SEC history to lead multiple schools to SEC titles. His 2013 Bulldog club advanced to the CWS championship series for the first time in MSU history. Cohen also had the privilege of being a part of a College World Series as a player, head coach and now twice as an athletic director when the Diamond Dawgs reached Omaha in June 2018 and 2019. His 2012 club produced an SEC record-tying eight Major Leaguers.

Cohen was recently appointed to the prestigious 10-member NCAA Division I Baseball Committee. He is serving a four-year term that began on Sept. 1, 2019.

Cohen and his wife, Nelle, are active members of the Starkville community. The couple has two children, Jordan and Avery.

MASCOTS



THE BULLDOGS

Mississippi State University's athletic teams are called Bulldogs, a name earned and maintained over the decades by the tough, tenacious play of student-athletes wearing the Maroon and White. The official school mascot is an American Kennel Club-registered English Bulldog, given the inherited title of 'Bully.'

As with most universities, Mississippi State University teams answered to different nicknames through the years. The first squads representing Mississippi A&M College were proud to be called Aggies. When the school officially became Mississippi State College in 1932, the nickname Maroons, for MSU's uniform color, gained prominence. Bulldogs became the official title for State teams in 1961, not long after State College was granted university status.

Yet references to school teams and athletes as Bulldogs actually go back to early in the century, and this nickname was used almost interchangeably with both Aggies and Maroons, since at least 1905.

On November 30 of that year, the A&M football team shut out their arch-rivals from the University of Mississippi 11-0 in Jackson, Miss. The campus newspaper, *The Reflector*, reported: "After the game, filled with that emotion that accompanies every great victory, there was nothing left for the cadets to do but to complete the great victory by showing sympathy for the dead athletic spirit of the University, by having a military funeral parade.

"A coffin was secured, decorated with University colors and a bulldog pup placed on top. It was then placed on the shoulders of a dozen cadets, and the procession started down Capitol Street, preceded by the brass band playing a very pathetic funeral Mar..."

Other newspaper reports of the victory commented on the 'bulldog' style of play by the A&M eleven, and the Bulldog was soon publicly accepted as a school athletic symbol. Accounts of a 1926 pep rally in Meridian, Miss., had another bulldog parading with students.

OFFICIAL MASCOT IN 1935

Use as an official game mascot began in 1935 when coach Major Ralph Sasse, on 'orders' from his team, went to Memphis, Tenn., to select a bulldog. Ptolemy, a gift of the Edgar Webster family, was chosen and the Bulldogs promptly defeated Alabama 20-7.

A litter-mate of Ptolemy became the first mascot called 'Bully' shortly after Sasse's team beat mighty Army 13-7 at West Point that same year - perhaps the greatest victory in MSU football history. But Bully earned other fame the hard way, in 1939 when a campus bus cut short his career.

Days of campus mourning followed, as Bully lay in state in a glass coffin. A half-mile funeral procession accompanied by the Famous Maroon Band and three ROTC battalions went to Scott Field where Bully was buried under the bench at the 50-yard line. Even *Life* magazine covered the event. Other Bullies have since been buried by campus dorms, fraternity houses, and also at the football stadium.

For years Bully was a target for kidnappers, the last incident occurring prior to the 1974 State-Ole Miss game. The Bulldog team won anyway, 31-13. While early Bullies once roamed campus freely or lived in fraternities, today the official university mascot is housed at the School of Veterinary Medicine when not on duty at State home football games. For all their fierce appearance and reputation, today's mascot bulldogs are good-natured, friendly animals and favorites with children.

A student wearing a Bulldog suit, also answering to Bully, is part of the MSU cheerleading team and assists in stirring up State spirit at games and pep rallies.

BULLY XXI, "JAK"

At Super Bulldog Weekend 2015, the Bulldog family celebrated the passing of the harness, as Bully XXI, known as "Jak," accepted mascot duties from his father Bully XX, fondly called "Champ."

While Jak entered the 2015 season less than a year old, Champ turned 10 around the 2015 season opener. When mascot handlers realized Bully was getting toward retiring age, though he's still in good health, a female bulldog was selected based on her pedigree and history. Following the female's selection, the litter of mascot-sired puppies were evaluated.

Jak's formal name is "Cristil's Golden Prince," and the American Kennel Club-registered English Bulldog was born in October 2014, soon after the legendary Jack Cristil passed away. Naming the newest Bully for the legendary Voice of the Bulldogs who called football and basketball games for 58 years was a fitting choice.



TRADITIONS

**THE COWBELL**

The most unique and certainly the most resounding symbol of Mississippi State University tradition is the cowbell. Despite decades of attempts by opponents and authorities to banish it from scenes of competition, diehard State fans still celebrate Bulldog victories loudly and proudly with the distinctive sound of ringing cowbells.

The precise origin of the cowbell as a fixture of Mississippi State sports tradition remains unclear to this day. The best records have cowbells gradually introduced to the MSU sports scene in the late 1930s and early 1940s, coinciding with the 'golden age' of Mississippi State football success prior to World War II.

The most popular legend is that during a home football game between State and archrival Ole Miss, a jersey cow wandered onto the playing field. Mississippi State soundly whipped the Rebels that Saturday, and State College students immediately adopted the cow as a good luck charm. Students are said to have continued bringing a cow to football games for a while, until the practice was eventually discontinued in favor of bringing just the cow's bell.

Whatever the origin, it is certain by the 1950s cowbells were common at MSU games, and by the 1960s were established as the special symbol of MSU. Ironically, the cowbell's popularity grew most rapidly during the long years when State football teams were rarely successful. Flaunting this anachronism from the 'aggie' days was a proud response by students and alumni to outsider scorn of the university's 'cow college' history.

In the 1960s two MSU professors, Earl W. Terrell and Ralph L. Reeves, obliged some students by welding handles on the bells so they could be rung with more convenience and authority. By 1963 the demand for these long-handled cowbells could not be filled by home workshops alone. So, at the suggestion of Reeves, the Student Association bought bells in bulk and the Industrial Education Club agreed to weld on handles. In 1964, the MSU Bookstore began marketing these cowbells with a portion of profits returning to these student organizations.

Today many styles of cowbells are available on campus and around Starkville, with the top-of-the-line being a heavy chrome-plated model with a full Bulldog figurine handle. But experts insist the best and loudest results are produced by a classic long-handled, bicycle-grip bell made of thinner and tightly-welded shells.

Cowbells decorate offices and homes of Mississippi State alumni, and are passed down through generations of Bulldog fans. But they were not heard at Southeastern Conference games - not legally, at least - since the 1974 adoption of a conference rule against 'artificial noisemakers' at football and basketball games. On a 9-1 vote, SEC schools ruled cowbells a disruption and banned them. The ban was lifted prior to the 2010 season.

The ban did little harm to the cowbell's popularity, or to prevent cowbells from being heard outside stadiums in which the Bulldogs are playing. They are now heard at non-conference football contests, as well as other sporting events on campus.

MAROON AND WHITE

Maroon and White are the distinctive colors of Mississippi State University athletic teams, dating back over a century to the very first football game ever played by the school's student-athletes.

On November 15, 1895, the first Mississippi A&M football team was preparing for a road trip to Jackson, Tenn., to play Southern Baptist University (now called Union University) the following day. Since every college was supposed to have its own uniform colors, the A&M student body requested that the school's team select a suitable combination.

Considering this choice to be an honor, the inaugural State team gave the privilege to team captain W.M. Matthews. Accounts report that, without hesitation, Matthews chose Maroon and White.





2

KIKI EDWARDS
FR. | OF | R/R | 5-5
WOODBIDGE, VA.



3

CANDACE DENIS
SR. | P/UTL | L/R | 5-9
MALAKOFF, TEXAS



5

DESIREE LEWIS
FR. | SS | R/R | 5-6
MOCKSVILLE, N.C.



6

PAIGE COOK
FR. | 3B/UTL | R/R | 5-3
CORNELIA, GA.



7

ANNA KATE SEGARS
SO. | OF/1B | L/L | 5-9
MOULTON, ALA.



9

CELESTE SOLIZ
FR. | C/UTL | L/R | 5-4
FAIRVIEW, TEXAS



12

BRYLIE ST. CLAIR
FR. | OF | L/L | 5-5
SAND ROCK, ALA.



14

CHLOE MALAU'ULU
SO. | OF | R/R | 5-7
LONG BEACH, CALIF.



17

CARTER SPEXARTH
JR. | OF | R/R | 5-7
THE WOODLANDS, TEXAS



18

MADISYN KENNEDY
FR. | SS/3B | R/R | 5-10
MONTGOMERY, ALA.



20

AQUANA BROWNLEE
FR. | INF/OF | R/R | 5-5
HOUSTON, MISS.



22

LINDSEY WILLIAMS
SR. | INF | R/R | 5-6
MOBILE, ALA.



24

FA LEILUA
SR. | UTL | R/R | 5-9
HAWTHORNE, CALIF.



28

ASPEN WESLEY
FR. | P | R/R | 5-3
PHILADELPHIA, MISS.



29

ANNIE WILLIS
JR. | P | R/R | 5-11
HUNTSVILLE, ALA.



31

GRACE FAGAN
SO. | P | L/L | 6-0
SWEDSBORO, N.J.



32

MONTANA DAVIDSON
JR. | INF | R/R | 5-4
HILLSBOROUGH, N.C.



33

MIA DAVIDSON
JR. | C/INF | R/R | 5-5
HILLSBOROUGH, N.C.



44

JACKIE MCKENNA
SO. | C/3B | R/R | 5-5
PARKLAND, FLA.



53

KENLEY HAWK
FR. | P/OF | R/R | 5-10
PALESTINE, ARK.



58

EMILY WILLIAMS
JR. | P | R/R | 5-8
CARROLLTON, GA.



88

CHRISTIAN QUINN
SR. | OF | L/R | 5-2
HATTIESBURG, MISS.



98

ALYSSA LOZA
SR. | P | R/R | 5-6
NORTH TORRANCE, CALIF.



HC

SAMANTHA RICKETTS
HEAD COACH
FIRST SEASON (SIXTH AT MSU)



AC

TYLER BRATTON
ASSISTANT COACH
SEVENTH SEASON



AC

JOSH JOHNSON
ASSISTANT COACH
FIRST SEASON



VC

KATIYANA MAUGA
VOLUNTEER ASSISTANT COACH
FIRST SEASON



GA

NICOLE PENDLEY
GRADUATE ASSISTANT COACH
FIRST SEASON



CO

KAYLA WINKFIELD
COORDINATOR OF OPERATIONS
FIR SEASON