



# 2022 SOFTBALL

**MISSISSIPPI STATE**  
THE MAROON & WHITE  
& THE BRAND WITH  
THREE STRIPES



CHLOE  
MALAU'ULU



**ALL-NEWCOMER  
TEAM**



**ALL-DEFENSIVE  
TEAM**

PAIGE  
COOK





# ALL HAIL THE QUEEN

## **MSU COMBINED CAREER**

	HR	GP
1. MIA DAVIDSON	69	206

2. RAFAEL PALMEIRO	67	183
--------------------	----	-----

3. WILL CLARK	61	175
---------------	----	-----

4. BRUCE CASTORIA	58	202
-------------------	----	-----

5. CONNOR POWERS	54	202
------------------	----	-----

## **SEC SOFTBALL CAREER**

1. LAUREN HAEGER (UF)	71	261
-----------------------	----	-----

2. MIA DAVIDSON	69	206
-----------------	----	-----

3. ALYSSA DICARLO (UGA)	68	246
-------------------------	----	-----

4. KASEY COOPER (AUB)	67	257
-----------------------	----	-----

5. TORI VIDALES (TAMU)	65	240
------------------------	----	-----

MEGAN BUSH (UF)	65	269
-----------------	----	-----





## TABLE OF CONTENTS

## INTRODUCTION

Table of Contents	1
Media Information / Quick Facts	2
Rosters	3
Schedule	4
Alex Wilcox	5
Facilities	6-7

## PLAYERS

## RETURNERS

Aquana Brownlee	8
Paige Cook	9-10
Mia Davidson	11-13
Montana Davidson	14-15
Kiki Edwards	16
Grace Fagan	17-18
Allison Florian	19-20
Phoebe Florian	21
Kenley Hawk	22
Madisyn Kennedy	23-24
Chloe Malau'ulu	25-26
Jackie McKenna	27-28
Addison Purvis	29-30
Anna Kate Segars	31-32
Brylie St.Clair	33-34
Aspen Wesley	35-36
Annie Willis	37-38

## TRANSFERS

Matalasi Faapito	39-40
Shea Moreno	41

## FRESHMEN

Bri Bower	42
Sydney Carter	42
Saleyna Daniel	43
Riley Hull	43
Leilani Pulemau	44

## COACHING STAFF

Head Coach Samantha Ricketts	45-46
Assistant Coach Tyler Bratton	47
Assistant Coach Josh Johnson	48
Volunteer Assistant Coach DJ Sanders	49
Coordinator of Operations Jamie DeSporte	49
Graduate Assistant Alyssa Loza	50
Student Managers	50

## 2021 SEASON REVIEW

Results	51
Cumulative Stats	52
Conference Only Stats	53
Team Game-by-Game Stats	54-55
Game-by-Game Starters	56-57
Game-Winning Plays	58
Record When	59
Hitters By The Numbers	60
SEC / National Statistics	61
Final Rankings	62

## RECORD BOOK

Team Single Game Records	63-64
Team Season Batting Records	65
Team Season Fielding Records	66
Team Season Pitching Records	66
Miscellaneous Season Records	67
Individual Single Game Records	68
Individual Season Batting Records	69-70
Individual Season Fielding Records	70
Individual Season Pitching Records	71-72
Individual Career Batting Records	73-74
Individual Career Fielding Records	74
Individual Career Pitching Records	75-76
No-Hitters / Perfect Games	77
Grand Slams / Hitting Streaks	78
Class Records	79-82
Annual Leaders	83-86
Annual Summaries / Coaching History / Milestone Wins	87
Year-by-Year Team Stats	88
Annual Results	89-98
Series Overview	99-101
SEC Series Histories	102-106
Non-Conference Series Histories	107-117
Poll History	118
MSU vs. Ranked Opponents	119-121
Season Openers	122
Extra-Inning Games	123
Run-Rule Games	124-25
Postseason History	126-129
The Last Time It Happened	130
All-Americans	131-133
Awards/Honors	134-137
#StateToTheLeague	138
All-Time Roster	139
Jersey History	140

## TV / RADIO CHART

TV / Radio Chart	141
------------------	-----

## CREDITS

The 2021 Mississippi State Softball Media Guide was written and designed by Brian Ogden with assistance from Lauryl Jones.



## MEDIA INFORMATION

### PRIMARY CONTACT

The Mississippi State Communications Department is here to serve the media throughout the 2020 Bulldog softball season. Media members in need of assistance can contact Brian Ogden in the Communications office at (662) 325-8040 or by cell at (972) 977-7459.

### MSU PLAYER/COACH AVAILABILITY

Players and coaches will be made available to the media upon request. Those wishing to set up an interview must contact Brian Ogden via phone or e-mail. On gameday, players and coaches are only available postgame.

For post-practice interviews, media members should contact Brian Ogden no later than 10 p.m. the night before. In most cases, players will be available for a brief time before and after practices which are typically scheduled for 2:30-5:30 p.m. each weekday. A weekly schedule is available in each set of game notes.

Telephone interviews can also be scheduled with players on a call-back basis during the week with arrangements made through Brian Ogden.

Media members are NOT permitted to contact student-athletes on their own at any time. This includes phone, Email, text or through social media platforms. Student-athletes' contact information will not be given out.

### POSTGAME INTERVIEWS

Requested MSU players, along with head coach Samantha Ricketts, will be available for interviews approximately 10 minutes after all games near the team's indoor facility along the left-field line.

The Mississippi State locker room and field dugouts are off-limits to the media.

### BRIAN OGDEN

#### Softball / Secondary Football

Office	(662) 325-8040
Email	B0gden@athletics.msstate.edu
Twitter	@brianogden

### PHOTOGRAPHERS / VIDEOGRAPHERS

Photographers and videographers are permitted to shoot around Nusz Park in approved areas. Those wishing to shoot a game must contact Brian Ogden the day before the game to be granted access.

### PRESS BOX SERVICES

A complete NCAA box score and pertinent game facts are available to members of the working media following the conclusion of each game. Media members also have access to game notes, statistics, lineups and rosters prior to the start of each game upon request. A pregame meal is also served in the press box approximately one hour prior to each game.

The press box is divided into four separate work areas, with each equipped with hi-speed internet and telephone access. It is also set up to accommodate television and team video personnel.

### RADIO BROADCASTS

The Nusz Park press box houses radio lines to support home and visitor radio broadcasts. For more information on the phone lines, please contact Brian Ogden in the Communications office.

### SOCIAL MEDIA

Breaking news, game updates and behind-the-scenes moments can be found on Mississippi State softball's various social media platforms by following @HailStateSB on Twitter and Instagram.

## QUICK FACTS

### UNIVERSITY

Location	Starkville, Miss. (Pop. 25,543)
Founded	1878
Enrollment	23,086
Nickname	Bulldogs
Colors	Maroon and White
Mascot	Bully
Shortened	MSU or State
Conference	Southeastern
President	Dr. Mark Keenum
Athletic Director	John Cohen
Sr. Associate AD/SWA	Ann Carr
Faculty Representative	Brent J. Fountain

### NUSZ PARK

Opened	1997
Renovated	2016
Capacity	1,265
Dimensions	L-200, C-220, R-200
All-Time Home Record	483-243 (.665)

### COACHING STAFF

Head Coach	Samantha Ricketts
Alma Mater	Oklahoma, 2005
MSU Record	60-28 (Third Year, Eighth at MSU)
MSU SEC Record	8-15 (Third Year)
Career Record	60-28 (Third Year)
Career SEC Record	8-15 (Third Year)
Assistant Coach	Tyler Bratton (Ninth Year)
Assistant Coach	Josh Johnson (Third Year)
Volunteer Assistant Coach	DJ Sanders (First Year)
Graduate Assistant	Alyssa Loza (First Year)
Director of Operations	Jamie Desporte
Certified Athletic Trainer	Macy Simoneaux
Strength and Conditioning Coach	Marci Hoppa
Athletic Academics Counselor	Lindsey Race
Sport Administrator	Mike Richey

### TEAM INFORMATION

2021 Record	35-25
2021 SEC Record / Finish	8-15 / 9th
Letterwinners Returning / Lost	17 / 7
Position Starters Returning / Lost	6 / 3
Pitchers Returning / Lost	5 / 3
Newcomers	7

### PROGRAM HISTORY

Program Years	1982-86, 1997-present
Overall Record (30 seasons)	924-705 (.567)
Overall SEC Record (24 seasons*)	265-381 (.410)
SEC Tournament Appearances	19 (1998, 1999, 2000, 2001, 2002, 2003, 2004, 2005, 2007, 2008, 2011, 2012, 2014, 2015, 2016, 2017, 2018, 2019, 2021)
SEC Tournament Record	14-27 (.341)
NCAA Tournament Appearances	16 (2000, 2002, 2003, 2004, 2005, 2007, 2008, 2009, 2012, 2013, 2014, 2015, 2017, 2018, 2019, 2021)
NCAA Tournament Record	18-32 (.360)
NFCA All-American Selections	15
Easton All-American Selections	7
NFCA All-Region Selections	44
All-SEC Selections	33
Freshman All-SEC / All-Newcomer Selections	15
SEC All-Defense Selections	2
NFCA All-America Scholar-Athletes	134
CoSIDA Academic All-American Selections	10

\*did not play SEC games in shortened 2020 season

## ATHLETICS COMMUNICATIONS STAFF



**BRIAN OGDEN**  
Softball/Secondary FB



**LAURYN JONES**  
Secondary Softball Student



**GRAY MOGENSEN**  
Secondary Softball Student



**BRANDON LANGLOIS**  
Primary Football



**MATT DUNAWAY**  
Men's Basketball



**ANNA CLAIRE THOMAS**  
Baseball



**KELLY SHIPP**  
Women's Basketball



**OLIVIA HOOTEN**  
Volleyball / Women's Tennis



**LOGAN LOWERY**  
Men's Tennis



**JEN SMITH**  
Soccer/Track and Field



**COOPER DARAS**  
Student Assistant (WT)



**JOSIE HUTTON**  
Student Assistant (MG)



**LANCE PARDUE**  
Student Assistant (WG)



**JOEL COLEMAN**  
Senior Writer



## 2022 BULLDOG ROSTER

## NUMERICAL

#	NAME	POS.	B/T	HT.	YR.	EXP.	HOMETOWN / HS / PREVIOUS SCHOOL
00	Addison Purvis	UTL	L/R	5-4	So.	1L	Sullivan, Mo. / Sullivan HS
2	Kiki Edwards	OF	R/R	5-7	Jr.	2L	Woodbridge, Va. / Osbourn Park HS
3	Leilani Pulemau	INF	R/R	5-7	Fr.	HS	Gardena, Calif. / Carson HS
4	Riley Hull	C/INF	L/R	5-5	Fr.	HS	Somerset, Ky. / Pulaski County HS
5	Sydney Carter	INF	R/R	5-10	Fr.	HS	Marietta, Ga. / Lassiter HS
6	Paige Cook	INF	R/R	5-3	Jr.	2L	Cornelia, Ga. / Habersham Central HS
7	Anna Kate Segars	OF	L/L	5-9	Sr.	3L	Moulton, Ala. / East Lawrence HS
12	Brylie St. Clair	OF	L/L	5-5	Jr.	2L	Sand Rock, Ala. / Sand Rock HS
14	Chloe Malau'ulu	OF	R/R	5-7	Sr.	3L	Long Beach, Calif. / St. Anthony HS
18	Madisyn Kennedy	INF	R/R	5-10	Jr.	2L	Montgomery, Ala. / Macon East Academy
20	Aquana Brownlee	INF	R/R	5-8	Jr.	2L	Houston, Miss. / Houston HS
21	Phoebe Florian	UTL	L/R	5-7	R-So.	RS	Kannapolis, N.C. / Ardrey Kell HS / Auburn
22	Bri Bower	P	R/R	5-9	Fr.	HS	Lake In The Hills, Ill. / Huntley HS
25	Saleyna Daniel	OF	R/R	5-7	Fr.	HS	Houston, Texas / Stratford HS
28	Aspen Wesley	P	R/R	5-3	Jr.	2L	Philadelphia, Miss. / Neshoba Central HS
29	Annie Willis	P	R/R	5-11	Gr.	1L	Huntsville, Ala. / Westminster Christian / Troy
31	Grace Fagan	P	L/L	6-0	Sr.	3L	Swedesboro, N.J. / Kingsway Regional HS
32	Montana Davidson	INF	R/R	5-4	Sr.	4L	Hillsborough, N.C. / Orange HS
33	Mia Davidson	C/INF	R/R	5-5	Gr.	4L	Hillsborough, N.C. / Orange HS
34	Matalasi Faapito	P/INF	R/R	5-11	Jr.	TR	Termecula, Calif / Great Oak HS / New Mexico State
42	Shea Moreno	INF	R/R	5-9	Jr.	JC	Sacramento, Calif / Seminole State JC
44	Jackie McKenna	C/UTL	R/R	5-5	Sr.	3L	Parkland, Fla. / Marjory Stoneman Douglas
53	Kenley Hawk	P	R/R	5-10	Jr.	2L	Palestine, Ark. / Palestine-Wheatley HS
99	Allison Florian	OF	R/R	5-7	Gr.	1L	Kannapolis, N.C. / Northwest Cabarrus HS / Duke

## COACHING STAFF

Head Coach: Samantha Ricketts, Third season  
 Assistant Coach: Tyler Bratton, Ninth season  
 Assistant Coach: Josh Johnson, Third season  
 Director of Operations: Jamie Desporte, First season

## PRONUNCIATION GUIDE

Mia Davidson mee-uh  
 Saleyna Daniel suh-lean-uh  
 Matalasi Faapito mah-ta-la-si fah-AH-pee-toh  
 Chloe Malau'ulu mahl-uh-00-loo  
 Leilani Pulemau lay-lawn-ee pool-lei-m-ow

## ALPHABETICAL

#	NAME	POS.	YR.
22	Bri Bower	P	Fr.
20	Aquana Brownlee	INF	Jr.
5	Sydney Carter	INF	Fr.
6	Paige Cook	INF	Jr.
25	Saleyna Daniel	OF	Fr.
33	Mia Davidson	C/INF	Gr.
32	Montana Davidson	INF	Gr.
2	Kiki Edwards	OF	Jr.
34	Matalasi Faapito	P/INF	Jr.
31	Grace Fagan	P	Sr.
99	Allison Florian	OF	Gr.
21	Phoebe Florian	UTL	R-So.
53	Kenley Hawk	P	Jr.
4	Riley Hull	C/INF	Fr.
18	Madisyn Kennedy	INF	Jr.
14	Chloe Malau'ulu	OF	Sr.
44	Jackie McKenna	C/UTL	Sr.
42	Shea Moreno	INF	Jr.
3	Leilani Pulemau	INF	Fr.
00	Addison Purvis	UTL	Fr.
7	Anna Kate Segars	OF	Sr.
12	Brylie St. Clair	OF	Jr.
28	Aspen Wesley	P	Jr.
29	Annie Willis	P	Sr.

All student-athletes on the 2020 roster received an extra year of eligibility following the COVID-19 pandemic

## ROSTER BREAKDOWN

## BY HOME STATE

## ALABAMA | 4

Madisyn Kennedy, Anna Kate Segars,  
Brylie St. Clair, Annie Willis

## CALIFORNIA | 4

Matalasi Faapito, Chloe Malau'ulu, Shea Moreno,  
Leilani Pulemau

## NORTH CAROLINA | 4

Mia Davidson, Montana Davidson, Allison Florian,  
Phoebe Florian

## MISSISSIPPI | 2

Aquana Brownlee, Aspen Wesley

## GEORGIA | 2

Sydney Carter, Paige Cook

## ARKANSAS | 1

Kenley Hawk

## FLORIDA | 1

Jackie McKenna

## ILLINOIS | 1

Bri Bower

## KENTUCKY | 1

Riley Hull

## MISSOURI | 1

Addison Purvis

## NEW JERSEY | 1

Grace Fagan

## TEXAS | 1

Saleyna Daniel

## VIRGINIA | 1

Kiki Edwards

## BY CLASS

## GRADUATES | 4

Mia Davidson, Montana Davidson, Allison Florian,  
Annie Willis

## SENIORS | 4

Grace Fagan, Chloe Malau'ulu, Jackie McKenna,  
Anna Kate Segars

## JUNIORS | 9

Aquana Brownlee, Paige Cook, Kiki Edwards,  
Matalasi Faapito, Kenley Hawk,  
Madisyn Kennedy, Shea Moreno, Brylie St. Clair,  
Aspen Wesley

## REDSHIRT SOPHOMORES | 1

Phoebe Florian

## SOPHOMORES | 1

Addison Purvis

## FRESHMEN | 5

Bri Bower, Sydney Carter, Saleyna Daniel,  
Riley Hull, Leilani Pulemau

## NEWCOMERS (7)

Bri Bower, Sydney Carter, Saleyna Daniel,  
Matalasi Faapito, Riley Hull, Shea Moreno,  
Leilani Pulemau

## RETURNERS (17)

Aquana Brownlee, Paige Cook, Mia Davidson,  
Montana Davidson, Kiki Edwards, Grace Fagan,  
Allison Florian, Phoebe Florian, Kenley Hawk,  
Madisyn Kennedy, Chloe Malau'ulu,  
Jackie McKenna, Addison Purvis,  
Anna Kate Segars, Brylie St. Clair, Aspen Wesley,  
Annie Willis

## RETURNING STAT LEADERS

HITTERS						GP-GS	AVG	H	HR	RBI	SB
33	Mia Davidson	C/INF	R/R	5-5	Gr.	60-60	.311	55	17	42	1
14	Chloe Malau'ulu	OF	R/R	5-7	Sr.	60-60	.291	55	2	19	9
6	Paige Cook	INF	R/R	5-3	Jr.	60-60	.265	45	3	19	3
32	Montana Davidson	INF	R/R	5-4	Gr.	58-57	.252	40	3	21	4
12	Brylie St. Clair	OF	L/L	5-5	Jr.	50-20	.211	12	0	4	3
18	Madisyn Kennedy	INF	R/R	5-10	Jr.	52-50	.206	27	6	24	0
44	Jackie McKenna	C/OF	R/R	5-5	Sr.	47-41	.202	23	4	17	0
7	Anna Kate Segars	OF	L/L	5-9	Sr.	25-24	.254	17	3	14	3

PITCHERS					APP-GS	IP	W-L	S	ERA	BB	SO
29	Annie Willis	R/R	5-11	Gr.	32-22	141.1	17-10	0	2.92	46	151
28	Aspen Welsey	R/R	5-3	Jr.	22-9	46.0	5-4	0	3.20	21	47
31	Grace Fagan	L/L	6-0	Sr.	15-4	31.1	2-1	0	3.35	23	34

## RETURNING PRODUCTION

STATISTIC	2021 TOTAL	RETURNING	LOST	%RETURN
Runs	298	218	80	73.2%
Hits	427	288	39	67.4%
At Bats	1563	1128	435	72.2%
Doubles	69	51	18	73.9%
Triples	6	6	0	100.0%
Home Runs	70	38	32	54.3%
Runs Batted In	270	169	101	62.6%
Walks	189	119	70	63.0%
Stolen Bases	35	26	9	74.3%
Wins	35	25	10	71.4%
Saves	6	0	6	0.0%
Innings Pitched	388.2	229.0	159.2	58.9%
Strikeouts (Pitching)	417	244	173	58.5%



## INTRODUCTION

### 2022 SCHEDULE

DATE	DAY	OPPONENT	TIME	LOCATION	TV
Feb. 11	Friday	Loyola Marymount <sup>1</sup>	3 p.m.	Irvine, Calif.	FloSports
		Oklahoma <sup>1</sup>	8:30 p.m.	Irvine, Calif.	FloSports
Feb. 12	Saturday	UCLA <sup>1</sup>	3 p.m.	Irvine, Calif.	FloSports
Feb. 13	Sunday	at Loyola Marymount	11 a.m.	Los Angeles, Calif.	
<b>Feb. 16</b>	<b>Wednesday</b>	<b>Alabama State</b>	<b>1 p.m.</b>	<b>Starkville</b>	<b>SEC Network+</b>
		<b>Alabama State</b>	<b>3 p.m.</b>	<b>Starkville</b>	<b>SEC Network+</b>
<b>Feb. 18</b>	<b>Friday</b>	<b>Southern Illinois <sup>2</sup></b>	<b>3 p.m.</b>	<b>Starkville</b>	
		<b>Central Arkansas <sup>2</sup></b>	<b>5:30 p.m.</b>	<b>Starkville</b>	
<b>Feb. 19</b>	<b>Saturday</b>	<b>Georgia Tech</b>	<b>12:30 p.m.</b>	<b>Starkville</b>	<b>SEC Network+</b>
		<b>Central Arkansas <sup>2</sup></b>	<b>3 p.m.</b>	<b>Starkville</b>	<b>SEC Network+</b>
<b>Feb. 20</b>	<b>Sunday</b>	<b>Georgia Tech <sup>2</sup></b>	<b>11 a.m.</b>	<b>Starkville</b>	<b>SEC Network+</b>
Feb. 23	Wednesday	at UT Martin	5:30 p.m.	Lexington, Tenn.	
<b>Feb. 25</b>	<b>Friday</b>	<b>Longwood <sup>3</sup></b>	<b>3 p.m.</b>	<b>Starkville</b>	<b>SEC Network+</b>
		<b>Belmont <sup>3</sup></b>	<b>5:30 p.m.</b>	<b>Starkville</b>	<b>SEC Network+</b>
<b>Feb. 26</b>	<b>Saturday</b>	<b>Belmont <sup>3</sup></b>	<b>3 p.m.</b>	<b>Starkville</b>	
		<b>South Alabama <sup>3</sup></b>	<b>5:30 p.m.</b>	<b>Starkville</b>	
<b>Feb. 27</b>	<b>Sunday</b>	<b>South Alabama <sup>3</sup></b>	<b>1 p.m.</b>	<b>Starkville</b>	
<b>Mar. 2</b>	<b>Wednesday</b>	<b>Mississippi Valley State</b>	<b>6 p.m.</b>	<b>Starkville</b>	
<b>Mar. 4</b>	<b>Friday</b>	<b>Furman <sup>4</sup></b>	<b>3 p.m.</b>	<b>Starkville</b>	<b>SEC Network+</b>
		<b>Alcorn State <sup>4</sup></b>	<b>5:30 p.m.</b>	<b>Starkville</b>	<b>SEC Network+</b>
<b>Mar. 5</b>	<b>Saturday</b>	<b>Jacksonville State <sup>4</sup></b>	<b>3 p.m.</b>	<b>Starkville</b>	<b>SEC Network+</b>
		<b>Furman <sup>4</sup></b>	<b>5:30 p.m.</b>	<b>Starkville</b>	<b>SEC Network+</b>
<b>Mar. 6</b>	<b>Sunday</b>	<b>Alcorn State <sup>4</sup></b>	<b>12:30 p.m.</b>	<b>Starkville</b>	<b>SEC Network+</b>
<b>Mar. 9</b>	<b>Wednesday</b>	<b>North Alabama</b>	<b>6 p.m.</b>	<b>Starkville</b>	<b>SEC Network+</b>
Mar. 12	Saturday	at Florida*	11 a.m.	Gainesville, Fla.	SEC Network
Mar. 13	Sunday	at Florida*	3 p.m.	Gainesville, Fla.	SEC Network
Mar. 14	Monday	at Florida*	6 p.m.	Gainesville, Fla.	SEC Network
<b>Mar. 18</b>	<b>Friday</b>	<b>Ole Miss*</b>	<b>6 p.m.</b>	<b>Starkville</b>	<b>SEC Network+</b>
<b>Mar. 19</b>	<b>Saturday</b>	<b>Ole Miss*</b>	<b>4:30 p.m.</b>	<b>Starkville</b>	<b>SEC Network</b>
<b>Mar. 20</b>	<b>Sunday</b>	<b>Ole Miss*</b>	<b>12 p.m.</b>	<b>Starkville</b>	<b>SEC Network+</b>
Mar. 23	Wednesday	at Memphis	6 p.m.	Memphis, Tenn.	ESPN+
<b>Mar. 26</b>	<b>Saturday</b>	<b>Samford</b>	<b>1 p.m.</b>	<b>Starkville</b>	<b>SEC Network+</b>
		<b>Samford</b>	<b>3:30 p.m.</b>	<b>Starkville</b>	<b>SEC Network+</b>
Mar. 30	Wednesday	at Middle Tennessee	6 p.m.	Murfreesboro, Tenn.	CUSA.tv
Apr. 1	Friday	at Tennessee*	5 p.m.	Knoxville, Tenn.	SEC Network+
Apr. 2	Saturday	at Tennessee*	1 p.m.	Knoxville, Tenn.	SEC Network+
Apr. 3	Sunday	at Tennessee*	11 a.m.	Knoxville, Tenn.	SEC Network
Apr. 6	Wednesday	at Southern Miss	6 p.m.	Hattiesburg, Miss.	CUSA.tv
<b>Apr. 8</b>	<b>Friday</b>	<b>Missouri*</b>	<b>6 p.m.</b>	<b>Starkville</b>	<b>SEC Network+</b>
<b>Apr. 9</b>	<b>Saturday</b>	<b>Missouri*</b>	<b>2 p.m.</b>	<b>Starkville</b>	<b>SEC Network+</b>
<b>Apr. 10</b>	<b>Sunday</b>	<b>Missouri*</b>	<b>12 p.m.</b>	<b>Starkville</b>	<b>SEC Network+</b>
Apr. 14	Thursday	at Alabama*	5 p.m.	Tuscaloosa, Ala.	SEC Network
Apr. 15	Friday	at Alabama*	1 p.m.	Tuscaloosa, Ala.	SEC Network+
Apr. 16	Saturday	at Alabama*	1 p.m.	Tuscaloosa, Ala.	ESPNU
<b>Apr. 19</b>	<b>Tuesday</b>	<b>Louisiana Monroe</b>	<b>5 p.m.</b>	<b>Starkville</b>	<b>SEC Network+</b>
<b>Apr. 22</b>	<b>Friday</b>	<b>Auburn*</b>	<b>5:30 p.m.</b>	<b>Starkville</b>	<b>SEC Network</b>
<b>Apr. 23</b>	<b>Saturday</b>	<b>Auburn*</b>	<b>4 p.m.</b>	<b>Starkville</b>	<b>SEC Network</b>
<b>Apr. 24</b>	<b>Sunday</b>	<b>Auburn*</b>	<b>12 p.m.</b>	<b>Starkville</b>	<b>SEC Network+</b>
<b>Apr. 27</b>	<b>Wednesday</b>	<b>Southern Miss</b>	<b>6 p.m.</b>	<b>Starkville</b>	<b>SEC Network+</b>
Apr. 29	Friday	at Kentucky*	5 p.m.	Lexington, Ky.	SEC Network+
Apr. 30	Saturday	at Kentucky*	2 p.m.	Lexington, Ky.	SEC Network
May 1	Sunday	at Kentucky*	12 p.m.	Lexington, Ky.	SEC Network+
<b>May 6</b>	<b>Friday</b>	<b>LSU</b>	<b>6 p.m.</b>	<b>Starkville</b>	<b>SEC Network+</b>
<b>May 7</b>	<b>Saturday</b>	<b>LSU</b>	<b>2 p.m.</b>	<b>Starkville</b>	<b>SEC Network+</b>
<b>May 8</b>	<b>Sunday</b>	<b>LSU</b>	<b>12 p.m.</b>	<b>Starkville</b>	<b>SEC Network+</b>
May 10-14	Tue.-Sat.	SEC Tournament	TBA	Gainesville, Fla.	SEC Network
May 20-22	Fri.-Sun.	NCAA Regional	TBA	Campus Sites	ESPN Networks
May 26-29	Thur.-Sun.	NCAA Super Regional	TBA	Campus Sites	ESPN Networks
June 2-8	Thur.-Wed.	Women's College World Series	TBA	Oklahoma City, Okla.	ESPN Networks

All times CT

\*Southeastern Conference Game

**Bold** indicates home games

<sup>1</sup> Mark Campbell Invitational

<sup>2</sup> Bulldog Kickoff Classic

<sup>3</sup> The Snowman (Alex Wilcox Memorial)

<sup>4</sup> Bulldog Invitational





### NO ONE FIGHTS ALONE

After inspiring the Starkville and softball community with her courageous battle with ovarian cancer, Mississippi State softball honored Alex Wilcox by retiring her jersey on September 15, 2018.

Dubbed the "Snowman" by her teammates and family, Wilcox's jersey was retired in a special halftime ceremony during Mississippi State football's contest versus Louisiana. Wilcox was the first female student-athlete in Mississippi State history to have her jersey retired.

"Alex epitomized what it meant to be a Mississippi State student-athlete," said Director of Athletics John Cohen. "Her courage, smile and positive commitment to life in the face of adversity touched the lives of so many. Alex's legacy will live on forever at Mississippi State as we retire her jersey and dedicate an award in her honor. Generations to come will know her inspirational story, what she stood for and that indeed 'no one fights alone.'"

The jersey retirement ceremony was accompanied with an on-campus celebration of Wilcox's life as teammates, family members and supporters shared their memories of the warrior they were honored to know.

Diagnosed with ovarian cancer in 2015, Wilcox defied the odds and continued to play softball throughout her treatments and helped lead Brantley (Ala.) High School to a pair of state championships. Wilcox, a Top 50 recruit in the class of 2017, committed to the Bulldogs during her junior season in high school.

Over her freshman campaign, Wilcox continued to battle cancer while continuing to pursue her dreams of playing collegiate softball. She sparked during the fall, displaying her ability at the plate with home run power.

Despite being in the midst of chemotherapy treatments, Wilcox appeared in eight contests with three starts over her freshman season. She recorded three hits in her 15 at bats, including her first collegiate hit against UMass Lowell in March 2018. Balancing a full academic course load, Wilcox was named to the SEC First-Year Honor Roll in the spring of 2018.

Mississippi State softball rallied around Wilcox throughout the 2018 season with its "No One Fights Alone" campaign as the program wore teal uniforms during midweek contests to spread awareness for ovarian cancer and Wilcox's fight. Wilcox's constant positivity and determination throughout her battle drew support and praise from legends in the softball community

like Olympians Michele Smith and Jessica Mendoza.

The campaign sparked fired as teams across the Southeastern Conference and the country rallied around Wilcox by wearing teal and sending messages of love and support. For their selfless efforts to support the cause, all 13 SEC softball programs were awarded the conference's Sportsmanship Award in June 2018.

Wilcox passed away in her hometown on Brantley, Alabama, on June. 25. She was 18.

### #428WALLSITCHALLENGE

Following Wilcox's death, the Bulldogs created the viral #428WallSitChallenge, asking fans and supporters around the nation to hold a wall sit for four minutes and 28 seconds in memory of Wilcox, who once held a wall sit for that amount of time during a practice following a morning of cancer treatment.

More than 230 collegiate softball programs participated in 2018, including all 13 SEC softball programs, along with 42 high school, club and professional softball teams and additional MSU athletic programs. The challenge spread to 42 states and Japan and included notable participants such as ESPN's Holly Rowe and U.S. National Team pitcher Keilani Ricketts.

In 2020, the challenge moved to its new annual date of April 28, to remember the significance of 4:28. The challenge was entirely virtual during the COVID-19 pandemic, but again spread across the nation. Participants posted clips from 39 different states and the campaign reached 4.1 million people in the span of a week.

### ALL FOR ALEX WEEKEND

The SEC softball community unites annually on "All for Alex" Weekend when all 13 teams participate in a campaign to honor Wilcox's legacy.

Each school wears teal or teal accents on the same weekend, typically on a Saturday, during the conference season as the entire league recognizes Wilcox's impact on the softball community nationwide and in the fight against ovarian cancer. The event first took place on March 20, 2021.

The campaign is a joint effort of LSU head coach Beth Torina and MSU head coach Samantha Ricketts and was approved at the SEC coaches' meetings in the fall of 2019 before being put on hold when the 2020 season was canceled.





NUSZ PARK



THE HOME OF MSU SOFTBALL

Located on the north side of the Mississippi State University campus since 1997, Nusz Park, formerly known as the MSU Softball Field, sits in the heart of Mississippi State's physical plant.

The opening game at the MSU Softball Field came on Feb. 26, 1997, with the Bulldogs sweeping Samford in a doubleheader with back-to-back 4-0 scores. The opener was witnessed by over 300 brave fans that endured inclement weather.

Mississippi State holds a 483-243 (.665) overall record at the site and won a school-record 24 games in the friendly confines of Nusz Park over both the 2017 and 2018 seasons.

Nusz Park, a \$6 million project, includes 1,000 maroon chairback seats, in addition to an expanded concourse that includes new restrooms and concession stands. There is also abundant standing room space around the grandstand and outfield. The outfield portion draws comparisons to Dudy Noble Field's world-famous Left Field Lounge. Also beyond the outfield wall, a state-of-the-art Daktronics video, the first video board in MSU Softball history, was installed.

It was announced on Jan. 22, 2016, that the facility would carry the name of alumni couple Tommy and Terri Nusz of Houston, Texas, and be known as Nusz Park. The Nusz' lead gift for the softball facility was part of a significant contribution from them for Infinite Impact: The Mississippi State University Campaign. The campaign gift continues their longtime support of the land-grant institution and will benefit athletics, academics and other areas of MSU.



TOP 15 CROWDS

	ATT.	DATE	OPPONENT	RESULT
1.	1,612	April 16, 2016	LSU	L, 2-5 (12 inn.)
2.	1,577	April 12, 2014	Alabama	W, 4-2
3.	1,562	April 21, 2018	Florida	L, 2-6
4.	1,553	April 12, 2013	Ole Miss	W, 5-1
5.	1,547	April 25, 1998	Ole Miss	W, 11-0 (5 inn.); W, 4-3
6.	1,520	April 19, 1997	Alabama	L, 2-5; W, 2-1
7.	1,474	April 2, 2016	Ole Miss	L, 3-4
8.	1,413	April 8, 2017	South Carolina	W, 6-4
9.	1,362	April 18, 2015	Tennessee	L, 3-5
10.	1,292	April 3, 2016	Ole Miss	W, 1-0 (8 inn.)
11.	1,162	April 17, 2016	LSU	L, 1-12 (5)
12.	1,089	April 19, 2015	Tennessee	L, 8-16 (6 inn.)
13.	1,056	March 18, 2017	Alabama	W, 1-0
14.	1,052	May 6, 2018	Tennessee	L, 3-6
15.	1,017	April 15, 2000	Kentucky	W, 6-2; W, 7-3

In addition, the new press box was constructed to the specifications of ESPN and the SEC Network. The structure contains separate booths for both home and visiting radio crews, TV crews and working media.

The playing surfaces across MSU athletics have always been regarded as some of the top surfaces in the country, with the field at Nusz Park being no different.

It features Mississippi Pride grass – developed by researchers on the campus. The dimensions of the MSU Softball Field remain intact, stretching 200 feet down the lines and 220 feet to center field. The upgrades included new and updated bullpens, as well as a turf foul area marked by the Mississippi State logo and the school's trademark phrase, "Hail State."

MSU and visiting players and coaches enjoy brand-new, larger dugouts and new locker rooms. In addition, a new training room is present to help keep players in shape to perform at the highest level.

The Bulldogs' first action in the new digs came against Georgia Southern, a 6-0 victory on Feb. 11, 2016. MSU opened play at Nusz Park with six-straight victories, including a sweep of the Bulldog Kickoff. State captured its first SEC win at Nusz with a 6-3 win against eventual WCWS finalists and third-ranked Auburn on March 19.

Nusz Park was on national display, as it hosted the 2016 Southeastern Conference Softball Tournament over May 11-14, 2016. The four-day event hosted 12 teams and a total of 11 games and drew praise from coaches across the league to ESPN and SEC Network officials.

"This is an awesome venue. We have been here a couple of days now. We had not been to the new stadium yet, so to be able to see the stadium, first and foremost, really shows a commitment to the sport of softball," Kentucky softball head coach Rachel Lawson said. "But then to see all the hard work



## NUSZ PARK



that went into throwing the SEC Tournament was awesome, right down to the smallest detail. They have been tremendous, the city of Starkville and the surrounding areas have been tremendous.”

Overall, the Bulldogs are 124-46 (.729) at home since the re-opening of Nusz Park in 2016.

Over the 2018 season, Mississippi State posted a 24-10 record at Nusz Park, tying the program record for most home wins over a single season. The Bulldogs earned three victories over ranked opponents at Nusz Park over the 2018 campaign, which included topping No. 7 Georgia, 5-4, on March 24, No. 10 Texas A&M, 4-3, on April 7 and No. 7 Tennessee, 10-3, on May 5. It was MSU's first home victory over the Lady Volunteers since 2010.

Hosting No. 5 Florida over Super Bulldog Weekend, MSU turned in its third-largest crowd in the facility as 1,562 fans packed the grandstand on April 21.

The Bulldogs' new home will open its seventh season in the spring of 2022.

### NUSZ PARK RECORDS

AT BATS			DATE	OPPONENT
Team	47	by LSU	Mar. 8, 2013	Mississippi St.
Individual	7	Olivia Golden (Mississippi St.)	May 7, 2017	Kentucky

RUNS			DATE	OPPONENT
Team	30	by Louisiana Tech	Feb. 6, 2004	Jackson State
Individual	5	Angela Toures (Bradley)	Feb. 6, 2004	Jackson State

HITS			DATE	OPPONENT
Team	23	by Louisiana Tech	Feb. 6, 2004	Jackson State
Individual	5	Brittany Mynsberge (Bradley)	Feb. 6, 2004	Jackson State

RUNS BATTED IN			DATE	OPPONENT
Team	23	by Bradley	Feb. 6, 2004	Jackson State
Individual	7	Brittany Mynsberge (Bradley)	Feb. 6, 2004	Jackson State

DOUBLES		DATE	OPPONENT	
Team	8	by LSU	Apr. 4, 1998	Mississippi St.
Individual	3 (2x)	last by Whitney Cloer (Arkansas)	Mar. 17, 2009	Mississippi St.

TRIPLES			DATE	OPPONENT
Team	6	by Mississippi St.	Feb. 20, 2004	Alabama A&M
Individual	2 (7x)	last by Ashley Phillips (Mississippi St.)	Mar. 3, 2012	Columbia

HOME RUNS			DATE	OPPONENT
Team	4 (3x)	last by Mississippi St.	Apr. 20, 2021	Jackson State
Individual	2 (15x)	last by Makinzy Herzog (Texas A&M)	Apr. 25, 2021	Mississippi St.

WALKS (BATTING)			DATE	OPPONENT
Team	11 (4x)	last by Mississippi St.	May 7, 2017	Kentucky
Individual	4	Katie Cooley (Mississippi St.)	Mar. 30, 2005	LSU

STRIKEOUTS (BATTING)			DATE	OPPONENT
Team	22	by Mississippi St.	Mar. 8, 2013	LSU

STRIKEOUTS (PITCHING)			DATE	OPPONENT
Individual	22	Rachele Fico (LSU)	Mar. 8, 2013	Mississippi St.

LONGEST REGULATION GAME		DATE	OPPONENT
4 hours, 32 minutes	Mississippi St.	Mar. 18, 2016	Auburn







## AQUANA BROWNLEE

INFILDER | R/R | 5-8 | JUNIOR | HOUSTON, MISS. | HOUSTON HS

# 20

### 2021 | SOPHOMORE

Played in 19 games, making one start ... started the season opener at shortstop ... batted .286 (2-for-7) on the year ... was 2-for-2 on stolen base attempts ... went 1-for-2 against **Miami (Ohio) (2/13)** with a bunt single ... drove in a run and stole two bases ... missed the next 17 games due to injury ... returned to the field as pinch runner at **Alabama State (3/9)** and scored a run ... also pinch ran and scored against **Memphis (3/10)** ... pinch ran twice against **No. 5/5 Florida (3/19-20)** ... returned to the plate with a pinch hitting appearance at **Southern Miss (3/31)** ... scored as a pinch runner at **North Alabama (4/3)** ... pinch hit and remained in the ballgame at second base against **Central Arkansas (4/7)** ... pinch ran and scored at **Samford (4/13)** ... pinch hit and remained in the game at second base in the second game of the doubleheader with **Jackson State (4/20)** ... ran down a deep pop up near the right-field foul line against the Tigers ... played the final inning of the win against **Texas A&M (4/24)** at second base ... pinch ran, scored and played the seventh inning at second base at **South Carolina (4/30)** ... pinch ran and remained in the game at second base vs. **Boston University (5/21)** in the NCAA Tournament ... came on as a defensive replacement at second base vs. **Campbell (5/22)** and singled in her one at-bat ... also played the final inning at second base at **No. 7/5 Oklahoma State (5/23)**.

### 2020 | FRESHMAN

Played in 15 games, making seven starts at second base ... scored six runs ... scored a run and drove in a pair vs. **UC Riverside (2/21)** for her first career multi-RBI game ... drove in two runs with a pinch-hit double against **MVSU (3/7)** ... also scored twice in that game ... stole a base in the win at **Southern Miss (3/11)**.

### HIGH SCHOOL

Led Houston High School to the 2018 Mississippi 3A State Championship ... captain of the Hilltopper squad ... named The Daily Journal's Player of the Year ... named Division 4-3A Most Valuable Player twice ... earned Offensive Player of the Year honors ... also named DJ Preps Player of the Year two times ... named Houston High School's Most Valuable Player ... named The Clarion Ledger's Player of the Year ... stole 45 bases and batted .598 ... stole 24 bases her sophomore season ... earned Division 4-4A Most Valuable Player and Offensive Player of the Year honors her sophomore season ... played travel ball with Alabama Sparks Elite ... also competed in track and field and broke her school's record in the long jump.

### COMMUNITY SERVICE / ACADEMICS

Earned a spot on the 2020 SEC First-Year Honor Roll.

### PERSONAL

Born Aquana Q Brownlee on June 5, 2001, to A.Q. and Michelle Brownlee ... father played football at Murray State ... has three brothers, Antonio Payne, Elijah Brownlee and Chris Patrick, and a sister, Kat Payne ... cousin of former MSU football player and Kansas City Chiefs defensive lineman Chris Jones (2013-15) ... cousin of former MSU softball player Brittany Gates (2009-12) ... majoring in biological sciences ... Twitter handle is @QxanaaaB.

### CAREER HIGHS

At Bats	3	2x, last vs. Louisville (2/8/20)
Hits	2	vs. NC State (2/9/20)
Runs Scored	2	3x, last vs. Miss. Valley St. (3/7/20)
Runs Batted In	2	2x, last vs. Miss. Valley St. (3/7/20)
Doubles	1	vs. Miss. Valley St. (3/7/20)
Walks	1	vs. Liberty (2/8/20)
Stolen Bases	2	Miami (Ohio) (2/13/21)
Putouts	4	vs. North Alabama (2/14/20)
Assists	2	vs. North Alabama (2/14/20)
Hitting Streak	2 gm	(3/7/20 vs. Miss. Valley St. to 2/13/21 vs. Miami [Ohio])

### HONORS / AWARDS

2020 SEC First-Year Honor Roll

### BROWNLEE'S CAREER HITTING/FIELDING STATS

YEAR	AVG	GP-GS	AB	R	H	2B	3B	HR	RBI	TB	SLG%	BB	HBP	SO	GDP	OB%	SF	SH	SB	ATT	PO	A	E	FLD%
2020	.200	15-7	20	8	4	1	0	0	5	5	.250	2	1	3	0	.292	1	1	1	1	19	7	3	.897
2021	.286	19-1	7	5	2	0	0	0	1	2	.286	0	0	2	0	.286	0	0	2	2	2	4	0	1.000
<b>TOTAL</b>	<b>.222</b>	<b>34-8</b>	<b>27</b>	<b>13</b>	<b>6</b>	<b>1</b>	<b>0</b>	<b>0</b>	<b>6</b>	<b>7</b>	<b>.259</b>	<b>2</b>	<b>1</b>	<b>5</b>	<b>0</b>	<b>.290</b>	<b>1</b>	<b>1</b>	<b>3</b>	<b>3</b>	<b>21</b>	<b>11</b>	<b>3</b>	<b>.914</b>





## PAIGE COOK

INFILDER | R/R | 5-3 | JUNIOR | CORNELIA, GA. | HABERSHAM CENTRAL HS

# 6

### 2021 | SOPHOMORE

Named to the All-SEC Newcomer Team ... started all 60 games, with 57 coming at second base and three at third ... batted .265 (45-for-170) on the year ... fifth on the team in batting average, on-base percentage (.352), hits and total bases (64) and fourth in runs scored (29) and doubles (6) ... led the team with two triples and was second on the squad with nine hit-by-pitches ... made her first collegiate starts against **Miami (Ohio) (2/13)**, playing second base in both games of the doubleheader ... hit her first career home run and drew a bases-loaded walk to bring home the winning run in the bottom of the seventh of Game 1 ... drove in a career-high four runs in the season opener ... reached base in all four plate appearances in Game 2 (error, walk, walk, hit-by-pitch) ... went 2-for-3 against **Stephen F. Austin (2/21)** for her first career multi-hit game ... doubled in the loss to **Southern Illinois (2/21)** ... also threw out a runner at the plate against SIU to start an inning-ending double play ... turned in a two-hit performance with an RBI at **Texas State (2/26)** ... had a pair of hits and an RBI with two runs scored at **No. 7/7 Texas (2/27)** to extend her hitting streak to a career-long four games ... singled, stole a base and scored against **Alcorn State (3/5)** ... came a home run shy of the cycle at **Alabama State (3/9)** while hitting her first career triple and stealing a base ... posted her fifth multi-hit game against **Memphis (3/10)** ... turned in two hits at **Ole Miss (3/14)** ... singled twice against **No. 5/5 Florida (3/19)** and threw out two runners at the plate in the first inning ... made her first career start at third at **No. 15/15 Arkansas (3/26)** ... hit an RBI double and reached on errors twice against the **Razorbacks (3/27)** ... singled and scored at **No. 15/15 Arkansas (3/28)** ... homered twice in the first game of the doubleheader at **North Alabama (4/3)** for her career first multi-homer game and scored three runs ... doubled in the second game to finish the day with 10 total bases ... brought home the winning run against **Central Arkansas (4/7)** on a fielder's choice and throwing error for her second walk-off plate appearance of the year ... started at second and played the middle innings at third against the Bears ... drove in three with a bases-loaded triple at **Samford (4/13)** ... scored the game-winning run in a walk-off against **Southern Miss (4/14)** and posted a pair of singles ... made a leaping catch at third with runners on second and third to end the sixth inning at **No. 18/19 Missouri (4/18)** ...

### CAREER HIGHS

At Bats	5	at Alabama State (3/9/21)
Hits	3	at Alabama State (3/9/21)
Runs Scored	3	at North Alabama (4/3/21)
Runs Batted In	4	Miami (Ohio) (2/13/21)
Doubles	1	6x, last vs. Georgia (5/8/21)
Triples	2	2x, last at Samford (4/13/21)
Home Runs	2	at North Alabama (4/3/21)
Walks	2	Miami (Ohio) (2/13/21)
Stolen Bases	1	4x, last at Alabama State (3/9/21)
Putouts	5	Georgia (5/9/21)
Assists	3	5x, last at Arkansas (3/27/21)
Hitting Streak	4 gm	(2/24/21 vs. Miss. Valley St. to 2/27/21 at Texas)

### HONORS / AWARDS

2021 SEC All-Newcomer Team  
 2021 SEC Honor Roll  
 2020 SEC First-Year Honor Roll





## PAIGE COOK CONTINUED

went 2-for-3 with a sacrifice bunt against **Texas A&M (4/23)** ... walked and scored against the **Aggies (4/24)** ... was hit by a pitch in all three games of the series at **South Carolina (4/30-5/1)** ... picked up her fourth game-winning RBI of the year and her third without a hit, bringing home a run with a hit-by-pitch against the **Gamecocks (5/1)** while going 1-for-3 ... walked and scored in State's six-run first inning against **No. 17/15 Tennessee (5/5)** ... hit her sixth double of the year while going 2-for-2 against **No. 22/24 Georgia (5/8)** ... went 1-for-2 with a single and took second on the throw home before coming around to score **vs. No. 4/4 Florida (5/13)** in the SEC Tournament ... collected her first career NCAA Tournament hit **vs. Boston University (5/21)** ... picked up her first career postseason RBI with a groundout at **No. 7/5 Oklahoma State (5/22)** ... made a diving catch to start a double play in the Tournament **vs. Campbell (5/22)**.

## 2020 | FRESHMAN

Played off the bench in 10 contests ... batted .667 (4-for-6) on the year with five RBIs ... batting average lead the SEC and her .625 on-base percentage was second ... came on as a defensive replacement against **Tennessee State (2/16)** then drove an RBI single in her first career plate appearance ... pinch ran and scored her first career run **vs. San Diego State (2/22)** ... pinch hit and drove in a run with an RBI single against **Alcorn State (2/29)** ... was hit by a pitch and drove in two runs with a single against **MVSU (3/7)**.

## HIGH SCHOOL


A nationally-ranked third baseman from Habersham Central in Georgia ... signed with the Bulldogs as the No. 44 recruit of the 2019 signing class by Extra Innings Softball ... FloSoftball listed her as the No. 68 recruit of the class ... a four-year letterwinner at Habersham Central ... served as the team captain ... four-time All-Region selection for the Raiders ... earned three best offense awards and one defense award in her tenure ... Selected to the 2018 GADC All-State team ... competed with the GA East Cobb Bullets-Schnute ... won the 16u IDT Championship and 18U Triple Crown Nationals with the Bullets.

## COMMUNITY SERVICE / ACADEMICS

Earned a spot on the 2021 SEC Honor Roll and 2020 SEC First-Year Honor Roll.

## PERSONAL

Born Paige Nicole Cook on Nov. 15, 2000, to Eric and Kim Cook ... has a brother, Chase ... majoring in kinesiology ... Twitter handle is @PaigeCook06.



## COOK'S CAREER HITTING/FIELDING STATS

YEAR	AVG	GP-GS	AB	R	H	2B	3B	HR	RBI	TB	SLG%	BB	HBP	SO	GDP	OB%	SF	SH	SB	ATT	PO	A	E	FLD%
2020	.667	10-0	6	2	4	0	0	0	5	4	.667	0	1	0	0	.625	1	0	1	1	0	1	0	1.000
2021	.265	60-60	170	29	45	6	2	3	19	64	.376	14	9	25	0	.352	0	2	3	4	66	59	13	.906
<b>TOTAL</b>	<b>.278</b>	<b>70-60</b>	<b>176</b>	<b>31</b>	<b>49</b>	<b>6</b>	<b>2</b>	<b>3</b>	<b>24</b>	<b>68</b>	<b>.386</b>	<b>14</b>	<b>10</b>	<b>25</b>	<b>0</b>	<b>.363</b>	<b>1</b>	<b>2</b>	<b>4</b>	<b>5</b>	<b>66</b>	<b>60</b>	<b>13</b>	<b>.906</b>





## MIA DAVIDSON

CATCHER / INFILDER | R/R | 5-5 | GRADUATE | HILLSBOROUGH, N.C. | ORANGE HS

# 33

### 2021 | SENIOR

Earned NFCA Third Team All-Region honors ... started all 60 games, the majority (45) at catcher ... has now played every infield position in her career, adding shortstop, second base and first base in 2021 ... batted .311 (55-for-177) on the year, which was third on the team ... led the team in runs (42) ... second on the team in slugging percentage (.672), on-base percentage (.426), doubles (11), homers (17), total bases (119) and walks (30) ... third in RBIs (39) ... slugging percentage ranked 10th in the SEC and homers were tied for fifth in the league ... boasts 69 career home runs which ranks second in SEC softball history and was seventh nationally among active players at the end of 2021 ... finished the year ranked among the top 25 active players in the nation in career slugging percentage (.754, 23rd) and total bases (470, 18th) ... finished the year as one of 10 baseball and softball players in SEC history with 65 career homers and was third among those 10 in home runs per game (0.335) ... saw her first collegiate action at shortstop on Opening Day against **Miami (Ohio) (2/13)** ... scored twice in the season opener ... hit her first homer of the year in the second game of the doubleheader, drew two walks and scored twice ... went 2-for-3 with a home run and three RBIs against **MVSU (2/22)** ... was hit by a pitch twice in the first game at **Texas State (2/26)** and added a single ... blasted a three-run home run in the second game ... went 3-for-4 at **No. 7/7 Texas (2/27)** with three RBIs, a double and a home run ... scored twice against the Longhorns ... extended her hitting streak to seven games at **No. 23/21 Baylor (2/28)** with a two-run homer ... batted .471 (8-for-17) over the **Lone Star State Invitational (2/26-28)** with five extra-base hits, including three home runs, and seven RBIs ... went 4-for-4 against **Alcorn State (3/5)** and came a home run shy of the cycle, marking the first four-hit game by a Bulldog since she did so in the final game of 2020 ... doubled home a run against **Western Kentucky (3/6)** ... scored the 150th run of her career against **Western Kentucky (3/7)** ... hit the 58th home run of her career at **Alabama State (3/9)**, which put her in a tie for ninth in SEC history ... also became the fifth player in program history to record 150 career RBIs against the Hornets ... posted her seventh multi-hit game of the year against **Memphis (3/10)** and extended her hitting streak to a season-long seven games ... posted a pair of singles at **Ole Miss (3/14)** ... doubled against **No. 5/5**



### SEC CAREER RECORDS

Slugging Percentage	1st	.754
Home Runs	2nd	69

### MSU CAREER RECORDS

Home Runs	1st	69
Slugging Percentage	1st	.754
Runs Batted In	3rd	175
Total Bases	3rd	470
Total Chances	3rd	1,333
Hit by Pitches	4th	35
On-Base Percentage	5th	.447
Runs Scored	5th	170
Putouts	5th	1,168
Batting Average	7th	.348
Doubles	T-9th	36

### SEC SINGLE-SEASON RECORDS

Home Runs	1st	26	2019
-----------	-----	----	------

### MSU SINGLE-SEASON RECORDS

Home Runs	1st	26	2019
	4th	19	2018
	T-6th	17	2021
Runs Batted In	2nd	64	2019
	T-10th	48	2018
Slugging Percentage	1st	.882	2019
	6th	.762	2018
Total Bases	T-4th	149	2019
	7th	144	2018
Runs Scored	T-9th	52	2019
Sacrifice Flies	T-3rd	4	2019
Hit by Pitches	T-6th	14	2019
Fielding Percentage	T-9th	.990	2020

### MSU NCAA TOURNAMENT RECORDS

Home Runs (Career)	1st	3
Total Bases (Career)	1st	19
Games Played (Career)	T-1st	12
Games Started (Career)	1st	12
Runs Batted In (Career)	3rd	7
Runs Scored (Career)	T-3rd	6
Hits (Career)	T-4th	10



## MIA DAVIDSON CONTINUED

**Florida (3/19)** and tagged out two runners at the plate ... also caught a runner stealing for a strike-'em-out, throw-'em-out double play in the first game against the Gators ... made her first start at second base at **No. 15/15 Arkansas (3/26)** ... hit the 59th home run of her career against the **Razorbacks (3/27)** to take sole possession of third place in MSU baseball and softball history ... homered the next day at **No. 15/15 Arkansas (3/28)** ... scored her third game-winning run of the season at **Southern Miss (3/31)** ... tied Will Clark for second in MSU baseball and softball history with her 61st career home run at **North Alabama (4/3)** ... also drew a key two-out walk to set up a grand slam ... doubled home a run at **Southeastern Louisiana (4/5)** and caught a runner stealing ... moved into sole possession second in MSU baseball and softball history with her 62nd career home run against **Central Arkansas (4/7)** ... recorded her 200th hit on a home run to left field at **No. 18/19 Missouri (4/18)** ... homered in both games of the doubleheader with **Jackson State (4/20)** to crack the all-time SEC career top five with 65 home runs ... hit a three-run homer and added a sacrifice fly against **Texas A&M (4/24)** for a season-high four RBIs ... also caught a runner stealing third to end the inning in a tie ballgame against the Aggies ... tied MSU baseball legend Rafael Palmeiro for the most home runs in school history in either sport with her 67th blast at **South Carolina (5/2)** ... finished the day 2-for-3 with a walk ... went 2-for-6 with a double in two games against **No. 17/15 Tennessee (5/5)** ... broke Rafael Palmeiro's MSU career record for the most home runs by a baseball or softball student-athlete with No. 68 against **No. 22/24 Georgia (5/8)** ... went 2-for-2 and drove in all of State's RBIs against the **Bulldogs (5/9)** ... doubled and drew a bases-loaded walk to bring home a run in the SEC Tournament win **vs. No. RV/24 Ole Miss (5/12)** ... also tagged out two runners at the plate against the Rebels ... walked twice in three trips and scored State's first run **vs. No. 4/4 Florida (5/13)** ... became MSU's all-time career games played leader in the **NCAA Tournament (5/21-23)** with 12 games started in her career ... also now holds State's career record for home runs (3) and walks (7) in the tournament ... tagged out two runners at the plate in the regional and caught a third runner stealing ... hit the 69th home run of her career **vs. Campbell (5/22)**, which moved her into sole possession of second in SEC history, trailing only Florida's Lauren Haeger (71) for the conference's career record ... ended the season on a career-best 20-game reached-base streak.

## 2020 | JUNIOR

Started every game, making 21 appearances behind the plate, six as the designated player and one at third base ... slugged .659 with 58 total bases ... eighth among active NCAA players with 52 career home runs, which is also the MSU school record, and a career .787 slugging percentage ... tied for fifth in the SEC with a pair of triples and tied for third with five runners caught stealing ... finished 45th in the nation with seven home runs ... posted a .990 fielding percentage which ranks ninth in MSU single-season history ... hit her 46th career home run **vs. Liberty (2/8)** ... extended her hitting streak to six games with a solo home run against **Tulsa (2/14)** ... hit multiple home runs for the fifth time in her career and collected four RBIs in a game for the sixth time in her career against **North Alabama (2/15)** ... caught a runner stealing against **Tennessee State (2/15)** ... hit three home runs in the **Bulldog Kickoff Classic (2/14-2/16)** ... recorded her fourth career triple **vs. No. 15/17 Oregon (2/20)** ... went 2-for-3 with an RBI **vs. UC Riverside (2/21)** ... went 2-for-3 at the plate with a triple against **Central Arkansas (2/26)** and drove in the game-winning run ... caught a runner stealing for the fourth time this year against **UAB (2/29)** ... hit her 50th career home run in the third inning against **UT Martin (3/2)**, making her the 23rd player in SEC history to reach the milestone ... reached base in all four plate appearances against **MVSU (3/7)**, scoring three times ... drove in three runs against the Devilettes, going 2-for-2 with a double and a single ... registered her fifth caught stealing of the year against **SE Missouri (3/7)** ... came a triple shy of the cycle at **Southern Miss (3/11)** ... went 4-for-4 with two home runs and a double against the Golden Eagles, driving in four runs ... career-high four hits were tied for third in school history and one shy of the MSU record and her 11 total bases are second in single-game history.

## 2019 | SOPHOMORE

Started a total of 57 contest with 56 coming behind the dish ... made one start at designated player for the Bulldogs ... turned in an All-American performance at the plate as one of the top sluggers in the Southeastern Conference and across all of Division I softball ... earned her second straight First Team All-SEC Honors ... tabbed a Top 10 finalist for USA Softball Collegiate Player of the Year ... selected to the NFCA All-South Region First Team and the NFCA All-America Third Team ... led MSU and ranked ninth in the SEC with a .373 batting average, collecting 63 hits ... scored a team-leading and career-high 52 runs over the season, which ranks tied for ninth in MSU single-season laurels ... slugged eight doubles and shattered multiple records with 26 home runs to hold an MSU single-season record .882 slugging percentage ... her 26 home runs set the Mississippi State single-season and sophomore records and also shattered the SEC's single-season mark ... finished second nationally in total home runs and home runs per game with a .46 average ... slugging mark ranked third highest in the conference and sixth across all of Division I softball ... led the Bulldogs at the plate and ranked third in the conference with a career-high 64 RBI, the second most over a season in program history ... just the third Bulldog to collect 60+ RBI in a season and the first to do so since Iyhia McMichael in 2003 ... ranked 12th nationally in total RBI and averaged 1.12 RBI per game to rank 10th in DI softball ... lone student-athlete in the SEC to record 50+ runs scored, 60+ hits and 60+ RBI over the season ... led Mississippi State in multi-hit (19) and multi-RBI (16) contests ... collected 149 total bases over the season, tied for the fourth most in school history and ranked third in the SEC in 2019 ... led the Bulldogs with a team-high .476 on-base mark that was aided by 23 walks and 14 hit by pitches, tied for the fifth most over a single season ... knocked four sacrifice flies to rank tied for third in MSU single-season history with teammate Fa Leilua ... saw growth defensively with a career-high .983 fielding percentage ... tallied 300 putouts and 37 assists behind the plate with just six errors ... threw out 12 would-be base stealers, tied for second in the SEC, and recorded a league-leading six pickoffs ... in her very first plate appearance of the 2019 season, slugged a home run against **Middle Tennessee (2/8)** ... slugged the first grand slam of her career against **Valparaiso (2/9)** ... reached base safely in a career-high 19 consecutive games spanning Feb. 15 to Mar. 16 ... closed the **Puerto Vallarta Challenge (2/14-2/16)** with an 8-for-12 ledger at the plate with three home runs, five runs scored and seven RBI to earn All-Tournament Team honors ... set Mississippi State's single-game records for home runs (3) and total bases (12) with an explosive night at the plate **vs. No. 5 Washington (2/14)** ... in Puerto Vallarta ... second multi-homer game of the season came against **SE Louisiana (2/24)** ... slugged a solo home run in the eighth innings against the Lady Lions to tie the game and force a ninth

## CAREER HIGHS

At Bats	5	5x, last vs. Alabama State (3/9/21)
Hits	4	2x, last vs. Alcorn State (3/5/21)
Runs Scored	4	Alcorn State (3/5/21)
Runs Batted In	5	2x, last vs. Memphis (4/10/19)
Doubles	1	36x, last vs. Ole Miss (5/12/21)
Triples	1	5x, last vs. Alcorn State (3/5/21)
Home Runs	3	vs. Washington (2/14/19)
Walks	3	3x, last vs. Western Kentucky (3/7/21)
Stolen Bases	1	6x, last at Texas State (2/26/21)
Putouts	16	Drake (2/18/18)
Assists	3	5x, last vs. Missouri State (2/7/20)
Hitting Streak	16 gm	(2/9/18 vs. Miss. Valley St. to 3/2/2018 vs. Lamar)

## HONORS / AWARDS

2021 NFCA All-South Region Third Team
2021 SEC Honor Roll
2020 SEC Honor Roll
2020 SEC Player of the Week (Mar. 17)
2019 NFCA Third Team All-American
2019 NFCA All-South Region First Team
2019 Softball America First Team All-American
2019 USA Softball Collegiate Player of the Year Finalist
2019 First Team All-SEC
2019 SEC Honor Roll
2019 Puerto Vallarta College Challenge All-Tournament Team
2018 Schutt Sports/NFCA National Freshman of the Year Finalist
2018 NFCA All-South Region Second Team
2018 SEC Freshman of the Year
2018 First Team All-SEC
2018 SEC All-Freshman Team
2018 SEC Freshman of the Week (Feb. 12, Mar. 13, Apr. 17)
2018 SEC First Year Honor Roll





## MIA DAVIDSON CONTINUED

inning ... knocked her second grand slam of the season at **Memphis (3/27)** to complete MSU's comeback victory over the Tigers ... her third multi-home run game of the year came vs. **Kansas (3/2)** at the Duke Invitational as she went yard twice for four RBI ... tallied the 100th hit of her MSU career against **Mississippi Valley State (3/8)** ... matched her career high with three runs scored at **No. 15 Kentucky (3/16)** ... broke Mississippi State's sophomore home run record with her 16th homer of the season at **No. 4 Alabama (3/29)** ... homer came in the top of the seventh to tie the game and force extra innings against the Tide ... recorded her fifth multi-homer game of the season, slugging her 19th and 20th homers of the year against **Memphis (4/10)** to set Mississippi State's single-season record and set a career-high with five RBI in the contest ... started her 100th game in a Bulldog uniform at **No. 9 Tennessee (4/12)** ... recorded the 100th RBI of her MSU career with a sacrifice fly against the **Lady Vols (4/14)** ... two-run home run in the bottom of the fifth against **Missouri (4/28)** tied the SEC's single-season home run record ... scored the 100th run of her Bulldog career vs. **No. 17 Ole Miss (5/9)** at the SEC Tournament in College Station ... shattered the SEC's single-season record vs. **Seattle (5/18)** in the Seattle Regional ... home run was the 45th of her career, which set a new Mississippi State career record.

## 2018 | FRESHMAN

Top 10 Finalist for Schutt Sports/NFCA National Freshman of the Year, the first Bulldog to ever be named a finalist for the award ... earned NFCA All-South Region Second Team Accolades ... just the third Bulldog in program history to be tabbed SEC Freshman of the Year and the first since two-time All-American Courtney Bures in 2005 ... earned All-SEC First Team and SEC-All Freshman Team laurels ... named SEC Freshman of the Week honoree (Feb. 12, Mar. 13, Apr. 17) on three occasions, becoming the first MSU freshman in school history to win the award at least three times ... only Bulldog freshman to start all 61 games, earning 52 starts behind the plate, eight at third base and one at designated player ... set MSU's single-season record for home runs (19) and closed the season ranked fourth in slugging percentage (.762), sixth in total bases (144) and tied for seventh in RBI (48) in single-season history ... her 19 home runs over her freshman season alone ranked ninth in MSU career history ... led the team in batting average (.370), slugging percentage (.762), on-base percentage (.452), runs scored (50), hits (70), RBI (48), doubles (13), home runs (19) and total bases (144) ... one of the top hitters nationally ranking 11th in Division I in home runs and total bases and 23rd in slugging percentage ... led MSU with 20 multi-hit contests and 15 multi-RBI contests over her debut season ... strong behind the plate with a total of 357 putouts and 40 assists, including throwing out 11 would-be base stealers ... recorded a hit in 46 of MSU's 61 contests and closed the season as the only Bulldog with 45 or more hits, runs scored and RBIs ... opened her freshman campaign by recording hits in 16 consecutive games, which tied for the 11th longest hitting streak in program history ... knocked her first collegiate hit and scored two runs in her debut vs. Mississippi Valley State (2/9) ... capped off a 3-for-3 performance vs. Omaha (2/9) with three RBI and slugged her first collegiate home run with a dinger over the Nusz Park videoboard ... slugged first triple of her career vs. UT Martin (2/15) ... recorded a career-high 16 putouts vs. Drake (2/18) ... went 2-for-3 at the plate, recording two RBIs and a career-high three runs scored at Alabama State (3/27) ... reached base in all four plate appearances at Troy (4/25) with a single and career-best three walks ... recorded two homers over the Tennessee series (5/4-5/6) to break the MSU freshman home run record of 18 ... set the MSU single-season homer record vs. No. 9 Arizona during the Tucson Regional (5/20) with a solo home run.

## HIGH SCHOOL

Stellar catcher and third baseman at Orange High School, serving as team captain her junior season ... ranked as the fourth-best recruit of the 2017 class by FloSoftball, making her one of the highest-ranked recruits in MSU history ... honored as 2016 and 2017 North Carolina Gatorade Player of the Year ... named to the American Family Insurance 2016 and 2017 All-USA Team ... earned national recognition as MaxPrep Player of the Week as a junior ... tabbed as a Select30 All-American on multiple occasions, including grabbing First Team honors ... reeled in four straight 3A District Player of the Year awards ... three-time Big 8 Conference Player of the Year selection ... four-time All-Conference, All-District and All-State honoree ... as a freshman, held a .522 average with 25 RBI, 12 home runs and a .681 OBP to lead OSH to a 14-5 record ... bettered that performance as a sophomore with a .729 clip at the plate with 28 RBI and 11 homers with an astounding .819 on-base percentage ... set career highs as a junior behind a .740 average, 851 on-base percentage, 49 RBI and 18 home runs ... finished her junior season just two homers shy of the NCHSSA career record of 43 and one short of the NCHSAA single-season record of 19 ... played travel ball with the NC Lady Lighting, coached by John Corn, and the AL Birmingham Thunderbolts Premier, coached by Rocky Thompson ... helped the Lady Lighting to a 13th-place finish at the PGF Nationals ... strong academically as a member of the "A" Honor Roll, BETA clubs, National Achiever Society and Minority Achievers Program.

## COMMUNITY SERVICE / ACADEMICS

Selected to the SEC Honor Roll in 2021, 2020 and 2019 ... also earned a spot on the 2018 SEC First-Year Honor Roll ... graduated in May 2021 with her bachelor's degree in kinesiology ... has interned with the Mississippi State Athletics communications and marketing departments and is interning with the softball operations staff in spring 2022.

## PERSONAL

Born Mia Sky Davidson on July 9, 1999, to Eddie and Christina Davidson ... both parents served in the U.S. Army ... has two sisters, Montana and Tre' ... Montana also plays softball for MSU ... married Sean Smith on Dec. 13, 2021 ... skilled in performing bat tricks and collects baseball cards ... pursuing her master's degree in sports administration ... Twitter handle is @MIASKY3332.

## DAVIDSON'S CAREER HITTING/FIELDING STATS

YEAR	AVG	GP-GS	AB	R	H	2B	3B	HR	RBI	TB	SLG%	BB	HBP	SO	GDP	OB%	SF	SH	SB	ATT	PO	A	E	FLD%
2018	.370	61-61	189	50	70	13	2	19	48	144	.762	19	11	26	0	.452	2	0	2	3	357	40	16	.961
2019	.373	57-57	169	52	63	8	0	26	64	149	.882	23	14	22	2	.476	4	0	2	2	300	37	6	.983
2020	.330	28-28	88	26	29	4	2	7	21	58	.659	11	3	10	0	.422	0	0	1	2	182	18	2	.990
2021	.311	60-60	177	42	55	11	1	17	42	119	.672	30	7	30	1	.426	2	0	1	1	329	32	14	.963
<b>TOTAL</b>	<b>.348</b>	<b>206-206</b>	<b>623</b>	<b>170</b>	<b>217</b>	<b>36</b>	<b>5</b>	<b>69</b>	<b>175</b>	<b>470</b>	<b>.754</b>	<b>83</b>	<b>35</b>	<b>88</b>	<b>3</b>	<b>.447</b>	<b>8</b>	<b>0</b>	<b>6</b>	<b>8</b>	<b>1168</b>	<b>127</b>	<b>38</b>	<b>.971</b>





## MONTANA DAVIDSON

INFILDER | R/R | 5-4 | GRADUATE | HILLSBOROUGH, N.C. | ORANGE HS

# 32

### 2021 | SENIOR

Played in 58 games, making 57 starts at third base ... batted .252 (40-for-159) on the year ... fifth on the team in runs (23) and RBIs (21) and tied for fourth in doubles (6) ... stole a career-high four bases on the year, including a steal of home ... drove in two runs on Opening Day against **Miami (Ohio) (2/13)** with a walk and a single ... reached base in 3-of-4 plate appearances in the second game of the doubleheader while scoring a run and drew a walk ... went 2-for-4 with a two-run homer in the loss to **Southern Illinois (2/21)** ... batted .636 (7-for-11) over the four games of **The Snowman (2/21-22)** with a .909 slugging percentage and four RBIs ... hit a triple and stole home against **MVSU (2/24)** ... extended her hitting streak to a career-long six games at **Texas State (2/26)** ... hit .588 (10-for-17) over the course of the streak with three extra-base hits and five RBIs ... went 2-for-4 at **No. 7/7 Texas (2/27)** for her fifth multi-hit game of the year ... went 2-for-4 with a double for her seventh multi-hit game of the year against **Ball State (3/5)** ... extended her hitting streak to a career-long seven games against **Western Kentucky (3/6)** ... doubled and drew a walk at **Alabama State (3/9)** ... hit an RBI single in the win against **Memphis (3/10)** ... doubled at **Ole Miss (3/15)** for her sixth extra-base hit of the year ... singled and scored at **No. 15/15 Arkansas (3/27)** ... drew a pair of walks at **North Alabama (4/3)** ... singled home a run and scored at **Samford (4/13)** ... went 2-for-4 in two games against **Jackson State (4/20)** with a double and a run scored ... went 1-for-2 with a walk against **Texas A&M (4/25)** ... batted .400 over the series at **South Carolina (4/30-5/2)** with a 1.100 slugging percentage and six RBIs ... turned in her first career multi-homer game and matched her career high with four RBIs in Game 1 against the **Gamecocks (4/30)** ... doubled home a run to cap a 2-for-3 day that also saw her match her career high with two runs scored and draw a walk at **South Carolina (5/2)** ... reached base on a dropped third strike and came around to score the first run in a 2-1 victory against **No. 17/15 Tennessee (5/5)** ... beat out a bunt single and stole a base against **No. 22/24 Georgia (5/7)** ... drove in a run with a bases-loaded walk against the **Bulldogs (5/8)** ... walked twice out of the nine-hole vs. **No. RV/24 Ole Miss (5/12)** in the SEC Tournament ... had an RBI single in three trips to the plate vs. **Boston University (5/21)** in the NCAA Tournament ... singled and scored vs. **Campbell (5/22)** ... drove in a run with a base hit at **No. 7/5 Oklahoma State (5/23)**.

### CAREER HIGHS

At Bats	6	at Alabama (3/31/19)
Hits	3	2x, last vs. Seattle (5/18/19)
Runs Scored	2	5x, last at South Carolina (5/2/21)
Runs Batted In	4	2x, last at South Carolina (4/30/21)
Doubles	1	15x, last at South Carolina (5/2/21)
Triples	1	Missi. Valley St. (2/24/21)
Home Runs	2	at South Carolina (4/30/21)
Walks	2	4x, last vs. Ole Miss (5/12/21)
Stolen Bases	2	Missi. Valley St. (2/24/21)
Putouts	5	at South Carolina (4/30/21)
Assists	4	4x, last vs. Ole Miss (5/12/21)
Hitting Streak	7 gm	(2/27/21 at Texas to 3/6/21 vs. Western Kentucky)

### HONORS / AWARDS

2021 SEC Honor Roll

2020 SEC Honor Roll

2017 SEC First-Year Honor Roll



## MONTANA DAVIDSON CONTINUED

## 2020 | JUNIOR

Played in 28 games, making 27 starts at third base ... hit .224 with five RBIs ... raised her average to .353 (6-for-17) when batting with two outs ... posted a .923 fielding percentage ... snapped an 0-for-18 stretch with a 2-for-5 day including three RBIs **vs. BYU (2/22)** and **vs. San Diego State (2/22)** ... made a sliding catch into the fence in foul territory along the third base line against the Cougars ... homered against the Aztecs ... tied her career high with four assists against **Alcorn State (3/1)** ... put forth a 2-for-3 effort against **UT Martin (3/1)** for her second multi-hit game of the year.

## 2019 | REDSHIRT SOPHOMORE

Started all 58 games at third base and was one of just two Bulldogs to start every contest ... hit .269 with seven doubles and 21 RBIs ... RBIs were fifth on the team ... posted a .922 fielding percentage with 54 putouts and 65 assists ... in her first collegiate start and first game since returning from injury, knocked a career-high three hits, including a double, with one RBI and a run scored against **Middle Tennessee (2/8)** ... drove in the go-ahead run in the bottom of the sixth against **Sacramento State (2/15)** with the first sacrifice fly of her career, giving MSU a 6-5 lead ... slugged the first home run of her Bulldog career on **at No. 15 Kentucky (3/16)** ... drove in the game-winning run in MSU's come-from-behind win against **No. 17 Auburn (3/22)**, with a one-run double in the third inning ... turned in a career performance against **Missouri (4/28)**, going 2-for-3 with a double and a home run driving in a career-high four RBI to pick up her first multi-RBI game of her career ... went 3-for-4 with an RBI, double and run scored in the Seattle Regional **vs. Seattle (5/18)**.

## 2018 | SOPHOMORE

Did not see action due to knee injury and was awarded a medical redshirt.

## 2017 | FRESHMAN

Made six appearances, primarily as a pinch hitter ... also saw time off the bench at third base ... batted .333 (3-for-9) with a double and run scored ... made career debut as a pinch hitter **vs. Alabama State (3/2)** and recorded her first career hit ... drove her first career double **vs. Central Arkansas (3/5)** ... went 1-for-2 **vs. Mississippi Valley State (3/29)**.

## HIGH SCHOOL

Three-time All-State star at Orange High School, playing for coaches Tonya Daye and father Cliff Davidson ... four-time All District and All-Conference player ... led the Panthers to the 2012-13 and 2015-16 conference championships ... two-time team captain ... capped her career with a .488 batting average, .567 on-base percentage, 10 home runs and a career-high 50 RBI in her senior season ... tallied a .426 average with 24 RBI and four homers (one grand slam) in her junior year ... hit at a career-high .492 clip and batted in 31 runs and knocked 10 out of the park her second year, earning her first All-State honor ... opened her career with a .316 average with 19 RBI and a pair of home runs in her freshman campaign ... was also a member of the Orange High School volleyball program as the team's libero, while also playing opposite hitter ... starred on the travel ball scene, finishing her career ranked 49th in FloSoftball's 2016 class ... named to the 2016 Southeast Regional All-America Team ... played for Lady Lightning Gold, finishing in the Top 20 in PGF 18U Nationals in 2016 ... also tallied a third-place finish in TC/USA 18U.

## COMMUNITY SERVICE / ACADEMICS

Selected to the 2020 and 2021 SEC Honor Roll ... also earned a spot on the 2017 SEC First-Year Honor Roll ... graduated in May 2021 with her bachelor's degree in kinesiology ... finished her high school academic career with a 4.23 GPA, earning a spot on the Honor Roll all four years ... earned the U.S. Marine Corps Scholastic Excellence Award ... also received the National Achiever's Award and the Minority Achiever's Award.

## PERSONAL

Born Montana Shae Davidson on Feb. 17, 1998, to Eddie and Christina Davidson ... both parents served in the U.S. Army ... has two sisters, Mia and Tre' ... Mia also plays softball for MSU ... pursuing a second bachelor's degree in psychology ... Twitter handle is @tanashae32.



## DAVIDSON'S CAREER HITTING/FIELDING STATS

YEAR	AVG	GP-GS	AB	R	H	2B	3B	HR	RBI	TB	SLG%	BB	HBP	SO	GDP	OB%	SF	SH	SB	ATT	PO	A	E	FLD%
2017	.333	6-0	9	1	3	1	0	0	0	4	.444	0	0	1	0	.333	0	0	0	1	0	3	0	1.000
2018	--- REDSHIRT YEAR ---																							
2019	.269	58-58	160	12	43	7	0	2	21	56	.350	8	1	14	1	.302	3	2	1	1	54	65	10	.922
2020	.224	28-27	67	8	15	1	0	1	5	19	.284	3	0	8	4	.250	2	1	0	0	24	24	4	.923
2021	.252	58-57	159	23	40	6	1	3	21	57	.358	13	0	30	2	.308	0	2	4	4	43	85	14	.901
TOTAL	.256	150-142	395	44	101	15	1	6	47	136	.344	24	1	53	7	.296	5	5	5	6	121	177	28	.914





## KIKI EDWARDS

OUTFIELDER | R/R | 5-7 | JUNIOR | WOODBRIDGE, VA. | OSBOURN PARK HS

# 2

### 2021 | SOPHOMORE

Played in 13 games off the bench, pinch hitting 12 times ... batted .100 (1-for-10) with two RBIs and a walk and two hit-by-pitches ... drove in two runs with a single against **Alcorn State (3/5)** ... pinch hit against **No. 5/5 Florida (3/19)** and at **North Alabama (4/3)** ... pinch hit and was hit by a pitch at **Samford (4/13)** which resulted in a run ... came on as a defensive replacement in right field against **Jackson State (4/20)** and later drew a walk and scored ... was hit by a pitch while pinch hitting against **Texas A&M (4/24)**.

### 2020 | FRESHMAN

Played in five games, making one start at designated player ... went 2-for-6 at the plate with a double and two RBIs ... made her collegiate debut against **Alabama State (2/12)** with a pinch-hit, RBI double in her first career at-bat before scoring her first career run ... made her first career start as the designated player against **Alcorn State (2/29)**, scoring one run ... pinch hit against **MSVU (3/7)** and was hit by a pitch before scoring a run.

### HIGH SCHOOL

One of the top recruits of the 2019 signing class ... ranked as the No. 88 recruit in the nation by FloSoftball ... four-year letterwinner at Osborn Park ... served as team captain over her senior and junior seasons ... led the Yellow Jackets to 2016 and 2017 VHSL Class 6A State Championship appearances, bringing home the state title in 2016 ... named a three-time, all-conference selection ... brought home all-region accolades in 2017 and 2018 ... played for the Birmingham Thunderbolts Premier and East Cobb Bullets club teams ... won the 16 IDT Championship and 18U Triple Crown Nationals with the Bullets.

### COMMUNITY SERVICE / ACADEMICS

Earned a spot on the 2021 SEC Honor Roll and 2020 SEC First-Year Honor Roll ... interns with the Bulldog football program's recruiting office ... member of the Key Club at Osborn Park High School ... volunteers at the Street Light Homeless Shelter ... participated with teen ministry at Mount Olive Baptist Church in her hometown.

### PERSONAL

Born Kieara Monique Edwards on Nov. 13, 2000, to Warren and Adrienne Broughton ... father played football at Hampton ... has three brothers, Robert Broughton, Jarvis Broughton and Devin Edwards, and two sisters, Nia Henderson and Diamond Henderson ... majoring in kinesiology ... Twitter handle is @KiearaEdwards.

### CAREER HIGHS

At Bats	3	vs. Alcorn State (2/29/20)
Hits	1	3x, last vs. Alcorn State (3/5/21)
Runs Scored	1	4x, last vs. Jackson State (4/20/21)
Runs Batted In	2	Alcorn State (3/7/21)
Doubles	1	vs. Alabama State (2/12/20)
Walks	1	Jackson State (4/20/21)
Putouts	1	vs. Alcorn State (2/29/20)
Hitting Streak	2 gm	(2/12/20 vs. Alabama State to 2/28/20 vs. UAB)

### HONORS / AWARDS

2021 SEC Honor Roll

2020 SEC First-Year Honor Roll

### EDWARDS' CAREER HITTING/FIELDING STATS

YEAR	AVG	GP-GS	AB	R	H	2B	3B	HR	RBI	TB	SLG%	BB	HBP	SO	GDP	OB%	SF	SH	SB	ATT	PO	A	E	FLD%
2020	.333	5-1	6	3	2	1	0	0	2	3	.500	0	1	2	0	.429	0	0	0	0	1	0	0	1.000
2021	.100	13-0	10	1	1	0	0	0	2	1	.100	1	2	1	1	.308	0	0	0	0	0	0	0	.000
<b>TOTAL</b>	<b>.188</b>	<b>18-1</b>	<b>16</b>	<b>4</b>	<b>3</b>	<b>1</b>	<b>0</b>	<b>0</b>	<b>4</b>	<b>4</b>	<b>.250</b>	<b>1</b>	<b>3</b>	<b>3</b>	<b>1</b>	<b>.350</b>	<b>0</b>	<b>0</b>	<b>0</b>	<b>0</b>	<b>1</b>	<b>0</b>	<b>0</b>	<b>1.000</b>



## GRACE FAGAN

PITCHER | L/L | 6-0 | SENIOR | SWEDESBORO, N.J. | KINGSWAY REGIONAL HS

# 31

### 2021 | JUNIOR

Made 15 appearances, including four starts ... struck out 34 batters in 31.1 innings of work ... came on in relief in the second game against **Miami (Ohio) (2/13)** and threw 2.1 scoreless innings while allowing just one hit ... struck out three batters, two of them looking ... threw 2.0 hitless innings in relief against **MVSU (2/22)** ... started and went 4.2 innings **at Texas State (2/26)**, allowing one run and striking out four ... threw 1.1 innings in relief **at No. 15/15 Arkansas (3/27)** allowing one hit ... threw 2.0 one-hit innings **at North Alabama (4/3)** while striking out four ... came in in relief **at Southeastern Louisiana (4/5)** and struck out five over 3.2 innings ... struck out a career-high seven in relief **at Samford (4/13)** to earn the win ... tossed 2.0 scoreless innings in relief with two strikeouts against **Jackson State (4/20)** ... threw 2.0 perfect innings on just 17 pitches **vs. Campbell (5/22)** in the NCAA Tournament.

### 2020 | SOPHOMORE

Started nine games for the Bulldogs with a 7-2 record and a 2.41 ERA ... held opponents to a .167 average, which ranked 10th in the SEC and would have been second in school history but she was 9.1 innings shy of the minimum to qualify ... averaged 8.8 strikeouts per seven innings and holding opponents to 4.13 hits per seven innings, which is 25th in the nation ... third in the SEC with 19 strikeouts looking ... had she thrown enough innings to qualify her 14 walks allowed would have been the second-fewest in program history and her 15 runs allowed would be third ... struck out at least five hitters in each of her first six starts ... struck out eight batters while allowing just one hit in a complete game shutout **vs. NC State (2/9)** ... earned her fourth win of the year while striking out seven in 5.0 scoreless innings **vs. Oregon State (2/20)** ... threw 4.2 innings of one-run softball to earn the win against **Bryant (3/6)** ... retired the side in order in one inning of work against **MVSU (3/7)** ... earned the win **at Southern Miss (3/11)**, striking out four in 3.0 innings.

### MSU CAREER RECORDS

Opponent's Batting Average	4th	.213
Strikeouts / 7 Inn.	5th	6.85

### CAREER HIGHS


Innings (Start)	6.2	at Florida (5/4/19)
Innings (Relief)	5.2	at Alabama (3/30/19)
Strikeouts (Start)	8	vs. NC State (2/9/20)
Strikeouts (Relief)	7	at Samford (4/13/21)
Walks (Start)	5	at Florida (5/4/19)
Walks (Relief)	5	vs. Ole Miss (5/9/19)
Hits Allowed (Start)	7	vs. Kansas (3/2/19)
Hits Allowed (Relief)	5	3x, last at Samford (4/13/21)
Runs Allowed (Start)	8	at Kentucky (3/15/19)
Runs Allowed (Relief)	5	at Alabama (3/30/19)
Earned Runs (Start)	6	UAB (2/28/20)
Earned Runs (Relief)	5	at Alabama (3/30/19)
Putouts	1	4x, last at Southeastern La. (4/5/21)
Assists	2	2x, last vs. Alcorn State (3/6/21)

### HONORS / AWARDS

2021 SEC Honor Roll

2020 SEC Honor Roll

2019 SEC First-Year Honor Roll





## GRACE FAGAN CONTINUED

## 2019 | FRESHMAN

Made 28 appearances, making 11 starts ... posted a 7-7 record with four saves ... ranked sixth in the SEC in saves ... made her MSU debut on with a start against **Middle Tennessee (2/8)**, striking out seven in her first collegiate win ... recorded her first relief appearance against **No. 5 Washington (2/14)**, allowing one unearned run off four hits and striking out four ... tallied her first save of the season against **Georgia Tech (2/23)**, tossing 2.2 innings and allowing just one hit and one walk with a strikeout ... made her SEC debut on at **No. 15 Kentucky (3/15)**, striking out five in the contest ... earned her third save of the season at **No. 4 Alabama (3/31)**, coming into a bases-loaded situation with no outs in the bottom of the 12th to preserve MSU's 12-5 victory ... facing the tying run on base in both the sixth and seventh innings, recorded her fourth save of the season by tossing two scoreless innings, allowing just one hit and two walks while striking out one at **UAB (4/16)** ... tossed 6.2 scoreless innings at **No. 7 Florida (5/4)** to help secure Mississippi State's first series win in Florida since 2013.

## HIGH SCHOOL

One of the top recruits in the country and was ranked as high as eighth nationally by FloSoftball ... signed as the 19th-ranked recruit of the 2018 class by the organization ... prepped at Kingsway Regional High School and served as team captain her junior season ... selected the 2017 South Jersey Pitcher of the Year ... led the Dragons to a 24-5 record and the Tri-County Conference-Royal Division Championship her junior season ... reached the quarterfinals of the stacked South Jersey Group 4 State Championship ... struck out 316 over 166 innings of work to post a 1.14 ERA and held opponent to just a .140 average over her first season as a full-time varsity starter ... staple in the third hole of the batting order and held a .415 average at the plate with help of 44 hits ... earned First Team All-Conference and All-State laurels ... nominated for New Jersey's Gatorade Player of the Year ... as a freshman, served as the No. 2 pitcher for the Dragons and helped the team to a 21-5 record ... held a 9-1 record in the circle over her debut season and struck out 74 batters ... spent her sophomore season traveling extensively as a member of the Birmingham Thunderbolts Premier ... helped the Thunderbolts to a third-place finish at the 2016 PGF National Championship.

## COMMUNITY SERVICE / ACADEMICS

Selected to the 2020 and 2021 SEC Honor Roll ... also earned a spot on the 2019 SEC First-Year Honor Roll ... member of the National Honor Society and World Language National Honors Society while in high school.

## PERSONAL

Born Grace Barbara Fagan on Feb. 6, 2000, to Sean and Tracy Fagan ... both parents played basketball at Mount St. Mary's ... has two brothers, Bradley and Jordan, and two sisters, Cassidy and Alexa ... majoring in biological sciences on the pre-med track ... spends free time painting ... Twitter handle is @gracefagan31.

## FAGAN'S CAREER HITTING/FIELDING STATS

YEAR	AVG	GP-GS	AB	R	H	2B	3B	HR	RBI	TB	SLG%	BB	HBP	SO	GDP	OB%	SF	SH	SB	ATT	PO	A	E	FLD%
2019	.000	28-11	0	0	0	0	0	0	0	0	.000	0	0	0	0	.000	0	0	0	0	1	8	0	1.000
2020	.000	11-9	0	0	0	0	0	0	0	0	.000	0	0	0	0	.000	0	0	0	0	2	3	1	.833
2021	.000	15-4	0	0	0	0	0	0	0	0	.000	0	0	0	0	.000	0	0	0	0	1	4	1	.833
<b>TOTAL</b>	<b>.000</b>	<b>54-24</b>	<b>0</b>	<b>0</b>	<b>0</b>	<b>0</b>	<b>0</b>	<b>0</b>	<b>0</b>	<b>0</b>	<b>.000</b>	<b>0</b>	<b>0</b>	<b>0</b>	<b>0</b>	<b>.000</b>	<b>0</b>	<b>0</b>	<b>0</b>	<b>0</b>	<b>4</b>	<b>15</b>	<b>2</b>	<b>.905</b>

## FAGAN'S CAREER PITCHING STATS

YEAR	ERA	W-L	APP	GS	CG	SHO	CBO	SV	IP	H	R	ER	BB	SO	2B	3B	HR	BF	B/Avg	WP	HBP	BK	SFA	SHA
2019	3.40	7-7	28	11	1	0	0	4	80.1	68	48	39	49	64	12	3	14	367	.221	10	6	0	1	4
2020	2.41	7-2	11	9	1	1	1	0	40.2	24	15	14	14	51	5	0	5	165	.167	2	5	0	2	0
2021	3.35	2-1	15	4	0	0	2	0	31.1	29	21	15	23	34	3	1	3	144	.248	9	2	0	2	0
<b>TOTAL</b>	<b>3.12</b>	<b>16-10</b>	<b>54</b>	<b>24</b>	<b>2</b>	<b>1</b>	<b>3</b>	<b>4</b>	<b>152.1</b>	<b>121</b>	<b>84</b>	<b>68</b>	<b>86</b>	<b>149</b>	<b>20</b>	<b>4</b>	<b>22</b>	<b>676</b>	<b>.213</b>	<b>21</b>	<b>13</b>	<b>0</b>	<b>5</b>	<b>4</b>



## ALLISON FLORIAN

OUTFIELDER | R/R | 5-7 | GRADUATE | KANNAPOLIS, N.C. | NORTHWEST CABARRUS HS / DUKE

# 99

### 2021 | GRADUATE

Played in 38 games off the bench and was MSU's most-used substitute ... had two pinch-hit at-bats ... made her collegiate debut as a pinch runner against **Miami (Ohio) (2/13)** on Opening Day and came around to score ... also pinch ran in the second game of the doubleheader ... pinch ran and scored against **Southern Illinois (2/21)** and **Missouri State (2/22)** ... came on as a pinch hitter against **MVSU (2/24)** and grounded out ... pinch ran and scored at **No. 7/7 Texas (2/27)** and against **Western Kentucky (3/6)** ... came off the bench as a runner twice against **No. 5/5 Florida (3/20-21)** ... pinch ran at **No. 15/15 Arkansas (3/26)** ... stole the first base of her career at **Southern Miss (3/31)** ... pinch ran and scored the walk-off, game-winning run in a collision at the plate against **Central Arkansas (4/7)** ... pinch ran and scored in Game 1 at **No. 18/19 Missouri (4/17)** ... played as a defensive replacement in left field in Game 2 ... remained in the game in right field after pinch running in the series finale against the **Tigers (4/18)** and recorded her first career putout ... pinch hit and played left field against **Jackson State (4/20)** ... scored as a pinch runner against **Texas A&M (4/24)** ... pinch ran and remained in the game in right field at **South Carolina (5/2)** ... pinch ran in all four games of the **NCAA Tournament (5/21-23)**.

### 2020 | JUNIOR (AT DUKE)

Did not play.

### 2019 | REDSHIRT SOPHOMORE (AT DUKE)

Did not play.

### 2018 | SOPHOMORE (AT DUKE)

Received a medical hardship waiver in Duke's inaugural season.

### CAREER HIGHS

At Bats	1	2x, last vs. Jackson State (4/20/21)
Runs Scored	1	9x, last vs. Texas A&M (4/24/21)
Stolen Bases	1	at Southern Miss (3/31/21)
Putouts	1	at Missouri (4/18/21)

### HONORS / AWARDS

2021 SEC First-Year Honor Roll





## ALLISON FLORIAN CONTINUED

## 2017 | FRESHMAN (AT DUKE)

Practiced with the team as Duke prepared for its inaugural season in 2018 ... one of three student-athletes to sign National Letters of Intent in November 2015 and enroll for the Fall 2016 semester.

## HIGH SCHOOL

Graduated from Northwest Cabarrus High School where she played her junior and senior seasons ... began her high school career at Cor Jesu Academy ... four-time all-conference selection ... hit .339 as a freshman ... earned all-district accolades as a sophomore after hitting for a .411 average with four triples and 16 stolen bases ... tabbed offensive player of the year and garnered first team Cabarrus County Dream Team accolades in 2015 ... recorded a .563 batting average six doubles, three triples and three home runs as a junior ... also totaled 22 runs and 19 RBI while posting an .859 slugging percentage and .587 on-base percentage ... posted a .493 average and .532 on-base percentage as a senior with 26 runs scored and 18 RBI ... hit eight doubles, six triples and four home runs for a .956 slugging percentage that year and turned six double plays before being named all-state ... played for the Lady Lightning NC on the travel ball circuit ... guided her squad to a fourth-place finish at the Triple Crown Nationals in 2015 and a third-place finish in 2016 ... team also finished in the top 13 at the 2016 PGF 18U Nationals.

## COMMUNITY SERVICE / ACADEMICS

Earned SEC First-Year Honor Roll honors in 2021 ... serves as the Community and Events chair with MSU's Student-Athlete Development department ... elected President of the Women in Business Organization while attending Auburn for graduate school in the fall 2020 semester ... graduated in May 2020 with her degree in psychology from Duke ... named to the ACC Academic Honor Roll while attending Duke ... interned in marketing and sales with The Seals Gasket Specialists ... studied abroad in Australia and served as a marketing intern with Duke Global Baton ... also helped with the Cleveland Indians' 2017 MLB Statistics Project working on predictive analysis ... named to the Dean's List with distinction ... volunteered as a coach for the American Lady Legion Post 51 junior and senior fastpitch teams, on which her sister played ... graduated Magna Cum Laude from her high school ... was named the 2015 Environmental Science Student of the Year and chosen to the all-state choir ... participated in the American Girl Fashion Show to raise money for infant loss awareness and support.

## PERSONAL

Born Allison Paige Florian on September 6, 1997 in St. Charles, Missouri ... daughter of Ken and Dawn Florian ... has a brother, Brendan, and a sister, Phoebe ... Phoebe also plays softball for MSU ... engaged to Alex Rodriguez ... pursuing a master's in business administration ... Twitter handle is @goforFLO ... chose No. 99 as a child because she did not want "anyone to be greater" than her ... has thrown out the first pitch at a St. Louis Cardinals game.

## FLORIAN'S CAREER HITTING/FIELDING STATS

YEAR	AVG	GP-GS	AB	R	H	2B	3B	HR	RBI	TB	SLG%	BB	HBP	SO	GDP	OB%	SF	SH	SB	ATT	PO	A	E	FLD%
2017*																								
2018*																								
2019*	.000	0-0	0	0	0	0	0	0	0	0	.000	0	0	0	0	.000	0	0	0	0	0	0	0	.000
2020*	.000	0-0	0	0	0	0	0	0	0	0	.000	0	0	0	0	.000	0	0	0	0	0	0	0	.000
2021	.000	38-0	2	9	0	0	0	0	0	0	.000	0	0	1	0	.000	0	0	1	3	1	0	0	1.000
<b>TOTAL</b>	<b>.000</b>	<b>38-0</b>	<b>2</b>	<b>9</b>	<b>0</b>	<b>0</b>	<b>0</b>	<b>0</b>	<b>0</b>	<b>0</b>	<b>.000</b>	<b>0</b>	<b>0</b>	<b>1</b>	<b>0</b>	<b>.000</b>	<b>0</b>	<b>0</b>	<b>1</b>	<b>3</b>	<b>1</b>	<b>0</b>	<b>0</b>	<b>1.000</b>

\*at Duke



## PHOEBE FLORIAN

UTILITY | L/R | 5-7 | REDSHIRT SOPHOMORE | KANNAPOLIS, N.C. | ARDREY KELL HS / AUBURN

# 21

### 2021 | SOHPMORE

Sat out the season due to SEC transfer rules.

### 2020 | FRESHMAN (AT AUBURN)

Appeared in 19 contests, seeing time as both a pinch runner and a pinch hitter ... scored five total runs ... drew one walk in her two plate appearances for a .500 on-base percentage ... closed the season 4-for-5 on stolen bases ... recorded one putout and one assist defensively ... made her collegiate debut as a pinch runner **vs. Liberty (2/8)**, scoring a run ... swiped her first stolen base and scored a run against **Alabama State (2/14)** ... also stole successfully the next day against the **Hornets (12/15)** ... drew a walk against **UNC Wilmington (2/15)** in her first collegiate plate appearance ... picked up an assist and a putout against **UNC Wilmington (2/16)** ... also stole bases **vs. Northwestern (2/21)** and against **Georgia Southern (2/28)** and scored against **Minnesota (2/28)**.

### HIGH SCHOOL

Prepped at Ardrey Kell High School ... hit .453 with eight home runs while going a perfect 18-for-18 on stolen base attempts as a senior ... was named team captain that year and led Ardrey Kell to a first-round victory in the state playoffs ... earned all-state, all-conference and all-district honors while winning the district Player of the Year award as a senior and being named to the Charlotte Observer's all-region first team ... was an all-conference selection and named the team's Offensive Player of the Year as a sophomore ... led the state in triples as a freshman and was named rookie of the year ... batted .338 that year and hit her first grand slam ... also played basketball and tennis for three years, being recognized as the basketball team's Defensive Player of the Year as a sophomore ... played for Carolina Elite on the travel ball circuit ... team advanced to the semifinals of the 2019 USA Softball Junior Olympic Cup and were runners-up in the 2018 Atlanta Legacy tournament ... also played with the American Lady Legion Post 51 softball team, winning the first Lady Legion State Championship in the country.

### COMMUNITY SERVICE / ACADEMICS

Named to the 2020 SEC First-Year Honor Roll ... participated in the American Girl Fashion Show to raise money for infant loss awareness and support.

### PERSONAL

Born Phoebe Rose Florian on Feb. 22, 2001 in St. Louis, Missouri ... daughter of Dawn and Ken Florian ... has one brother, Brendan, and one sister, Allison ... Allison also plays softball at MSU ... majoring in communication ... Twitter handle is @pflo9904 ... has thrown out the first pitch at a St. Louis Cardinals game.

### CAREER HIGHS

At Bats	1	vs. Binghamton (2/29/20)
Runs Scored	1	5x, last vs. Minnesota (2/28/20)
Walks	1	UNC Wilmington (2/15/20)
Stolen Bases	1	4x, last vs. Georgia Southern (2/28/20)
Putouts	1	UNC Wilmington (2/16/20)
Assists	1	UNC Wilmington (2/16/20)

### HONORS / AWARDS

2020 SEC First-Year Honor Roll

### FLORIAN'S CAREER HITTING/FIELDING STATS

YEAR	AVG	GP-GS	AB	R	H	2B	3B	HR	RBI	TB	SLG%	BB	HBP	SO	GDP	OB%	SF	SH	SB	ATT	PO	A	E	FLD%
2020*	.000	19-0	1	5	0	0	0	0	0	0	.000	1	0	1	0	.500	0	0	4	5	1	1	0	1.000
2021																								
--- REDSHIRT YEAR ---																								
TOTAL	.000	19-0	1	5	0	0	0	0	0	0	.000	1	0	1	0	.500	0	0	4	5	1	1	0	1.000

\*at Auburn





## KENLEY HAWK

PITCHER | R/R | 5-10 | JUNIOR | PALESTINE, ARK. | PALESTINE-WHEATLEY HS

# 53

### 2021 | SOPHOMORE

Made five appearances, starting one game ... threw 3.0 innings and earned the win against **MVSU (2/24)** ... threw 2.0 innings out of the bullpen at **No. 7/7 Texas (2/27)** ... drew her first start of the year against **Alcorn State (3/5)** ... struck out four of the seven she faced against **Jackson State (4/20)** in 2.0 scoreless innings ... made her SEC debut with 1.0 inning of relief work at **South Carolina (5/1)**.

### 2020 | FRESHMAN

Made six appearances, with two starts in the circle ... held opponents to a .173 batting average ... made her official collegiate debut, earning the win against **Alabama State (2/12)**, retiring three hitters in order on just nine pitches ... threw two innings in the exhibition vs. **Team USA (2/7)**, inducing two double plays ... made her first collegiate start, earning her second win against **Tennessee State (2/15)** and throwing 6.0 innings while allowing just two hits ... threw 2.0 hitless innings against **Alcorn State (3/1)**.

### HIGH SCHOOL

Prepped at Palestine-Wheatley ... ranked fifth in the nation by MaxPreps coming out of her junior season ... pitched eight no-hitters and 12 shutouts as a junior ... held a .543 batting average with 44 hits, 53 runs and 43 RBIs ... hit 10 homeruns ... earned an All-American Selection in the Small Schools division ... a four-time All-State selection ... played travel ball with Lady Lightning ... also captained Palestine-Wheatley's volleyball team.

### COMMUNITY SERVICE / ACADEMICS

Earned a spot on the 2021 SEC Honor Roll and 2020 SEC First-Year Honor Roll ... volunteers as a coach for elementary students.

### PERSONAL

Born Kenley Elizabeth Hawk on Jan. 21, 2001 to Perre and Heather Hawk ... has one sister, Karley ... majoring in educational psychology ... Twitter handle is @kenley\_hawk.

### CAREER HIGHS

Innings (Start)	6.0	Tennessee State (2/15/20)
Innings (Relief)	3.0	Miss. Valley State (2/24/21)
Strikeouts (Start)	5	Tennessee State (2/15/20)
Strikeouts (Relief)	4	2x, last vs. Jackson State (4/20/21)
Walks (Start)	2	vs. Tennessee State (2/15/20)
Walks (Relief)	3	2x, last at Texas (2/27/21)
Hits Allowed (Start)	3	2x, last vs. Alcorn State (3/6/21)
Hits Allowed (Relief)	5	at Texas (2/27/21)
Runs Allowed (Start)	4	vs. Alcorn State (3/6/21)
Runs Allowed (Relief)	5	at Texas (2/27/21)
Earned Runs (Start)	4	vs. Alcorn State (3/6/21)
Earned Runs (Relief)	5	at Texas (2/27/21)
Assists	2	2x, last vs. Miss. Valley St. (2/24/21)

### HONORS / AWARDS

2021 SEC Honor Roll

2020 SEC First-Year Honor Roll

### HAWK'S CAREER HITTING/FIELDING STATS

YEAR	AVG	GP-GS	AB	R	H	2B	3B	HR	RBI	TB	SLG%	BB	HBP	SO	GDP	OB%	SF	SH	SB	ATT	PO	A	E	FLD%
2020	.000	6-2	0	0	0	0	0	0	0	0	.000	0	0	0	0	.000	0	0	0	0	0	2	1	.667
2021	.000	6-1*	0	1	0	0	0	0	0	0	.000	0	0	0	0	.000	0	0	0	0	0	2	0	1.000
TOTAL	.000	12-3	0	1	0	0	0	0	0	0	.000	0	0	0	0	.000	0	0	0	0	0	4	1	.800

\*appeared in one game as a pinch runner

### HAWK'S CAREER PITCHING STATS

YEAR	ERA	W-L	APP	GS	CG	SHO	CBO	SV	IP	H	R	ER	BB	SO	2B	3B	HR	BF	B/Avg	WP	HBP	BK	SFA	SHA
2020	2.33	2-0	6	2	0	0	1	0	15.0	9	7	5	6	10	5	0	1	59	.173	0	0	0	0	1
2021	10.08	1-0	5	1	0	0	1	0	8.1	13	12	12	8	9	3	0	1	47	.361	6	2	0	0	1
<b>TOTAL</b>	<b>5.10</b>	<b>3-0</b>	<b>11</b>	<b>3</b>	<b>0</b>	<b>0</b>	<b>2</b>	<b>0</b>	<b>23.1</b>	<b>22</b>	<b>19</b>	<b>17</b>	<b>14</b>	<b>19</b>	<b>8</b>	<b>0</b>	<b>2</b>	<b>106</b>	<b>.250</b>	<b>6</b>	<b>2</b>	<b>0</b>	<b>0</b>	<b>2</b>



## MADISYN KENNEDY

INFILDER | R/R | 5-10 | JUNIOR | MONTGOMERY, ALA. | MACON EAST ACADEMY

# 18

### 2021 | SOPHOMORE

Played 52 games, starting 50 at shortstop ... missed the first eight games of the year with injury ... batted .206 (27-for-131) on the year ... fourth on the team in RBIs (24) and home runs (6) and fifth in slugging percentage (.382) ... led the team in sacrifice bunts (4) ... laid down a sacrifice bunt **at Texas State (2/26)** that resulted in a run one batter later ... drew a walk **at No. 7/7 Texas (2/27)** and was hit by a pitch **vs. Houston (2/27)** ... reached on a fielder's choice and scored **at No. 23/21 Baylor (2/28)** ... recorded her first hit of the year with a double down the left-field line against **Western Kentucky (3/6)** and hit a three-run home run in her next at-bat ... went 2-for-3 against **Alcorn State (3/6)** ... drove in a run with a single **at Alabama State (3/9)** ... laid down two sacrifice bunts against **No. 5/5 Florida (3/19)** ... recorded a career-high four putouts against the **Gators (3/20)** with a single and a hit-by-pitch ... was hit by a pitch and doubled home a run **at No. 15/15 Arkansas (3/27)** ... drove in the winning runs with an extra-innings double in the first game of the doubleheader **at North Alabama (4/3)** ... hit a pair of homers in first two at-bats of the second game for her career first multi-homer game ... collected a career-high four RBIs against the Lions and went 4-for-8 on the day with 10 total bases ... singled **at Southeastern Louisiana (4/5)** ... drew a walk against **Central Arkansas (4/7)** ... delivered a walk-off single against **Southern Miss (4/14)** for her third career game-winning RBI ... also drew a walk and turned an unassisted double play against the Golden Eagles ... was 2-for-3 with a double **at No. 18/19 Missouri (4/18)** ... had a career day in the doubleheader against **Jackson State (4/20)**, going 4-for-5 with two homers and a double to plate five runs ... drove an RBI single off the pitcher against **Texas A&M (4/23)** ... reached base three times without a hit against the **Aggies (4/24)** while driving in a run and making a diving catch in foul ground to preserve a tie ... was hit by a pitch to drive in a run in State's six-run first inning **at South Carolina (5/1)** ... singled home a run in State's six-run first inning against **No. 17/15 Tennessee (5/5)** ... hit .364 in the **NCAA Tournament (5/21-23)** with an .727 slugging percentage, both of which were second on the team ... also threw out two runners at the plate in the regional ... doubled home a run for her first career postseason RBI **vs. Boston University (5/21)** and added a single for her eighth multi-hit game of the year ... hit her first postseason home run **vs. Campbell (5/22)**.

### CAREER HIGHS

At Bats	5	at North Alabama (4/3/21)
Hits	3	UAB (2/28/20)
Runs Scored	3	UAB (2/28/20)
Runs Batted In	4	at North Alabama (4/3/21)
Doubles	1	8x, last vs. Boston University (5/21/21)
Home Runs	2	at North Alabama (4/3/21)
Walks	2	2x, last vs. Georgia (5/8/21)
Stolen Bases	1	02x, last vs. Miss. Valley St. (3/7/20)
Putouts	4	Florida (3/20/21)
Assists	6	at Alabama State (3/9/21)
Hitting Streak	7 gm	(2/21/20 vs. UC Riverside to 2/29/20 vs. Alcorn State)

### HONORS / AWARDS

2021 SEC Honor Roll

2020 SEC Freshman of the Week (Mar. 2)

2020 SEC First-Year Honor Roll





## MADISYN KENNEDY CONTINUED

## 2020 | FRESHMAN

Started all 28 games at shortstop ... doubled twice in a 3-for-6 day at the plate **vs. Liberty (2/8)** and **vs. Louisville (2/8)** ... scored two runs and drove in a pair that day while making a crucial play in the hole to cut down a runner at third ... hit her first career home run bring home three against **Alabama State (2/12)** and scored twice ... relayed Anna Kate Segars' throw home to cut down a runner out at the plate against **Tennessee State (2/15)** ... hit her third home run of the year **vs. UC Riverside (2/21)** and scored twice ... scored twice against **Central Arkansas (2/26)** including the tying run from second on a ball that deflected off the second baseman ... had a career-high three hits against **UAB (2/28)** on a perfect 3-for-3 night at the plate with three runs scored ... drove in two runs against **Alcorn State (2/29)** ... named **SEC Freshman of the Week (3/2)** after hitting .500 with four RBIs and a 1.150 OPS ... went 2-for-3 in the win against **Bryant (3/6)** ... went 2-for-2 against **MVSU (3/7)** with three RBIs and two runs scored ... also stole a base against the Devilettes.

## HIGH SCHOOL


Led Macon East Academy to three AISA Class 3A State Championships ... finished her junior season with seven homeruns ... held a .927 fielding percentage ... competed with the Alabama Birmingham Thunderbolts Premier where they win the 2018 16U PGF Premier National Championship ... also won four state championships in volleyball.

## COMMUNITY SERVICE / ACADEMICS

Earned a spot on the 2021 SEC Honor Roll and 2020 SEC First-Year Honor Roll ... volunteers with after school programs at the J.L. King Center.

## PERSONAL

Born Erin Madisyn Kennedy on Apr. 13, 2001, to Terry and Shannon Kennedy ... has three sisters, Deven, Ashtyn and Tiffany ... Deven played softball at Florida International ... majoring in kinesiology ... Twitter handle is @madisynk18.



## KENNEDY'S CAREER HITTING/FIELDING STATS

YEAR	AVG	GP-GS	AB	R	H	2B	3B	HR	RBI	TB	SLG%	BB	HBP	SO	GDP	OB%	SF	SH	SB	ATT	PO	A	E	FLD%
2020	.333	28-28	75	19	25	3	0	3	18	37	.493	6	2	13	0	.393	1	1	2	2	32	36	5	.932
2021	.206	52-50	131	15	27	5	0	6	24	50	.382	10	7	27	0	.297	0	4	0	0	64	81	12	.924
<b>TOTAL</b>	<b>.252</b>	<b>80-78</b>	<b>206</b>	<b>34</b>	<b>52</b>	<b>8</b>	<b>0</b>	<b>9</b>	<b>42</b>	<b>87</b>	<b>.422</b>	<b>16</b>	<b>9</b>	<b>40</b>	<b>0</b>	<b>.332</b>	<b>1</b>	<b>5</b>	<b>2</b>	<b>2</b>	<b>96</b>	<b>117</b>	<b>17</b>	<b>.926</b>



## CHLOE MALAU'ULU

OUTFIELDER | R/R | 5-7 | SENIOR | LONG BEACH, CALIF. | ST. ANTHONY HS

# 14

### 2021 | JUNIOR

Named to the SEC All-Defensive Team ... started all 60 games, splitting time at every outfield slot with the majority coming in left field ... batted .291 (55-for-189) on the year ... fourth on the team in batting average, slugging percentage (.402) and total bases (76) ... third on the team in hits, runs (39) and on-base percentage (.403) ... led the team with 13 doubles, which was tied for ninth in the SEC ... tied for seventh in the SEC with 14 hit-by-pitches in 2021, which was tied for sixth in MSU history ... picked up seven outfield assists on the year with six runners thrown out at the plate, which is tied for second in MSU single-season history ... scored the game-winning run a team-high 13 times ... reached base in a career-best 28 straight games, including the first 23 of the season, to tie for the seventh-longest streak in school history ... extended her hitting streak to a then-career-long six games against **Miami (Ohio) (2/13)** with two singles in the season opener ... threw out a runner at the plate in the eighth inning against **Southern Illinois (2/21)** ... hit a pair of doubles in three at-bats against **Missouri State (2/22)** ... scored two runs and stole two bases against **MVSU (2/22)** ... went 2-for-4 at **Texas State (2/26)** then singled and was hit by a pitch in the second game of the doubleheader ... drove in a run with a single at **No. 23/21 Baylor (2/28)** and reached on a fielder's choice ... also threw out a runner at the plate against the Bears for her second outfield assist of the year ... matched her career-long hitting streak at six games with a single at **No. 3/2 Alabama (3/3)** ... went 2-for-2 against **Alcorn State (3/5)** with a two-run homer ... went 3-for-3 with a walk and scored three runs against **Western Kentucky (3/6)** ... posted a triple and a double in a 2-for-4 night against **Alcorn State (3/6)** ... finished the **Bulldog Invitational (3/5-7)** with a .535 batting average and 1.000 slugging percentage ... was hit by a pair of pitches at **Alabama State (3/9)** to extend her reached-base streak ... was hit by a pitch and walked twice against **Memphis (3/10)** and stole a base ... hit a pair of singles at **Ole Miss (3/14)** ... saw her reached base streak end against **No. 5/5 Florida (3/19)** ... singled twice against the **Gators (3/20)** ... threw out a runner at the plate against **No. 5/5 Florida (3/21)** ... doubled at **No. 15/15 Arkansas (3/26)** ... walked, hit and stole a base on her way to scoring two runs at **North Alabama (4/3)** ... hit safely in a career-best seventh consecutive game at



### MSU CAREER RECORDS

Outfield Assists	8th	8
------------------	-----	---

### MSU SINGLE-SEASON RECORDS

Hit by Pitches	T-6th	14	2021
Outfield Assists	2nd	7	2021

### MSU NCAA TOURNAMENT RECORDS

Runs Scored (Tournament)	T-2nd	4	2021
Doubles (Tournament)	T-2nd	2	2021
Walks (Tournament)	T-5th	3	2021
Runs Scored (Game)	T-1st	3	May 22, 2021

### CAREER HIGHS

At Bats	6	at North Alabama (4/3/21)
Hits	3	3x, last vs. Jackson State (4/20/21)
Runs Scored	3	2x, last vs. Campbell (5/22/21)
Runs Batted In	4	vs. NC State (2/9/20)
Doubles	2	2x, last at Southeastern La. (4/5/21)
Triples	1	2x, last vs. Alcorn State (3/6/21)
Home Runs	1	5x, last vs. Alcorn State (3/5/21)
Walks	2	5x, last at South Carolina (5/1/21)
Stolen Bases	2	2x, last at Louisiana Tech (4/10/21)
Putouts	6	Georgia (5/8/21)
Assists	1	8x, last vs. Campbell (5/22/21)
Hitting Streak	6 gm	(3/26/21 at Arkansas to 4/5/21 vs. Southeastern La.)

### HONORS / AWARDS

2021 SEC All-Defensive Team (Right Field)  
 2021 SEC Honor Roll  
 2020 SEC Player of the Week (Mar. 2)  
 2020 SEC Honor Roll  
 2019 NFCA All-America Scholar Athlete  
 2019 SEC First-Year Honor Roll



## CHLOE MALAU'ULU CONTINUED

**Southeastern Louisiana (4/5)**, driving two doubles ... walked twice and scored the game-tying run in the seventh against **Central Arkansas (4/7)** ... scored the game-winning run after being hit by a pitch at **Louisiana Tech (4/10)** ... tied the game with a two-run single at **No. 18/19 Missouri (4/18)** ... went 3-for-3 with a double in the first game of the doubleheader against **Jackson State (4/20)** ... doubled, walk and scored against **Texas A&M (4/24)** ... drove in a run against the **Aggies (4/25)** ... went 2-for-5 with a double and an RBI at **South Carolina (4/30)** ... took two walks and scored the game's first run against the **Gamecocks (5/1)** ... had an RBI single, a walk and scored at **South Carolina (5/2)** and threw out a runner at third ... walked and scored to open Game 2 against **No. 17/15 Tennessee (5/5)** ... drove in the winning runs with a two-out, two-run double against **No. 22/24 Georgia (5/8)** ... went 2-for-3 with a double, a walk and a run scored against the **Bulldogs (5/9)** ... threw out a runner at the plate and scored the game-winning run in the NCAA Tournament opener vs. **Boston University (5/21)** ... went 2-for-3 with a walk vs. **Campbell (5/22)** and scored three times, which tied MSU's NCAA Tournament single-game record.

## 2020 | SOPHOMORE

Started in 27 games, splitting time between left and right field ... batted .342 with a .548 slugging percentage ... made the third start of her career and belted a home run for her first career hit in her first at-bat of the season (eighth of her career) vs. **Missouri State (2/7)** ... was one of two Bulldogs with a hit against **Team USA (2/7)**, recording a single against American legend Monica Abbott ... hit the 43rd grand slam in school history vs. **NC State (2/9)** ... it was State's second grand slam in as many days ... two of her three hits this season have left the park ... turned in her first multi-hit game against **Alabama State (2/12)** with a pair of RBI singles ... picked up her first career steal against **Tennessee State (2/16)** ... hit a solo home run for the only run of the game vs. **Oregon State (2/20)** ... saw her reached base streak reach eight straight games vs. **BYU (2/22)**, which is the third-longest stretch by a Bulldog this season ... made a diving catch to save a double down the right field line on the first batter of the game vs. **San Diego State (2/22)** ... turned in 2-for-3 effort at the plate with an RBI against **Central Arkansas (2/26)** for her second career multi-hit contest ... recorded a career-high three hits, including her first career triple, driving in a run in each at-bat against **UAB (2/28)** ... named **SEC Player of the Week (3/2)** following her performance in **The Snowman (2/28-3/1)** where she led MSU with a .667 batting average over the week, posted a .917 slugging percentage and a team-high .750 on-base percentage ... reached base in her first nine plate appearances of The Snowman and finished that five-game stretch reaching in 11-of-13 opportunities ... posted a 2-for-3 day against **UT Martin (3/2)** with an RBI double ... drove in a pair with a two-run single against **MVSU (3/6)** ... drove a leadoff single then scored the winning run in the first inning against **SE Missouri (3/8)**.

## 2019 | FRESHMAN

Appeared in 24 contests, primarily as a pinch runner and a reserve outfielder ... earned two starts as an outfielder over her debut season at State ... scored six runs and drew one walk over her 24 appearances ... held a perfect fielding percentage as an outfielder with nine putouts and an assist ... made her collegiate debut against **Middle Tennessee (2/8)** ... recorded the first putout of her career against **Valparaiso (2/9)** ... earned her first collegiate start as an outfielder against **SE Louisiana (2/24)** and recorded a career-high two putouts ... started against **Mississippi Valley State (3/8)**, scoring a career-high two runs and drawing a walk ... scored the game-winning run in a pinch-running appearance at **Central Arkansas (3/26)**.

## HIGH SCHOOL

Powerful hitter with lightning-quick speed that played her junior and senior seasons at St. Anthony ... began her high career with two strong seasons at Valley Christian High School, leading the squad to back-to-back league championships ... helped Valley Christian to the CIF-SS Championship as a sophomore ... honored with First Team All-League and All-CIF accolades ... helped St. Anthony to the 2017 Division 6 CIF-SS Championship as a junior with a team-leading 13 home runs ... led Valley Christian to the league championship in track and field and earned Most Improved honors ... standout for USA Athletics 18U Gold travel team under head coach Mike Rogers ... led the team to the 2017 PGF Platinum Division Championship game as the Gold finished runners-up ... strong showings in the Independence Day Tournament and Champions Cup, finishing fifth in both tournaments ... a staple at the top of the order for the Gold and held the team's highest batting average in 2017 ... also competed with the track and field program in the long jump, triple jump and the 4x400m relay.

## COMMUNITY SERVICE / ACADEMICS

Earned a spot on the 2021 and 2020 SEC Honor Roll ... named an NFCA All-America Scholar Athlete in 2019 ... also earned SEC First-Year Honor Roll recognition as a freshman ... interned with the Mississippi State compliance office in the fall of 2021 ... member of the National Honor Society in high school and served as president of the Pacific Islanders Club ... also volunteers with Beacon for Him.

## PERSONAL

Born Chloe Talia Malau'ulu on May 14, 2000, to George and Vivian Malau'ulu ... father was a standout quarterback for the University of Arizona ... has two brothers, Jordan and Koa, and a sister, Thessa ... aunt played volleyball at Oregon State ... hobbies include writing, playing instruments and singing ... majoring in business administration with a focus in sports media ... Twitter handle is @chloeetalia.



## MALAU'ULU'S CAREER HITTING/FIELDING STATS

YEAR	AVG	GP-GS	AB	R	H	2B	3B	HR	RBI	TB	SLG%	BB	HBP	SO	GDP	OB%	SF	SH	SB	ATT	PO	A	E	FLD%
2019	.000	24-2	7	6	0	0	0	0	0	0	.000	1	0	0	0	.125	0	0	0	0	9	1	0	1.000
2020	.342	27-27	73	13	25	4	1	3	18	40	.548	5	5	9	0	.422	0	1	2	3	35	0	1	.972
2021	.291	60-60	189	39	55	13	1	2	19	76	.402	22	14	26	1	.403	1	1	9	12	91	7	1	.990
TOTAL	.297	111-89	269	58	80	17	2	5	37	116	.431	28	19	35	1	.401	1	2	11	15	135	8	2	.986



## JACKIE MCKENNA

CATCHER / UTILITY | R/R | 5-5 | SENIOR | PARKLAND, FLA. | MARJORY STONEMAN DOUGLAS HS

# 44

### 2021 | JUNIOR


Played in 47 games, starting 16 in left field, 15 at catcher and 10 in right field ... batted .202 (23-for-114) on the year ... caught five runners stealing and picked off one from behind the plate ... played her first career games in the outfield and finished the year with three outfield assists ... ranked fifth on the team with four home runs ... came on as a defensive replacement in the season opener against **Miami (Ohio) (2/13)** ... started the second game of the doubleheader and hit a double and drove in two runs ... hit her first career home run against **Southern Illinois (2/21)** ... went 2-for-2 with a walk and two runs scored against **Alcorn State (3/5)** ... singled in her one at-bat against **Alcorn State (3/6)** ... pinch hit against **No. 5/5 Florida (3/20)** ... started behind the plate and singled at **No. 15/15 Arkansas (3/26)** ... played her first career game in the outfield, starting in right, against the **Razorbacks (3/27)** ... went 1-for-2 with a walk at **Southern Miss (3/31)** ... posted her second multi-hit game of the year at **North Alabama (4/3)** and doubled ... hit and RBI single and walked in the second game of the doubleheader ... singled at **Southeastern Louisiana (4/5)** ... went 1-for-2 with a home run and two hit by pitches at **Samford (4/13)** ... hit a three-run homer in Game 2 at **No. 18/19 Missouri (4/17)** and played all three outfield positions in that game, playing center field for one batter ... hit her fourth homer of the season and second in SEC play against **Texas A&M (4/24)** ... added a sacrifice fly to drive in two runs on the day ... singled home a run in State's six-run first inning at **South Carolina (5/1)** ... went 1-for-2 with a walk against the **Gamecocks (5/2)** ... drove in a run on a fielder's choice in State's six-run first inning against **No. 17/15 Tennessee (5/5)** ... delivered a two-run single as a pinch hitter against **No. 22/24 Georgia (5/7)** ... picked up her first career outfield assist, throwing a runner out at the plate **vs. No. RV/24 Ole Miss (5/12)** ... hit a two-out, two-run double to score all of MSU's runs **vs. No. 4/4 Florida (5/13)** ... scored from first in the NCAA Tournament win **vs. Boston University (5/21)** after drawing a walk ... drew a career-high two walks at **No. 7/5 Oklahoma State (5/22)**.

### CAREER HIGHS

At Bats	5	at North Alabama (4/3/21)
Hits	3	Miss. Valley St. (3/7/20)
Runs Scored	2	3x, last at Samford (4/13/21)
Runs Batted In	3	at Missouri (4/17/21)
Doubles	1	6x, last vs. Florida (5/13/21)
Home Runs	1	4x, last vs. Texas A&M (4/24/21)
Walks	2	at Oklahoma State (5/22/21)
Putouts	18	Miss. Valley St. (3/6/20)
Assists	3	Alcorn State (2/29/20)
Hitting Streak	4 gm	(2x, last 3/31/21 at Southern Miss to 4/5/21 at Southeastern La.)

### HONORS / AWARDS

2020-21 MSU Dowsing-Bell Perseverance Award  
 2021 SEC Honor Roll  
 2020 SEC Honor Roll  
 2019 SEC First-Year Honor Roll





## JACKIE MCKENNA CONTINUED

## 2020 | SOPHOMORE

Played in 16 games, making seven starts at catcher ... led the SEC in pickoffs (3) ... led MSU with a .435 batting average (10-for-23) ... went 3-for-6 as a pinch hitter ... picked off two runners in the same inning **vs. NC State (2/9)** ... recorded her first career hit with a pinch-hit single past the third baseman against **Tulsa (2/14)** ... pinch hit **vs. BYU (2/22)** and drove a double for her first career extra base hit ... pinch hit with an RBI single against **Central Arkansas (2/26)** ... went 2-for-3 with a double, run scored and RBI against **MVSU (3/6)** ... had a perfect 3-for-3 night at the plate with an RBI and a double against **MVSU (3/7)** ... led MSU with a .714 batting average in the **Bulldog Slamboree (3/6-3/8)**.

## 2019 | FRESHMAN

Appeared in seven games over her debut season at Mississippi State, earning two starts behind the dish ... recorded 22 putouts and three assists for a perfect fielding percentage behind the plate ... made her collegiate debut as a pinch hitter against **Valparaiso (2/9)** ... earned the first start of her career as a catcher against **Alabama State (2/20)**, tallying four putouts and an assist ... set a career-high with 10 putouts and added an assist in her start behind the plate against **Mississippi Valley State (3/10)**.

## HIGH SCHOOL

One of the top defensive players from the state of Florida that prepped at Marjory Stoneman Douglas under Brian Staubly ... served as team captain over her senior season ... led the Lady Eagles to the Class 8A District 11 Championship and the 2015 Region 3 Championship as a freshman ... appeared in 14 games and held a .633 average en route to earning SDHS Freshman of the Year and All-Broward County laurels ... helped the Lady Eagles to the district playoffs as a sophomore with help of her presence at the plate, holding a .314 average ... took home a second Class 8A District 11 Championship as a junior and led the Lady Eagles to a 23-6 record ... hit for a .378 average at the plate with 26 RBIs and earned First Team All-Broward County honors ... picked up her first All-State selection with a spot on the second team ... spent her travel ball career with the New Jersey Intensity under coach Eileen Hannigan ... paced the Intensity to a top-15 finish at the PGF National Championships.

## COMMUNITY SERVICE / ACADEMICS

Received MSU's Dowsing-Bell Perseverance Award in 2020-21, which recognizes one male and one female student-athlete whose determination to overcome obstacles is a testament to their tremendous character ... selected to the 2021 and 2020 SEC Honor Roll ... also earned a spot on the SEC First-Year Honor Roll in 2019 ... interned with the Starkville Police Department in Fall 2021 ... Academic Honor Roll member throughout her high school career ... finished in the top 20 percent of her high school class.

## PERSONAL

Born Jaclyn Maral McKenna on Mar. 4, 2000 to John and Christina McKenna ... father played baseball at Mercy College ... has two brothers, John and Chris ... John played baseball at Army West Point ... majoring in criminology ... Twitter handle is @jaackie44.

## MCKENNA'S CAREER HITTING/FIELDING STATS

YEAR	AVG	GP-GS	AB	R	H	2B	3B	HR	RBI	TB	SLG%	BB	HBP	SO	GDP	OB%	SF	SH	SB	ATT	PO	A	E	FLD%
2019	.000	7-2	10	0	0	0	0	0	0	0	.000	0	0	2	0	.000	0	0	0	0	22	3	0	1.000
2020	.435	16-7	23	6	10	3	0	0	4	13	.565	4	0	3	1	.519	0	0	0	0	60	7	0	1.000
2021	.202	47-41	114	15	23	3	0	4	17	38	.333	10	3	21	2	.281	1	3	0	0	152	15	7	.960
<b>TOTAL</b>	<b>.224</b>	<b>70-50</b>	<b>147</b>	<b>21</b>	<b>33</b>	<b>6</b>	<b>0</b>	<b>4</b>	<b>21</b>	<b>51</b>	<b>.347</b>	<b>14</b>	<b>3</b>	<b>26</b>	<b>3</b>	<b>.303</b>	<b>1</b>	<b>3</b>	<b>0</b>	<b>0</b>	<b>234</b>	<b>25</b>	<b>7</b>	<b>.974</b>



## ADDISON PURVIS

UTILITY | L/R | 5-4 | SOPHOMORE | SULLIVAN, MO. | SULLIVAN HS

00

### 2021 | FRESHMAN

Played in 26 games, making 17 starts at designated player ... batted .244 (11-for-45) on the year and was 3-for-8 as a pinch hitter ... pitched in relief twice, tossing 2.0 perfect innings with three strikeouts ... made her collegiate debut as a pinch hitter against **MVSU (2/22)** ... singled for her first career hit and RBI as a pinch hitter against **MVSU (2/24)** ... hit a pinch-hit, RBI double against **Alcorn State (3/5)** ... made her pitching debut at **Alabama State (3/9)**, tossing a three-up, three-down inning on 11 pitches ... pinch hit against **No. 5/5 Florida (3/20)** for her first SEC action ... also pinch hit at **Southern Miss (3/31)** and against **Central Arkansas (4/7)** ... pinch hit and drove in two runs with a two-out double in Game 1 at **No. 18/19 Missouri (4/17)** ... made her first career start in the second game of the doubleheader ... went 2-for-3 with two runs scored in the doubleheader against **Jackson State (4/20)** ... also pitched in relief against the Tigers, striking out all three batters she faced ... went 1-for-2 with two walks, including a bases-loaded one to score a run against **Texas A&M (4/24)** ... was walked four times and hit by a pitch in the series against the **Aggies (4/23-25)** ... went 1-for-3 with a walk at **South Carolina (4/30)** ... drew two walks, one with the bases loaded and scored a run against the **Gamecocks (5/1)** ... singled and scored in State's six-run first inning against **No. 17/15 Tennessee (5/5)** ... went 1-for-2 with a run scored against **No. 22/24 Georgia (5/8)** ... drove in the winning run with a groundout vs. **No. RV/24 Ole Miss (5/12)** in the SEC Tournament ... drew a walk as a pinch hitter and later scored in the NCAA Tournament win vs. **Campbell (5/22)**.

### HIGH SCHOOL

A four-year letter winner at Sullivan HS ... selected to STLToday's Missouri All-Decade Second Team ... served as team captain her senior season ... named FCR Player of the Year her senior, junior, and sophomore seasons ... earned first team all-state, first team all-conference, first team all-district and first team all-region all four years of high school ... named All-Area Player of the Year in 2017 and 2018 ... earned

### CAREER HIGHS

At Bats	3	6x, last vs. Georgia (5/7/21)
Hits	1	11x, last vs. Georgia (5/8/21)
Runs Scored	1	5x, last vs. Georgia (5/8/21)
Runs Batted In	2	at Missouri (4/17/21)
Doubles	1	2x, last at Missouri (4/17/21)
Walks	2	2x, last at South Carolina (5/1/21)
Hitting Streak	3 gm	(2x, last 4/24/21 vs. Texas A&M to 4/30/21 at South Carolina)
Innings (Relief)	1.0	2x, last vs. Jackson State (4/20/21)
Strikeouts (Relief)	3	Jackson State (4/20/21)





## ADDISON PURVIS CONTINUED

All-Metro Pitcher of the Year honors in 2018 and was a First Team All-Metro selection in 2017 ... named First Team All-Area and Second Team All-Metro in 2016 ... a MaxPreps.com National Player of the Week in 2018 ... played travel ball with Top Gun Fastpitch under Shannon Purvis, where her team won the USSSA National Championship in 2017.

## COMMUNITY SERVICE / ACADEMICS

Volunteers with the Special Olympics, Homers 4 Hope and youth softball camps ... was on the student council in high school.

## PERSONAL

Born Addison Faye Purvis on April 17, 2002 in Spring Valley, Illinois ... daughter of Shannon and Gina Purvis ... has a brother, Easton ... outside of softball, volunteers with the Special Olympics, Homers 4 Hope, youth softball camps and was on the student council in high school ... majoring in animal and dairy science ... Twitter handle is @addisofball00.

## PURVIS' CAREER HITTING/FIELDING STATS

YEAR	AVG	GP-GS	AB	R	H	2B	3B	HR	RBI	TB	SLG%	BB	HBP	SO	GDP	OB%	SF	SH	SB	ATT	PO	A	E	FLD%
2021	.244	26-17	45	7	11	2	0	0	6	13	.289	10	1	13	1	.393	0	0	0	0	0	0	0	.000
<b>TOTAL</b>	<b>.244</b>	<b>26-17</b>	<b>45</b>	<b>7</b>	<b>11</b>	<b>2</b>	<b>0</b>	<b>0</b>	<b>6</b>	<b>13</b>	<b>.289</b>	<b>10</b>	<b>1</b>	<b>13</b>	<b>1</b>	<b>.393</b>	<b>0</b>	<b>0</b>	<b>0</b>	<b>0</b>	<b>0</b>	<b>0</b>	<b>0</b>	<b>.000</b>

## PURVIS' CAREER PITCHING STATS

YEAR	ERA	W-L	APP	GS	CG	SHO	CBO	SV	IP	H	R	ER	BB	SO	2B	3B	HR	BF	B/Avg	WP	HBP	BK	SFA	SHA
2021	0.00	0-0	2	0	0	0	0	0	2.0	0	0	0	0	3	0	0	0	6	.000	0	0	0	0	0
<b>TOTAL</b>	<b>0.00</b>	<b>0-0</b>	<b>2</b>	<b>0</b>	<b>0</b>	<b>0</b>	<b>0</b>	<b>0</b>	<b>2.0</b>	<b>0</b>	<b>0</b>	<b>0</b>	<b>0</b>	<b>3</b>	<b>0</b>	<b>0</b>	<b>0</b>	<b>6</b>	<b>.000</b>	<b>0</b>	<b>0</b>	<b>0</b>	<b>0</b>	<b>0</b>



## ANNA KATE SEGARS

OUTFIELDER | L/L | 5-9 | SENIOR | MOULTON, ALA. | EAST LAWRENCE HS

# 7

### 2021 | JUNIOR

Played in 25 games, starting 24 between left and center field ... missed the final 34 games with injury ... batted .254 (17-for-67) on the year ... was hit by a pitch nine times ... doubled and drove home a run on a hit-by-pitch against **Miami (Ohio) (2/13)** ... doubled home a run in the second game against the RedHawks and scored twice ... went 2-for-3 against **Missouri State (2/22)** with two RBIs ... reached base safely in a career-best 14 straight games, dating back to 2020, but saw the streak end at **Texas State (2/26)** ... went 2-for-3 and was hit by a pitch in Game 2 against the Bobcats ... doubled off a runner following a flyout at **No. 7/7 Texas (2/27)** to end the inning ... hit her first home run of the year, a two-run shot, at **No. 23/21 Baylor (2/28)** ... scored twice after being walked and hit by a pitch against **Ball State (3/5)** ... hit a two-run homer and drew a walk against **Western Kentucky (3/7)** ... reached base in all five plate appearances at **Alabama State (3/9)**, while coming a double shy of the cycle ... recorded a career-high three hits against the Hornets and matched her career high with three RBIs while stealing a base ... hit an RBI double against **Memphis (3/10)** ... threw out a runner at the plate for her second outfield assist of the year at **Ole Miss (3/13)** ... picked up her third outfield assist of the year at **Ole Miss (3/14)**, cutting down a batter trying to stretch for a double.

### 2020 | SOPHOMORE

Played in 27 games, making 20 starts in the outfield ... also used as a pinch runner and defensive replacement ... scored 12 runs and hit at a .345 clip ... doubled home a run for her first hit of the year after entering as a pinch runner vs. **NC State (2/9)** ... started in center field and turned in a 2-for-4 outing against **Alabama State (2/12)** with a double and two runs scored ... hit .500 (4-for-8) over the span of the **Bulldog Kickoff Classic (2/14-2/16)** ... teamed up with Madisyn Kennedy to throw a runner out at the plate against **Tennessee State (2/15)** ... recorded her second career multi-hit game, going 2-for-3 with an RBI and a run scored against **Tennessee State (2/16)** ... singled for one of

### CAREER HIGHS

At Bats	4	6x, last at Alabama State (3/9/21)
Hits	3	at Alabama State (3/9/21)
Runs Scored	3	2x, last at Alabama State (3/9/21)
Runs Batted In	3	2x, last at Alabama State (3/9/21)
Doubles	1	7x, last vs. Memphis (3/10/21)
Triples	1	2x, last at Alabama State (3/9/21)
Home Runs	1	5x, last at Alabama State (3/9/21)
Walk	2	2x, last vs. Miss. Valley St. (3/7/20)
Stolen Bases	2	Miss. Valley St. (2/24/21)
Putouts	5	2x, last vs. Missouri (4/27/19)
Assists	1	4x, last at Ole Miss (3/14/21)
Hitting Streak	5 gm	(2x, last 3/6/21 vs. Western Kentucky to 3/10/21 vs. Memphis)

### HONORS / AWARDS

2021 SEC Honor Roll  
 2020 SEC Honor Roll  
 2019 SEC First-Year Honor Roll





## ANNA KATE SEGARS CONTINUED

State's two hits **vs. Oregon State (2/20)** ... went 1-for-3 with a RBI **vs. No. 15/17 Oregon (2/20)** ... reached base in 12 straight games **(2/16-3/1)**, State's longest streak of the year ... hit her first career home run against **Alcorn State (2/29)** ... hit a walk-off, two-run homer against **SE Missouri (3/7)** and was the only Bulldog with multiple hits in that game ... in her next plate appearance, tripled home three runs against **MVSU (3/7)** and went on to score three times.

## 2019 | FRESHMAN

Appeared in 42 contests, seeing time as a pinch hitter and reserve outfielder ... named to the 2019 SEC All-Freshman Team ... earned 11 starts as a true freshman as an outfielder, primarily in left field ... knocked six hits and scored six runs over her 35 plate appearances, while driving in two runs ... drew three walks and was hit by a pitch two times to hold a .275 on-base percentage ... recorded 36 putouts and held a .923 fielding percentage ... made her collegiate debut as a pinch runner against **Georgia Tech (2/25)**, scoring the first run of her Bulldog career ... earned the first start of her career against **UT Martin (3/5)**, recording her first collegiate hit and stolen base while scoring a career-high two runs ... recorded her first hit in SEC play with an RBI single against **No. 17 Ole Miss (4/19)** ... collected her first start in conference play against **Missouri (4/26)**, picking up an RBI and a run scored.

## HIGH SCHOOL

Standout on the Alabama softball scene with East Lawrence High School and was coached by her mother Marshela Segars ... four-time First Team All-State outfielder for the Eagles ... dominated as a freshman with a .594 batting average coupled with a .657 on-base percentage ... knocked a staggering 60 hits, including nine home runs ... selected to Moulton Advertiser's All-County and the Decatur Daily's First Team All-Area teams ... earned All-Tennessee Valley honors as a freshman ... turned in a .560 average at the plate with a .633 on-base percentage over her sophomore campaign ... repeated as a Decatur Daily First Team All-Area honoree ... crowned 2016 All-County Player of the Year by the Moulton Advertiser ... tied three state records in triples (10), runs scored (73) and walks (44) over her junior season ... held a .592 on-base percentage and added a .454 batting average with 32 stolen bases ... competed in the 2017 North-South All-Star game ... named the 2018 AHSAA 3A Hitter of the Year as a senior ... played travel ball as a member of the Alabama Sparks Elite 2000 under coach Slade Stewart ... led the Sparks to an 134-27 record during her tenure, which included a top-10 performance at 12U ASA Nationals and a top-25 finish at the PGF Nationals 14U ... turned in the best national finish for the Sparks in 2017 with a top-five showing at the PGF National 16U tournament ... also earned six letters as a power forward for the Eagles' basketball program ... an All-County and All-Area caliber player on the court that earned All-State Second Team accolades ... named Moulton Advertiser's 2016 Player of the Year after leading the Eagles to the Lawrence County Tournament Championship and was named the tournament's Most Valuable Player.

## COMMUNITY SERVICE / ACADEMICS


Selected to the 2021 and 2020 SEC Honor Roll ... also earned a spot on the SEC First-Year Honor Roll in 2019 ... spends time off the field volunteering with local youth softball and basketball leagues ... graduated 11th in her class at East Lawrence and served as the senior class president ... member of the East Lawrence Beta Club.

## PERSONAL

Born Anna Kate Segars on Aug. 23, 2000 to Chad and Marshela Segars ... has two brothers, Glavine and Lou ... majoring in educational psychology ... Twitter handle is @aksegars.

## SEGARS' CAREER HITTING/FIELDING STATS

YEAR	AVG	GP-GS	AB	R	H	2B	3B	HR	RBI	TB	SLG%	BB	HBP	SO	GDP	OB%	SF	SH	SB	ATT	PO	A	E	FLD%
2019	.171	42-11	35	6	6	0	0	0	2	6	.171	3	2	15	0	.275	0	1	1	1	36	0	3	.923
2020	.345	27-20	55	12	19	3	1	2	13	30	.545	9	3	15	0	.449	2	0	2	2	17	1	0	1.000
2021	.254	25-24	67	17	17	4	1	3	14	32	.478	8	9	10	0	.400	1	0	3	4	28	3	2	.939
<b>TOTAL</b>	<b>.268</b>	<b>94-55</b>	<b>157</b>	<b>35</b>	<b>42</b>	<b>7</b>	<b>2</b>	<b>5</b>	<b>29</b>	<b>68</b>	<b>.433</b>	<b>20</b>	<b>14</b>	<b>40</b>	<b>0</b>	<b>.392</b>	<b>3</b>	<b>1</b>	<b>6</b>	<b>7</b>	<b>81</b>	<b>4</b>	<b>5</b>	<b>.944</b>



## BRYLIE ST. CLAIR

OUTFIELDER | L/L | 5-5 | JUNIOR | SAND ROCK, ALA. | SAND ROCK HS

# 12

### 2021 | SOPHOMORE

Played in 50 games, making 20 starts ... batted .211 (12-for-57) on the year ... hit .294 in SEC play with a .353 slugging percentage ... had four RBIs and three stolen bases on the year ... started and went 2-for-3 at the plate against **MVSU (2/22)** with a stolen base ... also drove in two runs against the Devilettes ... went 2-for-3 with an RBI and run scored against **MVSU (2/24)** ... pinch hit and drove in a run against **Alcorn State (3/5)** ... stole a base the next day against the Lady Braves ... pinch ran and scored from second on a ball bobbled in the infield at **Alabama State (3/9)** ... started in center field against **No. 5/5 Florida (3/21)** and singled in two at-bats ... went 2-for-2 with a double and a bunt single at **No. 15/15 Arkansas (3/27)** while also reaching on a hit-by-pitch and scoring twice ... turned in a 2-for-3 day at **Southern Miss (3/31)** and added a sacrifice bunt ... drew a walk and scored at **Southeastern Louisiana (4/5)** ... drew a walk and scored at **Samford (4/13)** ... pinch ran and remained in the game in center field at **No. 18/19 Missouri (4/17)** ... played as a defensive replacement in center field against **Jackson State (4/20)** ... played center field as a substitute in all three games of the series against **Texas A&M (4/23-25)** ... pinch ran and scored before remaining in the game against the **Aggies (4/23)** ... came on as a defensive replacement in center field in the first two games at **South Carolina (4/30-5/1)** ... pinch ran and scored from first on a double in the series finale at **South Carolina (5/2)** and remained in the game in center field before picking up a single ... pinch ran then remained in the game in center field in both games against **No. 17/15 Tennessee (5/5)** ... made a run-saving diving catch in Game 1 against the Lady Vols that was the No. 3 play on SportsCenter's Top 10 that night ... picked up a hit after coming on as a defensive replacement against **No. 22/24 Georgia (5/7)** ... pinch ran and scored the game-winning run from first on a sacrifice fly and error against the **Bulldogs (5/9)** ... came on as a defensive replacement in all four **NCAA Tournament (5/21-23)** games.


### CAREER HIGHS

At Bats	4	at North Alabama (4/3/21)
Hits	2	5x, last at Southern Miss (3/31/21)
Runs Scored	2	4x, last at Arkansas (3/27/21)
Runs Batted In	2	Miss. Valley St. (2/22/21)
Doubles	1	2x, last at Arkansas (3/27/21)
Triples	1	Alabama State (2/12/20)
Walks	1	2x, last at Southeastern La. (4/5/21)
Stolen Bases	2	Miss. Valley St. (3/6/20)
Putouts	3	Tennessee (5/5/21)
Hitting Streak	3 gm	(3/1/20 vs. Alcorn State to 3/11/20 at Southern Miss)

### HONORS / AWARDS

2021 SEC Honor Roll

2020 SEC First-Year Honor Roll





## BRYLIE ST. CLAIR CONTINUED

## 2020 | FRESHMAN

Played in 22 games, making one start ... batted .417 (5-for-12) with 14 runs scored ... boasted an 1.167 OPS ... scored first career run **vs. Liberty (2/8)** ... tripled and drove in a run in her first career at-bat against **Alabama State (2/12)** ... made her first career start against **Alcorn State (3/1)**, going 2-for-3 with two runs scored and one batted in ... came on as a pinch runner against **MVSU (3/6)** and stole two bases before scoring a run ... pinch hit against **MVSU (3/7)** and went 1-for-2 with a single and a hit by pitch ... came on in the second inning **at Southern Miss (3/11)** and went 1-for-3 with two runs scored ... beat out an infield single for her fifth hit of the year.

## HIGH SCHOOL

A four-time First Team All-State outfielder from Sand Rock High School ... led the Wildcats to multiple championships over her tenure ... as a junior, led Sand Rock at the plate with a .604 batting average ... the Wildcats finished the season with a 14-12 record to win the 2018 Northeast Region Championship ... named a 2019 All-County, All-Area and All-Tournament Teams ... added 2018 First Team All-State laurels ... Sand Rock finished with a 21-21-1 record over her sophomore season ... closed her sophomore campaign with a .599 average at the plate as the Wildcats won county championship ... earned 2017 All-County, All-Area, All-Area Tournament and First Team All-State honors ... led Sand Rock to a 29-15 record and the Area 13 Championship as a freshman ... led the team at the plate her debut season with a .616 batting average ... brought home All-Area Most Valuable Player honors and her first First Team All-State selection ... played for the Birmingham Thunderbolts, compiling numerous top five finishes on the travel ball scene ... won the 2018 16U Premier National Championship with the Thunderbolts ... also lettered in basketball and cheerleading.

## COMMUNITY SERVICE / ACADEMICS

Earned a spot on both the 2021 SEC Honor Roll and the 2020 SEC First-Year Honor Roll ... involved in community service volunteering time in multiple projects including camp supervisor, KTH Color Run and Earth Day Clean Up.

## PERSONAL

Born Brylie Savanna St. Clair on Mar. 10, 2001, to Bert and Amy St. Clair ... has a brother, Slade ... majoring in communication.

## ST. CLAIR'S CAREER HITTING/FIELDING STATS

YEAR	AVG	GP-GS	AB	R	H	2B	3B	HR	RBI	TB	SLG%	BB	HBP	SO	GDP	OB%	SF	SH	SB	ATT	PO	A	E	FLD%
2020	.417	22-1	12	14	5	1	1	0	2	8	.667	1	1	0	0	.500	0	0	4	5	2	0	1	.667
2021	.211	50-20	57	15	12	1	0	0	4	13	.228	1	1	17	0	.237	0	1	3	4	25	0	2	.926
<b>TOTAL</b>	<b>.246</b>	<b>72-21</b>	<b>69</b>	<b>29</b>	<b>17</b>	<b>2</b>	<b>1</b>	<b>0</b>	<b>6</b>	<b>21</b>	<b>.304</b>	<b>2</b>	<b>2</b>	<b>17</b>	<b>0</b>	<b>.288</b>	<b>0\</b>	<b>1</b>	<b>7</b>	<b>9</b>	<b>27</b>	<b>0</b>	<b>3</b>	<b>.900</b>



## ASPEN WESLEY

PITCHER | R/R | 5-3 | JUNIOR | PHILADELPHIA, MISS. | NESHOPA CENTRAL HS

# 28

### 2021 | SOPHOMORE

Made 22 appearances, starting nine games ... third on the team with 47 strikeouts and 16 looking strikeouts ... finished the year as one of three pitchers in school history with a 0.00 career ERA in the NCAA Tournament (minimum 3.0 IP) ... went 5.0 innings to earn her first career win against **Missouri State (2/22)** while striking out a career-high eight batters ... struck out seven of the 12 batters she faced against **MVSU (2/24)** ... tossed 1.2 innings in relief at **Texas State (2/26)**, allowing two hits and one run but taking the loss ... returned to the circle for the second game of the doubleheader and allowed two hits ... tossed 4.0 one-hit innings against **Alcorn State (3/5)** while striking out a career-best nine batters ... sat down two of the four hitters she faced on strikes against **Memphis (3/10)** ... threw 2.0 scoreless innings against **No. 5/5 Florida (3/20)** ... struck out six of the eight batters she faced against **Jackson State (4/20)** while throwing 2.2 perfect innings ... threw 1.1 scoreless innings in relief with two strikeouts in the series against **Texas A&M (4/23-25)** ... tossed 2.0 innings in relief in the win at **South Carolina (5/1)** ... allowed one run in 4.0 innings to earn the win against **No. 22/24 Georgia (5/7)** ... pitched 2.0 scoreless innings, allowing two hits, at **No. 7/5 Oklahoma State (5/22)** while striking out a pair ... threw 3.0 innings to earn her first career postseason victory vs. **Campbell (5/22)**.

### 2020 | FRESHMAN

Made five appearances, including two starts ... made her official collegiate debut with the start against **Alabama State (2/12)**, striking out five in 3.0 innings of work ... also pitched a no-hit inning in the exhibition vs. **Team USA (2/7)** recording a strikeout of Michelle Moultrie ... started and threw 3.0 innings vs. **UC Riverside (2/21)** ... tossed 3.0 shutout innings, including one where she struck out the side in order, against **Alcorn State (2/29)** ... struck out a pair while retiring the four batters she faced in order against **Bryant (3/6)**.

### MSU NCAA TOURNAMENT RECORDS

ERA (Career - min. 3.0 IP)	T-1st	0.00
ERA (Tournament - min. 1.0 IP)	T-1st	0.00
		2021

### CAREER HIGHS

Innings (Start)	5.0	Missouri State (2/22/21)
Innings (Relief)	3.0	Alcorn State (2/29/20)
Strikeouts (Start)	9	Alcorn State (3/5/21)
Strikeouts (Relief)	6	Jackson State (4/20/21)
Walks (Start)	3	Missouri State (2/22/21)
Walks (Relief)	1	6x, last at Oklahoma State (5/22/21)
Hits Allowed (Start)	5	at Alabama (3/3/21)
Hits Allowed (Relief)	4	at Ole Miss (3/15/21)
Runs Allowed (Start)	4	at Alabama (3/3/21)
Runs Allowed (Relief)	4	at Ole Miss (3/15/21)
Earned Runs (Start)	3	at Ole Miss (3/14/21)
Earned Runs (Relief)	4	at Ole Miss (3/15/21)
Putouts	1	3x, last vs. Alcorn State (3/5/21)
Assists	1	5x, last at South Carolina (5/1/21)

### HONORS / AWARDS

2020 SEC First-Year Honor Roll





## ASPEN WELSEY CONTINUED

### HIGH SCHOOL

Ranked 86th in the country by FloSoftball ... prepped at Neshoba Central High School, where she helped the Rockets to six consecutive 5A State Championships ... four-time Mississippi Gatorade Player of the Year ... received First Team All-State honors five times ... four-season All-American by MaxPreps ... tossed 15 shutouts and nine no-hitters as a junior ... struck out 349 batters as a sophomore ... played travel ball with the Alabama Sparks Elite.

### COMMUNITY SERVICE / ACADEMICS

Earned a spot on the 2020 SEC First-Year Honor Roll ... volunteers with Glow Run and other local activities.

### PERSONAL

Born Aspen Sage Wesley on Nov. 29, 2000, to Kent and Whitney Wesley ... has one brother, Gage ... majoring in kinesiology ... Twitter handle is @aspen\_wes.

## WESLEY'S CAREER HITTING/FIELDING STATS

YEAR	AVG	GP-GS	AB	R	H	2B	3B	HR	RBI	TB	SLG%	BB	HBP	SO	GDP	OB%	SF	SH	SB	ATT	PO	A	E	FLD%
2020	.000	5-2	0	0	0	0	0	0	0	0	.000	0	0	0	0	.000	0	0	0	0	1	0	0	1.000
2021	.000	22-9	0	0	0	0	0	0	0	0	.000	0	0	0	0	.000	0	0	0	0	2	5	1	.875
<b>TOTAL</b>	<b>.000</b>	<b>27-11</b>	<b>0</b>	<b>0</b>	<b>0</b>	<b>0</b>	<b>0</b>	<b>0</b>	<b>0</b>	<b>0</b>	<b>.000</b>	<b>0</b>	<b>0</b>	<b>0</b>	<b>0</b>	<b>.000</b>	<b>0</b>	<b>0</b>	<b>0</b>	<b>0</b>	<b>3</b>	<b>5</b>	<b>1</b>	<b>.889</b>

## WESLEY'S CAREER PITCHING STATS

YEAR	ERA	W-L	APP	GS	CG	SHO	CBO	SV	IP	H	R	ER	BB	SO	2B	3B	HR	BF	B/Avg	WP	HBP	BK	SFA	SHA
2020	2.47	0-0	5	2	0	0	0	0	11.1	7	4	4	5	13	2	0	0	46	.179	2	0	0	1	1
2021	3.20	5-4	22	9	0	0	4	0	46.0	46	23	21	21	47	12	1	3	205	.266	1	4	0	2	5
<b>TOTAL</b>	<b>3.05</b>	<b>5-4</b>	<b>27</b>	<b>11</b>	<b>0</b>	<b>0</b>	<b>4</b>	<b>0</b>	<b>57.1</b>	<b>53</b>	<b>27</b>	<b>25</b>	<b>26</b>	<b>60</b>	<b>14</b>	<b>1</b>	<b>3</b>	<b>251</b>	<b>.250</b>	<b>3</b>	<b>4</b>	<b>0</b>	<b>3</b>	<b>6</b>




## ANNIE WILLIS

PITCHER | R/R | 5-11 | GRADUATE | HUNTSVILLE, ALA. | WESTMINSTER CHRISTIAN ACADEMY / TROY

# 29

### 2021 | SENIOR

Made 32 appearances, including 22 starts ... won 17 games, which was tied for sixth in the SEC ... led the team with a 2.92 ERA, 151 strikeouts and was second with a 3.3 strikeout-walk ratio ... strikeouts ranked seventh in the SEC ... earned the win against **Miami (Ohio) (2/13)**, throwing 2.2 innings and striking out four ... struck out five over 3.0 innings against **Stephen F. Austin (2/21)** to earn the win ... scattered three hits over 3.0 innings in her first start of the year, earning the win against **MVSU (2/22)** ... allowed just four baserunners in a complete game shutout against **at Houston (2/27)** ... struck out four against the Cougars ... recorded her 100th strikeout as a Bulldog on her second punch out of the game against **Alcorn State (3/5)** and finished with six strikeouts in 6.0 innings of work ... tossed 6.0 scoreless innings in relief against **Alcorn State (3/6)** while striking out nine ... started and threw 6.0 innings, allowing one earned run, **at Alabama State (3/9)** ... struck out eight in 6.0 innings against **No. 5/5 Florida (3/19)** while allowing just one run ... worked out of a bases-loaded jam with no outs in the first without allowing a run against the Gators ... struck out a season-high 12 in a complete game **at No. 15/15 Arkansas (3/27)** while allowing two runs ... totaled 19 strikeouts in the series against the **Razorbacks (3/26-28)** and was involved in 22 of 33 outs while she was in the circle (19 strikeouts, 1 putout, 2 assists) ... earned the win in relief **at Southern Miss (3/31)**, striking out seven in 4.0 innings and allowing just one baserunner ... picked up the win in relief **at North Alabama (4/3)**, striking out five in 2.2 innings ... allowed two hits in 3.0 innings to earn the win in the second game against the **Lions (4/3)** ... threw a complete game against **Central Arkansas (4/7)** with nine strikeouts ... threw her second career no-hitter while striking out 10 **at Louisiana Tech (4/10)** and allowing just two base runners ... threw an 8.0 inning complete game against **Southern Miss (4/14)**, allowing just two hits ... struck out 10 and walked none in a complete game **at No. 18/19 Missouri (4/17)** ... threw 4.0 shutout innings to earn the win **at South Carolina (5/1)** ... started the series finale against the **Gamecocks (5/2)** and went 3.0 innings with two hits allowed ... tossed 4.0 innings to earn the win against **No. 22/24 Georgia (5/9)** ... tossed 4.0 shutout innings with six strikeouts in a 5.0-inning outing in the SEC Tournament **vs. No. 4/4 Florida (5/13)** ... earned the win in the NCAA Tournament opener with 6.0 innings of one-run ball **vs. Boston University (5/21)** ... struck out six without walking a batter against the Terriers.



### MSU CAREER RECORDS

Solo No-Hitters	T-1st	2
Fewest Runs Allowed	1st	69
Strikeouts / 7 Inn.	2nd	8.26
Fewest Hits Allowed	6th	156
Opponent's Batting Avg.	7th	.226
ERA	10th	2.35

### MSU SINGLE-SEASON RECORDS

Fewest Runs Allowed	1st	10	2020
Fewest Walks	1st	8	2020
Opponent's Batting Avg.	1st	.169	2020
Strikeouts / 7 Inn.	1st	10.4	2020
ERA	2nd	0.80	2020
Fewest Walks / 7 Inn.	4th	1.06	2020
Looking Strikeouts	T-8th	34	2021
Strikeouts / 7 Inn.	10th	7.48	2021

### MSU SINGLE-GAME RECORDS

Strikeouts	1st	19	Mar. 6, 2020
------------	-----	----	--------------

### CAREER HIGHS

Innings (Start)	11.0	vs. Louisiana (3/24/18)
Innings (Relief)	6.0	Alcorn State (3/6/21)
Strikeouts (Start)	19	vs. Miss. Valley St. (3/7/20)
Strikeouts (Relief)	9	Alcorn State (3/7/21)
Walks (Start)	6	Southern Miss (4/14/21)
Walks (Relief)	4	at Missouri (4/18/21)
Hits Allowed (Start)	11	at Louisiana (3/16/19)
Hits Allowed (Relief)	7	at Baylor (2/28/21)
Runs Allowed (Start)	10	at Oklahoma State (5/23/21)
Runs Allowed (Relief)	5	at Baylor (2/28/21)
Earned Runs (Start)	9	at Oklahoma State (5/23/21)
Earned Runs (Relief)	4	vs. Texas State (5/11/18)
Putouts	2	vs. UT Martin (3/2/20)
Assists	4	2x, last at Louisiana (3/16/19)

### HONORS / AWARDS

2021 SEC Honor Roll
2020 SEC Pitcher of the Week - Mar. 2
2020 SEC First-Year Honor Roll



## ANNIE WILLIS CONTINUED

## 2020 | JUNIOR

Started seven games in the circle and came on in relief five times with one save ... boasted a 9-1 record with a 0.80 ERA, which was eighth in the NCAA ... averaged 10.4 strikeouts per seven innings, which ranked 19th in the nation ... strikeout-walk ratio (9.75) ranked seventh nationally and she was second in fielding independent pitching (0.82) ... fourth in the SEC in strikeouts (78) ... set single-season school records in strikeouts per seven innings, opponent's batting average (.169), fewest walks (8) and fewest runs (10) and is second in school history in ERA ... went 5.0 innings as the Opening Day starter **vs. Missouri State (2/7)**, striking out seven while walking just one ... game also marked the first win of her Bulldog career ... threw State's first seven-inning complete game of the year and the Bulldogs' second shutout while striking out 11 against **North Alabama (2/14)** ... averaged 13.0 strikeouts per seven innings over the course of the **Bulldog Kickoff Classic (2/14-2/16)** ... earned the win in relief with 4.0 innings of two-hit softball **vs. San Diego State (2/22)** ... struck out the side twice on her way to seven strikeouts and a win against **Central Arkansas (2/26)** ... earned her fifth win of the year in relief with 2.2 scoreless innings against **UAB (2/28)**, striking out six and allowed just one base runner on a two-out walk ... threw her second complete game of the year against **UT Martin (3/1)** allowing one run on two hits ... went 3-0 in **The Snowman (2/28-31)** with 12 strikeouts and two hits allowed in 10.2 innings ... named **SEC Pitcher of the Week (3/2)** after going 4-0 while allowing just six hits and one earned run with 16 strikeouts ... threw the 22nd no-hitter in school history against **MVSU (3/6)** while striking out an MSU single-game-record 19 batters ... went 6.2 innings against **SE Missouri (3/8)**, striking out 12 batters ... struck out 31 batters without walking one in 13.2 scoreless innings in the **Bulldog Slamboree (3/6-3/8)**.

## 2019 | SOPHOMORE (AT TROY)

Posted a 9-10 record while making 26 appearances in the circle and totaling 122.1 innings pitched ... struck out 104 batters while walking just 38 ... held opponents to a .222 average at the plate during her sophomore campaign ... threw six complete games, including one shutout ... struck out seven or more batters on seven different occasions ... struck out nine batters in consecutive games **at Florida A&M (2/20)** and **vs. North Dakota State (2/22)** ... ended the year on a run of 8.0 consecutive scoreless innings, all in relief.

## 2018 | FRESHMAN (AT TROY)

Earned the 2018 Sun Belt Freshman of the Year award and 2018 First Team All-Sun Belt honors ... started 27 of the 34 games she pitched ... finished the season with a 2.57 ERA and a 17-9 record ... led Troy with 117 strikeouts in 166 innings of work ... two-time Sun Belt Pitcher of the Week with standout performances in the Diamond 9 Classic and against **No. 21 Texas State** ... struck out 10 batters over 6.0 scoreless innings **vs. Fordham (3/3)** ... struck out four batters in seven innings in shutout victory against **No. 21 Texas State (4/28)**.

## HIGH SCHOOL

Played six seasons at Westminster Christian Academy ... led the Wildcats to two regional appearances as a freshman and junior and two state appearances as a sophomore and senior ... named 2017 ASWA Miss Softball as a senior ... three-time AWSA First Team All-State selection ... All-Area MVP as a sophomore and junior ... named 4A Player and Pitcher of the Year as a senior by ASWA ... AL.com's Huntsville Region Softball Player of the Year her senior year ... named to the MaxPreps 2017 High School Softball First Team as a senior and made the USA Today All-USA Softball Third Team ... finished her career with a 1.05 ERA with 79 shut-outs and 1870 strikeouts through 1167.2 innings of work ... recorded a .418 batting average with 244 RBIs, 75 doubles and 38 homeruns ... led the nation in strikeouts as a sophomore and junior with 495 and 583, respectively ... broke school records in career home runs (26), doubles (69), and strikeouts (1,432) ... broke state record for most consecutive games played with 263 (2012-2017) ... threw six perfect games over her high school career ... also played basketball for the Wildcats and was named to the Northeast Regional All-Tournament Team her junior season and All-Area and All-Tournament teams as a senior.

## COMMUNITY SERVICE / ACADEMICS

Selected to the 2021 SEC Honor Roll ... completed an internship with Kids to Love in 2021, helping with foster care programs ... graduated in August 2021 with her bachelor's degree in human development and family science ... earned a spot on the 2020 SEC First-Year Honor Roll.

## PERSONAL

Born Anna Louise Willis on Dec. 18, 1998, to Mike and Katie Willis ... has three brothers, Ben, Zac and Seth, and one sister, Meg ... sister played softball at Troy ... pursuing her master's in human development and family science.

## WILLIS' CAREER HITTING/FIELDING STATS

YEAR	AVG	GP-GS	AB	R	H	2B	3B	HR	RBI	TB	SLG%	BB	HBP	SO	GDP	OB%	SF	SH	SB	ATT	PO	A	E	FLD%
2018*	.000	34-27	0	0	0	0	0	0	0	0	.000	0	0	0	0	.000	0	0	0	0	4	15	1	.950
2019*	.000	26-23	0	0	0	0	0	0	0	0	.000	0	0	0	0	.000	0	0	0	0	4	14	1	.947
2020	.000	12-7	0	0	0	0	0	0	0	0	.000	0	0	0	0	.000	0	0	0	0	3	5	0	1.000
2021	.000	32-22	0	0	0	0	0	0	0	0	.000	0	0	0	0	.000	0	0	0	0	6	22	1	.966
<b>TOTAL</b>	<b>.000</b>	<b>104-79</b>	<b>0</b>	<b>0</b>	<b>0</b>	<b>0</b>	<b>0</b>	<b>0</b>	<b>0</b>	<b>0</b>	<b>.000</b>	<b>0</b>	<b>0</b>	<b>0</b>	<b>0</b>	<b>.000</b>	<b>0</b>	<b>0</b>	<b>0</b>	<b>0</b>	<b>17</b>	<b>56</b>	<b>3</b>	<b>.961</b>

\*at Troy

## WILLIS' CAREER PITCHING STATS

YEAR	ERA	W-L	APP	GS	CG	SHO	CBO	SV	IP	H	R	ER	BB	SO	2B	3B	HR	BF	B/Avg	WP	HBP	BK	SFA	SHA
2018*	2.57	17-9	34	27	13	4	2	0	166.0	142	70	61	58	117	23	6	12	680	.230	9	10	0	4	16
2019*	2.75	9-10	26	23	6	1	0	0	122.1	103	63	48	38	104	20	1	16	512	.222	5	13	0	1	8
2020	0.80	9-1	12	7	3	2	3	1	52.2	32	10	6	8	78	5	3	0	205	.169	2	4	0	1	3
2021	2.92	17-10	32	22	6	2	0	0	141.1	134	69	59	46	151	18	1	18	617	.246	10	16	0	4	7
<b>TOTAL</b>	<b>2.53</b>	<b>52-30</b>	<b>104</b>	<b>79</b>	<b>28</b>	<b>9</b>	<b>5</b>	<b>1</b>	<b>482.1</b>	<b>411</b>	<b>212</b>	<b>174</b>	<b>150</b>	<b>450</b>	<b>66</b>	<b>11</b>	<b>46</b>	<b>2014</b>	<b>.226</b>	<b>26</b>	<b>43</b>	<b>0</b>	<b>10</b>	<b>34</b>

\*at Troy



## MATALASI FAAPITO

PITCHER / INFILDER | R/R | 5-11 | JUNIOR | TEMECULA, CALIF. | GREAT OAK HS / NEW MEXICO STATE

# 34

### 2021 | SOPHOMORE (AT NEW MEXICO STATE)

Started all 52 games and posted a .399 batting average and 1.264 OPS, both of which led the team ... posted eight complete games and 67 strikeouts in the circle ... was the only player in the nation to hit 16 home runs and strikeout 60 or more batters ... named WAC Freshman of the Year and was one of 15 finalists for the NFCA/Schutt Sports Freshman of the Year award ... also earned First Team All-WAC honors ... led the WAC in slugging percentage (.791), hits (63), home runs (16) and total bases (125) ... slugging percentage ranked sixth in New Mexico State single-season history and home runs were seventh ... went 2-for-3 with a double **vs. Liberty (2/15)** ... picked up her first win of the year in a complete game **vs. FIU (2/26)** ... homered for the first time on the year **vs. Stetson (2/28)** ... threw a complete game **vs. Central Michigan (3/5)** to pick up the win while allowing just one run ... struck out a career-high nine in 9.0 innings **vs. FGCU (3/6)** ... drove in three runs **vs. Middle Tennessee (3/6)** while going 3-for-4 with a double and a home run ... surrendered just one run in an extra-innings loss **at South Florida (3/10)** while also going 3-for-4 with a home run and two walks at the plate ... homered in three straight games twice **at South Florida (3/10)** and **vs. Idaho State (3/19)** ... went 3-for-6 with four RBIs and six total bases **vs. Idaho State (3/19)** ... drove in a career-high five runs **vs. Idaho State (3/20)** while going 2-for-2 with a pair of walks ... game started a second three-game homer streak **vs. Idaho State (3/20-21)** and **at Portland State (3/23)** ... went 3-for-3 with a homer and a walk in the series opener against **Grand Canyon (4/2)** ... threw the Aggies first no-hitter since 2011 in a five-strikeout effort against **Tarleton State (4/16)** ... also went 2-for-3 at the plate in that game ... homered in both games of the doubleheader with **Utah Valley (4/30)** and was 4-for-8 on the day with four combined RBIs ... tossed 3.0 shutout frames to earn the win **vs. Utah Valley (5/14)** in the WAC Tournament.

### 2020 | FRESHMAN (AT NEW MEXICO STATE)

Played in 22 games, making 21 starts in the shortened season ... batted .403 on the year, which ranked third on the ... recorded an .823 slugging percentage and a .457 on-base percentage ... led the team with 23 RBIs on 25 hits, which ranked second on the squad ... tied for second on the team with seven home runs ... started 10 games in the circle and struck out 43 batters in 15 total appearances ... made her debut in the circle against **Nebraska (2/6)**, earning the win in 3.1 innings while also picking up her first career hit and RBI at the plate ... went 3-for-3



### HONORS / AWARDS

2021 NFCA/Shutt Sports Freshman of the Year Finalist\*

2021 NFCA All-Pacific Region First Team

2021 WAC Freshman of the Year\*

2021 All-WAC First Team

2021 WAC Pitcher of the Week – Apr. 19

2020 WAC Hitter of the Week – Feb. 10

*\*eligible for freshman awards due to COVID-19 pandemic*

### CAREER HIGHS

At Bats	6	vs. Idaho State (3/19/21)
Hits	3	2x, last vs. Utah Valley (4/30/21)
Runs Scored	3	Bradley (2/7/20)
Runs Batted In	5	vs. Idaho State (3/20/21)
Doubles	1	19x, last vs. Utah Valley (5/14/21)
Home Runs	2	Bradley (2/7/20)
Walks	2	6x, last vs. Grand Canyon (5/14/21)
Stolen Bases	1	at Portland State (3/23/21)
Putouts	1	7x, last at California Baptist (5/7/21)
Assists	3	2x, last vs. Idaho State (3/19/21)
Hitting Streak	14 gm	(3/20/21 vs. Idaho State to 4/16/21 vs. Tarleton State)
Innings (Start)	9.0	vs. FGCU (3/6/21)
Innings (Relief)	7.2	at South Florida (3/10/21)
Strikeouts (Start)	9	vs. FGCU (3/6/21)
Strikeouts (Relief)	5	at Houston (3/1/20)
Walks (Start)	5	vs. Seattle (5/15/21)
Walks (Relief)	3	5x, last at Arizona (4/10/21)
Hits Allowed (Start)	13	vs. Idaho State (3/19/21)
Hits Allowed (Relief)	10	Grand Canyon (4/2/21)
Runs Allowed (Start)	9	2x, last vs. Idaho State (3/19/21)
Runs Allowed (Relief)	4	2x, last at Arizona (4/10/21)
Earned Runs (Start)	7	2x, last at Arizona (4/9/21)
Earned Runs (Relief)	4	at Arizona (4/10/21)



## MATALASI FAAPITO CONTINUED

with two home runs and four RBIs against **Bradley (2/7)** in her second career game ... was 2-for-2 against **No. 24/20 Arkansas (2/8)** with a home run and a walk ... named the WAC Hitter of the Week (2/10) after going 8-for-10 with eight RBIs and four homers in her first week of college softball ... picked up a 3.0 inning save against **Omaha (2/14)** ... collected four RBIs **vs. Houston (3/1)** ... went 2-for-3 with a double **at No. 17/15 Arizona State (3/6)** ... tossed a perfect inning **vs. Oregon State (3/7)** to earn her second save ... threw a complete game **vs. Nebraska (3/8)** allowing one run on three hits and striking out six ... also went 2-for-3 at the plate against the Cornhuskers ... followed that performance with a complete-game victory against rival **New Mexico (3/11)**.

## HIGH SCHOOL

Attended Great Oak High School where she was a four-year letterwinner ... earned First Team All-Southwestern League honors for the 2016 and 2017 seasons ... received First Team All-Inland Empire honors and was named to the CIF First Team ... named the league MVP during her junior season... named a Second Team All-American as a senior after hitting .441 with 12 homers and 41 RBI ... played travel ball with Athletics Mercado/Smith and won two national titles.

## PERSONAL

Born Matalasi Anastacia Tafa-Iva Faapito on April 5, 2001 in Anaheim, California ... daughter of Nuuvai and Gertrude Faapito ... has a brother, Nuuvai Jr., played football at Colorado State ... cousin, Selina Ta'ami-lo, played softball at UCLA ... cousin, Sapule Ta'milo, played football at Eastern New Mexico... cousin, Juliano Falaniko, plays football at USC ... majoring in sociology ... Twitter handle is @matafaapito.

## FAAPITO'S CAREER HITTING/FIELDING STATS

YEAR	AVG	GP-GS	AB	R	H	2B	3B	HR	RBI	TB	SLG%	BB	HBP	SO	GDP	OB%	SF	SH	SB	ATT	PO	A	E	FLD%
2020*	.403	22-21	62	15	25	5	0	7	23	51	.823	7	0	7	1	.457	1	1	0	0	3	11	0	1.000
2021*	.399	52-52	158	28	63	14	0	16	37	125	.791	26	1	21	0	.479	3	0	2	3	4	30	1	.971
<b>TOTAL</b>	<b>.400</b>	<b>74-73</b>	<b>220</b>	<b>43</b>	<b>88</b>	<b>19</b>	<b>0</b>	<b>23</b>	<b>60</b>	<b>176</b>	<b>.800</b>	<b>33</b>	<b>1</b>	<b>28</b>	<b>1</b>	<b>.473</b>	<b>4</b>	<b>1</b>	<b>2</b>	<b>3</b>	<b>7</b>	<b>41</b>	<b>1</b>	<b>.980</b>

\*at New Mexico State

## FAAPITO'S CAREER PITCHING STATS

YEAR	ERA	W-L	APP	GS	CG	SHO	CBO	SV	IP	H	R	ER	BB	SO	2B	3B	HR	BF	B/Avg	WP	HBP	BK	SFA	SHA
2020*	4.36	4-4	15	10	2	0	0	2	69.0	79	48	43	23	43	13	3	9	313	.285	1	7	0	4	2
2021*	4.53	13-10	34	25	8	1	0	0	148.1	189	114	96	46	67	33	5	26	701	.307	2	17	0	8	14
<b>TOTAL</b>	<b>4.48</b>	<b>17-14</b>	<b>49</b>	<b>35</b>	<b>10</b>	<b>1</b>	<b>0</b>	<b>2</b>	<b>217.1</b>	<b>268</b>	<b>162</b>	<b>139</b>	<b>69</b>	<b>110</b>	<b>46</b>	<b>8</b>	<b>35</b>	<b>1014</b>	<b>.300</b>	<b>3</b>	<b>24</b>	<b>0</b>	<b>12</b>	<b>16</b>

\*at New Mexico State



## SHEA MORENO

INFIELDER | R/R | 5-9 | JUNIOR | SACRAMENTO, CALIF. | SHELDON HS / SEMINOLE STATE COLLEGE

# 42

### 2021 | SOPHOMORE (AT SEMINOLE STATE COLLEGE)

Played 46 games at third base while leading the nation with a .673 batting average, .709 on-base percentage and 1.280 slugging percentage ... named the NJCAA DI National Player of the Year and a First Team All-American ... earned Region II MVP honors ... also led the country in total bases (192) and RBIs (102) ... led Seminole State to the conference and regional titles and fifth-place finish at the national tournament ... recorded a hit in 42 of her 46 games with 35 multi-hit games ... posted a 40-game hitting streak (3/9-5/16) ... stole 36 bases and tallied 78 runs ... struck out just five times on the season ... posted a then-career-high six RBIs at Northern Oklahoma Tonkawa (3/11) while going 5-for-5 with a homer and a double ... matched that with a six-RBI day against Rose State (4/1) ... also went 5-for-5 at Connors State (4/26) with two home runs and five runs driven in ... picked up a career-high seven RBIs on a 4-for-4 effort while launching two home runs in a 17-1 win against UA Rich Mountain (5/5) ... stole a career-high three bases on three different occasions ... went 4-for-12 at the national tournament with a pair of doubles and three RBIs.

### 2020 | REDSHIRT FRESHMAN (AT SAN MATEO CC)

Played 23 games in the shortened season and posted a .487 batting average and .868 slugging percentage ... among California's top 10 in hits (37), home runs (6) and total bases (66) ... stole a state-leading 33 bases and scored 39 runs, which ranked second in the state ... collected 25 RBIs ... struck out just once on the year ... collected a season-high four RBIs on a 3-for-5 day that saw her triple, homer and score three times against Feather River (2/8) ... hit a grand slam against Redwoods (2/15) ... had a 4-for-4 day with five stolen bases, four runs scored and two RBIs in a 25-0 win against West Valley (2/25).

### 2010 | FRESHMAN (AT UCLA)

Redshirted the season after she did not see game action.

### HIGH SCHOOL

Four-year letterwinner at Sheldon High School ... named the 2018 Sacramento Bee Softball Player of the Year after batting .495 with seven homers, 49 RBIs, 11 doubles and 38 runs scored ... was a career .441 hitter with 129 career RBIs and 15 home runs ... also played volleyball for three seasons.

### COMMUNITY SERVICE / ACADEMICS

Volunteered with Project R.I.D.E., an organization that provides equestrian therapy for children and adults with special needs, in high school.

### PERSONAL

Born Shea Angelina Moreno on February 3, 2000 in Sacramento, California ... daughter of Krystal Moreno who played softball collegiately ... has a sister, Jordan ... intends to major in business at Mississippi State ... Twitter handle is @sheamoreno\_.

### HONORS / AWARDS

2021 NJCAA DI National Player of the Year  
 2021 NJCAA DI First Team All-American  
 2021 NJCAA DI Region II MVP  
 2021 NJCAA DI Region II All-Region Team





## BRI BOWER

PITCHER | R/R | 5-9 | FRESHMAN | LAKE IN THE HILLS, ILL. | HUNTLEY HS

22

### HIGH SCHOOL

The No. 33 prospect in the nation according to Extra Innings Softball and the No. 18 pitcher in the class ... named a First Team High School All-American in 2019 by both Extra Innings and MaxPreps ... was an NFCA Second Team All-Region selection the same year ... captained the Daily Herald Fox Valley All-Area team in 2019 and was named the Northwest Herald and Courier News Player of the Year ... selected to the All-State, All-Conference and All-Area first teams ... struck out 104 batters over 74 innings as a freshman for Huntley High School with a 2.17 ERA ... accumulated a school-record 353 strikeouts in 212.1 innings as a sophomore, which ranked ninth in the nation that year, while leading her team to a 27-5 record ... team won the 4A Illinois State Championship that year and was ranked No. 17 in the nation ... threw 12 shutouts, four no-hitters and two perfect games along with 20 games of 10 or more strikeouts ... threw a two-hit shutout with 13 strikeouts in the title game ... did not play a junior season due to the COVID-19 pandemic ... played travel ball with Indiana Magic Gold and won the Triple Crown Sports 16U Elite Championship in 2019 ... struck out 15 batters at PGF Nationals ... has totaled 538 strikeouts in her club career ... also played with USA Elite Select and was an Under Armour All-American ... also earned two letters in basketball.

### PERSONAL

Born Briana Bower on March 18, 2003 in Elgin, Illinois ... daughter of Lysle and Liana Bower ... father played football and ran track at North Park University ... has two brothers, Boston and Braylon, and a sister, Brooklyn ... took up softball after watching the Women's College World Series when she was seven years old and mimicking the pitchers' windups ... undecided on her intended major at Mississippi State ... Twitter handle is @briana\_bower22.



## SYDNEY CARTER

INFIELDER | R/R | 5-10 | FRESHMAN | MARIETTA, GA. | LASSITER HS

5

### HIGH SCHOOL

Played the corner infield spots at Lassiter High School and pitched ... considered the No. 82 infielder in the class ... team won the 6A State Championship in 2020 and a regional crown in 2018 ... ranked No. 12 in the nation by FloSoftball in 2017-18 ... named the Offensive Player of the Year and an All-State and All-Region selection in both 2018 and 2019 ... hit 16 home runs as a freshman ... totaled 23 RBI with six home runs and a .370 batting average as a senior ... named Scholar Athlete of the Year in every season ... played travel ball with the Atlanta Vipers - Cumming.

### COMMUNITY SERVICE / ACADEMICS

Member of the Spanish National Honor Society in high school.

### PERSONAL

Born Sydney Elizabeth Carter on September 28, 2002 in Marietta, Georgia ... daughter of Jeff and Tawnie Carter ... has two sisters, Morgan and Kaitlin ... intends to major in biology on the pre-med track at Mississippi State.



## SALEYNA DANIEL

OUTFIELDER | R/R | 5-7 | FRESHMAN | HOUSTON, TEXAS | STRATFORD HS

25

### HIGH SCHOOL

The No. 71 prospect in the class according to Extra Innings Softball and named the No. 12 outfielder in the country in 2019 by the outlet ... also ranked as the No. 23 outfielder in the class in 2020 ... played at Stratford High School where her team won the district championship in 2020 ... a two-time First Team All-District selection and was named to the Second Team once ... earned all-state honors as a utility player in her senior year ... named District Offensive Player of the Year in 2019 and District MVP in 2020 ... batted .457 with 21 RBI as a freshman and hit .362 with seven home runs as a sophomore ... had a breakout junior season, batting .657 on the year with nine home runs and 19 RBI ... played travel ball with Bombers Gold Burgess and won the 2020 Ronald McDonald Championship with an undefeated weekend ... team also won the College Classic in 2020 ... named to the PGF Nationals All-Tournament Team in 2018 after she posted a .511 batting average on the club circuit that season ... hit .398 with 20 RBI and five home runs for her travel team her sophomore year ... also played basketball and was in the marching band.

### PERSONAL

Born Saleyna Alexandria Daniel on March 12, 2003 in Houston, Texas ... daughter of Lavelle Daniel and Latoi Adams ... has two brothers, Kuinton and Kendrick ... intends to major in psychology at Mississippi State ... Twitter handle is @DanielSaleyna.



## RILEY HULL

CATCHER / INFIELDER | L/R | 5-5 | FRESHMAN | SOMERSET, KY. | PULASKI COUNTY HS

4

### HIGH SCHOOL

Considered the No. 38 prospect in the class by Extra Innings Softball and the No. 19 catcher ... named the All-Decade Player of the Year by the Commonwealth Journal ... played at Pulaski County High School where her team won the 2018 district title and was the regional runner-up in 2019 ... named the Kentucky Gatorade Player of the Year twice, in 2020 and 2021 ... entered her junior season as MaxPreps' No. 1 ranked player in the state ... named All-State in 2019 and won the Johnny Bench Award for the state of Kentucky ... member of the first class of female athletes to win the award and was recognized on-field by the Cincinnati Reds ... was also the All-County Player of the Year and named to the All-Region team that season after hitting .589 with a .953 slugging percentage ... also picked off eight runners and caught 10 stealing ... turned in a 51-hit campaign as a freshman with a .520 batting average to earn honorable mention All-State honors as well as All-District, All-Region and All-County selections ... did not play a junior season due to the COVID-19 pandemic ... has not struck out in her high school career ... played travel ball with the Tennessee Mojo and won the 2019 and 2020 USA Softball Junior Olympic Cup Championship where she called the team's games behind the plate ... also played with the Birmingham Thunderbolts, which finished as the runner up at the 2017 PGF Platinum Nationals.

### COMMUNITY SERVICE / ACADEMICS

Member of the National Honor Society ... boasted a 3.9 GPA in high school ... active with Fellowship of Christian Athletes, Future Business Leaders of America and DECA in high school.

### PERSONAL

Born Riley Makayla Hull on June 12, 2003 in Charlotte, North Carolina ... daughter of Joe Hull and Angie Taylor ... has a brothers, Brady, and a sister, Lex ... sister played softball at South Carolina and Jacksonville State ... intends to major in business at Mississippi State ... Twitter handle is @riley\_hull44.





## LEILANI PULEMAU

INFIELDER | R/R | 5-7 | FRESHMAN | GARDENA, CALIF. | CARSON HS

3

### HIGH SCHOOL

Ranked No. 64 in the class and the No. 50 infielder by Extra Innings Softball ... played at Carson High School where her team won the 2018 Marine League Championship ... named First Team All-Marine League and Rookie of the Year that season after batting .333 with a .463 slugging percentage ... earned Second Team All-Marine League honors in 2019 with a .349 average, .434 on-base percentage and .777 slugging percentage ... did not play her junior season due to the COVID-19 pandemic, but was named a team captain ... also voted team captain as a senior ... played travel ball with the SoCal Athletics Briggs where she was a team captain.

### COMMUNITY SERVICE / ACADEMICS

Three-time Silver Honor Roll selection in high school ... winner of her school's Most Influential Award in 2019.

### PERSONAL

Born Leilani Marie Pulemau on January 15, 2003 in Glendora, California ... daughter of Jeremiah and Shawndonna Pulemau ... has a brother, Mataio, and a sister, Cheyenne Rhodes ... intends to major in criminology at Mississippi State ... Twitter handle is @leilei2smoove.





## SAMANTHA RICKETTS

HEAD COACH | THIRD SEASON (EIGHTH AT MSU)

### THE RICKETTS FILE

Hometown	San Jose, Calif.
Education	University of Oklahoma, 2009 University of Oklahoma, 2011
Twitter	@Coach_Ricketts
Birthday	Dec. 29, 1986

### COACHING CAREER

SEASON	SCHOOL	POSITION
2019-prs.	Mississippi State	Head Coach
2018-19	Mississippi State	Associate Head Coach
2015-18	Mississippi State	Assistant Coach
2012-14	Wichita State	Assistant Coach
2009-11	Oklahoma	Graduate Assistant

### RICKETTS' HITTERS BY THE NUMBERS

62	All-Conference Academic Honors
22	Conference Players of the Week
20	All-Region Honors
20	All-Conference Honors
8	All-America Honors
7	Conference Tournament Team Selections
3	National Players of the Week
3	CoSIDA Academic All-District Selection
2	Conference Players of the Year
2	Conference All-Defensive Team Selections
1	Conference Freshman of the Year
1	Conference Tournament MVP

### CAREER RECORD

SEASON	SCHOOL	W-L	PCT.
2020	Mississippi State	25-3	.893
2021	Mississippi State	35-25	.583
<b>TOTAL</b>		<b>60-28</b>	<b>.682</b>

### CONFERENCE RECORD

SEASON	SCHOOL	W-L	PCT.
2020	Mississippi State	0-0	--
2021	Mississippi State	8-15	.348
<b>TOTAL</b>		<b>8-15</b>	<b>.348</b>

Samantha Ricketts, one of the rising coaching stars in college softball who has directed the most explosive offenses in Mississippi State history, was named the Bulldogs' sixth head softball coach, Director of Athletics John Cohen announced July 22, 2019.

In 2021, Ricketts led the Bulldogs through one of the hottest months in memory as State went 10-3 in May and finished the regular season with seven straight SEC victories, including five ranked wins. The run propelled MSU to its 16th NCAA Regional since 2000 and eighth berth in the last nine tournament fields.

The Bulldogs' strength of schedule ranked eighth in the nation that season, and MSU claimed 10 comeback victories. For the third consecutive season, Ricketts guided three or more players to NFCA All-Region honors.

In her first season at the helm, Ricketts got off to a start many only dream off. She became the fastest head coach in program history to reach 20 wins, doing so in 23 games and is the only coach in program history to have her team nationally ranked at some point during her first year.

Before the 2020 campaign was shortened due to the coronavirus pandemic, Ricketts led her team to a 25-3 record as the Bulldogs joined No. 1/1 UCLA as the only teams in the nation to win 25 games. Ricketts was the first first-year head coach since 1989 to lead the nation in wins. State finished No. 20 in the final polls, its highest final ranking in program history.

Ricketts earned her first career coaching victory in first career game on Feb. 7, 2020, against Missouri State en route to a 4-0 opening weekend to win the NFCA Leadoff Classic. State won four of five tournaments that year and was on a 14-game winning streak when the year ended, which was the fifth-longest streak in school history.

In a shortened season, MSU hitters set program records for team batting average (.326) and slugging percentage (.528) and their .399 on-base percentage was second. The Bulldogs were never shut out in 2020, and MSU's 28-game scoring streak ranked fourth in school history. In the circle, State set records in strikeouts per seven innings (9.27), fewest hits allowed (102) and opponent's batting average (.158) with the third-best ERA on record (1.36).

Ricketts served as MSU's assistant coach from 2015-18 focusing on hitting and recruiting before being promoted to associate head coach on July 30, 2018. The San Jose, California, native has been a part of one Women's College World Series appearance, seven NCAA Regional berths and two NCAA Super Regional appearances during her coaching career.

MSU has become of the nation's elite offensive teams under Ricketts' watch. Four of the top five single-season home run totals in program history have come under her watch, and the Bulldogs have broken the season record four times. MSU has hit at least one home run in 52.8 percent of its games (197-of-373) since Ricketts arrived as an assistant.

In her first season of 2015, the Bulldogs set new single-season records for home runs (54), batting average (.312), slugging percentage (.495), RBIs (294) and on-base percentage (.416). State also finished second in the MSU single-season record books for runs scored (326), doubles (84) and hit by pitches (72).

Two of Ricketts' most-notable protégés are Fa Leilua and Mia Davidson. The dynamic duo shattered program records from 2019-21. Most notably, Davidson broke Rafael Palmeiro's mark for the most home runs in a career by a Bulldog baseball or softball player. She enters the 2022 season just two long balls shy of the SEC softball career record.

In 2019, the pair produced State's first season with multiple NFCA All-Americans since 2008. Leilua closed 2019 with 22 total home runs, setting a new MSU junior record. The total ranked second in single-season history trailing only Davidson's SEC-single-season record of 26. Davidson was the lone player in the conference that year to record at least 60 RBIs, 60 hits and 50 runs scored in 2019. Additionally, in her first year under Ricketts, Davidson slugged a then-MSU single-season record 19 home runs and became just the third player in school history to be named SEC Freshman of the Year.

In 2017, Ricketts produced five starters that hit .300 or better to help lead the Bulldogs to an NCAA Regional. Ricketts guided Caroline Seitz to a breakout senior season that earned the Birmingham, Alabama, native first-team All-SEC honors. Seitz was the first Bulldog to earn the laurel since Chelsea Bramlett in 2010.

During the 2016 season, Ricketts' leadership led Kayla Winkfield to an SEC-leading six triples, which ranked among the nation's top 10. Winkfield finished in MSU's career top 10 for triples (10) and stolen bases (75).

Prior to joining the Bulldogs, Ricketts served as assistant coach at Wichita State from 2012-14, working with the team's hitters and consistently improving their production. Her last spring at WSU was her most successful as she helped the Shockers increase their overall win total by 15 games. WSU finished 21-6 in the Missouri Valley Conference in 2014 to win the program's first regular-season league title. Ricketts was part of the MVC Coaching Staff of the Year, helping to improve the Shockers from the ninth place in 2012, to eighth place in 2013, to MVC champs in 2014.



## SAMANTHA RICKETTS CONTINUED

Individually, Ricketts produced five starters who each hit better than .300 in 2014 after the squad did not have a batter hit over .300 in 2013. The Shockers scored 138 more runs, smashed 26 more home runs, hit 11 more doubles and added seven more triples from the previous season. Overall, the 2014 team established program single-season records for batting average, slugging percentage, on-base percentage, runs scored, hits, doubles, home runs, runs batted in and total bases.

Under Ricketts' guidance, Cacy Williams became the first student-athlete in MVC history to receive Player of the Year and Newcomer of the Year honors from the league in the same season. She broke the Wichita State single-season records for batting average (.424), slugging percentage (.812), on-base percentage (.531), total bases (138), runs scored (57), home runs (16) and RBI (47) in 2014.

Ricketts also owns professional softball coaching experience. She served as assistant coach for the USSSA Florida Pride of the NPF League. The squad claimed the regular season championship, and the staff was recognized as Coaching Staff of the Year.

At the conclusion of her four-year Oklahoma playing career in 2009, Ricketts was the record holder in career home runs (48) and runs batted in (239) while ranking third in extra-base hits (97), total bases (444), slugging percentage (.645) and on-base percentage (.461). She started 192 consecutive games and ended her career as the Big 12 career RBI leader.

On the field, Ricketts was a four-time All-Big 12 first team selection, a two-time All-American and a two-time Academic All-Big 12 first team honoree. In 2009, she was named to the NFCA All-America Team and NFCA All-Central Region first team while solidifying a spot as a top 10 finalist for the Lowe's Senior Class Award.

In 2008, she was named to the Preseason USA Softball National Player of the Year Watch List and ESPN.com's Preseason All-America second team. Ricketts ended her junior season with All-Big 12 Tournament honors. As a sophomore in 2007, Ricketts was a second-team All-American and first team NFCA All-Midwest Region selection. She became the first Sooner to be a top-three finalist for the USA Softball Player of the Year award after topping all Division I players in RBI during the regular season. She was the lone freshman in 2006 to earn All-Big 12 first team honors and was selected as a member of the NFCA All-Midwest Region squad.

Ricketts earned her bachelor's degree in sociology from Oklahoma in 2009 and her Master of Education in adult higher education with an emphasis in intercollegiate athletic administration in December of 2011.

Ricketts began her coaching career at her alma mater as a graduate assistant coach in 2010 and 2011. During that time, she played in the National Pro Fastpitch (NPF) league with the Akron Racers. She was the 12th overall pick in the 2009 NPF Draft.

Ricketts has three younger siblings who played collegiate athletics. Her sister, Stephanie, graduated in 2012 after an All-American pitching career at the University of Hawaii and her sister, Keilani, graduated from the Oklahoma and played for the USSSA Pride of the NPF and Shokki Softball in Japan. Keilani was the 2012 and 2013 USA Softball Collegiate Player of the Year and one of the most decorated players in USA Softball history. Her younger brother, Richard, played football at the Air Force Academy.

## MSU COACHING HIGHLIGHTS

NCAA Regional Appearances	5
NFCA All-South Region Selections	14
First Team All-SEC Selections	5
SEC All-Defensive Team Selections	2
Top 10 Finalist for Schutt Sports/NFCA Freshman of the Year	2018
SEC Freshman of the Year	2018
Top 10 Finalist for USA Softball Collegiate Player of the Year	2019

## WICHITA STATE COACHING HIGHLIGHTS

NCAA Regional Appearance (First in school history)	2014
Missouri Valley Conference Coaching Staff of the Year	2014
NFCA All-Region Selections	2

## OKLAHOMA COACHING HIGHLIGHTS

Women's College World Series Appearance	2011
Big 12 Tournament Championship	2011
NCAA Regional Championship	2010
All-Americans	6
NFCA All-Region Selections	7

## PLAYING CAREER HIGHLIGHTS

2009 NPF Draft	12th Overall (Akron Racers)
NFCA All-American	2007, 2009
USA Softball Collegiate Player of the Year Top 3 Finalist	2007
Lowe's Senior CLASS Award Top 10 Finalist	2009
First Team All-Big 12	2006-09
First Team Academic All-Big 12	2007-08
USA Softball National Player of the Year Watchlist	2008
ESPN Preseason Second Team All-American	2008
Big 12 All-Tournament Team	2008
NFCA All-Central Region First Team	2009
NFCA All-Midwest Region First Team	2006-07





## TYLER BRATTON

ASSISTANT COACH | NINTH SEASON

Tyler Bratton will enter his ninth season as an assistant coach with the Mississippi State softball program in 2021 after joining the staff in December of 2013.

Bratton, who works primarily with the outfielders, also handles State's defense, baserunning and assists with the offense as the team's third-base coach and shares recruiting responsibilities.

Over his eight years, Bratton has been responsible for developing both of MSU's SEC All-Defensive Team selections. In 2021, he guided Chloe Malau'ulu as she led the SEC in outfield assists and ranked second in the conference in outfield putouts. Amanda Ivy earned recognition in 2017, becoming the first player in program history to reel the laurel. Ivy robbed opponents of three home runs three over the season, and her wall-crashing catch against No. 24 Arkansas was voted SEC Softball Catch of the Year.

Bratton first coached third base in 2014 and 2015 then resumed third-base coaching duties in 2018. In his six years giving signs, Bratton's baserunners have achieved an 84.8 percent success rate on stolen base attempts (346-for-408). In 2020, the Bulldogs were an impressive 29-for-32 (90.6 percent) on stolen base attempts, highlighted by Candace Denis, who was a perfect 12-for-12 and ranked fourth in the conference in stolen bases.

The shortened 2020 season also saw Mia Davidson and Jackie McKenna combine to nab six runners stealing or with pickoffs, leading the SEC in both categories. MSU's .967 fielding percentage was the fourth-highest in school history.

Since 2016, State has turned 86 double plays, averaging one every 2.7 games. In that six-season span, 55 Bulldogs have completed error-free campaigns.

Over the 2017 season, MSU's defense turned in a .965 fielding percentage, which tied the 2003 squad for the fourth-highest fielding percentage in program history and was the highest fielding percentage by the team since Bratton's debut season in 2014 when the Bulldogs ranked seventh in the nation with a .976 fielding percentage as a team.

During his debut campaign with the softball squad, Bratton instilled a toughness in the team, as MSU batters were hit by a nation-high and school-record 88 pitches. State also set the SEC Tournament single-game record with eight HBPs against No. 16 Kentucky that spring. Those extra runners helped carry MSU to eight wins against

ranked opponents, tied for the second most in a year in program history.

With Bulldog baseball, Bratton consistently organized a top-10 strength of schedule, coordinated team travel arrangements and acted as the program's liaison with adidas. The West Point, Miss., native also aided in on-campus recruiting efforts, directed the team's video operations and oversaw all tasks associated with the day-to-day operation of the MSU baseball program.

Bratton was a three-year standout in baseball and football, playing outfield for Bill Miley at Oak Hill Academy in nearby West Point. He continued his baseball career in 2003 and 2004 at East Mississippi Community College, where he was coached by Bill Baldner. Bratton then came to MSU as an outfielder on Polk's 2006 team that advanced to the finals of the NCAA Clemson Regional.

At Mississippi State, Bratton earned an undergraduate degree in secondary education in 2007 and, in 2009, completed MSU graduate degree studies in sports administration. He and his wife, Lauren, reside in Starkville with his son, Maddux.







## JOSH JOHNSON

ASSISTANT COACH | THIRD SEASON

Josh Johnson, who joined Mississippi State's staff on August 27, 2019, has brought advanced technology and analytics to the Bulldogs' approach to player development.

Johnson is pursuing his doctorate in biomechanics at Mississippi State while working on research with State's Athlete Engineering department utilizing motion capture technology.

In just two seasons at MSU, Johnson has transformed the Bulldog pitching staff. The 2021 campaign saw State's pitchers posted the third-highest strikeout total (417) and No. 4 strikeouts per seven innings mark in program history (7.51). The pitchers also struck out a school-record 109 batters looking.

The turnaround began in the 2020 season. After finishing last or second to last in the SEC in nearly every pitching category the prior season, Johnson's group ascended to the top of the league.

In the circle, State set school records in strikeouts per seven innings (9.27), fewest hits allowed (102) and opponents' batting average (.158) with the third-best ERA on record (1.36). After finishing last in the SEC with 130 walks in 2019, the Bulldogs' pitching staff finished fourth with just 58 walks. The Bulldogs were fourth in the nation with a 1.36 ERA and second in the SEC in both strikeouts (245) and opponent's batting average (.158).

Johnson has guided Annie Willis to a pair of no-hitters and saw her break the MSU single-game record with 19 strikeouts in her first one. Willis was eighth in the nation in 2020 with a 0.80 ERA and ranked seventh in the country in strikeout-walk ratio (9.75). She finished second nationally in fielding independent pitching (0.82), which estimates the runs allowed per game based only on outcomes the pitcher can control such as walks, strikeouts and home runs.

As good as Willis was, Emily Williams was even better. In her first year under Johnson, she allowed just 2.30 hits per seven innings, which led the NCAA in 2020. Her ERA was third nationally, and her strikeouts per seven innings ranked seventh. She led the SEC with a .099 opponents' batting average.

Prior to MSU, Johnson spent four seasons as part of the Ball State's coaching staff as a pitching coach and was elevated to associate head coach prior to the 2019 campaign. In his tenure, the Cardinals compiled a 157-119 record and a 56-49 mark in Mid-American Conference play. He also helped guide Ball State to the 2018 MAC Western Division Crown.

His pitching staff registered 300-or-more strikeouts in each of his final three seasons, with all three totals ranking among the top five single-season marks in program history. His staff's ERA was also below 3.00 in each of those seasons. In 2018, the Cardinals turned in their lowest ERA under Johnson as their 2.48 ERA led the MAC.

Johnson helped Alyssa Rothwell develop into a shutdown closer over the 2019 campaign, setting a new Ball State and MAC single-season record with 14 saves on her way to breaking the NCAA career record two years later.

Prior to joining the staff at Ball State, Johnson served as the pitching coach at UTEP in 2014. Before his one season at UTEP, Johnson served as the top assistant and pitching coach at the Louisiana for the 2013 season, which saw the Ragin' Cajuns advance to the NCAA Ann Arbor Super Regional after winning the NCAA Baton Rouge Regional. Under his guidance, the Ragin' Cajuns pitching staff increased its strikeout total by 122 from the previous season, with Jordan Wallace ranking third nationally with 382 strikeouts.

Before arriving at Louisiana, Johnson spent three seasons as the head coach at Faulkner State Community College (2010-12) where his 119-60 career record made him the winningest coach in program history. His Sun Chiefs players would earn 14 National Junior College Athletic Association (NJCAA) All-America honors, while

breaking every team and individual batting, base running and pitching record on the books. His teams posted the two highest finishes in program history, including the school's first state championship appearance.

Johnson, who started his fastpitch softball career in 1995, played at the Major level of the North American Fastpitch Association (NAFA) from 2004-2017 as both a pitcher and an outfielder. A 16-time NAFA All-World Team selection, Johnson was inducted into the NAFA Hall of Fame in 2013 and was the association's Most Valuable Player in 2014. He has also competed in numerous tournaments for the United States Men's National Fastpitch Softball Team, most recently playing in the 2015 Pan American Games held in Toronto, Ontario.

As a student-athlete, Johnson was a four-year letterwinner and 1998 First Team All-Conference selection in baseball at the University of Wisconsin-Stout, where he earned his bachelor's in psychology in 2000 and his master's in Applied Psychology in 2003. Johnson also earned letters in cross country and track & field at Wisconsin-Stout, finishing his athletics career as the only 14-time varsity letterwinner in school history. He continues to hold the Blue Devils' program record in the indoor 1,000m run, at 2:31.92.

A native of Oregon, Wisconsin, Johnson is joined in Starkville by his wife, Jenny, and sons, Jake and Jett.





## DJ SANDERS

DIRECTOR OF SOFTBALL OPERATIONS | FIRST SEASON

DJ Sanders joined the Mississippi State softball staff in June 2021 following a standout collegiate career and a stop at Missouri where she served as a graduate assistant on the Tigers' staff.

Sanders was an All-American at Louisiana where she played her first three seasons as the starting shortstop. In her junior year and All-American season, Sanders led the NCAA in 29 home runs (29), RBIs (82) and slugging percentage (1.013). She also posted a career-high .388 average and a .524 on-base percentage. She started all 55 games and made just seven errors on her way to being named one of 10 finalists for the USA Softball National Player of the Year award and was the Sun Belt Conference Player of the Year. Sanders also played the USA Softball Junior National Team at the World Cup of Softball and Junior Women's World Championships in 2015.

Sanders transferred to Oregon for her senior season where she earned All-Pac-12 honors in 2018. In her lone season in Eugene, she hit .281 with a .614 slugging percentage while blasting 16 homers and collecting 51 RBIs in the Ducks' Pac-12 Championship season.

She was drafted No. 21 overall by the Chicago Bandits in the 2018 NPF Draft and played the summer of 2020 and 2021 with Athletes

Unlimited. She made her professional debut with NPF on June 16, 2018, and recorded her first career hit the next day. In her rookie season, Sanders batted .306 and ranked third on her squad in home runs.

Following graduation, Sanders got her start in coaching as a graduate assistant at Missouri, helping the Tigers to a 61-24 record in her two seasons.

In the summer of 2020, she finished 14th individually in Athletes Unlimited's inaugural season with 1,520 points. Sanders batted .333 with four homers over 14 games. The following year she tallied 1,352 points and finished 15th. She slugged a pair of homers and collected five RBIs in 11 games.

Joining the Bulldogs is a homecoming for Sanders who grew up less than an hour outside of Starkville in Columbus, Mississippi.



## JAMIE DESPORTE

DIRECTOR OF SOFTBALL OPERATIONS | FIRST SEASON

Jamie Desporte was hired as Director of Softball Operations in October 2021. She handles all team travel, equipment ordering and other operational duties.

Desporte previously served as a student manager in the Bulldogs' program before she graduated with an education degree in 2016. She then completed her master's degree in sports administration in 2021 through Arkansas State's online program.

After graduating from State, Desporte spent four years coaching middle school and high school softball at St. Martin Middle and St. Martin High in Ocean Springs, Mississippi. In addition to her coaching duties, she taught broadcast journalism classes.

Desporte played softball collegiately at Mississippi Gulf Coast Community College where she played in 30 games before transferring to Starkville and joining the Bulldogs.



## COACHING STAFF



### ALYSSA LOZA

GRADUATE ASSISTANT COACH | FIRST SEASON

Former Bulldog pitcher Alyssa Loza remained in Starkville as a graduate assistant following the 2021 season. Loza assists with travel operations and equipment and gives the Bulldogs another high-level pitcher for live batting practice sessions.

In her final collegiate season, Loza was a weapon out of the bullpen, collecting six saves, which ranked third in the nation. She was just the fourth Bulldog in program history to record six or more saves in a year. The month of May was especially strong for the fifth-year senior as she picked up five saves and a win in nine appearances with a 2.37 ERA.

Loza led all Bulldog pitchers with 21 relief appearances and struck out 44 batters in 54.0 innings.

In a shortened 2020 season, she came on in relief in three games and made four starts while allowing just three earned runs, which was tied for fifth in the SEC.

Loza transferred to MSU from Arizona State for the 2019 campaign. She made 23 appearances in the circle over her debut season with the Bulldogs, including nine starts, and posted an 8-2 record with

one save. She tossed five complete games, including two shutouts and the third perfect game in MSU history. Loza won seven consecutive games over her junior campaign, which was tied for 10th in Mississippi State single-season history and allowed a team-low 22 walks, the eighth-fewest walks allowed in MSU single-season history.

She pitched in 16 contests over two years at Arizona State with a 0.58 ERA as a sophomore and a team-leading 1.36 ERA as a freshman.

Loza has international experience as a member of the Mexican National Team and Junior National Team and competed at the 2017 Softball World Cup and Junior World Championships.

She was a three-time member of the SEC Honor Roll in her Bulldog career and graduated with dual bachelor's degrees in marketing and management in May 2021.

The daughter of Jose and Guadalupe Loza, she was born Alyssa Joann Loza on March 6, 1998. She has one sister, Azra. Loza is currently pursuing a master's in sports administration.

## STUDENT MANAGERS



**CHARLIE LATHAM**  
FIFTH YEAR



**PARKER GRAY**  
THIRD YEAR



**REBEKKAH ADICOFF**  
SECOND YEAR



**RACHEL BARBER**  
FIRST YEAR



**KAT WALLACE**  
FIRST YEAR

## ATHLETIC TRAINER



**MACY SIMONEAUX**  
FOURTH YEAR

## 2021 RESULTS



**2021 Mississippi State Softball**  
**Game Results for Mississippi State (as of May 23, 2021)**  
**(All games)**



Date	Opponent	Score	Inns	Overall	SEC	Pitcher of record	Attend	Time
Feb 13, 2021	MIAMI (OHIO)-1	w	10-9	7	1-0-0	A. Willis (W 1-0)	159	2:42
Feb 13, 2021	MIAMI (OHIO)-2	w	10-3	7	2-0-0	A. Loza (W 1-0)	280	2:32
1 Feb 21, 2021	STEPHEN F. AUSTIN	w	4-2	7	3-0-0	A. Willis (W 2-0)	250	2:24
1 Feb 21, 2021	SOUTHERN ILLINOIS	L	5-6	(8)	3-1-0	A. Loza (L 1-1)	98	2:36
1 Feb 22, 2021	MISSOURI STATE	w	5-0	7	4-1-0	A. Wesley (W 1-0)	88	2:04
1 Feb 22, 2021	MISS. VALLEY ST.	w	10-1	5	5-1-0	A. Willis (W 3-0)	46	1:49
Feb 24, 2021	MISS. VALLEY ST.	w	10-2	6	6-1-0	K. Hawk (W 1-0)	135	2:14
2 Feb 26, 2021	at Texas State-1	L	3-4	7	6-2-0	A. Wesley (L 1-1)	-	2:06
2 Feb 26, 2021	at Texas State-2	w	6-2	7	7-2-0	G. Fagan (W 1-0)	256	1:58
2 Feb 27, 2021	at #7 Texas	L	7-8	7	7-3-0	A. Loza (L 1-2)	352	2:24
2 Feb 27, 2021	vs Houston	w	3-0	7	8-3-0	A. Willis (W 4-0)	352	1:45
2 Feb 28, 2021	at #23 Baylor	L	6-10	7	8-4-0	G. Fagan (L 1-1)	248	2:18
Mar 03, 2021	at #3 Alabama	L	0-4	7	8-5-0	A. Wesley (L 1-2)	1121	2:00
3 Mar 05, 2021	BALL STATE	w	8-3	7	9-5-0	A. Willis (W 5-0)	179	2:25
3 Mar 05, 2021	ALCORN STATE	w	16-0	5	10-5-0	A. Wesley (W 2-2)	157	1:42
3 Mar 06, 2021	WESTERN KENTUCKY	w	10-0	5	11-5-0	E. Williams (W 1-0)	172	2:06
3 Mar 06, 2021	ALCORN STATE	w	6-5	(8)	12-5-0	A. Willis (W 6-0)	117	2:28
3 Mar 07, 2021	WESTERN KENTUCKY	w	5-4	7	13-5-0	E. Williams (W 2-0)	127	2:00
Mar 09, 2021	at Alabama State	w	10-4	7	14-5-0	A. Willis (W 7-0)	43	2:19
Mar 10, 2021	MEMPHIS	w	5-0	7	15-5-0	E. Williams (W 3-0)	112	2:20
* Mar 13, 2021	at Ole Miss	L	0-6	7	15-6-0	E. Williams (L 3-1)	437	1:59
* Mar 14, 2021	at Ole Miss	L	1-4	7	15-7-0	A. Wesley (L 2-3)	658	2:21
* Mar 15, 2021	at Ole Miss	L	0-8	5	15-8-0	E. Williams (L 3-2)	541	2:02
* Mar 19, 2021	#5 FLORIDA	L	0-1	7	15-9-0	A. Willis (L 7-1)	245	2:12
* Mar 20, 2021	#5 FLORIDA	L	0-10	7	15-10-0	A. Loza (L 1-3)	468	2:27
* Mar 21, 2021	#5 FLORIDA	L	0-8	5	15-11-0	A. Willis (L 7-2)	263	1:50
* Mar 26, 2021	at #15 Arkansas	L	0-2	7	15-12-0	A. Willis (L 7-3)	690	1:48
* Mar 27, 2021	at #15 Arkansas	L	7-8	7	15-13-0	A. Wesley (L 2-4)	704	2:24
* Mar 28, 2021	at #15 Arkansas	L	3-4	7	15-14-0	A. Willis (L 7-4)	701	2:05
Mar 31, 2021	at Southern Miss	w	2-1	(9)	16-14-0	A. Willis (W 8-4)	0	2:42
Apr 03, 2021	at North Alabama-1	w	9-7	(9)	17-14-0	A. Willis (W 9-4)	479	3:31
Apr 03, 2021	at North Alabama-2	w	9-1	5	18-14-0	A. Willis (W 10-4)	-	1:44
Apr 05, 2021	at Southeastern La.	L	4-6	7	18-15-0	E. Williams (L 3-3)	250	2:24
Apr 07, 2021	CENTRAL ARKANSAS	w	4-3	7	19-15-0	A. Willis (W 11-4)	66	2:18
Apr 10, 2021	at Louisiana Tech	w	2-0	7	20-15-0	A. Willis (W 12-4)	500	2:04
4 Apr 10, 2021	vs #1 Oklahoma	L	0-9	5	20-16-0	E. Williams (L 3-4)	500	1:37
Apr 13, 2021	at Samford	w	8-5	7	21-16-0	G. Fagan (W 2-1)	251	2:23
Apr 14, 2021	SOUTHERN MISS	w	3-2	(8)	22-16-0	A. Willis (W 13-4)	106	2:43
* Apr 17, 2021	at #18 Missouri-1	L	2-5	7	22-17-0	E. Williams (L 3-5)	454	2:14
* Apr 17, 2021	at #18 Missouri-2	L	3-4	7	22-18-0	A. Willis (L 13-5)	443	2:00
* Apr 18, 2021	at #18 Missouri	L	5-6	7	22-19-0	A. Willis (L 13-6)	457	2:40
Apr 20, 2021	JACKSON STATE-1	w	8-0	5	23-19-0	E. Williams (W 4-5)	77	1:17
Apr 20, 2021	JACKSON STATE-2	w	10-3	7	24-19-0	A. Wesley (W 3-4)	54	2:12
* Apr 23, 2021	TEXAS A&M	L	5-7	7	24-20-0	A. Willis (L 13-7)	183	2:31
* Apr 24, 2021	TEXAS A&M	w	8-1	7	25-20-0	E. Williams (W 5-5)	296	2:17
* Apr 25, 2021	TEXAS A&M	L	1-8	7	25-21-0	A. Willis (L 13-8)	245	2:47
* Apr 30, 2021	at South Carolina	L	7-8	7	25-22-0	A. Loza (L 1-4)	200	3:07
* May 01, 2021	at South Carolina	w	6-2	7	26-22-0	A. Willis (W 14-8)	200	2:27
* May 02, 2021	at South Carolina	w	7-1	7	27-22-0	A. Loza (W 2-4)	300	2:40
* May 05, 2021	#17 TENNESSEE-1	w	2-1	7	28-22-0	E. Williams (W 6-5)	96	1:57
* May 05, 2021	#17 TENNESSEE-2	w	6-2	7	29-22-0	A. Willis (W 15-8)	122	1:55
* May 07, 2021	#22 GEORGIA	w	4-2	7	30-22-0	A. Wesley (W 4-4)	301	2:28
* May 08, 2021	#22 GEORGIA	w	4-2	7	31-22-0	E. Williams (W 7-5)	383	2:17
* May 09, 2021	#22 GEORGIA	w	4-3	7	32-22-0	A. Willis (W 16-8)	285	2:11
^ May 12, 2021	vs Ole Miss	w	3-1	7	33-22-0	E. Williams (W 8-5)	0	2:24
^ May 13, 2021	vs #4 Florida	L	2-6	7	33-23-0	A. Willis (L 16-9)	0	1:57
! May 21, 2021	vs Boston University	w	3-1	7	34-23-0	A. Willis (W 17-9)	271	2:21
! May 22, 2021	at #7 Oklahoma State	L	3-9	7	34-24-0	E. Williams (L 8-6)	530	2:29
! May 22, 2021	vs Campbell	w	12-0	5	35-24-0	A. Wesley (W 5-4)	213	1:40
! May 23, 2021	at #7 Oklahoma State	L	2-10	5	35-25-0	A. Willis (L 17-10)	526	1:55

\* = Conference game

1 = The Snowman: Alex Wilcox Memorial (Starkville, Miss.)

2 = Lone Star State Invitational (Various Sites)

3 = Bulldog Invitational (Starkville, Miss.)

4 = Ruston, La.

^ = SEC Tournament (Tuscaloosa, Ala.)



## 2021 OVERALL STATS



**2021 Mississippi State Softball**  
**Overall Statistics for Mississippi State (as of May 23, 2021)**  
**(All games Sorted by Batting avg)**



Record: 35-25 Home: 22-6 Away: 9-17 Neutral: 4-2 SEC: 8-15

Player	avg	gp-gs	ab	r	h	2b	3b	hr	rbi	tb	slg%	bb	hp	so	gdp	ob%	sf	sh	sb-att	po	a	e	fld%
24 Fa Leilua	.343	60-60	169	41	58	5	0	20	48	123	.728	47	1	24	3	.482	3	0	4-5	308	9	5	.984
17 Carter Spexarth	.332	60-60	184	22	61	9	0	12	43	106	.576	15	6	21	7	.396	2	0	0-0	11	0	2	.846
33 Mia Davidson	.311	60-60	177	42	55	11	1	17	42	119	.672	30	7	30	1	.426	2	0	1-1	329	32	14	.963
14 Chloe Malau'ulu	.291	60-60	189	39	55	13	1	2	19	76	.402	22	14	26	1	.403	1	1	9-12	91	7	1	.990
6 Paige Cook	.265	60-60	170	29	45	6	2	3	19	64	.376	14	9	25	0	.352	0	2	3-4	66	59	13	.906
32 Montana Davidson	.252	58-57	159	23	40	6	1	3	21	57	.358	13	0	30	2	.308	0	2	4-4	43	85	14	.901
88 Christian Quinn	.250	53-30	80	17	20	4	0	0	9	24	.300	7	0	15	0	.310	0	3	5-5	28	2	1	.968
12 Brylie St. Clair	.211	50-20	57	15	12	1	0	0	4	13	.228	1	1	17	0	.237	0	1	3-4	25	0	2	.926
18 Madisyn Kennedy	.206	52-50	131	15	27	5	0	6	24	50	.382	10	7	27	0	.297	0	4	0-0	64	81	12	.924
44 Jackie McKenna	.202	47-41	114	15	23	3	0	4	17	38	.333	10	3	21	2	.281	1	3	0-0	152	15	7	.960
99 Allison Florian	.000	38-0	2	9	0	0	0	0	0	0	.000	0	0	1	0	.000	0	0	1-3	1	0	0	1.000
-----																							
20 Aquana Brownlee	.286	19-1	7	5	2	0	0	0	1	2	.286	0	0	2	0	.286	0	0	2-2	2	4	0	1.000
7 Anna Kate Segars	.254	25-24	67	17	17	4	1	3	14	32	.478	8	9	10	0	.400	1	0	3-4	28	3	2	.939
0 Addison Purvis	.244	26-17	45	7	11	2	0	0	6	13	.289	10	1	13	1	.393	0	0	0-0	0	0	0	.000
2 Kiki Edwards	.100	13-0	10	1	1	0	0	0	2	1	.100	1	2	1	1	.308	0	0	0-0	0	0	0	.000
9 Celeste Soliz	.000	8-0	2	0	0	0	0	0	1	0	.000	1	0	0	0	.333	0	0	0-0	6	0	0	1.000
53 Kenley Hawk	.000	1-0	0	1	0	0	0	0	0	0	.000	0	0	0	0	.000	0	0	0-0	0	2	0	1.000
31 Grace Fagan	.000	1-0	0	0	0	0	0	0	0	0	.000	0	0	0	0	.000	0	0	0-0	1	4	1	.833
Totals	.273	60	1563	298	427	69	6	70	270	718	.459	189	60	263	18	.371	10	16	35-44	1166	356	76	.952
Opponents	.247	60	1513	234	374	61	5	50	210	595	.393	163	43	417	1	.335	12	19	31-43	1154	401	72	.956

LOB - Team (387), Opp (351). DPs turned - Team (10), Opp (24). IBB - Team (3), F. Leilua 2, Mi. Davidson 1. Picked off - A. Florian 2, Mo. Davidson 1.

## (All games Sorted by Earned run avg)

Player	era	w-l	app	gs	cg	sho	sv	ip	h	r	er	bb	so	2b	3b	hr	b/avg	wp	hp	bk	sfa	sha
29 Annie Willis	2.92	17-10	32	22	6	2/0	0	141.1	134	69	59	46	151	18	1	18	.246	10	16	0	4	7
58 Emily Williams	3.89	8-6	29	18	3	0/4	0	104.1	93	70	58	51	128	17	1	18	.227	8	9	0	4	2
-----																						
0 Addison Purvis	0.00	0-0	2	0	0	0/0	0	2.0	0	0	0	0	3	0	0	0	.000	0	0	0	0	0
55 Kylie Taylor	0.00	0-0	1	1	0	0/0	0	1.1	2	3	0	1	1	0	0	1	.333	0	2	0	0	1
28 Aspen Wesley	3.20	5-4	22	9	0	0/4	0	46.0	46	23	21	21	47	12	1	3	.266	1	4	0	2	5
31 Grace Fagan	3.35	2-1	15	4	0	0/2	0	31.1	29	21	15	23	34	3	1	3	.248	9	2	0	2	0
98 Alyssa Loza	3.63	2-4	26	5	0	0/1	6	54.0	57	36	28	13	44	8	1	6	.257	1	8	0	0	3
53 Kenley Hawk	10.08	1-0	5	1	0	0/1	0	8.1	13	12	12	8	9	3	0	1	.361	6	2	0	0	1
Totals	3.46	35-25	60	60	9	8/6	6	388.2	374	234	192	163	417	61	5	50	.247	35	43	0	12	19
Opponents	4.57	25-35	60	60	19	8/4	12	384.2	427	298	251	189	263	69	6	70	.273	44	60	0	10	16

PB - Team (13), J. McKenna 9, Mi. Davidson 3, C. Soliz 1, Opp (3). Pickoffs - Team (1), J. McKenna 1, Opp (4). SBA/ATT - Mi. Davidson (20-27), J. McKenna (11-16), A. Willis (8-13), E. Williams (9-12), G. Fagan (6-9), A. Wesley (6-7), A. Loza (2-2).

## 2021 CONFERENCE ONLY STATS



**2021 Mississippi State Softball**  
**Conference statistics for Mississippi State (as of May 09, 2021)**  
**(SEC games only Sorted by Batting avg)**



Record: 8-15 Home: 6-5 Away: 2-10 SEC: 8-15

Player	avg	gp-gs	ab	r	h	2b	3b	hr	rbi	tb	slg%	bb	hp	so	gdp	ob%	sf	sh	sb-att	po	a	e	fld%
12 Brylie St. Clair	.294	20-6	17	5	5	1	0	0	0	6	.353	0	1	6	0	.333	0	0	0-0	12	0	1	.923
24 Fa Leilua	.288	23-23	59	10	17	0	0	6	14	35	.593	19	0	10	0	.456	1	0	0-0	116	0	3	.975
17 Carter Spexarth	.277	23-23	65	5	18	5	0	1	6	26	.400	5	3	11	4	.351	1	0	0-0	6	0	2	.750
33 Mia Davidson	.267	23-23	60	8	16	2	0	6	13	36	.600	9	4	10	0	.387	2	0	0-0	141	9	4	.974
14 Chloe Malau'ulu	.247	23-23	73	8	18	5	0	0	8	23	.315	6	4	6	1	.333	1	0	1-2	45	3	1	.980
6 Paige Cook	.246	23-23	61	10	15	2	0	0	2	17	.279	5	6	9	0	.361	0	1	0-1	24	24	5	.906
0 Addison Purvis	.219	15-13	32	3	7	1	0	0	4	8	.250	8	1	10	1	.390	0	0	0-0	0	0	0	.000
44 Jackie McKenna	.217	19-15	46	5	10	0	0	2	10	16	.348	3	0	7	1	.260	1	1	0-0	29	3	2	.941
32 Montana Davidson	.175	21-21	57	8	10	2	0	2	7	18	.316	3	0	11	0	.217	0	0	1-1	21	27	6	.889
88 Christian Quinn	.130	21-9	23	6	3	0	0	0	0	3	.130	0	0	5	0	.130	0	1	0-0	11	0	1	.917
18 Madisyn Kennedy	.105	23-23	57	4	6	2	0	0	5	8	.140	3	5	18	0	.215	0	3	0-0	29	37	3	.957
-----																							
7 Anna Kate Segars	.000	5-5	13	0	0	0	0	0	0	0	.000	0	1	2	0	.071	0	0	0-0	5	2	1	.875
2 Kiki Edwards	.000	6-0	5	0	0	0	0	0	0	0	.000	0	1	1	0	.167	0	0	0-0	0	0	0	.000
9 Celeste Soliz	.000	1-0	0	0	0	0	0	0	0	0	.000	0	0	0	0	.000	0	0	0-0	0	0	0	.000
20 Aquana Brownlee	.000	7-0	0	1	0	0	0	0	0	0	.000	0	0	0	0	.000	0	0	0-0	0	0	0	.000
99 Allison Florian	.000	10-0	0	2	0	0	0	0	0	0	.000	0	0	0	0	.000	0	0	0-0	1	0	0	1.000
Totals	.220	23	568	75	125	20	0	17	69	196	.345	61	26	106	7	.321	6	6	2-4	443	132	30	.950
Opponents	.270	23	597	103	161	25	2	25	99	265	.444	70	21	138	0	.362	8	3	6-10	453	137	17	.972

LOB - Team (139), Opp (153). DPs turned - Team (3), Opp (9). IBB - Team (3), F. Leilua 2, Mi. Davidson 1.

## (SEC games only Sorted by Earned run avg)

Player	era	w-l	app	gs	cg	sho	sv	ip	h	r	er	bb	so	2b	3b	hr	b/avg	wp	hp	bk	sfa	sha
98 Alyssa Loza	2.62	1-2	11	1	0	0/0	3	26.2	27	11	10	5	19	4	0	2	.245	1	6	0	0	0
29 Annie Willis	3.34	3-8	14	11	2	0/0	0	58.2	61	33	28	25	58	10	1	11	.266	4	9	0	3	1
58 Emily Williams	5.59	3-3	12	8	3	0/0	0	46.1	51	42	37	27	50	7	0	11	.264	4	4	0	4	0
-----																						
28 Aspen Wesley	6.66	1-2	9	2	0	0/0	0	13.2	20	13	13	8	11	3	1	1	.351	0	2	0	1	2
53 Kenley Hawk	7.00	0-0	1	0	0	0/0	0	1.0	1	1	1	1	0	1	0	0	.333	2	0	0	0	0
31 Grace Fagan	15.75	0-0	2	1	0	0/0	0	1.1	1	3	3	4	0	0	0	0	.200	0	0	0	0	0
Totals	4.36	8-15	23	23	5	0/0	3	147.2	161	103	92	70	138	25	2	25	.270	11	21	0	8	3
Opponents	2.83	15-8	23	23	7	6/3	8	151.0	125	75	61	61	106	20	0	17	.220	13	26	0	6	6

PB - Team (1), J. McKenna 1. SBA/ATT - Mi. Davidson (6-9), A. Willis (4-6), E. Williams (1-3), A. Wesley (1-1), J. McKenna (0-1).



## 2021 TEAM GAME-BY-GAME STATS

**2021 Mississippi State Softball**  
**Team Game-by-Game for Mississippi State (as of Dec 25, 2021)**  
**Batting (All games)**

Date	Opponent	ab	r	h	rbi	2b	3b	hr	tb	bb	ibb	sb	cs	hbp	sac	sf	gdp	k	po	a	e	lob	avg
Feb 13	MIAMI (OHIO)	31	10	10	10	1	0	1	14	9	0	2	0	2	0	0	0	5	21	8	1	12	.323
Feb 13	MIAMI (OHIO)	25	10	5	8	3	0	2	14	7	0	0	0	1	0	1	1	5	21	7	1	6	.268
Feb 21	STEPHEN F. AUSTIN	23	4	7	4	1	0	1	11	4	0	2	1	0	1	0	0	5	21	4	3	6	.278
Feb 21	SOUTHERN ILLINOIS	32	5	8	5	2	0	3	19	1	0	0	0	0	0	0	0	10	24	10	4	5	.270
Feb 22	MISSOURI STATE	27	5	10	5	3	0	0	13	1	0	0	0	2	0	0	1	1	21	3	0	7	.290
Feb 22	MISS. VALLEY ST.	20	10	7	8	0	0	1	10	6	0	6	0	1	0	0	0	2	15	4	0	5	.297
Feb 24	MISS. VALLEY ST.	30	10	12	5	2	1	0	16	1	0	7	0	1	0	0	0	3	18	5	2	5	.314
Feb 26	at Texas State	28	3	9	3	2	0	0	11	0	0	1	1	2	0	0	0	1	18	6	1	6	.315
Feb 26	at Texas State	28	6	9	6	2	0	3	20	3	0	1	1	2	1	0	0	5	21	11	0	7	.316
Feb 27	at Texas	31	7	10	7	1	0	1	14	1	0	0	0	1	0	0	1	9	18	10	1	5	.316
Feb 27	vs Houston	25	3	7	3	2	0	1	12	0	0	0	0	1	0	0	0	3	21	5	0	5	.313
Feb 28	at Baylor	31	6	9	6	0	0	3	18	1	0	0	0	1	0	0	0	6	18	6	2	6	.311
Mar 03	at Alabama	25	0	4	0	0	0	0	4	0	0	0	0	0	0	0	0	16	18	6	3	4	.301
Mar 05	BALL STATE	23	8	6	7	1	0	1	10	6	0	2	0	2	0	1	0	3	21	8	2	6	.298
Mar 05	ALCORN STATE	25	16	14	14	3	1	2	25	4	0	2	0	1	0	2	0	0	15	3	0	4	.314
Mar 06	WESTERN KENTUCKY	23	10	11	9	2	0	1	16	7	0	0	0	0	0	0	0	5	15	5	0	8	.323
Mar 06	ALCORN STATE	38	6	14	5	2	1	2	24	0	0	1	0	1	0	0	0	1	24	10	1	11	.327
Mar 07	WESTERN KENTUCKY	26	5	7	5	1	0	2	14	4	0	0	0	0	0	0	0	4	21	6	1	6	.324
Mar 09	at Alabama State	34	10	12	9	2	2	2	24	4	0	3	1	4	1	0	0	2	21	11	6	12	.326
Mar 10	MEMPHIS	25	5	9	3	2	0	0	11	8	0	1	0	2	0	0	1	5	21	2	1	12	.327
*Mar 13	at Ole Miss	24	0	2	0	1	0	0	3	1	0	0	0	1	0	0	0	4	18	8	1	5	.317
*Mar 14	at Ole Miss	27	1	7	1	0	0	0	7	1	0	0	0	2	0	0	0	6	18	8	0	8	.314
*Mar 15	at Ole Miss	17	0	2	0	1	0	0	3	1	0	0	0	2	0	0	0	5	14	2	0	5	.309
*Mar 19	FLORIDA	25	0	6	0	1	0	0	7	1	0	0	0	0	2	0	0	6	21	7	0	7	.306
*Mar 20	FLORIDA	23	0	4	0	0	0	0	4	1	0	0	0	3	0	0	2	7	21	4	5	6	.302
*Mar 21	FLORIDA	17	0	2	0	1	0	0	3	1	0	0	0	0	1	0	0	1	15	4	3	4	.297
*Mar 26	at Arkansas	25	0	4	0	1	0	0	5	1	0	0	0	2	0	0	0	6	18	3	0	7	.292
*Mar 27	at Arkansas	32	7	10	5	3	0	1	16	1	1	0	0	2	0	0	0	5	18	5	0	7	.293
*Mar 28	at Arkansas	24	3	4	3	0	0	2	10	2	0	0	1	0	0	0	0	9	18	3	1	2	.289
Mar 31	at Southern Miss	35	2	9	2	1	0	0	10	5	0	2	1	0	1	0	1	5	27	5	0	12	.288
Apr 03	at North Alabama	36	9	10	9	1	0	4	23	9	0	0	1	1	0	0	1	8	27	5	0	10	.287
Apr 03	at North Alabama	24	9	8	9	3	0	3	20	4	0	1	0	2	0	0	0	5	15	5	0	6	.289
Apr 05	at Southeastern La.	30	4	9	4	3	0	1	15	3	0	0	0	0	0	0	0	5	18	4	4	8	.289
Apr 07	CENTRAL ARKANSAS	26	4	5	3	1	0	2	12	6	0	0	0	0	0	0	0	5	21	8	1	9	.286
Apr 10	at Louisiana Tech	23	2	3	2	0	0	1	6	4	0	2	0	1	1	0	0	3	21	7	0	6	.283
Apr 10	vs Oklahoma	15	0	1	0	0	0	0	1	2	0	0	0	0	0	0	1	6	12	4	2	2	.279
Apr 13	at Samford	28	8	8	8	0	1	2	16	1	0	0	0	3	1	0	0	4	21	3	2	4	.279
Apr 14	SOUTHERN MISS	27	3	7	3	0	0	1	10	5	0	0	1	0	2	0	1	4	24	5	1	9	.279
*Apr 17	at Missouri	24	2	3	2	2	0	0	5	2	1	0	0	0	0	0	0	4	18	6	0	3	.275
*Apr 17	at Missouri	24	3	3	3	0	0	1	6	1	0	0	0	0	0	0	0	5	18	7	1	1	.272
*Apr 18	at Missouri	29	5	8	5	1	0	2	15	2	0	0	0	1	0	0	0	5	18	6	3	6	.272
Apr 20	JACKSON STATE	22	8	11	7	2	0	3	22	0	0	0	0	0	0	0	1	0	15	2	0	2	.276
Apr 20	JACKSON STATE	29	10	9	8	1	0	4	22	3	0	0	0	1	0	0	0	1	21	8	2	5	.277
*Apr 23	TEXAS A&M	26	5	7	5	0	0	3	16	2	0	0	0	4	1	0	1	1	21	6	0	7	.277
*Apr 24	TEXAS A&M	27	8	8	8	1	0	2	15	7	0	0	0	0	0	2	0	2	21	3	0	10	.278
*Apr 25	TEXAS A&M	23	1	3	1	0	0	0	3	3	1	0	0	2	0	0	1	6	21	7	2	6	.275
*Apr 30	at South Carolina	30	7	9	7	1	0	2	16	7	0	0	0	1	0	1	0	5	18	6	2	11	.275
*May 01	at South Carolina	25	6	4	6	0	0	0	4	6	0	0	0	2	0	0	0	4	21	8	0	6	.273
*May 02	at South Carolina	28	7	9	7	1	0	2	16	5	0	0	0	2	1	0	1	5	21	10	0	8	.274
*May 05	TENNESSEE	23	2	4	2	2	0	0	6	2	0	0	0	0	0	0	0	9	21	3	2	5	.272
*May 05	TENNESSEE	25	6	5	4	0	0	1	8	3	0	0	0	1	0	0	1	1	21	5	3	5	.271
*May 07	GEORGIA	22	4	6	4	0	0	0	6	3	0	1	0	0	0	2	0	4	21	7	3	5	.271
*May 08	GEORGIA	23	4	7	4	2	0	1	12	5	0	1	1	1	1	0	1	2	21	4	2	8	.272
*May 09	GEORGIA	25	4	8	2	2	0	0	10	3	0	0	0	0	0	1	0	4	21	10	2	7	.272
May 12	vs Ole Miss	27	3	8	3	1	0	1	12	3	0	0	0	0	1	0	0	2	21	9	2	7	.273
May 13	vs Florida	23	2	4	2	1	0	0	5	2	0	0	0	1	0	0	2	3	18	2	0	3	.271
May 21	vs Boston University	27	3	8	3	1	0	0	9	3	0	0	0	0	0	0	0	2	21	8	0	9	.272
May 22	at Oklahoma State	27	3	6	3	1	0	1	10	6	0	0	0	0	1	0	0	3	18	5	0	10	.271
May 22	vs Campbell	25	12	10	11	1	0	4	23	5	0	0	0	1	0	0	0	2	15	6	0	4	.273
May 23	at Oklahoma State	21	2	6	2	0	0	0	6	0	0	0	0	0	0	0	0	8	15	8	3	4	.273
Totals		1563	298	427	270	69	6	70	718	189	3	35	9	60	16	10	18	263	1166	356	76	387	.273

## 2021 TEAM GAME-BY-GAME STATS

**2021 Mississippi State Softball**  
**Team Game-by-Game for Mississippi State (as of Dec 25, 2021)**  
**Pitching (All games)**

Date	Opponent	ip	h	r	er	bb	so	2b	3b	hr	wp	bk	hbp	dp	ibb	score	w-l	sv	era
Feb 13	MIAMI (OHIO)	7.0	10	9	9	3	7	4	0	1	0	0	1	0	0	10-9	1-0	0	9.00
Feb 13	MIAMI (OHIO)	7.0	4	3	2	1	8	1	0	1	1	0	0	0	0	10-3	2-0	0	5.50
Feb 21	STEPHEN F. AUSTIN	7.0	3	2	1	2	11	1	0	0	3	0	3	0	0	4-2	3-0	0	4.00
Feb 21	SOUTHERN ILLINOIS	8.0	7	6	2	5	8	0	0	1	0	0	0	0	0	5-6	3-1	0	3.38
Feb 22	MISSOURI STATE	7.0	4	0	0	3	10	1	0	0	0	0	0	0	0	5-0	4-1	0	2.72
Feb 22	MISS. VALLEY ST.	5.0	3	1	1	2	7	2	0	0	1	0	0	0	0	10-1	5-1	0	2.56
Feb 24	MISS. VALLEY ST.	6.0	3	2	2	4	11	0	0	0	1	0	3	0	0	10-2	6-1	0	2.53
Feb 26	at Texas State	6.0	7	4	4	3	6	1	0	2	0	0	0	0	0	3-4	6-2	0	2.77
Feb 26	at Texas State	7.0	7	2	2	1	5	1	0	1	0	0	1	1	0	6-2	7-2	0	2.68
Feb 27	at Texas	6.0	11	8	7	5	5	1	0	3	2	0	0	1	0	7-8	7-3	0	3.18
Feb 27	vs Houston	7.0	3	0	0	0	4	0	0	0	0	0	1	0	0	3-0	8-3	0	2.88
Feb 28	at Baylor	6.0	12	10	10	3	4	1	0	0	1	0	1	0	0	6-10	8-4	0	3.54
Mar 03	at Alabama	6.0	5	4	2	2	4	0	0	0	0	0	0	0	0	0-4	8-5	0	3.46
Mar 05	BALL STATE	7.0	7	3	2	2	6	1	0	1	1	0	0	1	0	8-3	9-5	1	3.35
Mar 05	ALCORN STATE	5.0	1	0	0	0	3	9	1	0	0	2	0	0	0	16-0	10-5	1	3.18
Mar 06	WESTERN KENTUCKY	5.0	4	0	0	6	5	2	0	0	0	0	0	1	0	10-0	11-5	1	3.02
Mar 06	ALCORN STATE	8.0	6	5	5	2	12	2	0	0	2	0	1	0	0	6-5	12-5	1	3.12
Mar 07	WESTERN KENTUCKY	7.0	6	4	4	1	8	1	0	2	0	0	0	1	0	5-4	13-5	1	3.17
Mar 09	at Alabama State	7.0	7	4	1	0	4	0	0	0	0	0	0	0	0	10-4	14-5	1	3.05
Mar 10	MEMPHIS	7.0	3	0	0	3	12	1	1	0	0	0	0	0	0	5-0	15-5	1	2.89
*Mar 13	at Ole Miss	6.0	6	6	4	1	6	0	1	2	0	0	1	0	0	0-6	15-6	1	2.96
*Mar 14	at Ole Miss	6.0	6	4	4	5	6	0	0	0	1	0	2	0	0	1-4	15-7	1	3.03
*Mar 15	at Ole Miss	4.2	7	8	8	5	5	2	1	1	1	0	2	0	0	0-8	15-8	1	3.32
*Mar 19	FLORIDA	7.0	7	1	1	2	10	0	0	1	1	0	0	1	0	0-1	15-9	1	3.21
*Mar 20	FLORIDA	7.0	13	10	8	2	4	1	0	2	0	0	2	0	0	0-10	15-10	1	3.42
*Mar 21	FLORIDA	5.0	9	8	7	4	5	1	0	1	0	0	1	0	0	0-8	15-11	1	3.61
*Mar 26	at Arkansas	6.0	2	2	2	3	12	0	0	1	0	0	1	1	0	0-2	15-12	1	3.57
*Mar 27	at Arkansas	6.0	8	8	8	6	4	0	0	1	0	0	3	0	0	7-8	15-13	1	3.76
*Mar 28	at Arkansas	6.0	5	4	3	3	9	1	0	1	1	0	2	0	0	3-4	15-14	1	3.75
Mar 31	at Southern Miss	9.0	3	1	1	0	14	0	0	1	0	0	0	0	0	2-1	16-14	1	3.61
Apr 03	at North Alabama	9.0	10	7	7	3	15	0	1	2	0	0	1	0	0	9-7	17-14	1	3.70
Apr 03	at North Alabama	5.0	3	1	1	2	7	0	0	1	0	0	0	0	0	9-1	18-14	1	3.64
Apr 05	at Southeastern La.	6.0	6	6	3	6	9	0	1	0	3	0	1	0	0	4-6	18-15	1	3.64
Apr 07	CENTRAL ARKANSAS	7.0	6	3	3	2	9	0	0	1	0	0	1	0	0	4-3	19-15	1	3.62
Apr 10	at Louisiana Tech	7.0	0	0	0	1	10	0	0	0	0	0	1	0	0	2-0	20-15	1	3.51
Apr 10	vs Oklahoma	4.0	8	9	1	2	1	1	0	1	3	0	1	0	0	0-9	20-16	1	3.47
Apr 13	at Samford	7.0	8	5	3	4	9	2	0	0	2	0	0	0	0	8-5	21-16	1	3.46
Apr 14	SOUTHERN MISS	8.0	5	2	2	6	7	1	0	0	1	0	1	1	0	3-2	22-16	1	3.41
*Apr 17	at Missouri	6.0	8	5	5	2	6	0	0	4	0	0	0	0	0	2-5	22-17	1	3.46
*Apr 17	at Missouri	6.0	7	4	4	0	10	2	0	1	0	0	0	0	0	3-4	22-18	1	3.49
*Apr 18	at Missouri	6.0	6	6	4	7	2	1	0	0	0	0	0	0	0	5-6	22-19	1	3.52
Apr 20	JACKSON STATE	5.0	2	0	0	0	12	0	0	0	0	0	0	0	0	8-0	23-19	1	3.45
Apr 20	JACKSON STATE	7.0	2	3	0	4	12	0	0	1	0	0	2	0	0	10-3	24-19	1	3.37
*Apr 23	TEXAS A&M	7.0	7	7	7	5	8	2	0	3	0	0	1	0	0	5-7	24-20	1	3.45
*Apr 24	TEXAS A&M	7.0	4	1	1	4	7	1	0	0	0	0	0	0	0	8-1	25-20	1	3.40
*Apr 25	TEXAS A&M	7.0	12	8	6	5	11	1	0	3	2	0	1	0	0	1-8	25-21	1	3.46
*Apr 30	at South Carolina	6.0	12	8	8	2	3	2	0	1	0	0	1	0	0	7-8	25-22	1	3.57
*May 01	at South Carolina	7.0	9	2	2	2	3	3	0	0	2	0	0	0	0	6-2	26-22	1	3.54
*May 02	at South Carolina	7.0	4	1	1	3	4	0	0	0	0	0	2	0	0	7-1	27-22	1	3.48
*May 05	TENNESSEE	7.0	6	1	1	1	7	3	0	0	1	0	0	0	0	2-1	28-22	1	3.43
*May 05	TENNESSEE	7.0	8	2	1	0	2	3	0	0	0	0	0	0	0	6-2	29-22	2	3.38
*May 07	GEORGIA	7.0	6	2	2	4	6	1	0	0	1	0	0	1	0	4-2	30-22	3	3.35
*May 08	GEORGIA	7.0	3	2	2	2	6	0	0	1	1	0	0	0	0	4-2	31-22	3	3.32
*May 09	GEORGIA	7.0	6	3	3	2	2	1	0	2	0	0	2	0	0	4-3	32-22	4	3.31
May 12	vs Ole Miss	7.0	2	1	0	4	6	2	0	0	0	0	1	0	0	3-1	33-22	5	3.25
May 13	vs Florida	6.0	9	6	6	3	7	0	0	2	1	0	2	0	0	2-6	33-23	5	3.31
May 21	vs Boston University	7.0	8	1	1	0	7	1	0	0	0	0	0	0	0	3-1	34-23	6	3.27
May 22	at Oklahoma State	6.0	14	9	9	2	6	4	0	1	0	0	0	0	0	3-9	34-24	6	3.38
May 22	vs Campbell	5.0	3	0	0	1	0	2	0	0	0	0	0	1	0	12-0	35-24	6	3.34
May 23	at Oklahoma State	5.0	11	10	9	2	2	2	0	3	0	0	0	0	0	2-10	35-25	6	3.46
Totals		388.2	374	234	192	163	417	61	5	50	35	0	43	10	0	298-234	35-25	6	3.46



## 2021 TEAM GAME-BY-GAME STARTERS

## BY BATTING ORDER

DATE	NO.	RECORD	OPPONENT	1	2	3	4	5	6	7	8	9
Feb. 13	1	1-0	Miami (Ohio)	C. Malau'ulu	Mi. Davidson	F. Leilua	C. Spexarth	A. Segars	P. Cook	Mo. Davidson	A. Brownlee	C. Quinn
Feb. 13	2	1-0	Miami (Ohio)	C. Malau'ulu	Mi. Davidson	F. Leilua	C. Spexarth	A. Segars	P. Cook	Mo. Davidson	J. McKenna	B. St. Clair
Feb. 21	3	1-0	Stephen F. Austin	C. Malau'ulu	Mi. Davidson	F. Leilua	C. Spexarth	A. Segars	P. Cook	J. McKenna	Mo. Davidson	C. Quinn
Feb. 21	4	0-1	Southern Illinois	C. Malau'ulu	Mi. Davidson	F. Leilua	C. Spexarth	P. Cook	Mo. Davidson	J. McKenna	B. St. Clair	C. Quinn
Feb. 22	5	1-0	Missouri State	C. Malau'ulu	Mi. Davidson	F. Leilua	C. Spexarth	A. Segars	P. Cook	Mo. Davidson	J. McKenna	C. Quinn
Feb. 22	2	2-0	Mississippi Valley St.	C. Malau'ulu	Mi. Davidson	F. Leilua	C. Spexarth	A. Segars	P. Cook	Mo. Davidson	J. McKenna	B. St. Clair
Feb. 24	6	1-0	Mississippi Valley St.	C. Malau'ulu	Mi. Davidson	F. Leilua	C. Spexarth	A. Segars	Mo. Davidson	P. Cook	J. McKenna	B. St. Clair
Feb. 26	7	0-1	at Texas State	C. Malau'ulu	Mi. Davidson	F. Leilua	A. Segars	Mo. Davidson	C. Spexarth	P. Cook	J. McKenna	C. Quinn
Feb. 26	8	1-0	at Texas State	C. Malau'ulu	Mi. Davidson	F. Leilua	A. Segars	Mo. Davidson	C. Spexarth	P. Cook	M. Kennedy	C. Quinn
Feb. 27	8	1-1	at No. 7/7 Texas	C. Malau'ulu	Mi. Davidson	F. Leilua	A. Segars	Mo. Davidson	C. Spexarth	P. Cook	M. Kennedy	C. Quinn
Feb. 27	8	2-1	vs. Houston	C. Malau'ulu	Mi. Davidson	F. Leilua	A. Segars	Mo. Davidson	C. Spexarth	P. Cook	M. Kennedy	C. Quinn
Feb. 28	8	2-2	at No. 23/21 Baylor	C. Malau'ulu	Mi. Davidson	F. Leilua	A. Segars	Mo. Davidson	C. Spexarth	P. Cook	M. Kennedy	C. Quinn
Mar. 3	9	0-1	at No. 3/2 Alabama	C. Malau'ulu	Mi. Davidson	F. Leilua	A. Segars	Mo. Davidson	P. Cook	C. Spexarth	M. Kennedy	C. Quinn
Mar. 5	8	3-2	Ball State	C. Malau'ulu	Mi. Davidson	F. Leilua	A. Segars	Mo. Davidson	C. Spexarth	P. Cook	M. Kennedy	C. Quinn
Mar. 5	7	1-1	Alcorn State	C. Malau'ulu	Mi. Davidson	F. Leilua	A. Segars	Mo. Davidson	C. Spexarth	P. Cook	J. McKenna	C. Quinn
Mar. 6	10	1-0	Western Kentucky	C. Malau'ulu	Mi. Davidson	F. Leilua	C. Spexarth	Mo. Davidson	A. Segars	P. Cook	M. Kennedy	C. Quinn
Mar. 6	11	1-0	Alcorn State	C. Malau'ulu	Mi. Davidson	F. Leilua	C. Spexarth	Mo. Davidson	A. Segars	P. Cook	J. McKenna	C. Quinn
Mar. 7	10	2-0	Western Kentucky	C. Malau'ulu	Mi. Davidson	F. Leilua	C. Spexarth	Mo. Davidson	A. Segars	P. Cook	M. Kennedy	C. Quinn
Mar. 9	10	3-0	at Alabama State	C. Malau'ulu	Mi. Davidson	F. Leilua	C. Spexarth	Mo. Davidson	A. Segars	P. Cook	M. Kennedy	C. Quinn
Mar. 10	12	1-0	Memphis	C. Malau'ulu	Mi. Davidson	F. Leilua	C. Spexarth	A. Segars	Mo. Davidson	P. Cook	M. Kennedy	C. Quinn
Mar. 13	12	1-1	at Ole Miss*	C. Malau'ulu	Mi. Davidson	F. Leilua	C. Spexarth	A. Segars	Mo. Davidson	P. Cook	M. Kennedy	C. Quinn
Mar. 14	13	0-1	at Ole Miss*	C. Malau'ulu	A. Segars	F. Leilua	Mi. Davidson	C. Spexarth	Mo. Davidson	M. Kennedy	C. Quinn	P. Cook
Mar. 15	14	0-1	at Ole Miss*	C. Malau'ulu	Mi. Davidson	F. Leilua	C. Spexarth	A. Segars	P. Cook	Mo. Davidson	C. Quinn	M. Kennedy
Mar. 19	12	1-2	No. 5/5 Florida*	C. Malau'ulu	Mi. Davidson	F. Leilua	C. Spexarth	A. Segars	Mo. Davidson	P. Cook	M. Kennedy	C. Quinn
Mar. 20	15	0-1	No. 5/5 Florida*	C. Malau'ulu	Mi. Davidson	F. Leilua	C. Spexarth	P. Cook	Mo. Davidson	A. Segars	M. Kennedy	C. Quinn
Mar. 21	16	0-1	No. 5/5 Florida*	C. Malau'ulu	P. Cook	Mi. Davidson	F. Leilua	C. Spexarth	M. Kennedy	Mo. Davidson	B. St. Clair	C. Quinn
Mar. 26	17	0-1	at No. 15/15 Arkansas*	C. Malau'ulu	P. Cook	Mi. Davidson	F. Leilua	C. Spexarth	M. Kennedy	J. McKenna	B. St. Clair	C. Quinn
Mar. 27	18	0-1	at No. 15/15 Arkansas*	C. Malau'ulu	P. Cook	F. Leilua	Mi. Davidson	C. Spexarth	J. McKenna	Mo. Davidson	M. Kennedy	B. St. Clair
Mar. 28	19	0-1	at No. 15/15 Arkansas*	C. Malau'ulu	P. Cook	F. Leilua	Mi. Davidson	C. Spexarth	Mo. Davidson	J. McKenna	M. Kennedy	B. St. Clair
Mar. 31	20	1-0	at Southern Miss	C. Malau'ulu	Mi. Davidson	F. Leilua	C. Spexarth	P. Cook	B. St. Clair	J. McKenna	M. Kennedy	Mo. Davidson
Apr. 3	21	1-0	at North Alabama	C. Malau'ulu	Mi. Davidson	F. Leilua	C. Spexarth	B. St. Clair	P. Cook	J. McKenna	M. Kennedy	Mo. Davidson
Apr. 3	22	1-0	at North Alabama	C. Malau'ulu	Mi. Davidson	F. Leilua	C. Spexarth	P. Cook	J. McKenna	B. St. Clair	M. Kennedy	Mo. Davidson
Apr. 5	22	1-1	at Southeastern La.	C. Malau'ulu	Mi. Davidson	F. Leilua	C. Spexarth	P. Cook	J. McKenna	B. St. Clair	M. Kennedy	Mo. Davidson
Apr. 7	23	1-0	Central Arkansas	C. Malau'ulu	Mi. Davidson	F. Leilua	C. Spexarth	P. Cook	J. McKenna	M. Kennedy	Mo. Davidson	B. St. Clair
Apr. 10	24	1-0	at Louisiana Tech	C. Malau'ulu	Mi. Davidson	F. Leilua	C. Spexarth	P. Cook	J. McKenna	M. Kennedy	B. St. Clair	Mo. Davidson
Apr. 10	25	0-1	vs. No. 1/1 Oklahoma	C. Malau'ulu	F. Leilua	C. Spexarth	Mi. Davidson	P. Cook	J. McKenna	M. Kennedy	B. St. Clair	Mo. Davidson
Apr. 13	24	1-1	at Samford	C. Malau'ulu	Mi. Davidson	F. Leilua	C. Spexarth	P. Cook	J. McKenna	M. Kennedy	B. St. Clair	Mo. Davidson
Apr. 14	24	2-1	Southern Miss	C. Malau'ulu	Mi. Davidson	F. Leilua	C. Spexarth	P. Cook	J. McKenna	M. Kennedy	B. St. Clair	Mo. Davidson
Apr. 17	24	2-2	at No. 18/19 Missouri*	C. Malau'ulu	Mi. Davidson	F. Leilua	C. Spexarth	P. Cook	J. McKenna	M. Kennedy	B. St. Clair	Mo. Davidson
Apr. 17	26	0-1	at No. 18/19 Missouri*	C. Malau'ulu	Mi. Davidson	F. Leilua	C. Spexarth	P. Cook	J. McKenna	A. Purvis	M. Kennedy	Mo. Davidson
Apr. 18	27	0-1	at No. 18/19 Missouri*	C. Malau'ulu	F. Leilua	C. Spexarth	Mi. Davidson	J. McKenna	P. Cook	A. Purvis	M. Kennedy	B. St. Clair
Apr. 20	26	1-1	Jackson State	C. Malau'ulu	F. Leilua	C. Spexarth	Mi. Davidson	P. Cook	J. McKenna	A. Purvis	M. Kennedy	Mo. Davidson
Apr. 29	28	1-0	Jackson State	C. Malau'ulu	F. Leilua	C. Spexarth	Mi. Davidson	P. Cook	J. McKenna	A. Purvis	M. Kennedy	B. St. Clair
Apr. 23	29	0-1	Texas A&M*	C. Malau'ulu	F. Leilua	C. Spexarth	Mi. Davidson	P. Cook	M. Kennedy	A. Purvis	J. McKenna	Mo. Davidson
Apr. 24	29	1-1	Texas A&M*	C. Malau'ulu	F. Leilua	C. Spexarth	Mi. Davidson	P. Cook	M. Kennedy	A. Purvis	J. McKenna	Mo. Davidson
Apr. 25	29	1-2	Texas A&M*	C. Malau'ulu	F. Leilua	C. Spexarth	Mi. Davidson	P. Cook	M. Kennedy	A. Purvis	J. McKenna	Mo. Davidson
Apr. 30	29	1-3	at South Carolina*	C. Malau'ulu	F. Leilua	C. Spexarth	Mi. Davidson	P. Cook	M. Kennedy	A. Purvis	J. McKenna	Mo. Davidson
May 1	30	1-0	at South Carolina*	C. Malau'ulu	F. Leilua	C. Spexarth	Mi. Davidson	A. Purvis	P. Cook	M. Kennedy	J. McKenna	Mo. Davidson
May 2	30	2-0	at South Carolina*	C. Malau'ulu	F. Leilua	C. Spexarth	Mi. Davidson	A. Purvis	P. Cook	M. Kennedy	J. McKenna	Mo. Davidson
May 5	30	3-0	Tennessee*	C. Malau'ulu	F. Leilua	C. Spexarth	Mi. Davidson	A. Purvis	P. Cook	M. Kennedy	J. McKenna	Mo. Davidson
May 5	30	4-0	Tennessee*	C. Malau'ulu	F. Leilua	C. Spexarth	Mi. Davidson	A. Purvis	P. Cook	M. Kennedy	J. McKenna	Mo. Davidson
May 7	31	1-0	Georgia*	C. Malau'ulu	F. Leilua	C. Spexarth	Mi. Davidson	A. Purvis	P. Cook	M. Kennedy	C. Quinn	Mo. Davidson
May 8	30	5-0	Georgia*	C. Malau'ulu	F. Leilua	C. Spexarth	Mi. Davidson	A. Purvis	P. Cook	M. Kennedy	J. McKenna	Mo. Davidson
May 9	31	2-0	Georgia*	C. Malau'ulu	F. Leilua	C. Spexarth	Mi. Davidson	A. Purvis	P. Cook	M. Kennedy	C. Quinn	Mo. Davidson
May 12	30	6-0	vs. No. RV/24 Ole Miss	C. Malau'ulu	F. Leilua	C. Spexarth	Mi. Davidson	A. Purvis	P. Cook	M. Kennedy	J. McKenna	Mo. Davidson
May 13	30	6-1	vs. No. 4/4 Florida	C. Malau'ulu	F. Leilua	C. Spexarth	Mi. Davidson	A. Purvis	P. Cook	M. Kennedy	J. McKenna	Mo. Davidson
May 21	31	1-0	vs. Boston University	C. Malau'ulu	F. Leilua	C. Spexarth	Mi. Davidson	P. Cook	J. McKenna	C. Quinn	M. Kennedy	Mo. Davidson
May 22	32	0-1	at No. 7/5 Oklahoma St.	C. Malau'ulu	F. Leilua	C. Spexarth	Mi. Davidson	M. Kennedy	J. McKenna	P. Cook	C. Quinn	Mo. Davidson
May 22	33	1-0	vs. Campbell	C. Malau'ulu	F. Leilua	C. Spexarth	Mi. Davidson	J. McKenna	P. Cook	C. Quinn	M. Kennedy	Mo. Davidson
May 21	31	1-1	at No. 7/5 Oklahoma St.	C. Malau'ulu	F. Leilua	C. Spexarth	Mi. Davidson	P. Cook	J. McKenna	C. Quinn	M. Kennedy	Mo. Davidson

**LEADOFF:** Malau'ulu (60)  
**2ND:** Mi. Davidson (34), Leilua (21), Cook (4), Segars (1)  
**3RD:** Leilua (37), Spexarth (21), Mi. Davidson (2)  
**CLEANUP:** Spexarth (28), Mi. Davidson (24), Segars (6), Leilua (2)  
**5TH:** Cook (20), Mo. Davidson (12), Segars (10), Purvis (9), Spexarth (5), McKenna (2), Kennedy (1), St. Clair (1)  
**6TH:** Cook (19), McKenna (15), Mo. Davidson (8), Spexarth (7), Kennedy (5), Segars (4), St. Clair (1)  
**7TH:** Cook (16), Kennedy (16), Mo. Davidson (7), Purvis (8), McKenna (6), Quinn (3), St. Clair (2), Segars (1), Spexarth (1)  
**8TH:** Kennedy (26), McKenna (18), St. Clair (8), Quinn (5), Mo. Davidson (2), Brownlee (1)  
**9TH:** Mo. Davidson (28), Quinn (22), St. Clair (8), Cook (1), Kennedy (1)

## 2021 TEAM GAME-BY-GAME STARTERS

## BY FIELDING POSITIONS

DATE	NO.	RECORD	OPPONENT	C	1B	2B	3B	SS	LF	CF	RF	DP
Feb. 13	1	1-0	Miami (Ohio)	Mi. Davidson	F. Leilua	P. Cook	Mo. Davidson	A. Brownlee	A. Segars	C. Quinn	C. Malau'ulu	C. Spexarth
Feb. 13	2	1-0	Miami (Ohio)	J. McKenna	F. Leilua	P. Cook	Mo. Davidson	Mi. Davidson	A. Segars	B. St. Clair	C. Malau'ulu	C. Spexarth
Feb. 21	3	1-0	Stephen F. Austin	J. McKenna	F. Leilua	P. Cook	Mo. Davidson	Mi. Davidson	A. Segars	C. Quinn	C. Malau'ulu	C. Spexarth
Feb. 21	4	0-1	Southern Illinois	J. McKenna	F. Leilua	P. Cook	Mo. Davidson	Mi. Davidson	B. St. Clair	C. Quinn	C. Malau'ulu	C. Spexarth
Feb. 22	5	1-0	Missouri State	J. McKenna	F. Leilua	P. Cook	Mo. Davidson	Mi. Davidson	C. Malau'ulu	A. Segars	C. Quinn	C. Spexarth
Feb. 22	6	1-0	Mississippi Valley St.	J. McKenna	F. Leilua	P. Cook	Mo. Davidson	Mi. Davidson	B. St. Clair	A. Segars	C. Malau'ulu	C. Spexarth
Feb. 24	7	2-0	Mississippi Valley St.	J. McKenna	F. Leilua	P. Cook	Mo. Davidson	Mi. Davidson	B. St. Clair	A. Segars	C. Malau'ulu	C. Spexarth
Feb. 26	5	1-1	at Texas State	J. McKenna	F. Leilua	P. Cook	Mo. Davidson	Mi. Davidson	C. Malau'ulu	A. Segars	C. Quinn	C. Spexarth
Feb. 26	8	1-0	at Texas State	Mi. Davidson	F. Leilua	P. Cook	Mo. Davidson	M. Kennedy	C. Malau'ulu	A. Segars	C. Quinn	C. Spexarth
Feb. 27	8	1-1	at No. 7/7 Texas	Mi. Davidson	F. Leilua	P. Cook	Mo. Davidson	M. Kennedy	C. Malau'ulu	A. Segars	C. Quinn	C. Spexarth
Feb. 27	8	2-1	vs. Houston	Mi. Davidson	F. Leilua	P. Cook	Mo. Davidson	M. Kennedy	C. Malau'ulu	A. Segars	C. Quinn	C. Spexarth
Feb. 28	8	2-2	at No. 23/21 Baylor	Mi. Davidson	F. Leilua	P. Cook	Mo. Davidson	M. Kennedy	C. Malau'ulu	A. Segars	C. Quinn	C. Spexarth
Mar. 3	8	2-3	at No. 3/2 Alabama	Mi. Davidson	F. Leilua	P. Cook	Mo. Davidson	M. Kennedy	C. Malau'ulu	A. Segars	C. Quinn	C. Spexarth
Mar. 5	8	3-3	Ball State	Mi. Davidson	F. Leilua	P. Cook	Mo. Davidson	M. Kennedy	C. Malau'ulu	A. Segars	C. Quinn	C. Spexarth
Mar. 5	5	2-0	Alcorn State	J. McKenna	F. Leilua	P. Cook	Mo. Davidson	Mi. Davidson	C. Malau'ulu	A. Segars	C. Quinn	C. Spexarth
Mar. 6	8	4-3	Western Kentucky	Mi. Davidson	F. Leilua	P. Cook	Mo. Davidson	M. Kennedy	C. Malau'ulu	A. Segars	C. Quinn	C. Spexarth
Mar. 6	5	3-0	Alcorn State	J. McKenna	F. Leilua	P. Cook	Mo. Davidson	Mi. Davidson	C. Malau'ulu	A. Segars	C. Quinn	C. Spexarth
Mar. 7	8	5-3	Western Kentucky	Mi. Davidson	F. Leilua	P. Cook	Mo. Davidson	M. Kennedy	C. Malau'ulu	A. Segars	C. Quinn	C. Spexarth
Mar. 9	8	6-3	at Alabama State	Mi. Davidson	F. Leilua	P. Cook	Mo. Davidson	M. Kennedy	C. Malau'ulu	A. Segars	C. Quinn	C. Spexarth
Mar. 10	8	7-3	Memphis	Mi. Davidson	F. Leilua	P. Cook	Mo. Davidson	M. Kennedy	C. Malau'ulu	A. Segars	C. Quinn	C. Spexarth
Mar. 13	8	7-4	at Ole Miss*	Mi. Davidson	F. Leilua	P. Cook	Mo. Davidson	M. Kennedy	C. Malau'ulu	A. Segars	C. Quinn	C. Spexarth
Mar. 14	8	7-5	at Ole Miss*	Mi. Davidson	F. Leilua	P. Cook	Mo. Davidson	M. Kennedy	C. Malau'ulu	A. Segars	C. Quinn	C. Spexarth
Mar. 15	8	7-6	at Ole Miss*	Mi. Davidson	F. Leilua	P. Cook	Mo. Davidson	M. Kennedy	C. Malau'ulu	A. Segars	C. Quinn	C. Spexarth
Mar. 19	8	7-7	No. 5/5 Florida*	Mi. Davidson	F. Leilua	P. Cook	Mo. Davidson	M. Kennedy	C. Malau'ulu	A. Segars	C. Quinn	C. Spexarth
Mar. 20	8	7-8	No. 5/5 Florida*	Mi. Davidson	F. Leilua	P. Cook	Mo. Davidson	M. Kennedy	C. Malau'ulu	A. Segars	C. Quinn	C. Spexarth
Mar. 21	9	0-1	No. 5/5 Florida*	Mi. Davidson	F. Leilua	P. Cook	Mo. Davidson	M. Kennedy	C. Malau'ulu	B. St. Clair	C. Quinn	C. Spexarth
Mar. 26	10	0-1	at No. 15/15 Arkansas*	J. McKenna	F. Leilua	Mi. Davidson	P. Cook	M. Kennedy	C. Malau'ulu	B. St. Clair	C. Quinn	C. Spexarth
Mar. 27	11	0-1	at No. 15/15 Arkansas*	Mi. Davidson	F. Leilua	P. Cook	Mo. Davidson	M. Kennedy	C. Malau'ulu	B. St. Clair	J. McKenna	C. Spexarth
Mar. 28	11	0-2	at No. 15/15 Arkansas*	Mi. Davidson	F. Leilua	P. Cook	Mo. Davidson	M. Kennedy	C. Malau'ulu	B. St. Clair	J. McKenna	C. Spexarth
Mar. 31	11	1-2	at Southern Miss	Mi. Davidson	F. Leilua	P. Cook	Mo. Davidson	M. Kennedy	C. Malau'ulu	B. St. Clair	J. McKenna	C. Spexarth
Apr. 3	11	2-2	at North Alabama	Mi. Davidson	F. Leilua	P. Cook	Mo. Davidson	M. Kennedy	C. Malau'ulu	B. St. Clair	J. McKenna	C. Spexarth
Apr. 3	11	3-2	at North Alabama	Mi. Davidson	F. Leilua	P. Cook	Mo. Davidson	M. Kennedy	C. Malau'ulu	B. St. Clair	J. McKenna	C. Spexarth
Apr. 5	11	3-3	at Southeastern La.	Mi. Davidson	F. Leilua	P. Cook	Mo. Davidson	M. Kennedy	C. Malau'ulu	B. St. Clair	J. McKenna	C. Spexarth
Apr. 7	11	4-3	Central Arkansas	Mi. Davidson	F. Leilua	P. Cook	Mo. Davidson	M. Kennedy	C. Malau'ulu	B. St. Clair	J. McKenna	C. Spexarth
Apr. 10	12	1-0	at Louisiana Tech	J. McKenna	F. Leilua	P. Cook	Mo. Davidson	M. Kennedy	C. Malau'ulu	B. St. Clair	C. Spexarth	Mi. Davidson
Apr. 10	11	4-4	vs. No. 1/1 Oklahoma	Mi. Davidson	F. Leilua	P. Cook	Mo. Davidson	M. Kennedy	C. Malau'ulu	B. St. Clair	J. McKenna	C. Spexarth
Apr. 13	13	1-0	at Samford	J. McKenna	F. Leilua	P. Cook	Mo. Davidson	M. Kennedy	C. Malau'ulu	B. St. Clair	Mi. Davidson*	C. Spexarth
Apr. 14	12	2-0	Southern Miss	J. McKenna	F. Leilua	P. Cook	Mo. Davidson	M. Kennedy	C. Malau'ulu	B. St. Clair	C. Spexarth	Mi. Davidson
Apr. 17	11	4-5	at No. 18/19 Missouri*	Mi. Davidson	F. Leilua	P. Cook	Mo. Davidson	M. Kennedy	C. Malau'ulu	B. St. Clair	J. McKenna	C. Spexarth
Apr. 17	14	0-1	at No. 18/19 Missouri*	Mi. Davidson	F. Leilua	P. Cook	Mo. Davidson	M. Kennedy	J. McKenna	C. Malau'ulu	C. Spexarth	A. Purvis
Apr. 18	15	0-1	at No. 18/19 Missouri*	J. McKenna	F. Leilua	Mi. Davidson	P. Cook	M. Kennedy	C. Malau'ulu	B. St. Clair	C. Spexarth	A. Purvis
Apr. 20	14	1-1	Jackson State	Mi. Davidson	F. Leilua	P. Cook	Mo. Davidson	M. Kennedy	J. McKenna	C. Malau'ulu	C. Spexarth	A. Purvis
Apr. 29	15	1-1	Jackson State	J. McKenna	F. Leilua	Mi. Davidson	P. Cook	M. Kennedy	C. Malau'ulu	B. St. Clair	C. Spexarth	A. Purvis
Apr. 23	14	1-2	Texas A&M*	Mi. Davidson	F. Leilua	P. Cook	Mo. Davidson	M. Kennedy	J. McKenna	C. Malau'ulu	C. Spexarth	A. Purvis
Apr. 24	14	2-2	Texas A&M*	Mi. Davidson	F. Leilua	P. Cook	Mo. Davidson	M. Kennedy	J. McKenna	C. Malau'ulu	C. Spexarth	A. Purvis
Apr. 25	14	2-3	Texas A&M*	Mi. Davidson	F. Leilua	P. Cook	Mo. Davidson	M. Kennedy	J. McKenna	C. Malau'ulu	C. Spexarth	A. Purvis
Apr. 30	14	2-4	at South Carolina*	Mi. Davidson	F. Leilua	P. Cook	Mo. Davidson	M. Kennedy	J. McKenna	C. Malau'ulu	C. Spexarth	A. Purvis
May 1	14	3-4	at South Carolina*	Mi. Davidson	F. Leilua	P. Cook	Mo. Davidson	M. Kennedy	J. McKenna	C. Malau'ulu	C. Spexarth	A. Purvis
May 2	14	4-4	at South Carolina*	Mi. Davidson	F. Leilua	P. Cook	Mo. Davidson	M. Kennedy	J. McKenna	C. Malau'ulu	C. Spexarth	A. Purvis
May 5	14	5-4	Tennessee*	Mi. Davidson	F. Leilua	P. Cook	Mo. Davidson	M. Kennedy	J. McKenna	C. Malau'ulu	C. Spexarth	A. Purvis
May 5	14	6-4	Tennessee*	Mi. Davidson	F. Leilua	P. Cook	Mo. Davidson	M. Kennedy	J. McKenna	C. Malau'ulu	C. Spexarth	A. Purvis
May 7	16	1-0	Georgia*	Mi. Davidson	F. Leilua	P. Cook	Mo. Davidson	M. Kennedy	C. Spexarth	C. Malau'ulu	C. Quinn	A. Purvis
May 8	14	7-4	Georgia*	Mi. Davidson	F. Leilua	P. Cook	Mo. Davidson	M. Kennedy	J. McKenna	C. Malau'ulu	C. Spexarth	A. Purvis
May 9	16	2-0	Georgia*	Mi. Davidson	F. Leilua	P. Cook	Mo. Davidson	M. Kennedy	C. Spexarth	C. Malau'ulu	C. Quinn	A. Purvis
May 12	14	8-4	vs. No. RV/24 Ole Miss	Mi. Davidson	F. Leilua	P. Cook	Mo. Davidson	M. Kennedy	J. McKenna	C. Malau'ulu	C. Spexarth	A. Purvis
May 13	14	8-5	vs. No. 4/4 Florida	Mi. Davidson	F. Leilua	P. Cook	Mo. Davidson	M. Kennedy	J. McKenna	C. Malau'ulu	C. Spexarth	A. Purvis
May 21	17	1-0	vs. Boston University	Mi. Davidson	F. Leilua	P. Cook	Mo. Davidson	M. Kennedy	J. McKenna	C. Malau'ulu	C. Quinn	C. Spexarth
May 22	17	1-1	at No. 7/5 Oklahoma St.	Mi. Davidson	F. Leilua	P. Cook	Mo. Davidson	M. Kennedy	J. McKenna	C. Malau'ulu	C. Quinn	C. Spexarth
May 22	17	2-1	vs. Campbell	Mi. Davidson	F. Leilua	P. Cook	Mo. Davidson	M. Kennedy	J. McKenna	C. Malau'ulu	C. Quinn	C. Spexarth
May 23	17	2-2	at No. 7/5 Oklahoma St.	Mi. Davidson	F. Leilua	P. Cook	Mo. Davidson	M. Kennedy	J. McKenna	C. Malau'ulu	C. Quinn	C. Spexarth

**P:** Willis (22), Williams (18), Wesley (9), Loza (5), Fagan (4), Hawk (1), Taylor (1)  
**C:** Mi. Davidson (45), McKenna (15)

**1B:** Leilua (60)  
**2B:** Cook (57), Mi. Davidson (3)  
**3B:** Mo. Davidson (57), Cook (3)  
**SS:** Kennedy (50), Mi. Davidson (9), Brownlee (1)

**LF:** Malau'ulu (35), McKenna (17), Segars (3), St. Clair (3), Spexarth (2)  
**CF:** Segars (21), Malau'ulu (19), St. Clair (17), Quinn (3)  
**RF:** Quinn (27), Spexarth (16), McKenna (10), Malau'ulu (6), Mi. Davidson (1)\*

**DP:** Spexarth (37), Purvis (17), Mi. Davidson (2)

\*Though listed as the starter in right field at Samford, Mia Davidson has NOT played an inning at the position and was moved to designated player before taking the field in the first.



## 2021 SEASON REVIEW

### 2021 GAME-WINNING PLAYS

DATE	GM	RECORD	OPPONENT	FINAL	BATTER	INNING	OUTS	SCORE AT TIME	PLAY	WINNING RUN
Feb. 13	1	1-0	Miami (Ohio)	W, 10-9	P. Cook	7	2	9-9	Walk	F. Leilua
Feb. 13	2	2-0	Miami (Ohio)	W, 10-3	F. Leilua	2	2	3-0	Double down the RF line	C. Malau'ulu
Feb. 21	3	3-0	Stephen F. Austin	W, 4-2	P. Cook	6	0	2-1	Single to LF	B. St. Clair
Feb. 21	4	3-1	Southern Illinois	L, 5-6 (8)	--	--	--	--	--	--
Feb. 22	5	4-1	Missouri State	W, 5-0	C. Spexarth	3	1	0-0	Single up the middle	Mi. Davidson
Feb. 22	6	5-1	Mississippi Valley St.	W, 10-1 (5)	Mi. Davidson	1	0	0-0	Two-run home run to CF	C. Malau'ulu
Feb. 24	7	6-1	Mississippi Valley St.	W, 10-2 (6)	F. Leilua	1	1	0-0	Single up the middle	Mi. Davidson
Feb. 26	8	6-2	at Texas State	L, 3-4	--	--	--	--	--	--
Feb. 26	9	7-2	at Texas State	W, 6-2	C. Spexarth	4	0	0-0	Solo home run to LF	C. Spexarth
Feb. 27	10	7-3	at No. 7/7 Texas	L, 7-8	--	--	--	--	--	--
Feb. 27	11	8-3	vs. Houston	W, 3-0	F. Leilua	3	1	0-0	Three-run home run to CF	C. Malau'ulu
Feb. 28	12	8-4	at No. 23/21 Baylor	L, 6-10	--	--	--	--	--	--
Mar. 3	13	8-5	at No. 3/2 Alabama	L, 0-4	--	--	--	--	--	--
Mar. 5	14	9-5	Ball State	W, 8-3	F. Leilua	1	0	0-1	Three-run home run to LF	C. Malau'ulu
Mar. 5	15	10-5	Alcorn State	W, 16-0 (5)	A. Segars	1	1	0-0	Sacrifice fly to CF	C. Malau'ulu
Mar. 6	16	11-5	Western Kentucky	W, 10-0	C. Spexarth	1	1	0-0	Single to CF	C. Malau'ulu
Mar. 6	17	12-5	Alcorn State	W, 6-5 (8)	F. Leilua	8	1	5-5	Solo home run to LF	F. Leilua
Mar. 7	18	13-5	Western Kentucky	W, 5-4	F. Leilua	7	1	3-4	Two-run home run to LF	F. Leilua
Mar. 9	19	14-5	at Alabama State	W, 10-4	A. Segars	3	2	3-2	Two-run home run to RF	A. Segars
Mar. 10	20	15-5	Memphis	W, 5-0	C. Spexarth	1	1	0-0	Double to CF	C. Malau'ulu
Mar. 13	21	15-6	at Ole Miss*	L, 0-6	--	--	--	--	--	--
Mar. 14	22	15-7	at Ole Miss*	L, 1-4	--	--	--	--	--	--
Mar. 15	23	15-8	at Ole Miss*	L, 0-8 (5)	--	--	--	--	--	--
Mar. 19	24	15-9	No. 5/5 Florida*	L, 0-1	--	--	--	--	--	--
Mar. 20	25	15-10	No. 5/5 Florida*	L, 0-10	--	--	--	--	--	--
Mar. 21	26	15-11	No. 5/5 Florida*	L, 0-8 (5)	--	--	--	--	--	--
Mar. 26	27	15-12	at No. 15/15 Arkansas*	L, 0-2	--	--	--	--	--	--
Mar. 27	28	15-13	at No. 15/15 Arkansas*	L, 7-8	--	--	--	--	--	--
Mar. 28	29	15-14	at No. 15/15 Arkansas*	L, 3-4	--	--	--	--	--	--
Mar. 31	30	16-14	at Southern Miss	W, 2-1 (9)	C. Spexarth	9	1	1-1	Double down LF line	Mi. Davidson
Apr. 3	31	17-14	at North Alabama	W, 9-7 (9)	M. Kennedy	9	2	7-7	Single up the middle	P. Cook
Apr. 3	32	18-14	at North Alabama	W, 9-1	C. Spexarth	1	2	0-0	Two-run home run to LF	C. Spexarth
Apr. 5	33	18-15	at Southeastern La.	L, 4-6	--	--	--	--	--	--
Apr. 7	34	19-15	Central Arkansas	W, 4-3	P. Cook	7	1	3-3	Fielder's choice to 3B, safe on E3	A. Florian
Apr. 10	35	20-15	at Louisiana Tech	W, 2-0	C. Spexarth	1	2	0-0	Single up the middle	C. Malau'ulu
Apr. 11	36	20-16	vs. No. 1/1 Oklahoma	L, 0-9 (5)	--	--	--	--	--	--
Apr. 13	37	21-16	at Samford	W, 8-5	P. Cook	7	2	1-0	Bases-loaded triple to LF	A. Brownlee
Apr. 14	38	22-16	Southern Miss	W, 3-2 (8)	M. Kennedy	8	1	3-1	Single to LF	P. Cook
Apr. 16	39	22-17	at No. 18/19 Missouri*	L, 2-5	--	--	--	--	--	--
Apr. 17	40	22-18	at No. 18/19 Missouri*	L, 3-4	--	--	--	--	--	--
Apr. 18	41	22-19	at No. 18/19 Missouri*	L, 5-6	--	--	--	--	--	--
Apr. 20	42	23-19	Jackson State	W, 8-0 (5)	Mi. Davidson	1	2	0-0	Two-run home run to CF	C. Spexarth
Apr. 20	43	24-19	Jackson State	W, 10-3	C. Spexarth	1	0	0-2	Three-run home run to CF	C. Spexarth
Apr. 23	44	24-20	Texas A&M*	L, 5-7	--	--	--	--	--	--
Apr. 24	45	25-20	Texas A&M*	W, 8-1	Mi. Davidson	5	0	1-1	Sacrifice fly to CF	C. Malau'ulu
Apr. 25	46	25-21	Texas A&M*	L, 1-8	--	--	--	--	--	--
Apr. 30	47	25-22	at South Carolina*	L, 7-8	--	--	--	--	--	--
May 1	48	26-22	at South Carolina*	W, 6-2	P. Cook	1	0	2-0	Bases-loaded hit-by-pitch	C. Spexarth
May 2	49	27-22	at South Carolina*	W, 7-1	F. Leilua	3	2	0-0	Three-run home run to CF	C. Malau'ulu
May 5	50	28-22	Tennessee*	W, 2-1	C. Spexarth	5	2	0-0	Two-run double to RC	F. Leilua
May 5	51	29-22	Tennessee*	W, 6-2	M. Kennedy	1	1	2-0	Infield single	C. Spexarth
May 7	52	30-22	Georgia*	W, 4-2	J. McKenna	4	1	2-1	Bases-loaded, two-run single to RF	Mi. Davidson
May 8	53	31-22	Georgia*	W, 4-2	C. Malau'ulu	4	2	2-2	Two-run double down RF line	M. Kennedy
May 9	54	32-22	Georgia*	W, 4-3	Mi. Davidson	3	0	1-1	Three-run sacrifice fly to CF (E1)	B. St. Clair
May 12	55	33-22	vs. No. RV/24 Ole Miss	W, 3-1	A. Purvis	1	0	1-0	Groundout to SS	F. Leilua
May 13	56	33-23	vs. No. 4/4 Florida	L, 2-6	--	--	--	--	--	--
May 21	57	34-23	vs. Boston University	W, 3-1	Mi. Davidson	5	1	1-1	Fielder's choice to 3B	C. Malau'ulu
May 22	58	34-24	at No. 7/5 Oklahoma St.	L, 3-9	--	--	--	--	--	--
May 22	59	35-24	vs. Campbell	W, 12-0 (5)	C. Spexarth	1	1	0-0	Two-run home run to RF	C. Malau'ulu
May 23	60	35-25	at No. 7/5 Oklahoma St.	L, 2-10 (5)	--	--	--	--	--	--

**GAME-WINNING RBI:** Spexarth (10), Leilua (7), Cook (4), Mi. Davidson (4), Kennedy (3), Segars (2), Malau'ulu (1), McKenna (1), Purvis (1), No RBI (2)  
**GAME-WINNING RUN:** Malau'ulu (13), Spexarth (6), Leilua (4), Mi. Davidson (4), Cook (2), St. Clair (2), Brownlee (1), Florian (1), Kennedy (1), Segars (1)

**BOLD denotes walk-off wins**

## MSU RECORD WHEN...

	2021	ALL-TIME
<b>BY GAME</b>		
Day games (Before 5 p.m.)	26-17	612-443 <sup>2</sup>
Night games (After 5 p.m.)	9-8	194-161 <sup>2</sup>
In Extra Innings	4-1	66-67
vs. Ranked opponents	5-16	106-363
vs. Top-10 opponents	0-9	37-184
<b>BY OPPOSING PITCHER</b>		
vs. Left-handed Starter	4-3	93-61 <sup>2</sup>
vs. Right-handed Starter	31-22	713-543 <sup>2</sup>
<b>BY MSU PITCHER</b>		
Starter receives decision	25-17	--
Reliever receives decision	10-8	--
Starter goes 5+ inn.	13-8	--
Starter goes less than 5 inn.	22-17	--
<b>BY SCORING / MARGIN</b>		
Scoring first	26-10	475-147 <sup>1</sup>
Trailing first	9-15	192-354 <sup>1</sup>
Leading after 5 innings	21-0	450-33 <sup>1</sup>
Trailing after 5 innings	4-20	51-356 <sup>1</sup>
Tied after 5 innings	4-1	62-63 <sup>1</sup>
Leading after 6 innings	21-1	440-22 <sup>1</sup>
Trailing after 6 innings	4-20	28-362 <sup>1</sup>
Tied after 6 innings	3-0	52-47 <sup>1</sup>
In shutouts	8-8	279-201
In one-run games	8-9	224-207
In two-run games	7-3	119-123
In games decided by 5+ runs	15-8	374-222
Scoring 0-2 runs	3-13	107-469
Scoring 3-5 runs	12-8	331-187
Scoring 6-9 runs	11-4	339-45
Scoring 10+ runs	9-0	147-4
Allowing 0-2 runs	24-2	669-117
Allowing 3-5 runs	9-6	205-261
Allowing 6-9 runs	11-4	56-238
Allowing 10+ runs	0-3	3-79
<b>BY THE STATS <sup>1</sup></b>		
Out-hit opponent	25-10	539-96 <sup>1</sup>
Out-hit by opponent	5-14	78-347 <sup>1</sup>
Hits are equal	5-1	50-58 <sup>1</sup>
Without hitting a home run	9-14	319-351 <sup>1</sup>
Hitting a home run	26-11	348-150 <sup>1</sup>
Opponent doesn't hit a home run	23-5	488-187 <sup>1</sup>
Opponent hits a home run	12-20	179-314 <sup>1</sup>
Errorless	16-9	298-134 <sup>1</sup>
Making an error	19-16	369-367 <sup>1</sup>
Opponent is errorless	11-15	179-215 <sup>1</sup>
Opponent makes an error	24-10	496-287 <sup>1</sup>
<b>BY SCHEDULE</b>		
February	8-4	271-108
March	8-10	336-256
April	9-8	241-246
May	10-3	76-95
Sunday	4-8	148-129
Monday	2-2	12-11
Tuesday	4-0	104-31
Wednesday	8-1	97-55
Thursday	0-1	58-45
Friday	5-5	197-184
Saturday	12-8	308-250

<sup>1</sup> Dates back to 2002 season<sup>2</sup> Dates back to 1997 season, but data from 2000 is unavailable

## BY CONFERENCE

<b>SEC</b>	<b>9-17</b>
Alabama	0-1
Arkansas	0-3
Florida	0-4
Georgia	3-0
Missouri	0-3
Ole Miss	1-3
South Carolina	2-1
Tennessee	2-0
Texas A&M	1-2

<b>AMERICAN</b>	<b>2-0</b>
Houston	1-0
Memphis	1-0

<b>ASUN</b>	<b>2-0</b>
North Alabama	2-0

<b>BIG 12</b>	<b>0-5</b>
Baylor	0-1
Oklahoma	0-1
Oklahoma State	0-2
Texas	0-1

<b>BIG SOUTH</b>	<b>1-0</b>
Campbell	1-0

<b>C-USA</b>	<b>5-0</b>
Louisiana Tech	1-0
Southern Miss	2-0
Western Kentucky	2-0

<b>MAC</b>	<b>3-0</b>
Ball State	1-0
Miami (Ohio)	2-0

<b>MISSOURI VALLEY</b>	<b>1-1</b>
Missouri State	1-0
Southern Illinois	0-1

<b>OHIO VALLEY</b>	<b>0-0</b>
UT Martin	0-0

<b>PATRIOT</b>	<b>1-0</b>
Boston University	1-0

<b>SOUTHERN CONFERENCE</b>	<b>1-0</b>
Samford	1-0

<b>SOUTHLAND</b>	<b>2-1</b>
Central Arkansas	1-0
Stephen F. Austin	1-0
Southeastern La.	0-1

<b>SUN BELT</b>	<b>1-1</b>
Texas State	1-1

<b>SWAC</b>	<b>7-0</b>
Alabama State	1-0
Alcorn State	2-0
Jackson State	2-0
Mississippi Valley State	2-0

<b>WCC</b>	<b>0-0</b>
Loyola Marymount	0-0

## LEADING AFTER

INN.	1	2	3	4	5	6
W-L	18-4	20-3	26-2	27-2	21-0	21-1

## TRAILING AFTER

INN.	1	2	3	4	5	6
W-L	4-8	5-11	5-17	5-22	4-20	4-20

## TIED AFTER

INN.	1	2	3	4	5	6
W-L	13-13	10-11	4-6	3-1	4-1	3-0

## COME FROM BEHIND WINS

DATE	OPPONENT	DEFICIT	FINAL
Feb. 13 (G2)	Miami (Ohio)	7-9	10-9
Mar. 5	Ball State	0-1	W, 8-3
Mar. 6	Alcorn State	0-5	W, 6-5 (8)
Mar. 7	Western Kentucky	0-4	W, 5-4
Apr. 3 (G1)	at North Alabama	1-7	W, 9-7 (9)
Apr. 7	Central Arkansas	0-2	W, 4-3
Apr. 13	at Samford	0-1	W, 8-5
Apr. 14	Southern Miss	1-2	W, 3-2
Apr. 20 (G2)	Jackson State	0-2	W, 10-3
May 8	No. 22 Georgia	0-2	W, 4-2

## LAST AT-BAT WINS

DATE	OPPONENT	DEFICIT	FINAL
Feb. 13 (G2)	Miami (Ohio)	8-9	10-9
Mar. 6	Alcorn State	5-5	W, 6-5 (8)
Mar. 7	Western Kentucky	3-4	W, 5-4
Apr. 3 (G1)	at North Alabama	7-7	W, 9-7 (9)
Apr. 7	Central Arkansas	2-3	W, 4-3
Apr. 14	Southern Miss	2-2	W, 3-2 (8)

## WALK-OFF WINS

DATE	OPPONENT	SCORE	FINAL
Feb. 13 (G2)	Miami (Ohio)	8-9	10-9
Feb. 24	Mississippi Valley St.	8-2	10-2 (6)
Mar. 6	Alcorn State	5-5	W, 6-5 (8)
Mar. 7	Western Kentucky	3-4	W, 5-4
Apr. 7	Central Arkansas	2-3	W, 4-3
Apr. 14	Southern Miss	2-2	W, 3-2 (8)



MISC. HITTING STATS					
2021 MULTI-HIT GAMES					
PLAYER	2	3	4	5+	TOTAL
Carter Spexarth	14	3	--	--	17
Fa Leilua	12	3	--	--	15
Chloe Malau'ulu	12	2	--	--	14
Mia Davidson	9	1	1	--	11
Paige Cook	10	1	--	--	11
Montana Davidson	9	--	--	--	9
Madisyn Kennedy	8	--	--	--	8
Anna Kate Segars	3	1	--	--	4
Brylie St. Clair	4	--	--	--	4
Jackie McKenna	3	--	--	--	3
Christian Quinn	3	--	--	--	3
TOTAL	87	11	1	--	99
2021 MULTI-RBI GAMES					
PLAYER	2	3	4	5+	TOTAL
Fa Leilua	7	5	1	--	13
Carter Spexarth	7	1	3	--	11
Mia Davidson	6	3	1	--	10
Madisyn Kennedy	3	2	1	--	6
Jackie McKenna	4	1	--	--	5
Montana Davidson	3	--	1	--	4
Anna Kate Segars	3	1	--	--	4
Chloe Malau'ulu	4	--	--	--	4
Paige Cook	1	1	1	--	3
Christian Quinn	2	--	--	--	2
Kiki Edwards	1	--	--	--	1
Addison Purvis	1	--	--	--	1
Brylie St. Clair	1	--	--	--	1
TOTAL	43	14	8	--	65
HITTING STREAKS					
PLAYER	CURRENT	2021	CAREER		
Fa Leilua	6	8	10		
Mia Davidson	4	7	16		
Chloe Malau'ulu	4	7	7		
Christian Quinn	3	4	4		
Montana Davidson	2	7	7		
Aquana Brownlee	1	1	2		
Carter Spexarth	--	8	8		
Madisyn Kennedy	--	5	7		
Anna Kate Segars	--	5	5		
Paige Cook	--	4	4		
Jackie McKenna	--	4	4		
Addison Purvis	--	3	3		
Brylie St. Clair	--	2	3		
Kiki Edwards	--	1	2		
REACHED-BASE STREAKS					
PLAYER	CURRENT	2021	CAREER		
Mia Davidson	20	20	20		
Fa Leilua	8	12	18		
Carter Spexarth	--	8	8		
Paige Cook	--	10	10		
Jackie McKenna	--	5	5		
Chloe Malau'ulu	4	23	28		
Addison Purvis	1	8	8		
Anna Kate Segars	--	7	14		
Montana Davidson	2	7	9		
Madisyn Kennedy	--	6	8		
Christian Quinn	4	4	4		
Brylie St. Clair	--	2	3		
Kiki Edwards	--	2	2		
Aquana Brownlee	1	1	2		
Celeste Soliz	--	1	1		

HOME RUN TRACKER											
HOME RUN LOG											
NO.	PLAYER	OPPONENT	DATE	RUNS	INNING	OUTS	COUNT	SCORE AT TIME	FINAL		
1	Paige Cook	Miami (Ohio) [G1]	Feb. 13	3	4	2	0-0	4-2	W, 10-9		
2	Mia Davidson	Miami (Ohio) [G2]	Feb. 13	1	1	1	0-2	0-0	W, 10-3		
3	Fa Leilua	Miami (Ohio) [G2]	Feb. 13	1	1	1	1-0	1-0	W, 10-3		
4	Fa Leilua	Stephen F. Austin	Feb. 21	1	6	0	2-2	1-1	W, 4-2		
5	Chloe Malau'ulu	Southern Illinois	Feb. 21	1	6	0	1-1	0-4	L, 5-6 (8)		
6	Montana Davidson	Southern Illinois	Feb. 21	2	6	2	2-1	2-4	L, 5-6 (8)		
7	Jackie McKenna	Southern Illinois	Feb. 21	1	6	2	1-0	4-4	L, 5-6 (8)		
8	Mia Davidson	Miss. Valley St.	Feb. 22	2	1	0	0-1	0-0	W, 10-1 (5)		
9	Carter Spexarth	Texas State (G2)	Feb. 26	1	4	0	2-2	0-0	W, 6-2		
10	Mia Davidson	Texas State (G2)	Feb. 26	3	4	1	1-2	2-0	W, 6-2		
11	Fa Leilua	Texas State (G2)	Feb. 26	1	4	1	0-2	5-0	W, 6-2		
12	Mia Davidson	at No. 7 Texas	Feb. 27	1	1	1	1-0	0-0	L, 7-8		
13	Fa Leilua	vs. Houston	Feb. 27	3	3	1	0-0	0-0	W, 3-0		
14	Anna Kate Segars	at No. 23 Baylor	Feb. 28	2	1	2	1-1	0-0	L, 6-10		
15	Mia Davidson	at No. 23 Baylor	Feb. 28	2	3	2	3-1	2-7	L, 6-10		
16	Fa Leilua	at No. 23 Baylor	Feb. 28	1	3	2	1-0	4-7	L, 6-10		
17	Fa Leilua	Ball State	Mar. 5	3	1	0	2-1	0-1	W, 8-3		
18	Chloe Malau'ulu	Alcorn State	Mar. 5	2	2	1	1-2	3-0	W, 16-0		
19	Carter Spexarth	Alcorn State	Mar. 5	2	3	0	0-0	6-0	W, 16-0		
20	Madisyn Kennedy	Western Kentucky	Mar. 6	3	2	2	0-1	6-0	W, 10-0		
21	Carter Spexarth	Alcorn State	Mar. 6	1	5	0	2-2	1-5	W, 6-5 (8)		
22	Fa Leilua	Alcorn State	Mar. 6	1	8	1	2-2	5-5	W, 6-5 (8)		
23	Anna Kate Segars	Western Kentucky	Mar. 7	2	6	1	3-2	1-4	W, 5-4		
24	Fa Leilua	Western Kentucky	Mar. 7	2	7	1	3-2	3-4	W, 5-4		
25	Anna Kate Segars	at Alabama State	Mar. 9	2	3	2	1-2	3-2	W, 10-4		
26	Mia Davidson	at Alabama State	Mar. 9	2	4	1	1-1	5-2	W, 10-4		
27	Mia Davidson	at No. 12 Arkansas	Mar. 27	1	3	0	2-1	4-2	L, 7-8		
28	Fa Leilua	at No. 12 Arkansas	Mar. 28	2	3	2	2-1	0-1	L, 3-4		
29	Mia Davidson	at No. 12 Arkansas	Mar. 28	1	6	2	2-2	2-4	L, 3-4		
30	Mia Davidson	at N. Alabama (G1)	Apr. 3	1	3	0	0-0	0-2	W, 9-7 (9)		
31	Paige Cook	at N. Alabama (G1)	Apr. 3	1	6	0	0-1	1-7	W, 9-7 (9)		
32	Fa Leilua	at N. Alabama (G1)	Apr. 3	4	6	2	0-0	2-7	W, 9-7 (9)		
33	Paige Cook	at N. Alabama (G1)	Apr. 3	1	7	1	3-2	6-7	W, 9-7 (9)		
34	Carter Spexarth	at N. Alabama (G2)	Apr. 3	2	1	2	3-2	0-0	W, 9-1		
35	Madisyn Kennedy	at N. Alabama (G2)	Apr. 3	1	2	2	2-2	2-0	W, 9-1		
36	Madisyn Kennedy	at N. Alabama (G2)	Apr. 3	3	4	1	0-1	3-1	W, 9-1		
37	Fa Leilua	at Southeastern La.	Apr. 5	1	7	1	0-0	3-6	L, 4-6		
38	Mia Davidson	Central Arkansas	Apr. 7	1	5	1	0-1	0-2	W, 4-3		
39	Fa Leilua	Central Arkansas	Apr. 7	1	5	1	0-0	1-2	W, 4-3		
40	Carter Spexarth	at Louisiana Tech	Apr. 10	1	6	1	2-2	1-0	W, 2-0		
41	Carter Spexarth	at Samford	Apr. 13	1	2	0	1-1	0-1	W, 8-5		
42	Jackie McKenna	at Samford	Apr. 13	1	2	1	0-1	1-1	W, 8-5		
43	Fa Leilua	Southern Miss	Apr. 14	1	5	1	3-2	1-2	W, 3-2 (8)		
44	Jackie McKenna	at No. 18 Missouri (G2)	Apr. 17	3	7	2	2-2	0-4	L, 3-4		
45	Fa Leilua	at No. 18 Missouri	Apr. 18	2	1	0	1-1	0-0	L, 5-6		
46	Mia Davidson	at No. 18 Missouri	Apr. 18	1	5	2	1-2	2-4	L, 5-6		
47	Mia Davidson	Jackson State (G1)	Apr. 20	2	1	2	0-0	0-0	W, 8-0 (5)		
48	Madisyn Kennedy	Jackson State (G1)	Apr. 20	2	2	0	3-2	2-0	W, 8-0 (5)		
49	Carter Spexarth	Jackson State (G1)	Apr. 20	2	4	2	0-0	6-0	W, 8-0 (5)		
50	Carter Spexarth	Jackson State (G2)	Apr. 20	3	1	0	3-1	0-2	W, 10-3		
51	Mia Davidson	Jackson State (G2)	Apr. 20	1	3	0	3-2	5-3	W, 10-3		
52	Madisyn Kennedy	Jackson State (G2)	Apr. 20	3	5	1	1-1	6-3	W, 10-3		
53	Carter Spexarth	Jackson State (G2)	Apr. 20	1	6	1	0-0	9-3	W, 10-3		
54	Fa Leilua	Texas A&M	Apr. 23	1	4	0	2-0	0-3	L, 5-7		
55	Fa Leilua	Texas A&M	Apr. 23	2	7	1	1-0	2-7	L, 5-7		
56	Carter Spexarth	Texas A&M	Apr. 23	1	7	1	0-0	4-7	L, 5-7		
57	Jackie McKenna	Texas A&M	Apr. 24	1	3	0	1-0	0-0	W, 8-1		
58	Mia Davidson	Texas A&M	Apr. 24	3	6	1	1-0	5-1	W, 8-1		
59	Montana Davidson	at South Carolina	Apr. 30	2	2	1	0-1	0-2	L, 7-8		
60	Montana Davidson	at South Carolina	Apr. 30	1	4	0	2-2	2-6	L, 7-8		
61	Fa Leilua	at South Carolina	May 2	3	3	2	3-1	0-0	W, 7-1		
62	Mia Davidson	at South Carolina	May 2	1	5	1	1-1	4-1	W, 7-1		
63	Fa Leilua	No. 17 Tennessee (G2)	May 5	2	1	0	3-1	0-0	W, 6-2		
64	Mia Davidson	No. 22 Georgia	May 8	1	3	2	2-0	0-1	W, 4-2		
65	Carter Spexarth	vs. Ole Miss	May 12	1	3	0	2-1	2-0	W, 3-1		
66	Fa Leilua	at No. 7 Oklahoma St.	May 22	1	1	1	2-2	0-0	L, 3-9		
67	Carter Spexarth	vs. Campbell	May 22	2	1	1	0-1	0-0	W, 12-0 (5)		
68	Mia Davidson	vs. Campbell	May 22	1	1	1	3-2	2-0	W, 12-0 (5)		
69	Fa Leilua	vs. Campbell	May 22	2	3	0	3-2	3-0	W, 12-0 (5)		
70	Madisyn Kennedy	vs. Campbell	May 22	2	3	2	2-1	7-0	W, 12-0 (5)		
HOME RUN BREAKDOWN											
2021 BREAKDOWN											
Total	70										
Home	33										
Road	31										
Neutral	6										
vs. LHP	6										
vs. RHP	64										
With 0 Outs	21										
With 1 Out	29										
With 2 Outs	20										
Solo	36										
Two-Run	22										
Three-Run	11										
Grand Slam	1										
Back-to-Back	7										
Pinch-Hit	0										
Walk-off	2										
Consecutive Games with HR (Season Long)	0 (6)										
Consecutive Games without HR (Season Long)	1 (8)										
				SEASON							
				SOLO	2R	3R	GS	TOTAL			
				Fa Leilua	10	6	3	1	20		
				Mia Davidson	11	4	2	--	17		
				Carter Spexarth	7	4	1	--	12		
				Madisyn Kennedy	1	2	3	--	6		
				Jackie McKenna	3	--	1	--	4		
				Paige Cook	2	--	1	--	3		
				Anna Kate Segars	--	3	--	--	3		
				Montana Davidson	1	2	--	--	3		
				Chloe Malau'ulu	1	1	--	--	2		
				CAREER							
				SOLO	2R	3R	GS	TOTAL			
				Fa Leilua*	27	28	11	4	70		
				Mia Davidson	32	28	7	2	69		
				Carter Spexarth	10	6	3	1	20		
				Madisyn Kennedy	2	2	5	--	9		
				Montana Davidson	2	4	--	--	6		
				Chloe Malau'ulu	3	1	--	1	5		
				Anna Kate Segars	1	4	--	--	5		
				Jackie McKenna	3	--	1	--	4		
				Paige Cook	2	--	1	--	3		
*includes transfer stats											

## THE SOUTHEASTERN CONFERENCE



## FINAL REGULAR-SEASON STANDINGS

	CONF	PCT.	GB	ALL	PCT.	HOME	AWAY	NEUTRAL
Florida#	19-5	.792	---	45-11	.804	30-5	13-6	2-0
Arkansas#	19-5	.792	---	43-11	.796	24-7	18-2	1-2
Alabama\$	18-6	.750	1.0	52-9	.852	39-4	10-3	3-2
Missouri	15-9	.625	4.0	42-17	.712	17-8	14-7	11-2
Kentucky	13-11	.542	6.0	43-16	.729	16-6	15-10	12-0
LSU	13-11	.542	6.0	35-22	.614	22-12	10-9	3-1
Tennessee	12-11	.522	6.5	42-15	.737	29-9	7-6	6-0
Ole Miss	12-12	.500	7.0	36-22	.621	24-3	6-14	6-5
<b>Mississippi State</b>	<b>8-15</b>	<b>.348</b>	<b>10.5</b>	<b>35-25</b>	<b>.583</b>	<b>22-5</b>	<b>9-18</b>	<b>4-2</b>
Texas A&M	8-16	.333	11.0	32-23	.582	27-10	4-10	1-3
Georgia	7-17	.292	12.0	34-23	.596	24-12	9-8	1-3
Auburn	7-17	.292	12.0	27-24	.529	18-12	7-8	2-4
South Carolina	4-20	.167	15.0	26-26	.500	18-13	4-11	4-2

# Regular Season Co-Champions

Tie-Breakers: Florida is No. 1 seed over Arkansas; LSU is No. 5 seed over Kentucky; Georgia is No. 10 seed over Auburn

\$ SEC Tournament Champion

## SEC IN THE NCAA TOURNAMENT

## ALABAMA

Regional (3-0); Super Regional def. Kentucky (2-0); Eliminated in National Semifinal at WCWS (2-2)

## ARKANSAS

Regional (3-0); Eliminated in Super Regional by Arizona (0-2)

## AUBURN

Eliminated in Regional by Kennesaw State (0-2)

## FLORIDA

Regional (3-0); Eliminated in Super Regional by Georgia (0-2)

## GEORGIA

Regional (3-0); Super Regional def. Florida (2-0); Eliminated at WCWS (0-2)

## KENTUCKY

Regional (4-1); Eliminated in Super Regional by Alabama (0-2)

## LSU

Regional (3-1); Eliminated in Super Regional by Florida State (0-2)

## OLE MISS

Eliminated in Regional Final by Arizona (2-2)

## MISSISSIPPI STATE

Eliminated in Regional Final by Oklahoma State (2-2)

## MISSOURI

Regional (3-0); Eliminated in Super Regional by JMU (1-2)

## TENNESSEE

Eliminated in Regional by Liberty (1-2)

## TEXAS A&amp;M

Eliminated in Regional by Wichita State (1-2)

## MSU SEC STATISTICAL RANKS

CATEGORY	ALL GAMES	SEC GAMES
Batting Avg.	.273 9th	.220 12th
Slugging Pct.	.459 7th	.345 11th
On-Base Pct.	.371 10th	.321 11th
Hits	427 T-5th	125 13th
Runs Scored	298 5th	75 11th
Doubles	69 6th	20 T-10th
Triples	6 T-9th	-- --
Home Runs	70 T-5th	17 9th
Total Bases	718 5th	196 12th
At Bats	1,563 4th	568 13th
Walks	189 6th	61 8th
Stolen Bases	35 11th	2 T-11th
Fielding Pct.	.952 13th	.950 12th
Double Plays	9 13th	3 13th
Earned Run Avg.	3.46 12th	4.36 11th
Opp. Batting Avg.	.247 11th	.270 9th
Strikeouts	417 2nd	138 4th
Walks Allowed	163 10th	70 10th
Hits Allowed	374 12th	161 T-7th
Runs Allowed	234 12th	103 9th

## INDIVIDUAL SEC STAT RANKINGS (TOP 10)

<b>MIA DAVIDSON</b>		
Slugging Pct.	.672	10
Home Runs	17	T-5
Total Bases	119	8
Total Chances	375	3
Putouts	329	7
Runners Caught Stealing	7	T-6
<b>MADISYN KENNEDY</b>		
Sacrifice Bunts	4	T-9
<b>FA LEILUA</b>		
Slugging Pct.	.728	7
On-Base Pct.	.482	8
Home Runs	20	3
Total Bases	123	6
Walks	47	2

## ALYSSA LOZA

Saves	6	T-2
Games Finished	15	5
Games In Relief	21	4

## CHLOE MALAU'ULU

Doubles	13	T-9
Hit-by-Pitch	14	T-7

## EMILY WILLIAMS

Strikeouts	128	10
------------	-----	----

## ANNIE WILLIS

Innings Pitched	141.1	8
Strikeouts	151	7
Looking Strikeouts	34	T-8
Appearances	32	T-9
Games Started	22	10
Wins	17	T-6

## MSU ACROSS THE NATION

## MSU NCAA STATISTICAL RANKS (TOP 25)

CATEGORY	VALUE	RANK
Doubles	69	45
Home Runs	70	17
Home Runs / Game	1.17	30
On-Base Pct.	.371	65
Runs / Game	4.97	71
Shutouts	8	70
Slugging Pct.	.459	53
Strikeout-Walk Ratio	2.56	63
Walks	189	14

## INDIVIDUAL NCAA STATISTICAL RANKS (TOP 100)

<b>MIA DAVIDSON</b>		
Home Runs	17	24
Home Runs / Game	0.28	63
Total Bases	119	37

<b>FA LEILUA</b>		
Home Runs	20	12
Home Runs / Game	0.33	29
On-Base Pct.	.482	83
Sacrifice Flies	3	79
Slugging Pct.	.728	73
Total Bases	123	31
Walks	47	4
Walks / Game	0.78	18

<b>ALYSSA LOZA</b>		
Saves	6	3

<b>CHLOE MALAU'ULU</b>		
Hit-by-Pitch	14	26
Hit-by-Pitch / Game	0.23	78

<b>CARTER SPEXARTH</b>		
Hits	61	73
Home Runs	12	97
Total Bases	106	81

<b>EMILY WILLIAMS</b>		
Strikeouts	128	93
Strikeouts / 7 Inn.	8.6	46

<b>ANNIE WILLIS</b>		
Strikeouts	151	67
Strikeout / 7 Inn.	7.5	86

## NCAA ACTIVE CAREER LEADERS (TOP 25)

<b>EMILY WILLIAMS</b>		
Saves	10	23

<b>MIA DAVIDSON</b>		
Home Runs	69	7
Slugging Pct.	.754	23
Total Bases	470	18

<b>FA LEILUA (includes transfer stats)</b>		
Games Played	262	10
Home Runs	70	5
Runs Batted In	196	15
Total Bases	472	17
Walks	132	7



FINAL POLLS

NFCA / USA TODAY

TEAM	RECORD	PREV
1. Oklahoma (32)	56-4	1
2. Florida State	49-13-1	8
3. Alabama	52-9	3
4. James Madison	41-4	22
5. UCLA	47-7	2
6. Oklahoma State	48-12	7
7. Arizona	41-15	9
8. Georgia	34-23	RV
9. Florida	45-11	4
10. Washington	45-14	6
11. Arkansas	43-11	5
12. Texas	43-14	11
13. Missouri	42-17	14
14. Virginia Tech	37-15	21
15. LSU	35-22	16
16. Kentucky	43-16	19
17. Oregon	40-17	10
18. Clemson	44-8	13
19. Michigan	38-8	20
20. Duke	44-12	17
21. Arizona State	33-16	12
22. Louisiana	47-12	15
23. Tennessee	42-15	18
24. Wichita State	41-13-1	23
25. Liberty	44-15	25

RECEIVING VOTES: Minnesota (37), UCF (28), Fresno State (18), Notre Dame (15), Ole Miss (14), USF (10), Auburn (5), Iowa State (5), **Mississippi State (3)**, Miami (Ohio) (2), Stanford (2), Texas A&M (2).

SOFTBALL AMERICA

TEAM	RECORD	PREV
1. Oklahoma	56-4	1
2. Florida State	49-13-1	10
3. Alabama	52-9	3
4. James Madison	41-4	16
5. UCLA	47-7	2
6. Oklahoma State	48-12	5
7. Arizona	41-15	9
8. Georgia	34-23	20
9. Florida	45-11	4
10. Arkansas	43-11	6
11. Washington	45-14	7
12. Missouri	42-17	8
13. Texas	43-14	11
14. Virginia Tech	37-15	12
15. LSU	35-22	13
16. Kentucky	43-16	14
17. Oregon	40-17	15
18. Michigan	38-8	17
19. Louisiana	47-12	18
20. Arizona State	33-16	19
21. Duke	44-12	21
22. Clemson	44-8	22
23. Minnesota	31-13	23
24. Wichita State	41-13-1	24
25. Notre Dame	33-15	25

MSU RANKING HISTORY

<b>NFCA/USA Today</b> Highest: 15 (Week 3, 2008) First Top 5: N/A First Top 10: N/A First Top 25: Week 3, 2000 (24) Last Top 25: Week 1, 2021 (22)	<b>USA Softball</b> Highest: 15 (Week 5, 2008) First Top 5: N/A First Top 10: N/A First Top 25: Week 4, 2006 (24) Last Top 25: Week 2, 2021 (25)	<b>Softball America</b> Highest: 16 (Week 1, 2021) First Top 5: N/A First Top 10: N/A First Top 25: Week 4, 2020 (25) Last Top 25: Week 4, 2021 (23)	<b>D1Softball.com</b> Highest: 15 (Preseason, 2021) First Top 5: N/A First Top 10: N/A First Top 25: Preseason, 2021 (15) Last Top 25: Week 2, 2021 (18)
---	---	---	---

ESPN / USA SOFTBALL

TEAM	RECORD	PREV
1. Oklahoma (20)	56-4	1
2. Florida State	49-13-1	9
3. Alabama	52-9	3
4. James Madison	41-4	21
5. UCLA	47-7	2
6. Oklahoma State	48-12	5
7. Arizona	41-15	12
8. Georgia	34-23	RV
9. Florida	45-11	4
10. Washington	45-14	7
11. Arkansas	43-11	6
12. Texas	43-14	13
13. Virginia Tech	37-15	22
14. Missouri	42-17	14
T15. LSU	35-22	15
T15. Kentucky	43-16	16
17. Clemson	44-8	10
18. Duke	44-12	17
19. Oregon	40-17	11
20. Michigan	38-8	20
21. Louisiana	47-12	18
22. Arizona State	33-16	8
T23. Wichita State	41-13-1	23
T23. Tennessee	42-15	19
25. Liberty	44-15	24

RECEIVING VOTES: Ole Miss (24), Notre Dame (20), UCF (19), Fresno State (17), Minnesota (14), Stanford (9), Northwestern (7), **Mississippi State (3)**, South Florida (3), Wisconsin (3), Radford (2).

D1SOFTBALL.COM

TEAM	RECORD	PREV
1. Oklahoma	56-4	1
2. Florida State	49-13-1	8
3. Alabama	52-9	3
4. James Madison	41-4	22
5. Oklahoma State	48-12	5
6. UCLA	47-7	2
7. Arizona	41-15	10
8. Georgia	34-23	NR
9. Washington	45-14	7
10. Florida	45-11	4
11. Arkansas	43-11	6
12. Virginia Tech	37-15	20
13. Missouri	42-17	12
14. LSU	35-22	9
15. Kentucky	43-16	16
16. Texas	43-14	15
17. Oregon	40-17	11
18. Duke	44-12	19
19. Clemson	44-8	17
20. Michigan	38-8	18
21. Arizona State	33-16	13
22. Tennessee	42-15	21
23. Notre Dame	33-15	NR
24. Wichita State	41-13-1	25
25. Liberty	44-15	NR

MSU WEEK-BY-WEEK

	NFCA	USA	SA	D1	RPI	RECORD
Preseason	20	22	19	15	--	0-0
Week 1	22	24	16	16	--	2-0
Week 2	RV	25	16	18	--	5-1
Week 3	RV	RV	18	NR	--	8-4
Week 4	RV	RV	23	NR	--	13-5
Week 5	NR	RV	NR	NR	--	15-8
Week 6	NR	RV	NR	NR	45	15-11
Week 7	NR	NR	NR	NR	41	15-14
Week 8	NR	NR	NR	NR	34	18-15
Week 9	NR	NR	NR	NR	33	20-16
Week 10	NR	NR	NR	NR	40	22-19
Week 11	NR	NR	NR	NR	37	25-21
Week 12	NR	NR	NR	NR	33	27-22
Week 13	RV	NR	NR	NR	30	32-22
Week 14	RV	RV	NR	NR	29	33-23
Final	RV	RV	NR	NR	28	35-25

VS. RANKED OPPONENTS

RESULTS

DATE	OPP.	NFCA RANK	RESULT
Feb. 27	at Texas	7	L, 7-8
Feb. 28	at Baylor	23	L, 6-10
Mar. 3	at Alabama	3	L, 0-4
Mar. 19	Florida	5	L, 0-1
Mar. 20	Florida	5	L, 0-10
Mar. 21	Florida	5	L, 0-8 (5)
Mar. 26	at Arkansas	15	L, 0-2
Mar. 27	at Arkansas	15	L, 7-8
Mar. 28	at Arkansas	15	L, 3-4
Apr. 10	vs. Oklahoma	1	L, 0-9 (5)
Apr. 17	at Missouri	18	L, 2-5
Apr. 17	at Missouri	18	L, 3-4
Apr. 17	at Missouri	18	L, 5-6
May 5	Tennessee	17	W, 2-1
May 5	Tennessee	17	W, 6-2
May 7	Georgia	22	W, 4-2
May 8	Georgia	22	W, 4-2
May 9	Georgia	22	W, 4-3
May 13	Florida	4	L, 2-6
May 22	Oklahoma State	7	L, 3-9
May 23	Oklahoma State	7	L, 2-10 (5)

RECORD: 5-16

ALL-TIME RECORD\*

RANKING	RECORD	RANKING	RECORD
1	2-11	14	4-18
2	0-17	15	4-21
3	5-22	16	4-13
4	4-30	17	8-15
5	1-19	18	3-8
6	3-11	19	6-7
7	8-25	20	4-10
8	3-11	21	8-19
9	4-13	22	10-7
10	7-25	23	4-7
11	5-13	24	4-8
12	1-16	25	5-4
13	1-12	TOTAL	105-362

\*The NFCA/USA Today Coaches' Poll is considered the poll of record by Mississippi State.

## GAME RECORDS

## AT BATS

NO.	OPPONENT	DATE
1. 48	vs. Texas	Mar. 1, 2002
2. 47	Auburn	Mar. 18, 2016
3. 46	at Alabama	Mar. 31, 2019
46	LSU	Mar. 8, 2013
5. 45	at Kentucky	Apr. 11, 1997

## HITS

NO.	OPPONENT	DATE
1. 21	vs. Alabama State	Mar. 1, 1997
2. 20	at Louisiana-Monroe	Feb. 8, 2009
3. 19	at Long Beach State	Mar. 11, 2006
4. 18	at Southeastern La.	Mar. 17, 2015
18	at Tennessee	Mar. 31, 2001

## DOUBLES

NO.	OPPONENT	DATE
1. 6	at Louisiana-Monroe	Feb. 8, 2009
2. 5	UMass Lowell	Mar. 11, 2018
5	South Carolina	Apr. 18, 2017
5	Memphis	Apr. 22, 2015
5	at Hawaii	Mar. 6, 2009
5	East Tennessee State	Feb. 19, 2006
5	South Carolina	Mar. 7, 2004

## TRIPLES

NO.	OPPONENT	DATE
1. 6	at Alabama A&M	Feb. 20, 2004
2. 4	Ole Miss	Apr. 7, 2007
4	at Long Beach State	Mar. 11, 2006
4. 3	Three Times*	
MR:	Alabama State	Mar. 2, 2017

## HOME RUNS

NO.	OPPONENT	DATE
1. 5	Memphis	Apr. 10, 2019
2. 4	vs. Campbell	May 22, 2021
4	Jackson State	Apr. 20, 2021
4	at North Alabama	Apr. 3, 2021
4	Alabama State	Feb. 12, 2020
4	Missouri	Apr. 28, 2019
4	LSU	Apr. 6, 2019
4	Tennessee	May 5, 2018
4	Tennessee	Apr. 19, 2015

## TOTAL BASES

NO.	OPPONENT	DATE
1. 33	at Long Beach State	Mar. 11, 2006
2. 31	Columbia	Mar. 3, 2012
3. 30	Alabama State	Feb. 12, 2020
30	Memphis	Apr. 10, 2019
30	at Alabama A&M	Feb. 20, 2004

## RUNS SCORED

NO.	OPPONENT	DATE
1. 30	vs. Alabama State	Mar. 1, 1997
2. 25	at Jackson State	Feb. 7, 2004
25	Tennessee Tech	Mar. 16, 1985
4. 23	vs. Seton Hall	Feb. 23, 2007
5. 21	vs. Fairleigh Dickinson	Mar. 15, 1983

## RUNS BATTED IN

NO.	OPPONENT	DATE
1. 30	vs. Alabama State	Mar. 1, 1997
2. 22	vs. Seton Hall	Feb. 23, 2007
3. 19	Mississippi Valley State	Mar. 7, 2020
19	at Jackson State	Feb. 7, 2004
5. 18	Arkansas	Apr. 26, 2014

## WALKS (BATTING)

NO.	OPPONENT	DATE
1. 14	Mississippi Valley State	Feb. 7, 2014
2. 13	vs. Seton Hall	Feb. 23, 2007
13	vs. Alcorn State	Feb. 22, 1997
4. 11	Four Times*	
MR:	Kentucky	May 7, 2017

## HIT BY PITCH (BATTING)

NO.	OPPONENT	DATE
1. 8	vs. Kentucky	May 7, 2014
2. 6	vs. Memphis	Feb. 12, 2012
6	at Kennesaw State	Mar. 11, 2014
4. 5	Texas A&M	Mar. 14, 2015
5	at LSU	May 4, 2014

## STRIKEOUTS (BATTING)

NO.	OPPONENT	DATE
1. 23	vs. Texas	Mar. 1, 2002
2. 22	LSU	Mar. 8, 2013
3. 17	at Texas	May 21, 2005
4. 16	at Alabama	Mar. 3, 2021
5. 15	Auburn	Mar. 18, 2016

## STOLEN BASES

NO.	OPPONENT	DATE
1. 10	Northern Kentucky	Feb. 7, 2014
10	vs. Alcorn State	Feb. 22, 1997
3. 8	at Mississippi Valley State	Apr. 1, 2014
8	at Samford	Apr. 16, 2013
8	Troy	Feb. 8, 2013
8	Belmont	Feb. 13, 2002

## STOLEN BASE ATTEMPTS

NO.	OPPONENT	DATE
1. 10	Northern Kentucky	Feb. 1, 2014
2. 8	at Mississippi Valley State	Apr. 1, 2014
8	at Samford	Apr. 16, 2013
8	Troy	Feb. 8, 2013
8	Alcorn State	Mar. 29, 2011

## SACRIFICE FLIES

NO.	OPPONENT	DATE
1. 4	Alcorn State	Mar. 1, 2020
4	at SE Louisiana	Feb. 22, 2016
3. 3	Sam Houston State	Mar. 4, 2018
3	at Arkansas	Apr. 17, 2004
5. 2	26 times	
MR:	Georgia	May 7, 2021

## SACRIFICE HITS

NO.	OPPONENT	DATE
1. 5	at Kentucky	Mar. 27, 2004
5	LSU	Mar. 30, 2005
3. 4	vs. Long Island	Feb. 15, 2014
4	vs. Utah	Feb. 26, 2005
4	at South Carolina	Mar. 13, 2012
4	at Arkansas	May 4, 2008

## RUNNERS LEFT ON BASE

NO.	OPPONENT	DATE
1. 18	Kentucky	May 7, 2017
2. 14	Tennessee	Apr. 17, 2015
14	Alabama	Apr. 21, 2002
14	Georgia	Mar. 24, 2001
5. 13	Nine Times*	
MR:	Alcorn State	Feb. 29, 2020

## INNINGS PITCHED

NO.	OPPONENT	DATE
1. 14.0	Auburn	Mar. 18, 2016
14.0	LSU	Mar. 8, 2013
3. 12.0	Samford	Mar. 4, 2017
12.0	Georgia State	Feb. 12, 2017
12.0	LSU	Apr. 16, 2016

## HITS ALLOWED

NO.	OPPONENT	DATE
1. 17	Ole Miss	Apr. 19, 2019
17	LSU	Mar. 31, 2005
17	Tennessee	Mar. 20, 2004
4. 15	Seven Times*	
MR:	Missouri	May 1, 2016

## FEWEST HITS (PITCHING)

NO.	OPPONENT	DATE
1. 0	23 times	
MR:	at Louisiana Tech	Apr. 10, 2021

## WALKS ALLOWED

NO.	OPPONENT	DATE
1. 15	Alabama	Mar. 31, 2019
2. 14	vs. Washington	Feb. 12, 2011
3. 13	at Arkansas	Mar. 28, 2010
4. 12	Four Times*	
MR:	at Florida	May 3, 2019

## RUNS ALLOWED

NO.	OPPONENT	DATE
1. 21	Ole Miss	Apr. 19, 2019
2. 18	vs. Washington	Feb. 12, 2011
18	at Florida	Mar. 16, 2011
18	at Arkansas	Mar. 28, 2010
5. 16	Three Times*	
MR:	at Florida	Apr. 22, 2016

## EARNED RUNS ALLOWED

NO.	OPPONENT	DATE
1. 17	Ole Miss	Apr. 19, 2019
17	at Florida	Mar. 16, 2011
3. 16	at Florida	Apr. 22, 2016
16	Tennessee	Apr. 19, 2015
5. 15	vs. Washington	Feb. 12, 2011

\*Some single-game record data prior to 2004 is not available.

**GAME RECORDS**
**STRIKEOUTS (PITCHING)**

NO.	OPPONENT	DATE
1. 21	Lipscomb	Feb. 17, 2013
2. 19	Mississippi Valley State	Mar. 6, 2020
3. 16	vs. SIU-Edwardsville	Feb. 24, 2013
16	at Jacksonville State	Mar. 12, 2013
5. 15	Three Times*	
MR:	at North Alabama	Apr. 3, 2021

**HOME RUNS ALLOWED**

NO.	OPPONENT	DATE
1. 6	Texas A&M	Feb. 20, 2010
2. 5	Tennessee	Apr. 19, 2015
5	at Tennessee	Apr. 19, 2014
4. 4	13 Times*	
MR:	at Missouri	Apr. 17, 2021

**BATTERS FACED**

NO.	OPPONENT	DATE
1. 61	LSU	Apr. 16, 2016
2. 60	Auburn	Mar. 18, 2016
3. 54	at Alabama	Mar. 31, 2019
4. 52	Kentucky	May 7, 2017
5. 49	LSU	Mar. 8, 2013

**TOTAL CHANCES**

NO.	OPPONENT	DATE
1. 67	Auburn	Mar. 18, 2016
2. 57	Kentucky	May 7, 2016
57	LSU	Apr. 16, 2016
4. 56	Samford	Mar. 4, 2017
5. 54	Georgia State	Feb. 12, 2017
54	LSU	Mar. 8, 2013

**PUTOUTS**

NO.	OPPONENT	DATE
1. 42	Auburn	Mar. 18, 2016
42	LSU	Mar. 8, 2013
3. 36	Samford	Mar. 4, 2017
36	Georgia State	Feb. 12, 2017
36	LSU	Apr. 16, 2016

**ASSISTS**

NO.	OPPONENT	DATE
1. 23	Auburn	Mar. 18, 2016
2. 21	LSU	Apr. 16, 2016
3. 19	Kentucky	May 7, 2017
19	Samford	Mar. 4, 2017
19	NC State	Feb. 5, 2005
19	Georgia Tech	May 8, 2004

**ERRORS**

NO.	OPPONENT	DATE
1. 7	at Tennessee	Apr. 14, 2019
2. 6	at Alabama State	Mar. 9, 2021
6	vs. Minnesota	Feb. 27, 2015
6	vs. California	Feb. 25, 2005
6	LSU	Mar. 31, 2005

\*Some single-game record data prior to 2004 is not available.

**DOUBLE PLAYS TURNED**

NO.	OPPONENT	DATE
1. 3	at Ole Miss	Mar. 20, 2015
3	at Troy	Feb. 19, 2005
3. 2	36 times	
MR:	at Duke	Mar. 2, 2019

**LARGEST MARGIN OF VICTORY**

NO.	OPPONENT	DATE
1. 23 (23-0)	Cal State Fullerton	Feb. 9, 2012
2. 17 (20-3)	Mississippi Valley State	Mar. 7, 2020
17 (17-0)	at UTSA	Apr. 13, 1999
4. 16 (16-0)	Alcorn State	Mar. 5, 2021
16 (16-0)	Oklahoma Christian	Feb. 16, 2006

**LARGEST MARGIN OF DEFEAT**

NO.	OPPONENT	DATE
1. 14 (0-14)	vs. UCLA	Feb. 9, 2002
14 (0-14)	vs. Arizona	Feb. 9, 2001
3. 11 (0-11)	vs. Oklahoma	May 12, 2000
11 (0-11)	at Washington	Mar. 10, 2001
5. 10 (0-10)	Florida	Mar. 20, 2021
10 (1-11)	at Texas A&M	Apr. 28, 2004
10 (0-10)	Nebraska	Apr. 29, 2001

**MOST COMBINED RUNS**

NO.	OPPONENT	DATE
1. 23 (W, 20-3)	Mississippi Valley State	Mar. 7, 2020
23 (W, 23-0)	Cal State Fullerton	Feb. 9, 2012
3. 22 (W, 16-6)	UAB	Feb. 28, 2020
4. 21 (W, 13-8)	vs. San Jose State	Mar. 18, 2010
21 (W, 15-6)	Oklahoma	Mar. 28, 2009



**MADISYN KENNEDY & MONTANA DAVIDSON**



## BATTING SEASON RECORDS

### BATTING AVERAGE

	NO.	H-AB	GAMES	YEAR
1.	.326	238-731	28	2020
2.	.312	475-1522	57	2015
3.	.311	517-1660	63	2008
4.	.305	527-1730	64	2003
5.	.303	513-1695	65	2004

### AT BATS

	NO.	GAMES	PER GAME	YEAR
1.	1,880	71	26.48	2000
2.	1,814	67	27.07	2002
3.	1,777	67	26.52	1999
4.	1,730	64	27.03	2003
5.	1,695	65	26.08	2004

### HITS

	NO.	GAMES	PER GAME	YEAR
1.	550	71	7.75	2000
2.	527	64	8.23	2003
3.	520	67	7.76	1999
4.	517	63	8.21	2008
5.	513	65	7.89	2004

### DOUBLES

	NO.	GAMES	PER GAME	YEAR
1.	88	61	1.44	2018
	88	67	1.31	2002
3.	84	57	1.47	2015
4.	80	64	1.25	2003
	80	67	1.19	1999

### TRIPLES

	NO.	GAMES	PER GAME	YEAR
1.	27	40	0.68	1985
	27	64	0.42	2003
3.	26	65	0.40	2004
4.	24	57	0.42	1998
5.	21	71	0.30	2000
	21	67	0.31	1999

### HOME RUNS

	NO.	GAMES	PER GAME	YEAR
1.	72	58	1.24	2019
2.	70	60	1.17	2021
3.	55	61	0.90	2018
4.	54	57	0.95	2015
5.	51	59	0.86	2013

### TOTAL BASES

	NO.	GAMES	PER GAME	YEAR
1.	781	64	12.20	2003
2.	764	61	12.52	2018
3.	755	71	10.63	2000
4.	753	57	13.21	2015
5.	746	58	12.86	2019

### RUNS BATTED IN

	NO.	GAMES	PER GAME	YEAR
1.	294	57	5.16	2015
2.	293	65	4.51	2004
3.	291	61	4.77	2018
4.	284	58	4.90	2019
5.	270	60	4.50	2021
	270	64	4.22	2003

### RUNS SCORED

	NO.	GAMES	PER GAME	YEAR
1.	337	65	5.18	2004
2.	326	57	5.72	2015
3.	316	61	5.18	2018
4.	310	63	4.92	2008
5.	305	62	4.92	2007

### SLUGGING PERCENTAGE

	NO.	TB-AB	GAMES	YEAR
1.	.538	393-731	28	2020
2.	.495	753-1522	57	2015
3.	.484	746-1542	58	2019
4.	.471	764-1621	61	2018
5.	.459	718-1563	60	2021

### WALKS

	NO.	GAMES	PER GAME	YEAR
1.	206	60	3.43	2014
2.	204	59	3.46	2013
3.	202	57	3.54	2012
4.	194	57	3.40	2015
5.	191	67	2.85	2002

### HIT BY PITCH

	NO.	GAMES	PER GAME	YEAR
1.	88	60	1.47	2014
2.	72	57	1.26	2015
3.	60	60	1.00	2021
	60	57	1.05	2016
5.	59	61	0.97	2018

### STRIKEOUTS

	NO.	GAMES	PER GAME	YEAR
1.	351	56	6.27	2011
2.	345	59	5.85	2013
3.	344	67	5.13	2002
4.	333	66	5.05	2005
5.	326	62	5.26	2007

### STRIKEOUTS LOOKING

	NO.	GAMES	PER GAME	YEAR
1.	103	59	1.75	2013
2.	93	66	1.41	2005
3.	92	61	1.51	2006
4.	90	56	1.61	2011
5.	89	60	1.48	2014

### ON-BASE PERCENTAGE

	NO.	AB	GAMES	YEAR
1.	.411	1522	57	2015
2.	.399	731	28	2020
3.	.383	1449	57	2012
4.	.380	1660	63	2008
5.	.376	1507	60	2014

### STOLEN BASES

	NO.	ATT	PCT.	YEAR
1.	126	147	.857	2008
2.	116	131	.885	2007
3.	114	146	.781	2013
4.	105	130	.808	2001
5.	104	126	.825	2000

### STOLEN BASE ATTEMPTS

	NO.	SB	PCT.	YEAR
1.	147	126	.857	2008
2.	146	114	.781	2013
3.	131	116	.885	2007
4.	130	105	.808	2001
5.	126	99	.786	2002
	126	104	.825	2000

### SACRIFICE FLIES

	NO.	GAMES	PER GAME	YEAR
1.	17	65	0.26	2004
	17	71	0.24	2000
3.	16	56	0.29	2009
4.	15	61	0.25	2018
	15	57	0.26	2016
	15	57	0.26	2015
	15	62	0.24	2007
	15	61	0.25	2006

### SACRIFICE HITS

	NO.	GAMES	AVG	YEAR
1.	74	67	1.10	1999
2.	72	71	1.01	2000
3.	65	62	1.05	2001
4.	60	66	0.91	2005
5.	57	56	1.02	1997



## FIELDING SEASON RECORDS

### TOTAL CHANCES

	NO.	FLD%	GAMES	YEAR
1.	2,318	.957	71	2000
2.	2,114	.952	67	2002
3.	1,982	.959	67	1999
4.	1,979	.953	62	2007
5.	1,961	.964	62	2001

### PUTOUTS

	NO.	FLD%	GAMES	YEAR
1.	1,462	.957	71	2000
2.	1,375	.952	67	2002
3.	1,364	.959	67	1999
4.	1,288	.964	62	2001
5.	1,280	.957	66	2005

### ASSISTS

	NO.	FLD%	GAMES	YEAR
1.	757	.957	71	2000
2.	648	.950	56	1997
3.	637	.952	67	2002
4.	627	.953	62	2007
5.	610	.965	65	2004

### ERRORS

	NO.	FLD%	GAMES	YEAR
1.	102	.952	67	2002
2.	99	.957	71	2000
3.	94	.953	62	2007
4.	94	.950	56	1997
5.	86	--	38	1986

### FIELDING PERCENTAGE

	NO.	PO-A	E	YEAR
1.	.977	1106-333	34	2009
2.	.976	1194-335	38	2014
3.	.970	1237-523	55	2008
4.	.967	555-142	24	2020
5.	.965	1181-517	61	2017
	.965	1245-584	66	2003

### MOST RUNNERS CAUGHT STEALING

	NO.	SBA	GAMES	YEAR
1.	25	45	71	2000
2.	22	43	56	2011
	22	35	67	1999
4.	21	43	55	2010
5.	19	19	66	2005

### MOST DOUBLE PLAYS

	NO.	GAMES	YEAR
1.	32	71	2000
2.	28	62	2002
3.	24	62	2007
4.	23	66	2005
5.	22	57	2015
	22	65	2004

### MOST OUTFIELD ASSISTS

	NO.	OF FLD%	GAMES	YEAR
1.	18	--	62	2002
2.	17	.959	55	2010
3.	15	.952	60	2021
4.	13	--	64	2003
5.	12	.980	56	2009
	12	.949	65	2004

## PITCHING SEASON RECORDS

### EARNED RUN AVERAGE

	NO.	IP	GAMES	YEAR
1.	1.01	257.2	38	1986
2.	1.33	405.0	57	1998
3.	1.36	185.0	28	2020
4.	1.60	275.1	40	1985
5.	2.00	406.0	61	2006

### SAVES

	NO.	WINS	GAMES	YEAR
1.	16	36	67	2002
2.	13	35	62	2007
	13	36	62	2001
4.	10	35	58	2019
	10	34	64	2003

### INNINGS PITCHED

	NO.	GAMES	RECORD	YEAR
1.	487.1	71	44-27	2000
2.	458.1	67	36-31	2002
3.	454.2	67	38-29	1999
4.	429.1	62	36-26	2001
5.	426.2	66	35-31	2005

### COMPLETE GAMES

	NO.	GAMES	RECORD	YEAR
1.	45	56	29-27	1997
2.	35	40	28-12	1985
3.	34	61	33-28	2006
4.	33	63	41-22	2008
	33	71	44-27	2000

### SHUTOUTS

	NO.	GAMES	RECORD	YEAR
1.	19	61	38-23	2018
2.	17	57	36-21	1998
3.	15	65	39-26	2004
4.	14	60	39-21	2014
	14	63	41-22	2008
	14	66	35-31	2005

### STRIKEOUTS

	NO.	IP	K/7	YEAR
1.	468	381.0	8.60	2013
2.	438	398.0	7.70	2014
3.	417	388.2	7.51	2021
4.	416	404.1	7.20	2018
4.	358	374.0	6.70	2012
5.	320	393.2	5.70	2017

### STRIKEOUTS PER 7 INNINGS

	NO.	IP	K	YEAR
1.	9.27	185.0	245	2020
2.	8.60	381.0	468	2013
3.	7.70	398.0	438	2014
4.	7.51	388.2	417	2021
5.	7.20	404.1	416	2018

### MOST HITS ALLOWED

	NO.	OPP. AVG.	GAMES	YEAR
1.	486	.249	71	2000
2.	485	.292	64	2003
3.	466	.261	67	2002
4.	463	.276	66	2005
5.	435	.300	56	2011

### FEWEST HITS ALLOWED

	NO.	OPP. AVG.	GAMES	YEAR
1.	102	.158	28	2020
2.	145	--	19	1983
3.	175	--	38	1986
4.	183	--	31	1984
5.	213	--	40	1985

### OPPONENT BATTING AVERAGE

	NO.	IP	H-AB	YEAR
1.	.158	185.0	102-646	2020
2.	.187	257.2	175-938	1986
3.	.199	381.0	277-1394	2013
4.	.205	275.1	213-1039	1985
5.	.212	404.1	326-1536	2018
	.212	398.0	312-1473	2014

### MOST WALKS ALLOWED

	NO.	IP	GAMES	YEAR
1.	242	381.2	58	2019
2.	220	356.2	55	2010
3.	200	376.1	57	2015
4.	184	374.0	57	2012
5.	182	394.2	57	2016

### MOST RUNS ALLOWED

	NO.	IP	ER	YEAR
1.	313	357.0	250	2011
2.	284	415.0	221	2003
3.	274	356.2	231	2010
4.	253	376.1	200	2015
5.	250	426.2	191	2005

### MOST EARNED RUNS ALLOWED

	NO.	IP	ERA	SV
1.	250	357.0	4.90	2011
2.	231	356.2	4.53	2010
3.	221	415.0	3.73	2003
4.	200	376.1	3.72	2015
5.	197	368.2	3.74	2009

### MOST HOME RUNS ALLOWED

	NO.	IP	ER	YEAR
1.	52	376.1	200	2015
2.	51	381.0	145	2013
3.	50	388.2	192	2021
	50	381.2	183	2019
	50	357.0	250	2011
	50	368.2	197	2009

### BATTERS FACED

	NO.	IP	GAMES	YEAR
1.	2,034	458.1	67	2002
2.	1,936	454.2	67	1999
3.	1,927	415.0	64	2003
4.	1,891	426.2	66	2005
5.	1,840	429.1	62	2001

### CONSECUTIVE SCORELESS INNINGS

NO.	DATES
49	May 13-28, 2005

### CONSECUTIVE INNINGS WITHOUT AN EARNED RUN

NO.	DATES
64	Feb. 26 - Mar. 13, 2002

## MISCELLANEOUS SEASON RECORDS

## MOST WINS

NO.	RECORD	PCT.	YEAR
1. 44	44-27	.619	2000
2. 41	41-22	.681	2008
3. 39	39-21	.650	2014
39	39-26	.600	2004
5. 38	38-23	.623	2018
38	38-29	.567	1999

## FEWEST LOSSES

NO.	RECORD	PCT.	YEAR
1. 3	28-3	.903	2020
2. 11	27-11	.711	1986
3. 12	28-12	.700	1985
4. 13	6-13	.316	1983
5. 18	2-18	.100	1982

## MOST HOME WINS

NO.	RECORD	PCT.	YEAR
1. 24	24-10	.706	2018
24	24-7	.774	2017
3. 23	23-6	.793	2004
4. 22	22-6	.786	2021
5. 21	21-8	.724	2019
21	21-8	.724	2008
21	21-6	.778	1999

## FEWEST HOME LOSSES

NO.	RECORD	PCT.	YEAR
1. 1	17-1	.944	2020
1	16-1	.941	2012
3. 2	4-2	.667	1982
4. 5	13-5	.722	1986
5	11-5	.688	1985
5	3-5	.375	1983

## MOST ROAD WINS

NO.	RECORD	PCT.	YEAR
1. 13	13-7	.650	2012
2. 12	12-7	.632	2015
12	12-9	.571	2001
12	12-6	.667	1998
5. 11	11-7	.611	2000

## FEWEST ROAD LOSSES

NO.	RECORD	PCT.	YEAR
1. 0	1-0	1.000	2020
2. 1	11-1	.916	2002
3. 2	9-2	.818	2013
2	8-2	.800	2006
5. 3	11-3	.786	2011
3	11-3	.786	2005
3	5-3	.625	2003
3	9-3	.750	1999

## MOST NEUTRAL WINS

NO.	RECORD	PCT.	YEAR
1. 14	14-9	.609	2000
2. 13	13-8	.619	2003
3. 12	12-11	.522	2002
12	12-4	.750	1985
5. 11	11-8	.579	2008
11	11-9	.550	1999

## FEWEST NEUTRAL LOSSES

NO.	RECORD	PCT.	YEAR
1. 2	4-2	.667	2021
2	7-2	.778	2020
2	10-2	.833	2013
4. 3	2-3	.400	1984
5. 4	Eight Times		
MR:	6-4	.600	2019

## TOTAL HOME ATTENDANCE

NO.	DATES	AVG.	YEAR
1. 19,302	29	665	2016
2. 17,954	30	598	2015
3. 17,110	31	551	2017
4. 15,446	32	482	2018
5. 14,438	27	534	2014

## AVERAGE HOME ATTENDANCE

NO.	GAMES	TOTAL	YEAR
1. 665	29	19,302	2016
2. 598	30	17,954	2015
3. 551	31	17,110	2017
4. 534	27	14,438	2014
5. 482	32	15,446	2018

## LONGEST WINNING STREAKS

NO.	DATES
1. 17	Feb. 22, 2020 - Feb. 21, 2021
2. 16	Feb. 17 - Mar. 10, 2017
16	Feb. 10 - Mar. 3, 2006
4. 15	Feb. 7 - 28, 2014
15	Mar. 21 - Apr. 10, 1986
6. 12	Mar. 2 - 16, 2018
12	Apr. 10 - May 4, 2012

## LONGEST LOSING STREAKS

NO.	DATES
1. 9	Mar. 13 - Mar. 28, 2021
2. 7	Mar. 4 - 17, 2000
7	Mar. 9 - 22, 1997
4. 6	Apr. 29 - May 8, 2016
6	Mar. 23 - Apr. 2, 2016
6	Apr. 21 - May 2, 2001
7. 5	Apr. 11 - 21, 2007
5	Apr. 25 - May 5, 2004
5	Apr. 3 - 10, 2004
5	Feb. 23 - Mar. 6, 2001

CONSECUTIVE GAMES SCORING ONE RUN  
(SINGLE-SEASON)

NO.	DATES
1. 37	Feb. 10 - Apr. 10, 2011
2. 36	Feb. 4 - Mar. 22, 1998
3. 35	Feb. 9 - Apr. 6, 2012
4. 28	Feb. 7 - Mar. 11, 2020
28	Feb. 17 - Mar. 30, 2018
28	Mar. 19 - May 17, 2009

CONSECUTIVE GAMES SCORING ONE RUN  
(OVERALL)

NO.	DATES
1. 43	Apr. 23, 1997 - Mar. 22, 1998
2. 40	Feb. 7, 2020 - Feb. 28, 2021
3. 37	Feb. 10 - Apr. 10, 2011
4. 36	May 21, 2011 - Apr. 6, 2012
36	Feb. 4 - Mar. 22, 1998

## 10-GAME WINNING STREAKS

NO.	DATES
1. 17	Feb. 22, 2020 - Feb. 21, 2021
2. 16	Feb. 17 - Mar. 10, 2017
16	Feb. 10 - Mar. 3, 2006
4. 15	Feb. 7 - 28, 2014
15	Mar. 21 - Apr. 10, 1986
6. 12	Mar. 2 - 16, 2018
12	Apr. 10 - May 4, 2012
8. 11	Feb. 8 - 17, 2008
11	Feb. 16 - Mar. 8, 2003
10. 10	Feb. 5 - 26, 2016
10	Apr. 20 - May 13, 2004

## LONGEST NFCA-RANKED WINNING STREAKS

NO.	DATES
1. 7	Apr. 9 - May 13, 2004
2. 5	May 5 - 9, 2021
3. 4	Feb. 8 - 22, 2002
4. 3	Apr. 12 - 18, 2014
3	Apr. 13 - 26, 2003

## LONGEST SEC WINNING STREAKS

NO.	DATES
1. 9	Mar. 23 - Apr. 1, 2001
2. 7	May 1 - 9, 2021
7	Apr. 13 - May 4, 2012
7	Mar. 26 - Apr. 3, 1999
3. 5	Eight Times
MR:	Apr. 26 - May 4, 2019



## SINGLE GAME RECORDS

### BATTING

#### AT BATS

1.	7	Olivia Golden	Kentucky	May 7, 2017
2.	6	29 Times*		
MR: <b>Chloe Malau'ulu</b> at North Alabama Apr. 3, 2021				

#### HITS

1.	5	Julia Echols	at Missouri	Apr. 11, 2015
		Shawna Feldt	at Georgia Tech	Mar. 22, 1998
3.	4	29 Times*		
MR: <b>Mia Davidson</b> Alcorn State Mar. 5, 2021				

#### DOUBLES

1.	3	Jenny Hehnke	vs. Tulsa	Feb. 23, 1997
2.	2	68 Times*		
MR: <b>Chloe Malau'ulu</b> at SE Louisiana Apr. 5, 2021				

#### TRIPLES

1.	3	Haylee Guess	Ole Miss	Apr. 7, 2007
2.	2	11 Times*		
MR: <b>Kat Moore</b> Tennessee May 5, 2018				

#### HOME RUNS

1.	3	<b>Mia Davidson</b>	vs. Washington	Feb. 14, 2019
2.	2	44 times		
MR: <b>Montana Davidson</b> at South Carolina Apr. 30, 2021				

#### TOTAL BASES

1.	12	<b>Mia Davidson</b>	vs. Washington	Feb. 14, 2019
2.	11	<b>Mia Davidson</b>	at Southern Miss	Mar. 11, 2020
3.	10	<b>Mia Davidson</b>	North Alabama	Feb. 1, 2020
	10	Jessica Cooley	Jackson State	Apr. 10, 2012
	10	Iyhia McMichael	vs. Samford	Feb. 16, 2003

#### RUNS SCORED

1.	5	Michelle Gates	vs. Alabama State	Mar. 1, 1997
2.	4	11 Times*		
MR: <b>Mia Davidson</b> Alcorn State Mar. 5, 2021				

#### RUNS BATTED IN

1.	7	Haylee Guess	vs. Pacific	May 18, 2007
	7	Iyhia McMichael	vs. Samford	Feb. 16, 2003
3.	6	Seven Times*		
MR: <b>Kat Moore</b> at Alabama Mar. 31, 2019				

#### WALKS

1.	4	Katie Cooley	LSU	Mar. 30, 2005
2.	3	51 Times*		
MR: <b>Fa Leilua</b> at South Carolina Apr. 30, 2021				

#### HIT BY PITCH

1.	3	Five times		
MR: <b>Sarai Niu</b> vs. Baylor Feb. 27, 2016				

#### STRIKEOUTS

1.	5	Briana Bell	LSU	Mar. 8, 2013
2.	4	<b>Brylie St. Clair</b>	at North Alabama	Apr. 3, 2021
	4	Loryn Nichols	LSU	Mar. 8, 2013
3.	3	104 Times*		
MR: <b>Paige Cook</b> at Alabama Mar. 3, 2021				
		Fa Leilua	at Alabama	Mar. 3, 2021

### STOLEN BASES

1.	5	Chelsea Bramlett	Louisiana-Monroe	Feb. 8, 2009
2.	4	Six Times*		
MR: <b>Loryn Nichols</b> Saint Louis Feb. 8, 2015				

### SACRIFICE HITS

1.	3	Melissa Massey	vs. Utah	Feb. 26, 2005
2.	2	19 Times*		
MR: <b>Jackie McKenna</b> Southern Miss Apr. 14, 2021				

### SACRIFICE FLIES

1.	2	Calyn Adams	Sam Houston St.	Mar. 4, 2018
	2	Nakita Boyce	at Southern Miss	Apr. 24, 2007
	2	Michelle Kinney	Arkansas	Apr. 16, 2005
	2	Katie Cooley	Tennessee St.	Feb. 19, 2006

### PITCHING

#### INNINGS PITCHED

1.	14.0	Alison Owen	LSU	Mar. 8, 2013
2.	13.1	Alexis Silkwood	Auburn	Mar. 18, 2016
3.	12.0	Alexis Silkwood	Samford	Mar. 4, 2017

#### HITS ALLOWED

1.	14	Alyssa Loza	Ole Miss	Apr. 19, 2019
	14	Alexis Silkwood	Missouri	Apr. 4, 2014
	14	Kelli Miller	Alabama	Apr. 9, 2004
4.	13	Three Times*		
MR: <b>Alexis Silkwood</b> LSU Apr. 8, 2015				

#### RUNS ALLOWED

1.	13	Alyssa Loza	Ole Miss	Apr. 19, 2019
2.	11	Four Times*		
MR: <b>Regan Green</b> Alabama Mar. 17, 2017				

#### EARNED RUNS ALLOWED

1.	13	Alyssa Loza	Ole Miss	Apr. 19, 2019
2.	11	Holly Ward	Florida	Mar. 28, 2015
	11	Lindsey Dunlap	vs. Washington	Feb. 12, 2011

#### WALKS

1.	14	Emily Williams	at Alabama	Mar. 31, 2019
2.	12	Emily Williams	at Tennessee	Apr. 14, 2019
	12	Emily Williams	at Florida	May 3, 2019

#### STRIKEOUTS

1.	19	<b>Annie Willis</b>	Mississippi Valley St.	Mar. 6, 2020
2.	16	Alison Owen	vs. SIU-Edwardsville	Feb. 24, 2013
3.	15	Alison Owen	vs. Wichita State	Feb. 23, 2013
	15	Alexis Silkwood	Mississippi Valley St.	Feb. 5, 2015

#### HOME RUNS ALLOWED

1.	5	Alison Owen	at Tennessee	Apr. 19, 2014
2.	4	Six Times*		
MR: <b>Alexis Silkwood</b> Illinois Feb. 13, 2015				

#### WILD PITCHES

1.	3	Emily Williams	at SE Louisiana	Apr. 5, 2021
	3	<b>Grace Fagan</b>	vs. Oklahoma	Apr. 10, 2021
	3	<b>Grace Fagan</b>	at Alabama	Mar. 30, 2019
	3	Kylie Vry	at Kentucky	Mar. 26, 2011
	3	Stephanie Becker	vs. Georgetown	Mar. 13, 2010
	3	Kelsey Nurnberg	Arkansas	May 4, 2007

### FIELDING

#### PUTOUTS

1.	20	Logan Foulks	Lipscomb	Feb. 17, 2013
2.	18	<b>Jackie McKenna</b>	Mississippi Valley St.	Mar. 6, 2020
	18	Kate Jaspers	Georgia Tech	May 8, 2004

#### ASSISTS

1.	10	Caroline Seitz	Stephen F. Austin	Feb. 11, 2017
2.	9	Karrie Rider	at Alabama	Apr. 24, 1999
3.	8	13 Times*		
MR: <b>Reggie Harrison</b> Kentucky May 7, 2017				

#### ERRORS

1.	4	Jenny Hehnke	Arkansas	Mar. 29, 1997
2.	3	13 Times*		
MR: <b>Montana Davidson</b> Florida Mar. 20, 2021				

#### PASSED BALLS

1.	2	16 times		
MR: <b>Jackie McKenna</b> Mississippi Valley St. Feb. 22, 2021				

\*Some single-game record data prior to 2004 is not available.

## BATTING SEASON RECORDS

### BATTING AVERAGE (MIN. 50 AT BATS)

	NO.	NAME	H-AB	YEARS
1.	.536	Chelsea Bramlett	98-183	2010
2.	.486	Chelsea Bramlett	88-181	2009
3.	.475	Iyhia McMichael	87-183	2004
4.	.450	Chelsea Bramlett	90-200	2008
5.	.443	Kellie Wilkerson	90-203	1999
6.	.431	Kellie Wilkerson	78-181	2000
7.	.427	Keri McCallum	67-157	1997
8.	.419	Kellie Wilkerson	80-191	2002
	.419	Kellie Wilkerson	70-167	2001
10.	.412	Keri McCallum	100-243	2000

### AT BATS

	NO.	NAME	H	YEAR
1.	243	Keri McCallum	100	2000
2.	235	Keri McCallum	88	1999
3.	216	Karrie Rider	66	2000
4.	215	Chelsea Bramlett	83	2007
5.	211	Michelle Gates	62	2000
6.	210	Jenny Hehnke	65	2000
7.	209	Courtney Bures	81	2005
8.	208	Jennifer Nelson	70	2003
9.	207	Iyhia McMichael	69	2002
10.	206	Jenny Hehnke	66	1999

### HITS

	NO.	NAME	AB	YEAR
1.	100	Keri McCallum	243	2000
2.	98	Chelsea Bramlett	183	2010
3.	90	Kellie Wilkerson	203	1999
	90	Chelsea Bramlett	200	2008
5.	88	Keri McCallum	235	1999
	88	Chelsea Bramlett	181	2009
7.	87	Iyhia McMichael	183	2004
8.	83	Chelsea Bramlett	215	2007
9.	81	Courtney Bures	209	2005
10.	80	Kellie Wilkerson	191	2002

### DOUBLES

	NO.	NAME	AB	YEAR
1.	22	Keri McCallum	235	1999
2.	20	Caroline Seitz	188	2014
3.	18	Jennifer Waterman	143	2003
	18	Kellie Wilkerson	191	2002
5.	17	Kellie Wilkerson	203	1999
6.	16	Caroline Seitz	195	2015
	16	Michelle Gates	56	1997
	16	Iyhia McMichael	183	2004
	16	Courtney Bures	209	2005
10.	15	Reggie Harrison	165	2017
	15	Iyhia McMichael	207	2002
	15	Michelle Gates	184	1998
	15	Michelle Gates	190	1999

### TRIPLES

	NO.	NAME	AB	YEAR
1.	11	Keri McCallum	243	2000
	11	Keri McCallum	157	1997
3.	10	Keri McCallum	235	1999
	10	Michelle Gates	184	1998
	10	Iyhia McMichael	183	2004
6.	9	Kasey Whitehead	93	2001
7.	8	Iyhia McMichael	207	2002
	8	Katie Anne Bailey	178	2015
9.	7	Melanie Morgan	118	1985
	7	Jennifer Nelson	208	2003

### HOME RUNS

	NO.	NAME	AB	YEAR
1.	26	Mia Davidson	169	2019
2.	22	Fa Leilua	177	2019
3.	20	Fa Leilua	169	2021
4.	19	Mia Davidson	189	2018
5.	18	Iyhia McMichael	186	2003
6.	17	Mia Davidson	177	2021
	17	Courtney Bures	209	2005
8.	15	Caroline Seitz	195	2015
	15	Jessica Cooley	158	2012
10.	14	Kellie Wilkerson	167	2001

### TOTAL BASES

	NO.	NAME	AB	YEAR
1.	158	Courtney Bures	209	2005
2.	153	Iyhia McMichael	183	2004
3.	152	Kellie Wilkerson	203	1999
4.	149	Mia Davidson	169	2019
	149	Iyhia McMichael	186	2003
6.	145	Keri McCallum	243	2000
7.	144	Mia Davidson	189	2018
8.	134	Fa Leilua	177	2019
9.	130	Keri McCallum	235	1999
10.	129	Kellie Wilkerson	191	2002

### RUNS BATTED IN

	NO.	NAME	H	YEAR
1.	65	Kellie Wilkerson	90	1999
2.	64	Mia Davidson	63	2019
3.	63	Iyhia McMichael	75	2003
4.	56	Courtney Bures	64	2007
5.	55	Jennifer Waterman	63	2004
6.	54	Caroline Seitz	62	2015
	54	Courtney Bures	81	2005
8.	52	Fa Leilua	61	2019
9.	50	Ka'ili Smith	53	2010
10.	48	Fa Leilua	58	2021
	48	Mia Davidson	70	2018
	48	Michelle Gates	62	1997
	48	Iyhia McMichael	69	2002

### RUNS SCORED

	NO.	NAME	AB	YEAR
1.	83	Iyhia McMichael	183	2004
2.	64	Keri McCallum	243	2000
3.	63	Iyhia McMichael	186	2003
4.	57	Keri McCallum	235	1999
5.	56	Chelsea Bramlett	183	2010
	56	Chelsea Bramlett	215	2007
7.	55	Chelsea Bramlett	181	2009
	55	Kellie Wilkerson	167	2001
9.	52	Mia Davidson	169	2019
	52	Chelsea Bramlett	200	2008

### SLUGGING PERCENTAGE (MIN. 50 AT BATS)

	NO.	NAME	AB	YEAR
1.	.882	Mia Davidson	169	2019
2.	.836	Iyhia McMichael	183	2004
3.	.801	Iyhia McMichael	186	2003
4.	.791	Fa Leilua	86	2020
5.	.766	Kellie Wilkerson	167	2001
6.	.762	Mia Davidson	189	2018
7.	.757	Fa Leilua	177	2019
8.	.756	Courtney Bures	209	2005
9.	.749	Kellie Wilkerson	203	1999
10.	.728	Fa Leilua	169	2021

### WALKS

	NO.	NAME	YEAR
1.	51	Sam Lenahan	2013
	51	Iyhia McMichael	2004
3.	50	Kellie Wilkerson	2002
4.	49	Kellie Wilkerson	2000
5.	48	Kellie Wilkerson	2001
6.	47	Fa Leilua	2021
7.	44	Ka'ili Smith	2012
8.	40	Ali Bainbridge	2011
	40	Heidi Shape	2014
10.	39	Sam Lenahan	2014

### HIT BY PITCH

	NO.	NAME	YEAR
1.	22	Brittany Bell	2012
2.	21	Sarai Niu	2016
	21	Heidi Shape	2014
4.	16	Julia Echols	2014
5.	15	Julia Echols	2015
6.	14	Chloe Malau'ulu	2021
	14	Mia Davidson	2019
	14	Courtney Bures	2007
	14	Alexis Silkwood	2015
10.	13	Reggie Harrison	2018
	13	Brittany Bell	2009

### ON-BASE PERCENTAGE (MIN. 50 AT BATS)

	NO.	NAME	AB	YEAR
1.	.595	Iyhia McMichael	183	2004
2.	.571	Chelsea Bramlett	183	2010
3.	.555	Kellie Wilkerson	167	2001
4.	.553	Kellie Wilkerson	181	2000
5.	.550	Kellie Wilkerson	191	2002
6.	.532	Chelsea Bramlett	181	2009
7.	.525	Brittany Bell	152	2012
8.	.519	Kellie Wilkerson	203	1999
9.	.502	Sam Lenahan	148	2013
	.502	Iyhia McMichael	186	2003

### STRIKEOUTS

	NO.	NAME	AB	YEAR
1.	58	Chelsea Raines	154	2011
2.	53	Sam Lenahan	153	2014
3.	50	Nakita Boyce	179	2006
4.	49	Lindsay Hunley	177	2005
5.	48	Nakita Boyce	182	2007
6.	47	Jessica Cooley	140	2013
7.	45	Brittany Bell	146	2010
	45	Katie Cooley	153	2005
9.	42	Sam Lenahan	148	2013
	42	Brittany Gates	113	2009

### STOLEN BASES

	NO.	NAME	ATT	YEAR
1.	61	Chelsea Bramlett	64	2010
2.	54	Chelsea Bramlett	60	2009
3.	46	Chelsea Bramlett	50	2007
	46	Chelsea Bramlett	50	2008
5.	41	Iyhia McMichael	48	2004
6.	36	Iyhia McMichael	40	2002
	36	Iyhia McMichael	37	2003
8.	35	Kellie Wilkerson	43	2001
9.	34	Loryn Nichols	34	2015
10.	31	Keri McCallum	34	2000

## RECORD BOOK | INDIVIDUAL RECORDS

### BATTING SEASON (CONT.)

#### SACRIFICE FLIES

NO.	NAME	GP	YEAR
1.	5 Karrie Rider	71	2000
	5 Kate Jaspers	63	2004
3.	4 11 times		
MR:	Mia Davidson & Fa Leilua		2019

#### SACRIFICE HITS

NO.	GP	GP	YEAR
1.	23 Jenny Hehnke	69	2000
2.	21 Kate Jaspers	63	2004
	21 Tracy Clark	53	1997
4.	17 Cheri Smith	59	2001
	17 Karrie Rider	57	1998
6.	16 Kendell Kimbrough	56	1999
7.	14 Jennifer Nelson	50	2002
	14 Cheri Smith	67	1999
9.	13 Lindsay Hunley	64	2005
10.	12 Karrie Rider	67	1999
	12 Karrie Rider	53	1997
	12 Ali Bainbridge	63	2008

#### GAMES PLAYED

NO.	NAME	GS	YEAR
1.	71 Keri McCallum	71	2000
	71 Karrie Rider	71	2000
3.	69 Michelle Gates	69	2000
	69 Jenny Hehnke	68	2000
5.	68 Kellie Wilkerson	68	2000
6.	67 Eight times		
MR:	Iyhia McMichael & Kate Jaspers		2002

#### GAMES STARTED

NO.	NAME	GP	YEAR
1.	71 Keri McCallum	71	2000
	71 Karrie Rider	71	2000
3.	69 Michelle Gates	69	2000
4.	68 Jenny Hehnke	69	2000
	68 Kellie Wilkerson	68	2000
6.	67 Six times		
MR:	Iyhia McMichael	67	2002

### FIELDING SEASON RECORDS

#### TOTAL CHANCES

NO.	NAME	FLD%	YEAR
1.	511 Kellie Wilkerson	.988	2002
2.	499 Cheri Smith	.990	1999
3.	498 Sammie Jo Bailey	.988	2007
4.	486 Cheri Smith	.979	2000
5.	476 Kate Jaspers	.994	2003
6.	462 Lindsay Hunley	.996	2005
7.	458 Nichole Henry	.963	1997
8.	453 Sammie Jo Bailey	.980	2008
9.	426 Sam Lenahan	.998	2014
10.	419 Ka'ili Smith	.990	2012

#### PUTOUTS

NO.	NAME	FLD%	YEAR
1.	477 Sammie Jo Bailey	.988	2007
2.	459 Cheri Smith	.990	1999
3.	450 Cheri Smith	.979	2000
4.	447 Kellie Wilkerson	.988	2002
5.	446 Kate Jaspers	.994	2003
6.	438 Lindsay Hunley	.996	2005
7.	434 Sammie Jo Bailey	.980	2008
8.	421 Nichole Henry	.963	1997
9.	390 Sam Lenahan	.998	2014
10.	386 Sarai Niu	.985	2018

#### ASSISTS

NO.	NAME	FLD%	YEAR
1.	193 Courtney Bures	.923	2007
2.	181 Karrie Rider	.951	2000
3.	171 Karrie Rider	.939	1997
4.	168 Courtney Bures	.952	2008
5.	163 Jennifer Jessup	.940	2003
6.	157 Michelle Gates	.931	2000
7.	151 Jessie Bailey	.949	2007
8.	149 Jennifer Jessup	.939	2002
9.	147 Michelle Gates	.949	1997
10.	142 Tanelda McDonald	.966	2004
	142 Michelle Gates	.943	1999

#### OUTFIELD ASSISTS (SINCE 2001)

NO.	NAME	FLD%	YEAR
1.	9 Iyhia McMichael	.988	2002
2.	7 <b>Chloe Malau'ulu</b>	<b>.990</b>	<b>2021</b>
	7 Iyhia McMichael	.931	2004
4.	6 Brittany Gates	.949	2011
	6 Brittany Bell	.937	2010
	6 Ka'ili Smith	.978	2010
	6 Hayle Guess	.989	2008
	6 Krystal Tillman	.970	2003
9.	5 Brittany Gates	.964	2010
	5 Brittany Bell	.986	2009
	5 Kate Jaspers	.962	2002

#### FIELDING PERCENTAGE (MIN. 150 CHANCES)

NO.	NAME	PO-A-E	YEAR
1.	.998 Sam Lenahan	389-36-1	2014
2.	.997 Blair Hewett	283-27-1	2006
3.	.996 Lindsay Hunley	438-22-2	2005
4.	.994 Kate Jaspers	446-27-3	2003
	.994 Jennifer Waterman	138-17-1	2003
6.	.993 Chelsea Bramlett	252-19-2	2008
7.	.992 Jennifer Waterman	343-35-3	2004
	.992 Keri McCallum	204-46-2	2000
9.	.991 Kate Jaspers	312-8-3	2004
10.	<b>.990 Mia Davidson</b>	<b>182-18-2</b>	<b>2020</b>
	.990 Calyn Adams	266-34-3	2017
	.990 Ka'ili Smith	382-33-4	2012
	.990 Chelsea Bramlett	286-19-3	2009



COURTNEY BURES



# PITCHING SEASON RECORDS

## EARNED RUN AVERAGE (MIN. 50 IP)

NO.	NAME	IP	YEARS
1.	0.79 Kim Davis	97.2	1986
2.	<b>0.80 Annie Willis</b>	<b>52.2</b>	<b>2020</b>
3.	1.04 Cathy Pippins	87.1	1986
4.	1.07 Autumn Anderson	275.2	1998
5.	1.25 Kathleen Tindle	72.2	1986
6.	1.43 Holly Ward	186.0	2018
7.	1.58 Kim Davis	141.1	1985
8.	1.59 Vicki Bonar	132.0	1985
9.	1.74 Emily Williams	52.1	2018
10.	1.75 Stephanie Comeaux	155.2	2006

## WINS

NO.	NAME	RECORD	YEAR
1.	26 Alexis Silkwood	26-16	2015
	26 Jennifer Pursell	26-16	2000
	26 Autumn Anderson	26-13	1998
4.	23 Autumn Anderson	23-13	1999
5.	22 Melissa Massey	22-12	2003
6.	20 Misty Flesher	20-10	2008
	20 Kasey Whitehead	20-14	2002
8.	18 Alison Owen	18-12	2014
	18 Stephanie Becker	18-10	2012
	18 Kelli Miller	18-11	2007
	18 Melissa Massey	18-9	2004

## CONSECUTIVE VICTORIES

NO.	NAME	DATES
1.	10 Stephanie Comeaux	Feb. 10 - Mar. 5, 2006
	10 Michelle Gates	Feb. 26 - Mar. 28, 1997
3.	9 Alexis Silkwood	Feb. 10 - Mar. 4, 2017
	9 Alison Owen	Feb. 9 - Mar. 6, 2013
	9 Melissa Massey	Feb. 9 - Mar. 8, 2003
6.	8 Ragan Blake	Feb. 10 - Mar. 1, 2006
	8 Melissa Massey	Apr. 3 - May 8, 2004
	8 Kellie Wilkerson	Feb. 18 - Apr. 19, 2001
	8 Autumn Anderson	Feb. 12 - Mar. 6, 1999
10.	<b>7 Annie Willis</b>	<b>Feb. 13 - Mar. 9, 2021</b>
	7 Alyssa Loza	Feb. 16 - Apr. 19, 2019
	7 Kelsey Nurnberg	Feb. 8 - Feb. 23, 2008
	7 Kasey Whitehead	Mar. 24 - Apr. 11, 2002
	7 Jennifer Pursell	Feb. 13 - Mar. 4, 2000

## LOSSES

NO.	NAME	RECORD	YEAR
1.	16 Alexis Silkwood	26-16	2015
	16 Lindsey Dunlap	17-16	2009
	16 Jennifer Pursell	26-16	2000
4.	15 Ragan Blake	16-15	2006
5.	14 Melissa Massey	8-14	2002
	14 Kasey Whitehead	20-14	2002
7.	13 Alexis Silkwood	4-13	2016
	13 Alison Owen	17-13	2013
	13 Jennifer Pursell	16-13	2001
	13 Autumn Anderson	23-13	1999
	13 Autumn Anderson	26-13	1998



STEPHANIE COMEAUX

## SAVES

NO.	NAME	APP	YEAR
1.	14 Kellie Wilkerson	41	2002
2.	10 Sara Hickerson	45	2007
	10 Kellie Wilkerson	31	2001
4.	8 Kellie Wilkerson	33	1999
5.	7 Ragan Blake	28	2005
6.	6 Alyssa Loza	26	2021
7.	5 Emily Williams	16	2020
	5 Emily Williams	39	2019
	5 Alexis Silkwood	38	2017
	5 Alison Owen	43	2013
	5 Stephanie Owens	16	2003

## APPEARANCES

NO.	NAME	IP	YEAR
1.	53 Kasey Whitehead	221.2	2002
2.	51 Autumn Anderson	254.0	1999
3.	50 Jennifer Pursell	256.2	2000
	50 Autumn Anderson	275.2	1998
5.	47 Alexis Silkwood	235.2	2015
6.	45 Sara Hickerson	100.2	2007
7.	43 Stephanie Becker	182.2	2012
	43 Lindsey Dunlap	217.2	2009
	43 Jennifer Pursell	198.0	2001
10.	42 Alison Owen	198.2	2013

## INNINGS PITCHED

NO.	NAME	APP	YEAR
1.	275.2 Autumn Anderson	50	1998
2.	256.2 Jennifer Pursell	50	2000
3.	254.0 Autumn Anderson	51	1999
4.	235.2 Alexis Silkwood	47	2015
5.	221.2 Kasey Whitehead	53	2002
6.	217.2 Lindsey Dunlap	43	2009
7.	198.2 Alison Owen	42	2013
	198.2 Melissa Massey	41	2003
9.	198.0 Jennifer Pursell	43	2001
10.	192.2 Ragan Blake	37	2006

## GAMES STARTED

NO.	NAME	APP	YEAR
1.	38 Autumn Anderson	51	1999
2.	36 Stephanie Becker	43	2012
3.	35 Alexis Silkwood	47	2015
	35 Jennifer Pursell	50	2000
5.	34 Melissa Massey	41	2003
	34 Kasey Whitehead	53	2002
6.	32 Melissa Massey	37	2004
8.	31 Kelli Miller	38	2007
	31 Jennifer Pursell	43	2001
10.	30 Kelsey Nurnberg	38	2008

## COMPLETE GAMES

NO.	NAME	GS	YEAR
1.	25 Autumn Anderson	29	1998
	25 Jennifer Pursell	35	2000
3.	24 Alexis Silkwood	35	2015
4.	20 Lindsey Dunlap	28	2009
	20 Ragan Blake	29	2006
	20 Michelle Gates	26	1997
7.	19 Autumn Anderson	38	1999
8.	18 Alison Owen	27	2013
	18 Kim Davis	--	1985
10.	17 Vicki Bonar	--	1985

## SHUTOUTS

NO.	NAME	GS	YEAR
1.	9 Holly Ward	23	2018
2.	8 Autumn Anderson	29	1998
3.	7 Ragan Blake	29	2006
	7 Jennifer Pursell	35	2000
5.	6 Alexis Silkwood	35	2015
	6 Misty Flesher	28	2008
	6 Melissa Massey	34	2003
8.	5 Six Times		
MR:	Cassady Knudsen	19	2018

## PITCHING SEASON RECORDS (CONT.)

### STRIKEOUTS

	NO.	NAME	IP	YEAR
1.	250	Alison Owen	204.2	2013
2.	246	Autumn Anderson	275.2	1998
3.	223	Alison Owen	176.1	2014
4.	216	Alexis Silkwood	235.2	2015
5.	183	Ragan Blake	192.2	2006
6.	173	Holly Ward	186.0	2018
7.	167	Alexis Silkwood	153.1	2014
8.	163	Stephanie Becker	182.2	2012
9.	161	Lindsey Dunlap	217.2	2009
10.	160	Autumn Anderson	254.0	1999

### STRIKEOUTS LOOKING

	NO.	NAME	IP	YEAR
1.	55	Alison Owen	198.2	2013
2.	52	Emily Williams	171.2	2019
3.	50	Ragan Blake	192.2	2006
4.	47	Alison Owen	176.1	2014
5.	45	Lindsey Dunlap	217.2	2009
6.	40	Misty Flesher	179.1	2008
7.	35	Stephanie Becker	129.0	2013
8.	34	Annie Willis	141.1	2021
	34	Holly Ward	186.0	2018
10.	33	Alexis Silkwood	235.2	2015
	33	Melissa Massey	180.0	2004

### STRIKEOUTS PER 7 INNINGS (MIN. 50 IP)

	NO.	NAME	IP	YEAR
1.	10.37	Annie Willis	52.2	2020
2.	8.85	Alison Owen	176.1	2014
3.	8.81	Alison Owen	198.2	2013
4.	8.76	Cassady Knudsen	108.2	2018
5.	8.63	Stephanie Becker	129.0	2013
6.	8.59	Emily Williams	104.1	2021
7.	8.16	Emily Williams	52.1	2018
8.	7.85	Regan Green	82.0	2016
9.	7.62	Alexis Silkwood	153.1	2014
10.	7.48	Annie Willis	141.1	2021

### FEWEST HITS ALLOWED (MIN. 50 IP)

	NO.	NAME	IP	YEAR
1.	41	Jennifer Pursell	109.0	2001
2.	44	Emily Williams	52.1	2018
3.	46	Cassady Knudsen	73.1	2017
4	51	Holly Ward	102.1	2016
	51	Candace Denis	56.1	2018
6.	56	Kellie Wilkerson	74.2	2002
	56	Regan Green	82.0	2016
8.	57	Alyssa Loza	54.0	2021
9.	58	Kylie Vry	80.0	2010
10.	61	Lindsey Dunlap	74.2	2010

### OPPONENT'S BATTING AVERAGE (MIN. 50 IP)

	NO.	NAME	IP	YEAR
1.	.169	Annie Willis	52.2	2020
2.	.176	Alison Owen	198.2	2013
3.	.181	Cassady Knudsen	73.1	2017
4.	.186	Regan Green	82.0	2016
5.	.195	Autumn Anderson	275.2	1998
6.	.201	Kellie Wilkerson	74.2	2002
7.	.202	Emily Williams	171.2	2019
8.	.204	Holly Ward	186.0	2018
9.	.207	Alexis Silkwood	153.1	2014
10.	.210	Cassady Knudsen	108.2	2018

### FEWEST WALKS (MIN. 50 IP)

	NO.	NAME	IP	YEAR
1.	8	Annie Willis	52.2	2020
2.	13	Alyssa Loza	54.0	2021
3.	16	Melissa Massey	66.1	2005
4.	18	Stephanie Comeaux	82.1	2004
	18	Regan Blake	76.0	2005
6.	20	Candace Denis	56.1	2018
	20	Kellie Wilkerson	74.2	2002
8.	21	Kellie Miller	135.0	2005
	21	Kelsey Nurnberg	107.0	2007
10.	22	Alyssa Loza	80.1	2019
	22	Allison Own	198.2	2013
	22	Kelli Miller	131.1	2004

### FEWEST RUNS ALLOWED (MIN. 50 IP)

	NO.	NAME	IP	YEAR
1.	10	Annie Willis	52.2	2020
2.	21	Emily Williams	52.1	2018
3.	23	Elizabeth Woolven	59.2	2008
4.	27	Cassady Knudsen	73.1	2017
5.	30	Candace Denis	56.1	2018
6.	31	Jennifer Pursell	109.0	2001
7.	33	Ragan Blake	76.0	2005
8.	34	Regan Green	82.0	2016
	34	Jenny Hehnke	61.0	1997
10.	36	Alyssa Loza	54.0	2021
	36	Kellie Wilkerson	74.2	2002

### HOME RUNS ALLOWED

	NO.	NAME	IP	YEAR
1.	29	Alison Owen	176.1	2014
2.	27	Lindsey Dunlap	217.2	2009
3.	26	Alison Owen	198.2	2013
4.	23	Alexis Silkwood	235.2	2015
5.	23	Emily Williams	171.2	2019
6.	21	Stephanie Becker	122.1	2011
7.	20	Stephanie Becker	129.0	2013
	20	Autumn Anderson	254.0	1999
	20	Melissa Massey	180.0	2004
10.	19	Kelsey Nurnberg	124.1	2009
	19	Ragan Blake	192.2	2006

### WILD PITCHES

	NO.	NAME	IP	YEAR
1.	29	Melissa Massey	198.2	2003
2.	20	Kylie Vry	121.0	2011
3.	18	Kylie Vry	80.0	2010
4.	14	Alicia Judd	143.1	1997
	14	Iyhia McMichael	36.2	2001
6.	13	Kelli Miller	131.1	2004
	13	Sara Hickerson	100.2	2007
8.	12	Kelsey Nurnberg	173.1	2008
	12	Ragan Blake	192.2	2006
	12	Alexis Silkwood	153.1	2014

### HIT BATTERS

	NO.	NAME	IP	YEAR
1.	23	Lindsey Dunlap	217.2	2009
	23	Stephanie Becker	182.2	2012
3.	19	Alexis Silkwood	235.2	2015
	19	Lindsey Dunlap	74.2	2010
5.	18	Holly Ward	64.1	2015
6.	17	Stephanie Becker	129.0	2013
	17	Alison Owen	198.2	2013
8.	16	Annie Willis	141.1	2021
	16	Melissa Massey	198.2	2003
10.	14	Emily Williams	171.2	2019

### CONSECUTIVE SCORELESS INNINGS

	NO.	NAME	DATES
1.	33.1	Alexis Silkwood	Feb. 7 - Mar. 1, 2014
2.	29.0	Autumn Anderson	May 8 - May 10, 1998
3.	26.1	Cassady Knudsen	Feb. 9 - Feb. 24, 2018
	26.1	Kellie Wilkerson	Feb. 6 - Mar. 27, 2001
5.	25.1	Emily Williams	Feb. 29, 2020 - Feb. 13, 2021
6.	25.0	Jennifer Pursell	Apr. 22 - May 11, 2001
7.	24.1	Kelli Miller	Feb. 9 - Feb. 16, 2007
8.	23.1	Alison Owen	Feb. 17 - Mar. 1, 2013
9.	21.2	Kelsey Nurnberg	Feb. 8 - Feb. 10, 2008
10.	21.1	Autumn Anderson	Mar. 24 - Mar. 27, 1998
	21.1	Autumn Anderson	Feb. 21 - Feb. 28, 1998



EMILY WILLIAMS



## BATTING CAREER RECORDS

### BATTING AVERAGE (MIN. 200 AB)

NO.	NAME	H-AB	YEARS
1.	.461 Chelsea Bramlett	359-779	2007-10
2.	.429 Kellie Wilkerson	318-742	1999-02
3.	.390 Keri McCallum	319-818	1997-00
4.	.382 Iyhia McMichael	292-765	2001-04
5.	.372 Courtney Bures	281-755	2005-08
6.	.352 Fa Leilua	152-432	2019-21
7.	<b>.348 Mia Davidson</b>	<b>217-623</b>	<b>2018-Pr.</b>
8.	.341 Jenny Hehnke	264-775	1997-00
9.	.339 Ka'ili Smith	220-649	2009-12
10.	.332 Michelle Gates	255-767	1997-00

### HITS

NO.	NAME	AB	YEAR
1.	359 Chelsea Bramlett	779	2007-10
2.	319 Keri McCallum	818	1997-00
3.	318 Kellie Wilkerson	742	1999-02
4.	292 Iyhia McMichael	765	2001-04
5.	281 Courtney Bures	755	2005-08
6.	264 Jenny Hehnke	775	1997-00
7.	255 Michelle Gates	767	1997-00
8.	230 Caroline Seitz	733	2014-17
9.	223 Hayle Guess	730	2004-08
10.	220 Ka'ili Smith	649	2009-12

### AT BATS

NO.	NAME	H	YEAR
1.	818 Keri McCallum	319	1997-00
2.	779 Chelsea Bramlett	359	2007-10
3.	775 Jenny Hehnke	264	1997-00
4.	767 Michelle Gates	255	1997-00
5.	765 Iyhia McMichael	292	2001-04
6.	755 Courtney Bures	281	2005-08
7.	742 Kellie Wilkerson	318	1999-02
8.	733 Caroline Seitz	232	2014-17
9.	730 Hayle Guess	223	2004-08
10.	721 Karrie Rider	187	1997-00

### DOUBLES

NO.	NAME	AB	YEAR
1.	61 Kellie Wilkerson	742	1999-02
2.	55 Michelle Gates	767	1997-00
3.	53 Caroline Seitz	736	2014-17
4.	52 Courtney Bures	755	2005-08
5.	50 Iyhia McMichael	765	2001-04
6.	43 Keri McCallum	818	1997-00
7.	41 Ali Bainbridge	666	2008-11
8.	37 Sam Lenahan	613	2011-14
9.	<b>36 Mia Davidson</b>	<b>623</b>	<b>2018-Pr.</b>
36	Jennifer Waterman	591	2001-04

### TRIPLES

NO.	NAME	AB	YEAR
1.	38 Keri McCallum	818	1997-00
2.	26 Iyhia McMichael	765	2001-04
3.	21 Michelle Gates	767	1997-00
4.	15 Courtney Bures	755	2005-08
5.	14 Hayle Guess	730	2004-08
6.	13 Katie Anne Bailey	526	2014-17
7.	12 Nakita Boyce	596	2005-08
8.	11 Chelsea Bramlett	779	2007-10
9.	10 Kayla Winkfield	524	2013-16
10	Jennifer Nelson	555	2000-03
10	Meg Hartnett	409	1983-86
10	Melanie Morgan	381	1983-86

### HOME RUNS

NO.	NAME	AB	YEAR
1.	<b>69 Mia Davidson</b>	<b>623</b>	<b>2018-Pr.</b>
2.	51 Fa Leilua	432	2019-21
3.	44 Kellie Wilkerson	742	1992-02
4.	37 Caroline Seitz	736	2014-17
37	Iyhia McMichael	765	2001-04
6.	31 Courtney Bures	755	2005-08
7.	30 Sam Lenahan	613	2011-14
8.	27 Jessica Cooley	516	2010-13
9.	20 Logan Foulks	349	2013-14
20	Carter Spexarth	376	2018-21

### TOTAL BASES

NO.	NAME	AB	YEAR
1.	529 Kellie Wilkerson	742	1999-02
2.	505 Iyhia McMichael	765	2001-04
3.	<b>470 Mia Davidson</b>	<b>623</b>	<b>2018-Pr.</b>
4.	462 Keri McCallum	818	1997-00
5.	456 Courtney Bures	755	2005-08
6.	412 Chelsea Bramlett	779	2007-10
7.	406 Caroline Seitz	736	2014-17
8.	400 Michelle Gates	767	1997-00
9.	331 Hayle Guess	730	2004-08
10.	326 Ka'ili Smith	649	2009-12

### RUNS BATTED IN

NO.	NAME	H	YEAR
1.	193 Courtney Bures	281	2005-08
2.	182 Iyhia McMichael	292	2001-04
3.	<b>175 Mia Davidson</b>	<b>217</b>	<b>2018-21</b>
175	Kellie Wilkerson	318	1999-02
5.	166 Caroline Seitz	232	2014-17
6.	159 Michelle Gates	255	1997-00
7.	147 Sam Lenahan	179	2011-14
8.	140 Ka'ili Smith	220	2009-12
9.	128 Fa Leilua	152	2019-21
10.	120 Jennifer Waterman	170	2001-04

### RUNS SCORED

NO.	NAME	AB	YEAR
1.	219 Chelsea Bramlett	779	2007-10
2.	218 Iyhia McMichael	765	2001-04
3.	198 Kellie Wilkerson	742	1999-02
4.	191 Keri McCallum	818	1997-00
5.	<b>170 Mia Davidson</b>	<b>623</b>	<b>2018-Pr.</b>
6.	160 Courtney Bures	730	2005-08
7.	152 Hayle Guess	730	2004-08
8.	140 Michelle Gates	767	1997-00
9.	129 Ka'ili Smith	649	2009-12
10.	127 Ali Bainbridge	666	2008-11

### SLUGGING PERCENTAGE (MIN. 200 AT BATS)

NO.	NAME	AB	YEAR
1.	<b>.754 Mia Davidson</b>	<b>623</b>	<b>2018-Pr.</b>
2.	.752 Fa Leilua	432	2019-21
3.	.713 Kellie Wilkerson	742	1999-02
4.	.660 Iyhia McMichael	765	2001-04
5.	.604 Courtney Bures	755	2005-08
6.	.565 Keri McCallum	818	1997-00
7.	.554 Caroline Seitz	733	2014-17
8.	.536 Logan Foulks	349	2013-14
9.	.529 Chelsea Bramlett	779	2007-10
10.	.522 Michelle Gates	767	1997-00

### WALKS

NO.	NAME	YEAR
1.	177 Kellie Wilkerson	1999-02
2.	146 Iyhia McMichael	2001-04
3.	140 Sam Lenahan	2011-14
4.	111 Ka'ili Smith	2009-12
5.	92 Mackenzie Toler	2014-16
6.	86 Katie Cooley	2004-07
7.	85 Cheri Smith	1998-01
8.	83 Heidi Shape	2011-14
9.	80 Brittany Bell	2008-12
10.	76 Jessica Cooley	2010-13

### HIT BY PITCH

NO.	NAME	YEAR
1.	52 Brittany Bell	2008-12
2.	48 Sarai Niu	2016-19
3.	36 Heidi Shape	2011-14
4.	34 Julia Echols	2013-15
5.	33 Keri McCallum	1997-00
6.	<b>28 Mia Davidson</b>	<b>2018-Pr.</b>
28	Calyn Adams	2015-18
28	Courtney Bures	2005-08
9.	26 Ali Bainbridge	2008-11
10.	24 Sam Lenahan	2011-14

### ON-BASE PERCENTAGE (MIN. 200 AB)

NO.	NAME	AB	YEAR
1.	.544 Kellie Wilkerson	742	1999-02
2.	.501 Chelsea Bramlett	779	2007-10
3.	.481 Iyhia McMichael	765	2001-04
4.	.451 Fa Leilua	432	2019-21
5.	<b>.447 Mia Davidson</b>	<b>623</b>	<b>2018-Pr.</b>
6.	.441 Courtney Bures	755	2005-08
7.	.440 Mackenzie Toler	393	2014-16
8.	.440 Ka'ili Smith	649	2009-12
9.	.439 Keri McCallum	818	1997-00
10.	.439 Sam Lenahan	613	2011-14



CHELSEA BRAMLETT



## BATTING CAREER RECORDS (CONT.)

### STRIKEOUTS

NO.	NAME	AB	YEAR
1.	172 Sam Lenahan	613	2011-14
2.	166 Nakita Boyce	596	2005-08
3.	155 Jessica Cooley	516	2010-13
4.	133 Jessie Bailey	671	2007-10
5.	128 Brittany Bell	551	2008-12
6.	121 Kendell Kimbrough	223	1997-00
7.	120 Loryn Nichols	418	2013-16
8.	118 Callye Williams	604	2003-06
9.	117 Hayle Guess	730	2004-08
10.	114 Heidi Shape	646	2011-14

### STOLEN BASES

NO.	NAME	ATT	YEAR
1.	207 Chelsea Bramlett	224	2007-10
2.	141 Iyhia McMichael	157	2001-04
3.	90 Keri McCallum	114	1997-00
4.	85 Loryn Nichols	92	2013-16
5.	84 Kellie Wilkerson	104	1999-02
6.	81 Michelle Gates	102	1997-00
7.	75 Kayla Winkfield	90	2013-16
7.	75 Hayle Guess	86	2004-08
9.	67 Nakita Boyce	75	2005-08
10.	59 Jessica Offutt	69	2011-14

### SACRIFICE FLIES

NO.	NAME	GP	YEAR
1.	12 Courtney Bures	251	2005-08
2.	9 Chelsea Bramlett	233	2007-10
9	Katie Cooley	197	2004-07
4.	8 Katie Anne Bailey	204	2014-17
8	Karrie Rider	248	1997-00
8	Michelle Gates	247	1997-00
7.	7 Caroline Seitz	232	2014-17
7	Heidi Shape	232	2011-14
7	Kate Jaspers	248	2001-04
7	Iyhia McMichael	258	2001-04
7	Jennifer Waterman	226	2001-04

### SACRIFICE HITS

NO.	GP	GP	YEAR
1.	50 Karrie Rider	248	1997-00
2.	46 Kate Jaspers	248	2001-04
3.	42 Cheri Smith	239	1998-01
4.	38 Jenny Hehnke	248	1997-00
5.	35 Tracy Clark	109	1997-99
6.	32 Jennifer Nelson	220	2000-03
7.	30 Ali Bainbridge	230	2008-11
8.	28 Nakita Boyce	228	2005-08
9.	27 Heidi Shape	232	2011-14
10.	24 Amanda Ivy	187	2014-17

### GAMES PLAYED

NO.	NAME	GS	YEAR
1.	262 Kellie Wilkerson	260	1999-02
2.	258 Iyhia McMichael	258	2001-04
3.	255 Hayle Guess	255	2004-08
255	Jennifer Jessup	251	2001-05
5.	251 Courtney Bures	251	2005-08
6.	248 Karrie Rider	248	1997-00
248	Kate Jaspers	230	2001-04
248	Jenny Hehnke	246	1997-00
9.	247 Michelle Gates	247	1997-00
247	Keri McCallum	244	1997-00

### GAMES STARTED

NO.	NAME	GP	YEAR
1.	260 Kellie Wilkerson	262	1999-02
2.	258 Iyhia McMichael	258	2001-04
3.	255 Hayle Guess	255	2004-08
4.	251 Jennifer Jessup	255	2001-05
251	Courtney Bures	251	2005-08
6.	248 Karrie Rider	248	1997-00
7.	247 Michelle Gates	247	1997-00
8.	246 Jenny Hehnke	248	1997-00
9.	244 Keri McCallum	247	1997-00
10.	233 Jessie Bailey	234	2007-10
233	Chelsea Bramlett	233	2007-10

## FIELDING CAREER RECORDS

### TOTAL CHANCES

NO.	NAME	FLD%	YEAR
1.	1,687 Cheri Smith	.980	1998-01
2.	1,447 Sammie Jo Bailey	.981	2006-09
3.	1,287 Sam Lenahan	.983	2011-14
4.	1,260 Sarai Niu	.975	2016-19
5.	1,244 Kate Jaspers	.988	2001-04
6.	1,140 Chelsea Bramlett	.974	2007-10
7.	1,126 Karrie Rider	.941	1997-00
8.	1,057 Courtney Bures	.941	2005-08
9.	<b>958 Mia Davidson</b>	<b>.975</b>	<b>2018-Pr.</b>
10.	941 Jennifer Waterman	.988	2001-04

### PUTOUTS

NO.	NAME	FLD%	YEAR
1.	1,430 Cheri Smith	.980	1998-01
2.	1,321 Sammie Jo Bailey	.981	2006-09
3.	1,190 Sarai Niu	.975	2016-19
4.	1,178 Kate Jaspers	.988	2001-04
5.	1,086 Sam Lenahan	.983	2011-14
6.	950 Chelsea Bramlett	.974	2007-10
7.	<b>839 Mia Davidson</b>	<b>.975</b>	<b>2018-Pr.</b>
8.	835 Jennifer Waterman	.988	2001-04
9.	779 Nichole Henry	.963	1997-00
10.	778 Blair Hewett	.979	2004-07

### ASSISTS


NO.	NAME	FLD%	YEAR
1.	617 Courtney Bures	.941	2005-08
2.	614 Karrie Rider	.941	1997-00
3.	549 Michelle Gates	.936	1997-00
4.	489 Jennifer Jessup	.946	2001-05
5.	462 Caroline Seitz	.945	2014-17
6.	444 Jessie Bailey	.958	2007-10
7.	418 Callye Williams	.946	2003-06
8.	390 Tanelda McDonald	.936	2002-05
9.	373 Jenny Hehnke	.938	1997-00
10.	329 Ali Bainbridge	.963	2008-11

### OUTFIELD ASSISTS (SINCE 2001)

NO.	NAME	FLD%	YEAR
1.	23 Iyhia McMichael		2001-04
2.	17 Brittany Gates		2009-12
3.	14 Brittany Bell		2008-12
14	Hayle Guess		2004-08
5.	10 Ka'ili Smith		2009-12
6.	9 Krystal Tillman		2001-03
9	Kate Jaspers		2001-04
8.	<b>8 Chloe Malau'ulu</b>		<b>2019-pr.</b>
9.	7 Kat Moore		2016-19
10.	6 Jessica Cooley		2010-13
6	Michelle Kinney		2005-07
6	Jennifer Nelson		2000-03

### FIELDING PERCENTAGE (MIN. 150 CHANCES)

NO.	NAME	PO-A-E	YEAR
1.	.991 Lindsay Hunley	774-61-8	2005-08
2.	.989 Morgan Bell	339-11-4	2015-18
3.	.988 Jennifer Waterman	835-95-11	2001-04
.988	Alicia Judd	81-84-2	1997-98
.988	Kate Jaspers	1178-51-15	2001-04
.988	Courtney Nesbit	740-65-10	2008-11
7.	.987 Fa Leilua	446-14-6	2019-21
.985	Amanda Ivy	197-6-3	2014-17
9.	.985 Ka'ili Smith	617-44-10	2009-12
10.	.983 Sam Lenahan	1086-179-22	2011-14



IYHIA MCMICHAEL

# PITCHING CAREER RECORDS

## EARNED RUN AVERAGE (MIN. 150 IP)

	NO.	NAME	IP	YEARS
1.	1.26	Kim Davis	239.0	1985-86
2.	1.57	Autumn Anderson	529.2	1998-99
3.	1.62	Kellie Wilkerson	208.0	1999-02
4.	1.77	Vicki Bonar	257.0	1984-85
5.	1.91	Michelle Gates	176.0	1997-00
6.	1.95	Alicia Judd	272.2	1997-98
7.	1.99	Jennifer Pursell	454.2	2000-01
8.	2.05	Ragan Blake	259.2	2005-06
9.	2.12	Kelli Miller	454.2	2004-07
10.	2.35	Annie Willis	194.0	2020-Pr.

## WINS

	NO.	NAME	RECORD	YEAR
1.	59	Alexis Silkwood	59-45	2014-17
2.	55	Melissa Massey	55-41	2002-05
3.	49	Autumn Anderson	49-26	1998-99
4.	45	Kelli Miller	45-34	2004-07
5.	44	Misty Flesher	44-27	2008-12
6.	42	Jennifer Pursell	42-29	2000-01
7.	38	Holly Ward	38-31	2015-18
	38	Stephanie Becker	38-36	2010-13
	38	Stephanie Comeaux	38-30	2004-07
10.	35	Alison Owen	35-25	2013-14
	35	Kelsey Nurnberg	35-26	2007-09


## LOSSES

	NO.	NAME	RECORD	YEAR
1.	45	Alexis Silkwood	59-45	2014-17
2.	41	Melissa Massey	55-41	2002-05
3.	36	Stephanie Becker	38-36	2010-13
4.	34	Kelli Miller	45-34	2004-07
5.	31	Holly Ward	38-31	2015-18
6.	30	Stephanie Comeaux	38-30	2004-07
7.	29	Kylie Vry	26-29	2010-13
	29	Lindsey Dunlap	24-29	2009-12
	29	Jennifer Pursell	42-29	2000-01
10.	27	Misty Flesher	44-27	2008-12

## SAVES

	NO.	NAME	APP	YEAR
1.	32*	Kellie Wilkerson	105	1999-02
2.	12	Sara Hickerson	87	2004-07
3.	10	Emily Williams	73	2018-21
4.	9	Alexis Sitkwood	145	2014-17
5.	8	Lindsey Dunlap	94	2009-12
6.	7	Holly Ward	121	2015-18
	7	Ragan Blake	65	2005-06
	7	Alyssa Loza	56	2019-21
	7	Jennifer Pursell	65	2000-01
9.	6	Misty Flesher	123	2008-12
	6	Kylie Vry	116	2010-13
	6	Alison Owen	82	2013-14

\*stood as NCAA Career Record until 2021



ALEXIS SILKWOOD

## INNINGS PITCHED

	NO.	NAME	APP	YEAR
1.	665.0	Alexis Silkwood	145	2014-17
2.	580.2	Melissa Massey	131	2002-05
3.	529.2	Autumn Anderson	101	1998-99
4.	511.1	Stephanie Becker	135	2010-13
5.	467.1	Holly Ward	121	2015-18
6.	454.2	Kelli Miller	110	2004-07
	454.2	Jennifer Pursell	65	2000-01
8.	424.2	Misty Flesher	123	2008-12
9.	422.2	Stephanie Comeaux	107	2004-07
10.	404.2	Kelsey Nurnberg	101	2007-09

## APPEARANCES

	NO.	NAME	IP	YEAR
1.	145	Alexis Silkwood	665.0	2014-17
2.	135	Stephanie Becker	511.1	2010-13
3.	131	Melissa Massey	580.2	2002-05
4.	123	Misty Flesher	424.2	2008-12
5.	121	Holly Ward	467.1	2018-15
6.	116	Kylie Vry	352.2	2010-13
7.	110	Kelti Miller	454.2	2004-07
8.	107	Stephanie Comeaux	422.2	2004-07
9.	105	Kellie Wilkerson	208.0	1999-02
10.	102	Emily Williams	374.0	2018-21

## GAMES STARTED

	NO.	NAME	APP	YEAR
1.	103	Melissa Massey	131	2002-05
2.	96	Alexis Silkwood	145	2014-17
3.	86	Stephanie Becker	135	2010-13
4.	82	Kelli Miller	110	2004-07
5.	77	Stephanie Comeaux	107	2004-07
6.	72	Kelsey Nurnberg	101	2007-09
7.	67	Autumn Anderson	101	1998-99
8.	66	Jennifer Pursell	65	2000-01
9.	65	Holly Ward	121	2015-18
19.	64	Misty Flesher	123	2008-12

## COMPLETE GAMES

	NO.	NAME	GS	YEAR
1.	50	Alexis Silkwood	96	2014-17
2.	45	Melissa Massey	103	2002-05
3.	44	Autumn Anderson	67	1998-99
4.	36	Jennifer Pursell	41	2000-01
5.	34	Alison Owen	55	2013-14
6.	32	Holly Ward	65	2015-18
7.	30	Vicki Bonar	40	1984-85
8.	28	Kim Davis	37	1985-86
9.	26	Misty Flesher	64	2008-12
	26	Kelli Miller	82	2004-07

## SHUTOUTS

	NO.	NAME	IP	YEAR
1.	14	Holly Ward	467.1	2015-18
	14	Melissa Massey	580.2	2002-05
	14	Kelli Miller	454.2	2004-07
4.	13	Alexis Silkwood	665.0	2014-17
	13	Autumn Anderson	529.2	1998-99
6.	10	Jennifer Pursell	454.2	2000-01
7.	9	Alicia Judd	272.2	1997-98
8.	8	Alison Owen	381.0	2013-14
	8	Kim Davis	239.0	1985-86
10.	7	Emily Williams	374.0	2018-21
	7	Cassady Knudsen	264.1	2015-18
	7	Ragan Blake	259.2	2005-06
	7	Kylie Vry	352.2	2010-13

## STRIKEOUTS

	NO.	NAME	IP	YEAR
1.	555	Alexis Silkwood	665.0	2014-17
2.	473	Alison Owen	381.0	2013-14
3.	451	Stephanie Becker	511.1	2010-13
4.	420	Emily Williams	374.0	2018-21
5.	406	Autumn Anderson	529.2	1998-99
6.	372	Holly Ward	467.1	2015-18
7.	341	Melissa Massey	580.2	2002-5
8.	296	Lindsey Dunlap	346.1	2009-12
9.	290	Kylie Vry	352.2	2010-13
10.	277	Cassady Knudsen	264.1	2015-18



## PITCHING CAREER RECORDS (CONT.)

### STRIKEOUTS PER 7 INNINGS (MIN. 150 IP)

	NO.	NAME	IP	YEAR
1.	8.83	Alison Owen	375.0	2013-14
2.	<b>8.26</b>	<b>Annie Willis</b>	<b>194.0</b>	<b>2020-Pr.</b>
3.	7.86	Emily Williams	269.2	2018-21.
4.	7.34	Cassady Knudsen	264.1	2015-18
5.	6.85	Grace Fagan	152.1	2019-21
6.	6.50	Ragan Blake	259.2	2005-06
7.	6.17	Stephanie Becker	511.1	2010-13
8.	5.98	Lindsey Dunlap	346.1	2009-12
9.	5.89	Kellie Wilkerson	208.0	1999-02
10.	5.84	Alexis Silkwood	665.0	2014-17

### FEWEST WALKS PER 7 INNINGS (MIN. 150 IP)

	NO.	NAME	IP	YEAR
1.	1.05	Alison Owen	375.0	2013-14
2.	1.23	Autumn Anderson	529.2	1998-99
3.	1.35	Michelle Gates	176.0	1997-00
4.	1.39	Jennifer Pursell	454.2	2000-01
5.	1.40	Kelli Miller	454.2	2004-07
6.	1.54	Ragan Blake	259.2	2005-06
7.	1.63	Kelsey Nurnberg	404.2	2007-09
8.	1.67	Kim Davis	239.0	1985-86
9.	1.75	Alicia Judd	272.2	1997-98
10.	1.82	Kasey Whitehead	384.0	2000-02

### OPPONENT'S BATTING AVERAGE

	NO.	NAME	IP	YEAR
1.	.193	Alison Owen	375.0	2013-14
2.	.195	Kellie Wilkerson	208.0	1992-02
3.	.201	Emily Williams	374.0	2018-21
4.	<b>.213</b>	<b>Grace Fagan</b>	<b>152.1</b>	<b>2019-Pr.</b>
5.	.215	Autumn Anderson	529.2	1998-99
6.	.223	Cassady Knudsen	264.1	2015-18
7.	<b>.226</b>	<b>Annie Willis</b>	<b>194.0</b>	<b>2020-Pr.</b>
8.	.229	Ragan Blake	259.2	2005-06
9.	.231	Holly Ward	467.1	2015-18
10.	.234	Alexis Silkwood	665.0	2014-17

### FEWEST HITS ALLOWED (MIN. 150 IP)

	NO.	NAME	IP	YEAR
1.	166	Kim Davis	239.0	1985-86
2.	179	Michelle Gates	176.0	1997-00
3.	180	Sara Hickerson	177.0	2004-07
4.	186	Emily Williams	269.2	2018-21
5.	187	Vicki Bonar	257.0	1984-85
6.	145	Kellie Wilkerson	208.0	1999-02
7.	209	Courtney Frank	179.1	2000-03
8.	224	Cassady Knudsen	264.1	2015-18
	224	Ragan Blake	259.2	2005-06
10.	263	Allison Owen	375.0	2013-14

### FEWEST RUNS ALLOWED (MIN. 150 IP)

	NO.	NAME	IP	YEAR
1.	70	Kim Davis	239.0	1985-86
2.	79	Michelle Gates	176.0	1997-00
3.	85	Kellie Wilkerson	208.0	1999-02
4.	108	Ragan Blake	259.2	2005-06
5.	114	Vicki Bonar	257.0	1984-85
6.	116	Sara Hickerson	177.0	2004-07
7.	117	Courtney Frank	179.1	2000-03
	117	Alicia Judd	272.2	1997-98
9.	128	Emily Williams	269.2	2018-21
10.	142	Cassady Knudsen	264.1	2015-18

### HIT BATTERS

	NO.	NAME	IP	YEAR
1.	58	Stephanie Becker	511.1	2010-13
2.	55	Lindsey Dunlap	346.1	2009-12
3.	46	Holly Ward	467.1	2015-18
4.	42	Alexis Silkwood	665.0	2014-17
5.	36	Melissa Massey	580.2	2002-05
6.	32	Misty Flesher	424.2	2008-12
	32	Kylie Vry	352.2	2010-13
8.	30	Alison Owen	381.0	2013-14
9.	29	Cassady Knudsen	264.1	2015-18
10.	27	Stephanie Comeaux	422.2	2004-07

### WILD PITCHES

	NO.	NAME	IP	YEAR
1.	55	Melissa Massey	580.2	2002-05
2.	53	Kylie Vry	352.2	2010-13
3.	35	Misty Flesher	424.2	2008-12
4.	32	Alexis Silkwood	665.0	2014-17
5.	29	Kelsey Nurnberg	404.2	2007-09
	29	Emily Williams	374.0	2018-21
7.	28	Kelli Miller	454.2	2004-07
	28	Kim Davis	177.0	2004-07
	28	Stephanie Becker	511.1	2010-13
10.	26	Holly Ward	467.1	2015-18

### SOLO NO-HITTERS

	NO.	NAME	CG	YEAR
1.	2	<b>Annie Willis</b>	<b>9</b>	<b>2020-Pr.</b>
	2	Cassady Knudsen	14	2015-18
	2	Stephanie Becker	25	2010-13
	2	Stephanie Comeaux	20	2004-07
	2	Ragan Blake	20	2005-06
	2	Melissa Massey	45	2002-05
7.	1	Alyssa Loza	8	2019-21
	1	Holly Ward	32	2015-18
	1	Alexis Silkwood	50	2014-17
	1	Alison Owen	35	2013-14
	1	Kylie Vry	16	2010-13
	1	Kelli Miller	26	2004-07
	1	Jennifer Pursell	13	2000-01
	1	Jenny Hehnke	9	1997-00
	1	Alicia Judd	23	1997-98

### SOLO PERFECT GAMES

	NO.	NAME	CG	YEAR
1.	1	Alyssa Loza	8	2019-21
	1	Holly Ward	32	2015-18
	1	Jenny Hehnke	9	1997-00



ALISON OWEN



# NO-HITTERS AND PERFECT GAMES

## ALL-TIME LISTING

NO.	DATE	PITCHER(S)	OPPONENT	IP	K	BB	HBP	E	SCORE
1	Mar. 1, 1997	Alicia Judd	Alabama State	5.0	11	0	0	1	30-0 (5)
2	Mar. 2, 1997	Jenny Hehnke*	Alabama State	5.0	8	0	0	0	18-0 (5)
3	Mar. 4, 2000	Jennifer Pursell	Massachusetts						7-0
4	Feb. 13, 2002	Kasey Whitehead	Belmont	2.0	2	0	0	0	11-0 (5)
		Melissa Massey		2.0	0	3	0	0	
		Krystal Tillman		1.0	1	1	0	0	
5	Mar. 8, 2002	Melissa Massey	Nicholls State	6.0	5	2	1	1	8-0 (5)
6	Feb. 4, 2005	Kelli Miller	Louisiana Tech	5.0	2	0	0	1	9-0 (5)
7	Mar. 4, 2005	Melissa Massey	St. Francis (Pa.)	7.0	9	1	1	1	7-0
8	Feb. 11, 2006	Stephanie Comeaux	Jacksonville	5.0	4	1	0	1	8-0 (5)
9	Feb. 26, 2006	Ragan Blake	Alcorn State	5.0	6	1	0	0	9-0 (5)
10	Mar. 18, 2006	Stephanie Comeaux	Arkansas	7.0	0	3	1	1	5-0
11	Mar. 30, 2006	Ragan Blake	Southern Miss	5.0	8	1	0	0	8-0 (5)
12	Feb. 14, 2010	Kylie Vry	Stephen F. Austin	7.0	4	2	0	2	5-0
13	Feb. 24, 2012	Stephanie Becker	USF	7.0	6	3	1	3	0-1
14	Mar. 2, 2013	Alison Owen	Fordham	5.0	7	0	1	0	8-0 (5)
15	Apr. 14, 2013	Stephanie Becker	Ole Miss	6.0	4	1	0	0	8-0 (6)
16	Mar. 25, 2015	Alexis Silkwood	Southern Miss	6.0	8	3	0	2	10-0 (6)
17	Apr. 28, 2016	Regan Green	Miss. Valley St.	5.0	7	1	1	1	6-0
		Holly Ward		2.0	1	2	0	0	
18	May 9, 2016	Cassady Knudsen	Alcorn State	5.0	8	4	1	0	8-0 (5)
19	Mar. 2, 2017	Cassady Knudsen	Alabama State	5.0	10	2	0	0	10-0 (5)
20	Feb. 9, 2018	Holly Ward*	Miss. Valley St.	5.0	11	0	0	0	10-0 (5)
21	Feb. 9, 2019	Alyssa Loza*	Valparaiso	5.0	4	0	0	0	10-0 (5)
22	Mar. 6, 2020	Annie Willis	Miss. Valley St.	7.0	19	0	0	0	6-0
23	Apr. 10, 2021	Annie Willis	Louisiana Tech	7.0	10	1	1	0	2-0

\*perfect game

## CAREER LEADERBOARD

Mississippi State pitchers have had 23 no-hitters, including three perfect games. Here are the pitchers and the number of no-hit and perfect games in which they participated.

PITCHER	NO-HITTERS	PERFECT GAMES
Stephanie Becker	2	-
Ragan Blake	2	-
Stephanie Comeaux	2	-
Melissa Massey	2	-
Cassady Knudsen	2	-
Holly Ward	2	1
<b>Annie Willis</b>	<b>2</b>	<b>--</b>
Regan Green	1	-
Jenny Hehnke	1	1
Alicia Judd	1	-
Alyssa Loza	1	1
Kelli Miller	1	-
Alison Owen	1	-
Jennifer Pursell	1	-
Alexis Silkwood	1	-
Krystal Tillman	1	-
Kasey Whitehead	1	-
Kylie Vry	1	-



ANNIE WILLIS



ALYSSA LOZA

## GRAND SLAMS

### ALL-TIME LISTING

PLAYER	OPPONENT	DATE
Michelle Gates	Auburn	May 7, 1999
Kasey Whitehead	Florida State	March 4, 2000
Kasey Whitehead	Auburn	May 1, 2000
Iyhia McMichael	Samford	Feb. 16, 2003
Iyhia McMichael	Alabama	April 12, 2003
Brooke Best	Florida	April 26, 2003
Michelle Kinney	LSU	March 30, 2005
Lindsey Hunley	Seton Hall	Feb. 23, 2007
Jessie Bailey	Georgia	April 21, 2007
Courtney Bures	Arkansas	May 5, 2007
Hayle Guess	Pacific	May 18, 2007
Chelsea Bramlett	UC-Riverside	Feb. 9, 2008
Jessie Bailey	Louisiana-Monroe	Feb. 7, 2009
Ka'ili Smith	Oregon State	Feb. 20, 2010
Ka'ili Smith	Georgetown	March 13, 2010
Courtney Nesbit	Ole Miss	March 21, 2010
Jessica Cooley	Mississippi Valley State	March 24, 2010
Erin Nesbit	Mississippi Valley State	April 7, 2010
Heidi Shape	UNLV	Feb. 11, 2011
Brittany Bell	South Alabama	Feb. 9, 2012
Brittany Bell	Louisiana Tech	March 2, 2012
Jessica Cooley	Samford	March 4, 2012
Jessica Cooley	Georgia State	Feb. 9, 2013
Erin Nesbit	Hofstra	March 1, 2013
Katie Anne Bailey	Georgia State	March 12, 2014
Heidi Shape	Samford	March 26, 2014
Sam Lenahan	Arkansas	April 26, 2014
Mackenzie Toler	Arkansas	April 26, 2014
Amanda Ivy	Mississippi Valley State	Feb. 5, 2015
Amanda Ivy	Texas A&M	March 14, 2015
Katie Gentle	Tennessee	April 19, 2015
Morgan Bell	Tennessee Tech	Feb. 13, 2016
Caroline Seitz	Georgia	April 14, 2017
Caroline Seitz	Georgia	April 15, 2017
Morgan Bell	Illinois	March 9, 2018
Morgan Bell	Memphis	March 14, 2018
<b>Mia Davidson</b>	<b>Valparaiso</b>	<b>Feb. 9, 2019</b>
Kat Moore	Georgia Tech	Feb. 24, 2019
Fa Leilua	at Memphis	Feb. 27, 2019
<b>Mia Davidson</b>	<b>at Memphis</b>	<b>Feb. 27, 2019</b>
Carter Spexarth	at Kentucky	Mar. 16, 2019
Fa Leilua	vs. Liberty	Feb. 8, 2020
<b>Chloe Malau'ulu</b>	<b>vs. NC State</b>	<b>Feb. 9, 2020</b>
Fa Leilua	at North Alabama	Apr. 3, 2021 (G1)

### CAREER LEADERBOARD

NO.	PLAYER
3	Morgan Bell
3	Jessica Cooley
3	Fa Leilua
<b>2</b>	<b>Mia Davidson</b>
2	Caroline Seitz
2	Amanda Ivy
2	Jessie Bailey
2	Brittany Bell
2	Iyhia McMichael
2	Erin Nesbit
2	Heidi Shape
2	Ka'ili Smith
2	Kasey Whitehead
1	Carter Spexarth
1	Kat Moore
1	Mackenzie Toler
1	Katie Anne Bailey
1	Katie Gentle
1	Brooke Best
1	Chelsea Bramlett
1	Courtney Bures
1	Lindsey Hunley
1	Michelle Gates
1	Hayle Guess
1	Michelle Kinney
1	Sam Lenahan
<b>1</b>	<b>Chloe Malau'ulu</b>
1	Courtney Nesbit

### LONGEST HITTING STREAKS

GAMES	NAME	DATES
1. 25	Iyhia McMichael	Mar. 8 - Apr. 9, 2003
2. 24	Kellie Wilkerson	Feb. 6 - Mar. 12, 1999
3. 22	Chelsea Bramlett	Feb. 14 - Mar. 13, 2010
4. 20	Jennifer Nelson	Mar. 22 - Apr. 18, 2003
20	Keri McCallum	Apr. 17 - May 8, 1999
5. 19	Keri McCallum	Mar. 11 - Apr. 1, 2000
19	Keri McCallum	May 3, 1997 - Mar. 11, 1998
7. 18	Kellie Wilkerson	Apr. 17 - May 8, 1999
8. 17	Caroline Seitz	Apr. 5 - May 7, 2017
17	Iyhia McMichael	Apr. 3 - May 8, 2004
<b>10. 16</b>	<b>Mia Davidson</b>	<b>Feb. 9 - Mar. 2, 2018</b>
16	Chelsea Bramlett	Feb. 15 - Mar. 15, 2009
16	Nakita Boyce	Feb. 24 - Mar. 17, 2007
16	Keri McCallum	Mar. 14 - Apr. 8, 1998
16	Jenny Hehnke	Mar. 28 - Apr. 11, 1997

### LONGEST REACHED-BASE STREAKS

GAMES	NAME	DATES
1. 41	Iyhia McMichael	Mar. 4 - May 21, 2004
2. 35	Iyhia McMichael	Feb. 23 - Apr. 13, 2003
3. 34	Chelsea Bramlett	Feb. 14 - Apr. 2, 2010
4. 32	Chelsea Bramlett	Feb. 7 - Apr. 1, 2009
32	Hayle Guess	Mar. 18 - May 17, 2008
6. 30	Sam Lenahan	Feb. 16 - Apr. 3, 2013
<b>7. 28</b>	<b>Chloe Malau'ulu</b>	<b>Mar. 6, 2020 - Mar. 15, 2021</b>
28	Kellie Wilkerson	Feb. 24 - Apr. 7, 2002
9. 27	Iyhia McMichael	May 9, 2003 - Mar. 3, 2004
10. 25	Amanda Ivy	Mar. 1 - Apr. 12, 2015
25	Brittany Bell	Feb. 19, 2011 - Mar. 10, 2012
25	Brittany Bell	Mar. 5 - Apr. 7, 2010

**LONGEST SEASON-OPENING STREAK:** 23 GAMES, **Chloe Malau'ulu** (Feb. 13 - Mar. 15, 2021); Brittany Bell (Feb. 9 - Mar. 10, 2012); Iyhia McMichael (Feb. 6 - Mar. 3, 2004)

## FRESHMAN RECORDS

## AT BATS

	NO.	NAME	GP	H	AVG	YEAR
1.	215	Chelsea Bramlett	62	83	.386	2007
2.	209	Courtney Bures	66	81	.388	2005
3.	203	Kellie Wilkerson	67	90	.443	1999
4.	194	Jenny Hehnke	56	71	.366	1997
5.	<b>189</b>	<b>Mia Davidson</b>	<b>61</b>	<b>70</b>	<b>.370</b>	<b>2018</b>
	189	Iyhia McMichael	62	61	.323	2001

## RUNS

	NO.	NAME	GP	H	AB	YEAR
1.	56	Chelsea Bramlett	62	83	215	2007
2.	<b>50</b>	<b>Mia Davidson</b>	<b>61</b>	<b>70</b>	<b>189</b>	<b>2018</b>
3.	49	Courtney Bures	66	81	209	2005
	49	Kellie Wilkerson	67	90	203	1999
5.	44	Jenny Hehnke	56	71	194	1997

## HITS

	NO.	NAME	GP	AB	AVG.	YEAR
1.	90	Kellie Wilkerson	67	203	.443	1999
2.	83	Chelsea Bramlett	62	215	.386	2007
3.	81	Courtney Bures	66	209	.388	2005
4.	71	Jenny Hehnke	56	194	.366	1997
5.	<b>70</b>	<b>Mia Davidson</b>	<b>61</b>	<b>189</b>	<b>.370</b>	<b>2018</b>

## BATTING AVERAGE

	NO.	NAME	GP	H	AB	YEAR
1.	.443	Kellie Wilkerson	67	90	203	1999
2.	.427	Keri McCallum	54	67	157	1997
3.	<b>.417</b>	<b>Brylie St. Clair</b>	<b>22</b>	<b>5</b>	<b>12</b>	<b>2020</b>
4.	.388	Courtney Bures	66	81	209	2005
5.	.386	Chelsea Bramlett	62	83	215	2007

## DOUBLES

	NO.	NAME	GP	H	AB	YEAR
1.	20	Caroline Seitz	60	64	188	2014
2.	17	Kellie Wilkerson	67	90	203	1999
3.	16	Courtney Bures	66	62	179	2006
	16	Michelle Gates	56	62	182	1997
5.	14	Jenny Hehnke	56	71	194	1997

## TRIPLES

	NO.	NAME	GP	H	AB	YEAR
1.	11	Keri McCallum	54	67	157	1997
2.	5	Courtney Bures	66	81	179	2005
3.	4	Caroline Seitz	60	64	188	2014
	4	Erin Nesbit	55	27	130	2010
	4	Ka'ili Smith	56	51	158	2009

## HOME RUNS

	NO.	NAME	GP	H	AB	YEAR
1.	<b>19</b>	<b>Mia Davidson</b>	<b>61</b>	<b>70</b>	<b>189</b>	<b>2018</b>
2.	17	Courtney Bures	66	81	209	2005
3.	13	Kellie Wilkerson	67	90	203	1999
4.	8	Caroline Seitz	60	64	188	2014
	8	Sam Lenahan	55	41	144	2011
	8	Sammie Jo Bailey	57	36	154	2006

## SLUGGING PERCENTAGE

	NO.	NAME	GP	TB	AB	YEAR
1.	<b>.762</b>	<b>Mia Davidson</b>	<b>61</b>	<b>144</b>	<b>189</b>	<b>2018</b>
2.	.756	Courtney Bures	66	158	209	2005
3.	.749	Kellie Wilkerson	67	152	203	1999
4.	<b>.667</b>	<b>Brylie St. Clair</b>	<b>22</b>	<b>8</b>	<b>12</b>	<b>2020</b>
5.	.617	Caroline Seitz	60	116	188	2014

## STOLEN BASES

	NO.	NAME	GP	ATT	PCT	YEAR
1.	46	Chelsea Bramlett	62	50	.920	2007
2.	28	Iyhia McMichael	62	32	.875	2001
3.	27	Keri McCallum	54	38	.711	1997
4.	23	Loryn Nichols	52	25	.920	2013
5.	19	Jennifer Jessup	62	24	.792	2001

## TOTAL BASES

	NO.	NAME	GP	H	AB	YEAR
1.	158	Courtney Bures	66	81	209	2005
2.	152	Kellie Wilkerson	67	90	203	1999
3.	<b>144</b>	<b>Mia Davidson</b>	<b>61</b>	<b>70</b>	<b>189</b>	<b>2018</b>
4.	116	Caroline Seitz	60	64	188	2014
5.	99	Michelle Gates	56	62	182	1997

## RUNS BATTED IN

	NO.	NAME	GP	H	AB	YEAR
1.	65	Kellie Wilkerson	67	90	203	1999
2.	54	Courtney Bures	66	81	209	2005
3.	<b>48</b>	<b>Mia Davidson</b>	<b>61</b>	<b>70</b>	<b>189</b>	<b>2018</b>
	48	Michelle Gates	56	62	182	1997
5.	39	Keri McCallum	54	67	157	1997

## WALKS

	NO.	NAME	GP	OB%	YEAR
1.	30	Kellie Wilkerson	67	.519	1999
	30	Cheri Smith	57	.416	1998
3.	29	Sam Lenahan	55	.409	2011
4.	26	Mackenzie Toler	49	.383	2014
5.	22	Ka'ili Smith	56	.405	2009

## EARNED RUN AVERAGE (MIN. 40 IP)

	NO.	NAME	APP	ER	IP	YEAR
1.	1.04	Cathy Pippins	20	13	87.1	1986
2.	1.74	Emily Williams	18	13	52.1	2018
3.	1.85	Kim Davis	24	32	141.1	1985
4.	1.88	Regan Green	28	22	82.0	2016
5.	1.91	Michelle Gates	31	48	176.0	1997

## INNINGS PITCHED

	NO.	NAME	APP	ER	ERA	YEAR
1.	256.2	Jennifer Pursell	50	73	1.99	2000
2.	217.2	Lindsey Dunlap	43	109	3.41	2009
3.	179.1	Misty Flesher	38	54	2.11	2008
4.	176.0	Michelle Gates	31	48	1.91	1997
5.	153.1	Alexis Silkwood	36	48	2.19	2014

## STRIKEOUTS

	NO.	NAME	APP	IP	YEAR
1.	167	Alexis Silkwood	36	153.1	2014
2.	161	Lindsey Dunlap	43	217.2	2009
3.	143	Jennifer Pursell	50	256.2	2000
4.	119	Misty Flesher	38	179.1	2008
5.	92	Regan Green	28	82.0	2016



## SOPHOMORE RECORDS

### AT BATS

	NO.	NAME	GP	H	AVG	YEAR
1.	207	Iyhia McMichael	67	69	.333	2002
2.	200	Chelsea Bramlett	60	90	.450	2008
3.	195	Caroline Seitz	57	62	.318	2015
4.	194	Krystal Tillman	64	60	.309	2002
5.	184	Michelle Gates	57	70	.380	1998

### RUNS

	NO.	NAME	GP	H	AB	YEAR
1.	52	Mia Davidson	57	63	169	2019
	52	Chelsea Bramlett	60	90	200	2008
3.	47	Michelle Gates	57	70	184	1998
4.	46	Iyhia McMichael	67	69	207	2002
5.	43	Katie Anne Bailey	57	59	178	2015
	43	Kellie Wilkerson	68	78	181	2000

### HITS

	NO.	NAME	GP	AB	AVG	YEAR
1.	90	Chelsea Bramlett	60	200	.450	2008
2.	78	Kellie Wilkerson	67	181	.431	2000
3.	70	Michelle Gates	57	184	.380	1998
4.	64	Keri McCallum	55	183	.350	1998
5.	63	Mia Davidson	57	169	.373	2019

### BATTING AVERAGE

	NO.	NAME	GP	H	AB	YEAR
1.	.450	Chelsea Bramlett	60	90	200	2008
2.	.435	Jackie McKenna	16	10	23	2020
3.	.431	Kellie Wilkerson	68	78	181	2000
4.	.380	Michelle Gates	57	70	184	1998
5.	.376	Jenny Hehnke	56	62	165	1998

### DOUBLES

	NO.	NAME	GP	H	AB	YEAR
1.	16	Caroline Seitz	57	62	195	2015
2.	15	Iyhia McMichael	67	69	207	2002
	15	Michelle Gates	57	70	184	1998
4.	14	Kellie Wilkerson	68	78	181	2000
5.	11	Krystal Tillman	64	60	194	2002

### TRIPLES

	NO.	NAME	GP	H	AB	YEAR
1.	10	Michelle Gates	57	70	184	1998
2.	8	Katie Anne Bailey	57	59	178	2015
	8	Iyhia McMichael	67	69	207	2002
4.	6	Courtney Bures	61	62	179	2006
	6	Keri McCallum	55	64	183	1998

### HOME RUNS

	NO.	NAME	GP	H	AB	YEAR
1.	26	Mia Davidson	57	63	169	2019
2.	15	Caroline Seitz	57	62	195	2015
3.	10	Ka'ili Smith	55	53	161	2010
4.	9	Briana Bell	48	32	120	2013
5.	8	Katie Cooley	62	34	153	2005
	8	Kellie Wilkerson	68	78	181	2000

### SLUGGING PERCENTAGE

	NO.	NAME	GP	TB	AB	YEAR
1.	.882	Mia Davidson	57	149	169	2019
2.	.668	Michelle Gates	57	123	184	1998
3.	.663	Kellie Wilkerson	68	120	181	2000
4.	.631	Caroline Seitz	57	123	195	2015
5.	.596	Ka'ili Smith	55	96	161	2010

### STOLEN BASES

	NO.	NAME	GP	ATT	PCT	YEAR
1.	46	Chelsea Bramlett	60	50	.920	2008
2.	36	Iyhia McMichael	67	40	.900	2002
3.	30	Bevia Robinson	57	33	.909	2017
	30	Michelle Gates	57	36	.833	1998
5.	23	Hayle Guess	61	25	.920	2006

### TOTAL BASES

	NO.	NAME	GP	H	AB	YEAR
1.	149	Mia Davidson	57	63	169	2019
2.	141	Michelle Gates	57	70	184	1998
3.	123	Caroline Seitz	57	62	195	2015
4.	120	Kellie Wilkerson	68	78	181	2000
5.	112	Iyhia McMichael	67	69	207	2002

### RUNS BATTED IN

	NO.	NAME	GP	H	AB	YEAR
1.	64	Mia Davidson	57	63	169	2019
2.	54	Caroline Seitz	57	62	195	2015
3.	50	Ka'ili Smith	55	53	161	2010
4.	48	Iyhia McMichael	67	69	207	2002
5.	43	Kellie Wilkerson	68	78	181	2000

### WALKS

	NO.	NAME	GP	OB%	YEAR
1.	49	Kellie Wilkerson	68	.553	2000
2.	37	Iyhia McMichael	67	.435	2002
3.	29	Katie Cooley	62	.349	2005
4.	23	Mia Davidson	57	.476	2019
5.	22	Bevia Robinson	57	.400	2017
	22	Kate Jaspers	67	.362	2002

### EARNED RUN AVERAGE (MIN. 40 IP)

	NO.	NAME	APP	ER	IP	YEAR
1.	0.79	Kim Davis	21	11	97.2	1986
2.	1.78	Ragan Blake	37	49	192.2	2006
3.	1.80	Regan Green	11	12	46.2	2017
4.	1.98	Jennifer Pursell	43	56	198.0	2001
5.	2.39	Kelli Miller	32	46	135.0	2005

### INNINGS PITCHED

	NO.	NAME	APP	ER	ERA	YEAR
1.	235.2	Alexis Silkwood	47	96	2.85	2015
2.	198.2	Melissa Massey	41	93	3.28	2003
3.	198.0	Jennifer Pursell	43	56	1.98	2001
4.	192.2	Ragan Blake	37	49	1.78	2006
5.	171.2	Emily Williams	39	171.2	2.90	2019

### STRIKEOUTS

	NO.	NAME	APP	IP	ER	YEAR
1.	216	Alexis Silkwood	47	235.2	96	2015
2.	183	Ragan Blake	37	192.2	49	2006
3.	156	Emily Williams	39	171.2	71	2019
4.	107	Jennifer Pursell	43	198.0	56	2001
5.	105	Stephanie Comeaux	35	141.2	56	2005

## JUNIOR RECORDS

## AT BATS

	NO.	NAME	GP	H	AVG	YEAR
1.	235	Keri McCallum	67	88	.374	1999
2.	206	Jenny Hehnke	67	66	.320	1999
3.	196	Krystal Tillman	64	60	.306	2003
4.	193	Karrie Rider	67	51	.264	1999
5.	190	Michelle Gates	65	61	.321	1999

## RUNS

	NO.	NAME	GP	H	AB	YEAR
1.	63	Iyhia McMichael	64	75	186	2003
2.	57	Keri McCallum	67	88	235	1999
3.	55	Chelsea Bramlett	56	88	181	2009
	55	Kellie Wilkerson	61	70	167	2001
5.	44	Fa Leilua	58	61	177	2019
	44	Hayle Guess	62	60	185	2007

## HITS

	NO.	NAME	GP	AB	AVG	YEAR
1.	88	Chelsea Bramlett	56	181	.486	2009
	88	Keri McCallum	67	235	.374	1999
3.	75	Iyhia McMichael	64	186	.403	2003
4.	70	Kellie Wilkerson	61	167	.419	2001
5.	66	Jenny Hehnke	67	206	.320	1999

## BATTING AVERAGE

	NO.	NAME	GP	H	AB	YEAR
1.	.486	Chelsea Bramlett	56	88	181	2009
2.	.419	Kellie Wilkerson	61	70	167	2001
3.	.403	Iyhia McMichael	64	75	186	2003
4.	.379	Carter Spexarth	21	22	58	2020
5.	.374	Keri McCallum	67	88	235	1999

## DOUBLES

	NO.	NAME	GP	H	AB	YEAR
1.	22	Keri McCallum	67	88	235	1999
2.	18	Jennifer Waterman	52	53	143	2003
3.	15	Reggie Harrison	57	55	165	2017
	15	Michelle Gates	65	61	190	1999
5.	13	Chloe Malau'ulu	60	55	189	2021
	13	Courtney Bures	61	64	181	2007

## TRIPLES

	NO.	NAME	GP	H	AB	YEAR
1.	10	Keri McCallum	67	88	235	1999
2.	7	Melanie Morgan	38	--	--	1985
3.	6	Nakita Boyce	61	56	182	2007
	6	Kate Jaspers	63	60	180	2003
5.	5	Iyhia McMichael	64	75	186	2003
	5	Meg Hartnett	40	--	--	1985

## HOME RUNS

	NO.	NAME	GP	H	AB	YEAR
1.	22	Fa Leilua	58	61	177	2019
2.	18	Iyhia McMichael	64	75	186	2003
3.	15	Jessica Cooley	57	49	158	2012
4.	14	Kellie Wilkerson	61	70	167	2001
5.	13	Logan Foulks	57	53	171	2013

## SLUGGING PERCENTAGE

	NO.	NAME	GP	TB	AB	YEAR
1.	.801	Iyhia McMichael	64	149	186	2003
2.	.766	Kellie Wilkerson	61	128	167	2001
3.	.757	Fa Leilua	58	134	177	2019
4.	.659	Mia Davidson	28	58	88	2020
5.	.638	Carter Spexarth	21	37	58	2020

## STOLEN BASES

	NO.	NAME	GP	ATT	PCT	YEAR
1.	54	Chelsea Bramlett	56	60	.964	2009
2.	36	Iyhia McMichael	64	37	.973	2003
3.	35	Kellie Wilkerson	61	43	.814	2001
4.	34	Loryn Nichols	56	34	1.000	2015
5.	28	Kayla Winkfield	57	31	.903	2015

## TOTAL BASES

	NO.	NAME	GP	H	AB	YEAR
1.	149	Iyhia McMichael	64	75	186	2003
2.	134	Fa Leilua	58	61	177	2019
3.	130	Keri McCallum	67	88	235	1999
4.	128	Kellie Wilkerson	61	70	167	2001
5.	103	Logan Foulks	57	53	171	2013

## RUNS BATTED IN

	NO.	NAME	GP	H	AB	YEAR
1.	63	Iyhia McMichael	64	75	186	2003
2.	56	Courtney Bures	61	64	181	2007
3.	52	Fa Leilua	58	61	177	2019
4.	41	Jessica Cooley	57	49	158	2012
5.	40	Sam Lenahan	57	48	148	2013
	40	Michelle Gates	65	61	190	1999

## WALKS

	NO.	NAME	GP	OB%	YEAR
1.	51	Sam Lenahan	57	.502	2013
2.	48	Kellie Wilkerson	61	.555	2001
3.	38	Iyhia McMichael	64	.502	2003
4.	31	Katie Cooley	57	.406	2006
5.	29	Mackenzie Toler	56	.434	2016

## EARNED RUN AVERAGE (MIN. 40 IP)

	NO.	NAME	APP	ER	IP	YEAR
1.	0.46	Emily Williams	16	3	45.2	2020
2.	0.80	Annie Willis	12	6	52.2	2020
3.	1.07	Autumn Anderson	51	42	275.2	1999
4.	1.75	Stephanie Comeaux	29	39	155.2	2006
5.	1.97	Alison Owen	43	56	198.2	2013

## INNINGS PITCHED

	NO.	NAME	APP	ER	ERA	YEAR
1.	275.2	Autumn Anderson	50	42	1.07	1998
2.	198.2	Alison Owen	42	56	1.97	2013
3.	182.2	Stephanie Becker	43	65	2.49	2012
4.	180.0	Melissa Massey	37	63	2.45	2004
5.	173.1	Kelsey Nurnberg	38	20	2.26	2008

## STRIKEOUTS

	NO.	NAME	APP	IP	ER	YEAR
1.	250	Alison Owen	42	198.2	56	2013
2.	246	Autumn Anderson	50	275.2	42	1998
3.	163	Stephanie Becker	43	182.2	65	2012
4.	117	Kylie Vry	34	122.0	59	2012
5.	115	Melissa Massey	37	180.0	63	2004

## SENIOR RECORDS

### AT BATS

	NO.	NAME	GP	H	AVG	YEAR
1.	243	Keri McCallum	71	100	.412	2000
2.	216	Karrie Rider	71	66	.306	2000
3.	211	Michelle Gates	69	62	.294	2000
4.	210	Jenny Hehnke	69	65	.310	2000
5.	208	Jennifer Nelson	64	70	.337	2003

### RUNS

	NO.	NAME	GP	H	AB	YEAR
1.	83	Iyhia McMichael	65	87	183	2004
2.	64	Keri McCallum	71	100	243	2000
3.	56	Chelsea Bramlett	55	98	181	2010
4.	51	Kellie Wilkerson	66	80	191	2002
5.	48	Ali Bainbridge	56	50	150	2011

### HITS

	NO.	NAME	GP	AB	AVG	YEAR
1.	100	Keri McCallum	71	243	.412	2000
2.	98	Chelsea Bramlett	55	183	.536	2010
3.	87	Iyhia McMichael	65	183	.475	2004
4.	74	Courtney Bures	63	186	.398	2008
5.	73	Kate Jaspers	63	187	.390	2004

### BATTING AVERAGE

	NO.	NAME	GP	H	AB	YEAR
1.	.536	Chelsea Bramlett	55	98	183	2010
2.	.475	Iyhia McMichael	65	87	183	2004
3.	.419	Kellie Wilkerson	66	80	191	2002
4.	.412	Keri McCallum	71	100	243	2000
5.	.398	Courtney Bures	63	74	186	2008

### DOUBLES

	NO.	NAME	GP	H	AB	YEAR
1.	18	Kellie Wilkerson	66	80	191	2002
2.	16	Iyhia McMichael	65	87	183	2004
3.	14	Courtney Bures	63	74	186	2008
4.	13	Courtney Nesbit	56	53	169	2011
	13	Chelsea Raines	56	41	154	2011

### TRIPLES

	NO.	NAME	GP	H	AB	YEAR
1.	11	Keri McCallum	71	100	243	2000
2.	10	Iyhia McMichael	65	87	183	2004
3.	7	Jennifer Nelson	64	70	208	2003
4.	6	Kayla Winkfield	57	59	179	2016
	6	Chelsea Bramlett	55	98	183	2010

### HOME RUNS

	NO.	NAME	GP	H	AB	YEAR
1.	20	Fa Leilua	60	58	169	2021*
2.	17	Mia Davidson	60	55	177	2021
3.	13	Kat Moore	55	58	169	2019
4.	12	Carter Spexarth	60	61	184	2021
5.	10	Morgan Bell	61	41	149	2018
	10	Sam Lenahan	59	36	153	2014
	10	Jessica Cooley	57	37	140	2013
	10	Iyhia McMichael	65	87	183	2004

### SLUGGING PERCENTAGE

	NO.	NAME	GP	TB	AB	YEAR
1.	.836	Iyhia McMichael	65	153	183	2004
2.	.791	Fa Leilua	28	68	86	2020
3.	.728	Fa Leilua	60	123	169	2021*
4.	.675	Kellie Wilkerson	66	129	191	2002
5.	.672	Mia Davidson	60	119	177	2021

### STOLEN BASES

	NO.	NAME	GP	ATT	PCT	YEAR
1.	61	Chelsea Bramlett	55	64	.953	2010
2.	41	Iyhia McMichael	65	48	.854	2004
3.	31	Keri McCallum	71	34	.912	2000
4.	22	Nakita Boyce	63	23	.956	2008
5.	20	Ali Bainbridge	56	23	.870	2011
	20	Michelle Gates	69	24	.833	2000

### TOTAL BASES

	NO.	NAME	GP	H	AB	YEAR
1.	153	Iyhia McMichael	65	87	183	2004
2.	145	Keri McCallum	71	100	243	2000
3.	129	Kellie Wilkerson	66	80	191	2002
4.	123	Fa Leilua	60	58	169	2021*
5.	119	Mia Davidson	60	55	177	2021

### RUNS BATTED IN

	NO.	NAME	GP	H	AB	YEAR
1.	55	Jennifer Waterman	64	63	195	2004
2.	48	Fa Leilua	60	58	169	2021*
3.	47	Kat Moore	55	58	169	2019
	47	Kate Jaspers	63	73	187	2004
5.	46	Courtney Bures	63	74	186	2008

### WALKS

	NO.	NAME	GP	OB%	YEAR
1.	51	Iyhia McMichael	65	.595	2004
2.	50	Kellie Wilkerson	66	.550	2002
3.	47	Fa Leilua	60	.482	2021*
4.	44	Ka'ili Smith	57	.495	2012
5.	40	Heidi Shape	50	.446	2014
	40	Ali Bainbridge	56	.500	2011

### EARNED RUN AVERAGE (MIN. 40 IP)

	NO.	NAME	APP	ER	IP	YEAR
1.	1.43	Holly Ward	39	38	186.0	2018
2.	1.59	Vicki Bonar	22	30	132.0	1985
3.	1.89	Alicia Judd	32	35	129.1	1998
4.	1.95	Sara Hickerson	45	28	100.2	2007
5.	1.99	Kelli Miller	38	47	165.0	2007

### INNINGS PITCHED

	NO.	NAME	APP	ER	ERA	YEAR
1.	254.0	Autumn Anderson	51	77	2.12	1999
2.	221.2	Kasey Whitehead	53	85	2.68	2002
3.	186.0	Holly Ward	39	38	1.43	2018
4.	176.1	Alison Owen	39	75	2.98	2014
5.	165.0	Kelli Miller	38	47	1.99	2007

### STRIKEOUTS

	NO.	NAME	APP	IP	ER	YEAR
1.	223	Alison Owen	39	176.1	75	2014
2.	173	Holly Ward	39	186.0	38	2018
3.	160	Autumn Anderson	51	254.0	77	1999
4.	159	Stephanie Becker	32	129.0	66	2013
5.	151	Annie Willis	32	141.1	59	2021

\* Indicates graduate or fifth-year season



## ANNUAL LEADERS

## BATTING AVERAGE

YEAR	NAME	NO.
1983	Kristie Mellert	.364
1984	Meg Hartnett	.300
1985	Karen Shipley	.391
1986	Sherri Jennings	.327
1997	Keri McCallum	.427
1998	Michelle Gates	.380
1999	Kellie Wilkerson	.443
2000	Kellie Wilkerson	.431
2001	Kellie Wilkerson	.419
2002	Kellie Wilkerson	.419
2003	Iyhia McMichael	.403
2004	Iyhia McMichael	.475
2005	Courtney Bures	.388
2006	Courtney Bures	.346
2007	Chelsea Bramlett	.386
2008	Chelsea Bramlett	.450
2009	Chelsea Bramlett	.486
2010	Chelsea Bramlett	.536
2011	Ka'ili Smith	.348
2012	Brittany Bell	.368
2013	Sam Lenahan	.324
2014	Caroline Seitz	.340
2015	Mackenzie Toler	.347
2016	Kayla Winkfield	.330
2017	Reggie Harrison	.333
2018	Mia Davidson	.370
2019	Mia Davidson	.373
2020	Jackie McKenna	.435
2021	Fa Leilua	.343

## DOUBLES

YEAR	NAME	NO.
1983	Kristie Mellert	3
1984	Meg Hartnett	5
1985	Karen Shipley	9
1986	Connie Pendley	4
1997	Michelle Gates	16
1998	Michelle Gates	15
1999	Keri McCallum	22
2000	Kellie Wilkerson	14
2001	Kellie Wilkerson	12
2002	Kellie Wilkerson	18
2003	Jennifer Waterman	18
2004	Iyhia McMichael	16
2005	Courtney Bures	16
2006	Hayle Guess	10
2007	Courtney Bures	13
2008	Courtney Bures	14
2009	Ka'ili Smith	11
2010	Ali Bainbridge	12
2011	Ali Bainbridge / Chelsea Raines	13
2012	Ka'ili Smith	11
2013	Sam Lenahan	12
2014	Caroline Seitz	20
2015	Caroline Seitz	16
2016	Amanda Ivy	9
2017	Reggie Harrison	15
2018	Mia Davidson	13
2019	Mia Davidson / Emily Heimberger	8
2020	Fa Leilua	8
2021	Chloe Malau'ulu	13

## HOME RUNS

YEAR	NAME	NO.
1983	Kristie Mellert	3
1984	Meg Hartnett	2
1985	Meg Hartnett	6
1986	Melanie Morgan	8
1997	Michelle Gates	5
1998	Michelle Gates	6
1999	Kellie Wilkerson	13
2000	Kellie Wilkerson	8
2001	Kellie Wilkerson	14
2002	Kellie Wilkerson	9
2003	Iyhia McMichael	18
2004	Iyhia McMichael	10
2005	Courtney Bures	17
2006	Sammie Jo Bailey	8
2007	Hayle Guess	6
2008	Hayle Guess	7
2009	Jessie Bailey / Ali Bainbridge	4
2010	Ka'ili Smith	10
2011	Sam Lenahan / Courtney Nesbit	8
2012	Jessica Cooley	15
2013	Logan Foulks	13
2014	Sam Lenahan	10
2015	Caroline Seitz	15
2016	Caroline Seitz	5
2017	Caroline Seitz	9
2018	Mia Davidson	19
2019	Mia Davidson	26
2020	Fa Leilua	9
2021	Fa Leilua	20

## HITS

YEAR	NAME	NO.
1983	Kristie Mellert	20
1984	Meg Hartnett	30
1985	Karen Shipley	54
1986	Sherri Jennings	37
1997	Jenny Hehnke	71
1998	Michelle Gates	70
1999	Kellie Wilkerson	90
2000	Keri McCallum	100
2001	Kellie Wilkerson	70
2002	Kellie Wilkerson	80
2003	Iyhia McMichael	75
2004	Iyhia McMichael	87
2005	Courtney Bures	81
2006	Courtney Bures	62
2007	Chelsea Bramlett	83
2008	Chelsea Bramlett	90
2009	Chelsea Bramlett	88
2010	Chelsea Bramlett	98
2011	Ka'ili Smith	57
2012	Ka'ili Smith	59
2013	Logan Foulks	53
2014	Caroline Seitz	64
2015	Caroline Seitz	62
2016	Kayla Winkfield	59
2017	Bevia Robinson	56
2018	Mia Davidson	70
2019	Mia Davidson	63
2020	Fa Leilua	33
2021	Carter Spexarth	61

## TRIPLES

YEAR	NAME	NO.
1983	Kristie Mellert	2
1984	Meg Hartnett	3
1985	Melanie Morgan	7
1986	Four Players	2
1997	Keri McCallum	11
1998	Michelle Gates	10
1999	Keri McCallum	10
2000	Keri McCallum	11
2001	Iyhia McMichael	3
2002	Iyhia McMichael	8
2003	Jennifer Nelson	7
2004	Iyhia McMichael	10
2005	Courtney Bures	5
2006	Courtney Bures	6
2007	Nakita Boyce	6
2008	Hayle Guess / Nakita Boyce	4
2009	Ka'ili Smith	4
2010	Chelsea Bramlett	6
2011	Ali Bainbridge	4
2012	Brittany Bell / Jessica Offutt	3
2013	Heidi Shape	2
2014	Caroline Seitz	4
2015	Katie Anne Bailey	8
2016	Kayla Winkfield	6
2017	Six Players	2
2018	Emily Heimberger / Bevia Robinson	4
2019	Kat Moore	4
2020	Mia Davidson	2
2021	Paige Cook	2

## TOTAL BASES

YEAR	NAME	NO.
1983	Kristie Mellert	33
1984	Meg Hartnett	47
1985	Meg Hartnett	85
1986	Melanie Morgan	65
1997	Michelle Gates	99
1998	Michelle Gates	123
1999	Kellie Wilkerson	152
2000	Keri McCallum	145
2001	Kellie Wilkerson	128
2002	Kellie Wilkerson	129
2003	Iyhia McMichael	149
2004	Iyhia McMichael	153
2005	Courtney Bures	158
2006	Courtney Bures	98
2007	Chelsea Bramlett	95
2008	Courtney Bures	107
2009	Chelsea Bramlett	99
2010	Chelsea Bramlett	113
2011	Courtney Nesbit	92
2012	Brittany Bell	99
2013	Logan Foulks	103
2014	Caroline Seitz	116
2015	Caroline Seitz	123
2016	Kayla Winkfield	82
2017	Caroline Seitz	92
2018	Mia Davidson	144
2019	Mia Davidson	149
2020	Fa Leilua	68
2021	Fa Leilua	123

**ANNUAL LEADERS**
**RUNS BATTED IN**

YEAR	NAME	NO.
1983	Kristie Mellert	3
1984	Meg Hartnett	14
1985	Meg Hartnett	34
1986	Melanie Morgan	29
1997	Michelle Gates	48
1998	Michelle Gates	35
1999	Kellie Wilkerson	65
2000	Karrie Rider / Kellie Wilkerson	43
2001	Kellie Wilkerson	33
2002	Iyhia McMichael	48
2003	Iyhia McMichael	63
2004	Jennifer Waterman	55
2005	Courtney Bures	54
2006	Courtney Bures	37
2007	Courtney Bures	56
2008	Courtney Bures	46
2009	Ka'ili Smith	35
2010	Ka'ili Smith	50
2011	Courtney Nesbit	42
2012	Jessica Cooley	41
2013	Sam Lenahan	40
2014	Sam Lenahan	43
2015	Caroline Seitz	54
2016	Caroline Seitz	31
2017	Caroline Seitz	44
2018	Mia Davidson	48
2019	Mia Davidson	64
2020	Fa Leilua	28
2021	Fa Leilua	48

**RUNS SCORED**

YEAR	NO.
1983	Kristie Mellert 8
1984	Meg Hartnett 13
1985	Melanie Morgan 36
1986	Sherri Jennings 30
1997	Jenny Hehnke 44
1998	Michelle Gates 47
1999	Keri McCallum 57
2000	Keri McCallum 64
2001	Kellie Wilkerson 55
2002	Kellie Wilkerson 51
2003	Iyhia McMichael 63
2004	Iyhia McMichael 83
2005	Courtney Bures 49
2006	Hayle Guess 39
2007	Chelsea Bramlett 56
2008	Chelsea Bramlett 52
2009	Chelsea Bramlett 55
2010	Chelsea Bramlett 56
2011	Ali Bainbridge 48
2012	Brittany Bell 40
2013	Sam Lenahan 35
2014	Heidi Shape 33
2015	Katie Anne Bailey 43
2016	Kayla Winkfield 39
2017	Bevia Robinson 41
2018	Mia Davidson 50
2019	Mia Davidson 52
2020	Fa Leilua 28
2021	Mia Davidson 42

**SLUGGING PERCENTAGE**

YEAR	NAME	NO.
1983	Kristie Mellert	.600
1984	Meg Hartnett	.470
1985	Melanie Morgan	.653
1986	Melanie Morgan	.575
1997	Keri McCallum	.618
1998	Michelle Gates	.668
1999	Kellie Wilkerson	.749
2000	Kellie Wilkerson	.663
2001	Kellie Wilkerson	.766
2002	Kellie Wilkerson	.675
2003	Iyhia McMichael	.801
2004	Iyhia McMichael	.836
2005	Courtney Bures	.756
2006	Courtney Bures	.547
2007	Courtney Bures	.514
2008	Courtney Bures	.575
2009	Chelsea Bramlett	.547
2010	Chelsea Bramlett	.617
2011	Ali Bainbridge	.593
2012	Brittany Bell	.651
2013	Sam Lenahan	.622
2014	Caroline Seitz	.617
2015	Caroline Seitz	.631
2016	Kayla Winkfield	.458
2017	Caroline Seitz	.523
2018	Mia Davidson	.762
2019	Mia Davidson	.882
2020	Fa Leilua	.791
2021	Fa Leilua	.728

**GAME-WINNING RUNS BATTED IN**

YEAR	NAME	NO.
1997	Michelle Gates	7
1998	Cheri Smith	7
1999	Kellie Wilkerson	12
2000	Michelle Gates	9
2001	Kellie Wilkerson	8
2002	Iyhia McMichael	9
2003	Iyhia McMichael	7
2004	Jennifer Waterman	12
2005	Courtney Bures	7
2006	Courtney Bures	7
2007	Courtney Bures	10
2008	Hayle Guess	6
2009	Ali Bainbridge / Courtney Moore / Jessie Spain	4
2010	Erin Nesbit	5
2011	Sam Lenahan / Courtney Nesbit	5
2012	Heidi Shape / Ka'ili Smith	6
2013	Logan Foulks / Sam Lenahan	7
2014	Sam Lenahan	9
2015	Mackenzie Toler	8
2016	Mackenzie Toler / Katie Anne Bailey	4
2017	Olivia Golden / Caroline Seitz	6
2018	Sarai Niu	8
2019	Kat Moore	8
2020	Fa Leilua	5
2021	Carter Spexarth	10

**GAME-WINNING RUNS SCORED**

YEAR	NO.
1997	Jenny Hehnke 7
1998	Keri McCallum 7
1999	Keri McCallum 15
2000	Keri McCallum 22
2001	Kellie Wilkerson 10
2002	Kellie Wilkerson 7
2003	Jennifer Nelson 8
2004	Iyhia McMichael 20
2005	Courtney Bures 8
2006	Hayle Guess 11
2007	Chelsea Bramlett 9
2008	Chelsea Bramlett 9
2009	Chelsea Bramlett 11
2010	Chelsea Bramlett 5
2011	Ali Bainbridge 12
2012	Brittany Bell 8
2013	Jessica Offutt 6
2014	Heidi Shape 7
2015	Caroline Seitz / Kayla Winkfield 6
2016	Katie Anne Bailey 7
2017	Bevia Robinson 12
2018	Kat Moore 12
2019	Emily Heimberger 10
2020	Candace Denis / Chloe Malau'ulu 5
2021	Chloe Malau'ulu 13


**FA LEILUA**

## ANNUAL LEADERS

## WALKS (BATTING)

YEAR	NAME	NO.
1983	Kristie Mellert	12
1984	Meg Hartnett	8
1985	Missy Herbert	20
1986	Sherri Jennings	12
1997	Karrie Rider	18
1998	Cheri Smith	30
1999	Kellie Wilkerson	30
2000	Kellie Wilkerson	49
2001	Kellie Wilkerson	48
2002	Kellie Wilkerson	50
2003	Iyhia McMichael	38
2004	Iyhia McMichael	51
2005	Katie Cooley	29
2006	Katie Cooley	31
2007	Courtney Bures / Katie Cooley	20
2008	Courtney Bures	27
2009	Ka'ili Smith	22
2010	Brittany Bell	24
2011	Ali Bainbridge	40
2012	Ka'ili Smith	44
2013	Sam Lenahan	51
2014	Heidi Shape	40
2015	Mackenzie Toler	37
2016	Mackenzie Toler	29
2017	Reggie Harrison	28
2018	Reggie Harrison	26
2019	Mia Davidson	23
2020	Fa Leilua	12
2021	Fa Leilua	47

## ON-BASE PERCENTAGE

YEAR	NAME	NO.
1997	Keri McCallum	.469
1998	Michelle Gates	.439
1999	Kellie Wilkerson	.519
2000	Kellie Wilkerson	.553
2001	Kellie Wilkerson	.555
2002	Kellie Wilkerson	.550
2003	Iyhia McMichael	.502
2004	Iyhia McMichael	.595
2005	Courtney Bures	.426
2006	Courtney Bures / Katie Cooley	.406
2007	Courtney Bures	.452
2008	Chelsea Bramlett	.484
2009	Chelsea Bramlett	.532
2010	Chelsea Bramlett	.571
2011	Ali Bainbridge	.500
2012	Brittany Bell	.525
2013	Sam Lenahan	.502
2014	Heidi Shape	.446
2015	Mackenzie Toler	.484
2016	Mackenzie Toler	.434
2017	Reggie Harrison	.453
2018	Mia Davidson	.452
2019	Mia Davidson	.476
2020	Jackie McKenna	.519
2021	Fa Leilua	.482

## STOLEN BASES

YEAR	NAME	NO.
1986	Sherri Jennings	11
1997	Keri McCallum	27
1998	Michelle Gates	30
1999	Michelle Gates	17
2000	Keri McCallum	31
2001	Kellie Wilkerson	35
2002	Iyhia McMichael	36
2003	Iyhia McMichael	36
2004	Iyhia McMichael	41
2005	Courtney Bures	18
2006	Hayle Guess	23
2007	Chelsea Bramlett	46
2008	Chelsea Bramlett	46
2009	Chelsea Bramlett	54
2010	Chelsea Bramlett	61
2011	Ali Bainbridge	20
2012	Jessica Offutt	17
2013	Loryn Nichols	23
2014	Loryn Nichols / Jessica Offutt	16
2015	Loryn Nichols	34
2016	Kayla Winkfield	17
2017	Bevia Robinson	30
2018	Emily Heimberger	17
2019	Emily Heimberger	12
2020	Candace Denis	12
2021	Chloe Malau'ulu	9

## FIELDING PERCENTAGE (MIN. 125 CHANCES)

YEAR	NAME	NO.
1997	Alicia Judd	.984
1998	Cheri Smith	.985
1999	Cheri Smith	.990
2000	Keri McCallum	.992
2001	Kate Jaspers	.987
2002	Kellie Wilkerson	.988
2003	Kate Jaspers	.994
2004	Jennifer Waterman	.992
2005	Lindsay Hunley	.996
2006	Blair Hewett	.997
2007	Sammie Jo Bailey	.988
2008	Chelsea Bramlett	.993
2009	Chelsea Bramlett	.990
2010	Courtney Nesbit	.986
2011	Courtney Nesbit	.986
2012	Ka'ili Smith	.990
2013	Sam Lenahan	.984
2014	Sam Lenahan	.998
2015	Katie Anne Bailey	.981
2016	Sarai Niu	.987
2017	Calyn Adams	.990
2018	Sarai Niu	.985
2019	Mia Davidson	.983
2020	Fa Leilua	.993
2021	Fa Leilua	.984

## EARNED RUN AVERAGE (MIN. 40 IP)

YEAR	NAME	NO.
1983	Susan Akins	2.54
1984	Vicki Bonar	1.96
1985	Kim Davis	1.58
1986	Kim Davis	1.01
1997	Michelle Gates	1.91
1998	Autumn Anderson	1.07
1999	Autumn Anderson	2.12
2000	Jennifer Pursell	1.99
2001	Kellie Wilkerson	0.44
2002	Kellie Wilkerson	1.78
2003	Melissa Massey	3.28
2004	Kelli Miller	1.92
2005	Kelli Miller	2.39
2006	Stephanie Comeaux	1.75
2007	Sara Hickerson	1.95
2008	Misty Flesher	2.11
2009	Lindsey Dunlap	3.41
2010	Misty Flesher	4.16
2011	Kyle Vry	4.11
2012	Stephanie Becker	2.49
2013	Alison Owen	1.97
2014	Alexis Silkwood	2.19
2015	Alexis Silkwood	2.85
2016	Regan Green	1.88
2017	Alexis Silkwood	2.16
2018	Holly Ward	1.43
2019	Emily Williams	2.90
2020	Emily Williams	0.46
2021	Annie Willis	2.92

## WINS

YEAR	NAME	NO.
1983	Susan Akins	3
1984	Vicki Bonar	8
1985	Kim Davis	17
1986	Kim Davis	11
1997	Michelle Gates	15
1998	Autumn Anderson	26
1999	Autumn Anderson	23
2000	Jennifer Pursell	26
2001	Jennifer Pursell	16
2002	Kasey Whitehead	20
2003	Melissa Massey	22
2004	Melissa Massey	18
2005	Kelli Miller	14
2006	Ragan Blake	16
2007	Kelli Miller	18
2008	Misty Flesher	20
2009	Lindsey Dunlap	17
2010	Misty Flesher	12
2011	Kylie Vry	8
2012	Stephanie Becker	18
2013	Alison Owen	17
2014	Alison Owen	18
2015	Alexis Silkwood	26
2016	Holly Ward	9
2017	Alexis Silkwood	15
2018	Holly Ward	16
2019	Emily Williams	15
2020	Annie Willis	9
2021	Annie Willis	17



**ANNUAL LEADERS**
**SAVES**

YEAR	NAME	NO.
1997	Michelle Gates	1
1998	Autumn Anderson	3
1999	Kellie Wilkerson	8
2000	Jennifer Pursell	4
2001	Kellie Wilkerson	10
2002	Kellie Wilkerson	14
2003	Stephanie Owens	5
2004	Stephanie Comeaux	3
2005	Ragan Blake	7
2006	Kelli Miller	1
2007	Sara Hickerson	10
2008	Elizabeth Woolven	4
2009	Lindsey Dunlap	4
2010	Stephanie Becker / Lindsey Dunlap	2
2011	Misty Flesher	4
2012	Kylie Vry	3
2013	Alison Owen	5
2014	Alexis Silkwood	2
2015	Alexis Silkwood	2
2016	Holly Ward	2
2017	Alexis Silkwood	5
2018	Holly Ward	4
2019	Emily Williams	5
2020	Emily Williams	5
2021	Alyssa Loza	6

**STRIKEOUTS**

YEAR	NAME	NO.
1983	Susan Akins	27
1984	Vicki Bonar	34
1985	Vicki Bonar	73
1986	Cathy Pippins	35
1997	Michelle Gates	76
1998	Autumn Anderson	246
1999	Autumn Anderson	160
2000	Jennifer Pursell	143
2001	Jennifer Pursell	107
2002	Kasey Whitehead	95
2003	Melissa Massey	96
2004	Melissa Massey	115
2005	Stephanie Comeaux	105
2006	Ragan Blake	183
2007	Kelli Miller	85
2008	Misty Flesher	119
2009	Lindsey Dunlap	161
2010	Lindsey Dunlap	69
2011	Stephanie Becker / Kylie Vry	87
2012	Stephanie Becker	163
2013	Alison Owen	250
2014	Alison Owen	223
2015	Alexis Silkwood	216
2016	Regan Green	92
2017	Alexis Silkwood	108
2018	Holly Ward	173
2019	Emily Williams	156
2020	Annie Willis	78
2021	Annie Willis	151

**STRIKEOUTS PER 7 INNINGS**

YEAR	NO.
1983	Susan Akins 1.72
1984	Sharon Hooper 2.41
1985	Vicki Bonar 3.87
1986	Cathy Pippins 2.81
1997	Michelle Gates 3.02
1998	Autumn Anderson 6.25
1999	Autumn Anderson 4.41
2000	Jennifer Pursell 3.90
2001	Kellie Wilkerson 7.05
2002	Kellie Wilkerson 7.22
2003	Melissa Massey 3.38
2004	Melissa Massey 4.47
2005	Melissa Massey 6.54
2006	Ragan Blake 6.65
2007	Sara Hickerson 5.00
2008	Misty Flesher 4.64
2009	Lindsey Dunlap 5.18
2010	Lindsey Dunlap 6.47
2011	Kylie Vry 5.03
2012	Kylie Vry 6.71
2013	Alison Owen 8.83
2014	Alison Owen 8.86
2015	Alexis Silkwood 6.43
2016	Regan Green 7.90
2017	Cassady Knudsen 7.37
2018	Cassady Knudsen 8.76
2019	Kayla Boseman 6.64
2020	Emily Williams 11.50
2021	Emily Williams 8.59


**ANNIE WILLIS**

## ANNUAL SUMMARIES

YEAR	RECORD	PCT.	HOME	AWAY	NEUTRAL	SEC	PCT.	SEC FINISH	HEAD COACH
1982	2-18	.100	2-4	0-2	0-12	--	--	--	Lynn Keiser
1983	6-13	.316	3-5	2-2	1-6	--	--	--	Lynn Keiser
1984	11-20	.355	5-11	4-6	2-3	--	--	--	Vivian Langley
1985	28-12	.700	11-5	8-3	9-4	--	--	--	Vivian Langley
1986	27-11	.711	13-5	8-2	6-4	--	--	--	Vivian Langley
1997	29-27	.518	13-12	6-8	10-7	11-17	.393	5th, West	Kathy Arendsen
1998	36-21	.632	14-8	12-6	10-7	15-11	.577	3rd, West	Kathy Arendsen
1999	38-29	.567	21-6	6-14	11-9	15-15	.500	4th, West	Kathy Arendsen
2000	44-27	.620	19-11	11-7	14-9	17-13	.567	4th, West	Kathy Arendsen
2001	36-26	.581	19-7	12-9	5-10	19-11	.633	3rd, West	Kathy Arendsen
2002	36-31	.537	17-8	7-12	12-11	13-16	.448	5th, West	Kathy Arendsen
2003	34-30	.531	11-8	10-14	13-8	13-16	.448	4th, West	Jay Miller
2004	39-26	.600	23-6	9-13	7-7	14-15	.483	4th, West	Jay Miller
2005	35-31	.530	19-10	6-13	10-8	12-18	.400	T-3rd, West	Jay Miller
2006	33-28	.541	16-11	9-13	8-4	7-22	.241	6th, West	Jay Miller
2007	35-27	.565	18-6	7-13	10-8	14-14	.500	3rd, West	Jay Miller
2008	41-22	.651	20-8	10-6	11-8	13-14	.481	4th, West	Jay Miller
2009	28-28	.500	17-10	7-12	4-6	8-19	.296	5th, West	Jay Miller
2010	26-29	.473	11-12	7-12	8-5	7-20	.259	6th, West	Jay Miller
2011	24-32	.429	17-7	3-15	4-10	10-18	.357	4th, West	Jay Miller
2012	33-24	.579	16-11	13-7	4-6	12-16	.429	T-3rd, West	Vann Stuedeman
2013	33-24	.579	14-9	8-13	11-2	8-16	.333	5th, West	Vann Stuedeman
2014	39-21	.650	20-7	10-10	9-4	10-14	.417	10th	Vann Stuedeman
2015	36-21	.632	20-10	12-7	4-4	10-14	.417	10th	Vann Stuedeman
2016	26-31	.456	16-14	4-13	6-4	3-21	.125	12th	Vann Stuedeman
2017	36-22	.621	24-7	7-11	5-4	10-14	.417	9th	Vann Stuedeman
2018	38-23	.623	24-10	8-9	6-4	7-17	.292	11th	Vann Stuedeman
2019	35-23	.603	21-8	8-11	6-4	9-15	.346	12th	Vann Stuedeman
2020	25-3	.893	17-1	1-0	7-2	--	--	--	Samantha Ricketts
2021	35-25	.583	22-6	9-17	4-2	8-15	.348	9th	Samantha Ricketts
<b>TOTALS</b>	<b>924-705</b>	<b>.567</b>	<b>483-243</b>	<b>224-280</b>	<b>217-182</b>	<b>265-381</b>	<b>.410</b>		

## HEAD COACHING HISTORY

YEAR	TENURE	RECORD	PCT	SEC	PCT
Lynn Keiser	1982-83	8-31	.205	--	--
Vivian Langley	1984-86	66-45	.595	--	--
Kathy Arendsen	1997-2002	219-161	.576	90-83	.520
Jay Miller	2003-11	295-253	.539	98-156	.386
Vann Stuedeman	2012-19	276-189	.594	69-127	.352
Samantha Ricketts	2020-prs.	60-28	.682	8-15	.348
<b>TOTALS</b>		<b>924-705</b>	<b>.567</b>	<b>265-381</b>	<b>.410</b>

## MSU CAREER COACHING VICTORIES

YEAR	TENURE	RECORD	PCT	SEC	PCT
1. Jay Miller	2003-11	295-253	.539	98-156	.386
2. Vann Stuedeman	2012-19	276-189	.594	69-127	.352
3. Kathy Arendsen	1997-2002	219-161	.576	90-83	.520
4. Vivian Langley	1984-86	66-45	.595	--	--
5. Samantha Ricketts	2020-prs.	60-28	.682	8-15	.348
6. Lynn Keiser	1982-83	8-31	.205	--	--

## MSU CAREER SEC COACHING VICTORIES

YEAR	TENURE	SEC	PCT	RECORD	PCT
1. Jay Miller	2003-11	98-156	.386	295-253	.539
2. Kathy Arendsen	1997-2002	90-83	.520	219-161	.576
3. Vann Stuedeman	2012-19	69-127	.352	276-189	.594
4. Samantha Ricketts	2020-prs.	8-15	.348	60-28	.682

## MSU CAREER COACHING WINNING PERCENTAGE

YEAR	TENURE	RECORD	PCT	SEC	PCT
1. Samantha Ricketts	2020-prs.	60-28	.682	8-15	.348
2. Vivian Langley	1984-86	66-45	.595	--	--
3. Vann Stuedeman	2012-19	276-189	.594	69-127	.352
4. Kathy Arendsen	1997-2002	219-161	.576	90-83	.520
5. Jay Miller	2003-11	295-253	.539	98-156	.386
6. Lynn Keiser	1982-83	8-31	.205	--	--

## MILESTONE VICTORIES

WIN	OPPONENT	SCORE	LOCATION	DATE
1	Louisiana	13-3	Starkville, Miss.	March 19, 1982
50	Kentucky Wesleyan	11-2	Starkville, Miss.	March 8, 1986
100	Louisiana Tech	3-2 (10)	Starkville, Miss.	April 25, 1997
200	UAB	4-1	Starkville, Miss.	March 22, 2000
300	at Nevada	7-0	Las Cruces, N.M.	Feb. 21, 2003
400	vs. Texas A&M-CC	1-0	Austin, Texas	May 20, 2005
500	Kentucky	1-0	Starkville, Miss.	April 3, 2008
600	Columbia	12-4 (6)	Starkville, Miss.	March 3, 2012
700	Illinois	9-8	Starkville, Miss.	Feb. 13, 2015
800	vs. Nebraska	9-0 (5)	Cathedral City, Calif.	Feb. 22, 2018
900	Western Kentucky	10-0 (5)	Starkville, Miss.	Mar. 6, 2021



## ANNUAL TEAM BATTING STATS

YEAR	GP	W-L	AVG	AB	R	H	2B	3B	HR	RBI	TB	SLG%	BB	HBP	SO	OB%	SF	SH	SB-ATT	PO	A	E	FLD%
1982	20	2-18	--	--	--	--	--	--	--	--	--	--	--	--	--	--	--	--	--	--	--	--	--
1983	19	6-13	.248	528	60	131	9	9	8	42	--	--	53	--	77	.386	--	--	--	--	--	--	--
1984	31	11-20	.218	852	107	186	23	7	5	76	--	--	64	9	107	.373	--	--	--	--	--	--	--
1985	40	28-12	.285	1102	250	314	38	27	22	193	--	--	103	--	121	--	--	--	--	826	334	72	.942
1986	38	27-11	.247	997	178	246	14	11	19	121	290	--	92	--	140	--	--	--	67-77	773	367	86	.930
1997	56	29-27	.269	1389	212	373	58	14	11	179	492	.354	126	15	169	.335	4	65	78-101	1063	415	88	.944
1998	57	36-21	.263	1595	241	419	65	15	29	219	601	.377	133	17	230	.323	14	70	54-79	1305	477	68	.963
1999	67	38-29	.285	1628	246	464	70	8	21	214	613	.377	140	18	243	.346	11	57	76-101	1292	479	77	.958
2000	71	44-27	.261	1536	188	401	51	6	18	178	518	.337	135	22	290	.327	10	57	63-81	1204	532	74	.959
2001	62	36-26	.234	1314	150	307	52	2	9	126	390	.297	130	21	258	.310	12	42	45-60	1063	517	80	.952
2002	67	36-31	.269	1659	220	447	68	7	20	187	589	.355	131	18	268	.328	8	60	67-101	1354	396	58	.968
2003	64	34-30	.252	1429	216	360	66	8	29	179	529	.370	138	8	246	.319	9	56	50-79	1199	355	45	.972
2004	65	39-26	.274	1291	197	354	68	9	36	180	548	.424	116	14	241	.339	7	35	33-52	987	433	67	.955
2005	66	35-31	.233	1588	174	370	46	10	15	143	481	.303	111	32	330	.295	10	48	66-96	1341	309	37	.978
2006	61	33-28	.254	1577	239	400	78	15	46	210	646	.410	150	28	324	.329	4	22	107-133	1316	267	43	.974
2007	62	35-27	.297	1680	305	499	66	14	23	265	662	.394	151	37	326	.365	15	53	116-131	1258	627	94	.953
2008	63	41-22	.311	1660	310	517	66	17	22	253	683	.411	153	35	256	.380	9	48	126-147	1237	523	55	.970
2009	56	28-28	.279	1449	236	404	62	9	18	200	538	.371	114	43	284	.346	16	44	101-116	1106	333	34	.977
2010	55	26-29	.286	1431	256	409	57	18	31	223	595	.416	145	31	317	.361	13	26	99-114	1070	429	60	.962
2011	56	24-32	.262	1421	233	372	70	15	40	216	592	.417	182	34	351	.357	8	24	48-61	1071	398	71	.954
2012	57	33-24	.274	1449	254	397	52	12	35	213	578	.399	202	57	282	.383	6	34	92-114	1122	332	56	.963
2013	59	35-24	.267	1448	247	387	61	5	51	229	611	.422	204	33	345	.369	8	26	114-146	1143	240	56	.961
2014	60	39-21	.257	1507	272	388	70	10	34	244	580	.385	206	88	315	.376	14	34	88-110	1194	335	38	.976
2015	57	36-21	.312	1522	326	475	84	7	54	294	753	.495	194	72	244	.415	15	27	101-115	1129	238	60	.963
2016	57	26-31	.247	1476	206	365	52	12	18	183	495	.335	153	60	289	.339	15	41	62-72	1184	506	65	.963
2017	58	36-22	.281	1554	234	437	67	14	28	197	616	.396	166	51	174	.367	13	29	74-91	1181	517	61	.965
2018	61	38-23	.292	1621	316	473	88	19	55	291	764	.471	143	59	199	.367	15	10	52-60	1213	465	75	.957
2019	58	35-23	.296	1542	300	456	56	9	72	284	746	.484	128	48	218	.365	14	14	42-47	1145	371	65	.959
2020	28	25-3	.326	731	184	238	44	6	33	177	393	.538	68	28	101	.399	11	5	29-32	555	142	24	.967
2021	60	35-25	.273	1563	298	427	69	6	70	270	718	.459	189	60	263	.371	10	16	35-44	1166	356	76	.952

## ANNUAL TEAM PITCHING STATS

YEAR	GP	W-L	ERA	CG	SHO	SV	IP	H	R	ER	BB	SO	2B	3B	HR	AVG	WP	HBP
1982	20	2-18	--	--	--	--	--	--	--	--	--	--	--	--	--	--	--	--
1983	19	6-13	4.42	16	5	--	135.2	145	82	49	25	33	17	8	3	.255	--	--
1984	31	11-20	2.38	21	22	0	214.1	183	144	81	154	63	7	4	3	.218	--	--
1985	40	28-12	1.60	35	6	0	275.1	213	103	63	96	121	21	8	4	.205	--	--
1986	38	27-11	1.29	22	8	7	257.2	175	80	37	68	90	6	4	1	.187	--	--
1997	56	29-27	2.78	27	10	4	354.2	337	191	141	150	301	51	17	16	.245	35	22
1998	57	36-21	1.11	38	27	7	436.1	239	101	69	160	529	35	4	7	.157	49	13
1999	67	38-29	1.20	40	27	4	430.2	243	104	74	143	524	37	2	14	.162	30	22
2000	71	44-27	2.09	40	14	0	401.0	311	162	120	128	272	42	1	24	.213	21	12
2001	62	36-26	2.57	32	12	1	354.1	319	179	130	146	234	42	6	22	.239	35	17
2002	67	36-31	1.10	35	27	8	452.0	229	99	71	126	719	29	3	13	.146	38	24
2003	64	34-30	0.61	38	33	1	399.2	178	48	35	81	621	14	2	15	.132	7	19
2004	65	39-26	3.21	12	4	3	329.0	333	203	151	160	227	62	7	27	.259	35	22
2005	66	35-31	0.60	41	35	3	447.0	168	64	38	104	835	32	3	11	.114	17	25
2006	61	33-28	0.81	52	34	2	438.2	163	66	51	110	849	19	0	17	.111	14	21
2007	62	35-27	2.50	7	10	13	419.1	415	227	150	104	240	57	7	31	.249	28	19
2008	63	41-22	2.21	33	14	7	412.1	379	162	130	96	252	51	4	29	.242	24	15
2009	56	28-28	3.74	27	9	5	368.2	402	232	197	126	260	49	15	50	.278	19	35
2010	55	26-29	4.53	18	7	5	356.2	382	274	231	220	227	74	7	48	.277	42	46
2011	56	24-32	4.90	12	5	7	357.0	435	313	250	165	242	58	8	50	.300	46	32
2012	57	33-24	2.88	20	5	5	374.0	310	194	154	184	358	39	11	27	.224	24	48
2013	59	35-24	2.66	24	10	7	381.0	277	188	145	113	468	40	5	51	.199	16	44
2014	60	39-21	2.67	27	14	3	398.0	312	175	152	112	438	50	5	45	.212	22	29
2015	57	36-21	3.72	27	7	2	376.1	377	253	200	208	312	54	7	52	.253	19	51
2016	57	26-31	2.87	19	12	3	394.2	346	200	162	182	305	43	11	28	.230	33	30
2017	58	36-22	2.15	24	10	6	393.2	329	169	121	173	320	33	4	29	.222	13	23
2018	61	38-23	2.06	29	19	4	404.1	326	162	119	170	416	50	6	17	.212	23	27
2019	58	35-23	3.36	22	8	10	381.2	342	248	183	242	308	59	13	50	.235	26	40
2020	28	25-3	1.36	7	11	6	185.0	102	47	36	58	245	20	3	9	.158	13	12
2021	60	35-25	3.46	9	8	6	388.2	374	234	192	163	417	61	5	50	.247	35	43



## ANNUAL RESULTS

1982

2-18 Overall

Home: 2-4 | Away: 0-2 | Neutral: 0-12

Head Coach: Lynn Keiser

DATE	OPPONENT	RESULT
Mar. 10	at LSU	L, 0-14
Mar. 10	at LSU	L, 7-8
Mar. 11	! vs. Stephen F. Austin	L, 0-10
Mar. 12	! vs. Kent State	L, 3-10
Mar. 12	! vs. Kent State	L, 8-9
Mar. 19	LOUISIANA	W, 13-3
Mar. 19	LOUISIANA	L, 9-15
Mar. 20	CARTHAGE COLLEGE	W, 6-1
Mar. 20	CARTHAGE COLLEGE	L, 13-16
Mar. 25	# vs. Oklahoma State	L, 0-2
Mar. 25	# vs. Utah	L, 0-9
Mar. 26	# vs. Iowa State	L, 1-12
Mar. 26	# vs. Nebraska-Omaha	L, 0-8
Mar. 27	# vs. Idaho State	L, 0-8
April 2	\$ vs. NE Missouri State <sup>1</sup>	L, 2-3
April 2	\$ vs. Oklahoma State	L, 1-9
April 3	\$ vs. Kansas	L, 1-9
April 3	\$ vs. Iowa	L, 1-6
April 20	LSU	L, 2-3
April 20	LSU	L, 1-4

! - LSU Tournament (Baton Rouge, La.)

# - Oklahoma Invitational (Bartlesville, Okla.)

\$ - Southwest Missouri State Invitational (Springfield, Mo.)

<sup>1</sup> - Now known as Truman State University

1983

6-13-0 Overall

Home: 3-5 | Away: 2-2 | Neutral: 1-6

Head Coach: Lynn Keiser

DATE	OPPONENT	RESULT
Feb. 26	at Louisiana	L, 1-2
Feb. 26	at Louisiana	L, 1-6
Mar. 13	LOUISIANA-MONROE	L, 0-3
Mar. 13	LOUISIANA-MONROE	W, 4-3
Mar. 15	! vs. Eastern Connecticut	L, 1-2
Mar. 15	! vs. Fairleigh Dickinson	W, 21-6
Mar. 16	! vs. Trenton State <sup>1</sup>	L, 0-5
Mar. 16	! vs. Rhode Island	L, 5-9
Mar. 22	SOUTHERN MISS	W, 3-0
Mar. 22	SOUTHERN MISS	W, 4-3
April 9	NICHOLLS STATE	L, 2-4
April 9	NICHOLLS STATE	L, 2-4
April 12	at Southern Miss	W, 3-0
April 12	at Southern Miss	W, 5-4
April 15	# vs. Illinois State	L, 0-2
April 15	# vs. Texas-Arlington	L, 2-7
April 16	# vs. Oklahoma	L, 0-4
April 23	LOUISIANA TECH	L, 0-4
April 23	LOUISIANA TECH	L, 0-9

! - South Carolina State Invitational (Columbia, S.C.)

# - Louisiana Tech Invitational (Ruston, La.)

<sup>1</sup> - Now known as College of New Jersey

1984

11-20 Overall

Home: 5-11 | Away: 4-6 | Neutral: 2-3

Head Coach: Vivian Langley

DATE	OPPONENT	RESULT
Mar. 3	at Northwestern State	W, 2-1
Mar. 3	at Northwestern State	L, 3-7
Mar. 7	FLORIDA A&M	W, 11-0
Mar. 7	FLORIDA A&M	W, 11-8
Mar. 8	FLORIDA STATE	L, 0-1 (9)
Mar. 8	FLORIDA STATE	L, 2-6
Mar. 10	LOUISIANA TECH	L, 0-4
Mar. 10	LOUISIANA TECH	L, 1-9
Mar. 16	! at Florida State	L, 0-5
Mar. 16	! vs. George Mason	L, 8-13
Mar. 17	! vs. Florida A&M	W, 5-2
Mar. 19	WESTERN ILLINOIS	L, 7-8 (8)
Mar. 19	WESTERN ILLINOIS	L, 0-1 (10)
Mar. 22	MICHIGAN STATE	L, 3-11
Mar. 22	MICHIGAN STATE	L, 1-6
Mar. 23	LUTHER COLLEGE	W, 3-2
Mar. 23	LUTHER COLLEGE	L, 4-6
April 3	at Southern Miss	W, 7-6
April 3	at Southern Miss	W, 3-2
April 7	Louisiana	L, 0-1
April 7	Louisiana	L, 2-3
April 10	at Louisiana-Monroe	L, 2-3
April 10	at Louisiana-Monroe	L, 0-1
April 13	# vs. William Woods	L, 0-1
April 13	# vs. Southeast Missouri	L, 0-2
April 14	# vs. Arkansas State	W, 8-4
April 14	# at Kentucky Wesleyan	W, 4-3
April 17	SOUTHERN MISS	W, 4-1
April 17	SOUTHERN MISS	W, 5-0
April 25	at Nicholls State	L, 3-7
April 25	at Nicholls State	L, 8-13

! - FSU Invitational (Tallahassee, Fla.)

# - Kentucky Wesleyan Invitational (Owensboro, Ky.)

1985

28-12 Overall

Home: 11-5 | Away: 8-3 | Neutral: 9-4

Head Coach: Vivian Langley

DATE	OPPONENT	RESULT
Mar. 9	KENTUCKY WESLEYAN	W, 8-5
Mar. 9	KENTUCKY WESLEYAN	W, 7-2
Mar. 15	! GEORGIA STATE	W, 17-1
Mar. 15	! WEST GEORGIA	W, 12-0
Mar. 16	! TENNESSEE TECH	W, 25-3
Mar. 16	! MISSISSIPPI UNIV. FOR WOMEN	L, 1-10
Mar. 19	SOUTHERN MISS	L, 3-5 (8)
Mar. 19	SOUTHERN MISS	L, 4-5 (9)
Mar. 20	SW MISSOURI STATE <sup>1</sup>	L, 0-1
Mar. 20	SW MISSOURI STATE <sup>1</sup>	W, 4-2
Mar. 22	# vs. Nicholls State	L, 2-3 (9)
Mar. 22	# vs. Florida A&M	W, 1-0
Mar. 23	# vs. Ohio State	L, 2-3
Mar. 23	# vs. Western Illinois	W, 5-3
Mar. 23	# vs. Maine	W, 7-0
Mar. 26	ARKANSAS STATE	W, 12-0
Mar. 26	ARKANSAS STATE	W, 11-2
Mar. 29	\$ vs. Southern Miss	W, 4-0
Mar. 29	\$ vs. Grambling	W, 11-2
Mar. 30	\$ vs. West Georgia	W, 14-2
Mar. 30	\$ at Mississippi Univ. For Women	W, 5-0
April 2	NICHOLLS STATE	W, 3-2
April 2	NICHOLLS STATE	L, 3-5
April 4	at Southern Miss	W, 6-1
April 4	at Southern Miss	W, 9-1
April 9	MISSISSIPPI UNIV. FOR WOMEN	W, 7-1
April 9	MISSISSIPPI UNIV. FOR WOMEN	W, 7-2
April 12	% vs. Mississippi Univ. For Women	W, 3-2
April 12	% at Kentucky Wesleyan	W, 4-2
April 13	% vs. Illinois Central Junior College (Exh.)	W, 5-3
April 13	% vs. Akron	L, 0-2
April 19	at Louisiana Tech	L, 0-3
April 19	at Louisiana Tech	L, 2-5
April 20	at Grambling	W, 6-5
April 20	at Grambling	W, 11-1
April 23	at Mississippi Univ. For Women	L, 1-5
April 23	at Mississippi Univ. For Women	W, 5-1
April 26	& at Tennessee Tech	W, 11-2
April 26	& vs. Cleveland State Junior College (Exh.)	W, 5-2
April 27	& vs. Lincoln College	W, 7-4
April 28	+ vs. No. 10 South Carolina	L, 3-7 (9)
April 28	+ vs. No. 10 South Carolina	W, 5-4 (9)

! - MSU Invitational (Starkville, Miss.)

# - FSU Invitational (Tallahassee, Fla.)

\$ - Mississippi Univ. For Women Tournament (Columbus, Miss.)

% - Kentucky Wesleyan Invitational (Owensboro, Ky.)

&amp; - Tennessee Tech Tournament (Cookeville, Tenn.)

+ - Played in Cookeville, Tenn.

<sup>1</sup> - Now known as Missouri State University

\*Rankings are listed NFCA first and USA Softball/ESPN second.  
 NFCA data dates back to 1997. USA Softball data dates back to  
 2003. Prior to 1997, the highest available ranking is used.

## ANNUAL RESULTS

1986

27-11 Overall

Home: 13-5 | Away: 8-2 | Neutral: 6-4

Head Coach: Vivian Langley

DATE	OPPONENT	RESULT
Feb. 28	! vs. Texas A&M	L, 0-6
Feb. 28	! vs. Louisiana	L, 1-2
Mar. 1	! vs. Texas State	W, 5-3
Mar. 1	! vs. Toledo	L, 0-2
Mar. 7	SW MISSOURI STATE <sup>1</sup>	L, 0-2
Mar. 7	SW MISSOURI STATE <sup>1</sup>	L, 3-10
Mar. 8	KENTUCKY WESLEYAN	W, 3-0
Mar. 8	KENTUCKY WESLEYAN	W, 11-2
Mar. 18	BRADLEY	W, 2-1
Mar. 18	BRADLEY	L, 0-6
Mar. 20	# vs. Eastern Michigan	W, 1-0
Mar. 20	# vs. West Florida	W, 4-0
Mar. 21	# at Florida State	L, 1-3
Mar. 21	# vs. Ohio State	W, 3-2
Mar. 25	at Southern Miss	W, 5-4
Mar. 25	at Southern Miss	W, 3-1
Mar. 28	\$ GEORGIA STATE	W, 2-0
Mar. 28	\$ SOUTHERN MISS	W, 4-2
Mar. 29	\$ ST. MARY (NE)	W, 11-1
Mar. 29	\$ ARKANSAS STATE	W, 15-0
April 1	at Delta State	W, 11-1
April 1	at Delta State	W, 9-2
April 4	MISSISSIPPI UNIV. FOR WOMEN	W, 6-5
April 4	MISSISSIPPI UNIV. FOR WOMEN	W, 10-0
April 7	at Louisiana	W, 3-0
April 7	at Louisiana	W, 5-1
April 10	at Arkansas State	W, 12-4
April 10	at Arkansas State	W, 9-0
April 12	LOUISIANA TECH	L, 1-2
April 12	LOUISIANA TECH	L, 0-1
April 18	% vs. Central Oklahoma State	W, 3-2
April 18	% at Texas-Arlington	L, 2-3
April 19	% vs. North Texas	W, 6-3
April 19	% vs. Oklahoma City	L, 2-3
April 22	DELTA STATE	W, 11-1
April 22	DELTA STATE	W, 6-2
April 23	SOUTHERN MISS	W, 3-2
April 23	SOUTHERN MISS	W, 5-1

! - Budweiser Bayou Classic (Thibodaux, La.)

# - FSU Invitational (Tallahassee, Fla.)

\$ - MSU Invitational (Starkville, Miss.)

% - Texas-Arlington Tournament (Arlington, Texas)

<sup>1</sup> - Now known as Missouri State University

\*MSU softball program was discontinued after the 1986 season. The program returned to Division I status starting in the 1997 season.

1997

29-27 Overall • 11-17 SEC

Home: 13-12 | Away: 6-8 | Neutral: 10-7

Head Coach: Kathy Arendsen

DATE	OPPONENT	RESULT
Feb. 21	! vs. Nicholls State	L, 0-6
Feb. 21	! vs. UT Martin	W, 4-1
Feb. 22	! vs. Alcorn State	W, 19-0 (5)
Feb. 22	! vs. Tulsa	L, 0-1
Feb. 23	! at Louisiana-Monroe	L, 1-5
Feb. 23	! vs. Tulsa	W, 7-2
Feb. 23	! vs. Northern Illinois	L, 1-2
Feb. 26	SAMFORD	W, 4-0
Feb. 26	SAMFORD	W, 4-0
Mar. 1	# vs. Alabama State	W, 30-0 (5)
Mar. 1	# vs. Tennessee State	W, 9-0 (5)
Mar. 1	# at Troy State	W, 3-2
Mar. 2	# vs. Tennessee State	W, 12-1 (6)
Mar. 2	# vs. Alabama State	W, 18-0 (5)
Mar. 2	# at Troy State	W, 1-0
Mar. 6	* OLE MISS	L, 2-3
Mar. 6	* OLE MISS	W, 2-1 (8)
Mar. 14	\$ vs. New Mexico	W, 4-0
Mar. 14	\$ vs. St. Mary's (CA)	L, 1-2
Mar. 14	\$ vs. Colorado State	L, 6-11
Mar. 15	\$ vs. No. 15 Missouri	L, 3-4 (8)
Mar. 15	\$ vs. New Mexico	W, 7-2
Mar. 15	\$ vs. Notre Dame	L, 3-8
Mar. 20	at Samford	W, 6-1
Mar. 20	at Samford	W, 7-1
Mar. 22	* No. 4 SOUTH CAROLINA	L, 0-4 (8)
Mar. 22	* No. 4 SOUTH CAROLINA	L, 3-5
Mar. 25	MCNEESE STATE	W, 3-2
Mar. 26	* GEORGIA	W, 5-2
Mar. 26	* GEORGIA	W, 8-7 (10)
Mar. 28	* ARKANSAS	W, 3-2
Mar. 28	* ARKANSAS	L, 0-4
Mar. 29	* ARKANSAS	L, 4-10
Mar. 29	* ARKANSAS	L, 1-2
April 4	* at LSU	L, 0-2
April 4	* at LSU	L, 1-9 (6)
April 11	* at Kentucky	W, 6-1 (8)
April 11	* at Kentucky	W, 12-7 (11)
April 13	* at Tennessee	W, 5-4 (8)
April 13	* at Tennessee	L, 0-11 (5)
April 18	* at Alabama	L, 2-5 (8)
April 18	* at Alabama	L, 0-8
April 19	* ALABAMA	L, 2-5
April 19	* ALABAMA	W, 2-1
April 23	No. 20 LOUISIANA-MONROE	L, 0-6
April 23	No. 20 LOUISIANA-MONROE	W, 1-0
April 25	No. 21 LOUISIANA TECH	L, 2-5
April 25	No. 21 LOUISIANA TECH	W, 3-2 (10)
April 26	* FLORIDA	L, 1-3
April 26	* FLORIDA	W, 6-5
April 30	* at Ole Miss	L, 0-1 (9)
April 30	* at Ole Miss	L, 1-4
May 3	* AUBURN	W, 6-3
May 3	* AUBURN	W, 4-0
May 4	* AUBURN	L, 4-5
May 4	* AUBURN	L, 1-4

! - NLU Mardi Gras Classic (Monroe, La.)

# - Troy State Invitational (Troy, Ala.)

\$ - NIST Tournament (San Jose, Calif.)

\* - Southeastern Conference Game

1998

36-21 Overall • 15-11 SEC

Home: 14-8 | Away: 12-6 | Neutral: 10-7

Head Coach: Kathy Arendsen

DATE	OPPONENT	RESULT
Feb. 14	NORTHWESTERN STATE	L, 1-3
Feb. 14	NORTHWESTERN STATE	W, 3-1
Feb. 15	NORTHWESTERN STATE	W, 5-0
Feb. 20	! JACKSONVILLE STATE	W, 3-0
Feb. 21	! No. 13 MISSOURI	L, 4-7 (10)
Feb. 21	! CHATTANOOGA	W, 8-0 (6)
Feb. 26	# vs. Cal Poly-San Luis Obispo <sup>1</sup>	L, 2-5 (8)
Feb. 28	# vs. Evansville	W, 7-2
Feb. 28	# at UC Santa Barbara	L, 9-13 (9)
Mar. 5	\$ vs. No. 16 Iowa	L, 2-4
Mar. 5	\$ vs. Florida A&M	L, 3-8
Mar. 6	\$ vs. Western Michigan	W, 5-1
Mar. 6	\$ at No. 7 South Florida	L, 0-1
Mar. 7	\$ vs. Chattanooga	W, 6-0
Mar. 7	\$ vs. Hofstra	W, 8-3
Mar. 7	\$ vs. No. 2 Michigan	L, 1-2 (8)
Mar. 11	* at Florida	W, 3-1
Mar. 11	* at Florida	L, 0-1
Mar. 14	SIENA	W, 2-0
Mar. 14	SIENA	W, 6-0
Mar. 22	* at Georgia	W, 7-4 (9)
Mar. 22	* at Georgia	L, 2-4
Mar. 24	GEORGIA SOUTHERN	W, 7-1
Mar. 24	GEORGIA SOUTHERN	W, 9-1 (5)
Mar. 27	* at Arkansas	W, 6-0
Mar. 27	* at Arkansas	L, 1-2 (8)
Mar. 28	* at Arkansas	W, 3-2 (9)
Mar. 28	* at Arkansas	W, 6-2
April 1	* at Ole Miss	W, 7-0
April 1	* at Ole Miss	W, 5-3
April 3	* No. 14 LSU	W, 3-2
April 3	* No. 14 LSU	L, 1-2
April 4	* No. 14 LSU	L, 3-7
April 4	* No. 14 LSU	L, 3-4
April 8	DELTA STATE	W, 1-0
April 10	* KENTUCKY	L, 0-1
April 10	* KENTUCKY	L, 0-1
April 11	* TENNESSEE	W, 3-0
April 11	* TENNESSEE	L, 2-3
April 14	at Louisiana-Monroe	W, 11-0 (6)
April 14	at Louisiana-Monroe	W, 7-5
April 19	* ALABAMA	W, 5-4
April 19	* ALABAMA	L, 1-4
April 21	SAMFORD	W, 3-2 (10)
April 21	SAMFORD	W, 5-0
April 25	* OLE MISS	W, 11-0 (5)
April 25	* OLE MISS	W, 4-3
May 1	* at Auburn	L, 0-2
May 1	* at Auburn	W, 1-0
May 2	* at Auburn	W, 6-2
May 2	* at Auburn	W, 3-2 (10)
May 8	at vs. South Carolina	L, 0-2
May 8	at vs. Georgia	W, 3-2
May 9	at vs. South Carolina	W, 3-0
May 9	at vs. No. 23 Florida	W, 1-0
May 10	at vs. No. 23 Florida	W, 1-0
May 10	at vs. Alabama	L, 4-5 (9)

! - MSU Classic (Starkville, Miss.)

# - UCSB-Dudley Invitational (Santa Barbara, Calif.)

\$ - Speedline Classic (Tampa, Fla.)

at - SEC Tournament (Columbus, Ga.)

\* - Southeastern Conference Game

<sup>1</sup> - Now known as Cal Poly

\*Rankings are listed NFCA first and USA Softball/ESPN second.  
 NFCA data dates back to 1997. USA Softball data dates back to  
 2003. Prior to 1997, the highest available ranking is used.

## ANNUAL RESULTS

1999

38-29 Overall • 15-15 SEC

Home: 21-6 | Away: 6-14 | Neutral: 11-9

Head Coach: Kathy Arendsen

DATE	OPPONENT	RESULT
Feb. 6	at Northwestern State	L, 0-1
Feb. 6	at Northwestern State	W, 3-1
Feb. 7	at Centenary (LA)	W, 4-1
Feb. 12	! vs. California	L, 4-6
Feb. 12	! vs. No. 3 UCLA	L, 0-5
Feb. 12	! vs. New Mexico State	W, 4-2
Feb. 13	! vs. UNLV	W, 9-1 (5)
Feb. 13	! vs. Utah State	W, 7-2
Feb. 19	# NORTHWESTERN STATE	W, 6-1
Feb. 19	# EVANSVILLE	L, 2-3 (8)
Feb. 20	# CHATTANOOGA	W, 3-1
Feb. 21	# EVANSVILLE	W, 1-0 (8)
Feb. 27	# JACKSONVILLE STATE	L, 3-6
Feb. 27	# JACKSONVILLE STATE	W, 4-0
Mar. 4	\$ vs. Georgia	W, 5-1
Mar. 4	\$ vs. Florida State	W, 2-1
Mar. 5	\$ vs. No. 14 Michigan	L, 3-9
Mar. 5	\$ vs. Hofstra	W, 4-1
Mar. 6	\$ vs. Florida Atlantic	W, 10-2
Mar. 6	\$ vs. New Mexico State	W, 7-0
Mar. 7	\$ vs. Michigan State	W, 4-2
Mar. 7	\$ vs. No. 14 Michigan	L, 3-4
Mar. 12	% vs. Jacksonville State	L, 6-7 (8)
Mar. 12	% vs. Kentucky	L, 1-3
Mar. 12	% vs. Southern Miss	L, 0-4
Mar. 19	* at Ole Miss	L, 4-5 (11)
Mar. 19	* at Ole Miss	L, 1-4
Mar. 20	* at Ole Miss	W, 8-0 (5)
Mar. 20	* at Ole Miss	L, 0-8 (6)
Mar. 26	* No. 10 SOUTH CAROLINA	L, 0-1
Mar. 26	* No. 10 SOUTH CAROLINA	W, 5-2
Mar. 27	* GEORGIA	W, 5-1
Mar. 27	* GEORGIA	W, 2-1 (9)
April 2	* ARKANSAS	W, 5-2
April 2	* ARKANSAS	W, 4-0
April 3	* ARKANSAS	W, 7-2
April 3	* ARKANSAS	W, 4-2
April 6	DELTA STATE	W, 7-1
April 9	* at No. 10 LSU	L, 0-1
April 9	* at No. 10 LSU	L, 1-5
April 10	* at No. 10 LSU	L, 2-5
April 10	* at No. 10 LSU	L, 4-5
April 15	LOUISIANA-MONROE	W, 9-1 (5)
April 15	LOUISIANA-MONROE	W, 3-2 (9)
April 17	* at Kentucky	L, 4-5
April 17	* at Kentucky	W, 12-0
April 18	* at Tennessee	L, 1-9 (6)
April 18	* at Tennessee	L, 7-11
April 21	* at Georgia Tech	W, 5-0
April 23	* at Alabama	W, 8-7 (8)
April 23	* at Alabama	L, 4-5
April 24	* at Alabama	L, 5-6
April 24	* at Alabama	L, 4-7
April 29	SAMFORD	W, 4-0
April 29	SAMFORD	W, 4-1
April 30	* FLORIDA	L, 4-7 (9)
April 30	* FLORIDA	W, 6-2
May 2	No. 6 Louisiana	L, 1-7
May 2	No. 6 Louisiana	L, 2-4
May 7	* AUBURN	W, 4-3
May 7	* AUBURN	W, 8-0 (5)
May 8	* AUBURN	W, 4-3
May 13	at vs. Alabama	W, 6-3
May 14	at vs. No. 24 Tennessee	L, 2-4
May 15	at vs. No. 14 South Carolina	W, 2-1
May 16	at vs. No. 7 LSU	L, 0-2 (9)

! - Fiesta Bowl Tournament (Phoenix, Ariz.)

# - MSU Bulldog Classic (Starkville, Miss.)

\$ - Speedline Invitational (Tampa, Fla.)

% - Frost Cutlery Tournament (Chattanooga, Tenn.)

at - SEC Tournament (Columbus, Ga.)

\* - Southeastern Conference Game

2000

44-27 Overall • 17-13 SEC

Home: 19-11 | Away: 11-7 | Neutral: 14-9

Head Coach: Kathy Arendsen

## NCAA REGIONAL

DATE	OPPONENT	MSU RANK	RESULT
Feb. 11	! vs. Texas A&M	--	W, 3-2
Feb. 11	! vs. No. 3 Fresno State	--	L, 2-4
Feb. 12	! vs. Cal State Fullerton	--	L, 1-5
Feb. 12	! vs. Utah	--	L, 6-8 (9)
Feb. 13	! vs. Utah State	--	W, 5-4
Feb. 18	# NORTHWESTERN STATE	--	W, 3-2
Feb. 18	# WINTHROP	--	W, 9-3
Feb. 19	# CHATTANOOGA	--	W, 7-5
Feb. 19	# BELMONT	--	W, 8-0 (6)
Feb. 20	# AUSTIN PEAY	--	W, 10-1 (5)
Feb. 26	TENNESSEE TECH	--	W, 7-4
Feb. 26	TENNESSEE TECH	--	W, 5-0
Mar. 3	\$ vs. No. 5 Oklahoma	--	L, 4-12 (6)
Mar. 3	\$ vs. No. 9 Stanford	--	W, 2-1 (9)
Mar. 4	\$ vs. UMass	--	W, 7-0
Mar. 4	\$ vs. Florida State	--	W, 4-0
Mar. 5	\$ vs. No. 9 Stanford	--	L, 1-5
Mar. 9	% vs. North Carolina	24	W, 6-0
Mar. 9	% vs. Penn State	24	W, 2-0
Mar. 10	% vs. Georgia Southern	24	W, 4-3
Mar. 10	% at South Florida	24	L, 2-4
Mar. 11	% vs. UMass	24	W, 4-1
Mar. 11	% vs. Boston University	24	W, 4-2
Mar. 11	% vs. No. 19 Illinois-Chicago	24	W, 4-2
Mar. 12	% vs. No. 18 South Carolina	24	L, 1-2 (8)
Mar. 15	JACKSONVILLE STATE	21	W, 6-0
Mar. 15	JACKSONVILLE STATE	21	W, 5-1
Mar. 17	* OLE MISS	21	W, 4-3
Mar. 17	* OLE MISS	21	W, 7-4
Mar. 18	* OLE MISS	21	W, 3-1
Mar. 18	* OLE MISS	21	L, 0-6
Mar. 22	UAB	21	W, 4-1
Mar. 24	* at No. 17 South Carolina	21	L, 1-2 (9)
Mar. 24	* at No. 17 South Carolina	21	W, 6-2
Mar. 25	* at Georgia	21	W, 8-6
Mar. 25	* at Georgia	21	W, 3-2
Mar. 31	* at Arkansas	19	L, 1-2
Mar. 31	* at Arkansas	19	W, 1-0
April 1	* at Arkansas	19	W, 4-3 (8)
April 1	* at Arkansas	19	W, 4-0
April 5	No. 10 SOUTHERN MISS	19	L, 0-2
April 5	No. 10 SOUTHERN MISS	19	W, 2-1
April 7	* No. 8 LSU	19	L, 0-8 (5)
April 7	* No. 8 LSU	19	L, 4-8 (10)
April 8	* No. 8 LSU	19	L, 4-9
April 8	* No. 8 LSU	19	L, 1-7
April 11	at Louisiana-Monroe	19	L, 1-2
April 11	at Louisiana-Monroe	19	W, 3-2
April 14	* TENNESSEE	20	W, 6-1
April 14	* TENNESSEE	20	W, 3-1
April 15	* KENTUCKY	20	W, 6-2
April 15	* KENTUCKY	20	W, 7-3
April 19	GEORGIA TECH	20	W, 3-2
April 21	* No. 10 ALABAMA	20	L, 2-5
April 21	* No. 10 ALABAMA	20	L, 6-7 (9)
April 22	* No. 10 ALABAMA	20	L, 0-9 (6)
April 22	* No. 10 ALABAMA	20	L, 2-4
April 25	SAMFORD	20	L, 0-2
April 28	* at Florida	21	L, 3-11 (5)
April 28	* at Florida	21	W, 3-1
April 30	* at Auburn	21	W, 3-2
April 30	* at Auburn	21	W, 9-4
May 1	* at Auburn	21	L, 2-5
May 1	* at Auburn	21	W, 10-2 (6)
May 11	at vs. Arkansas	22	L, 1-2
May 12	at vs. Auburn	22	W, 9-3
May 13	at vs. No. 11 Alabama	22	L, 3-4
May 18	^ vs. Chattanooga	22	W, 6-1
May 19	^ vs. Utah	22	W, 11-3 (6)
May 20	^ vs. No. 1 Washington	22	L, 1-4
May 20	^ vs. Utah	22	L, 1-4

! - Fiesta Bowl Tournament (Phoenix, Ariz.)

# - MSU Bulldog Classic (Starkville, Miss.)

\$ - NFCA Leadoff Classic (Columbus, Ga.)

% - Speedline Invitational (Tampa, Fla.)

at - SEC Tournament (Columbus, Ga.)

^ - NCAA Regional I (Seattle, Wash.)

\* - Southeastern Conference Game

2001

36-26 Overall • 19-11 SEC

Home: 19-7 | Away: 12-9 | Neutral: 5-10

Head Coach: Kathy Arendsen

DATE	OPPONENT	MSU RANK	RESULT
Feb. 6	BELMONT	23	W, 9-0 (5)
Feb. 6	BELMONT	23	W, 6-1
Feb. 9	! vs. No. 16 Oregon State	23	L, 0-3
Feb. 9	! at Texas A&M-CC	23	W, 8-0 (5)
Feb. 10	! vs. Texas State	23	W, 4-2
Feb. 10	! vs. No. 16 Oregon State	23	L, 0-1 (8)
Feb. 11	! vs. Texas State	23	L, 0-5
Feb. 17	# SOUTHERN ILLINOIS	23	L, 2-3
Feb. 17	# WINTHROP	23	W, 14-2 (5)
Feb. 18	# TENNESSEE TECH	23	W, 1-0 (8)
Feb. 18	DREXEL	23	W, 4-1
Feb. 20	LOUISIANA-MONROE	23	W, 2-1 (9)
Feb. 20	LOUISIANA-MONROE	23	W, 8-5
Feb. 23	\$ at UNLV	--	L, 2-3
Feb. 23	\$ at UNLV	--	L, 0-2
Feb. 24	\$ vs. Penn State	--	L, 3-8
Feb. 24	\$ vs. Penn State	--	L, 5-6
Mar. 1	No. 18 MICHIGAN	--	L, 1-3
Mar. 8	% vs. Georgia Southern	--	W, 3-2 (9)
Mar. 8	% vs. Utah	--	L, 2-3
Mar. 9	% vs. Michigan State	--	W, 6-2
Mar. 9	% vs. Texas Tech	--	L, 0-1
Mar. 10	% vs. Temple	--	W, 3-0
Mar. 10	% vs. Florida Atlantic	--	L, 2-3
Mar. 14	* at Florida	--	L, 0-6
Mar. 14	* at Florida	--	L, 4-5
Mar. 15	* at Florida	--	W, 5-1
Mar. 17	* at No. 17 South Carolina	--	L, 1-7
Mar. 17	* at No. 17 South Carolina	--	W, 1-0
Mar. 18	* at No. 17 South Carolina	--	L, 0-2
Mar. 23	* GEORGIA	--	W, 4-2
Mar. 24	* GEORGIA	--	W, 6-5 (10)
Mar. 24	* GEORGIA	--	W, 8-7
Mar. 27	* at Ole Miss	--	W, 2-1
Mar. 27	* at Ole Miss	--	W, 7-5 (11)
Mar. 28	* at Ole Miss	--	W, 12-0 (5)
Mar. 31	* at Tennessee	--	W, 13-4
Mar. 31	* at Tennessee	--	W, 3-1
April 1	* at Tennessee	--	W, 7-1
April 5	SOUTHERN MISS	--	L, 1-2
April 5	SOUTHERN MISS	--	W, 9-6
April 7	* KENTUCKY	--	L, 1-8
April 7	* KENTUCKY	--	W, 3-2
April 8	* KENTUCKY	--	W, 7-3
April 11	* No. 5 LSU	--	L, 0-8
April 11	* No. 5 LSU	--	L, 0-5
April 12	* No. 5 LSU	--	L, 1-2
April 14	* AUBURN	--	W, 5-4
April 14	* AUBURN	--	W, 7-2
April 15	* AUBURN	--	W, 4-3
April 19	at Georgia Tech	--	W, 3-2
April 19	at Georgia Tech	--	W, 4-1 (10)
April 21	* at No. 7 Alabama	--	L, 0-7
April 21	* at No. 7 Alabama	--	L, 2-3
April 22	* at No. 7 Alabama	--	L, 0-8 (6)
April 25	at Jacksonville State	--	W, 3-2
April 28	* ARKANSAS	--	W, 2-1 (8)
April 28	* ARKANSAS	--	W, 1-0
April 29	* ARKANSAS	--	W, 3-0
May 10	at vs. Florida	--	W, 1-0
May 11	at vs. No. 3 LSU	--	L, 1-2
May 12	at vs. Arkansas	--	L, 2-7

! - TAMU-CC Islander Classic (Corpus Christi, Texas)

# - MSU Bulldog Classic (Starkville, Miss.)

\$ - UNLV Tri-Tournament (Las Vegas, Nev.)

% - Speedline Invitational (Tampa, Fla.)

at - SEC Tournament (Chattanooga, Tenn.)

\* - Southeastern Conference Game

\*Rankings are listed NFCA first and USA Softball/ESPN second.

NFCA data dates back to 1997. USA Softball data dates back to

2003. Prior to 1997, the highest available ranking is used.



# ANNUAL RESULTS

2002

36-31 Overall • 13-16 SEC

Home: 17-8 | Away: 7-12 | Neutral: 12-11

Head Coach: Kathy Arendsen

## NCAA REGIONAL

DATE	OPPONENT	MSU RANK	RESULT
Feb. 8	! vs. No. 17 Texas State	--	W, 8-1
Feb. 8	! vs. Texas Tech	--	W, 12-4 (5)
Feb. 9	! vs. No. 1 Arizona	--	W, 7-1
Feb. 9	! vs. New Mexico State	--	W, 7-6 (8)
Feb. 13	BELMONT	24	W, 11-0 (5)
Feb. 13	BELMONT	24	W, 2-0
Feb. 15	# SOUTHERN ILLINOIS	24	L, 0-2
Feb. 15	# COLORADO STATE	24	W, 10-2 (6)
Feb. 16	# SOUTHERN ILLINOIS	24	W, 5-3
Feb. 16	# SOUTHERN MISS	24	L, 2-7
Feb. 22	\$ vs. No. 9 Arizona State	22	W, 2-1
Feb. 22	\$ vs. No. 8 Michigan	22	W, 3-2
Feb. 23	\$ vs. UConn	22	L, 3-6
Feb. 23	\$ vs. No. 14 Alabama	22	L, 0-4
Feb. 24	\$ vs. No. 13 Fresno State	22	L, 1-3
Feb. 27	OAKLAND	23	W, 5-0
Feb. 27	OAKLAND	23	W, 10-1 (5)
Mar. 1	% vs. Texas	23	L, 0-1 (14)
Mar. 3	% vs. Kansas	23	L, 3-4
Mar. 3	% at No. 22 Florida State	23	W, 2-0
Mar. 7	& vs. No. 11 Florida Atlantic	--	L, 0-6
Mar. 7	& vs. Central Michigan	--	L, 0-2
Mar. 8	& vs. North Carolina	--	W, 8-3
Mar. 8	& vs. Nicholls State	--	W, 8-0 (5)
Mar. 9	& vs. Temple	--	W, 6-0
Mar. 9	& vs. Florida International	--	W, 3-2 (8)
Mar. 9	& vs. No. 3 Stanford	--	L, 0-7
Mar. 16	* No. 24 SOUTH CAROLINA	--	L, 2-4
Mar. 16	* No. 24 SOUTH CAROLINA	--	L, 2-5
Mar. 17	* No. 24 SOUTH CAROLINA	--	W, 11-10 (9)
Mar. 19	* at No. 5 LSU	--	L, 3-9
Mar. 19	* at No. 5 LSU	--	W, 8-7 (11)
Mar. 20	* at No. 5 LSU	--	L, 0-4
Mar. 23	* at No. 21 Georgia	--	L, 1-3
Mar. 23	* at No. 21 Georgia	--	W, 2-1
Mar. 24	* at No. 21 Georgia	--	W, 4-3
Mar. 29	* TENNESSEE	--	L, 0-2
Mar. 29	* TENNESSEE	--	W, 8-1
April 3	* at Southern Miss	--	W, 6-2
April 3	* at Southern Miss	--	L, 0-3
April 6	* at Kentucky	--	L, 4-6
April 6	* at Kentucky	--	L, 3-10
April 7	* at Kentucky	--	W, 3-2
April 10	* OLE MISS	--	W, 1-0
April 10	* OLE MISS	--	W, 8-1
April 11	* OLE MISS	--	W, 1-0
April 13	* at Auburn	--	W, 2-1
April 13	* at Auburn	--	L, 4-6
April 14	* at Auburn	--	L, 1-3
April 18	GEORGIA TECH	--	W, 7-4
April 18	GEORGIA TECH	--	W, 3-0
April 20	* No. 15 ALABAMA	--	L, 4-10
April 20	* No. 15 ALABAMA	--	L, 4-8
April 21	* No. 15 ALABAMA	--	L, 2-8
April 24	JACKSONVILLE STATE	--	W, 10-1 (5)
April 27	* at Arkansas	--	L, 0-1
April 27	* at Arkansas	--	L, 6-7
April 28	* at Arkansas	--	L, 0-7
May 4	* FLORIDA	--	W, 4-1
May 4	* FLORIDA	--	W, 6-2
May 5	* FLORIDA	--	W, 8-2
May 9	Ⓜ vs. South Carolina	--	L, 5-11
May 10	Ⓜ vs. Arkansas	--	W, 5-1
May 11	Ⓜ vs. No. 25 Georgia	--	L, 1-7
May 16	^ vs. No. 4 Arizona State	--	L, 1-4
May 16	^ vs. Northwestern State	--	W, 9-6
May 18	^ at No. 19 Louisiana	--	L, 3-10

! - Arizona State Fiesta Bowl Tournament (Phoenix, Ariz.)

# - Bulldog Classic (Starkville, Miss.)

\$ - NFCA Leadoff Classic (Columbus, Ga.)

% - Florida State Sunshine Classic (Tallahassee, Fla.)

& - Speedline Invitational (Plant City, Fla.)

Ⓜ - SEC Tournament (Chattanooga, Tenn.)

^ - NCAA Regional 3 (Lafayette, La.)

\* - Southeastern Conference Game

2003

34-30 Overall • 13-16 SEC

Home: 11-8 | Away: 10-14 | Neutral: 13-8

Head Coach: Jay Miller

## NCAA REGIONAL

DATE	OPPONENT	MSU RANK	RESULT
Feb. 4	SOUTHERN MISS	--	W, 3-1
Feb. 7	! vs. Wisconsin	--	W, 9-2
Feb. 7	! vs. No. 4 Nebraska	--	L, 5-7
Feb. 8	! vs. No. 10 Cal State Fullerton	--	L, 0-3
Feb. 8	! vs. No. 13 Arizona State	--	L, 4-5
Feb. 9	! vs. No. 24 Texas A&M	--	W, 5-2
Feb. 9	! vs. No. 2 Arizona	--	L, 2-9
Feb. 12	at UAB	--	W, 2-0
Feb. 14	MISSISSIPPI VALLEY STATE	--	W, 14-0 (5)
Feb. 16	# vs. Jacksonville State	--	L, 1-9 (6)
Feb. 16	# vs. Samford	--	W, 15-4 (5)
Feb. 21	% vs. Nevada	--	W, 7-0
Feb. 21	\$ vs. Miami (Ohio)	--	W, 5-2
Feb. 22	\$ vs. Illinois-Chicago	--	W, 4-1
Feb. 22	\$ vs. Purdue-Fort Wayne	--	W, 5-1
Feb. 23	\$ vs. Colorado State	--	W, 5-3
Feb. 28	% at No. 15/15 Florida State	--	W, 3-1
Feb. 28	% vs. Syracuse	--	W, 4-1
Mar. 2	% vs. Pittsburgh	--	W, 5-4 (8)
Mar. 2	% vs. Syracuse	--	W, 3-2
Mar. 8	* at No. 15/13 South Carolina	--	W, 6-2
Mar. 8	* at No. 15/13 South Carolina	--	L, 3-11 (6)
Mar. 9	* at No. 15/13 South Carolina	--	L, 2-5
Mar. 11	& vs. Monmouth	--	W, 9-1 (6)
Mar. 11	at Coastal Carolina	--	W, 4-3
Mar. 12	at Coastal Carolina	--	W, 10-2
Mar. 12	at Coastal Carolina	--	L, 6-7
Mar. 15	* No. 10/11 GEORGIA	--	L, 2-8
Mar. 15	* No. 10/11 GEORGIA	--	W, 2-0
Mar. 16	* No. 10/11 GEORGIA	--	L, 0-9 (5)
Mar. 19	BIRMINGHAM SOUTHERN	--	W, 8-0 (5)
Mar. 19	BIRMINGHAM SOUTHERN	--	W, 4-0
Mar. 22	* at Tennessee	--	L, 0-8 (5)
Mar. 22	* at Tennessee	--	W, 11-7
Mar. 23	* at Tennessee	--	L, 2-16 (5)
Mar. 26	* No. 11/12 LSU	--	L, 3-4
Mar. 26	* No. 11/12 LSU	--	L, 13-15 (8)
Mar. 27	* No. 11/12 LSU	--	W, 6-2
Mar. 29	* KENTUCKY	--	W, 7-6
Mar. 29	* KENTUCKY	--	W, 7-0
Mar. 30	* KENTUCKY	--	W, 6-3
April 3	+ vs. Southern Miss	--	L, 5-8
April 5	* AUBURN	--	L, 3-7
April 5	* AUBURN	--	W, 7-1
April 9	* at Ole Miss	--	W, 14-0 (5)
April 10	* at Ole Miss	--	L, 5-6
April 10	* at Ole Miss	--	L, 8-10 (8)
April 12	* at No. 17/17 Alabama	--	L, 3-7
April 12	* at No. 17/17 Alabama	--	L, 5-8
April 13	* at No. 17/17 Alabama	--	W, 7-3
April 14	at Georgia Tech	--	L, 1-9 (5)
April 14	at Georgia Tech	--	L, 3-5
April 18	* ARKANSAS	--	L, 1-5
April 18	* ARKANSAS	--	W, 3-2
April 19	* ARKANSAS	--	L, 1-4
April 22	UAB	--	L, 0-3
April 26	* at No. 25/23 Florida	--	W, 11-8
April 26	* at No. 25/23 Florida	--	W, 7-3
April 27	* at No. 25/23 Florida	--	L, 1-6
May 8	Ⓜ vs. No. 7/9 Georgia	--	L, 0-3
May 9	Ⓜ vs. No. 20/19 South Carolina	--	L, 1-2
May 15	^ vs. Florida International	--	W, 4-2
May 16	^ vs. No. 8/6 Washington	--	L, 0-8 (6)
May 16	^ at No. 11/12 Nebraska	--	L, 0-8 (6)

! - Fiesta Bowl Tournament (Phoenix, Ariz.)

# - Rebel/Easton Invitational (Oxford, Miss.)

\$ - Troy Cox Classic (Las Cruces, N.M.)

% - Seminole Challenge (Tallahassee, Fla.)

& - Played in Conway, S.C.

+ - Played in Madison, Miss.

Ⓜ - SEC Tournament (Plant City, Fla.)

^ - NCAA Regional 5 (Lincoln, Neb.)

\* - Southeastern Conference Game

2004

39-26 Overall • 14-15 SEC

Home: 23-6 | Away: 9-13 | Neutral: 7-7

Head Coach: Jay Miller

## NCAA REGIONAL

DATE	OPPONENT	MSU RANK	RESULT
Feb. 6	! BRADLEY	--	W, 11-6
Feb. 6	! LOUISIANA TECH	--	W, 6-1
Feb. 7	! JACKSON STATE	--	W, 25-2 (5)
Feb. 7	! BRADLEY	--	W, 7-1
Feb. 8	! LOUISIANA TECH	--	W, 1-0
Feb. 8	! JACKSON STATE	--	W, 18-3 (5)
Feb. 13	# vs. UC Santa Barbara	--	W, 6-3
Feb. 13	# at San Diego State	--	L, 3-5
Feb. 14	# vs. No. 21/24 Oklahoma State	--	L, 2-3
Feb. 14	# vs. UC Santa Barbara	--	L, 2-5
Feb. 15	# at San Diego State	--	L, 1-2 (8)
Feb. 20	\$ AUSTIN PEAY	--	W, 4-0
Feb. 20	\$ ALABAMA A&M	--	W, 13-0 (5)
Feb. 21	\$ MISSISSIPPI VALLEY STATE	--	W, 12-0 (5)
Feb. 21	\$ AUSTIN PEAY	--	W, 8-0 (5)
Feb. 22	\$ ALABAMA A&M	--	W, 13-0 (5)
Feb. 22	\$ MISSISSIPPI VALLEY STATE	--	W, 7-0
Feb. 27	% at Houston	--	L, 1-3
Feb. 27	% vs. Pittsburgh	--	L, 2-3
Feb. 28	% vs. BYU	--	W, 2-1
Feb. 28	% vs. Villanova	--	W, 3-1
Feb. 29	% vs. Virginia	--	W, 5-0
Mar. 3	* at No. 3/5 LSU	--	L, 2-6
Mar. 3	* at No. 3/5 LSU	--	L, 4-5
Mar. 4	* at No. 3/5 LSU	--	L, 1-2
Mar. 6	* No. 15/14 SOUTH CAROLINA	--	L, 1-2
Mar. 6	* No. 15/14 SOUTH CAROLINA	--	W, 8-0 (5)
Mar. 7	* No. 15/14 SOUTH CAROLINA	--	L, 4-7
Mar. 13	* at No. 7/6 Georgia	--	W, 5-1
Mar. 13	* at No. 7/6 Georgia	--	L, 0-9 (6)
Mar. 14	* at No. 7/6 Georgia	--	L, 4-6
Mar. 16	at Chattanooga	--	W, 9-0 (5)
Mar. 16	at Chattanooga	--	W, 2-1
Mar. 20	* No. 14/14 TENNESSEE	--	L, 1-10
Mar. 20	* No. 14/14 TENNESSEE	--	L, 3-6
Mar. 21	* No. 14/14 TENNESSEE	--	L, 3-5 (8)
Mar. 24	at Southern Miss	--	L, 0-6
Mar. 27	* at Kentucky	--	W, 8-2
Mar. 27	* at Kentucky	--	L, 3-4
Mar. 28	* at Kentucky	--	W, 6-2
April 2	* at No. 22/22 Auburn	--	L, 2-3
April 2	* at No. 22/22 Auburn	--	L, 3-7
April 3	* at No. 22/22 Auburn	--	W, 3-2
April 6	& vs. Southern Miss	--	W, 6-3
April 9	* No. 10/11 ALABAMA	--	L, 0-10 (6)
April 9	* No. 10/11 ALABAMA	--	W, 8-6
April 10	* No. 10/11 ALABAMA	--	W, 10-5
April 17	* at Arkansas	--	W, 2-0
April 17	* at Arkansas	--	W, 8-0 (6)
April 18	* at Arkansas	--	L, 2-4
April 20	* OLE MISS	--	W, 8-0 (5)
April 20	* OLE MISS	--	W, 2-1
April 21	* OLE MISS	--	W, 7-2
April 24	* No. 18/17 FLORIDA	--	W, 7-4
April 24	* No. 18/17 FLORIDA	--	W, 9-5
April 27	at UAB	--	W, 11-3 (6)
April 28	UAB	--	W, 7-0
May 8	No. 25/22 GEORGIA TECH	--	W, 10-2 (6)
May 8	No. 25/22 GEORGIA TECH	--	W, 1-0
May 13	Ⓜ vs. No. 11/10 Tennessee	--	W, 8-2
May 14	Ⓜ vs. No. 10/11 Georgia	--	L, 2-11 (5)
May 15	Ⓜ vs. No. 12/14 Auburn	--	L, 3-4
May 20	^ vs. Iowa	--	W, 2-1 (8)
May 21	^ vs. No. 2/2 California	--	L, 1-2
May 21	^ vs. Florida Atlantic	--	L, 0-1

! - Bulldog Round-Robin (Starkville, Miss.)

# - Aztec Invitational (San Diego, Calif.)

\$ - Bulldog Classic (Starkville, Miss.)

% - Hyatt Regency Cougar Classic (Houston, Texas)

& - Played in Ridgeland, Miss.

Ⓜ - SEC Tournament (Tuscaloosa, Ala.)

^ - NCAA Regional 5 (Lincoln, Neb.)

\* - Southeastern Conference Game

\*Rankings are listed NFCA first and USA Softball/ESPN second. NFCA data dates back to 1997. USA Softball data dates back to Feb. 25, 2003. Prior to 1997, the highest available ranking is used.

## ANNUAL RESULTS

2005

35-31 Overall • 12-18 SEC

Home: 19-10 | Away: 6-13 | Neutral: 10-8

Head Coach: Jay Miller

## NCAA REGIONAL

DATE	OPPONENT	MSU RANK	RESULT
Feb. 4	! NC STATE	--/--	L, 1-2
Feb. 4	! LOUISIANA TECH	--/--	W, 9-0 (5)
Feb. 5	! MISSISSIPPI VALLEY STATE	--/--	W, 15-0 (5)
Feb. 5	! NORTH CAROLINA STATE	--/--	W, 5-1
Feb. 6	! LOUISIANA TECH	--/--	W, 9-7
Feb. 6	! MISSISSIPPI VALLEY STATE	--/--	W, 8-0 (6)
Feb. 12	# vs. McNeese State	--/--	W, 5-0
Feb. 12	# at No. 5/5 Louisiana	--/--	L, 2-7
Feb. 18	\$ TULSA	--/--	W, 5-0
Feb. 18	\$ TENNESSEE TECH	--/--	L, 3-5
Feb. 19	\$ TROY	--/--	W, 3-0
Feb. 19	\$ TULSA	--/--	W, 4-2
Feb. 25	% vs. No. 2/2 California	--/--	L, 4-9
Feb. 25	% vs. Cal State Fullerton	--/--	W, 5-4 (8)
Feb. 26	% vs. No. NR/20 Pacific	--/--	L, 4-5
Feb. 26	% vs. Utah	--/--	W, 10-3
Feb. 27	% vs. No. 18/18 Oregon State	--/--	L, 5-6
Mar. 2	SOUTHERN MISS	--/--	W, 9-0 (6)
Mar. 4	& vs. Florida A&M	--/--	W, 4-2
Mar. 4	& vs. St. Francis (PA)	--/--	W, 7-0
Mar. 5	& vs. Virginia Tech	--/--	L, 3-4
Mar. 5	& vs. Troy	--/--	W, 12-6
Mar. 5	& vs. Georgia Southern	--/--	W, 7-4
Mar. 6	& vs. Ohio State	--/--	L, 0-11 (5)
Mar. 8	at UAB	--/--	W, 8-3
Mar. 12	* No. 13/15 GEORGIA	--/--	L, 0-8
Mar. 12	* No. 13/15 GEORGIA	--/--	L, 4-9
Mar. 13	* No. 13/15 GEORGIA	--/--	L, 1-7
Mar. 17	at Middle Tennessee	--/--	W, 8-0 (5)
Mar. 17	at Middle Tennessee	--/--	L, 5-6
Mar. 19	* at No. 4/6 Tennessee	--/--	L, 0-1
Mar. 19	* at No. 4/6 Tennessee	--/--	L, 4-8
Mar. 20	* at No. 4/6 Tennessee	--/--	L, 1-3
Mar. 25	* KENTUCKY	--/--	W, 3-2
Mar. 25	* KENTUCKY	--/--	W, 5-0
Mar. 26	* KENTUCKY	--/--	W, 3-2
Mar. 30	* No. NR/25 LSU	--/--	W, 13-11
Mar. 30	* No. NR/25 LSU	--/--	W, 4-1
Mar. 31	* No. NR/25 LSU	--/--	L, 9-15
April 2	* No. 22/23 AUBURN	--/--	L, 2-10 (5)
April 2	* No. 22/23 AUBURN	--/--	W, 4-3
April 3	* No. 22/23 AUBURN	--/--	L, 4-6
April 7	at Southern Miss	--/--	W, 5-2
April 9	* at No. 9/10 Alabama	--/--	L, 0-8 (5)
April 9	* at No. 9/10 Alabama	--/--	L, 1-4
April 10	* at No. 9/10 Alabama	--/--	L, 1-9 (5)
April 12	UAB	--/--	W, 11-1 (5)
April 13	* OLE MISS	--/--	L, 0-2
April 16	* ARKANSAS	--/--	W, 5-4
April 16	* ARKANSAS	--/--	W, 1-0
April 17	* ARKANSAS	--/--	W, 2-1
April 19	* at Ole Miss	--/--	W, 4-0
April 23	* at No. 16/16 Florida	--/--	L, 0-4
April 23	* at No. 16/16 Florida	--/--	L, 4-12 (5)
April 24	* at No. 16/16 Florida	--/--	W, 3-0
April 26	* vs. Ole Miss	--/--	L, 0-4
May 7	* at South Carolina	--/--	L, 2-3
May 7	* at South Carolina	--/--	L, 5-7
May 8	* at South Carolina	--/--	W, 3-2 (8)
May 12	⌊ vs. No. 9/9 Alabama	--/--	L, 0-5
May 13	⌊ vs. South Carolina	--/--	W, 4-1
May 14	⌊ vs. No. 11/19 Tennessee	--/--	L, 0-3
May 20	^ vs. Texas A&M-CC	--/--	W, 1-0
May 21	^ at No. 7/5 Texas	--/--	L, 0-2
May 22	^ vs. Texas A&M-CC	--/--	W, 2-1 (8)
May 22	^ at No. 7/5 Texas	--/--	L, 0-2

! - Bulldog Round-Robin (Starkville, Miss.)

# - Ragin' Cajuns Invitational (Lafayette, La.)

\$ - Bulldog Classic (Starkville, Miss.)

% - Palm Springs Classic (Palm Springs, Calif.)

&amp; - Buzz Classic (Marietta Ga.)

+ - Played in Madison, Miss.

⌊ - SEC Tournament (Gainesville, Fla.)

^ - NCAA Regional 4 (Austin, Texas)

\* - Southeastern Conference Game

2006

33-28 Overall • 7-22 SEC

Home: 16-11 | Away: 9-13 | Neutral: 8-4

Head Coach: Jay Miller

DATE	OPPONENT	MSU RANK	RESULT
Feb. 10	! vs. Western Kentucky	--/--	W, 3-1
Feb. 10	! vs. Jacksonville	--/--	W, 8-0 (5)
Feb. 11	! at South Florida	--/--	W, 2-0
Feb. 11	! vs. Jacksonville	--/--	W, 8-0 (5)
Feb. 12	! at South Florida	--/--	W, 4-2
Feb. 17	# EAST TENNESSEE STATE	--/--	W, 9-1 (6)
Feb. 17	# SOUTHERN ILLINOIS	--/--	W, 2-0
Feb. 19	# EAST TENNESSEE STATE	--/--	W, 6-0
Feb. 19	# TENNESSEE STATE	--/--	W, 7-1
Feb. 24	# NORTHWESTERN STATE	--/--	W, 5-2
Feb. 24	\$ SOUTHEAST MISSOURI	--/--	W, 5-2
Feb. 26	\$ SOUTHEAST MISSOURI	--/--	W, 3-0
Feb. 26	\$ ALCORN STATE	--/--	W, 9-0 (5)
Mar. 1	SAMFORD	--/24	W, 9-1 (6)
Mar. 1	SAMFORD	--/24	W, 3-1
Mar. 3	% vs. No. 15/15 Washington	--/24	W, 3-0
Mar. 3	% at No. 20/18 Baylor	--/24	L, 0-1
Mar. 4	% vs. Bowling Green	--/24	W, 3-2 (8)
Mar. 4	% vs. No. 15/15 Washington	--/24	L, 1-8
Mar. 5	% vs. Bowling Green	--/24	W, 6-1
Mar. 5	% at No. 20/18 Baylor	--/24	L, 1-3
Mar. 7	SOUTHERN MISS	23/25	L, 0-2
Mar. 10	& vs. Syracuse	23/25	W, 2-1
Mar. 10	& vs. No. 4/3 UCLA	23/25	L, 0-2
Mar. 11	& vs. Mercer	23/25	W, 4-3
Mar. 11	& at Long Beach State	23/25	W, 13-2
Mar. 12	& vs. No. 4/3 UCLA	23/25	L, 0-3
Mar. 18	* at Arkansas	22/24	W, 5-0
Mar. 18	* at Arkansas	22/24	W, 5-2
Mar. 19	* at Arkansas	22/24	L, 2-4
Mar. 21	MISSISSIPPI VALLEY STATE	22/22	W, 5-0
Mar. 21	MISSISSIPPI VALLEY STATE	22/22	W, 6-3
Mar. 25	* SOUTH CAROLINA	22/22	W, 4-3 (10)
Mar. 25	* SOUTH CAROLINA	22/22	W, 2-1
Mar. 26	* SOUTH CAROLINA	22/22	L, 2-6
Mar. 28	MIDDLE TENNESSEE	22/RV	W, 9-3
Mar. 28	MIDDLE TENNESSEE	22/RV	W, 13-1 (5)
Mar. 30	at Southern Miss	22/RV	W, 8-0 (5)
April 1	* FLORIDA	22/RV	L, 1-7
April 1	* FLORIDA	22/RV	L, 0-2
April 2	* FLORIDA	22/RV	L, 1-2
April 5	* vs. Ole Miss	25/RV	L, 1-2
April 8	* at No. 10/10 Georgia	25/RV	L, 0-3
April 8	* at No. 10/10 Georgia	25/RV	L, 0-8 (6)
April 9	* at No. 10/10 Georgia	25/RV	L, 2-8
April 11	* at Ole Miss	--/--	L, 1-2
April 14	* at No. 20/18 Auburn	--/--	L, 1-4
April 14	* at No. 20/18 Auburn	--/--	L, 5-6
April 15	* at No. 20/18 Auburn	--/--	L, 3-5
April 19	* at No. 11/10 LSU	--/--	L, 0-5
April 19	* at No. 11/10 LSU	--/--	L, 0-4
April 20	* at No. 11/10 LSU	--/--	L, 1-7
April 22	* No. 4/6 TENNESSEE	--/--	L, 1-2
April 22	* No. 4/6 TENNESSEE	--/--	L, 1-3
April 23	* No. 4/6 TENNESSEE	--/--	L, 0-10 (5)
April 26	* OLE MISS	--/--	L, 0-1
April 29	* No. 5/4 ALABAMA	--/--	L, 4-5 (8)
April 29	* No. 5/4 ALABAMA	--/--	L, 3-6
May 6	* at Kentucky	--/--	W, 6-4
May 6	* at Kentucky	--/--	W, 2-0
May 7	* at Kentucky	--/--	W, 3-2 (8)

! - USF Best Western Invitational (Tampa, Fla.)

# - Bulldog Classic (Starkville, Miss.)

\$ - Bulldog Round-Robin (Starkville, Miss.)

% - Compass Bank Invitational (Waco, Texas)

&amp; - Long Beach Invitational (Lakewood, Calif.)

+ - Played in Madison, Miss.

\* - Southeastern Conference Game

2007

35-27 Overall • 14-14 SEC

Home: 18-6 | Away: 7-13 | Neutral: 10-8

Head Coach: Jay Miller

## NCAA REGIONAL

DATE	OPPONENT	MSU RANK	RESULT
Feb. 9	! IOWA STATE	--/--	W, 9-3
Feb. 9	! PURDUE	--/--	W, 6-5
Feb. 10	! KENNESAW STATE	--/--	W, 6-0
Feb. 10	! IOWA STATE	--/--	L, 3-8
Feb. 10	! PURDUE	--/--	W, 8-1
Feb. 15	# vs. BYU	--/--	W, 1-0
Feb. 16	# vs. No. 11/10 California	--/--	W, 9-0 (6)
Feb. 16	# vs. UC Davis	--/--	L, 1-2
Feb. 17	# vs. Hawaii	--/--	L, 2-3
Feb. 17	# vs. Utah State	--/--	W, 6-3
Feb. 21	MISSISSIPPI VALLEY STATE	--/--	W, 10-2 (5)
Feb. 23	\$ vs. No. 20/19 Florida State	--/--	L, 2-4
Feb. 23	\$ vs. Seton Hall	--/--	W, 23-0 (5)
Feb. 24	\$ vs. Tennessee Tech	--/--	W, 10-1 (6)
Feb. 24	\$ vs. No. 21/RV Nebraska	--/--	L, 6-7 (9)
Feb. 25	\$ vs. North Carolina	--/--	L, 4-8
Mar. 2	% vs. Tennessee Tech	--/--	L, 4-9
Mar. 2	% vs. Toledo	--/--	W, 3-2
Mar. 3	% vs. UT Martin	--/--	W, 6-5 (9)
Mar. 3	% at Chattanooga	--/--	L, 3-11 (5)
Mar. 4	% vs. Austin Peay	--/--	W, 2-0
Mar. 6	INDIANA STATE	--/--	W, 2-1
Mar. 7	SAMFORD	--/--	W, 7-0
Mar. 10	* at No. 4/2 Alabama	--/--	L, 2-10 (5)
Mar. 10	* at No. 4/2 Alabama	--/--	L, 3-5
Mar. 11	* at No. 4/2 Alabama	--/--	L, 0-8 (6)
Mar. 13	* at Kentucky	--/--	W, 7-0
Mar. 13	* at Kentucky	--/--	W, 9-7
Mar. 17	* at No. 1/1 Tennessee	--/--	L, 0-3
Mar. 17	* at No. 1/1 Tennessee	--/--	L, 1-2 (8)
Mar. 18	* at No. 1/1 Tennessee	--/--	L, 1-5
Mar. 20	at UAB	--/--	W, 5-0
Mar. 24	* AUBURN	--/--	W, 3-1
Mar. 24	* AUBURN	--/--	W, 4-1
Mar. 25	* AUBURN	--/--	L, 1-2
Mar. 27	& vs. Ole Miss	--/--	W, 5-2
Mar. 31	* SOUTH CAROLINA	--/--	W, 2-1
Mar. 31	* SOUTH CAROLINA	--/--	W, 4-3
April 1	* SOUTH CAROLINA	--/--	W, 8-7 (8)
April 4	at Samford	--/--	L, 0-3
April 6	* OLE MISS	--/--	L, 2-3
April 6	* OLE MISS	--/--	W, 7-4
April 7	* OLE MISS	--/--	W, 8-0 (6)
April 12	SOUTHERN MISS	--/--	W, 9-2
April 14	* No. 6/6 LSU	--/--	L, 1-4 (9)
April 14	* No. 6/6 LSU	--/--	L, 3-4 (9)
April 17	UAB	--/--	W, 4-1
April 18	at Mississippi Valley State	--/--	L, 3-5
April 21	* at Georgia	--/--	L, 2-5
April 21	* at Georgia	--/--	W, 13-9 (8)
April 22	* at Georgia	--/--	W, 12-5
April 24	at Southern Miss	--/--	W, 10-6
April 27	* at No. 20/RV Florida	--/--	W, 4-3
April 27	* at No. 20/RV Florida	--/--	L, 1-2
April 28	* at No. 20/RV Florida	--/--	L, 2-3 (9)
May 4	* ARKANSAS	--/--	W, 3-1
May 4	* ARKANSAS	--/--	L, 8-11
May 5	* ARKANSAS	--/--	W, 8-0 (5)
May 10	⌊ vs. No. 19/22 Florida	--/--	L, 0-3
May 18	^ vs. Pacific	--/--	W, 7-1
May 19	^ vs. No. 4/4 Arizona	--/--	L, 0-8
May 19	^ vs. Pacific	--/--	L, 10-12

! - Bulldog Round-Robin (Starkville, Miss.)

# - UNLV Desert Classic (Las Vegas, Nev.)

\$ - NFCA Leadoff Classic (Columbus, Ga.)

% - UTC Frost Classic (Chattanooga, Tenn.)

&amp; - M&amp;F Bank Classic (Ridgeland, Miss.)

⌊ - SEC Tournament (Auburn, Ala.)

^ - NCAA Tuscon Regional (Tucson, Ariz.)

\* - Southeastern Conference Game

\*Rankings are listed NFCA first and USA Softball/ESPN second.  
 NFCA data dates back to 1997. USA Softball data dates back to  
 2003. Prior to 1997, the highest available ranking is used.

## ANNUAL RESULTS

2008

41-21 Overall • 13-14 SEC

Home: 20-8 | Away: 10-6 | Neutral: 11-8

Head Coach: Jay Miller

## NCAA REGIONAL

DATE	OPPONENT	MSU RANK	RESULT
Feb. 8	! vs. No. 20/23 Oregon	--/	W, 3-0
Feb. 8	! vs. Cal State Northridge	--/	W, 4-2
Feb. 9	! vs. UC Riverside	--/	W, 8-0 (5)
Feb. 9	! vs. San Diego State	--/	W, 8-0 (6)
Feb. 10	! vs. California	--/	W, 4-1 (9)
Feb. 13	MISSISSIPPI VALLEY STATE	22/21	W, 10-0 (5)
Feb. 15	# WRIGHT STATE	22/21	W, 4-0
Feb. 15	# SOUTHERN ILLINOIS	22/21	W, 7-3
Feb. 16	# FORDHAM	22/21	W, 6-5 (8)
Feb. 16	# WRIGHT STATE	22/21	W, 5-2
Feb. 17	SOUTHERN ILLINOIS	22/21	W, 4-3
Feb. 23	\$ vs. Western Kentucky	15/15	L, 1-2
Feb. 23	\$ vs. Austin Peay	15/15	W, 12-4 (6)
Feb. 24	\$ vs. Western Kentucky	15/15	L, 2-4
Feb. 24	\$ at Mercer	15/15	W, 5-3
Feb. 29	% vs. North Carolina State	18/18	W, 4-0
Feb. 29	% vs. No. 12/11 Michigan	18/18	L, 0-2
Mar. 1	% vs. Syracuse	18/18	W, 8-2
Mar. 1	% vs. UC Santa Barbara	18/18	L, 2-5 (8)
Mar. 2	% vs. UMass	18/18	W, 3-2
Mar. 4	UAB	19/18	W, 7-0
Mar. 7	& CHARLESTON SOUTHERN	19/18	W, 19-2 (5)
Mar. 8	& AUSTIN PEAY	19/18	W, 3-1
Mar. 8	& CHARLESTON SOUTHERN	19/18	W, 5-1
Mar. 9	& LOUISIANA TECH	19/18	W, 5-2
Mar. 11	* at Auburn	18/15	W, 8-3
Mar. 11	* at Auburn	18/15	L, 4-5 (9)
Mar. 12	* at Auburn	18/15	L, 0-8 (5)
Mar. 15	* No. 2/3 ALABAMA	18/15	L, 0-2
Mar. 15	* No. 2/3 ALABAMA	18/15	L, 2-4
Mar. 16	* No. 2/3 ALABAMA	18/15	L, 0-3
Mar. 18	at Southern Miss	--/21	W, 9-0 (5)
Mar. 21	* at Ole Miss	--/21	W, 5-3
Mar. 21	* at Ole Miss	--/21	W, 3-2
Mar. 22	* at Ole Miss	--/21	W, 8-3
Mar. 26	* at No. 8/8 LSU	--/21	L, 2-5
Mar. 26	* at No. 8/8 LSU	--/21	L, 1-2
Mar. 29	+ MISSISSIPPI VALLEY STATE	--/21	W, 10-1 (5)
Mar. 29	+ GEORGETOWN	--/21	W, 8-0 (5)
Mar. 30	+ GEORGETOWN	--/21	W, 7-2
Mar. 30	+ MISSISSIPPI VALLEY STATE	--/21	W, 12-0 (5)
April 3	* KENTUCKY	--/23	W, 1-0
April 3	* KENTUCKY	--/23	W, 8-0 (5)
April 5	* No. 3/3 FLORIDA	--/23	L, 0-5
April 5	* No. 3/3 FLORIDA	--/23	L, 2-7
April 6	* No. 3/3 FLORIDA	--/23	L, 0-5
April 8	? vs. Ole Miss	--/24	L, 1-2
April 12	* at South Carolina	--/24	W, 1-0
April 12	* at South Carolina	--/24	W, 3-1
April 13	* at South Carolina	--/24	W, 9-1 (6)
April 17	~ vs. U.S. Olympic Team (Exh.)	--/24	L, 0-13 (6)
April 19	* No. 21/23 GEORGIA	--/24	W, 10-0 (5)
April 19	* No. 21/23 GEORGIA	--/24	L, 2-6
April 20	* No. 21/23 GEORGIA	--/24	W, 7-4
April 23	SOUTHERN MISS	--/23	W, 5-2
April 26	* No. 13/12 TENNESSEE	--/23	W, 2-1
April 26	* No. 13/12 TENNESSEE	--/23	L, 6-8
May 3	* at Arkansas	--/23	L, 1-3
May 3	* at Arkansas	--/23	W, 9-1 (5)
May 4	* at Arkansas	--/23	L, 6-7
May 8	@ vs. No. 3/3 Alabama	--/RV	L, 0-1
May 16	^ vs. No. 23/23 Hawaii	--/RV	L, 7-9
May 17	^ vs. Stony Brook	--/RV	W, 8-3
May 17	^ vs. No. 23/23 Hawaii	--/RV	L, 4-7

! - Cathedral City Kickoff (Cathedral City, Calif.)

# - Bulldog Round-Robin (Starkville, Miss.)

\$ - Mercer Wingate Inn Classic (Macon, Ga.)

% - NFCA Leadoff Classic (Columbus, Ga.)

&amp; - Bulldog Classic (Starkville, Miss.)

+ - Bully Bash (Starkville, Miss.)

? - M&amp;F Bank Classic (Ridgeland, Miss.)

~ - Bound 4 Beijing Tour Exhibition Game (Ridgeland, Miss.)

@ - SEC Tournament (Baton Rouge, La.)

^ - NCAA Tempe Regional (Tempe, Ariz.)

\* - Southeastern Conference Game

2009

28-28 Overall • 8-19 SEC

Home: 17-10 | Away: 7-12 | Neutral: 4-6

Head Coach: Jay Miller

## NCAA REGIONAL

DATE	OPPONENT	MSU RANK	RESULT
Feb. 6	! KENNESAW STATE	--/	L, 0-4
Feb. 7	! LOUISIANA-MONROE	--/	W, 5-3
Feb. 7	! IONA	--/	W, 10-0 (5)
Feb. 8	! LOUISIANA-MONROE	--/	W, 12-5
Feb. 11	SOUTHERN MISS	--/	L, 3-7
Feb. 13	# vs. No. NR/23 Purdue	--/	W, 4-3
Feb. 14	# vs. Miami (Ohio)	--/	W, 3-0
Feb. 15	# at Florida State	--/	W, 5-4
Feb. 20	\$ RUTGERS	--/	W, 6-0
Feb. 21	\$ EVANSVILLE	--/	W, 7-0
Feb. 21	\$ SIU-EDWARDSVILLE	--/	W, 3-0
Feb. 22	\$ SIU-EDWARDSVILLE	--/	W, 2-0
Feb. 25	at Mississippi Valley State	25/RV	W, 10-4
Feb. 27	% vs. No. 24/16 Ohio State	25/RV	L, 0-7
Mar. 5	& vs. Florida Gulf Coast	25/RV	L, 3-8
Mar. 5	& vs. Santa Clara	25/RV	W, 11-3
Mar. 6	& vs. Oregon State	25/RV	L, 0-2
Mar. 6	& at Hawaii	25/RV	W, 14-11
Mar. 7	& vs. Mount St. Mary's	25/RV	W, 6-1
Mar. 8	& vs. Radford	25/RV	L, 1-3
Mar. 14	* at No. 2/2 Alabama	--/	L, 0-4
Mar. 14	* at No. 2/2 Alabama	--/	L, 1-7
Mar. 15	* at No. 2/2 Alabama	--/	L, 2-3
Mar. 17	* ARKANSAS	--/	L, 3-8 (8)
Mar. 17	* ARKANSAS	--/	L, 1-5
Mar. 18	* ARKANSAS	--/	L, 2-3
Mar. 21	* No. 21/17 LSU	--/	L, 4-5
Mar. 21	* No. 21/17 LSU	--/	L, 1-4
Mar. 22	* No. 21/17 LSU	--/	L, 5-7
Mar. 24	* at UAB	--/	W, 9-7
Mar. 28	* at No. 9/13 Tennessee	--/	W, 5-4
Mar. 28	* at No. 9/13 Tennessee	--/	L, 0-8 (5)
Mar. 29	* at No. 9/13 Tennessee	--/	W, 10-6
April 1	+ vs. Ole Miss	--/	L, 3-8
April 4	* at No. 1/1 Florida	--/	L, 2-11 (5)
April 4	* at No. 1/1 Florida	--/	L, 2-6
April 5	* at No. 1/1 Florida	--/	L, 0-3
April 8	SOUTH ALABAMA	--/	W, 5-2
April 9	JACKSON STATE	--/	W, 9-0 (5)
April 9	JACKSON STATE	--/	W, 3-0
April 15	* at No. 6/11 Georgia	--/	L, 0-10 (5)
April 15	* at No. 6/11 Georgia	--/	W, 3-1 (10)
April 18	* SOUTH CAROLINA	--/	W, 4-2
April 18	* SOUTH CAROLINA	--/	L, 0-2
April 19	* SOUTH CAROLINA	--/	W, 10-2 (6)
April 22	* AUBURN	--/	W, 2-1 (10)
April 22	* AUBURN	--/	L, 3-8
April 24	* at Kentucky	--/	L, 3-10
April 24	* at Kentucky	--/	L, 1-4
April 25	* at Kentucky	--/	L, 7-8
May 2	* OLE MISS	--/	W, 6-2
May 2	* OLE MISS	--/	W, 8-0 (5)
May 8	MISSISSIPPI VALLEY STATE	--/	W, 10-2 (5)
May 8	MISSISSIPPI VALLEY STATE	--/	W, 4-1
May 15	^ vs. No. 14/16 California	--/	L, 3-8
May 16	^ vs. No. 16/20 Florida State	--/	L, 0-5

! - Bulldog Round-Robin (Starkville, Miss.)

# - Sunshine Classic (Tallahassee, Fla.)

\$ - Bulldog Classic (Starkville, Miss.)

% - NFCA Leadoff Classic (Columbus, Ga.)

&amp; - Pepsi Malahini Kipa Aloha Tournament (Honolulu, Hawaii)

+ - M&amp;F Bank Fastpitch Classic (Ridgeland, Miss.)

^ - NCAA Tempe Regional (Tempe, Ariz.)

\* - Southeastern Conference Game

2010

26-29 Overall • 7-20 SEC

Home: 11-12 | Away: 7-12 | Neutral: 8-5

Head Coach: Jay Miller

DATE	OPPONENT	RESULT
Feb. 13	! UAB	--/ W, 4-0
Feb. 13	! STEPHEN F. AUSTIN	--/ W, 8-0 (5)
Feb. 14	! STEPHEN F. AUSTIN	--/ W, 5-0
Feb. 14	! UAB	--/ W, 6-2
Feb. 19	# vs. Louisiana-Monroe	--/ W, 4-0
Feb. 19	# at No. NR/21 Texas A&M	--/ L, 0-9 (5)
Feb. 20	# vs. Oregon State	--/ W, 13-3
Feb. 20	# at No. NR/21 Texas A&M	--/ L, 4-13 (5)
Feb. 21	# vs. Oregon State	--/ W, 6-5 (8)
Feb. 26	\$ vs. UMass	--/ L, 6-7 (9)
Feb. 26	\$ vs. Hofstra	--/ L, 1-2
Feb. 27	\$ vs. North Carolina State	--/ L, 3-4
Feb. 27	\$ vs. Maryland	--/ W, 5-4
Feb. 28	\$ vs. Illinois State	--/ W, 9-3
Mar. 3	No. 7/5 MICHIGAN	--/ L, 0-3
Mar. 5	% TROY	--/ W, 8-0 (5)
Mar. 6	% MISSISSIPPI VALLEY STATE	--/ W, 11-1 (5)
Mar. 6	% WRIGHT STATE	--/ W, 7-2
Mar. 7	% TROY	--/ W, 4-3
Mar. 9	No. 19/21 TENNESSEE	--/ L, 4-8
Mar. 9	No. 19/21 TENNESSEE	--/ W, 5-4
Mar. 10	No. 19/21 TENNESSEE	--/ L, 4-10
Mar. 12	& vs. Colorado State	--/ L, 5-6 (8)
Mar. 13	& vs. Georgetown	--/ W, 7-6
Mar. 13	& vs. East Tennessee State	--/ W, 9-0 (5)
Mar. 14	& vs. Cal State Northridge	--/ L, 6-13
Mar. 14	& at Fresno State	--/ L, 3-11 (5)
Mar. 17	at Southern Miss	--/ W, 14-4
Mar. 20	* at Ole Miss	--/ L, 4-6
Mar. 20	* at Ole Miss	--/ L, 2-9
Mar. 21	* at Ole Miss	--/ W, 11-5
Mar. 24	at Mississippi Valley State	--/ W, 9-6
Mar. 27	* at Arkansas	--/ L, 2-7
Mar. 27	* at Arkansas	--/ L, 6-11
Mar. 28	* at Arkansas	--/ L, 13-18
Mar. 31	SOUTHERN	--/ W, 4-1
April 2	* KENTUCKY	--/ L, 4-5
April 2	* KENTUCKY	--/ L, 0-2
April 3	* KENTUCKY	--/ W, 1-0
April 7	+ vs. Mississippi Valley State	--/ W, 9-1 (5)
April 10	* at No. 14/13 LSU	--/ L, 1-2
April 10	* at No. 14/13 LSU	--/ L, 3-8
April 11	* at No. 14/13 LSU	--/ L, 1-6
April 13	* No. 13/10 GEORGIA	--/ L, 0-3
April 13	* No. 13/10 GEORGIA	--/ L, 6-7
April 17	* at South Carolina	--/ W, 2-1
April 17	* at South Carolina	--/ L, 4-8
April 18	* at South Carolina	--/ W, 3-1
April 21	* at Auburn	--/ W, 3-2
April 21	* at Auburn	--/ W, 2-1
May 1	* No. 6/5 FLORIDA	--/ L, 0-8 (5)
May 1	* No. 6/5 FLORIDA	--/ L, 1-9 (5)
May 8	* No. 4/3 ALABAMA	--/ L, 1-10 (6)
May 8	* No. 4/3 ALABAMA	--/ L, 2-8
May 9	* No. 4/3 ALABAMA	--/ L, 1-6

! - Bulldog Round-Robin (Starkville, Miss.)

# - Aggie Classic (College Station, Texas)

\$ - NFCA Leadoff Classic (Columbus, Ga.)

% - Bulldog Classic (Starkville, Miss.)

&amp; - Bayer Cropscience Classic (Fresno, Calif.)

+ - M&amp;F Bank Fastpitch Classic (Ridgeland, Miss.)

\* - Southeastern Conference Game

\*Rankings are listed NFCA first and USA Softball/ESPN second.  
 NFCA data dates back to 1997. USA Softball data dates back to  
 2003. Prior to 1997, the highest available ranking is used.



## ANNUAL RESULTS

2011

24-32 Overall • 10-18 SEC

Home: 17-7 | Away: 3-15 | Neutral: 4-10

Head Coach: Jay Miller

DATE	OPPONENT	MSU RANK	RESULT
Feb. 11	! vs. Illinois-Chicago	--/--	L, 4-5
Feb. 11	! at UNLV	--/--	L, 9-10 (9)
Feb. 12	! vs. No. 10/11 Washington	--/--	L, 5-18 (5)
Feb. 12	! vs. UC Riverside	--/--	L, 6-7
Feb. 13	! vs. Illinois-Chicago	--/--	W, 5-2
Feb. 18	# LOUISIANA TECH	--/--	W, 3-2
Feb. 19	# BUTLER	--/--	W, 2-0
Feb. 19	# SOUTHERN ILLINOIS	--/--	W, 10-8
Feb. 20	# SOUTHERN ILLINOIS	--/--	L, 4-9
Feb. 23	SOUTHERN MISS	--/--	W, 6-4
Feb. 25	\$ vs. Bowling Green	--/--	W, 3-2
Feb. 25	\$ vs. Mercer	--/--	L, 5-6
Feb. 26	\$ vs. Georgia State	--/--	L, 5-8
Feb. 26	\$ at Kennesaw State	--/--	L, 2-3
Feb. 27	\$ vs. Purdue	--/--	L, 0-5
Mar. 1	at UAB	--/--	L, 0-8 (6)
Mar. 6	% No. 22/24 TEXAS A&M	--/--	W, 7-3
Mar. 6	% MISSISSIPPI VALLEY STATE	--/--	W, 8-0 (5)
Mar. 9	% SOUTH CAROLINA	--/--	W, 2-1
Mar. 9	* SOUTH CAROLINA	--/--	W, 11-5
Mar. 11	& vs. Florida State	--/--	W, 9-8 (10)
Mar. 12	& vs. North Carolina	--/--	L, 4-12 (5)
Mar. 12	& vs. Florida State	--/--	W, 8-7
Mar. 13	& vs. North Carolina	--/--	L, 2-8
Mar. 16	* at No. 2/2 Florida	--/--	L, 0-8 (5)
Mar. 16	* at No. 2/2 Florida	--/--	L, 1-18 (5)
Mar. 18	* ARKANSAS	--/--	W, 3-0
Mar. 19	* ARKANSAS	--/--	W, 2-0
Mar. 20	* ARKANSAS	--/--	W, 6-5
Mar. 25	* at No. 24/23 Kentucky	--/--	L, 6-12
Mar. 26	* at No. 24/23 Kentucky	--/--	L, 0-8 (5)
Mar. 27	* at No. 24/23 Kentucky	--/--	L, 0-5
Mar. 29	ALCORN STATE	--/--	W, 11-2 (5)
Mar. 29	ALCORN STATE	--/--	W, 10-1 (5)
April 1	* OLE MISS	--/--	L, 0-6
April 2	* OLE MISS	--/--	W, 3-0
April 3	* OLE MISS	--/--	W, 9-3
April 6	+ vs. Southern Miss	--/--	L, 4-14 (5)
April 8	* No. 22/25 AUBURN	--/--	W, 4-3
April 9	* No. 22/25 AUBURN	--/--	L, 3-5
April 10	* No. 22/25 AUBURN	--/--	L, 4-5 (8)
April 12	at Mississippi Valley State	--/--	W, 5-1
April 15	* at No. 5/3 Alabama	--/--	L, 2-6
April 16	* at No. 5/3 Alabama	--/--	L, 3-13 (6)
April 17	* at No. 5/3 Alabama	--/--	L, 2-5
April 19	MISSISSIPPI VALLEY STATE	--/--	W, 9-1 (6)
April 21	* at No. 6/5 Tennessee	--/--	L, 0-2
April 22	* at No. 6/5 Tennessee	--/--	L, 0-8 (6)
April 23	* at No. 6/5 Tennessee	--/--	W, 3-2
April 29	* No. 21/23 LSU	--/--	L, 2-4
April 30	* No. 21/23 LSU	--/--	L, 6-7
May 1	* No. 21/23 LSU	--/--	L, 1-3
May 6	* at No. 7/9 Georgia	--/--	W, 8-6
May 7	* at No. 7/9 Georgia	--/--	L, 3-4
May 8	* at No. 7/9 Georgia	--/--	L, 2-10 (5)
May 12	@ vs. No. 4/3 Alabama	--/--	L, 1-5

! - Sportco Kickoff Classic (Las Vegas, Nev.)

# - Bulldog Round-Robin (Starkville, Miss.)

\$ - Phyllis Rafter Memorial (Kennesaw, Ga.)

% - Bulldog Classic (Starkville, Miss.)

&amp; - SEC/ACC Challenge (Tuscaloosa, Ala.)

+ - M&amp;F Bank Fastpitch Classic (Madison, Miss.)

@ - SEC Tournament (Oxford, Miss.)

\* - Southeastern Conference Game

2012

33-24 Overall • 12-16 SEC

Home: 16-11 | Away: 13-7 | Neutral: 4-6

Head Coach: Vann Steudeman

## NCAA REGIONAL

DATE	OPPONENT	MSU RANK	RESULT
Feb. 9	! at South Alabama	--/--	W, 7-2
Feb. 10	! vs. Lipscomb	--/--	W, 3-1
Feb. 11	! vs. Jacksonville State	--/--	W, 8-1
Feb. 12	! vs. Memphis	--/--	W, 9-6
Feb. 14	at Samford	RV/RV	W, 6-3
Feb. 17	# SIU-EDWARDSVILLE	RV/RV	L, 4-5
Feb. 19	# SIU-EDWARDSVILLE	RV/RV	W, 5-0
Feb. 19	# MISSISSIPPI VALLEY STATE	RV/RV	W, 3-2
Feb. 24	\$ vs. No. 17 Louisiana	RV/RV	L, 3-6
Feb. 24	\$ vs. South Florida	RV/RV	L, 0-1
Feb. 25	\$ vs. No. 20 Georgia Tech	RV/RV	W, 5-3
Feb. 25	\$ vs. DePaul	RV/RV	L, 2-3
Feb. 26	\$ vs. No. 12 Michigan	RV/RV	L, 1-3
Feb. 29	at Jackson State	--/--	W, 11-2 (6)
Mar. 2	% COLUMBIA	--/--	W, 11-1 (5)
Mar. 2	% LOUISIANA TECH	--/--	W, 8-0 (5)
Mar. 3	% COLUMBIA	--/--	W, 12-4 (6)
Mar. 3	% EASTERN ILLINOIS	--/--	W, 8-0 (5)
Mar. 4	% SAMFORD	--/--	W, 11-5
Mar. 7	* No. 3 FLORIDA	--/RV	L, 0-1
Mar. 7	* No. 3 FLORIDA	--/RV	L, 5-8
Mar. 9	* No. 7 GEORGIA	--/RV	W, 5-3
Mar. 10	* No. 7 GEORGIA	--/RV	L, 0-2
Mar. 11	* No. 7 GEORGIA	--/RV	L, 0-5
Mar. 13	* at South Carolina	--/RV	W, 10-6
Mar. 13	* at South Carolina	--/RV	W, 9-0 (5)
Mar. 16	* at LSU	--/RV	L, 7-10
Mar. 17	* at LSU	--/RV	L, 1-3
Mar. 18	* at LSU	--/RV	L, 0-4
Mar. 20	UAB	--/--	W, 4-3
Mar. 23	* No. 12 TENNESSEE	--/--	L, 0-8 (5)
Mar. 24	* No. 12 TENNESSEE	--/--	L, 3-10
Mar. 25	* No. 12 TENNESSEE	--/--	L, 0-8 (5)
Mar. 28	at Mississippi Valley State	--/--	W, 4-3 (8)
Mar. 30	* No. 2 ALABAMA	--/--	L, 4-5
Mar. 31	* No. 2 ALABAMA	--/--	L, 2-4
April 1	* No. 2 ALABAMA	--/--	L, 3-9
April 6	* at Arkansas	--/--	W, 2-1
April 6	* at Arkansas	--/--	W, 7-2
April 7	* at Arkansas	--/--	L, 2-13 (5)
April 10	JACKSON STATE	--/--	W, 12-3 (5)
April 13	* at Ole Miss	--/--	W, 5-3
April 14	* at Ole Miss	--/--	W, 2-1
April 15	* at Ole Miss	--/--	W, 10-3
April 20	* KENTUCKY	--/--	W, 4-3
April 21	* KENTUCKY	--/--	W, 2-1 (8)
April 22	* KENTUCKY	--/--	W, 3-2
April 24	MEMPHIS	--/--	W, 9-1 (6)
April 25	at Southern Miss	--/--	W, 1-0
April 28	TENNESSEE TECH	--/--	W, 6-2
April 28	TENNESSEE TECH	--/--	W, 5-1
May 4	* at Auburn	--/--	W, 3-1
May 5	* at Auburn	--/--	L, 1-4
May 6	* at Auburn	--/--	L, 1-2
May 10	@ vs. No. 3 Alabama	--/--	L, 2-5
May 17	^ vs. BYU	--/--	L, 3-4 (9)
May 18	^ vs. Portland State	--/--	L, 0-2

! - Mardi Gras Invitational (Mobile, Ala.)

# - Bulldog Round-Robin (Starkville, Miss.)

\$ - NFCA Leadoff Classic (Clearwater, Fla.)

% - Bulldog Classic (Starkville, Miss.)

@ - SEC Tournament (Tuscaloosa, Ala.)

^ - NCAA Eugene Regional (Eugene, Ore.)

\* - Southeastern Conference Game

2013

33-24 Overall • 8-16 SEC

Home: 14-9 | Away: 8-13 | Neutral: 11-2

Head Coach: Vann Steudeman

## NCAA REGIONAL

DATE	OPPONENT	MSU RANK	RESULT
Feb. 7	! SOUTH ALABAMA	RV/RV	L, 2-3
Feb. 8	! TROY	RV/RV	W, 5-2
Feb. 9	! TENNESSEE STATE	RV/RV	W, 8-0 (6)
Feb. 9	! GEORGIA STATE	RV/RV	W, 9-1 (5)
Feb. 13	at No. 15/15 Louisiana	--/RV	L, 1-9 (6)
Feb. 16	# WESTERN KENTUCKY	--/RV	W, 1-0
Feb. 16	# NORTHWESTERN STATE	--/RV	L, 5-10
Feb. 17	# MURRAY STATE	--/RV	W, 4-1
Feb. 17	# LIPSCOMB	--/RV	W, 4-3 (10)
Feb. 23	\$ vs. Belmont	--/--	L, 3-4
Feb. 23	\$ vs. Wichita State	--/--	W, 4-0
Feb. 24	\$ vs. Southeast Missouri	--/--	W, 8-4
Feb. 24	\$ vs. SIU-Edwardsville	--/--	W, 1-0
Mar. 1	% vs. Hofstra	--/--	W, 9-1 (6)
Mar. 1	% vs. Maryland	--/--	W, 4-3
Mar. 2	% vs. LIU-Brooklyn <sup>1</sup>	--/--	W, 2-0
Mar. 2	% vs. Fordham	--/--	W, 8-0 (5)
Mar. 3	% vs. Syracuse	--/--	W, 4-1
Mar. 6	MEMPHIS	RV/RV	W, 8-1
Mar. 8	* No. 12/12 LSU	RV/RV	L, 0-1 (14)
Mar. 9	* No. 12/12 LSU	RV/RV	W, 2-1
Mar. 10	* No. 12/12 LSU	RV/RV	L, 2-9
Mar. 12	at Jacksonville State	--/RV	W, 7-2
Mar. 14	at College of Charleston	--/RV	W, 8-0 (5)
Mar. 14	at College of Charleston	--/RV	W, 12-1 (5)
Mar. 15	at Charleston Southern	--/RV	W, 12-4 (5)
Mar. 22	* at No. 21/21 Kentucky	RV/RV	L, 4-5
Mar. 23	* at No. 21/21 Kentucky	RV/RV	L, 2-3
Mar. 23	* at No. 21/21 Kentucky	RV/RV	L, 0-7
Mar. 26	at UAB	--/--	L, 1-2
Mar. 29	* AUBURN	--/--	L, 3-8
Mar. 29	* AUBURN	--/--	L, 5-7
Mar. 30	* AUBURN	--/--	W, 4-3
April 2	JACKSON STATE	--/--	W, 2-0
April 3	vs. UAB	--/--	W, 3-2
April 5	* at No. 3/3 Florida	--/--	L, 1-9 (6)
April 6	* at No. 3/3 Florida	--/--	L, 2-4
April 7	* at No. 3/3 Florida	--/--	W, 6-5
April 12	* OLE MISS	--/--	W, 5-1
April 13	* OLE MISS	--/--	W, 6-5
April 14	* OLE MISS	--/--	W, 8-0 (6)
April 16	at Samford	RV/--	W, 13-1 (5)
April 19	* at No. 4/6 Alabama	RV/--	W, 3-2
April 20	* at No. 4/6 Alabama	RV/--	L, 3-11 (5)
April 21	* at No. 4/6 Alabama	RV/--	L, 8-9
April 22	vs. Middle Tennessee	RV/--	W, 8-1
April 24	MISSISSIPPI VALLEY STATE	RV/--	W, 1-0
April 26	* SOUTH CAROLINA	RV/--	L, 3-8
April 27	* SOUTH CAROLINA	RV/--	L, 0-3
April 28	* SOUTH CAROLINA	RV/--	L, 4-5
May 3	* at No. 14/21 Texas A&M	--/--	L, 2-5
May 4	* at No. 14/21 Texas A&M	--/--	W, 6-2
May 5	* at No. 14/21 Texas A&M	--/--	L, 2-4
May 6	at Houston	--/--	L, 5-6
May 17	^ vs. No. RV/19 Florida State	--/--	L, 2-5
May 18	^ vs. Mississippi Valley State	--/--	W, 2-1
May 18	^ at No. 15/15 South Alabama	--/--	L, 0-3

! - Bulldog Kickoff Classic (Starkville, Miss.)

# - Bulldog Battle (Starkville, Miss.)

\$ - Blues City Classic (Southaven, Miss.)

% - Citrus Classic (Orlando, Fla.)

^ - NCAA Mobile Regional (Mobile, Ala.)

\* - Southeastern Conference Game

<sup>1</sup> - Now known as Long Island University

\*Rankings are listed NFCA first and USA Softball/ESPN second.  
 NFCA data dates back to 1997. USA Softball data dates back to  
 2003. Prior to 1997, the highest available ranking is used.

## ANNUAL RESULTS

2014

39-21 Overall • 10-14 SEC

Home: 20-7 | Away: 10-10 | Neutral: 9-4

Head Coach: Vann Steudeman

## NCAA REGIONAL

DATE	OPPONENT	MSU RANK	RESULT
Feb. 7	! MISSISSIPPI VALLEY STATE	--/	W, 8-0 (5)
Feb. 7	! NORTHERN KENTUCKY	--/	W, 12-1 (5)
Feb. 8	! NORTHERN KENTUCKY	--/	W, 6-1
Feb. 8	! JACKSONVILLE STATE	--/	W, 9-1 (6)
Feb. 9	! JACKSONVILLE STATE	--/	W, 8-0 (5)
Feb. 13	# at FAU	--/	W, 2-1
Feb. 13	# at FAU	--/	W, 5-0
Feb. 14	# vs. LIU-Brooklyn <sup>1</sup>	--/	W, 5-1
Feb. 14	# vs. Maryland	--/	W, 3-1
Feb. 15	# vs. LIU-Brooklyn	--/	W, 1-0 (11)
Feb. 19	CENTRAL ARKANSAS	--/RV	W, 6-0
Feb. 21	IOWA	--/RV	W, 2-0
Feb. 22	IOWA	--/RV	W, 5-0
Feb. 23	IOWA	--/RV	W, 9-1 (5)
Feb. 28	\$ vs. UTSA	RV/RV	W, 6-0
Feb. 28	\$ vs. No. 12/12 Baylor	RV/RV	L, 0-1 (8)
Mar. 1	\$ vs. Memphis	RV/RV	W, 3-2
Mar. 1	\$ vs. Nicholls State	RV/RV	W, 7-0
Mar. 2	\$ vs. Ohio	RV/RV	W, 2-1
Mar. 2	\$ vs. Texas State	RV/RV	W, 2-1
Mar. 4	UAB	RV/RV	L, 3-5
Mar. 7	* No. 8/10 KENTUCKY	RV/RV	L, 0-4
Mar. 8	* No. 8/10 KENTUCKY	RV/RV	W, 2-1
Mar. 9	* No. 8/10 KENTUCKY	RV/RV	L, 0-5
Mar. 11	at Kennesaw State	RV/RV	L, 1-2 (8)
Mar. 12	at Georgia State	RV/RV	W, 16-9
Mar. 14	* at No. 15/17 Georgia	RV/RV	L, 0-1
Mar. 15	* at No. 15/17 Georgia	RV/RV	L, 2-11 (5)
Mar. 15	* at No. 15/17 Georgia	RV/RV	L, 1-9 (5)
Mar. 18	at Memphis	--/	W, 2-1
Mar. 21	* at No. 21/21 Auburn	--/	L, 3-11 (6)
Mar. 22	* at No. 21/21 Auburn	--/	L, 2-5
Mar. 23	* at No. 21/21 Auburn	--/	W, 5-2
Mar. 25	SOUTHEASTERN LA.	--/	W, 2-1
Mar. 26	SAMFORD	--/	W, 9-1 (6)
Mar. 29	MARSHALL	--/	W, 4-0
Mar. 29	MARSHALL	--/	W, 2-0
Mar. 30	MARSHALL	--/	W, 9-1 (5)
April 1	at Mississippi Valley State	RV/--	W, 13-0 (5)
April 4	* No. 16/18 MISSOURI	RV/--	L, 0-6
April 5	* No. 16/18 MISSOURI	RV/--	W, 9-3
April 5	* No. 16/18 MISSOURI	RV/--	L, 1-8
April 9	at No. 15/16 South Alabama	--/	L, 2-3
April 11	* No. 3/2 ALABAMA	--/	L, 1-5
April 12	* No. 3/2 ALABAMA	--/	W, 4-2
April 13	* No. 3/2 ALABAMA	--/	W, 4-3 (10)
April 15	at Jackson State	RV/--	W, 6-4
April 18	* at No. 4/4 Tennessee	RV/--	W, 2-0
April 19	* at No. 4/4 Tennessee	RV/--	L, 5-11
April 20	* at No. 4/4 Tennessee	RV/--	W, 11-7
April 25	* ARKANSAS	RV/RV	L, 4-6
April 26	* ARKANSAS	RV/RV	W, 18-7 (5)
April 27	* ARKANSAS	RV/RV	W, 8-0 (6)
May 2	* at No. 25/23 LSU	RV/RV	L, 5-6
May 3	* at No. 25/23 LSU	RV/RV	L, 0-8 (6)
May 4	* at No. 25/23 LSU	RV/RV	W, 4-3
May 7	@ vs. No. 16/15 Kentucky	RV/RV	L, 3-4 (9)
May 16	^ vs. Texas	RV/--	L, 0-1
May 17	^ vs. Texas Southern	RV/--	W, 5-3
May 17	^ vs. Texas	RV/--	L, 3-4

! - Bulldog Kickoff Classic (Starkville, Miss.)

# - FAU Strike Out Cancer Tournament (Boca Raton, Fla.)

\$ - Mississippi Gulf Coast Softball Classic (Gulfport, Miss.)

@ - SEC Tournament (Columbia, S.C.)

^ - NCAA Lafayette Regional (Lafayette, La.)

\* - Southeastern Conference Game

<sup>1</sup> - Now known as Long Island University

2015

36-21 Overall • 10-14 SEC

Home: 20-10 | Away: 12-7 | Neutral: 4-4

Head Coach: Vann Steudeman

## NCAA REGIONAL

DATE	OPPONENT	MSU RANK	RESULT
Feb. 5	! MISSISSIPPI VALLEY STATE	--/RV	W, 8-0 (6)
Feb. 6	! MIDDLE TENNESSEE	--/RV	W, 9-1 (5)
Feb. 7	! SAINT LOUIS	--/RV	W, 3-2
Feb. 7	! AUSTIN PEAY	--/RV	W, 8-0 (5)
Feb. 8	! SAINT LOUIS	--/RV	W, 8-3
Feb. 12	# LOUISIANA TECH	RV/RV	W, 6-4
Feb. 13	# ILLINOIS	RV/RV	W, 9-8
Feb. 14	# UT-MARTIN	RV/RV	W, 4-2
Feb. 14	# LAMAR	RV/RV	W, 7-1
Feb. 14	# ILLINOIS	RV/RV	L, 3-4
Feb. 19	Southeastern La.	RV/RV	W, 4-3
Feb. 21	PENN STATE	RV/RV	W, 9-3
Feb. 21	PENN STATE	RV/RV	W, 10-5 (6)
Feb. 22	PENN STATE	RV/RV	W, 10-2 (5)
Feb. 24	at UAB	RV/RV	L, 4-5 (8)
Feb. 27	\$ vs. No. 13/11 Minnesota	RV/RV	L, 0-5
Feb. 27	\$ vs. Maryland	RV/RV	W, 6-2
Mar. 1	\$ vs. Miami (Ohio)	RV/RV	W, 3-1
Mar. 1	\$ vs. No. 23/23 Notre Dame	RV/RV	W, 6-1
Mar. 4	KENNESAW STATE	RV/RV	W, 4-2
Mar. 6	* No. 8/8 GEORGIA	RV/RV	L, 1-6
Mar. 7	* No. 8/8 GEORGIA	RV/RV	L, 1-9 (5)
Mar. 8	* No. 8/8 GEORGIA	RV/RV	W, 8-7 (9)
Mar. 13	* No. 19/21 TEXAS A&M	RV/RV	W, 7-0
Mar. 14	* No. 19/21 TEXAS A&M	RV/RV	L, 8-10
Mar. 15	* No. 19/21 TEXAS A&M	RV/RV	W, 7-5
Mar. 17	at Southeastern La.	24/24	W, 16-1 (5)
Mar. 20	* at Ole Miss	24/24	W, 8-6
Mar. 21	* at Ole Miss	24/24	L, 7-8 (9)
Mar. 21	* at Ole Miss	24/24	L, 8-14
Mar. 25	at Southern Miss	RV/RV	W, 10-0 (6)
Mar. 25	at Southern Miss	RV/RV	W, 12-6
Mar. 27	* No. 3/2 FLORIDA	RV/RV	L, 2-3
Mar. 28	* No. 3/2 FLORIDA	RV/RV	L, 2-16
Mar. 29	* No. 3/2 FLORIDA	RV/RV	W, 5-3
Mar. 31	at Lipscomb	RV/RV	W, 1-0
April 4	* at Arkansas	RV/RV	W, 3-0
April 5	* at Arkansas	RV/RV	W, 3-2
April 6	* at Arkansas	RV/RV	W, 16-4 (6)
April 8	No. 1/1 LSU	RV/RV	W, 9-4
April 10	* at No. 21/21 Missouri	RV/RV	L, 2-3
April 11	* at No. 21/21 Missouri	RV/RV	W, 8-4
April 12	* at No. 21/21 Missouri	RV/RV	L, 2-10 (5)
April 15	No. 22/22 at South Alabama	RV/RV	L, 2-3
April 17	* No. 12/12 TENNESSEE	RV/RV	L, 3-4
April 18	* No. 12/12 TENNESSEE	RV/RV	L, 3-5
April 19	* No. 12/12 TENNESSEE	RV/RV	L, 8-16
April 22	MEMPHIS	--/	W, 11-3 (5)
April 25	at Georgia Southern	--/	W, 6-2
April 26	at Georgia Southern	--/	W, 7-5 (9)
May 1	* at South Carolina	--/	L, 3-6
May 2	* at South Carolina	--/	W, 9-6
May 3	* at South Carolina	--/	L, 1-9 (6)
May 10	@ vs. No. 13/13 Missouri	--/RV	L, 0-9 (6)
May 15	^ vs. No. 18/15 Baylor	--/	L, 4-8
May 16	^ vs. Weber State	--/	W, 2-0
May 17	^ vs. No. 18/15 Baylor	--/	L, 0-2

! - Bulldog Kickoff Classic (Starkville, Miss.)

# - February Freezer (Starkville, Miss.)

\$ - Citrus Classic (Orlando, Fla.)

@ - SEC Tournament (Baton Rouge, La.)

^ - NCAA Lafayette Regional (Lafayette, La.)

\* - Southeastern Conference Game

2016

26-31 Overall • 3-21 SEC

Home: 16-14 | Away: 4-13 | Neutral: 6-4

Head Coach: Vann Steudeman

DATE	OPPONENT	MSU RANK	RESULT
Feb. 11	! GEORGIA SOUTHERN	RV/RV	W, 6-0
Feb. 12	! HOUSTON	RV/RV	W, 9-1 (6)
Feb. 13	! TENNESSEE TECH	RV/RV	W, 11-4
Feb. 13	! ALABAMA A&M	RV/RV	W, 2-1
Feb. 14	! HOUSTON	RV/RV	W, 7-1
Feb. 19	# at No. 23/RV South Alabama	RV/RV	W, 4-2 (8)
Feb. 20	# vs. Southern Miss	RV/RV	W, 6-0
Feb. 20	# vs. SIU-Edwardsville	RV/RV	W, 7-4
Feb. 21	# vs. Samford	RV/RV	W, 5-2 (8)
Feb. 22	at Southeastern La.	RV/23	W, 8-0 (5)
Feb. 26	\$ vs. McNeese State	RV/23	L, 4-8
Feb. 27	\$ vs. Incarnate Word	RV/23	W, 6-0
Feb. 27	\$ vs. No. RV/24 Baylor	RV/23	L, 0-4
Feb. 28	\$ vs. McNeese State	RV/23	W, 3-0
Mar. 4	% CHATTANOOGA	RV/RV	W, 4-0
Mar. 4	% NORTHWESTERN STATE	RV/RV	L, 0-1
Mar. 5	% LONGWOOD	RV/RV	W, 3-1
Mar. 5	% CENTRAL ARKANSAS	RV/RV	W, 4-0
Mar. 6	% WESTERN KENTUCKY	RV/RV	W, 7-0
Mar. 8	PENN STATE	RV/RV	W, 9-3
Mar. 11	& vs. UC Santa Barbara	RV/RV	W, 5-2
Mar. 12	& vs. Cal State Fullerton	RV/RV	L, 0-2
Mar. 12	& at Long Beach State	RV/RV	L, 1-5
Mar. 13	& vs. Cal State Fullerton	RV/RV	L, 2-3
Mar. 18	& No. 3/3 AUBURN	--/RV	L, 2-3 (14)
Mar. 19	& No. 3/3 AUBURN	--/RV	W, 6-3
Mar. 20	& No. 3/3 AUBURN	--/RV	L, 0-2
Mar. 22	SOUTHEASTERN LA.	RV/25	W, 10-2 (6)
Mar. 23	CENTRAL ARKANSAS	RV/25	L, 0-1
Mar. 25	* at No. 17/19 Tennessee	RV/25	L, 2-6
Mar. 26	* at No. 17/19 Tennessee	RV/25	L, 5-8
Mar. 27	* at No. 17/19 Tennessee	RV/25	L, 4-9
Mar. 29	UAB	RV/RV	L, 2-3
April 2	* OLE MISS	RV/RV	L, 3-4
April 3	* OLE MISS	RV/RV	W, 1-0 (8)
April 4	* OLE MISS	RV/RV	L, 5-9
April 8	* at No. 4/4 Alabama	RV/RV	L, 1-7
April 9	* at No. 4/4 Alabama	RV/RV	L, 0-8 (6)
April 10	* at No. 4/4 Alabama	RV/RV	L, 1-8
April 13	at Louisiana Tech	RV/--	W, 3-2
April 15	* No. 11/13 LSU	RV/--	W, 7-2
April 16	* No. 11/13 LSU	RV/--	L, 2-5 (12)
April 17	* No. 11/13 LSU	RV/--	L, 1-12 (5)
April 19	SOUTHERN MISS	RV/--	W, 4-0
April 22	* at No. 1/1 Florida	RV/--	L, 0-16 (5)
April 23	* at No. 1/1 Florida	RV/--	L, 3-6
April 24	* at No. 1/1 Florida	RV/--	L, 1-3 (10)
April 26	SOUTH ALABAMA	--/	L, 1-2
April 28	at Mississippi Valley State	--/	W, 6-0
April 29	* No. 16/16 MISSOURI	--/	L, 5-8
April 30	* No. 16/16 MISSOURI	--/	L, 1-3
May 1	* No. 16/16 MISSOURI	--/	L, 2-9
May 6	* at No. 12/12 Kentucky	--/	L, 2-3 (9)
May 7	* at No. 12/12 Kentucky	--/	L, 0-1 (8)
May 8	* at No. 12/12 Kentucky	--/	L, 0-4
May 9	ALCORN STATE	--/	W, 8-0 (5)
May 11	@ No. 4/4 ALABAMA	--/	L, 5-7

! - Bulldog Kickoff Classic (Starkville, Miss.)

# - Mardi Gras Invitational (Mobile, Ala.)

\$ - Mississippi Gulf Coast Classic (Gulfport, Miss.)

% - Bulldog Stamboree (Starkville, Miss.)

&amp; - Louisville Slugger Invitational (Long Beach, Calif.)

@ - SEC Tournament (Starkville, Miss.)

\* - Southeastern Conference Game

\*Rankings are listed NFCA first and USA Softball/ESPN second.  
 NFCA data dates back to 1997. USA Softball data dates back to  
 2003. Prior to 1997, the highest available ranking is used.

## ANNUAL RESULTS

2017

36-22 Overall • 10-14 SEC

Home: 24-7 | Away: 7-11 | Neutral: 5-4

Head Coach: Vann Steudeman

## NCAA REGIONAL

DATE	OPPONENT	MSU RANK	RESULT
Feb. 10	! GEORGIA STATE	--/	W, 4-0
Feb. 10	! STEPHEN F. AUSTIN	--/	W, 2-0
Feb. 11	! WESTERN KENTUCKY	--/	L, 0-1
Feb. 11	! STEPHEN F. AUSTIN	--/	W, 2-1
Feb. 12	! GEORGIA STATE	--/	L, 1-3 (12)
Feb. 16	# vs. No. 21/RV Fresno State	--/	W, 4-1
Feb. 17	# vs. Cal State Fullerton	--/	L, 1-6
Feb. 17	# vs. Texas Tech	--/	W, 6-3
Feb. 18	# vs. Florida Gulf Coast	--/	W, 6-3
Feb. 24	\$ NORTH FLORIDA	--/	W, 7-5
Feb. 24	\$ EASTERN ILLINOIS	--/	W, 4-1
Feb. 25	\$ SOUTHERN ILLINOIS	--/	W, 5-2
Feb. 25	\$ NORTH FLORIDA	--/	W, 4-1
Feb. 26	\$ SOUTHERN ILLINOIS	--/	W, 6-2
Feb. 28	at Southeastern La.	--/	W, 9-1 (5)
Mar. 2	ALABAMA STATE	--/	W, 10-0 (5)
Mar. 3	% SAMFORD	--/	W, 6-1
Mar. 3	% UMASS	--/	W, 4-1
Mar. 4	% CENTRAL ARKANSAS	--/	W, 2-1
Mar. 4	% SAMFORD	--/	W, 6-5 (12)
Mar. 5	% CENTRAL ARKANSAS	--/	W, 8-0 (5)
Mar. 7	TROY	--/	W, 2-1
Mar. 10	* at No. 6/5 Texas A&M	--/	W, 5-2
Mar. 11	* at No. 6/5 Texas A&M	--/	L, 1-5
Mar. 12	* at No. 6/5 Texas A&M	--/	L, 1-3
Mar. 15	at Central Arkansas	RV/RV	W, 3-1
Mar. 17	* No. 11/8 ALABAMA	RV/RV	L, 3-11 (5)
Mar. 18	* No. 11/8 ALABAMA	RV/RV	W, 1-0
Mar. 19	* No. 11/8 ALABAMA	RV/RV	L, 0-3
Mar. 22	at No. 23/RV Ole Miss	RV/RV	L, 0-2
Mar. 24	& vs. Louisiana Tech	RV/RV	W, 5-4
Mar. 24	& at No. 13/12 Oklahoma	RV/RV	L, 3-5
Mar. 25	+ vs. UAB	RV/RV	W, 8-0 (6)
Mar. 28	at Southern Miss	--/	W, 3-2
Mar. 29	MISSISSIPPI VALLEY STATE	--/	W, 8-0 (6)
Mar. 31	* at No. 10/10 LSU	--/	L, 2-7
April 1	* at No. 10/10 LSU	--/	L, 0-1
April 2	* at No. 10/10 LSU	--/	L, 1-4
April 5	JACKSON STATE	--/RV	W, 14-0 (6)
April 7	* SOUTH CAROLINA	--/RV	L, 0-3
April 8	* SOUTH CAROLINA	--/RV	W, 6-4
April 9	* SOUTH CAROLINA	--/RV	W, 5-2
April 14	* at No. 19/19 Georgia	--/RV	W, 9-4
April 15	* at No. 19/19 Georgia	--/RV	L, 6-7
April 16	* at No. 19/19 Georgia	--/RV	W, 5-2
April 18	at Alcorn State	RV/RV	W, 6-0
April 22	* No. 24/RV ARKANSAS	RV/RV	W, 3-0
April 23	* No. 24/RV ARKANSAS	RV/RV	L, 4-5
April 24	* No. 24/RV ARKANSAS	RV/RV	W, 4-3
April 28	* at No. 9/10 Auburn	RV/RV	L, 2-4
April 29	* at No. 9/10 Auburn	RV/RV	L, 2-6
April 30	* at No. 9/10 Auburn	RV/RV	L, 3-6
May 5	* No. 16/18 KENTUCKY	RV/RV	W, 6-2
May 6	* No. 16/18 KENTUCKY	RV/RV	W, 5-3
May 7	* No. 16/18 KENTUCKY	RV/RV	L, 7-10 (11)
May 10	@ vs. No. 19/18 Ole Miss	RV/RV	L, 1-2
May 18	^ vs. No. 21/21 BYU	RV/RV	L, 0-8 (6)
May 19	^ vs. Fordham	RV/RV	L, 3-9

! - Bulldog Kickoff Classic (Starkville, Miss.)

# - Puerto Vallarta College Challenge (Puerto Vallarta, Mexico)

\$ - February Freezer (Starkville, Miss.)

% - Bulldog Slamboree (Starkville, Miss.)

&amp; - College Preview Tournament (Norman, Okla.)

+ - Played in Oklahoma City, Okla.

@ - SEC Tournament (Knoxville, Tenn.)

^ - NCAA Salt Lake City Regional (Salt Lake City, Utah)

\* - Southeastern Conference Game

2018

38-23 Overall • 7-17 SEC

Home: 24-10 | Away: 8-9 | Neutral: 6-4

Head Coach: Vann Steudeman

## NCAA REGIONAL

DATE	OPPONENT	RESULT
Feb. 9	! MISSISSIPPI VALLEY STATE	RV/-- W, 10-0 (5)
Feb. 9	! OMAHA	RV/-- W, 8-0 (5)
Feb. 11	! MISSOURI STATE	RV/-- W, 5-0
Feb. 11	! MISSISSIPPI VALLEY STATE	RV/-- W, 8-0 (6)
Feb. 15	UT MARTIN	RV/RV W, 3-0
Feb. 16	# MURRAY STATE	RV/RV W, 6-1
Feb. 16	# DRAKE	RV/RV L, 0-1 (8)
Feb. 17	# SOUTH ALABAMA	RV/RV W, 6-3
Feb. 18	# DRAKE	RV/RV W, 1-0
Feb. 20	Southeastern La.	RV/RV W, 3-2 (8)
Feb. 22	\$ vs. No. 17/15 Arizona State	RV/RV L, 1-3
Feb. 22	\$ vs. No. RV/23 Nebraska	RV/RV W, 9-0 (5)
Feb. 23	\$ vs. No. 18/16 Oklahoma State	RV/RV W, 9-4
Feb. 24	\$ vs. San Jose State	RV/RV W, 6-4
Feb. 24	\$ vs. Cal State Fullerton	RV/RV L, 1-4
Mar. 2	% LAMAR	RV/25 W, 6-3
Mar. 3	% MERCER	RV/25 W, 7-1
Mar. 3	% SAM HOUSTON STATE	RV/25 W, 9-0 (5)
Mar. 4	% SAM HOUSTON STATE	RV/25 W, 5-0
Mar. 7	BOSTON COLLEGE	RV/23 W, 4-3
Mar. 9	ILLINOIS	RV/23 W, 9-5
Mar. 9	ILLINOIS	RV/23 W, 12-1 (5)
Mar. 10	UMASS LOWELL	RV/23 W, 9-1 (6)
Mar. 11	UMASS LOWELL	RV/23 W, 11-0 (5)
Mar. 13	at Samford	21/20 W, 11-1 (5)
Mar. 14	at Memphis	21/20 W, 7-1
Mar. 16	* at Missouri	21/20 W, 4-0
Mar. 17	* at Missouri	21/20 L, 3-7
Mar. 18	* at Missouri	21/20 W, 6-3
Mar. 21	CENTRAL ARKANSAS	23/21 W, 7-0
Mar. 23	* No. 7/7 GEORGIA	23/21 L, 2-4
Mar. 24	* No. 7/7 GEORGIA	23/21 W, 5-4
Mar. 25	* No. 7/7 GEORGIA	23/21 L, 2-3
Mar. 27	at Alabama State	20/18 W, 11-0
Mar. 30	* at No. 23/RV Arkansas	20/18 L, 2-3
Mar. 31	* at No. 23/RV Arkansas	20/18 L, 0-6
April 1	* at No. 23/RV Arkansas	20/18 L, 2-8
April 7	* No. 10/10 TEXAS A&M	22/22 L, 1-3
April 7	* No. 10/10 TEXAS A&M	22/22 W, 4-3 (10)
April 8	* No. 10/10 TEXAS A&M	22/22 L, 1-4 (8)
April 10	ALCORN STATE	23/24 W, 11-0 (5)
April 15	* at Ole Miss	23/24 W, 5-0
April 15	* at Ole Miss	23/24 W, 6-0
April 16	* at Ole Miss	23/24 L, 6-7
April 17	MEMPHIS	19/22 W, 3-1
April 20	* No. 5/5 FLORIDA	19/22 L, 3-8
April 22	* No. 5/5 FLORIDA	19/22 L, 2-6
April 22	* No. 5/5 FLORIDA	19/22 L, 0-3
April 25	at Troy	23/25 W, 7-0
April 27	* at No. 14/13 South Carolina	23/25 L, 2-5
April 28	* at No. 14/13 South Carolina	23/25 L, 1-8
April 29	* at No. 14/13 South Carolina	23/25 L, 4-5
May 4	* No. 7/8 TENNESSEE	24/RV L, 4-7
May 5	* No. 7/8 TENNESSEE	24/RV W, 10-3
May 6	* No. 7/8 TENNESSEE	24/RV L, 3-6
May 9	@ vs. No. 14/13 Texas A&M	25/RV W, 2-0
May 10	@ vs. No. 12/14 South Carolina	25/RV L, 1-3
May 18	^ vs. North Dakota State	RV/RV L, 4-5
May 19	^ vs. St. Francis	RV/RV W, 11-5
May 19	^ vs. North Dakota State	RV/RV W, 12-0 (5)
May 20	^ at No. 9/10 Arizona	RV/RV L, 3-4

! - Bulldog Kickoff Classic (Starkville, Miss.)

# - February Freezer (Starkville, Miss.)

\$ - Mary Nutter Collegiate Classic (Palms Springs, Calif.)

% - Bulldog Slamboree (Starkville, Miss.)

@ - SEC Tournament (Columbia, Mo.)

^ - NCAA Tucson Regional (Tucson, Ariz.)

\* - Southeastern Conference Game

2019

35-23 Overall • 9-15 SEC

Home: 21-8 | Away: 8-11 | Neutral: 6-4

Head Coach: Vann Steudeman

## NCAA REGIONAL

DATE	OPPONENT	MSU RANK	RESULT
Feb. 8	! MIDDLE TENNESSEE	RV/RV	W, 8-2
Feb. 8	! STEPHEN F. AUSTIN	RV/RV	W, 3-0
Feb. 9	! VALPARAISO	RV/RV	W, 8-3
Feb. 9	! VALPARAISO	RV/RV	W, 10-0 (5)
Feb. 10	! STEPHEN F. AUSTIN	RV/RV	L, 0-1
Feb. 14	# vs. Southern Illinois	25/RV	L, 1-4
Feb. 14	# vs. No. 5/5 Washington	25/RV	L, 5-7
Feb. 15	# vs. Sacramento State	25/RV	W, 8-5
Feb. 16	# vs. UCF	25/RV	W, 11-3 (5)
Feb. 20	ALABAMA STATE	RV/RV	W, 3-1
Feb. 23	\$ GEORGIA TECH	RV/RV	W, 4-2
Feb. 24	\$ GEORGIA TECH	RV/RV	W, 9-0 (5)
Feb. 24	\$ SOUTHEASTERN LA.	RV/RV	W, 4-3 (9)
Feb. 25	\$ GEORGIA TECH	RV/RV	L, 4-6
Feb. 25	\$ ALCORN STATE	RV/RV	W, 6-0
Feb. 27	at Memphis	RV/RV	W, 10-7
Mar. 2	% vs. Kansas	RV/RV	W, 3-3
Mar. 2	% at Duke	RV/--	W, 3-2 (9)
Mar. 2	% vs. Ohio	RV/RV	L, 4-5
Mar. 5	UT MARTIN	RV/--	W, 9-1 (6)
Mar. 8	& MISSISSIPPI VALLEY STATE	RV/--	W, 15-0 (5)
Mar. 8	& LOUISIANA TECH	RV/--	W, 7-4
Mar. 10	& LOUISIANA TECH	RV/--	W, 5-4
Mar. 10	& MISSISSIPPI VALLEY STATE	RV/--	W, 3-0
Mar. 15	* at No. 15/18 Kentucky	RV/RV	L, 0-8 (5)
Mar. 16	* at No. 15/18 Kentucky	RV/RV	L, 8-9
Mar. 17	* at No. 15/18 Kentucky	RV/RV	L, 1-4
Mar. 22	* No. 17/13 AUBURN	RV/RV	W, 7-6
Mar. 23	* No. 17/13 AUBURN	RV/RV	L, 4-7 (8)
Mar. 24	* No. 17/13 AUBURN	RV/RV	L, 0-9 (5)
Mar. 26	at Central Arkansas	RV/RV	W, 4-3
Mar. 29	* at No. 4/4 Alabama	RV/RV	L, 2-3 (8)
Mar. 30	* at No. 4/4 Alabama	RV/RV	L, 2-8
Mar. 31	* at No. 4/4 Alabama	RV/RV	W, 12-9 (10)
April 3	vs. Jacksonville State	--/	W, 11-3 (6)
April 5	* No. 7/5 LSU	--/	W, 6-0
April 6	* No. 7/5 LSU	--/	L, 9-10
April 7	* No. 7/5 LSU	--/	L, 3-5
April 10	MEMPHIS	--/RV	W, 15-3 (5)
April 12	* at No. 9/8 Tennessee	--/RV	L, 0-4
April 13	* at No. 9/8 Tennessee	--/RV	L, 2-10 (5)
April 14	* at No. 9/8 Tennessee	--/RV	L, 2-9
April 16	at UAB	RV/--	W, 5-4
April 19	* No. 17/16 OLE MISS	RV/--	L, 0-21 (5)
April 19	* No. 17/16 OLE MISS	RV/--	W, 6-0
April 20	* No. 17/16 OLE MISS	RV/--	L, 1-3 (8)
April 26	* MISSOURI	--/	W, 8-3
April 27	* MISSOURI	--/	W, 6-3
April 28	* MISSOURI	--/	W, 10-2 (5)
May 3	* at No. 7/9 Florida	--/	W, 6-4
May 4	* at No. 7/9 Florida	--/	W, 4-2
May 4	* at No. 7/9 Florida	--/	L, 0-2
May 8	@ at Texas A&M	RV/RV	W, 3-2
May 9	@ vs. No. 17/19 Ole Miss	RV/RV	L, 4-9
May 17	^ vs. Seattle	--/RV	W, 5-3
May 18	^ at No. 2/2 Washington	--/RV	L, 1-6
May 18	^ vs. Seattle	--/RV	W, 7-3
May 19	^ at No. 2/2 Washington	--/RV	L, 0-8

! - Bulldog Kickoff Classic (Starkville, Miss.)

# - Puerto Vallarta Challenge (Puerto Vallarta, Mexico)

\$ - February Freezer (Starkville, Miss.)

% - Duke Invitational (Durham, N.C.)

&amp; - Bulldog Slamboree (Starkville, Miss.)

@ - SEC Tournament (College Station, Texas)

^ - NCAA Seattle Regional (Seattle, Wash.)

\* - Southeastern Conference Game

\*Rankings are listed NFCA first and USA Softball/ESPN second.  
 NFCA data dates back to 1997. USA Softball data dates back to  
 2003. Prior to 1997, the highest available ranking is used.



## ANNUAL RESULTS

**2020**

**25-3 Overall**

Home: 17-1 | Away: 1-0 | Neutral: 7-2

Head Coach: Samantha Ricketts

DATE	OPPONENT	MSU RANK	RESULT
Feb. 7	! vs. Missouri State	--/RV	W, 5-0
Feb. 7	! vs. U.S. Olympic Team (Exh.)	--/RV	L, 0-4
Feb. 8	! vs. Liberty	--/RV	W, 9-2
Feb. 8	! vs. Louisville	--/RV	W, 3-2 (8)
Feb. 9	! vs. NC State	--/RV	W, 9-0 (5)
Feb. 12	ALABAMA STATE	RV/RV	W, 16-2 (5)
Feb. 14	# TULSA	RV/RV	L, 1-2
Feb. 14	# NORTH ALABAMA	RV/RV	W, 6-0
Feb. 15	# TENNESSEE STATE	RV/RV	W, 3-0
Feb. 15	# NORTH ALABAMA	RV/RV	W, 9-1 (6)
Feb. 16	# TENNESSEE STATE	RV/RV	W, 4-0
Feb. 20	\$ vs. Oregon State	RV/24	W, 1-0
Feb. 20	\$ vs. No. 15/17 Oregon	RV/24	L, 2-7
Feb. 21	\$ vs. UC Riverside	RV/24	W, 6-3
Feb. 22	\$ vs. BYU	RV/24	L, 2-6
Feb. 22	\$ vs. San Diego State	RV/24	W, 10-4
Feb. 26	CENTRAL ARKANSAS	RV/RV	W, 6-3
Feb. 28	% UAB	RV/RV	W, 16-6 (5)
Feb. 29	% UAB	RV/RV	W, 5-0
Feb. 29	% ALCORN STATE	RV/RV	W, 8-1
Mar. 1	% ALCORN STATE	RV/RV	W, 9-1 (5)
Mar. 1	% UT MARTIN	RV/RV	W, 6-1
Mar. 2	UT MARTIN	RV/RV	W, 6-0
Mar. 6	& BRYANT	24/22	W, 5-1
Mar. 6	& MISSISSIPPI VALLEY STATE	24/22	W, 6-0
Mar. 7	& SOUTHEAST MISSOURI	24/22	W, 2-0
Mar. 7	& MISSISSIPPI VALLEY STATE	24/22	W, 20-3 (5)
Mar. 8	& SOUTHEAST MISSOURI	24/22	W, 2-0
Mar. 11	at Southern Miss	21/22	W, 7-2

! - NFCA Leadoff Classic (Clearwater, Fla.)

# - Bulldog Kickoff Classic (Starkville, Miss.)

\$ - Mary Nutter Collegiate Classic (Cathedral City, Calif.)

% - The Snowman (Starkville, Miss.)

& - Bulldog Stamboree (Starkville, Miss.)

\*The 2020 season was suspended on March 12 due to growing concerns over the global COVID-19 pandemic. The NCAA canceled the postseason for all winter and spring sports the same day. The Southeastern Conference canceled the remainder of its regular season and postseason on March 17.

**2021**

**35-25 Overall**

Home: 22-6 | Away: 9-17 | Neutral: 4-2

Head Coach: Samantha Ricketts

### NCAA REGIONAL

DATE	OPPONENT	MSU RANK	RESULT
Feb. 13	MIAMI (OHIO)	20/22	W, 10-9
Feb. 13	MIAMI (OHIO)	20/22	W, 10-3
Feb. 21	! STEPHEN F. AUSTIN	22/24	W, 4-2
Feb. 21	! SOUTHERN ILLINOIS	22/24	L, 5-6 (8)
Feb. 22	! MISSOURI STATE	22/24	W, 5-0
Feb. 22	! MISSISSIPPI VALLEY STATE	22/24	W, 10-1 (5)
Feb. 24	MISSISSIPPI VALLEY STATE	RV/25	W, 10-2 (6)
Feb. 26	# at Texas State	RV/25	L, 3-4
Feb. 26	# at Texas State	RV/25	W, 6-2
Feb. 27	# at No. 7/7 Texas	RV/25	L, 7-8
Feb. 27	# vs. Houston	RV/25	W, 3-0
Feb. 28	# at No. 23/21 Baylor	RV/25	L, 6-10
Mar. 3	at No. 3/2 Alabama	RV/RV	L, 0-4
Mar. 5	\$ BALL STATE	RV/RV	W, 8-3
Mar. 5	\$ ALCORN STATE	RV/RV	W, 16-0 (5)
Mar. 6	\$ WESTERN KENTUCKY	RV/RV	W, 10-0 (5)
Mar. 6	\$ ALCORN STATE	RV/RV	W, 6-5 (8)
Mar. 7	\$ WESTERN KENTUCKY	RV/RV	W, 5-4
Mar. 9	at Alabama State	RV/RV	W, 10-4
Mar. 10	MEMPHIS	RV/RV	W, 5-0
Mar. 13	* at Ole Miss	RV/RV	L, 0-6
Mar. 14	* at Ole Miss	RV/RV	L, 1-4
Mar. 15	* at Ole Miss	--/RV	L, 0-8 (5)
Mar. 19	* No. 5/5 FLORIDA	--/RV	L, 0-1
Mar. 20	* No. 5/5 FLORIDA	--/RV	L, 0-10
Mar. 21	* No. 5/5 FLORIDA	--/RV	L, 0-8 (5)
Mar. 26	* at No. 15/15 Arkansas	--/RV	L, 0-2
Mar. 27	* at No. 15/15 Arkansas	--/RV	L, 7-8
Mar. 28	* at No. 15/15 Arkansas	--/RV	L, 3-4
Mar. 31	at Southern Miss	--/--	W, 2-1 (9)
Apr. 3	at North Alabama	--/--	W, 9-7 (9)
Apr. 3	at North Alabama	--/--	W, 9-1 (5)
Apr. 5	at Southeastern La.	--/--	L, 4-6
Apr. 7	CENTRAL ARKANSAS	--/--	W, 4-3
Apr. 10	at Louisiana Tech	--/--	W, 2-0
Apr. 10	% vs. No. 1/1 Oklahoma	--/--	L, 0-9 (5)
Apr. 13	at Samford	--/--	W, 8-5
Apr. 14	SOUTHERN MISS	--/--	W, 3-2 (8)
Apr. 17	* at #18/19 Missouri*	--/--	L, 2-5
Apr. 17	* at #18/19 Missouri*	--/--	L, 3-4
Apr. 18	* at #18/19 Missouri*	--/--	L, 5-6
Apr. 20	JACKSON STATE	--/--	W, 8-0 (5)
Apr. 20	JACKSON STATE	--/--	W, 10-3
Apr. 23	* TEXAS A&M	--/--	L, 5-7
Apr. 24	* TEXAS A&M	--/--	W, 8-1
Apr. 25	* TEXAS A&M	--/--	L, 1-8
Apr. 30	* at South Carolina*	--/--	L, 7-8
May 1	* at South Carolina*	--/--	W, 6-2
May 2	* at South Carolina*	--/--	W, 7-1
May 5	* No. 17/15 TENNESSEE	--/--	W, 2-1
May 5	* No. 17/15 TENNESSEE	--/--	W, 6-2
May 7	* No. 22/24 Georgia	--/--	W, 4-2
May 8	* No. 22/24 Georgia	--/--	W, 4-2
May 9	* No. 22/24 Georgia	--/--	W, 4-3
May 12	@ vs. No. RV/24 Ole Miss	RV/--	W, 3-1
May 13	@ vs. No. 4/4 Florida	RV/--	L, 2-6
May 21	^ vs. Boston University	RV/RV	W, 3-1
May 22	^ at No. 7/5 Oklahoma State	RV/RV	L, 3-9
May 22	^ vs. Campbell	RV/RV	W, 12-0 (5)
May 23	^ at No. 7/5 Oklahoma State	RV/RV	L, 2-10 (5)

! - The Snowman (Starkville, Miss.)

# - Lone Star State Invitational (Various Sites)

\$ - Bulldog Invitational (Starkville, Miss.)

% - Played in Ruston, La.

@ - SEC Tournament (Tuscaloosa, Ala.)

^ - NCAA Stillwater Regional (Stillwater, Okla.)

\* - Southeastern Conference Game

\*Rankings are listed NFCA first and USA Softball/ESPN second. NFCA data dates back to 1997. USA Softball data dates back to 2003. Prior to 1997, the highest available ranking is used.

## SERIES HISTORIES

SERIES OPPONENT	LAST WIN (SCORE)	LAST LOSS (SCORE)	ALL-TIME RECORD	CURRENT STREAK	LONGEST MSU STREAK	HOME	AWAY	NEUTRAL	EXTRA INNINGS	POST SEASON
Akron	--	4/13/85 (0-2)	0-1	L1	--	--	--	0-1	--	--
<b>ALABAMA</b>	<b>3/31/19 (12-9 [10])</b>	<b>3/3/21 (0-4)</b>	<b>12-62</b>	<b>L1</b>	<b>W2</b>	<b>7-25</b>	<b>4-31</b>	<b>1-6</b>	<b>3-5</b>	<b>0-6</b>
Alabama A&M	2/13/16 (2-1)	--	3-0	W3	W3	3-0	--	--	--	--
<b>ALABAMA STATE</b>	<b>3/9/21 (10-4)</b>	--	<b>7-0</b>	<b>W7</b>	<b>W7</b>	<b>3-0</b>	<b>2-0</b>	<b>2-0</b>	--	--
<b>ALCORN STATE</b>	<b>3/6/21 (6-5 [8])</b>	--	<b>12-0</b>	<b>W12</b>	<b>W12</b>	<b>10-0</b>	<b>1-0</b>	<b>1-0</b>	<b>1-0</b>	--
Arizona	2/9/02 (7-1)	5/20/18 (3-4)	1-3	L3	W1	1-1	1-1	--	--	1-1
Arizona State	2/22/02 (2-1)	2/22/18 (1-3)	1-3	L3	W1	--	0-1	1-2	--	0-1
Arkansas	4/24/17 (4-3)	3/28/21 (3-4)	38-32	L6	W6	21-11	16-19	1-2	3-2	1-2
Arkansas State	4/10/86 (9-0)	--	6-0	W6	W6	3-0	2-0	1-0	--	--
<b>AUBURN</b>	<b>3/22/19 (7-6)</b>	<b>3/24/19 (0-9 [5])</b>	<b>32-34</b>	<b>L2</b>	<b>W9</b>	<b>18-15</b>	<b>13-18</b>	<b>1-1</b>	<b>2-4</b>	<b>1-1</b>
Austin Peay	2/7/15 (8-0 [5])	--	7-0	W7	W7	5-0	--	2-0	--	--
Ball State	3/5/21 (8-3)	--	1-0	W1	W1	1-0	--	--	--	--
Baylor	--	2/28/21 (6-10)	0-7	L7	--	--	0-3	0-4	0-1	0-2
<b>BELMONT</b>	<b>2/13/02 (2-0)</b>	<b>2/23/13 (3-4)</b>	<b>5-1</b>	<b>L1</b>	<b>W5</b>	<b>5-0</b>	--	<b>0-1</b>	--	--
Birmingham Southern	3/19/03 (4-0)	--	2-0	W2	W2	2-0	--	--	--	--
Boston College	3/7/18 (4-3)	--	1-0	W1	W1	1-0	--	--	--	--
Boston University	5/21/21 (3-1)	--	2-0	W2	W2	--	--	2-0	--	1-0
Bowling Green	2/25/11 (3-2)	--	3-0	W3	W3	--	--	3-0	1-0	--
Bradley	2/7/04 (7-1)	3/18/86 (0-6)	3-1	W2	W2	3-1	--	--	--	--
Bryant	3/6/20 (5-1)	--	1-0	W1	W1	1-0	--	--	--	--
BYU	2/15/07 (1-0)	2/22/20 (2-6)	2-3	L3	W2	--	0-1	2-2	0-1	0-2
Butler	2/19/11 (2-0)	--	1-0	W1	W1	1-0	--	--	--	--
California	2/10/08 (4-1 [9])	5/15/09 (3-8)	2-4	L1	W2	--	--	2-4	1-0	0-2
Cat Poly	--	2/26/98 (2-5 [8])	0-1	L1	--	--	--	0-1	0-1	--
Cat State Fullerton	2/25/05 (5-4 [8])	2/24/18 (1-4)	1-6	L4	W1	--	--	1-6	1-0	--
Cat State Northridge	2/8/08 (4-2)	3/14/10 (6-13)	1-1	L1	W1	--	--	1-1	--	--
Campbell	5/22/21 (12-0 [5])	--	1-0	W1	W1	--	--	1-0	--	1-0
Carthage College	3/20/82 (6-1)	3/20/82 (13-16)	1-1	L1	W1	1-1	--	--	--	--
Centenary (LA)	2/7/99 (4-1)	--	1-0	W1	W1	--	1-0	--	--	--
<b>CENTRAL ARKANSAS</b>	<b>4/7/21 (4-3)</b>	<b>3/23/16 (0-1)</b>	<b>9-1</b>	<b>W7</b>	<b>W7</b>	<b>7-1</b>	<b>2-0</b>	--	--	--
Central Michigan	--	3/7/02 (0-2)	0-1	L1	--	--	--	0-1	--	--
Central Oklahoma	4/18/86 (3-2)	--	1-0	W1	W1	--	--	1-0	--	--
Charleston Southern	3/15/13 (12-4)	--	3-0	W3	W3	2-0	1-0	--	--	--
Chattanooga	3/4/16 (4-0)	3/3/07 (3-11)	8-1	W1	W7	4-0	2-1	2-0	--	1-0
Coastal Carolina	3/12/03 (10-2)	3/12/03 (6-7)	2-1	L1	W2	--	--	2-1	--	--
College of Charleston	3/14/13 (12-1)	--	2-0	W2	W2	--	2-0	--	--	--
College of New Jersey	--	3/16/83 (0-5)	0-1	L1	--	--	--	0-1	--	--
Colorado State	2/23/03 (5-3)	3/12/10 (5-6 [8])	2-2	L1	W2	1-0	--	1-2	1-0	--
Columbia	3/3/12 (12-4)	--	2-0	W2	W2	2-0	--	--	--	--
Delta State	4/6/99 (7-1)	--	6-0	W6	W6	4-0	--	2-0	--	--
DePaul	--	2/25/12 (2-3)	0-1	L1	--	--	--	0-1	--	--
Drexel	2/18/01 (4-1)	--	1-0	W1	W1	1-0	--	--	--	--
Drake	2/18/18 (1-0)	2/16/18 (0-1 [8])	1-1	W1	W1	1-1	--	--	0-1	--
Duke	3/2/19 (3-2 [9])	--	1-0	W1	W1	--	1-0	--	1-0	--
East Tennessee State	3/13/10 (9-0)	--	3-0	W3	W3	2-0	--	1-0	--	--
Eastern Connecticut	--	3/15/83 (1-2)	0-1	L1	--	--	--	0-1	--	--
Eastern Illinois	2/24/17 (4-1)	--	2-0	W2	W2	2-0	--	--	--	--
Eastern Michigan	3/20/86 (1-0)	--	1-0	W1	W1	--	--	1-0	--	--
Evansville	2/21/09 (7-0)	2/19/99 (2-3 [8])	3-1	W2	W2	2-1	--	1-0	1-1	--
Fairleigh Dickinson	3/15/83 (21-6)	--	1-0	W1	W1	--	--	1-0	--	--
<b>FLORIDA</b>	<b>5/4/19 (4-2)</b>	<b>5/13/21 (2-6)</b>	<b>21-42</b>	<b>L5</b>	<b>W7</b>	<b>8-20</b>	<b>10-20</b>	<b>3-2</b>	<b>0-3</b>	<b>0-1</b>
Florida A&M	3/4/05 (4-2)	3/5/98 (3-8)	5-1	W1	W4	2-0	--	3-1	--	--
Florida Atlantic	2/13/14 (5-0)	5/21/04 (0-1)	3-3	W2	W2	--	2-0	1-2	--	--
Florida Gulf Coast	2/18/17 (6-3)	3/5/09 (3-8)	1-1	W1	W1	--	--	1-1	--	--
Florida International	5/15/03 (4-2)	--	2-0	W2	W2	--	--	2-0	--	1-0
Florida State	3/12/11 (8-7)	5/17/13 (2-5)	7-7	L1	W4	0-2	3-3	4-2	1-1	0-1
Fordham	3/2/13 (8-0)	5/19/17 (3-9)	2-1	L1	W2	1-0	--	1-1	1-0	0-1
Fresno State	2/16/17 (4-1)	3/14/10 (3-11 [5])	1-3	W1	W1	--	0-1	1-2	--	--
<b>FURMAN</b>	<b>-- FIRST MEETING</b>	--	--	--	--	--	--	--	--	--
George Mason	--	3/16/84 (8-13)	0-1	L1	--	--	--	0-1	--	--
Georgetown	3/13/10 (7-6)	--	3-0	W3	W3	2-0	--	1-0	--	--
Georgia	5/9/21 (4-3)	3/25/18 (2-3)	30-32	W3	W9	16-14	12-15	2-3	7-0	1-3
Georgia Southern	2/11/16 (6-0)	--	8-0	W8	W8	3-0	2-0	3-0	2-0	--
Georgia State	2/10/17 (4-0)	2/12/17 (1-3 [12])	5-2	L1	W2	4-1	--	0-1	0-1	--
<b>GEORGIA TECH</b>	<b>2/24/19 (9-0 [5])</b>	<b>2/25/19 (4-6)</b>	<b>11-3</b>	<b>L1</b>	<b>W6</b>	<b>7-1</b>	<b>3-2</b>	<b>1-0</b>	<b>1-0</b>	--
Grambling State	4/20/85 (11-1)	--	3-0	W3	W3	--	2-0	1-0	--	--
Hawaii	3/6/09 (14-11)	5/17/08 (4-7)	1-3	W1	W1	--	1-0	0-3	0-2	--
Hofstra	3/1/13 (9-1)	2/26/10 (1-2)	3-1	W1	W2	--	--	3-1	--	--
Houston	2/27/21 (3-0)	5/6/13 (5-6)	3-2	W3	W3	3-0	0-2	--	--	--
Idaho State	--	3/27/82 (0-8)	0-1	L1	--	--	--	0-1	--	--
Illinois	3/9/18 (12-1 [5])	2/15/15 (3-4)	3-1	W2	W2	3-1	--	--	--	--
Illinois-Chicago	2/13/11 (5-2)	2/11/11 (4-5)	3-1	W1	W2	--	--	3-1	--	--
Illinois State	2/28/10 (9-3)	4/15/83 (0-2)	1-1	W1	W1	--	--	1-1	--	--
Incarinate Word	2/27/16 (6-0)	--	1-0	W1	W1	--	--	1-0	--	--
Indiana State	3/6/07 (2-1)	--	1-0	W1	W1	1-0	--	--	--	--
Iona	2/7/09 (10-0)	--	1-0	W1	W1	1-0	--	--	--	--
Iowa	2/23/14 (9-1)	3/5/98 (2-4)	4-2	W4	W4	3-0	--	1-2	1-0	--
Iowa State	2/9/07 (9-3)	2/10/07 (3-8)	1-2	L1	W1	1-1	--	0-1	--	--
Jackson State	4/20/21 (10-3)	--	11-0	W11	W11	9-0	2-0	--	--	--

## SERIES HISTORIES

SERIES OPPONENT	LAST WIN (SCORE)	LAST LOSS (SCORE)	ALL-TIME RECORD	CURRENT STREAK	LONGEST MSU STREAK	HOME	AWAY	NEUTRAL	EXTRA INNINGS	POST SEASON
Jacksonville	2/11/06 (8-0)	--	2-0	W2	W2	--	--	2-0	--	--
<b>JACKSONVILLE STATE</b>	<b>4/3/19 (11-3 [6])</b>	<b>2/16/03 (1-9)</b>	<b>11-3</b>	<b>W5</b>	<b>W5</b>	<b>7-1</b>	<b>2-0</b>	<b>2-2</b>	<b>0-1</b>	<b>--</b>
Kansas	3/2/19 (6-3)	3/3/02 (3-4)	1-2	W1	W1	--	--	1-2	--	--
<b>KENTUCKY</b>	<b>5/6/17 (5-3)</b>	<b>3/17/19 (1-4)</b>	<b>30-29</b>	<b>L4</b>	<b>W11</b>	<b>19-8</b>	<b>11-19</b>	<b>0-2</b>	<b>5-5</b>	<b>0-1</b>
Kennesaw State	2/10/07 (6-0)	3/11/14 (1-2 [8])	2-3	L3	W1	2-1	0-2	--	--	--
Kent State	--	3/12/82 (8-9)	0-2	L2	--	--	--	0-2	--	--
Kentucky Wesleyan	3/8/86 (11-2)	--	6-0	W6	W6	4-0	2-0	--	--	--
Lamar	3/2/18 (6-3)	--	2-0	W2	W2	2-0	--	--	--	--
Liberty	2/8/20 (9-2)	--	1-0	W1	W1	--	--	1-0	--	--
Lincoln College	4/27/85 (7-4)	--	1-0	W1	W1	--	--	1-0	--	--
Lipscomb	3/31/15 (1-0)	--	3-0	W3	W3	1-0	1-0	1-0	1-0	--
Long Island	2/15/14 (1-0 [11])	--	3-0	W3	W3	--	--	3-0	1-0	--
Long Beach State	3/11/06 (13-2)	3/12/16 (1-5)	1-1	L1	W1	--	0-1	1-0	--	--
<b>LONGWOOD</b>	<b>3/5/16 (3-1)</b>	--	<b>1-0</b>	<b>W1</b>	<b>W1</b>	<b>1-0</b>	--	--	--	--
Louisiana	4/7/86 (5-1)	2/13/13 (1-9)	3-12	L6	W2	1-5	2-5	0-2	--	0-1
<b>LOUISIANA MONROE</b>	<b>2/19/10 (4-0)</b>	<b>4/11/00 (1-2)</b>	<b>12-6</b>	<b>W6</b>	<b>W6</b>	<b>8-2</b>	<b>3-4</b>	<b>1-0</b>	<b>2-0</b>	<b>--</b>
<b>LSU</b>	<b>4/5/19 (6-0)</b>	<b>4/7/19 (3-5)</b>	<b>10-60</b>	<b>L2</b>	<b>W3</b>	<b>8-29</b>	<b>2-29</b>	<b>0-2</b>	<b>1-7</b>	<b>0-2</b>
Louisiana Tech	4/10/21 (2-0)	4/25/97 (2-5)	14-9	W14	W14	11-7	2-2	1-0	1-0	--
Louisville	2/8/20 (3-2 [8])	--	1-0	W1	--	--	--	1-0	1-0	--
<b>LOYOLA MARYMOUNT</b>	<b>-- FIRST MEETING</b>	--	--	--	--	--	--	--	--	--
Luther College	3/23/84 (3-2)	3/23/84 (4-6)	1-1	L1	W1	1-1	--	--	--	--
Maine	3/23/85 (7-0)	--	1-0	W1	W1	--	--	1-0	--	--
Marshall	3/30/14 (9-1)	--	3-0	W3	W3	3-0	--	--	--	--
Maryland	2/27/15 (6-2)	--	4-0	W4	W4	--	--	4-0	--	--
McNeese State	2/28/16 (3-0)	2/26/16 (4-8)	3-1	W1	W2	1-0	--	2-1	--	--
<b>MEMPHIS</b>	<b>3/10/21 (5-0)</b>	--	<b>11-0</b>	<b>W11</b>	<b>W11</b>	<b>6-0</b>	<b>3-0</b>	<b>2-0</b>	--	--
Mercer	3/3/18 (7-1)	2/25/11 (5-6)	3-1	W1	W2	1-0	1-0	1-1	--	--
Miami (Ohio)	2/13/21 (10-3)	--	5-0	W5	W5	2-0	--	3-0	--	--
Michigan	2/22/02 (3-2)	2/26/12 (1-3)	1-7	L3	W1	0-2	--	1-5	0-1	--
Michigan State	3/9/01 (6-2)	3/22/84 (1-6)	2-2	W2	W2	1-2	--	1-0	--	--
<b>MIDDLE TENNESSEE</b>	<b>2/8/19 (8-2)</b>	<b>3/17/05 (5-6)</b>	<b>6-1</b>	<b>W5</b>	<b>W5</b>	<b>4-0</b>	<b>1-1</b>	<b>1-0</b>	--	--
Minnesota	--	3/27/15 (0-5)	0-1	L1	--	--	--	0-1	--	--
Miss. Univ. for Women	4/4/86 (10-0)	4/23/85 (1-5)	7-2	W3	W4	4-1	2-1	1-0	--	--
<b>MISSISSIPPI VALLEY STATE</b>	<b>2/24/21 (10-2 [6])</b>	<b>4/18/07 (3-5)</b>	<b>37-1</b>	<b>W29</b>	<b>W29</b>	<b>29-0</b>	<b>6-1</b>	<b>2-0</b>	<b>1-0</b>	<b>1-0</b>
<b>MISSOURI</b>	<b>4/28/19 (10-2 [5])</b>	<b>4/18/21 (5-6)</b>	<b>7-14</b>	<b>L3</b>	<b>W4</b>	<b>4-6</b>	<b>3-6</b>	<b>0-2</b>	--	<b>0-1</b>
Missouri State	2/22/21 (5-0)	3/7/86 (3-10)	4-3	W3	W2	4-3	--	--	--	--
Monmouth	3/11/03 (9-1)	--	1-0	W1	W1	--	--	1-0	--	--
Mount St. Mary's	3/7/09 (6-1)	--	1-0	W1	W1	--	--	1-0	--	--
Murray State	2/16/18 (6-1)	--	2-0	W2	W2	2-0	--	--	--	--
NC State	2/9/20 (9-0 [5])	2/27/10 (3-4)	3-2	W1	W2	1-1	--	2-1	--	--
Nebraska	2/22/18 (9-0 [5])	2/24/07 (6-7)	1-3	W1	W1	--	0-1	1-0	--	0-1
Nevada	2/21/03 (7-0)	--	1-0	W1	W1	--	--	1-0	--	--
New Mexico	3/15/97 (7-2)	--	2-0	W2	W2	--	--	2-0	--	--
New Mexico State	2/9/02 (7-6 [8])	--	3-0	W3	W3	--	--	3-0	--	--
Nicholls State	3/1/14 (7-0)	--	3-7	W2	W2	1-3	0-2	2-2	0-1	--
<b>NORTH ALABAMA</b>	<b>4/3/21 (9-1)</b>	--	<b>4-0</b>	<b>W4</b>	<b>W4</b>	<b>2-0</b>	<b>2-0</b>	--	<b>1-0</b>	--
North Carolina	3/8/02 (8-3)	3/13/11 (2-8)	2-3	L3	W2	--	--	2-3	--	--
North Dakota State	5/19/18 (12-0 [5])	5/18/18 (4-5)	1-1	W1	W1	--	--	1-1	--	1-1
North Florida	2/25/17 (4-1)	--	2-0	W2	W2	2-0	--	--	--	--
North Texas	4/19/86 (6-3)	--	1-0	W1	W1	--	--	1-0	--	--
Northern Illinois	--	2/23/97 (1-2)	0-1	L1	--	--	--	0-1	--	--
Northern Kentucky	2/8/14 (6-1)	--	2-0	W2	W2	2-0	--	--	--	--
Northwestern State	2/24/06 (5-2)	3/4/16 (0-1)	8-5	L2	W5	5-3	2-2	1-0	--	1-0
Notre Dame	3/1/15 (6-1)	3/15/97 (3-8)	1-1	W1	W1	--	--	1-1	--	--
Oakland	2/27/02 (10-1)	--	2-0	W2	W2	2-0	--	--	--	--
Ohio	3/2/14 (2-1)	3/2/19 (4-5)	1-1	L1	W1	--	--	1-1	--	--
Ohio State	3/21/86 (3-2)	2/27/09 (0-7)	1-3	L2	W1	--	--	1-3	--	--
<b>OKLAHOMA</b>	<b>--</b>	<b>4/10/21 (0-9 [5])</b>	<b>0-4</b>	<b>L4</b>	<b>--</b>	<b>--</b>	<b>--</b>	<b>0-4</b>	--	--
Oklahoma City	--	4/19/96 (2-3)	0-1	L1	--	--	--	0-1	--	--
Oklahoma State	2/23/18 (9-4)	5/23/21 (2-10 [5])	1-5	L2	W1	--	0-2	1-3	--	0-2
<b>OLE MISS</b>	<b>5/12/21 (3-1)</b>	<b>3/15/21 (0-8 [5])</b>	<b>43-33</b>	<b>W1</b>	<b>W9</b>	<b>24-10</b>	<b>18-17</b>	<b>1-6</b>	<b>4-5</b>	<b>1-2</b>
Omaha	2/9/18 (8-0 [5])	3/26/82 (0-8)	1-1	W1	W1	1-0	--	0-1	--	--
Oregon	2/8/08 (3-0)	2/20/20 (2-7)	1-1	L1	W1	--	--	1-1	--	--
Oregon State	2/20/20 (1-0)	3/6/09 (0-2)	3-4	W3	W3	--	--	3-4	1-1	--
Pacific	5/18/07 (7-1)	5/19/07 (10-12)	1-2	L1	W1	--	--	1-2	--	1-1
Penn State	3/8/16 (9-3)	2/24/01 (5-6)	5-2	W4	W4	4-0	--	1-2	--	--
Pittsburgh	3/2/03 (5-4)	2/27/04 (2-3)	1-1	L1	W1	--	--	1-1	1-0	--
Portland State	--	5/18/12 (0-2)	0-1	L1	--	--	--	0-1	--	0-1
Purdue	2/13/09 (4-3)	2/27/11 (0-5)	3-1	L1	W3	2-0	--	1-1	--	--
Purdue-Fort Wayne	2/22/03 (5-1)	--	1-0	W1	W1	--	--	1-0	--	--
Radford	--	3/8/09 (1-3)	0-1	L1	--	--	--	0-1	--	--
Rhode Island	--	3/16/83 (5-9)	0-1	L1	--	--	--	0-1	--	--
Rutgers	2/20/09 (6-0)	--	1-0	W1	W1	1-0	--	--	--	--
Sacramento State	2/15/19 (8-5)	--	1-0	W1	W1	--	--	1-0	--	--
Saint Francis (PA)	5/19/18 (11-5)	--	2-0	W2	W2	--	--	2-0	--	1-0
Saint Louis	2/7/15 (3-2)	--	2-0	W2	W2	2-0	--	--	--	--
Saint Mary (NE)	3/29/86 (11-1)	--	1-0	W1	W1	1-0	--	--	--	--
Saint Mary's (CA)	--	3/14/97 (1-2)	0-1	L1	--	--	--	0-1	--	--
Sam Houston State	3/4/18 (5-0)	--	2-0	W2	W2	2-0	--	--	--	--



## SERIES HISTORIES

SERIES OPPONENT	LAST WIN (SCORE)	LAST LOSS (SCORE)	ALL-TIME RECORD	CURRENT STREAK	LONGEST MSU STREAK	HOME	AWAY	NEUTRAL	EXTRA INNINGS	POST SEASON
<b>SAMFORD</b>	<b>4/13/21 (8-5)</b>	<b>4/4/07 (0-3)</b>	<b>21-2</b>	<b>W9</b>	<b>W9</b>	<b>12-1</b>	<b>7-1</b>	<b>2-0</b>	<b>3-0</b>	--
San Diego State	2/22/20 (10-4)	2/15/04 (1-2)	2-2	W2	W2	--	0-2	2-0	0-1	--
San Jose State	2/24/18 (6-4)	--	1-0	W1	W1	--	--	1-0	--	--
Santa Clara	3/5/09 (11-3)	--	1-0	W1	W1	--	--	1-0	--	--
Seattle	5/18/19 (7-3)	--	2-0	W2	W2	--	--	2-0	--	2-0
Seton Hall	2/23/07 (23-0)	--	1-0	W1	W1	--	--	1-0	--	--
Siena	3/14/98 (6-0)	--	2-0	W2	W2	2-0	--	--	--	--
SIU-Edwardsville	2/20/16 (7-4)	2/17/12 (4-5)	5-1	W3	W3	3-1	--	2-0	--	--
<b>SOUTH ALABAMA</b>	<b>2/17/18 (6-3)</b>	<b>4/26/16 (1-2)</b>	<b>4-5</b>	<b>W1</b>	<b>W2</b>	<b>2-3</b>	<b>2-2</b>	--	<b>1-0</b>	--
South Carolina	5/2/21 (7-1)	4/30/21 (7-8)	32-33	W2	W7	14-13	14-14	4-6	5-4	3-4
South Florida	2/12/06 (4-2)	2/14/12 (0-1)	2-3	L1	W2	--	2-2	0-1	--	--
Southeast Missouri	3/8/20 (2-0)	4/3/84 (0-2)	5-1	W5	W5	4-0	--	1-1	--	--
Southeastern La.	2/24/19 (4-3 [9])	4/5/21 (4-6)	8-1	L1	W8	5-0	3-1	--	2-0	--
Southern	3/31/10 (4-1)	--	1-0	W1	W1	1-0	--	--	--	--
<b>SOUTHERN ILLINOIS</b>	<b>2/26/17 (6-2)</b>	<b>2/21/21 (5-6)</b>	<b>7-5</b>	<b>L2</b>	<b>W5</b>	<b>7-4</b>	--	<b>0-1</b>	<b>0-1</b>	--
<b>SOUTHERN MISS</b>	<b>4/14/21 (3-2 [8])</b>	<b>4/6/11 (4-14)</b>	<b>39-12</b>	<b>W9</b>	<b>W9</b>	<b>17-7</b>	<b>19-2</b>	<b>3-3</b>	<b>2-2</b>	--
Stanford	3/3/00 (2-1)	3/9/02 (0-7)	1-2	L2	W1	--	--	1-2	1-0	--
Stephen F. Austin	2/21/21 (4-2)	2/10/10 (0-1)	6-2	W1	W5	6-1	--	0-1	--	--
Stony Brook	5/17/08 (8-3)	--	1-0	W1	W1	--	--	1-0	--	1-0
Syracuse	3/3/13 (4-1)	--	5-0	W5	W5	--	--	5-0	--	--
Temple	3/9/02 (6-0)	--	2-0	W2	W2	1-0	--	1-0	--	--
<b>TENNESSEE</b>	<b>5/5/21 (6-2)</b>	<b>4/14/19 (2-9)</b>	<b>20-42</b>	<b>W2</b>	<b>W5</b>	<b>9-19</b>	<b>10-21</b>	<b>1-2</b>	<b>1-2</b>	<b>1-2</b>
Tennessee State	2/16/20 (4-0)	--	6-0	W6	W6	4-0	--	2-0	--	--
Tennessee Tech	2/13/16 (11-4)	2/18/05 (3-5)	9-2	W3	W5	7-1	1-0	1-1	1-0	--
Texas	--	2/27/21 (7-8)	0-6	L6	--	--	0-3	0-3	0-1	0-4
Texas A&M	4/24/21 (8-1)	4/25/21 (1-8)	11-12	L1	W2	5-5	3-6	3-1	1-1	2-0
Texas A&M-CC	5/21/05 (2-1 [8])	--	3-0	W3	W3	--	1-0	2-0	1-0	2-0
Texas Southern	5/17/14 (5-3)	--	1-0	W1	W1	--	--	1-0	--	1-0
Texas State	2/26/21 (6-2)	2/26/21 (3-4)	5-2	W1	W2	--	1-1	4-1	--	--
Texas Tech	2/17/17 (6-3)	3/9/01 (0-1)	2-1	W2	W2	0-1	--	2-0	--	--
Toledo	3/2/07 (3-2)	3/1/86 (0-2)	1-1	W1	W1	--	--	1-1	--	--
Troy	4/25/18 (7-0)	--	9-0	W9	W9	5-0	3-0	1-0	--	--
Truman State	--	4/2/82 (2-3)	0-1	L1	--	--	--	0-1	--	--
Tulsa	2/19/05 (4-2)	2/14/20 (1-2)	3-2	L1	W3	2-0	--	1-2	--	--
UAB	2/29/20 (5-0)	3/29/16 (2-3)	18-6	W4	W10	11-4	6-2	1-0	0-1	--
UC Davis	--	2/16/07 (1-2)	0-1	L1	--	--	--	0-1	--	--
UC Riverside	2/21/20 (6-3)	2/12/11 (6-7)	2-1	W1	W1	--	--	2-1	--	--
UC Santa Barbara	3/11/16 (5-2)	3/1/08 (2-5 [8])	2-3	W1	W1	--	0-1	2-2	0-2	--
UCF	2/16/19 (11-3 [5])	--	1-0	W1	W1	--	--	1-0	--	--
<b>UCLA</b>	--	<b>3/12/06 (0-3)</b>	<b>0-3</b>	<b>L3</b>	--	--	--	<b>0-3</b>	--	--
UConn	--	2/23/02 (3-6)	0-1	L1	--	--	--	0-1	--	--
UMass	3/3/17 (4-1)	2/26/10 (6-7)	4-1	W1	W3	1-0	--	3-1	0-1	--
UMass Lowell	3/11/18 (11-1 [5])	--	2-0	W2	W2	2-0	--	--	--	--
UNLV	2/13/99 (9-1)	2/11/11 (9-10 [9])	1-3	L3	W1	--	0-3	1-0	1-0	--
UT Arlington	--	4/18/86 (2-3)	0-2	L2	--	--	0-1	0-1	--	--
<b>UT MARTIN</b>	<b>3/2/20 (6-0)</b>	--	<b>7-0</b>	<b>W7</b>	<b>W7</b>	<b>5-0</b>	--	<b>2-0</b>	<b>1-0</b>	--
UTSA	2/28/14 (6-0)	--	1-0	W1	W1	--	--	1-0	--	--
Utah	2/26/05 (10-3)	3/8/01 (2-3)	2-4	W1	W1	--	--	2-4	0-1	1-1
Utah State	2/17/07 (6-3)	--	3-0	W3	W3	--	--	3-0	--	--
Valparaiso	2/9/19 (10-0 [5])	--	2-0	W2	W2	2-0	--	--	--	--
Villanova	2/28/04 (3-1)	--	1-0	W1	W1	--	--	1-0	--	--
Virginia	2/29/04 (5-0)	--	1-0	W1	W1	--	--	1-0	--	--
Virginia Tech	--	3/5/05 (3-4)	0-1	L1	--	--	--	0-1	--	--
Washington	3/3/06 (3-0)	5/19/19 (0-8)	1-7	L5	W1	--	0-1	1-6	--	0-4
Weber State	5/16/15 (2-0)	--	1-0	W1	W1	--	--	1-0	--	1-0
West Florida	3/20/86 (4-0)	--	1-0	W1	W1	--	--	1-0	--	--
West Georgia	3/30/85 (12-2)	--	2-0	W2	W2	1-0	--	1-0	--	--
Western Illinois	3/23/85 (5-3)	3/19/84 (0-1)	1-2	W1	W1	0-2	--	1-0	0-2	--
Western Kentucky	3/7/21 (5-4)	2/11/17 (0-1)	5-3	W2	W2	4-1	--	1-2	--	--
Western Michigan	3/6/98 (5-1)	--	1-0	W1	W1	--	--	1-0	--	--
Wichita State	2/23/13 (4-0)	--	1-0	W1	W1	1-0	--	--	--	--
William Woods	--	4/13/84 (0-1)	0-1	L1	--	--	--	0-1	--	--
Winthrop	2/17/01 (14-2)	--	2-0	W2	W2	2-0	--	--	--	--
Wisconsin	2/7/03 (9-2)	--	1-0	W1	W1	--	--	1-0	--	--
Wright State	3/6/10 (7-2)	--	3-0	W3	W3	3-0	--	--	--	--

\* BOLD CAPS DENOTES 2022 SCHEDULED OPPONENT

## SEC SERIES HISTORIES

### ALABAMA 12-62

HOME: 7-25 | AWAY: 4-31 | NEUTRAL: 1-6

CURRENT STREAK: Lost 1 | MSU RUNS: 193 | UA RUNS: 436

DATE	LOCATION	RESULT
4/18/97	Tuscaloosa, Ala.	L, 2-5 (8)
4/18/97	Tuscaloosa, Ala.	L, 0-8
4/19/97	Starkville, Miss.	L, 2-5
4/19/97	Starkville, Miss.	W, 2-1
4/19/98	Starkville, Miss.	W, 5-4
4/19/98	Starkville, Miss.	L, 1-4
5/10/98	Columbus, Ga.	L, 4-5 (9)
4/23/99	Tuscaloosa, Ala.	W, 8-7 (8)
4/23/99	Tuscaloosa, Ala.	L, 4-5
4/24/99	Tuscaloosa, Ala.	L, 5-6
4/24/99	Tuscaloosa, Ala.	L, 4-7
5/13/99	Columbus, Ga.	W, 6-3
4/21/00	Starkville, Miss.	L, 2-5
4/21/00	Starkville, Miss.	L, 6-7 (9)
4/22/00	Starkville, Miss.	L, 0-9 (6)
4/22/00	Starkville, Miss.	L, 2-4
5/13/00	Columbus, Ga.	L, 3-4
4/21/01	Tuscaloosa, Ala.	L, 0-7
4/21/01	Tuscaloosa, Ala.	L, 2-3
4/22/01	Tuscaloosa, Ala.	L, 0-8 (6)
2/23/02	Columbus, Ga.	L, 0-4
4/20/02	Starkville, Miss.	L, 4-10
4/20/02	Starkville, Miss.	L, 4-8
4/21/02	Starkville, Miss.	L, 2-8
4/12/03	Tuscaloosa, Ala.	L, 3-7
4/12/03	Tuscaloosa, Ala.	L, 5-8
4/13/03	Tuscaloosa, Ala.	W, 7-3
4/9/04	Starkville, Miss.	L, 0-10 (6)
4/9/04	Starkville, Miss.	W, 8-6
4/10/04	Starkville, Miss.	W, 10-5
4/9/05	Tuscaloosa, Ala.	L, 0-8 (5)
4/9/05	Tuscaloosa, Ala.	L, 1-4
4/10/05	Tuscaloosa, Ala.	L, 1-9 (5)
5/12/05	Gainesville, Fla.	L, 0-5
4/29/06	Starkville, Miss.	L, 4-5 (8)
4/29/06	Starkville, Miss.	L, 3-6
3/10/07	Tuscaloosa, Ala.	L, 2-10 (5)
3/10/07	Tuscaloosa, Ala.	L, 3-5
3/11/07	Tuscaloosa, Ala.	L, 0-8 (6)
3/15/08	Starkville, Miss.	L, 0-2
3/15/08	Starkville, Miss.	L, 2-4
3/16/08	Starkville, Miss.	L, 0-3
5/8/08	Baton Rouge, La.	L, 0-1
3/14/09	Tuscaloosa, Ala.	L, 0-4
3/14/09	Tuscaloosa, Ala.	L, 1-7
3/15/09	Tuscaloosa, Ala.	L, 2-3
5/8/10	Starkville, Miss.	L, 1-10 (6)
5/8/10	Starkville, Miss.	L, 2-8
5/9/10	Starkville, Miss.	L, 1-6
4/15/11	Tuscaloosa, Ala.	L, 2-6
4/16/11	Tuscaloosa, Ala.	L, 3-13 (6)
4/17/11	Tuscaloosa, Ala.	L, 2-5
5/12/11	Oxford, Miss.	L, 1-5
3/30/12	Starkville, Miss.	L, 4-5
3/31/12	Starkville, Miss.	L, 2-4
4/1/12	Starkville, Miss.	L, 3-9
5/10/12	Tuscaloosa, Ala.	L, 2-5
4/19/13	Tuscaloosa, Ala.	W, 3-2
4/20/13	Tuscaloosa, Ala.	L, 3-11 (5)
4/21/13	Tuscaloosa, Ala.	L, 8-9
4/11/14	Starkville, Miss.	L, 1-5
4/12/14	Starkville, Miss.	W, 4-2
4/13/14	Starkville, Miss.	W, 4-3 (10)
4/8/16	Tuscaloosa, Ala.	L, 1-7

4/9/16	Tuscaloosa, Ala.	L, 0-8
4/10/16	Tuscaloosa, Ala.	L, 1-8
5/11/16	Starkville, Miss.	L, 5-7
3/17/17	Starkville, Miss.	L, 3-11 (5)
3/18/17	Starkville, Miss.	W, 1-0
3/19/17	Starkville, Miss.	L, 0-3
3/29/19	Tuscaloosa, Ala.	L, 2-3 (8)
3/30/19	Tuscaloosa, Ala.	L, 2-8
3/31/19	Tuscaloosa, Ala.	W, 12-9 (10)
3/3/21	Tuscaloosa, Ala.	L, 0-4

**LONGEST MSU WINNING STREAK:** 2 (3x, last Apr. 12, 2014 - Apr. 13, 2014)

**LONGEST MSU LOSING STREAK:** 27 (Apr. 9, 2005 - May 10, 2012)

**HIGHEST SCORING GAME:** 21, (W, 12-9, Mar. 31, 2019 in

Tuscaloosa)

**LARGEST MSU MARGIN OF VICTORY:** 5 (10-5, Apr. 10, 2004 in Starkville)

**LARGEST MSU MARGIN OF DEFEAT:** 10 (2x, last 3-13 [5], Apr. 16, 2011 in Tuscaloosa)

**MOST RUNS BY MSU:** 12 (W, 12-9, Mar. 31, 2019 in Tuscaloosa)

**MOST RUNS BY UA:** 13 (L, 3-13, Apr. 16, 2011 in Tuscaloosa)

**MSU IN ONE-RUN GAMES:** 6-12

**MSU IN EXTRA-INNING GAMES:** 2-6

**MSU WINS VIA RUN-RULE:** 0

**UA WINS VIA RUN-RULE:** 11

### ARKANSAS 38-32

HOME: 21-11 | AWAY: 16-19 | NEUTRAL: 1-2

CURRENT STREAK: Lost 6 | MSU RUNS: 272 | ARK RUNS: 239

DATE	LOCATION	RESULT
3/28/97	Starkville, Miss.	W, 3-2
3/28/97	Starkville, Miss.	L, 0-4
3/29/97	Starkville, Miss.	L, 4-10
3/29/97	Starkville, Miss.	L, 1-2
3/27/98	Fayetteville, Ark.	W, 6-0
3/27/98	Fayetteville, Ark.	L, 1-2 (8)
3/28/98	Fayetteville, Ark.	W, 3-2 (9)
3/28/98	Fayetteville, Ark.	W, 6-2
4/2/99	Starkville, Miss.	W, 5-2
4/2/99	Starkville, Miss.	W, 4-0
4/3/99	Starkville, Miss.	W, 7-2
4/3/99	Starkville, Miss.	W, 4-2
3/31/00	Fayetteville, Ark.	L, 1-2
3/31/00	Fayetteville, Ark.	W, 1-0
4/1/00	Fayetteville, Ark.	W, 4-3 (8)
4/1/00	Fayetteville, Ark.	W, 4-0
5/11/00	Columbus, Ga.	L, 1-2
4/28/01	Starkville, Miss.	W, 2-1 (8)
4/28/01	Starkville, Miss.	W, 1-0
4/29/01	Starkville, Miss.	W, 3-0
5/12/01	Chattanooga, Tenn.	L, 2-7
4/27/02	Fayetteville, Ark.	L, 0-1
4/27/02	Fayetteville, Ark.	L, 6-7
4/28/02	Fayetteville, Ark.	L, 0-7
5/10/02	Chattanooga, Tenn.	W, 5-1
4/18/03	Starkville, Miss.	L, 1-5
4/18/03	Starkville, Miss.	W, 3-2
4/19/03	Starkville, Miss.	L, 1-4
4/17/04	Fayetteville, Ark.	W, 2-0
4/17/04	Fayetteville, Ark.	W, 8-0 (6)
4/18/04	Fayetteville, Ark.	L, 2-4
4/16/05	Starkville, Miss.	W, 5-4
4/16/05	Starkville, Miss.	W, 1-0
4/17/05	Starkville, Miss.	W, 2-1
3/18/06	Fayetteville, Ark.	W, 5-0
3/18/06	Fayetteville, Ark.	W, 5-2
3/19/06	Fayetteville, Ark.	L, 2-4
5/4/07	Starkville, Miss.	W, 3-1

5/4/07	Starkville, Miss.	L, 8-11
5/5/07	Starkville, Miss.	W, 8-0 (5)
5/3/08	Fayetteville, Ark.	L, 1-3
5/3/08	Fayetteville, Ark.	W, 9-1 (5)
5/4/08	Fayetteville, Ark.	L, 6-7
3/17/09	Starkville, Miss.	L, 3-8 (8)
3/17/09	Starkville, Miss.	L, 1-5
3/18/09	Starkville, Miss.	L, 2-3
3/27/10	Fayetteville, Ark.	L, 2-7
3/27/10	Fayetteville, Ark.	L, 6-11
3/28/10	Fayetteville, Ark.	L, 13-18
3/18/11	Starkville, Miss.	W, 3-0
3/19/11	Starkville, Miss.	W, 2-0
3/20/11	Starkville, Miss.	W, 6-5
4/6/12	Fayetteville, Ark.	W, 2-1
4/6/12	Fayetteville, Ark.	W, 7-2
4/7/12	Fayetteville, Ark.	L, 2-13 (5)
4/25/14	Starkville, Miss.	L, 4-6
4/26/14	Starkville, Miss.	W, 18-7 (5)
4/27/14	Starkville, Miss.	W, 8-0 (6)
4/4/15	Fayetteville, Ark.	W, 3-0
4/5/15	Fayetteville, Ark.	W, 3-2
4/6/15	Fayetteville, Ark.	W, 16-4 (6)
4/22/17	Starkville, Miss.	W, 3-0
4/23/17	Starkville, Miss.	L, 4-5
4/24/17	Starkville, Miss.	W, 4-3
3/30/18	Fayetteville, Ark.	L, 2-3
3/31/18	Fayetteville, Ark.	L, 0-6
4/1/18	Fayetteville, Ark.	L, 2-8
3/26/21	Fayetteville, Ark.	L, 0-2
3/27/21	Fayetteville, Ark.	L, 0-2
3/28/21	Fayetteville, Ark.	L, 0-2

**LONGEST MSU WINNING STREAK:** 7 (Mar. 27, 1998 - Apr. 3, 1999)

**LONGEST MSU LOSING STREAK:** 7 (May 4, 2008 - March 28, 2010)

**HIGHEST SCORING GAME:** 31, (L, 13-18, Mar. 28, 2010 in

Fayetteville)

**LARGEST MSU MARGIN OF VICTORY:** 12 (16-4 [6], Apr. 6, 2015 in Fayetteville)

**LARGEST MSU MARGIN OF DEFEAT:** 11 (2-13 [5], Apr. 7, 2012 in Fayetteville)

**MOST RUNS BY MSU:** 18 (W, 18-7 [5], Apr. 26, 2014 in Starkville)

**MOST RUNS BY ARK:** 18 (L, 13-18, Mar. 28, 2010 in Fayetteville)

**MSU IN ONE-RUN GAMES:** 14-12

**MSU IN EXTRA-INNING GAMES:** 3-2

**MSU WINS VIA RUN-RULE:** 6

**ARK WINS VIA RUN-RULE:** 1

### AUBURN 32-34

HOME: 18-15 | AWAY: 13-18 | NEUTRAL: 1-1

CURRENT STREAK: Lost 2 | MSU RUNS: 239 | AUB RUNS: 251

DATE	LOCATION	RESULT
5/3/97	Starkville, Miss.	W, 6-3
5/3/97	Starkville, Miss.	W, 4-0
5/4/97	Starkville, Miss.	L, 4-5
5/4/97	Starkville, Miss.	L, 1-4
5/1/98	Auburn, Ala.	L, 0-2
5/1/98	Auburn, Ala.	W, 1-0
5/2/98	Auburn, Ala.	W, 6-2
5/2/98	Auburn, Ala.	W, 3-2 (10)
5/7/99	Starkville, Miss.	W, 4-3
5/7/99	Starkville, Miss.	W, 8-0 (5)
5/8/99	Starkville, Miss.	W, 8-0 (5)
5/8/99	Starkville, Miss.	W, 4-3
4/30/00	Auburn, Ala.	W, 3-2
4/30/00	Auburn, Ala.	W, 9-4
5/1/00	Auburn, Ala.	L, 2-5
5/1/00	Auburn, Ala.	W, 10-2 (6)
5/12/00	Columbus, Ga.	W, 9-3

## SEC SERIES HISTORIES

4/14/01	Starkville, Miss.	W, 5-4
4/14/01	Starkville, Miss.	W, 7-2
4/15/01	Starkville, Miss.	W, 4-3
4/13/02	Auburn, Ala.	W, 2-1
4/13/02	Auburn, Ala.	L, 4-6
4/14/02	Auburn, Ala.	L, 1-3
4/5/03	Starkville, Miss.	L, 3-7
4/5/03	Starkville, Miss.	W, 7-1
4/2/04	Auburn, Ala.	L, 2-3
4/3/04	Auburn, Ala.	L, 3-7
4/3/04	Auburn, Ala.	W, 3-2
5/15/04	Tuscaloosa, Ala.	L, 4-3
4/2/05	Starkville, Miss.	L, 2-10 (5)
4/2/05	Starkville, Miss.	W, 4-3
4/3/05	Starkville, Miss.	L, 4-6
4/14/06	Auburn, Ala.	L, 1-4
4/14/06	Auburn, Ala.	L, 5-6
4/15/06	Auburn, Ala.	L, 3-5
3/24/07	Starkville, Miss.	W, 3-1
3/24/07	Starkville, Miss.	W, 4-1
3/25/07	Starkville, Miss.	L, 1-2
3/11/08	Auburn, Ala.	W, 8-3
3/11/08	Auburn, Ala.	L, 4-5 (9)
3/12/08	Auburn, Ala.	L, 0-8 (5)
4/22/09	Starkville, Miss.	W, 2-1 (10)
4/22/09	Starkville, Miss.	L, 3-8
4/21/10	Auburn, Ala.	W, 3-2
4/21/10	Auburn, Ala.	W, 2-1
4/8/11	Starkville, Miss.	W, 4-3
4/9/11	Starkville, Miss.	L, 3-5
4/10/11	Starkville, Miss.	L, 4-5 (8)
5/4/12	Auburn, Ala.	W, 3-1
5/5/12	Auburn, Ala.	L, 1-4
5/6/12	Auburn, Ala.	L, 1-2
3/29/13	Starkville, Miss.	L, 3-8
3/29/13	Starkville, Miss.	L, 5-7
3/30/13	Starkville, Miss.	W, 4-3
3/21/14	Auburn, Ala.	L, 3-11 (6)
3/22/14	Auburn, Ala.	L, 2-5
3/23/14	Auburn, Ala.	W, 5-2
3/18/16	Starkville, Miss.	L, 2-3 (14)
3/19/16	Starkville, Miss.	W, 6-3
3/20/16	Starkville, Miss.	L, 0-2
4/28/17	Auburn, Ala.	L, 2-6
4/29/17	Auburn, Ala.	L, 2-6
4/30/17	Auburn, Ala.	L, 3-6
3/22/19	Starkville, Miss.	W, 7-6
3/23/19	Starkville, Miss.	L, 4-7 (8)
3/24/19	Starkville, Miss.	L, 0-9 (5)

**LONGEST MSU WIN STREAK:** 9 (May 1, 1998 - Apr. 30, 2000)**LONGEST MSU LOSING STREAK:** 4 (3x, last Mar. 20, 2016 - Apr. 30, 2017)**HIGHEST SCORING GAME:** 14 (L, 3-11 [6], Mar. 21, 2014 in Auburn)**LARGEST MSU MARGIN OF VICTORY:** 8 (3x, last 10-2 [6], May 1, 2000 in Auburn)**LARGEST MSU MARGIN OF DEFEAT:** 9 (0-9 [5], Mar. 24, 2019 in Starkville)**MOST RUNS BY MSU:** 10 (W, 10-2, May 1, 2000 in Auburn)**MOST RUNS BY AU:** 11 (L, 3-11 [6], Mar. 21, 2014 in Auburn)**MSU IN ONE-RUN GAMES:** 16-9**MSU IN EXTRA-INNING GAMES:** 2-4**MSU WINS VIA RUN-RULE:** 3**AUBURN WINS VIA RUN-RULE:** 4

## FLORIDA

**HOME:** 8-20 | **AWAY:** 10-20 | **NEUTRAL:** 3-2**CURRENT STREAK:** Lost 5 | **MSU RUNS:** 159 | **UF RUNS:** 316

DATE	LOCATION	RESULT
4/26/97	Starkville, Miss.	L, 1-3
4/26/97	Starkville, Miss.	W, 6-5
3/11/98	Gainesville, Fla.	W, 3-1
3/11/98	Gainesville, Fla.	L, 0-1
5/9/98	Columbus, Ga.	W, 1-0
5/10/98	Columbus, Ga.	W, 1-0
4/30/99	Starkville, Miss.	L, 4-7 (9)
4/30/99	Starkville, Miss.	W, 6-2
4/28/00	Gainesville, Fla.	L, 3-11 (5)
4/28/00	Gainesville, Fla.	W, 3-1
3/14/01	Gainesville, Fla.	L, 0-6
3/14/01	Gainesville, Fla.	L, 4-5
3/15/01	Gainesville, Fla.	W, 5-1
5/10/01	Chattanooga, Tenn.	W, 1-0
5/4/02	Starkville, Miss.	W, 4-1
5/4/02	Starkville, Miss.	W, 6-2
5/5/02	Starkville, Miss.	W, 8-2
4/26/03	Gainesville, Fla.	W, 11-8
4/26/03	Gainesville, Fla.	W, 7-3
4/27/03	Gainesville, Fla.	L, 1-6
4/24/04	Starkville, Miss.	W, 7-4
4/24/04	Starkville, Miss.	W, 9-5
4/23/05	Gainesville, Fla.	L, 0-4
4/23/05	Gainesville, Fla.	L, 4-12 (5)
4/24/05	Gainesville, Fla.	W, 3-0
4/1/06	Starkville, Miss.	L, 1-7
4/1/06	Starkville, Miss.	L, 0-2
4/2/06	Starkville, Miss.	L, 1-2
4/27/07	Gainesville, Fla.	W, 4-3
4/27/07	Gainesville, Fla.	L, 1-2
4/28/07	Gainesville, Fla.	L, 2-3 (9)
5/10/07	Auburn, Ala.	L, 0-3
4/5/08	Starkville, Miss.	L, 0-5
4/5/08	Starkville, Miss.	L, 2-7
4/6/08	Starkville, Miss.	L, 0-5
4/4/09	Gainesville, Fla.	L, 2-11 (5)
4/4/09	Gainesville, Fla.	L, 2-6
4/5/09	Gainesville, Fla.	L, 0-3
5/1/10	Starkville, Miss.	L, 0-8 (5)
5/1/10	Starkville, Miss.	L, 1-9 (5)
3/16/11	Gainesville, Fla.	L, 0-8 (5)
3/16/11	Gainesville, Fla.	L, 1-18 (5)
3/7/12	Starkville, Miss.	L, 0-1
3/7/12	Starkville, Miss.	L, 5-8
4/5/13	Gainesville, Fla.	L, 1-9 (6)
4/6/13	Gainesville, Fla.	L, 2-4
4/7/13	Gainesville, Fla.	W, 6-5
3/27/15	Starkville, Miss.	L, 2-3
3/28/15	Starkville, Miss.	L, 2-16
3/29/15	Starkville, Miss.	W, 5-3
4/22/16	Gainesville, Fla.	L, 0-16 (5)
4/23/16	Gainesville, Fla.	L, 3-6
4/24/16	Gainesville, Fla.	L, 1-3 (10)
4/20/18	Starkville, Miss.	L, 3-8
4/21/18	Starkville, Miss.	L, 2-6
4/21/18	Starkville, Miss.	L, 0-3
5/3/19	Gainesville, Fla.	W, 6-4
5/4/19	Gainesville, Fla.	W, 4-2
5/4/19	Gainesville, Fla.	L, 0-2
3/19/21	Starkville, Miss.	L, 0-1
3/20/21	Starkville, Miss.	L, 0-10
3/21/21	Starkville, Miss.	L, 0-8 (5)
5/13/21	Tuscaloosa, Ala.	L, 2-6

## 21-42

**LONGEST MSU WIN STREAK:** 7 (Mar. 15, 2001 - Apr. 26, 2003)**LONGEST MSU LOSING STREAK:** 17 (Apr. 27, 2007 - Apr. 6, 2013)**HIGHEST SCORING GAME:** 19 (2x, last L, 1-18 [5], Apr. 26, 2003 in Gainesville)**LARGEST MSU MARGIN OF VICTORY:** 6 (8-2, May 5, 2002 in Gainesville)**LARGEST MSU MARGIN OF DEFEAT:** 17 (1-18 [5], Mar. 16, 2011 in Gainesville)**MOST RUNS BY MSU:** 11 (W, 11-8, Apr. 26, 2003 in Gainesville)**MOST RUNS BY UF:** 18 (L, 1-18 [5], March 16, 2011 in Gainesville)**MSU IN ONE-RUN GAMES:** 6-8**MSU IN EXTRA-INNING GAMES:** 0-3**MSU WINS VIA RUN-RULE:** 0**FLORIDA WINS VIA RUN-RULE:** 10

## GEORGIA

**HOME:** 13-14 | **AWAY:** 12-15 | **NEUTRAL:** 2-3**CURRENT STREAK:** Lost 1 | **MSU RUNS:** 211 | **UGA RUNS:** 295

DATE	LOCATION	RESULT
3/26/97	Starkville, Miss.	W, 5-2
3/26/97	Starkville, Miss.	W, 8-7 (10)
3/22/98	Athens, Ga.	W, 7-4 (9)
3/22/98	Athens, Ga.	L, 2-4
5/8/98	Columbus, Ga.	W, 3-2
3/4/99	Tampa, Fla.	W, 5-1
3/27/99	Starkville, Miss.	W, 5-1
3/27/99	Starkville, Miss.	W, 2-1 (9)
3/25/00	Athens, Ga.	W, 8-6
3/25/00	Athens, Ga.	W, 3-2
3/23/01	Starkville, Miss.	W, 4-2
3/23/01	Starkville, Miss.	W, 6-5 (10)
3/24/01	Starkville, Miss.	W, 8-7
3/23/02	Athens, Ga.	L, 1-3
3/23/02	Athens, Ga.	W, 2-1
3/24/02	Athens, Ga.	W, 4-3
5/11/02	Chattanooga, Tenn.	L, 1-7
3/15/03	Starkville, Miss.	L, 2-8
3/15/03	Starkville, Miss.	W, 2-0
3/16/03	Starkville, Miss.	L, 0-9 (5)
5/8/03	Plant City, Fla.	L, 0-3
3/13/04	Athens, Ga.	W, 5-1
3/13/04	Athens, Ga.	L, 0-9 (6)
3/14/04	Athens, Ga.	L, 4-6
5/14/04	Tuscaloosa, Ala.	L, 2-11 (5)
3/12/05	Starkville, Miss.	L, 0-8
3/12/05	Starkville, Miss.	L, 4-9
3/13/05	Starkville, Miss.	L, 1-7
4/8/06	Athens, Ga.	L, 0-3
4/8/06	Athens, Ga.	L, 0-8 (6)
4/9/06	Athens, Ga.	L, 2-8
4/21/07	Athens, Ga.	L, 2-5
4/21/07	Athens, Ga.	W, 13-9 (8)
4/22/07	Athens, Ga.	W, 12-5
4/19/08	Starkville, Miss.	W, 10-0 (5)
4/19/08	Starkville, Miss.	L, 2-6
4/20/08	Starkville, Miss.	W, 7-4
4/15/09	Athens, Ga.	L, 0-10 (5)
4/15/09	Athens, Ga.	W, 3-1 (10)
4/13/10	Starkville, Miss.	L, 0-3
4/13/10	Starkville, Miss.	L, 6-7
5/6/11	Athens, Ga.	W, 8-6
5/7/11	Athens, Ga.	L, 3-4
5/8/11	Athens, Ga.	L, 2-10 (5)
3/9/12	Starkville, Miss.	W, 5-3
3/10/12	Starkville, Miss.	L, 0-2
3/11/12	Starkville, Miss.	L, 0-5
3/14/14	Athens, Ga.	L, 0-1
3/15/14	Athens, Ga.	L, 2-11 (5)
3/15/14	Athens, Ga.	L, 1-9 (5)
3/6/15	Starkville, Miss.	L, 1-6
3/7/15	Starkville, Miss.	L, 1-9 (5)

## 27-32



SEC SERIES HISTORIES

3/8/15	Starkville, Miss.	W, 8-7 (9)
4/14/17	Athens, Ga.	W, 9-4
4/15/17	Athens, Ga.	L, 6-7
4/16/17	Athens, Ga.	W, 5-2
3/23/18	Starkville, Miss.	L, 2-4
3/24/18	Starkville, Miss.	W, 5-4
3/25/18	Starkville, Miss.	L, 2-3

**LONGEST MSU WIN STREAK:** 9 (May 8, 1998 - Mar. 24, 2001)  
**LONGEST MSU LOSING STREAK:** 10 (Mar. 13, 2004 - Apr. 21, 2007)  
**HIGHEST SCORING GAME:** 22 (W, 13-9 [8], Apr. 21, 2007 in Athens)  
**LARGEST MSU MARGIN OF VICTORY:** 10 (10-0 [5], Apr. 19, 2008 in Starkville)  
**LARGEST MSU MARGIN OF DEFEAT:** 10 (0-10 [5], Apr. 15, 2009 in Athens)  
**MOST RUNS BY MSU:** 13 (W, 13-9 [8], Apr. 21, 2007 [8] in Athens)  
**MOST RUNS BY UGA:** 11 (2x, last L, 2-11 [5], Mar. 15, 2014 in Athens)  
**MSU IN ONE-RUN GAMES:** 10-5  
**MSU IN EXTRA-INNING GAMES:** 7-0  
**MSU WINS VIA RUN-RULE:** 1  
**GEORGIA WINS VIA RUN-RULE:** 9

**KENTUCKY** **30-29**  
**HOME:** 19-8 | **AWAY:** 11-19 | **NEUTRAL:** 0-2  
**CURRENT STREAK:** Lost 4 | **MSU RUNS:** 224 | **UK RUNS:** 221

DATE	LOCATION	RESULT
4/11/97	Lexington, Ky.	W, 6-1 (8)
4/11/97	Lexington, Ky.	W, 12-7 (11)
4/10/98	Starkville, Miss.	L, 0-1
4/10/98	Starkville, Miss.	L, 0-1
3/12/99	Chattanooga, Tenn.	L, 1-3
4/17/99	Lexington, Ky.	L, 4-5
4/17/99	Lexington, Ky.	W, 12-0
4/15/00	Starkville, Miss.	W, 6-2
4/15/00	Starkville, Miss.	W, 7-3
4/7/01	Starkville, Miss.	L, 1-8
4/7/01	Starkville, Miss.	W, 3-2
4/8/01	Starkville, Miss.	W, 7-3
4/6/02	Lexington, Ky.	L, 4-6
4/6/02	Lexington, Ky.	L, 3-10
4/7/02	Lexington, Ky.	W, 3-2
3/29/03	Starkville, Miss.	W, 7-6
3/29/03	Starkville, Miss.	W, 7-0
3/30/03	Starkville, Miss.	W, 6-3
3/27/04	Lexington, Ky.	W, 8-2
3/27/04	Lexington, Ky.	L, 3-4
3/28/04	Lexington, Ky.	W, 6-2
3/25/05	Starkville, Miss.	W, 3-2
3/25/05	Starkville, Miss.	W, 5-0
3/26/05	Starkville, Miss.	W, 3-2
5/6/06	Lexington, Ky.	W, 6-4
5/6/06	Lexington, Ky.	W, 2-0
5/7/06	Lexington, Ky.	W, 3-2 (8)
3/13/07	Lexington, Ky.	W, 7-0
3/13/07	Lexington, Ky.	W, 9-7
4/3/08	Starkville, Miss.	W, 1-0
4/3/08	Starkville, Miss.	W, 8-0 (5)
4/24/09	Lexington, Ky.	L, 3-10
4/24/09	Lexington, Ky.	L, 1-4
4/25/09	Lexington, Ky.	L, 7-8
4/2/10	Starkville, Miss.	L, 4-5
4/2/10	Starkville, Miss.	L, 0-2
4/3/10	Starkville, Miss.	W, 1-0
3/25/11	Lexington, Ky.	L, 6-12
3/26/11	Lexington, Ky.	L, 0-8 (5)
3/27/11	Lexington, Ky.	L, 0-5
4/20/12	Starkville, Miss.	W, 4-3
4/21/12	Starkville, Miss.	W, 2-1 (8)

4/22/12	Starkville, Miss.	W, 3-2
3/22/13	Lexington, Ky.	L, 4-5 (10)
3/23/13	Lexington, Ky.	L, 2-3
3/13/13	Lexington, Ky.	L, 0-7
3/7/14	Starkville, Miss.	L, 0-4
3/8/14	Starkville, Miss.	W, 2-1
3/9/14	Starkville, Miss.	L, 0-5
5/7/14	Columbia, S.C.	L, 3-4 (9)
5/6/16	Lexington, Ky.	L, 2-3 (9)
5/7/16	Lexington, Ky.	L, 0-1 (8)
5/8/16	Lexington, Ky.	L, 0-4
5/5/17	Starkville, Miss.	W, 6-2
5/6/17	Starkville, Miss.	W, 5-3
5/7/17	Starkville, Miss.	L, 17-10 (11)
3/15/19	Lexington, Ky.	L, 0-8 (5)
3/16/19	Lexington, Ky.	L, 8-9
3/17/19	Lexington, Ky.	L, 1-4

**LONGEST MSU WIN STREAK:** 11 (March 28, 2004 - April 3, 2008)  
**LONGEST MSU LOSING STREAK:** 5 (2x, last Mar. 9, 2014 - May 8, 2016)  
**HIGHEST SCORING GAME:** 19 (W, 12-7 [11], April 11, 1997 in Starkville)  
**LARGEST MSU MARGIN OF VICTORY:** 12 (12-0, April 17, 1999 in Lexington)  
**LARGEST MSU MARGIN OF DEFEAT:** 8 (2x, last 0-8 [5], Mar. 15, 2019 in Lexington)  
**MOST RUNS BY MSU:** 12 (2x, last W, 12-0, Apr. 17, 1999 in Lexington)  
**MOST RUNS BY UK:** 12 (L, 6-12, Mar. 25, 2011 in Lexington)  
**MSU IN ONE-RUN GAMES:** 12-12  
**MSU IN EXTRA-INNING GAMES:** 4-5  
**MSU WINS VIA RUN-RULE:** 1  
**UK WINS VIA RUN-RULE:** 2

**LSU** **10-60**  
**HOME:** 8-29 | **AWAY:** 2-29 | **NEUTRAL:** 0-2  
**CURRENT STREAK:** Lost 2 | **MSU RUNS:** 198 | **LSU RUNS:** 380

DATE	LOCATION	RESULT
3/10/82	Baton Rouge, La.	L, 0-14
3/10/82	Baton Rouge, La.	L, 7-8
4/20/82	Starkville, Miss.	L, 2-3
4/20/82	Starkville, Miss.	L, 1-4
4/4/97	Baton Rouge, La.	L, 0-2
4/4/97	Baton Rouge, La.	L, 1-9 (6)
4/3/98	Starkville, Miss.	W, 3-2
4/3/98	Starkville, Miss.	L, 1-2
4/4/98	Starkville, Miss.	L, 3-7
4/4/98	Starkville, Miss.	L, 3-4
4/9/99	Baton Rouge, La.	L, 0-1
4/9/99	Baton Rouge, La.	L, 1-5
4/10/99	Baton Rouge, La.	L, 2-5
4/10/99	Baton Rouge, La.	L, 4-5
5/16/99	Columbus, Ga.	L, 0-2 (9)
4/7/00	Starkville, Miss.	L, 0-8 (5)
4/7/00	Starkville, Miss.	L, 4-8 (10)
4/8/00	Starkville, Miss.	L, 4-9
4/8/00	Starkville, Miss.	L, 1-7
4/11/01	Starkville, Miss.	L, 0-8
4/11/01	Starkville, Miss.	L, 0-5
4/12/01	Starkville, Miss.	L, 1-2
5/11/01	Chattanooga, Tenn.	L, 1-2
3/19/02	Baton Rouge, La.	L, 3-9
3/19/02	Baton Rouge, La.	W, 8-7 (11)
3/20/02	Baton Rouge, La.	L, 0-4
3/26/03	Starkville, Miss.	L, 3-4
3/26/03	Starkville, Miss.	L, 13-15 (8)
3/27/03	Starkville, Miss.	W, 6-2
3/3/04	Baton Rouge, La.	L, 2-6
3/3/04	Baton Rouge, La.	L, 0-6
3/4/04	Baton Rouge, La.	L, 4-5

3/30/05	Starkville, Miss.	W, 13-11
3/30/05	Starkville, Miss.	W, 4-1
3/31/05	Starkville, Miss.	L, 9-15
4/19/06	Baton Rouge, La.	L, 0-5
4/19/06	Baton Rouge, La.	L, 0-4
4/20/06	Baton Rouge, La.	L, 1-7
4/14/07	Starkville, Miss.	L, 1-4 (9)
4/14/07	Starkville, Miss.	L, 3-4 (9)
3/26/08	Baton Rouge, La.	L, 2-5
3/26/08	Baton Rouge, La.	L, 1-2
3/21/09	Starkville, Miss.	L, 4-5
3/21/09	Starkville, Miss.	L, 1-4
3/22/09	Starkville, Miss.	L, 5-7
4/10/10	Baton Rouge, La.	L, 1-2
4/10/10	Baton Rouge, La.	L, 3-8
4/11/10	Baton Rouge, La.	L, 1-6
4/29/11	Starkville, Miss.	L, 2-4
4/30/11	Starkville, Miss.	L, 6-7
5/1/11	Starkville, Miss.	L, 1-3
3/16/12	Baton Rouge, La.	L, 7-10
3/17/12	Baton Rouge, La.	L, 1-3
3/18/12	Baton Rouge, La.	L, 0-4
3/8/13	Starkville, Miss.	L, 0-1 (14)
3/9/13	Starkville, Miss.	W, 2-1
3/10/13	Starkville, Miss.	L, 2-9
5/2/14	Baton Rouge, La.	L, 5-6
5/3/14	Baton Rouge, La.	L, 0-8 (6)
5/4/14	Baton Rouge, La.	W, 5-4
4/8/15	Starkville, Miss.	W, 9-4
4/15/16	Starkville, Miss.	W, 7-2
4/16/16	Starkville, Miss.	L, 2-5 (12)
4/17/16	Starkville, Miss.	L, 1-12 (5)
3/31/17	Baton Rouge, La.	L, 2-7
4/1/17	Baton Rouge, La.	L, 0-1
4/2/17	Baton Rouge, La.	L, 1-4
4/5/19	Starkville, Miss.	W, 6-0
4/6/19	Starkville, Miss.	L, 9-10
4/7/19	Starkville, Miss.	L, 3-5

**LONGEST MSU WIN STREAK:** 3 (May 4, 2014 - Apr. 15, 2016)  
**LONGEST MSU LOSING STREAK:** 21 (Mar. 31, 2005 - Mar. 8, 2013)  
**HIGHEST SCORING GAME:** 28 (L, 13-15 [8], Mar. 26, 2003 in Starkville)  
**LARGEST MSU MARGIN OF VICTORY:** 6 (6-0, Apr. 5, 2019 in Starkville)  
**LARGEST MSU MARGIN OF DEFEAT:** 14 (0-14, March 10, 1982 in Baton Rouge)  
**MOST RUNS BY MSU:** 13 (2x, last W, 13-11, Mar. 30, 2005 in Starkville)  
**MOST RUNS BY LSU:** 15 (2x, last L, 9-15, Mar. 31, 2005 in Baton Rouge)  
**MSU IN ONE-RUN GAMES:** 4-19  
**MSU IN EXTRA-INNING GAMES:** 1-7  
**MSU WINS VIA RUN-RULE:** 0  
**LSU WINS VIA RUN-RULE:** 4

**OLE MISS** **43-33**  
**HOME:** 23-10 | **AWAY:** 18-17 | **NEUTRAL:** 2-6  
**CURRENT STREAK:** Won 1 | **MSU RUNS:** 330 | **OM RUNS:** 262

DATE	LOCATION	RESULT
3/6/97	Starkville, Miss.	L, 2-3
3/6/97	Starkville, Miss.	W, 2-1 (8)
4/30/97	Oxford, Miss.	L, 0-1 (9)
4/30/97	Oxford, Miss.	L, 1-4
4/1/98	Oxford, Miss.	W, 7-0
4/1/98	Oxford, Miss.	W, 5-3
4/25/98	Starkville, Miss.	W, 11-0 (5)
4/25/98	Starkville, Miss.	W, 4-3
3/19/99	Oxford, Miss.	L, 4-5 (11)
3/19/99	Oxford, Miss.	L, 1-4

## SEC SERIES HISTORIES

3/20/99	Oxford, Miss.	W, 8-0 (5)
3/20/99	Oxford, Miss.	L, 0-8 (6)
3/17/00	Starkville, Miss.	W, 4-3
3/17/00	Starkville, Miss.	W, 7-4
3/18/00	Starkville, Miss.	W, 3-1
3/18/00	Starkville, Miss.	L, 0-6
3/27/01	Oxford, Miss.	W, 2-1
3/27/01	Oxford, Miss.	W, 7-5 (11)
3/28/01	Oxford, Miss.	W, 12-0 (5)
4/10/02	Starkville, Miss.	W, 1-0
4/10/02	Starkville, Miss.	W, 8-1
4/11/02	Starkville, Miss.	W, 1-0
4/9/03	Oxford, Miss.	W, 14-0 (5)
4/10/03	Oxford, Miss.	L, 5-6
4/10/03	Oxford, Miss.	L, 8-10 (8)
4/20/04	Starkville, Miss.	W, 8-0 (5)
4/20/04	Starkville, Miss.	W, 2-1
4/21/04	Starkville, Miss.	W, 7-2
4/13/05	Starkville, Miss.	L, 0-2
4/19/05	Oxford, Miss.	W, 4-0
4/26/05	Ridgeland, Miss.	L, 0-4
4/5/06	Ridgeland, Miss.	L, 1-2
4/11/06	Oxford, Miss.	L, 5-6
4/26/06	Starkville, Miss.	L, 0-1
3/27/07	Madison, Miss.	W, 5-2
4/6/07	Starkville, Miss.	L, 2-3
4/7/07	Starkville, Miss.	W, 7-4
4/7/07	Starkville, Miss.	W, 8-0 (6)
3/21/08	Oxford, Miss.	W, 5-3
3/21/08	Oxford, Miss.	W, 3-2
3/22/08	Oxford, Miss.	W, 8-3
4/8/08	Ridgeland, Miss.	L, 1-2
4/1/09	Madison, Miss.	L, 3-8
5/2/09	Starkville, Miss.	W, 6-2
5/2/09	Starkville, Miss.	W, 8-0 (5)
3/20/10	Oxford, Miss.	L, 4-6
3/20/10	Oxford, Miss.	L, 2-9
3/21/10	Oxford, Miss.	W, 11-5
4/1/11	Starkville, Miss.	L, 0-6
4/2/11	Starkville, Miss.	W, 3-0
4/3/11	Starkville, Miss.	W, 9-3
4/13/12	Oxford, Miss.	W, 5-3
4/14/12	Oxford, Miss.	W, 2-1
4/15/12	Oxford, Miss.	W, 10-3
4/12/13	Starkville, Miss.	W, 6-5
4/13/13	Starkville, Miss.	W, 5-1
4/14/13	Starkville, Miss.	W, 8-0 (6)
3/20/15	Oxford, Miss.	W, 8-6
3/21/15	Oxford, Miss.	L, 7-8 (9)
3/21/15	Oxford, Miss.	L, 8-14
4/2/16	Starkville, Miss.	L, 3-4
4/3/16	Starkville, Miss.	W, 1-0 (8)
4/4/16	Starkville, Miss.	L, 5-9
3/22/17	Oxford, Miss.	L, 0-2
5/10/17	Knoxville, Tenn.	L, 1-2
4/15/18	Oxford, Miss.	W, 5-0
4/15/18	Oxford, Miss.	W, 6-0
4/16/18	Oxford, Miss.	L, 6-7
4/19/19	Starkville, Miss.	L, 0-21 (5)
4/19/19	Starkville, Miss.	W, 6-0
4/20/19	Starkville, Miss.	L, 1-3 (8)
5/9/19	College Station, Texas	L, 4-9
3/13/21	Oxford, Miss.	L, 0-6
3/14/21	Oxford, Miss.	L, 1-4
3/15/21	Oxford, Miss.	L, 0-8 (5)
5/12/21	Tuscaloosa, Ala.	W, 3-1

**LONGEST MSU WIN STREAK:** 9 (Apr. 2, 2011 - Mar. 20, 2015)  
**LONGEST MSU LOSING STREAK:** 4 (Apr. 26, 2005 - Apr. 26, 2006)  
**HIGHEST SCORING GAME:** 22 (L, 8-14, Mar. 21, 2015 in Oxford)  
**LARGEST MSU MARGIN OF VICTORY:** 14 (14-0 [5], Apr. 9, 2003 in Oxford)  
**LARGEST MSU MARGIN OF DEFEAT:** 21 (0-21, Apr. 19, 2019 in Starkville)  
**MOST RUNS BY MSU:** 14 (W, 14-0, Apr. 9, 2003 in Oxford)  
**MOST RUNS BY UM:** 21 (L, 0-21, Apr. 19, 2019 in Starkville)  
**MSU IN ONE-RUN GAMES:** 11-13  
**MSU IN EXTRA-INNING GAMES:** 3-5  
**MSU WINS VIA RUN-RULE:** 8  
**UM WINS VIA RUN-RULE:** 2

## MISSOURI

7-14

**HOME:** 4-6 | **AWAY:** 3-6 | **NEUTRAL:** 0-2**CURRENT STREAK:** Lost 3 | **MSU RUNS:** 84 | **MIZ RUNS:** 107

DATE	LOCATION	RESULT
3/15/97	San Jose, Calif.	L, 3-4 (8)
2/21/98	Starkville, Miss.	L, 4-7 (10)
4/4/14	Starkville, Miss.	L, 0-6
4/5/14	Starkville, Miss.	W, 9-3
4/5/14	Starkville, Miss.	L, 1-8
4/10/15	Columbia, Mo.	L, 2-3
4/11/15	Columbia, Mo.	W, 8-4
4/12/15	Columbia, Mo.	L, 2-10 (5)
5/6/15	Baton Rouge, La.	L, 0-9 (6)
4/29/16	Starkville, Miss.	L, 5-8
4/30/16	Starkville, Miss.	L, 1-3
5/1/16	Starkville, Miss.	L, 2-9
3/16/18	Columbia, Mo.	W, 4-0
3/17/18	Columbia, Mo.	L, 3-7
3/18/18	Columbia, Mo.	W, 6-3
4/26/19	Starkville, Miss.	W, 8-3
4/27/19	Starkville, Miss.	W, 6-3
4/28/19	Starkville, Miss.	W, 10-2 (5)
4/17/21	Columbia, Miss.	L, 2-5
4/17/21	Columbia, Miss.	L, 3-4
4/18/21	Columbia, Miss.	L, 5-6

**LONGEST MSU WIN STREAK:** 4 (Mar. 18, 2018 - Current)  
**LONGEST MSU LOSING STREAK:** 5 (Apr. 12, 2015 - May 1, 2016)  
**HIGHEST SCORING GAME:** 13 (L, 5-8, April 29, 2016 in Starkville)  
**LARGEST MSU MARGIN OF VICTORY:** 8 (10-2 [5], Apr. 28, 2019 in Starkville)  
**LARGEST MSU MARGIN OF DEFEAT:** 9 (0-9 [6], May 6, 2015 in Baton Rouge)  
**MOST RUNS BY MSU:** 10 (W, 10-2 [5], Apr. 28, 2019 in Starkville)  
**MOST RUNS BY MIZZOU:** 10 (L, 2-10 [5], Apr. 12, 2015 in Columbia)  
**MSU IN ONE-RUN GAMES:** 0-4  
**MSU IN EXTRA-INNING GAMES:** 0-2  
**MSU WINS VIA RUN-RULE:** 1  
**MISSOURI WINS VIA RUN-RULE:** 2

## SOUTH CAROLINA

32-33

**HOME:** 14-13 | **AWAY:** 14-14 | **NEUTRAL:** 4-6**CURRENT STREAK:** Won 2 | **MSU RUNS:** 239 | **SC RUNS:** 242

DATE	LOCATION	RESULT
4/28/85	Cookeville, Tenn.	L, 3-7 (9)
4/28/85	Cookeville, Tenn.	W, 5-4 (9)
3/22/97	Starkville, Miss.	L, 0-4 (8)
3/22/97	Starkville, Miss.	L, 3-5
5/8/98	Columbus, Ga.	L, 0-2
5/9/98	Columbus, Ga.	W, 3-0
3/26/99	Starkville, Miss.	L, 0-1
3/26/99	Starkville, Miss.	W, 5-2
5/15/99	Columbus, Ga.	W, 2-1
3/12/00	Tampa, Fla.	L, 1-2 (8)
3/24/00	Columbia, S.C.	L, 1-2 (9)
3/24/00	Columbia, S.C.	W, 6-2

3/17/01	Columbia, S.C.	L, 1-7
3/17/01	Columbia, S.C.	W, 1-0
3/18/01	Columbia, S.C.	L, 0-2
3/16/02	Starkville, Miss.	L, 2-4
3/16/02	Starkville, Miss.	L, 2-5
3/17/02	Starkville, Miss.	W, 11-10 (9)
5/9/02	Chattanooga, Tenn.	L, 5-11
3/8/03	Columbia, S.C.	W, 6-2
3/8/03	Columbia, S.C.	L, 3-11 (6)
3/9/03	Columbia, S.C.	L, 2-5
5/9/03	Plant City, Fla.	L, 1-2
3/6/04	Starkville, Miss.	L, 1-2
3/6/04	Starkville, Miss.	W, 8-0 (5)
3/7/04	Starkville, Miss.	L, 4-7
5/7/05	Columbia, S.C.	L, 2-3
5/7/05	Columbia, S.C.	L, 5-7
5/8/05	Columbia, S.C.	W, 3-2 (8)
5/13/05	Gainesville, Fla.	W, 4-1
3/25/06	Starkville, Miss.	W, 4-3 (10)
3/25/06	Starkville, Miss.	W, 2-1
3/26/06	Starkville, Miss.	L, 2-6
3/31/07	Starkville, Miss.	W, 2-1
3/31/07	Starkville, Miss.	W, 4-3
4/1/07	Starkville, Miss.	W, 8-7 (8)
4/12/08	Columbia, S.C.	W, 1-0
4/12/08	Columbia, S.C.	W, 3-1
4/13/08	Columbia, S.C.	W, 9-1 (6)
4/18/09	Starkville, Miss.	W, 4-2
4/18/09	Starkville, Miss.	L, 0-2
4/19/09	Starkville, Miss.	W, 10-2 (6)
4/17/10	Columbia, S.C.	W, 2-1
4/17/10	Columbia, S.C.	L, 4-8
4/18/10	Columbia, S.C.	W, 3-1
3/9/11	Starkville, Miss.	W, 2-1
3/9/11	Starkville, Miss.	W, 11-5
3/13/12	Columbia, S.C.	W, 10-6
3/13/12	Columbia, S.C.	W, 9-0 (5)
4/26/13	Starkville, Miss.	L, 3-8
4/27/13	Starkville, Miss.	L, 0-3
4/28/13	Starkville, Miss.	L, 4-5
5/1/15	Columbia, S.C.	L, 3-6
5/2/15	Columbia, S.C.	W, 9-6
5/3/15	Columbia, S.C.	L, 1-9 (6)
4/7/17	Starkville, Miss.	L, 0-3
4/8/17	Starkville, Miss.	W, 6-4
4/9/17	Starkville, Miss.	W, 5-2
4/27/18	Columbia, S.C.	L, 2-5
4/28/18	Columbia, S.C.	L, 1-8
4/29/18	Columbia, S.C.	L, 4-5
5/10/18	Columbia, Mo.	L, 1-3
4/30/21	Columbia, S.C.	L, 7-8
5/1/21	Columbia, S.C.	W, 6-2
5/2/21	Columbia, S.C.	W, 7-1

**LONGEST MSU WIN STREAK:** 7 (Mar. 31, 2007 - Apr. 18, 2009)  
**LONGEST MSU LOSING STREAK:** 5 (Apr. 27, 2018 - May 30, 2021)  
**HIGHEST SCORING GAME:** 21 (W, 11-10 [9], Mar. 17, 2002 in Starkville)  
**LARGEST MARGIN OF VICTORY:** 9 (9-0 [5], Mar. 13, 2012 in Columbia)  
**LARGEST MARGIN OF DEFEAT:** 8 (2x, last 1-9 [6], May 3, 2015 in Columbia)  
**MOST RUNS BY MSU:** 11 (2x, last W, 11-5, Mar. 9, 2011 in Starkville)  
**MOST RUNS BY SC:** 11 (2x, last L, 3-11 [6], Mar. 8, 2003 in Columbia)  
**MSU IN ONE-RUN GAMES:** 13-9  
**MSU IN EXTRA-INNING GAMES:** 5-4  
**MSU WINS VIA RUN-RULE:** 4  
**SC WINS VIA RUN-RULE:** 2

## SEC SERIES HISTORIES

### TENNESSEE

20-42

HOME: 9-19 | AWAY: 10-21 | NEUTRAL: 1-2

CURRENT STREAK: Won 2 | MSU RUNS: 211 | UT RUNS: 342

DATE	LOCATION	RESULT
4/13/97	Knoxville, Tenn.	W, 5-4 (8)
4/13/97	Knoxville, Tenn.	L, 0-11 (5)
4/11/98	Starkville, Miss.	W, 3-0
4/11/98	Starkville, Miss.	L, 2-3
4/18/99	Knoxville, Tenn.	L, 1-9 (6)
4/18/99	Knoxville, Tenn.	L, 7-11
5/14/99	Columbus, Ga.	L, 2-4
4/14/00	Starkville, Miss.	W, 6-1
4/14/00	Starkville, Miss.	W, 3-1
3/31/01	Knoxville, Tenn.	W, 13-4
3/31/01	Knoxville, Tenn.	W, 3-1
4/1/01	Knoxville, Tenn.	W, 7-1
3/29/02	Starkville, Miss.	L, 0-2
3/29/02	Starkville, Miss.	W, 8-1
3/22/03	Knoxville, Tenn.	L, 0-8 (5)
3/22/03	Knoxville, Tenn.	W, 11-7
3/23/03	Knoxville, Tenn.	L, 2-16 (5)
3/20/04	Starkville, Miss.	L, 1-10
3/20/04	Starkville, Miss.	L, 3-6
3/21/04	Starkville, Miss.	L, 3-5 (8)
5/13/04	Tuscaloosa, Ala.	W, 8-2
3/19/05	Knoxville, Tenn.	L, 0-1
3/19/05	Knoxville, Tenn.	L, 4-8
3/20/05	Knoxville, Tenn.	L, 1-3
5/14/05	Gainesville, Fla.	L, 0-3
4/22/06	Starkville, Miss.	L, 1-2
4/22/06	Starkville, Miss.	L, 1-3
4/23/06	Starkville, Miss.	L, 0-10 (5)
3/17/07	Knoxville, Tenn.	L, 0-3
3/17/07	Knoxville, Tenn.	L, 1-2 (8)
3/18/07	Knoxville, Tenn.	L, 1-5
4/26/08	Starkville, Miss.	W, 2-1
4/26/08	Starkville, Miss.	L, 6-8
3/28/09	Knoxville, Tenn.	W, 5-4
3/28/09	Knoxville, Tenn.	L, 0-8 (5)
3/29/09	Knoxville, Tenn.	W, 10-6
3/9/10	Starkville, Miss.	L, 4-8
3/9/10	Starkville, Miss.	W, 5-4
3/10/10	Starkville, Miss.	L, 4-10
4/21/11	Knoxville, Tenn.	L, 0-2
4/22/11	Knoxville, Tenn.	L, 0-8 (6)
4/23/11	Knoxville, Tenn.	W, 3-2
3/23/12	Starkville, Miss.	L, 0-8 (5)
3/24/12	Starkville, Miss.	L, 3-10
3/25/12	Starkville, Miss.	L, 0-8 (5)
4/18/14	Knoxville, Tenn.	W, 2-0
4/19/14	Knoxville, Tenn.	L, 5-11
4/20/14	Knoxville, Tenn.	W, 11-7
4/17/15	Starkville, Miss.	L, 3-4
4/18/15	Starkville, Miss.	L, 3-5
4/19/15	Starkville, Miss.	L, 8-16 (6)
3/25/16	Knoxville, Tenn.	L, 2-6
3/26/16	Knoxville, Tenn.	L, 5-8
3/27/16	Knoxville, Tenn.	L, 4-9
5/4/18	Starkville, Miss.	L, 4-7
5/5/18	Starkville, Miss.	W, 10-3
5/6/18	Starkville, Miss.	L, 3-6
4/12/19	Knoxville, Tenn.	L, 0-4
4/13/19	Knoxville, Tenn.	L, 2-10 (5)
4/14/19	Knoxville, Tenn.	L, 2-9
5/5/21	Starkville, Miss.	W, 2-1
5/5/21	Starkville, Miss.	W, 6-2

LONGEST MSU WIN STREAK: 5 (Apr. 14, 2000 - Apr. 1, 2001)

LONGEST MSU LOSING STREAK: 10 (Mar. 19, 2005 - Mar. 18, 2007)

HIGHEST SCORING GAME: 24 (L, 16-8 [6], Apr. 19, 2015 in Starkville)

LARGEST MSU MARGIN OF VICTORY: 9 (13-4, Mar. 31, 2001 in Knoxville)

LARGEST MSU MARGIN OF DEFEAT: 14 (2-16 [5], Mar. 23, 2003 in Knoxville)

MOST RUNS BY MSU: 13 (W, 13-4, Mar. 31, 2001 in Knoxville)

MOST RUNS BY UT: 16 (2x, last L, 16-8 [6], Apr. 19, 2015 in Starkville)

MSU IN ONE-RUN GAMES: 6-5

MSU IN EXTRA-INNING GAMES: 1-2

MSU WINS VIA RUN-RULE: 0

UT WINS VIA RUN-RULE: 11

### TEXAS A&M

11-12

HOME: 5-5 | AWAY: 3-6 | NEUTRAL: 3-1

CURRENT STREAK: Lost 1 | MSU RUNS: 83 | TAM RUNS: 99

DATE	LOCATION	RESULT
2/28/86	Thibodaux, La.	L, 0-6
2/11/00	Phoenix, Ariz.	W, 3-2
2/9/03	Phoenix, Ariz.	W, 5-2
2/19/10	College Station, Texas	L, 0-9 (5)
2/20/10	College Station, Texas	L, 4-13 (5)
3/6/11	Starkville, Miss.	W, 7-3
5/3/13	College Station, Texas	L, 2-5
5/4/13	College Station, Texas	W, 6-2
5/5/13	College Station, Texas	L, 2-4
3/13/15	Starkville, Miss.	W, 7-0
3/14/15	Starkville, Miss.	L, 8-10
3/15/15	Starkville, Miss.	W, 7-5
3/10/17	College Station, Texas	W, 5-2
3/11/17	College Station, Texas	L, 1-5
3/12/17	College Station, Texas	L, 1-3
4/7/18	Starkville, Miss.	L, 1-3
4/7/18	Starkville, Miss.	W, 4-3 (10)
4/8/18	Starkville, Miss.	L, 1-4 (8)
5/9/18	Columbia, Mo.	W, 2-0
5/8/19	College Station, Texas	W, 3-2
4/23/21	Starkville, Miss.	L, 5-7
4/24/21	Starkville, Miss.	W, 8-1
4/25/21	Starkville, Miss.	L, 1-8

LONGEST MSU WIN STREAK: 2 (3x, last May 9, 2018 - Current)

LONGEST MSU LOSING STREAK: 3 (Mar. 11, 2017 - Apr. 7, 2018)

HIGHEST SCORING GAME: 18 (L, 8-10, Mar. 14, 2015 in Starkville)

LARGEST MSU MARGIN OF VICTORY: 7 (2x, last 8-1, Apr. 24, 2021 in Starkville)

LARGEST MSU MARGIN OF DEFEAT: 9 (2x, last 4-13 [5], Feb. 20, 2010 in College Station)

MOST RUNS BY MSU: 8 (2x, last W, 8-1, Apr. 24, 2021 in Starkville)

MOST RUNS BY TEXAS A&M: 13 (L, 4-13 [5], Feb. 20, 2010 in College Station)

MSU IN ONE-RUN GAMES: 3-0

MSU IN EXTRA-INNING GAMES: 1-1

MSU WINS VIA RUN-RULE: 0

TEXAS A&M WINS VIA RUN-RULE: 2



## NON-CONFERENCE SERIES HISTORIES

**AKRON 0-1****HOME: 0-0 | AWAY: 0-0 | NEUTRAL: 0-1****CURRENT STREAK: Won 1 | MSU RUNS: 0 | AKRON RUNS: 2**

DATE	LOCATION	MSU/OPP	RESULT
April 13, 1985	Owensboro, Ky.	--/--	L, 0-2

**ALABAMA A&M 3-0****HOME: 3-0 | AWAY: 0-0 | NEUTRAL: 0-0****CURRENT STREAK: Won 3 | MSU RUNS: 28 | AL A&M RUNS: 1**

DATE	LOCATION	MSU/OPP	RESULT
Feb. 20, 2004	Starkville, Miss.	--/--	W, 13-0 (5)
Feb. 22, 2004	Starkville, Miss.	--/--	W, 13-0 (5)
Feb. 13, 2016	Starkville, Miss.	--/--	W, 2-1

**ALABAMA STATE 7-0****HOME: 3-0 | AWAY: 2-0 | NEUTRAL: 2-0****CURRENT STREAK: Won 7 | MSU RUNS: 98 | ASU RUNS: 7**

DATE	LOCATION	MSU/OPP	RESULT
Mar. 1, 1997	Troy, Ala.	--/--	W, 30-0 (5)
Mar. 2, 1997	Troy, Ala.	--/--	W, 18-0 (5)
Mar. 2, 2017	Starkville, Miss.	--/--	W, 10-0 (5)
Mar. 27, 2018	Montgomery, Ala.	20/--	W, 11-0
Feb. 20, 2019	Starkville, Miss.	--/--	W, 3-1
Feb. 12, 2020	Starkville, Miss.	--/--	W, 16-2 (5)
Mar. 9, 2021	Montgomery, Ala.	--/--	W, 10-4

**ALCORN STATE 12-0****HOME: 10-0 | AWAY: 1-0 | NEUTRAL: 1-0****CURRENT STREAK: Won 12 | MSU RUNS: 119 | ALCN RUNS: 10**

DATE	LOCATION	MSU/OPP	RESULT
Feb. 22, 1997	Monroe, La.	--/--	W, 19-0 (5)
Feb. 26, 2006	Starkville, Miss.	--/--	W, 9-0 (5)
Mar. 29, 2011	Starkville, Miss.	--/--	W, 11-2 (5)
Mar. 29, 2011	Starkville, Miss.	--/--	W, 10-1 (5)
May 9, 2016	Starkville, Miss.	--/--	W, 8-0 (5)
April 18, 2017	Lorman, Miss.	--/--	W, 6-0
April 10, 2018	Starkville, Miss.	23/--	W, 11-0 (5)
Feb. 25, 2019	Starkville, Miss.	--/--	W, 6-0
Feb. 29, 2020	Starkville, Miss.	--/--	W, 8-1
Mar. 1, 2020	Starkville, Miss.	--/--	W, 9-1 (5)
Mar. 5, 2021	Starkville, Miss.	--/--	W, 16-0 (5)
Mar. 6, 2021	Starkville, Miss.	--/--	W, 6-5 (8)

**ARIZONA 1-3****HOME: 0-0 | AWAY: 0-2 | NEUTRAL: 1-1****CURRENT STREAK: Lost 3 | MSU RUNS: 12 | AZ RUNS: 22**

DATE	LOCATION	MSU/OPP	RESULT
Feb. 9, 2002	Phoenix, Ariz.	--/1	W, 7-1
Feb. 9, 2003	Phoenix, Ariz.	--/2	L, 2-9
May 19, 2007	Tucson, Ariz.	--/4	L, 0-8
May 20, 2018	Tucson, Ariz.	--/9	L, 3-4

**ARIZONA STATE 1-3****HOME: 0-0 | AWAY: 0-1 | NEUTRAL: 1-3****CURRENT STREAK: Lost 3 | MSU RUNS: 8 | ASU RUNS: 13**

DATE	LOCATION	MSU/OPP	RESULT
Feb. 22, 2002	Columbus, Ga.	22/9	W, 2-1
May 16, 2002	Lafayette, La.	--/4	L, 1-4
Feb. 8, 2003	Phoenix, Ariz.	--/13	L, 4-5
Feb. 22, 2018	Cathedral City, Calif.	--/17	L, 1-3

**ARKANSAS STATE 6-0****HOME: 3-0 | AWAY: 2-0 | NEUTRAL: 1-0****CURRENT STREAK: Won 6 | MSU RUNS: 67 | ASU RUNS: 10**

DATE	LOCATION	MSU/OPP	RESULT
April 14, 1984	Owensboro, Ky.	--/--	W, 8-4
Mar. 26, 1985	Starkville, Miss.	--/--	W, 12-0
Mar. 26, 1985	Starkville, Miss.	--/--	W, 11-2
Mar. 29, 1986	Starkville, Miss.	--/--	W, 15-0
April 10, 1986	Jonesboro, Ark.	--/--	W, 12-4
April 10, 1986	Jonesboro, Ark.	--/--	W, 9-0

**AUSTIN PEAY 7-0****HOME: 5-0 | AWAY: 0-0 | NEUTRAL: 2-0****CURRENT STREAK: Won 7 | MSU RUNS: 47 | APU RUNS: 6**

DATE	LOCATION	MSU/OPP	RESULT
Feb. 20, 2000	Starkville, Miss.	--/--	W, 10-1 (5)
Feb. 20, 2004	Starkville, Miss.	--/--	W, 4-0
Feb. 21, 2004	Starkville, Miss.	--/--	W, 8-0 (5)
Mar. 4, 2007	Chattanooga, Tenn.	--/--	W, 2-0
Feb. 23, 2008	Macon, Ga.	15/--	W, 12-4 (6)
Mar. 8, 2008	Starkville, Miss.	19/--	W, 3-1
Feb. 7, 2015	Starkville, Miss.	--/--	W, 8-0 (5)

**BALL STATE 1-0****HOME: 1-0 | AWAY: 0-0 | NEUTRAL: 0-0****CURRENT STREAK: Won 1 | MSU RUNS: 8 | BSU RUNS: 3**

DATE	LOCATION	MSU/OPP	RESULT
Mar. 5, 2021	Starkville, Miss.	--/--	W, 8-3

**BAYLOR 0-7****HOME: 0-0 | AWAY: 0-3 | NEUTRAL: 0-4****CURRENT STREAK: Lost 7 | MSU RUNS: 11 | BAYLOR RUNS: 29**

DATE	LOCATION	MSU/OPP	RESULT
Mar. 3, 2006	Waco, Texas	--/20	L, 0-1
Mar. 5, 2006	Waco, Texas	--/20	L, 1-3
Feb. 28, 2014	Gulfport, Miss.	--/12	L, 0-1 (8)
May 15, 2015	Lafayette, La.	--/18	L, 4-8
May 17, 2015	Lafayette, La.	--/18	L, 0-2
Feb. 27, 2016	Gulfport, Miss.	--/--	L, 0-4
Feb. 28, 2021	Waco, Texas	--/23	L, 6-10

**BELMONT 5-1****HOME: 5-0 | AWAY: 0-0 | NEUTRAL: 0-1****CURRENT STREAK: Lost 1 | MSU RUNS: 39 | BELMONT RUNS: 6**

DATE	LOCATION	MSU/OPP	RESULT
Feb. 19, 2000	Starkville, Miss.	--/--	W, 8-0 (5)
Feb. 6, 2001	Starkville, Miss.	23/--	W, 9-0 (5)
Feb. 6, 2001	Starkville, Miss.	23/--	W, 6-1
Feb. 13, 2002	Starkville, Miss.	24/--	W, 11-0 (5)
Feb. 13, 2002	Starkville, Miss.	24/--	W, 2-0
Feb. 23, 2013	Southaven, Miss.	--/--	L, 3-4

**BIRMINGHAM SOUTHERN 2-0****HOME: 2-0 | AWAY: 0-0 | NEUTRAL: 0-0****CURRENT STREAK: Won 2 | MSU RUNS: 12 | BSU RUNS: 0**

DATE	LOCATION	MSU/OPP	RESULT
Mar. 19, 2003	Starkville, Miss.	--/--	W, 8-0 (5)
Mar. 19, 2003	Starkville, Miss.	--/--	W, 4-0

**BOSTON COLLEGE 1-0****HOME: 1-0 | AWAY: 0-0 | NEUTRAL: 0-0****CURRENT STREAK: Won 1 | MSU RUNS: 4 | BC RUNS: 3**

DATE	LOCATION	MSU/OPP	RESULT
Mar. 7, 2018	Starkville, Miss.	--/--	W, 4-3

**BOSTON UNIVERSITY 2-0****HOME: 0-0 | AWAY: 0-0 | NEUTRAL: 2-0****CURRENT STREAK: Won 2 | MSU RUNS: 7 | BU RUNS: 3**

DATE	LOCATION	MSU/OPP	RESULT
Mar. 11, 2000	Tampa, Fla.	24/--	W, 4-2
May 21, 2021	Stillwater, Okla.	--/--	W, 3-1

**BOWLING GREEN 3-0****HOME: 0-0 | AWAY: 0-0 | NEUTRAL: 3-0****CURRENT STREAK: Won 3 | MSU RUNS: 12 | BGU RUNS: 5**

DATE	LOCATION	MSU/OPP	RESULT
Mar. 4, 2006	Waco, Texas	--/--	W, 3-2 (8)
Mar. 5, 2006	Waco, Texas	--/--	W, 6-1
Feb. 25, 2011	Kennesaw, Ga.	--/--	W, 3-2

**BRADLEY 3-1****HOME: 3-1 | AWAY: 0-0 | NEUTRAL: 0-0****CURRENT STREAK: Won 2 | MSU RUNS: 20 | BU RUNS: 14**

DATE	LOCATION	MSU/OPP	RESULT
Mar. 18, 1986	Starkville, Miss.	--/--	W, 2-1
Mar. 18, 1986	Starkville, Miss.	--/--	L, 0-6
Feb. 6, 2004	Starkville, Miss.	--/--	W, 11-6
Feb. 7, 2004	Starkville, Miss.	--/--	W, 7-1

**BRYANT 1-0****HOME: 1-0 | AWAY: 0-0 | NEUTRAL: 0-0****CURRENT STREAK: Won 1 | MSU RUNS: 5 | BRY RUNS: 1**

DATE	LOCATION	MSU/OPP	RESULT
Mar. 6, 2020	Starkville, Miss.	24/--	W, 5-1

**BUTLER 1-0****HOME: 1-0 | AWAY: 0-0 | NEUTRAL: 0-0****CURRENT STREAK: Won 1 | MSU RUNS: 2 | BUTLER RUNS: 0**

DATE	LOCATION	MSU/OPP	RESULT
Feb. 19, 2011	Starkville, Miss.	--/--	W, 2-0

**BYU 2-3****HOME: 0-0 | AWAY: 0-0 | NEUTRAL: 2-3****CURRENT STREAK: Lost 3 | MSU RUNS: 8 | BYU RUNS: 19**

DATE	LOCATION	MSU/OPP	RESULT
Feb. 28, 2004	Houston, Texas	--/--	W, 2-1
Feb. 15, 2007	Las Vegas, Nev.	--/--	W, 1-0
May 17, 2012	Eugene, Ore.	--/--	L, 3-4 (9)
May 18, 2017	Salt Lake City, Utah	--/21	L, 0-8 (6)
Feb. 22, 2020	Cathedral City, Calif.	--/--	L, 2-6

**CALIFORNIA 2-4****HOME: 0-0 | AWAY: 0-0 | NEUTRAL: 2-4****CURRENT STREAK: Lost 1 | MSU RUNS: 25 | CAL RUNS: 26**

DATE	LOCATION	MSU/OPP	RESULT
Feb. 12, 1999	Phoenix, Ariz.	--/--	L, 4-6
May 21, 2004	Lincoln, Neb.	--/2	L, 1-2
Feb. 25, 2005	Palm Springs, Calif.	--/2	L, 4-9
Feb. 16, 2007	Las Vegas, Nev.	--/11	W, 9-0 (6)
Feb. 10, 2008	Cathedral City, Calif.	--/--	W, 4-1 (9)
May 15, 2009	Tallahassee, Fla.	--/14	L, 3-8

**CAL POLY 1-0****HOME: 0-0 | AWAY: 0-0 | NEUTRAL: 1-0****CURRENT STREAK: Lost 1 | MSU RUNS: 2 | CAL POLY RUNS: 5**

DATE	LOCATION	MSU/OPP	RESULT
Feb. 26, 1998	Santa Barbara, Calif.	--/--	L, 2-5 (8)

NON-CONFERENCE SERIES HISTORIES

CAL STATE FULLERTON 1-6

HOME: 0-0 | AWAY: 0-0 | NEUTRAL: 1-6  
CURRENT STREAK: Lost 4 | MSU RUNS: 10 | CSUF RUNS: 27

DATE	LOCATION	MSU/OPP	RESULT
Feb. 12, 2000	Phoenix, Ariz.	--/--	L, 1-5
Feb. 8, 2003	Phoenix, Ariz.	--/10	L, 0-3
Feb. 25, 2005	Palm Springs, Calif.	--/--	W, 5-4 (8)
Mar. 12, 2016	Long Beach, Calif.	--/--	L, 0-2
Mar. 13, 2016	Long Beach, Calif.	--/--	L, 2-3
Feb. 17, 2017	Puerto Vallarta, Mexico	--/--	L, 1-6
Feb. 24, 2018	Cathedral City, Calif.	--/--	L, 1-4

CAL STATE NORTHRIDGE 1-1

HOME: 0-0 | AWAY: 0-0 | NEUTRAL: 1-1  
CURRENT STREAK: Lost 1 | MSU RUNS: 10 | CSUN RUNS: 15

DATE	LOCATION	MSU/OPP	RESULT
Feb. 8, 2008	Cathedral City, Calif.	--/--	W, 4-2
Mar. 14, 2010	Fresno, Calif.	--/--	L, 6-13

CAMPBELL 1-0

HOME: 0-0 | AWAY: 0-0 | NEUTRAL: 1-0  
CURRENT STREAK: Won 1 | MSU RUNS: 12 | CAMP RUNS: 0

DATE	LOCATION	MSU/OPP	RESULT
May 22, 2021	Stillwater, Okla.	--/--	W, 12-0 (5)

CARTHAGE COLLEGE 1-1

HOME: 1-1 | AWAY: 0-0 | NEUTRAL: 0-0  
CURRENT STREAK: Lost 1 | MSU RUNS: 19 | CC RUNS: 17

DATE	LOCATION	MSU/OPP	RESULT
Mar. 20, 1982	Starkville, Miss.	--/--	W, 6-1
Mar. 20, 1982	Starkville, Miss.	--/--	L, 13-16

CENTENARY (LA) 1-0

HOME: 0-0 | AWAY: 1-0 | NEUTRAL: 0-0  
CURRENT STREAK: Won 1 | MSU RUNS: 4 | CEN RUNS: 1

DATE	LOCATION	MSU/OPP	RESULT
Feb. 7, 1999	Shreveport, La.	--/--	W, 4-1

CENTRAL ARKANSAS 9-1

HOME: 7-1 | AWAY: 2-0 | NEUTRAL: 0-0  
CURRENT STREAK: Won 7 | MSU RUNS: 44 | UCA RUNS: 12

DATE	LOCATION	MSU/OPP	RESULT
Feb. 19, 2014	Starkville, Miss.	--/--	W, 6-0
Mar. 5, 2016	Starkville, Miss.	--/--	W, 4-0
Mar. 23, 2016	Starkville, Miss.	--/--	L, 0-1
Mar. 4, 2017	Starkville, Miss.	--/--	W, 2-1
Mar. 5, 2017	Starkville, Miss.	--/--	W, 8-0 (5)
Mar. 15, 2017	Conway, Ark.	--/--	W, 3-1
Mar. 21, 2018	Starkville, Miss.	23/--	W, 7-0
Mar. 26, 2019	Conway, Ark.	--/--	W, 4-3
Feb. 26, 2020	Starkville, Miss.	--/--	W, 6-3
Apr. 7, 2021	Starkville, Miss.	--/--	W, 4-3

CENTRAL MICHIGAN 0-1

HOME: 0-0 | AWAY: 0-0 | NEUTRAL: 0-1  
CURRENT STREAK: Lost 1 | MSU RUNS: 0 | UCM RUNS: 2

DATE	LOCATION	MSU/OPP	RESULT
Feb. 7, 2002	Plant City, Fla.	--/--	L, 0-2

CENTRAL OKLAHOMA 1-0

HOME: 0-0 | AWAY: 0-0 | NEUTRAL: 1-0  
CURRENT STREAK: Won 1 | MSU RUNS: 3 | UCO RUNS: 2

DATE	LOCATION	MSU/OPP	RESULT
April 18, 1986	Arlington, Texas	--/--	W, 3-2

*\*Until 1990, known as Central Oklahoma State University*

CHARLESTON SOUTHERN 3-0

HOME: 2-0 | AWAY: 2-0 | NEUTRAL: 0-0  
CURRENT STREAK: Won 3 | MSU RUNS: 36 | CHSO RUNS: 11

DATE	LOCATION	MSU/OPP	RESULT
Mar. 7, 2008	Starkville, Miss.	19/--	W, 19-2 (5)
Mar. 8, 2008	Starkville, Miss.	19/--	W, 5-1
Mar. 15, 2013	Charleston, S.C.	--/--	W, 12-4 (5)

CHATTANOOGA 8-1

HOME: 4-0 | AWAY: 2-1 | NEUTRAL: 2-0  
CURRENT STREAK: Won 1 | MSU RUNS: 48 | CHATT RUNS: 19

DATE	LOCATION	MSU/OPP	RESULT
Feb. 21, 1998	Starkville, Miss.	--/--	W, 8-0 (6)
Mar. 7, 1998	Tampa, Fla.	--/--	W, 6-0
Feb. 20, 1999	Starkville, Miss.	--/--	W, 3-1
Feb. 19, 2000	Starkville, Miss.	--/--	W, 7-5
May 18, 2000	Seattle, Wash.	22/--	W, 6-1
Mar. 16, 2004	Chattanooga, Tenn.	--/--	W, 9-0 (5)
Mar. 16, 2004	Chattanooga, Tenn.	--/--	W, 2-1
Mar. 3, 2007	Chattanooga, Tenn.	--/--	L, 3-11 (5)
Mar. 4, 2016	Starkville, Miss.	--/--	W, 4-0

COASTAL CAROLINA 2-1

HOME: 0-0 | AWAY: 2-1 | NEUTRAL: 0-0  
CURRENT STREAK: Lost 1 | MSU RUNS: 20 | CCR RUNS: 12

DATE	LOCATION	MSU/OPP	RESULT
Mar. 11, 2003	Conway, S.C.	--/--	W, 4-3
Mar. 12, 2003	Conway, S.C.	--/--	W, 10-2
Mar. 12, 2003	Conway, S.C.	--/--	L, 6-7

COLLEGE OF CHARLESTON 2-0

HOME: 0-0 | AWAY: 2-0 | NEUTRAL: 0-0  
CURRENT STREAK: Won 2 | MSU RUNS: 20 | COCH RUNS: 1

DATE	LOCATION	MSU/OPP	RESULT
Mar. 14, 2013	Charleston, S.C.	--/--	W, 8-0 (5)
Mar. 14, 2013	Charleston, S.C.	--/--	W, 12-1 (5)

COLLEGE OF NEW JERSEY 0-1

HOME: 0-0 | AWAY: 0-0 | NEUTRAL: 0-1  
CURRENT STREAK: Lost 1 | MSU RUNS: 0 | CONJ RUNS: 5

DATE	LOCATION	MSU/OPP	RESULT
Mar. 16, 1983	Columbia, S.C.	--/--	L, 0-5

*\*Until 1996, known as Trenton State University*

COLORADO STATE 2-2

HOME: 1-0 | AWAY: 0-0 | NEUTRAL: 1-2  
CURRENT STREAK: Lost 1 | MSU RUNS: 26 | CSU RUNS: 22

DATE	LOCATION	MSU/OPP	RESULT
Mar. 14, 1997	San Jose, Calif.	--/--	L, 6-11
Feb. 15, 2002	Starkville, Miss.	24/--	W, 10-2 (6)
Mar. 23, 2003	Las Cruces, N.M.	--/--	W, 5-3
Mar. 10, 2010	Fresno, Calif.	--/--	L, 5-6 (8)

COLUMBIA 2-0

HOME: 2-0 | AWAY: 0-0 | NEUTRAL: 0-0  
CURRENT STREAK: Won 2 | MSU RUNS: 23 | CLMB RUNS: 5

DATE	LOCATION	MSU/OPP	RESULT
Mar. 2, 2012	Starkville, Miss.	--/--	W, 11-1 (5)
Mar. 3, 2012	Starkville, Miss.	--/--	W, 12-4 (6)

DELTA STATE 6-0

HOME: 4-0 | AWAY: 0-0 | NEUTRAL: 2-0  
CURRENT STREAK: Won 3 | MSU RUNS: 45 | DSU RUNS: 7

DATE	LOCATION	MSU/OPP	RESULT
April 1, 1986	Cleveland, Miss.	--/--	W, 11-1
April 1, 1986	Cleveland, Miss.	--/--	W, 9-2
April 22, 1986	Starkville, Miss.	--/--	W, 11-1
April 22, 1986	Starkville, Miss.	--/--	W, 6-2
April 8, 1998	Starkville, Miss.	--/--	W, 1-0
April 6, 1999	Starkville, Miss.	--/--	W, 7-1

DEPAUL 0-1

HOME: 0-0 | AWAY: 0-0 | NEUTRAL: 0-1  
CURRENT STREAK: Lost 1 | MSU RUNS: 2 | DEPAUL RUNS: 3

DATE	LOCATION	MSU/OPP	RESULT
Feb. 25, 2011	Clearwater, Fla.	--/--	L, 2-3

DRAKE 1-1

HOME: 1-1 | AWAY: 0-0 | NEUTRAL: 0-0  
CURRENT STREAK: Won 1 | MSU RUNS: 1 | DRAKE RUNS: 1

DATE	LOCATION	MSU/OPP	RESULT
Feb. 16, 2018	Starkville, Miss.	--/--	L, 0-1 (8)
Feb. 18, 2018	Starkville, Miss.	--/--	W, 1-0

DREXEL 1-0

HOME: 1-0 | AWAY: 0-0 | NEUTRAL: 0-0  
CURRENT STREAK: Won 1 | MSU RUNS: 4 | DREXEL RUNS: 1

DATE	LOCATION	MSU/OPP	RESULT
Feb. 18, 2001	Starkville, Miss.	23/--	W, 4-1

DUKE 1-0

HOME: 0-0 | AWAY: 1-0 | NEUTRAL: 0-0  
CURRENT STREAK: Won 1 | MSU RUNS: 3 | DUKE RUNS: 2

DATE	LOCATION	MSU/OPP	RESULT
Mar. 2, 2019	Durham, N. C.	--/--	W, 3-2 (9)

EAST TENNESSEE STATE 3-0

HOME: 2-0 | AWAY: 0-0 | NEUTRAL: 1-0  
CURRENT STREAK: Won 3 | MSU RUNS: 24 | ETSU RUNS: 1

DATE	LOCATION	MSU/OPP	RESULT
Feb. 17, 2006	Starkville, Miss.	--/--	W, 9-1 (6)
Feb. 19, 2006	Starkville, Miss.	--/--	W, 6-0
Mar. 13, 2010	Fresno, Calif.	--/--	W, 9-0 (5)

EASTERN CONNECTICUT 0-1

HOME: 0-0 | AWAY: 0-0 | NEUTRAL: 0-1  
CURRENT STREAK: Lost 1 | MSU RUNS: 1 | ECON RUNS: 2

DATE	LOCATION	MSU/OPP	RESULT
Mar. 15, 1983	Columbia, S.C.	--/--	L, 1-2

EASTERN ILLINOIS 2-0

HOME: 2-0 | AWAY: 0-0 | NEUTRAL: 0-0  
CURRENT STREAK: Won 2 | MSU RUNS: 12 | EIU RUNS: 1

DATE	LOCATION	MSU/OPP	RESULT
Mar. 3, 2012	Starkville, Miss.	--/--	W, 8-0 (5)
Feb. 24, 2017	Starkville, Miss.	--/--	W, 4-1

EASTERN MICHIGAN 1-0

HOME: 0-0 | AWAY: 0-0 | NEUTRAL: 1-0  
CURRENT STREAK: Won 1 | MSU RUNS: 1 | EMU RUNS: 0

DATE	LOCATION	MSU/OPP	RESULT
Mar. 20, 1986	Tallahassee, Fla.	--/--	W, 1-0

## NON-CONFERENCE SERIES HISTORIES

## EVANSVILLE

3-1

HOME: 2-1 | AWAY: 0-0 | NEUTRAL: 1-0

CURRENT STREAK: Won 2 | MSU RUNS: 17 | UE RUNS: 5

DATE	LOCATION	MSU/OPP	RESULT
Feb. 28, 1998	Santa Barbara, Calif.	--/--	W, 7-2
Feb. 19, 1999	Starkville, Miss.	--/--	L, 2-3 (8)
Feb. 21, 1999	Starkville, Miss.	--/--	W, 1-0 (8)
Feb. 21, 2009	Starkville, Miss.	--/--	W, 7-0

## FAIRLEIGH DICKINSON

1-0

HOME: 0-0 | AWAY: 0-0 | NEUTRAL: 1-0

CURRENT STREAK: Won 1 | MSU RUNS: 21 | FDU RUNS: 6

DATE	LOCATION	MSU/OPP	RESULT
Mar. 15, 1983	Columbia, S.C.	--/--	W, 21-6

## FLORIDA A&amp;M

5-1

HOME: 2-0 | AWAY: 0-0 | NEUTRAL: 3-1

CURRENT STREAK: Won 1 | MSU RUNS: 40 | FAMU RUNS: 15

DATE	LOCATION	MSU/OPP	RESULT
Mar. 7, 1984	Starkville, Miss.	--/--	W, 11-0
Mar. 7, 1984	Starkville, Miss.	--/--	W, 11-8
Mar. 17, 1984	Tallahassee, Fla.	--/--	W, 5-2
Mar. 22, 1985	Tallahassee, Fla.	--/--	W, 1-0
Mar. 5, 1998	Tampa, Fla.	--/--	L, 8-3
Mar. 4, 2005	Marietta, Ga.	--/--	W, 4-2

## FLORIDA ATLANTIC

3-3

HOME: 0-0 | AWAY: 2-0 | NEUTRAL: 1-3

CURRENT STREAK: Won 2 | MSU RUNS: 19 | FAU RUNS: 13

DATE	LOCATION	MSU/OPP	RESULT
Mar. 6, 1999	Tampa, Fla.	--/--	W, 10-2
Mar. 10, 2001	Tampa, Fla.	--/--	L, 2-3
Mar. 7, 2002	Plant City, Fla.	--/11	L, 0-6
May 21, 2004	Lincoln, Neb.	--/--	L, 0-1
Feb. 13, 2014	Boca Raton, Fla.	--/--	W, 2-1
Feb. 13, 2014	Boca Raton, Fla.	--/--	W, 5-0

## FLORIDA GULF COAST

1-1

HOME: 0-0 | AWAY: 0-0 | NEUTRAL: 1-1

CURRENT STREAK: Won 1 | MSU RUNS: 9 | FGC RUNS: 11

DATE	LOCATION	MSU/OPP	RESULT
Mar. 5, 2009	Honolulu, Hawaii	25/--	L, 3-8
Feb. 18, 2017	Puerto Vallarta, Mexico	--/--	W, 6-3

## FLORIDA INTERNATIONAL

2-0

HOME: 0-0 | AWAY: 0-0 | NEUTRAL: 2-0

CURRENT STREAK: Won 2 | MSU RUNS: 7 | FIU RUNS: 4

DATE	LOCATION	MSU/OPP	RESULT
Mar. 9, 2002	Plant City, Fla.	--/--	W, 3-2 (8)
May 15, 2003	Lincoln, Neb.	--/--	W, 4-2

## FLORIDA STATE

7-7

HOME: 0-2 | AWAY: 3-3 | NEUTRAL: 4-2

CURRENT STREAK: Lost 1 | MSU RUNS: 40 | FSU RUNS: 50

DATE	LOCATION	MSU/OPP	RESULT
Mar. 8, 1984	Starkville, Miss.	--/--	L, 0-1 (9)
Mar. 8, 1984	Starkville, Miss.	--/--	L, 2-6
Mar. 16, 1984	Tallahassee, Fla.	--/--	L, 0-5
Mar. 21, 1986	Tallahassee, Fla.	--/--	L, 1-3
Mar. 4, 1999	Tampa, Fla.	--/--	W, 2-1
Mar. 4, 2000	Columbus, Ga.	--/--	W, 4-0
Mar. 3, 2002	Tallahassee, Fla.	23/22	W, 2-0
Feb. 28, 2003	Tallahassee, Fla.	--/15	W, 3-1
Feb. 23, 2007	Columbus, Ga.	--/20	L, 2-4
Feb. 15, 2009	Tallahassee, Fla.	--/--	W, 5-4
May 16, 2009	Tallahassee, Fla.	--/16	L, 0-5
Mar. 11, 2011	Tuscaloosa, Ala.	--/--	W, 9-8 (10)
Mar. 12, 2011	Tuscaloosa, Ala.	--/--	W, 8-7
May 17, 2013	Mobile, Ala.	--/--	L, 2-5

## FORDHAM

2-1

HOME: 1-0 | AWAY: 0-0 | NEUTRAL: 1-1

CURRENT STREAK: Lost 1 | MSU RUNS: 17 | FOR RUNS: 14

DATE	LOCATION	MSU/OPP	RESULT
Feb. 16, 2008	Starkville, Miss.	22/--	W, 6-5 (8)
Mar. 2, 2013	Orlando, Fla.	--/--	W, 8-0 (5)
May 19, 2017	Salt Lake City, Utah	--/--	L, 3-9

## FRESNO STATE

1-3

HOME: 0-0 | AWAY: 0-1 | NEUTRAL: 1-2

CURRENT STREAK: Won 1 | MSU RUNS: 10 | FRES RUNS: 19

DATE	LOCATION	MSU/OPP	RESULT
Feb. 11, 2000	Phoenix, Ariz.	--/3	L, 2-4
Feb. 24, 2002	Columbus, Ga.	22/13	L, 1-3
Mar. 14, 2010	Fresno, Calif.	--/--	L, 3-11 (5)
Feb. 16, 2017	Puerto Vallarta, Mexico	--/21	W, 4-1

## GEORGE MASON

0-1

HOME: 0-0 | AWAY: 0-0 | NEUTRAL: 0-1

CURRENT STREAK: Lost 1 | MSU RUNS: 8 | GMU RUNS: 13

DATE	LOCATION	MSU/OPP	RESULT
Mar. 16, 1984	Tallahassee, Fla.	--/--	L, 8-13

## GEORGETOWN

0-1

HOME: 2-0 | AWAY: 0-0 | NEUTRAL: 1-0

CURRENT STREAK: Won 3 | MSU RUNS: 22 | GTWN RUNS: 8

DATE	LOCATION	MSU/OPP	RESULT
Mar. 29, 2008	Starkville, Miss.	--/--	W, 8-0 (5)
Mar. 30, 2008	Starkville, Miss.	--/--	W, 7-2
Mar. 13, 2010	Fresno, Calif.	--/--	W, 7-6

## GEORGIA SOUTHERN

8-0

HOME: 3-0 | AWAY: 2-0 | NEUTRAL: 3-0

CURRENT STREAK: Won 8 | MSU RUNS: 49 | GASO RUNS: 18

DATE	LOCATION	MSU/OPP	RESULT
Mar. 24, 1998	Starkville, Miss.	--/--	W, 7-1
Mar. 24, 1998	Starkville, Miss.	--/--	W, 9-1 (5)
Mar. 10, 2000	Tampa, Fla.	24/--	W, 4-3
Mar. 8, 2001	Tampa, Fla.	--/--	W, 3-2 (9)
Mar. 5, 2005	Marietta, Ga.	--/--	W, 7-4
April 25, 2015	Statesboro, Ga.	--/--	W, 6-2
April 26, 2015	Statesboro, Ga.	--/--	W, 7-5 (9)
Feb. 11, 2016	Starkville, Miss.	--/--	W, 6-0

## GEORGIA STATE

4-2

HOME: 4-1 | AWAY: 0-0 | NEUTRAL: 0-1

CURRENT STREAK: Lost 1 | MSU RUNS: 38 | GSU RUNS: 13

DATE	LOCATION	MSU/OPP	RESULT
Mar. 15, 1985	Starkville, Miss.	--/--	W, 17-1
Mar. 28, 1986	Starkville, Miss.	--/--	W, 2-0
Feb. 26, 2011	Kennesaw, Ga.	--/--	L, 5-8
Feb. 9, 2013	Starkville, Miss.	--/--	W, 9-1 (5)
Feb. 10, 2017	Starkville, Miss.	--/--	W, 4-0
Feb. 12, 2017	Starkville, Miss.	--/--	L, 1-3 (12)

## GEORGIA TECH

11-3

HOME: 7-1 | AWAY: 0-0 | NEUTRAL: 0-1

CURRENT STREAK: Lost 1 | MSU RUNS: 62 | GT RUNS: 36

DATE	LOCATION	MSU/OPP	RESULT
April 21, 1999	Atlanta, Ga.	--/--	W, 5-0
April 19, 2000	Starkville, Miss.	20/--	W, 3-2
April 19, 2001	Atlanta, Ga.	--/--	W, 3-2
April 19, 2001	Atlanta, Ga.	--/--	W, 4-1 (10)
April 18, 2002	Starkville, Miss.	--/--	W, 7-4
April 18, 2002	Starkville, Miss.	--/--	W, 3-0
April 14, 2003	Atlanta, Ga.	--/--	L, 1-9 (5)
April 14, 2003	Atlanta, Ga.	--/--	L, 3-5
May 8, 2004	Starkville, Miss.	--25	W, 10-2 (6)
May 8, 2004	Starkville, Miss.	--/25	W, 1-0
Feb. 25, 2012	Clearwater, Fla.	--/20	W, 5-3
Feb. 23, 2019	Starkville, Miss.	--/--	W, 4-2
Feb. 24, 2019	Starkville, Miss.	--/--	W, 9-0 (5)
Feb. 25, 2019	Starkville, Miss.	--/--	L, 4-6

## GRAMBLING STATE

3-0

HOME: 0-0 | AWAY: 2-0 | NEUTRAL: 1-0

CURRENT STREAK: Won 3 | MSU RUNS: 28 | GRAM RUNS: 8

DATE	LOCATION	MSU/OPP	RESULT
Mar. 29, 1985	Columbus, Ga.	--/--	W, 11-2
April 20, 1985	Grambling, La.	--/--	W, 6-5
April 20, 1985	Grambling, La.	--/--	W, 11-1

## HAWAII

1-3

HOME: 0-0 | AWAY: 1-0 | NEUTRAL: 0-3

CURRENT STREAK: Won 1 | MSU RUNS: 27 | HAW RUNS: 30

DATE	LOCATION	RESULT
Feb. 17, 2007	Las Vegas, Nev.	--/-- L, 2-3
May 16, 2008	Tempe, Ariz.	--/23 L, 7-9
May 17, 2008	Tempe, Ariz.	--/23 L, 4-7
Mar. 6, 2009	Honolulu, Hawaii	25/-- W, 14-11

## HOFSTRA

3-1

HOME: 0-0 | AWAY: 0-0 | NEUTRAL: 3-1

CURRENT STREAK: Won 1 | MSU RUNS: 22 | HOF RUNS: 7

DATE	LOCATION	MSU/OPP	RESULT
Mar. 7, 1998	Tampa, Fla.	--/--	W, 8-3
Mar. 5, 1999	Tampa, Fla.	--/--	W, 4-1
Feb. 26, 2010	Columbus, Ga.	--/--	L, 1-2
Mar. 1, 2013	Kissimmee, Fla.	--/--	W, 9-1 (6)

## HOUSTON

3-2

HOME: 2-0 | AWAY: 0-2 | NEUTRAL: 1-0

CURRENT STREAK: Won 3 | MSU RUNS: 25 | UH RUNS: 11

DATE	LOCATION	RESULT
Feb. 27, 2004	Houston, Texas	--/-- L, 1-3
May 6, 2013	Houston, Texas	--/-- L, 5-6
Feb. 12, 2016	Starkville, Miss.	--/-- W, 9-1 (6)
Feb. 14, 2016	Starkville, Miss.	--/-- W, 7-1
Feb. 27, 2021	Austin, Texas	--/-- W, 3-0



## NON-CONFERENCE SERIES HISTORIES

## IDAHO STATE

0-1

HOME: 0-0 | AWAY: 0-0 | NEUTRAL: 0-1

CURRENT STREAK: Lost 1 | MSU RUNS: 0 | IDST RUNS: 8

DATE	LOCATION	MSU/OPP	RESULT
Mar. 27, 1982	Bartlesville, Okla.	--/--	L, 0-8

## ILLINOIS

3-1

HOME: 3-1 | AWAY: 0-0 | NEUTRAL: 0-0

CURRENT STREAK: Won 2 | MSU RUNS: 33 | ILL RUNS: 18

DATE	LOCATION	MSU/OPP	RESULT
Feb. 13, 2015	Starkville, Miss.	--/--	W, 9-8
Feb. 15, 2015	Starkville, Miss.	--/--	L, 3-4
Mar. 9, 2018	Starkville, Miss.	--/--	W, 9-5
Mar. 9, 2018	Starkville, Miss.	--/--	W, 12-1 (5)

## ILLINOIS-CHICAGO

3-1

HOME: 0-0 | AWAY: 0-0 | NEUTRAL: 3-1

CURRENT STREAK: Won 1 | MSU RUNS: 17 | ILCH RUNS: 10

DATE	LOCATION	MSU/OPP	RESULT
Mar. 11, 2000	Tampa, Fla.	24/19	W, 4-2
Feb. 22, 2003	Las Cruces, N.M.	--/--	W, 4-1
Feb. 11, 2011	Las Vegas, Nev.	--/--	L, 4-5
Feb. 13, 2011	Las Vegas, Nev.	--/--	W, 5-2

## ILLINOIS STATE

1-1

HOME: 0-0 | AWAY: 0-0 | NEUTRAL: 1-1

CURRENT STREAK: Won 1 | MSU RUNS: 9 | ILST RUNS: 5

DATE	LOCATION	MSU/OPP	RESULT
April 15, 1983	Ruston, La.	--/--	L, 0-2
Feb. 28, 2010	Columbus, Ga.	--/--	W, 9-3

## INCARNATE WORD

1-0

HOME: 0-0 | AWAY: 0-0 | NEUTRAL: 1-0

CURRENT STREAK: Won 1 | MSU RUNS: 6 | IW RUNS: 0

DATE	LOCATION	MSU/OPP	RESULT
Feb. 27, 2016	Gulfport, Miss.	--/--	W, 6-0

## INDIANA STATE

1-0

HOME: 1-0 | AWAY: 0-0 | NEUTRAL: 0-0

CURRENT STREAK: Won 1 | MSU RUNS: 2 | INST RUNS: 1

DATE	LOCATION	MSU/OPP	RESULT
Mar. 6, 2007	Starkville, Miss.	--/--	W, 2-1

## IONA

1-0

HOME: 1-0 | AWAY: 0-0 | NEUTRAL: 0-0

CURRENT STREAK: Won 1 | MSU RUNS: 10 | INST RUNS: 0

DATE	LOCATION	MSU/OPP	RESULT
Feb. 7, 2009	Starkville, Miss.	--/--	W, 10-0 (5)

## IOWA

4-2

HOME: 3-0 | AWAY: 0-0 | NEUTRAL: 1-2

CURRENT STREAK: Won 4 | MSU RUNS: 21 | IOWA RUNS: 12

DATE	LOCATION	MSU/OPP	RESULT
April 3, 1982	Springfield, Mo.	--/--	L, 1-6
Mar. 5, 1998	Tampa, Fla.	--/16	L, 2-4
May 20, 2004	Lincoln, Neb.	--/--	W, 2-1 (8)
Feb. 21, 2014	Starkville, Miss.	--/--	W, 2-0
Feb. 22, 2014	Starkville, Miss.	--/--	W, 5-0
Feb. 23, 2014	Starkville, Miss.	--/--	W, 9-1 (5)

## IOWA STATE

1-2

HOME: 1-1 | AWAY: 0-0 | NEUTRAL: 0-1

CURRENT STREAK: Lost 1 | MSU RUNS: 13 | ISU RUNS: 23

DATE	LOCATION	MSU/OPP	RESULT
Mar. 26, 1982	Bartlesville, Okla.	--/--	L, 1-12
Feb. 9, 2007	Starkville, Miss.	--/--	W, 9-3
Feb. 10, 2007	Starkville, Miss.	--/--	L, 3-8

## JACKSON STATE

11-0

HOME: 9-0 | AWAY: 2-0 | NEUTRAL: 0-0

CURRENT STREAK: Won 11 | MSU RUNS: 118 | JSU RUNS: 17

DATE	LOCATION	MSU/OPP	RESULT
Feb. 7, 2004	Starkville, Miss.	--/--	W, 25-2 (5)
Feb. 8, 2004	Starkville, Miss.	--/--	W, 18-3 (5)
April 9, 2009	Starkville, Miss.	--/--	W, 9-0 (5)
April 9, 2009	Starkville, Miss.	--/--	W, 3-0
Feb. 29, 2012	Jackson, Miss.	--/--	W, 11-2 (6)
April 10, 2012	Starkville, Miss.	--/--	W, 12-3 (5)
April 12, 2013	Starkville, Miss.	--/--	W, 2-0
April 15, 2014	Jackson, Miss.	--/--	W, 6-4
April 5, 2017	Starkville, Miss.	--/--	W, 14-0 (6)
Apr. 20, 2021	Starkville, Miss.	--/--	W, 8-0 (5)
Apr. 20, 2021	Starkville, Miss.	--/--	W, 10-3

## JACKSONVILLE

2-0

HOME: 0-0 | AWAY: 0-0 | NEUTRAL: 2-0

CURRENT STREAK: Won 2 | MSU RUNS: 16 | JAC RUNS: 0

DATE	LOCATION	MSU/OPP	RESULT
Feb. 10, 2006	Tampa, Fla.	--/--	W, 8-0 (5)
Feb. 11, 2006	Tampa, Fla.	--/--	W, 8-0 (5)

## JACKSONVILLE STATE

11-3

HOME: 7-1 | AWAY: 2-0 | NEUTRAL: 2-2

CURRENT STREAK: Won 5 | MSU RUNS: 84 | JVST RUNS: 33

DATE	LOCATION	MSU/OPP	RESULT
Feb. 20, 1998	Starkville, Miss.	--/--	W, 3-0
Feb. 27, 1999	Starkville, Miss.	--/--	L, 3-6
Feb. 27, 1999	Starkville, Miss.	--/--	W, 4-0
Mar. 12, 1999	Chattanooga, Tenn.	--/--	L, 6-7 (8)
Mar. 15, 2000	Starkville, Miss.	21/--	W, 6-0
Mar. 15, 2000	Starkville, Miss.	21/--	W, 5-1
April 21, 2001	Jacksonville, Ala.	--/--	W, 3-2
April 24, 2002	Starkville, Miss.	--/--	W, 10-1 (5)
Feb. 16, 2003	Oxford, Miss.	--/--	L, 1-9 (6)
Feb. 11, 2012	Mobile, Ala.	--/--	W, 8-1
Mar. 12, 2013	Jacksonville, Ala.	--/--	W, 7-2
Feb. 8, 2014	Starkville, Miss.	--/--	W, 9-1 (6)
Feb. 9, 2014	Starkville, Miss.	--/--	W, 8-0 (5)
April 3, 2019	Huntsville, Ala.	--/--	W, 11-3 (6)

## KANSAS

1-2

HOME: 0-0 | AWAY: 0-0 | NEUTRAL: 1-2

CURRENT STREAK: Won 1 | MSU RUNS: 10 | KU RUNS: 16

DATE	LOCATION	MSU/OPP	RESULT
April 3, 1982	Springfield, Mo.	--/--	L, 1-9
Mar. 3, 2002	Tallahassee, Fla.	23/--	L, 3-4
Mar. 2, 2019	Durham, N.C.	--/--	W, 6-3

## KENNESAW STATE

2-3

HOME: 2-1 | AWAY: 0-2 | NEUTRAL: 0-0

CURRENT STREAK: Won 1 | MSU RUNS: 13 | KENN RUNS: 11

DATE	LOCATION	MSU/OPP	RESULT
Feb. 10, 2007	Starkville, Miss.	--/--	W, 6-0
Feb. 6, 2009	Starkville, Miss.	--/--	L, 0-4
Feb. 26, 2011	Kennesaw, Ga.	--/--	L, 2-3
Mar. 11, 2014	Kennesaw, Ga.	--/--	L, 1-2 (8)
March 4, 2015	Starkville, Miss.	--/--	W, 4-2

## KENT STATE

0-2

HOME: 0-0 | AWAY: 0-0 | NEUTRAL: 0-2

CURRENT STREAK: Lost 2 | MSU RUNS: 11 | KENT RUNS: 19

DATE	LOCATION	MSU/OPP	RESULT
Mar. 12, 1982	Baton Rouge, La.	--/--	L, 3-10
Mar. 12, 1982	Baton Rouge, La.	--/--	L, 8-9

## KENTUCKY WESLEYAN

6-0

HOME: 4-0 | AWAY: 2-0 | NEUTRAL: 0-0

CURRENT STREAK: Won 6 | MSU RUNS: 37 | KYW RUNS: 14

DATE	LOCATION	MSU/OPP	RESULT
April 14, 1984	Owensboro, Ky.	--/--	W, 4-3
Mar. 9, 1985	Starkville, Miss.	--/--	W, 8-5
Mar. 9, 1985	Starkville, Miss.	--/--	W, 7-2
April 12, 1985	Owensboro, Ky.	--/--	W, 4-2
Mar. 8, 1986	Starkville, Miss.	--/--	W, 3-0
Mar. 8, 1986	Starkville, Miss.	--/--	W, 11-2

## LAMAR

2-0

HOME: 2-0 | AWAY: 0-0 | NEUTRAL: 0-0

CURRENT STREAK: Won 2 | MSU RUNS: 13 | LAM RUNS: 4

DATE	LOCATION	MSU/OPP	RESULT
Feb. 14, 2015	Starkville, Miss.	--/--	W, 7-1
Mar. 2, 2018	Starkville, Miss.	--/--	W, 6-3

## LIBERTY

1-0

HOME: 0-0 | AWAY: 0-0 | NEUTRAL: 1-0

CURRENT STREAK: Won 1 | MSU RUNS: 9 | LIB RUNS: 2

DATE	LOCATION	MSU/OPP	RESULT
Feb. 8, 2020	Clearwater, Fla.	--/--	W, 9-2

## LINCOLN COLLEGE

1-0

HOME: 0-0 | AWAY: 0-0 | NEUTRAL: 1-0

CURRENT STREAK: Won 1 | MSU RUNS: 7 | LIN COL RUNS: 4

DATE	LOCATION	MSU/OPP	RESULT
April 27, 1985	Cookeville, Tenn.	--/--	W, 7-4

## LIPSCOMB

3-0

HOME: 1-0 | AWAY: 1-0 | NEUTRAL: 1-0

CURRENT STREAK: Won 3 | MSU RUNS: 8 | LIP RUNS: 4

DATE	LOCATION	MSU/OPP	RESULT
Feb. 10, 2012	Mobile, Ala.	--/--	W, 3-1
Feb. 17, 2013	Starkville, Miss.	--/--	W, 4-3 (10)
March 31, 2015	Nashville, Tenn.	--/--	W, 1-0

## LONG BEACH STATE

1-1

HOME: 0-0 | AWAY: 0-1 | NEUTRAL: 1-0

CURRENT STREAK: Lost 1 | MSU RUNS: 14 | LBS RUNS: 7

DATE	LOCATION	MSU/OPP	RESULT
Mar. 11, 2006	Lakewood, Calif.	23/--	W, 13-2
Mar. 12, 2016	Long Beach, Calif.	--/--	L, 1-5

## NON-CONFERENCE SERIES HISTORIES

## LONG ISLAND

3-0

HOME: 0-0 | AWAY: 0-0 | NEUTRAL: 3-0

CURRENT STREAK: Won 3 | MSU RUNS: 8 | LIU RUNS: 1

DATE	LOCATION	MSU/OPP	RESULT
Mar. 2, 2013	Orlando, Fla.	--/--	W, 2-0
Feb. 14, 2014	Boca Raton, Fla.	--/--	W, 5-1
Feb. 15, 2014	Boca Raton, Fla.	--/--	W, 1-0 (11)

*\*Known as LIU-Brooklyn until merger with LIU-Post prior to 2020*

## LONGWOOD

1-0

HOME: 1-0 | AWAY: 0-0 | NEUTRAL: 0-0

CURRENT STREAK: Won 1 | MSU RUNS: 3 | LWD RUNS: 1

DATE	LOCATION	MSU/OPP	RESULT
Mar. 5, 2016	Starkville, Miss.	--/--	W, 3-1

## LOUISIANA

3-12

HOME: 1-5 | AWAY: 2-5 | NEUTRAL: 0-2

CURRENT STREAK: Lost 6 | MSU RUNS: 47 | UL RUNS: 76

DATE	LOCATION	MSU/OPP	RESULT
Mar. 19, 1982	Starkville, Miss.	--/--	W, 13-3
Mar. 19, 1982	Starkville, Miss.	--/--	L, 9-15
Feb. 26, 1983	Lafayette, La.	--/--	L, 1-2
Feb. 26, 1983	Lafayette, La.	--/--	L, 1-6
April 7, 1984	Starkville, Miss.	--/--	L, 0-1
April 7, 1984	Starkville, Miss.	--/--	L, 2-3
Feb. 28, 1986	Thibodaux, La.	--/--	L, 1-2
April 7, 1986	Lafayette, La.	--/--	W, 3-0
April 7, 1986	Lafayette, La.	--/--	W, 5-1
May 2, 1999	Starkville, Miss.	--/6	L, 1-7
May 2, 1999	Starkville, Miss.	--/6	L, 2-4
May 18, 2002	Lafayette, La.	--/19	L, 3-10
Feb. 12, 2005	Lafayette, La.	--/5	L, 2-7
Feb. 24, 2012	Clearwater, Fla.	--/17	L, 3-6
Feb. 13, 2013	Lafayette, La.	--/15	L, 1-9 (6)

*\*Until 1999, known as University of Southwestern Louisiana*

## LOUISIANA-MONROE

12-6

HOME: 8-2 | AWAY: 3-4 | NEUTRAL: 1-0

CURRENT STREAK: Won 4 | MSU RUNS: 73 | ULM RUNS: 47

DATE	LOCATION	MSU/OPP	RESULT
Mar. 13, 1983	Starkville, Miss.	--/--	L, 0-3
Mar. 13, 1983	Starkville, Miss.	--/--	W, 4-3
April 10, 1984	Monroe, La.	--/--	L, 2-3
April 10, 1984	Monroe, La.	--/--	L, 0-1
Feb. 23, 1997	Monroe, La.	--/--	L, 1-5
April 23, 1997	Starkville, Miss.	--/20	L, 0-6
April 23, 1997	Starkville, Miss.	--/20	W, 1-0
April 14, 1998	Monroe, La.	--/--	W, 11-0 (6)
April 14, 1998	Monroe, La.	--/--	W, 7-5
April 15, 1999	Starkville, Miss.	--/--	W, 9-1 (5)
April 15, 1999	Starkville, Miss.	--/--	W, 3-2 (9)
April 11, 2000	Monroe, La.	19/--	L, 1-2
April 11, 2000	Monroe, La.	19/--	W, 3-2
Feb. 20, 2001	Starkville, Miss.	23/--	W, 2-1 (9)
Feb. 20, 2001	Starkville, Miss.	23/--	W, 8-5
Feb. 7, 2009	Starkville, Miss.	--/--	W, 5-3
Feb. 8, 2009	Starkville, Miss.	--/--	W, 12-5
Feb. 19, 2010	College Station, Texas	--/--	W, 4-0

## LOUISIANA TECH

14-9

HOME: 11-7 | AWAY: 2-2 | NEUTRAL: 1-0

CURRENT STREAK: Won 14 | MSU RUNS: 78 | LT RUNS: 72

DATE	LOCATION	RESULT
April 23, 1983	Starkville, Miss.	--/-- L, 0-4
April 23, 1983	Starkville, Miss.	--/-- L, 0-9
Mar. 10, 1984	Starkville, Miss.	--/-- L, 0-4
Mar. 10, 1984	Starkville, Miss.	--/-- L, 1-9
April 19, 1985	Ruston, La.	--/-- L, 0-3
April 19, 1985	Ruston, La.	--/-- L, 2-5
April 12, 1986	Starkville, Miss.	--/-- L, 1-2
April 12, 1986	Starkville, Miss.	--/-- L, 0-1
April 25, 1997	Starkville, Miss.	--/21 L, 2-5
April 25, 1997	Starkville, Miss.	--/21 W, 3-2 (10)
Feb. 6, 2004	Starkville, Miss.	--/-- W, 6-1
Feb. 8, 2004	Starkville, Miss.	--/-- W, 1-0
Feb. 4, 2005	Starkville, Miss.	--/-- W, 9-0 (5)
Feb. 6, 2005	Starkville, Miss.	--/-- W, 9-7
Mar. 10, 2008	Starkville, Miss.	19/-- W, 5-2
Feb. 18, 2011	Starkville, Miss.	--/-- W, 3-2
Mar. 2, 2012	Starkville, Miss.	--/-- W, 8-0 (5)
Feb. 12, 2015	Starkville, Miss.	--/-- W, 6-4
April 13, 2016	Ruston, La.	--/-- W, 3-2
Mar. 24, 2017	Norman, Okla.	--/-- W, 5-4
Mar. 8, 2019	Starkville, Miss.	--/-- W, 15-0 (5)
Mar. 10, 2019	Starkville, Miss.	--/-- W, 3-0
Apr. 10, 2021	Ruston, La.	--/-- W, 2-0

## LOUISVILLE

1-0

HOME: 0-0 | AWAY: 0-0 | NEUTRAL: 1-0

CURRENT STREAK: Won 1 | MSU RUNS: 3 | LOU RUNS: 2

DATE	LOCATION	MSU/OPP	RESULT
Feb. 8, 2020	Clearwater, Fla.	--/--	W, 3-2 (8)

## LUTHER COLLEGE

1-1

HOME: 1-1 | AWAY: 0-0 | NEUTRAL: 0-0

CURRENT STREAK: Lost 1 | MSU RUNS: 7 | LC RUNS: 8

DATE	LOCATION	MSU/OPP	RESULT
Mar. 23, 1984	Starkville, Miss.	--/--	W, 3-2
Mar. 23, 1984	Starkville, Miss.	--/--	L, 4-6

## MAINE

1-0

HOME: 0-0 | AWAY: 0-0 | NEUTRAL: 1-0

CURRENT STREAK: Won 1 | MSU RUNS: 7 | MA RUNS: 0

DATE	LOCATION	MSU/OPP	RESULT
Mar. 23, 1985	Tallahassee, Fla.	--/--	W, 7-0

## MARSHALL

3-0

HOME: 3-0 | AWAY: 0-0 | NEUTRAL: 0-0

CURRENT STREAK: Won 3 | MSU RUNS: 15 | MRSH RUNS: 1

DATE	LOCATION	MSU/OPP	RESULT
Mar. 29, 2014	Starkville, Miss.	--/--	W, 4-0
Mar. 29, 2014	Starkville, Miss.	--/--	W, 2-0
Mar. 30, 2014	Starkville, Miss.	--/--	W, 9-1 (5)

## MARYLAND

4-0

HOME: 0-0 | AWAY: 0-0 | NEUTRAL: 4-0

CURRENT STREAK: Won 4 | MSU RUNS: 18 | UMD RUNS: 10

DATE	LOCATION	MSU/OPP	RESULT
Feb. 27, 2010	Columbus, Ga.	--/--	W, 5-4
Mar. 1, 2013	Orlando, Fla.	--/--	W, 4-3
Feb. 14, 2014	Boca Raton, Fla.	--/--	W, 3-1
Feb. 27, 2015	Orlando, Fla.	--/--	W, 6-2

## MCNEESE STATE

3-1

HOME: 1-0 | AWAY: 0-0 | NEUTRAL: 2-1

CURRENT STREAK: Won 1 | MSU RUNS: 15 | MCS RUNS: 10

DATE	LOCATION	MSU/OPP	RESULT
Mar. 25, 1997	Starkville, Miss.	--/--	W, 3-2
Feb. 12, 2005	Lafayette, La.	--/--	W, 5-0
Feb. 26, 2016	Gulfport, Miss.	--/--	L, 4-8
Feb. 28, 2016	Gulfport, Miss.	--/--	W, 3-0

## MEMPHIS

11-0

HOME: 6-0 | AWAY: 3-0 | NEUTRAL: 2-0

CURRENT STREAK: Won 11 | MSU RUNS: 82 | MEM RUNS: 26

DATE	LOCATION	MSU/OPP	RESULT
Feb. 12, 2012	Mobile, Ala.	--/--	W, 9-6
April 24, 2012	Starkville, Miss.	--/--	W, 9-1 (6)
Mar. 6, 2013	Starkville, Miss.	--/--	W, 8-1
Mar. 1, 2014	Gulfport, Miss.	--/--	W, 3-2
Mar. 18, 2014	Memphis, Tenn.	--/--	W, 2-1
April 22, 2015	Starkville, Miss.	--/--	W, 11-3 (5)
Mar. 14, 2018	Memphis, Tenn.	21/--	W, 7-1
April 17, 2018	Starkville, Miss.	19/--	W, 3-1
Feb. 27, 2019	Memphis, Tenn.	--/--	W, 10-7
April 10, 2019	Starkville, Miss.	--/--	W, 15-3 (5)
Mar. 10, 2021	Starkville, Miss.	--/--	W, 5-0

## MERCER

3-1

HOME: 1-0 | AWAY: 1-0 | NEUTRAL: 1-1

CURRENT STREAK: Won 1 | MSU RUNS: 21 | MER RUNS: 13

DATE	LOCATION	MSU/OPP	RESULT
Mar. 11, 2006	Lakewood, Calif.	23/--	W, 4-3
Feb. 24, 2008	Macon, Ga.	15/--	W, 5-3
Feb. 25, 2011	Kennesaw, Ga.	--/--	L, 5-6
Mar. 3, 2018	Starkville, Miss.	--/--	W, 7-1

## MIAMI (OHIO)

5-0

HOME: 2-0 | AWAY: 0-0 | NEUTRAL: 3-0

CURRENT STREAK: Won 5 | MSU RUNS: 31 | MOH RUNS: 15

DATE	LOCATION	MSU/OPP	RESULT
Feb. 21, 2003	Las Cruces, N.M.	--/--	W, 5-2
Feb. 14, 2009	Tallahassee, Fla.	--/--	W, 3-0
March 1, 2015	Orlando, Fla.	--/--	W, 3-1
Feb. 13, 2021	Starkville, Miss.	20/--	W, 10-9
Feb. 13, 2021	Starkville, Miss.	20/--	W, 10-3

## MICHIGAN

1-7

HOME: 0-2 | AWAY: 0-0 | NEUTRAL: 1-5

CURRENT STREAK: Lost 3 | MSU RUNS: 12 | MICH RUNS: 28

DATE	LOCATION	MSU/OPP	RESULT
Mar. 7, 1998	Tampa, Fla.	--/2	L, 1-2 (8)
Mar. 5, 1999	Tampa, Fla.	--/14	L, 3-9
Mar. 7, 1999	Tampa, Fla.	--/14	L, 3-4
Mar. 1, 2001	Starkville, Miss.	--/18	L, 1-3
Feb. 22, 2002	Columbus, Ga.	22/8	W, 3-2
Feb. 29, 2008	Columbus, Ga.	18/12	L, 0-2
Mar. 3, 2010	Starkville, Miss.	--/7	L, 0-3
Feb. 26, 2012	Clearwater, Fla.	--/12	L, 1-3

## MICHIGAN STATE

2-2

HOME: 0-2 | AWAY: 0-0 | NEUTRAL: 2-0

CURRENT STREAK: Won 2 | MSU RUNS: 14 | MICHST RUNS: 21

DATE	LOCATION	MSU/OPP	RESULT
Mar. 22, 1984	Starkville, Miss.	--/--	L, 3-11
Mar. 22, 1984	Starkville, Miss.	--/--	L, 1-6
Mar. 7, 1999	Tampa, Fla.	--/--	W, 4-2
Mar. 9, 2001	Tampa, Fla.	--/--	W, 6-2

## NON-CONFERENCE SERIES HISTORIES

## MIDDLE TENNESSEE

6-1

HOME: 4-0 | AWAY: 1-1 | NEUTRAL: 1-0

CURRENT STREAK: Won 5 | MSU RUNS: 60 | MTSU RUNS: 14

DATE	LOCATION	MSU/OPP	RESULT
Mar. 17, 2005	Murfreesboro, Tenn.	--/--	W, 8-0 (5)
Mar. 17, 2005	Murfreesboro, Tenn.	--/--	L, 5-6
Mar. 28, 2006	Starkville, Miss.	22/--	W, 9-3
Mar. 28, 2006	Starkville, Miss.	22/--	W, 13-1 (5)
April 22, 2013	Irondale, Ala.	--/--	W, 8-1
Feb. 6, 2015	Starkville, Miss.	--/--	W, 9-1 (6)
Feb. 8, 2019	Starkville, Miss.	--/--	W, 8-2

## MINNESOTA

0-1

HOME: 0-0 | AWAY: 0-0 | NEUTRAL: 0-1

CURRENT STREAK: Lost 1 | MSU RUNS: 0 | MINN RUNS: 5

DATE	LOCATION	MSU/OPP	RESULT
Feb. 27, 2015	Orlando, Fla.	--/13	L, 0-5

## MISSISSIPPI UNIV. FOR WOMEN

7-2

HOME: 4-1 | AWAY: 2-1 | NEUTRAL: 1-0

CURRENT STREAK: Won 3 | MSU RUNS: 45 | MUW RUNS: 26

DATE	LOCATION	MSU/OPP	RESULT
Mar. 16, 1985	Starkville, Miss.	--/--	L, 1-10
Mar. 30, 1985	Columbus, Miss.	--/--	W, 5-0
April 9, 1985	Starkville, Miss.	--/--	W, 7-1
April 9, 1985	Starkville, Miss.	--/--	W, 7-2
April 12, 1985	Owensboro, Ky.	--/--	W, 3-2
April 23, 1985	Columbus, Miss.	--/--	L, 1-5
April 23, 1985	Columbus, Miss.	--/--	W, 5-1
April 4, 1986	Starkville, Miss.	--/--	W, 6-5
April 4, 1986	Starkville, Miss.	--/--	W, 10-0

## MISSISSIPPI VALLEY STATE

37-1

HOME: 29-0 | AWAY: 6-1 | NEUTRAL: 2-0

CURRENT STREAK: Won 29 | MSU RUNS: 322 | MVS RUNS: 40

DATE	LOCATION	MSU/OPP	RESULT
Feb. 14, 2003	Starkville, Miss.	--/--	W, 14-0 (5)
Feb. 21, 2004	Starkville, Miss.	--/--	W, 12-0 (5)
Feb. 22, 2004	Starkville, Miss.	--/--	W, 7-0
Feb. 5, 2005	Starkville, Miss.	--/--	W, 15-0 (5)
Feb. 6, 2005	Starkville, Miss.	--/--	W, 8-0 (6)
Mar. 21, 2006	Starkville, Miss.	22/--	W, 5-0
Mar. 21, 2006	Starkville, Miss.	22/--	W, 6-3
Feb. 21, 2007	Starkville, Miss.	--/--	W, 10-2 (5)
April 18, 2007	Itta Bena, Miss.	--/--	L, 3-5
Feb. 13, 2008	Starkville, Miss.	22/--	W, 10-0 (5)
Mar. 29, 2008	Starkville, Miss.	--/--	W, 10-1 (5)
Mar. 30, 2008	Starkville, Miss.	--/--	W, 12-0 (5)
Feb. 25, 2009	Itta Bena, Miss.	25/--	W, 10-4
May 8, 2009	Starkville, Miss.	--/--	W, 10-2 (5)
May 8, 2009	Starkville, Miss.	--/--	W, 4-1
Mar. 6, 2010	Starkville, Miss.	--/--	W, 11-1 (5)
Mar. 24, 2010	Itta Bena, Miss.	--/--	W, 9-6
April 7, 2010	Ridgeland, Miss.	--/--	W, 9-1 (5)
Mar. 6, 2011	Starkville, Miss.	--/--	W, 8-0 (5)
April 12, 2011	Itta Bena, Miss.	--/--	W, 5-1
April 19, 2011	Starkville, Miss.	--/--	W, 9-1 (6)
Feb. 19, 2012	Starkville, Miss.	--/--	W, 3-2
Mar. 28, 2012	Itta Bena, Miss.	--/--	W, 4-3 (8)
April 24, 2013	Starkville, Miss.	--/--	W, 1-0
May 18, 2013	Mobile, Ala.	--/--	W, 2-1
Feb. 7, 2014	Starkville, Miss.	--/--	W, 8-0 (5)
April 1, 2014	Itta Bena, Miss.	--/--	W, 13-0 (5)
Feb. 5, 2015	Starkville, Miss.	--/--	W, 8-0 (6)
April 28, 2016	Itta Bena, Miss.	--/--	W, 6-0
Mar. 29, 2017	Starkville, Miss.	--/--	W, 8-0 (6)
Feb. 9, 2018	Starkville, Miss.	--/--	W, 10-0 (5)
Feb. 11, 2018	Starkville, Miss.	--/--	W, 8-0 (6)
Mar. 8, 2019	Starkville, Miss.	--/--	W, 15-0 (5)
Mar. 10, 2019	Starkville, Miss.	--/--	W, 3-0
Mar. 6, 2020	Starkville, Miss.	24/--	W, 6-0
Mar. 7, 2020	Starkville, Miss.	24/--	W, 20-3 (5)
Feb. 22, 2021	Starkville, Miss.	22/--	W, 10-1 (5)
Feb. 24, 2021	Starkville, Miss.	--/--	W, 10-2 (6)

## MISSOURI STATE

4-3

HOME: 3-3 | AWAY: 0-0 | NEUTRAL: 1-0

CURRENT STREAK: Won 3 | MSU RUNS: 22 | MOST RUNS: 15

DATE	LOCATION	MSU/OPP	RESULT
Mar. 20, 1985	Starkville, Miss.	--/--	L, 0-1
Mar. 20, 1985	Starkville, Miss.	--/--	W, 4-2
Mar. 7, 1986	Starkville, Miss.	--/--	L, 0-2
Mar. 7, 1986	Starkville, Miss.	--/--	L, 3-10
Feb. 11, 2018	Starkville, Miss.	--/--	W, 5-0
Feb. 7, 2020	Clearwater, Fla.	--/--	W, 5-0
Feb. 22, 2021	Starkville, Miss.	22/--	W, 5-0

\*Until 2005, known as Southwest Missouri State University

## MONMOUTH

1-0

HOME: 0-0 | AWAY: 0-0 | NEUTRAL: 1-0

CURRENT STREAK: Won 1 | MSU RUNS: 9 | MVS RUNS: 1

DATE	LOCATION	MSU/OPP	RESULT
Mar. 11, 2003	Conway, S.C.	--/--	W, 9-1 (6)

## MOUNT ST. MARYS

1-0

HOME: 0-0 | AWAY: 0-0 | NEUTRAL: 1-0

CURRENT STREAK: Won 1 | MSU RUNS: 6 | MSM RUNS: 1

DATE	LOCATION	RESULT
Mar. 7, 2009	Honolulu, Hawaii	25/-- W, 6-1

## MURRAY STATE

2-0

HOME: 2-0 | AWAY: 0-0 | NEUTRAL: 0-0

CURRENT STREAK: Won 2 | MSU RUNS: 10 | MURR RUNS: 2

DATE	LOCATION	MSU/OPP	RESULT
Feb. 17, 2013	Starkville, Miss.	--/--	W, 4-1
Feb. 16, 2018	Starkville, Miss.	--/--	W, 6-1

## NC STATE

3-2

HOME: 1-1 | AWAY: 0-0 | NEUTRAL: 2-1

CURRENT STREAK: Won 1 | MSU RUNS: 22 | NCST RUNS: 7

DATE	LOCATION	RESULT
Feb. 4, 2005	Starkville, Miss.	--/-- L, 1-2
Feb. 5, 2005	Starkville, Miss.	--/-- W, 5-1
Feb. 29, 2008	Columbus, Ga.	18/-- W, 4-0
Feb. 27, 2010	Columbus, Ga.	--/-- L, 3-4
Feb. 9, 2020	Clearwater, Fla.	--/-- W, 9-0 (5)

## NEBRASKA

1-3

HOME: 0-0 | AWAY: 0-1 | NEUTRAL: 1-2

CURRENT STREAK: Won 1 | MSU RUNS: 20 | NEB RUNS: 22

DATE	LOCATION	MSU/OPP	RESULT
Feb. 7, 2003	Phoenix, Ariz.	--/4	L, 5-7
May 16, 2003	Lincoln, Neb.	--/11	L, 0-8 (6)
Feb. 24, 2007	Columbus, Ga.	--/21	L, 6-7 (9)
Feb. 22, 2018	Cathedral City, Calif.	--/--	W, 9-0 (5)

## NEVADA

1-0

HOME: 0-0 | AWAY: 0-0 | NEUTRAL: 1-0

CURRENT STREAK: Won 1 | MSU RUNS: 7 | MSM RUNS: 0

DATE	LOCATION	MSU/OPP	RESULT
Feb. 21, 2003	Las Cruces, N.M.	--/--	W, 7-0

## NEW MEXICO

2-0

HOME: 0-0 | AWAY: 0-0 | NEUTRAL: 2-0

CURRENT STREAK: Won 2 | MSU RUNS: 11 | UNM RUNS: 2

DATE	LOCATION	MSU/OPP	RESULT
Mar. 14, 1997	San Jose, Calif.	--/--	W, 4-0
Mar. 15, 1997	San Jose, Calif.	--/--	W, 7-2

## NEW MEXICO STATE

3-0

HOME: 0-0 | AWAY: 0-0 | NEUTRAL: 3-0

CURRENT STREAK: Won 3 | MSU RUNS: 18 | NMS RUNS: 8

DATE	LOCATION	MSU/OPP	RESULT
Feb. 12, 1999	Phoenix, Ariz.	--/--	W, 4-2
Mar. 6, 1999	Tampa, Fla.	--/--	W, 7-0
Feb. 9, 2002	Phoenix, Ariz.	--/--	W, 7-6 (8)

## NICHOLLS STATE

3-7

HOME: 1-3 | AWAY: 0-2 | NEUTRAL: 2-2

CURRENT STREAK: Won 2 | MSU RUNS: 38 | NICH RUNS: 44

DATE	LOCATION	MSU/OPP	RESULT
April 9, 1983	Starkville, Miss.	--/--	L, 2-4
April 9, 1983	Starkville, Miss.	--/--	L, 2-4
April 25, 1984	Thibodaux, La.	--/--	L, 3-7
April 25, 1984	Thibodaux, La.	--/--	L, 8-13
Mar. 22, 1985	Tallahassee, Fla.	--/--	L, 2-3 (9)
April 2, 1985	Starkville, Miss.	--/--	W, 3-2
April 2, 1985	Starkville, Miss.	--/--	L, 3-5
Feb. 21, 1997	Monroe, La.	--/--	L, 0-6
Mar. 8, 2002	Plant City, Fla.	--/--	W, 8-0 (5)
Mar. 1, 2014	Gulfport, Miss.	--/--	W, 7-0



## NON-CONFERENCE SERIES HISTORIES

## NORTH ALABAMA

4-0

HOME: 2-0 | AWAY: 2-0 | NEUTRAL: 0-0

CURRENT STREAK: Won 4 | MSU RUNS: 33 | UNA RUNS: 9

DATE	LOCATION	MSU/OPP	RESULT
Feb. 14, 2020	Starkville, Miss.	--/--	W, 6-0
Feb. 15, 2020	Starkville, Miss.	--/--	W, 9-1 (6)
Apr. 3, 2021	Florence, Ala.	--/--	W, 9-7 (9)
Apr. 3, 2021	Florence, Ala.	--/--	W, 9-1 (5)

## NORTH CAROLINA

2-3

HOME: 0-0 | AWAY: 0-0 | NEUTRAL: 2-3

CURRENT STREAK: Lost 3 | MSU RUNS: 24 | UNC RUNS: 31

DATE	LOCATION	MSU/OPP	RESULT
Mar. 9, 2000	Tampa, Fla.	24/--	W, 6-0
Mar. 8, 2002	Plant City, Fla.	--/--	W, 8-3
Feb. 25, 2007	Columbus, Ga.	--/--	L, 4-8
Mar. 12, 2011	Tuscaloosa, Ala.	--/--	L, 4-12 (5)
Mar. 13, 2011	Tuscaloosa, Ala.	--/--	L, 2-8

## NORTH DAKOTA STATE

1-1

HOME: 0-0 | AWAY: 0-0 | NEUTRAL: 1-1

CURRENT STREAK: Won 1 | MSU RUNS: 16 | NDS RUNS: 5

DATE	LOCATION	MSU/OPP	RESULT
May 18, 2018	Tucson, Ariz.	--/--	L, 4-5
May 19, 2018	Tucson, Ariz.	--/--	W, 12-0 (5)

## NORTH FLORIDA

2-0

HOME: 2-0 | AWAY: 0-0 | NEUTRAL: 0-0

CURRENT STREAK: Won 2 | MSU RUNS: 11 | UNF RUNS: 6

DATE	LOCATION	MSU/OPP	RESULT
Feb. 24, 2017	Starkville, Miss.	--/--	W, 7-5
Feb. 25, 2017	Starkville, Miss.	--/--	W, 4-1

## NORTH TEXAS

1-0

HOME: 0-0 | AWAY: 0-0 | NEUTRAL: 1-0

CURRENT STREAK: Won 1 | MSU RUNS: 6 | NCS RUNS: 3

DATE	LOCATION	MSU/OPP	RESULT
April 19, 1986	Arlington, Texas	--/--	W, 6-3

## NORTHERN ILLINOIS

0-1

HOME: 0-0 | AWAY: 0-0 | NEUTRAL: 0-1

CURRENT STREAK: Lost 1 | MSU RUNS: 1 | NIL RUNS: 2

DATE	LOCATION	MSU/OPP	RESULT
Feb. 23, 1997	Monroe, La.	--/--	L, 1-2

## NORTHERN KENTUCKY

2-0

HOME: 2-0 | AWAY: 0-0 | NEUTRAL: 0-0

CURRENT STREAK: Won 2 | MSU RUNS: 18 | UNK RUNS: 2

DATE	LOCATION	MSU/OPP	RESULT
Feb. 7, 2014	Starkville, Miss.	--/--	W, 12-1 (5)
Feb. 8, 2014	Starkville, Miss.	--/--	W, 6-1

## NORTHWESTERN STATE

8-5

HOME: 5-3 | AWAY: 2-2 | NEUTRAL: 1-0

CURRENT STREAK: Lost 2 | MSU RUNS: 45 | NWST RUNS: 36

DATE	LOCATION	MSU/OPP	RESULT
Mar. 3, 1984	Natchitoches, La.	--/--	W, 2-1
Mar. 3, 1984	Natchitoches, La.	--/--	L, 3-7
Feb. 14, 1998	Starkville, Miss.	--/--	L, 1-3
Feb. 14, 1998	Starkville, Miss.	--/--	W, 3-1
Feb. 15, 1998	Starkville, Miss.	--/--	W, 5-0
Feb. 6, 1999	Natchitoches, La.	--/--	L, 0-1
Feb. 6, 1999	Natchitoches, La.	--/--	W, 3-1
Feb. 19, 1999	Starkville, Miss.	--/--	W, 6-1
Feb. 18, 2000	Starkville, Miss.	--/--	W, 3-2
May 16, 2002	Lafayette, La.	--/--	W, 9-6
Feb. 24, 2006	Starkville, Miss.	--/--	W, 5-2
Feb. 16, 2013	Starkville, Miss.	--/--	L, 5-10
Mar. 4, 2016	Starkville, Miss.	--/--	L, 0-1

## NOTRE DAME

1-1

HOME: 0-0 | AWAY: 0-0 | NEUTRAL: 1-1

CURRENT STREAK: Won 1 | MSU RUNS: 9 | ND RUNS: 9

DATE	LOCATION	MSU/OPP	RESULT
Mar. 15, 1997	San Jose, Calif.	--/--	L, 3-8
March 1, 2015	Orlando, Fla.	--/23	W, 6-1

## OAKLAND

2-0

HOME: 2-0 | AWAY: 0-0 | NEUTRAL: 0-0

CURRENT STREAK: Won 2 | MSU RUNS: 15 | OAK RUNS: 1

DATE	LOCATION	MSU/OPP	RESULT
Feb. 27, 2002	Starkville, Miss.	23/--	W, 5-0
Feb. 27, 2002	Starkville, Miss.	23/--	W, 10-1 (5)

## OHIO

1-1

HOME: 0-0 | AWAY: 0-0 | NEUTRAL: 1-1

CURRENT STREAK: Lost 1 | MSU RUNS: 6 | OH RUNS: 6

DATE	LOCATION	MSU/OPP	RESULT
Mar. 2, 2014	Gulfport, Miss.	--/--	W, 2-1
Mar. 2, 2019	Durham, N.C.	--/--	L, 4-5

## OHIO STATE

1-3

HOME: 0-0 | AWAY: 0-0 | NEUTRAL: 1-3

CURRENT STREAK: Lost 2 | MSU RUNS: 5 | OSU RUNS: 23

DATE	LOCATION	MSU/OPP	RESULT
Mar. 23, 1985	Tallahassee, Fla.	--/--	L, 2-3
Mar. 21, 1986	Tallahassee, Fla.	--/--	W, 3-2
Mar. 6, 2005	Marietta, Ga.	--/--	L, 0-11 (5)
Feb. 27, 2009	Columbus, Ga.	25/24	L, 0-7

## OKLAHOMA

0-4

HOME: 0-0 | AWAY: 0-1 | NEUTRAL: 0-3

CURRENT STREAK: Lost 4 | MSU RUNS: 7 | OU RUNS: 30

DATE	LOCATION	MSU/OPP	RESULT
April 16, 1983	Ruston, La.	--/--	L, 0-4
Mar. 3, 2000	Columbus, Ga.	--/5	L, 4-12 (6)
Mar. 24, 2017	Norman, Okla.	--/13	L, 3-5
Apr. 10, 2021	Ruston, La.	--/1	L, 0-9 (5)

## OKLAHOMA CITY

0-1

HOME: 0-0 | AWAY: 0-0 | NEUTRAL: 0-1

CURRENT STREAK: Lost 1 | MSU RUNS: 2 | OKC RUNS: 3

DATE	LOCATION	MSU/OPP	RESULT
April 19, 1986	Arlington, Texas	--/--	L, 2-3

## OKLAHOMA STATE

1-5

HOME: 0-0 | AWAY: 0-2 | NEUTRAL: 1-3

CURRENT STREAK: Lost 2 | MSU RUNS: 17 | OKST RUNS: 37

DATE	LOCATION	MSU/OPP	RESULT
Mar. 25, 1982	Bartlesville, Okla.	--/--	L, 0-2
April 2, 1982	Springfield, Mo.	--/--	L, 1-9
Feb. 14, 2004	San Diego, Calif.	--/21	L, 2-3
Feb. 23, 2018	Cathedral City, Calif.	--/18	W, 9-4
May 22, 2021	Stillwater, Okla.	--/7	L, 3-9
May 23, 2021	Stillwater, Okla.	--/7	L, 2-10 (5)

## OMAHA

1-1

HOME: 1-0 | AWAY: 0-0 | NEUTRAL: 0-1

CURRENT STREAK: Won 1 | MSU RUNS: 8 | NEBO RUNS: 8

DATE	LOCATION	RESULT
Mar. 26, 1982	Bartlesville, Okla.	--/-- L, 0-8
Feb. 9, 2018	Starkville, Miss.	--/-- W, 8-0 (5)

## OREGON

1-1

HOME: 0-0 | AWAY: 0-0 | NEUTRAL: 1-1

CURRENT STREAK: Lost 1 | MSU RUNS: 5 | ORE RUNS: 7

DATE	LOCATION	MSU/OPP	RESULT
Feb. 8, 2008	Cathedral City, Calif.	--/20	W, 3-0
Feb. 20, 2020	Cathedral City, Calif.	--/15	L, 2-7

## OREGON STATE

3-4

HOME: 0-0 | AWAY: 0-0 | NEUTRAL: 3-4

CURRENT STREAK: Won 3 | MSU RUNS: 25 | ORST RUNS: 20

DATE	LOCATION	MSU/OPP	RESULT
Feb. 9, 2001	Corpus Christi, Texas	23/16	L, 0-3
Feb. 10, 2001	Corpus Christi, Texas	23/16	L, 0-1 (8)
Feb. 27, 2005	Palm Springs, Calif.	--/18	L, 5-6
Mar. 6, 2009	Honolulu, Hawaii	25/--	L, 0-2
Feb. 20, 2010	College Station, Texas	--/--	W, 13-3
Feb. 21, 2010	College Station, Texas	--/--	W, 6-5 (8)
Feb. 20, 2020	Cathedral City, Calif.	--/--	W, 1-0

## PACIFIC

1-2

HOME: 0-0 | AWAY: 0-0 | NEUTRAL: 1-2

CURRENT STREAK: Lost 1 | MSU RUNS: 21 | PAC RUNS: 18

DATE	LOCATION	MSU/OPP	RESULT
Feb. 26, 2005	Palm Springs, Calif.	--/--	L, 4-5
May 18, 2007	Tuscon, Ariz.	--/--	W, 7-1
May 19, 2007	Tuscon, Ariz.	--/--	L, 10-12

## PENN STATE

5-2

HOME: 4-0 | AWAY: 0-0 | NEUTRAL: 1-2

CURRENT STREAK: Won 4 | MSU RUNS: 48 | PSU RUNS: 27

DATE	LOCATION	MSU/OPP	RESULT
Mar. 9, 2000	Tampa, Fla.	24/--	W, 2-0
Feb. 24, 2001	Las Vegas, Nev.	--/--	L, 3-8
Feb. 24, 2001	Las Vegas, Nev.	--/--	L, 5-6
Feb. 21, 2015	Starkville, Miss.	--/--	W, 9-3
Feb. 21, 2015	Starkville, Miss.	--/--	W, 10-5 (6)
Feb. 22, 2015	Starkville, Miss.	--/--	W, 10-2 (5)
Mar. 8, 2016	Starkville, Miss.	--/--	W, 9-3

## PITTSBURGH

1-1

HOME: 0-0 | AWAY: 0-0 | NEUTRAL: 1-1

CURRENT STREAK: Lost 1 | MSU RUNS: 7 | PITT RUNS: 7

DATE	LOCATION	MSU/OPP	RESULT
Mar. 2, 2003	Tallahassee, Fla.	--/--	W, 5-4 (8)
Feb. 27, 2004	Houston, Texas	--/--	L, 2-3

## NON-CONFERENCE SERIES HISTORIES

## PORTLAND STATE 0-1

HOME: 0-0 | AWAY: 0-0 | NEUTRAL: 0-1

CURRENT STREAK: Lost 1 | MSU RUNS: 0 | PRST RUNS: 2

DATE	LOCATION	MSU/OPP	RESULT
May 18, 2012	Eugene, Ore.	--/--	L, 0-2

## PURDUE 3-1

HOME: 2-0 | AWAY: 0-0 | NEUTRAL: 1-1

CURRENT STREAK: Lost 1 | MSU RUNS: 18 | PUR RUNS: 14

DATE	LOCATION	MSU/OPP	RESULT
Feb. 9, 2007	Starkville, Miss.	--/--	W, 6-5
Feb. 11, 2007	Starkville, Miss.	--/--	W, 8-1
Feb. 13, 2009	Tallahassee, Fla.	--/--	W, 4-3
Feb. 27, 2011	Kennesaw, Ga.	--/--	L, 0-5

## PURDUE-FORT WAYNE 1-0

HOME: 0-0 | AWAY: 0-0 | NEUTRAL: 1-0

CURRENT STREAK: Won 1 | MSU RUNS: 5 | IPFW RUNS: 1

DATE	LOCATION	MSU/OPP	RESULT
Feb. 22, 2003	Las Cruces, N.M.	--/--	W, 5-1

## RADFORD 0-1

HOME: 0-0 | AWAY: 0-0 | NEUTRAL: 0-1

CURRENT STREAK: Lost 1 | MSU RUNS: 1 | RAD RUNS: 3

DATE	LOCATION	MSU/OPP	RESULT
Mar. 8, 2009	Honolulu, Hawaii	25/--	L, 1-3

## RHODE ISLAND 0-1

HOME: 0-0 | AWAY: 0-0 | NEUTRAL: 0-1

CURRENT STREAK: Lost 1 | MSU RUNS: 5 | URI RUNS: 9

DATE	LOCATION	MSU/OPP	RESULT
Mar. 16, 1983	Columbia, S.C.	--/--	L, 5-9

## RUTGERS 1-0

HOME: 1-0 | AWAY: 0-0 | NEUTRAL: 0-0

CURRENT STREAK: Won 1 | MSU RUNS: 6 | RUT RUNS: 0

DATE	LOCATION	MSU/OPP	RESULT
Feb. 20, 2009	Starkville, Miss.	--/--	W, 6-0

## SACRAMENTO STATE 1-0

HOME: 0-0 | AWAY: 0-0 | NEUTRAL: 1-0

CURRENT STREAK: Won 1 | MSU RUNS: 8 | SCST RUNS: 5

DATE	LOCATION	MSU/OPP	RESULT
Feb. 15, 2019	Puerto Vallarta, Mexico	25/--	W, 8-5

## SAINT FRANCIS (PA) 2-0

HOME: 0-0 | AWAY: 0-0 | NEUTRAL: 2-0

CURRENT STREAK: Won 2 | MSU RUNS: 18 | STF RUNS: 5

DATE	LOCATION	MSU/OPP	RESULT
Mar. 4, 2005	Marietta, Ga.	--/--	W, 7-0
May 19, 2018	Tucson, Ariz.	--/--	W, 11-5

## SAINT LOUIS 2-0

HOME: 2-0 | AWAY: 0-0 | NEUTRAL: 0-0

CURRENT STREAK: Won 2 | MSU RUNS: 11 | SLU RUNS: 5

DATE	LOCATION	MSU/OPP	RESULT
Feb. 7, 2015	Starkville, Miss.	--/--	W, 3-2
Feb. 8, 2015	Starkville, Miss.	--/--	W, 8-3

## SAINT MARY'S (CA) 0-1

HOME: 0-0 | AWAY: 0-0 | NEUTRAL: 0-1

CURRENT STREAK: Lost 1 | MSU RUNS: 1 | STMC RUNS: 2

DATE	LOCATION	MSU/OPP	RESULT
Mar. 14, 1997	San Jose, Calif.	--/--	L, 1-2

## SAMFORD 21-2

HOME: 13-1 | AWAY: 6-1 | NEUTRAL: 2-0

CURRENT STREAK: Won 9 | MSU RUNS: 139 | SAM RUNS: 40

DATE	LOCATION	MSU/OPP	RESULT
Feb. 26, 1997	Starkville, Miss.	--/--	W, 4-0
Feb. 26, 1997	Starkville, Miss.	--/--	W, 4-0
Mar. 20, 1997	Birmingham, Ala.	--/--	W, 6-1
Mar. 20, 1997	Birmingham, Ala.	--/--	W, 7-1
April 21, 1998	Starkville, Miss.	--/--	W, 3-2 (10)
April 21, 1998	Starkville, Miss.	--/--	W, 5-0
April 29, 1999	Starkville, Miss.	--/--	W, 4-0
April 29, 1999	Starkville, Miss.	--/--	W, 4-1
April 25, 2000	Starkville, Miss.	20/--	L, 0-2
Feb. 16, 2003	Oxford, Miss.	--/--	W, 15-4 (5)
Mar. 1, 2006	Starkville, Miss.	--/--	W, 9-1 (6)
Mar. 1, 2006	Starkville, Miss.	--/--	W, 3-1
Mar. 7, 2007	Starkville, Miss.	--/--	W, 7-0
April 4, 2007	Birmingham, Ala.	--/--	L, 0-3
Feb. 14, 2012	Birmingham, Ala.	--/--	W, 6-3
Mar. 4, 2012	Starkville, Miss.	--/--	W, 11-5
April 16, 2013	Birmingham, Ala.	--/--	W, 13-1 (5)
Mar. 26, 2014	Starkville, Miss.	--/--	W, 9-1 (6)
Feb. 21, 2016	Mobile, Ala.	--/--	W, 5-2 (8)
Mar. 3, 2017	Starkville, Miss.	--/--	W, 6-1
Mar. 4, 2017	Starkville, Miss.	--/--	W, 6-5 (12)
Mar. 13, 2018	Birmingham, Ala.	21/--	W, 11-1 (5)
Apr. 13, 2021	Birmingham, Ala.	--/--	W, 8-5

## SAM HOUSTON STATE 2-0

HOME: 2-0 | AWAY: 0-0 | NEUTRAL: 0-0

CURRENT STREAK: Won 2 | MSU RUNS: 14 | SHS RUNS: 0

DATE	LOCATION	MSU/OPP	RESULT
Mar. 3, 2018	Starkville, Miss.	--/--	W, 9-0 (5)
Mar. 4, 2018	Starkville, Miss.	--/--	W, 5-0

## SAN DIEGO STATE 2-2

HOME: 0-0 | AWAY: 0-2 | NEUTRAL: 2-0

CURRENT STREAK: Won 2 | MSU RUNS: 22 | SDS RUNS: 11

DATE	LOCATION	MSU/OPP	RESULT
Feb. 13, 2004	San Diego, Calif.	--/--	L, 3-5
Feb. 15, 2004	San Diego, Calif.	--/--	L, 1-2 (8)
Feb. 9, 2008	Palm Springs, Calif.	--/--	W, 8-0 (6)
Feb. 22, 2020	Cathedral City, Calif.	--/--	W, 10-4

## SAN JOSE STATE 1-0

HOME: 0-0 | AWAY: 0-0 | NEUTRAL: 1-0

CURRENT STREAK: Won 1 | MSU RUNS: 6 | SJS RUNS: 4

DATE	LOCATION	MSU/OPP	RESULT
Feb. 24, 2018	Cathedral City, Calif.	--/--	W, 6-4

## SANTA CLARA 1-0

HOME: 0-0 | AWAY: 0-0 | NEUTRAL: 1-0

CURRENT STREAK: Won 1 | MSU RUNS: 11 | NWST RUNS: 3

DATE	LOCATION	MSU/OPP	RESULT
Mar. 5, 2009	Honolulu, Hawaii	--/--	W, 11-3

## SEATTLE 2-0

HOME: 0-0 | AWAY: 0-0 | NEUTRAL: 2-0

CURRENT STREAK: Won 2 | MSU RUNS: 12 | SEA RUNS: 6

DATE	LOCATION	MSU/OPP	RESULT
May 17, 2019	Seattle, Wash.	--/--	W, 5-3
May 18, 2019	Seattle, Wash.	--/--	W, 7-3

## SETON HALL 1-0

HOME: 0-0 | AWAY: 0-0 | NEUTRAL: 1-0

CURRENT STREAK: Won 1 | MSU RUNS: 23 | SETH RUNS: 0

DATE	LOCATION	MSU/OPP	RESULT
Feb. 23, 2007	Columbus, Ga.	--/--	W, 23-0 (5)

## SIENA 2-0

HOME: 2-0 | AWAY: 0-0 | NEUTRAL: 0-0

CURRENT STREAK: Won 2 | MSU RUNS: 8 | SIE RUNS: 0

DATE	LOCATION	MSU/OPP	RESULT
Mar. 14, 1998	Starkville, Miss.	--/--	W, 2-0
Mar. 14, 1998	Starkville, Miss.	--/--	W, 6-0

## SIU-EDWARDSVILLE 5-1

HOME: 3-1 | AWAY: 0-0 | NEUTRAL: 2-0

CURRENT STREAK: Won 3 | MSU RUNS: 22 | SIUE RUNS: 9

DATE	LOCATION	MSU/OPP	RESULT
Feb. 21, 2009	Starkville, Miss.	--/--	W, 3-0
Feb. 22, 2009	Starkville, Miss.	--/--	W, 2-0
Feb. 17, 2012	Starkville, Miss.	--/--	L, 4-5
Feb. 19, 2012	Starkville, Miss.	--/--	W, 5-0
Feb. 24, 2013	Southaven, Miss.	--/--	W, 1-0
Feb. 20, 2016	Mobile, Ala.	--/--	W, 7-4

## SOUTH ALABAMA 4-5

HOME: 2-3 | AWAY: 2-2 | NEUTRAL: 0-0

CURRENT STREAK: Won 1 | MSU RUNS: 29 | USA RUNS: 23

DATE	LOCATION	MSU/OPP	RESULT
April 8, 2009	Starkville, Miss.	--/--	W, 5-2
Feb. 9, 2012	Mobile, Ala.	--/--	W, 7-2
Feb. 7, 2013	Starkville, Miss.	--/--	L, 2-3
May 18, 2013	Mobile, Ala.	--/15	L, 0-3
April 9, 2014	Mobile, Ala.	--/15	L, 2-3
April 15, 2015	Starkville, Miss.	--/22	L, 2-3
Feb. 19, 2016	Mobile, Ala.	--/23	W, 4-2 (8)
April 26, 2016	Starkville, Miss.	--/--	L, 1-2
Feb. 17, 2018	Starkville, Miss.	--/--	W, 6-3

## SOUTH FLORIDA 2-3

HOME: 0-0 | AWAY: 2-2 | NEUTRAL: 0-1

CURRENT STREAK: Lost 1 | MSU RUNS: 8 | USF RUNS: 8

DATE	LOCATION	MSU/OPP	RESULT
Mar. 6, 1998	Tampa, Fla.	--/7	L, 0-1
Mar. 10, 2000	Tampa, Fla.	24/--	L, 2-4
Feb. 11, 2006	Tampa, Fla.	--/--	W, 2-0
Feb. 12, 2006	Tampa, Fla.	--/--	W, 4-2
Feb. 24, 2012	Clearwater, Fla.	--/--	L, 0-1

## SOUTHEAST MISSOURI 5-1

HOME: 4-0 | AWAY: 0-0 | NEUTRAL: 1-1

CURRENT STREAK: Won 5 | MSU RUNS: 20 | SEMO RUNS: 8

DATE	LOCATION	MSU/OPP	RESULT
April 3, 1984	Owensboro, Ky.	--/--	L, 0-2
Feb. 24, 2006	Starkville, Miss.	--/--	W, 5-2
Feb. 26, 2006	Starkville, Miss.	--/--	W, 3-0
Feb. 24, 2013	Southaven, Miss.	--/--	W, 8-4
Mar. 7, 2020	Starkville, Miss.	24/--	W, 2-0
Mar. 8, 2020	Starkville, Miss.	24/--	W, 2-0

## NON-CONFERENCE SERIES HISTORIES

## SOUTHEASTERN LOUISIANA

8-1

HOME: 5-0 | AWAY: 3-1 | NEUTRAL: 0-0

CURRENT STREAK: Lost 1 | MSU RUNS: 60 | SELA RUNS: 19

DATE	LOCATION	MSU/OPP	RESULT
March 25, 2014	Starkville, Miss.	--/--	W, 2-1
Feb. 19, 2015	Starkville, Miss.	--/--	W, 4-3
March 17, 2015	Hammond, La.	24/--	W, 16-1 (5)
Feb. 22, 2016	Hammond, La.	--/--	W, 8-0 (5)
March 22, 2016	Starkville, Miss.	--/--	W, 10-2 (6)
Feb. 28, 2017	Hammond, La.	--/--	W, 9-1 (5)
Feb. 20, 2018	Starkville, Miss.	--/--	W, 3-2 (8)
Feb. 24, 2019	Starkville, Miss.	--/--	W, 4-3 (9)
Apr. 5, 2021	Hammond, La.	--/--	L, 4-6

## SOUTHERN

1-0

HOME: 1-0 | AWAY: 0-0 | NEUTRAL: 0-0

CURRENT STREAK: Won 1 | MSU RUNS: 4 | SU RUNS: 1

DATE	LOCATION	MSU/OPP	RESULT
Mar. 31, 2010	Starkville, Miss.	--/--	W, 4-1

## SOUTHERN ILLINOIS

7-5

HOME: 7-4 | AWAY: 0-0 | NEUTRAL: 0-1

CURRENT STREAK: Lost 2 | MSU RUNS: 51 | SILL RUNS: 45

DATE	LOCATION	MSU/OPP	RESULT
Feb. 17, 2001	Starkville, Miss.	23/--	L, 2-3
Feb. 15, 2002	Starkville, Miss.	24/--	L, 0-2
Feb. 16, 2002	Starkville, Miss.	24/--	W, 5-3
Feb. 17, 2006	Starkville, Miss.	--/--	W, 2-0
Feb. 15, 2008	Starkville, Miss.	22/--	W, 7-3
Feb. 17, 2008	Starkville, Miss.	22/--	W, 4-3
Feb. 19, 2011	Starkville, Miss.	--/--	W, 10-8
Feb. 20, 2011	Starkville, Miss.	--/--	L, 4-9
Feb. 25, 2017	Starkville, Miss.	--/--	W, 5-2
Feb. 26, 2017	Starkville, Miss.	--/--	W, 6-2
Feb. 14, 2019	Puerto Vallarta, Mexico	25/--	L, 1-4
Feb. 21, 2021	Starkville, Miss.	22/--	L, 5-6 (8)

## SOUTHERN MISS

39-12

HOME: 16-7 | AWAY: 20-2 | NEUTRAL: 3-3

CURRENT STREAK: Won 9 | MSU RUNS: 244 | USM RUNS: 139

DATE	LOCATION	MSU/OPP	RESULT
Mar. 22, 1983	Starkville, Miss.	--/--	W, 3-0
Mar. 22, 1983	Starkville, Miss.	--/--	W, 4-3
April 12, 1983	Hattiesburg, Miss.	--/--	W, 3-0
April 12, 1983	Hattiesburg, Miss.	--/--	W, 5-4
April 3, 1984	Hattiesburg, Miss.	--/--	W, 7-6
April 3, 1984	Hattiesburg, Miss.	--/--	W, 3-2
April 17, 1984	Starkville, Miss.	--/--	W, 4-1
April 17, 1984	Starkville, Miss.	--/--	W, 5-0
Mar. 19, 1985	Starkville, Miss.	--/--	L, 3-5 (8)
Mar. 19, 1985	Starkville, Miss.	--/--	L, 4-5 (9)
Mar. 29, 1985	Columbus, Miss.	--/--	W, 4-0
April 4, 1985	Hattiesburg, Miss.	--/--	W, 6-1
April 4, 1985	Hattiesburg, Miss.	--/--	W, 9-1
Mar. 25, 1986	Hattiesburg, Miss.	--/--	W, 5-4
Mar. 25, 1986	Hattiesburg, Miss.	--/--	W, 3-1
Mar. 28, 1986	Starkville, Miss.	--/--	W, 4-2
April 23, 1986	Starkville, Miss.	--/--	W, 3-2
April 23, 1986	Starkville, Miss.	--/--	W, 5-1
Mar. 12, 1999	Chattanooga, Tenn.	--/--	L, 0-4
April 5, 2000	Starkville, Miss.	19/10	L, 0-2
April 5, 2000	Starkville, Miss.	19/10	W, 2-1
April 5, 2001	Starkville, Miss.	--/--	L, 1-2
April 5, 2001	Starkville, Miss.	--/--	W, 9-6
Feb. 16, 2002	Starkville, Miss.	24/--	L, 2-7
April 3, 2002	Hattiesburg, Miss.	--/--	W, 6-2
April 3, 2002	Hattiesburg, Miss.	--/--	L, 0-3
Feb. 4, 2003	Starkville, Miss.	--/--	W, 3-1
April 3, 2003	Madison, Miss.	--/--	L, 5-8
Mar. 24, 2004	Hattiesburg, Miss.	--/--	L, 0-6
April 6, 2004	Ridgeland, Miss.	--/--	W, 6-3
Mar. 2, 2005	Starkville, Miss.	--/--	W, 9-0 (6)
April 7, 2005	Hattiesburg, Miss.	--/--	W, 5-2
Mar. 7, 2006	Starkville, Miss.	23/--	L, 0-2
Mar. 30, 2006	Hattiesburg, Miss.	22/--	W, 8-0 (5)
April 12, 2007	Starkville, Miss.	--/--	W, 9-2
April 24, 2007	Hattiesburg, Miss.	--/--	W, 10-6
Mar. 18, 2008	Hattiesburg, Miss.	--/--	W, 9-0 (5)
April 23, 2008	Starkville, Miss.	--/--	W, 5-2
Feb. 11, 2009	Starkville, Miss.	--/--	L, 3-7
Mar. 17, 2010	Hattiesburg, Miss.	--/--	W, 14-4
Feb. 23, 2011	Starkville, Miss.	--/--	W, 6-4
April 6, 2011	Madison, Miss.	--/--	L, 4-14 (5)
April 25, 2012	Hattiesburg, Miss.	--/--	W, 1-0
March 25, 2015	Hattiesburg, Miss.	--/--	W, 10-0 (6)
March 25, 2015	Hattiesburg, Miss.	--/--	W, 12-6
Feb. 20, 2016	Mobile, Ala.	--/--	W, 6-0
April 19, 2016	Starkville, Miss.	--/--	W, 4-0
Mar. 28, 2017	Hattiesburg, Miss.	--/--	W, 3-2
Mar. 11, 2020	Hattiesburg, Miss.	21/--	W, 7-2
Mar. 31, 2021	Hattiesburg, Miss.	--/--	W, 2-1 (9)
Apr. 14, 2021	Starkville, Miss.	--/--	W, 3-2 (8)

## ST. MARY (NE)

1-0

HOME: 1-0 | AWAY: 0-0 | NEUTRAL: 0-0

CURRENT STREAK: Won 1 | MSU RUNS: 11 | STMN RUNS: 1

DATE	LOCATION	MSU/OPP	RESULT
Mar. 29, 1986	Starkville, Miss.	--/--	W, 11-1

## STANFORD

1-2

HOME: 0-0 | AWAY: 0-0 | NEUTRAL: 1-2

CURRENT STREAK: Lost 2 | MSU RUNS: 3 | STAN RUNS: 13

DATE	LOCATION	MSU/OPP	RESULT
Mar. 3, 2000	Columbus, Ga.	--/9	W, 2-1 (9)
Mar. 5, 2000	Columbus, Ga.	--/9	L, 1-5
Mar. 9, 2002	Plant City, Fla.	--/3	L, 0-7

## STEPHEN F. AUSTIN

6-2

HOME: 6-1 | AWAY: 0-0 | NEUTRAL: 0-1

CURRENT STREAK: Won 1 | MSU RUNS: 24 | SFA RUNS: 14

DATE	LOCATION	MSU/OPP	RESULT
Mar. 11, 1982	Baton Rouge, La.	--/--	L, 0-10
Mar. 13, 2010	Starkville, Miss.	--/--	W, 8-0 (5)
Mar. 14, 2010	Starkville, Miss.	--/--	W, 5-0
Feb. 10, 2017	Starkville, Miss.	--/--	W, 2-0
Feb. 11, 2017	Starkville, Miss.	--/--	W, 2-1
Feb. 8, 2019	Starkville, Miss.	--/--	W, 3-0
Feb. 10, 2019	Starkville, Miss.	--/--	L, 0-1
Feb. 21, 2021	Starkville, Miss.	22/--	W, 4-2

## STONY BROOK

1-0

HOME: 0-0 | AWAY: 0-0 | NEUTRAL: 1-0

CURRENT STREAK: Won 1 | MSU RUNS: 8 | SB RUNS: 3

DATE	LOCATION	MSU/OPP	RESULT
May 17, 2008	Tempe, Ariz.	--/--	W, 8-3

## SYRACUSE

5-0

HOME: 0-0 | AWAY: 0-0 | NEUTRAL: 5-0

CURRENT STREAK: Won 5 | MSU RUNS: 21 | SYR RUNS: 7

DATE	LOCATION	MSU/OPP	RESULT
Feb. 28, 2003	Tallahassee, Fla.	--/--	W, 4-1
Mar. 2, 2003	Tallahassee, Fla.	--/--	W, 3-2
Mar. 10, 2006	Lakewood, Calif.	23/--	W, 2-1
Mar. 1, 2008	Columbus, Ga.	18/--	W, 8-2
Mar. 3, 2013	Orlando, Fla.	--/--	W, 4-1

## TEMPLE

2-0

HOME: 0-0 | AWAY: 0-0 | NEUTRAL: 2-0

CURRENT STREAK: Won 2 | MSU RUNS: 9 | TEM RUNS: 0

DATE	LOCATION	MSU/OPP	RESULT
Mar. 10, 2001	Tampa, Fla.	--/--	W, 3-0
Mar. 9, 2002	Plant City, Fla.	--/--	W, 6-0

## TENNESSEE STATE

6-0

HOME: 4-0 | AWAY: 0-0 | NEUTRAL: 2-0

CURRENT STREAK: Won 6 | MSU RUNS: 43 | TNST RUNS: 2

DATE	LOCATION	MSU/OPP	RESULT
Mar. 1, 1997	Troy, Ala.	--/--	W, 9-0 (5)
Mar. 2, 1997	Troy, Ala.	--/--	W, 12-1 (6)
Feb. 19, 2007	Starkville, Miss.	--/--	W, 7-1
Feb. 9, 2013	Starkville, Miss.	--/--	W, 8-0 (6)
Feb. 15, 2020	Starkville, Miss.	--/--	W, 3-0
Feb. 16, 2020	Starkville, Miss.	--/--	W, 4-0



## NON-CONFERENCE SERIES HISTORIES

## TENNESSEE TECH

9-2

HOME: 7-1 | AWAY: 1-0 | NEUTRAL: 1-1

CURRENT STREAK: Won 3 | MSU RUNS: 88 | TNTC RUNS: 31

DATE	LOCATION	MSU/OPP	RESULT
Mar. 16, 1985	Starkville, Miss.	--/--	W, 25-3
April 26, 1985	Cookeville, Tenn.	--/--	W, 11-2
Feb. 26, 2000	Starkville, Miss.	--/--	W, 7-4
Feb. 26, 2000	Starkville, Miss.	--/--	W, 5-0
Feb. 18, 2001	Starkville, Miss.	23/--	W, 1-0 (8)
Feb. 18, 2005	Starkville, Miss.	--/--	L, 3-5
Feb. 24, 2007	Columbus, Ga.	--/--	W, 10-1 (6)
Mar. 2, 2007	Chattanooga, Tenn.	--/--	L, 4-9
April 28, 2012	Starkville, Miss.	--/--	W, 6-2
April 28, 2012	Starkville, Miss.	--/--	W, 5-1
Feb. 13, 2016	Starkville, Miss.	--/--	W, 11-4

## TEXAS

0-6

HOME: 0-0 | AWAY: 0-3 | NEUTRAL: 0-3

CURRENT STREAK: Lost 6 | MSU RUNS: 10 | TEX RUNS: 8

DATE	LOCATION	MSU/OPP	RESULT
Mar. 1, 2002	Tallahassee, Fla.	23/--	L, 0-1 (14)
May 21, 2005	Austin, Texas	--/7	L, 0-2
May 22, 2005	Austin, Texas	--/7	L, 0-2
May 16, 2014	Lafayette, La.	--/--	L, 0-1
May 17, 2014	Lafayette, La.	--/--	L, 3-4
Feb. 27, 2021	Austin, Texas	--/7	L, 7-8

## TEXAS A&amp;M-CORPUS CHRISTI

3-0

HOME: 0-0 | AWAY: 1-0 | NEUTRAL: 2-0

CURRENT STREAK: Won 3 | MSU RUNS: 11 | TAMCC RUNS: 1

DATE	LOCATION	MSU/OPP	RESULT
Feb. 9, 2001	Corpus Christi, Texas	23/--	W, 8-0 (5)
May 20, 2005	Austin, Texas	--/--	W, 1-0
May 21, 2005	Austin, Texas	--/--	W, 2-1 (8)

## TEXAS SOUTHERN

1-0

HOME: 0-0 | AWAY: 0-0 | NEUTRAL: 1-0

CURRENT STREAK: Won 1 | MSU RUNS: 5 | TXSO RUNS: 3

DATE	LOCATION	MSU/OPP	RESULT
May 17, 2014	Lafayette, La.	--/--	W, 5-3

## TEXAS STATE

5-2

HOME: 0-0 | AWAY: 1-1 | NEUTRAL: 4-1

CURRENT STREAK: Won 1 | MSU RUNS: 28 | TXST RUNS: 18

DATE	LOCATION	MSU/OPP	RESULT
Mar. 1, 1986	Thibodaux, La.	--/--	W, 5-3
Feb. 10, 2001	Corpus Christi, Texas	23/--	W, 4-2
Feb. 11, 2001	Corpus Christi, Texas	23/--	L, 0-5
Feb. 8, 2002	Phoenix, Ariz.	--/17	W, 8-1
Mar. 2, 2014	Gulfport, Miss.	--/--	W, 2-1
Feb. 26, 2021	San Marcos, Texas	--/--	L, 3-4
Feb. 26, 2021	San Marcos, Texas	--/--	W, 6-2

*\*Until 2004, known as Southwest Texas*

## TEXAS TECH

2-1

HOME: 0-0 | AWAY: 0-0 | NEUTRAL: 2-1

CURRENT STREAK: Won 2 | MSU RUNS: 18 | TXTC RUNS: 8

DATE	LOCATION	MSU/OPP	RESULT
Mar. 9, 2001	Tampa, Fla.	--/--	L, 0-1
Feb. 8, 2002	Phoenix, Ariz.	--/--	W, 12-4 (5)
Feb. 17, 2017	Puerto Vallarta, Mexico	--/--	W, 6-3

## TOLEDO

1-1

HOME: 0-0 | AWAY: 0-0 | NEUTRAL: 1-1

CURRENT STREAK: Won 1 | MSU RUNS: 3 | TOL RUNS: 4

DATE	LOCATION	MSU/OPP	RESULT
Mar. 1, 1986	Thibodaux, La.	--/--	L, 0-2
Mar. 2, 2007	Chattanooga, Tenn.	--/--	W, 3-2

## TROY

9-0

HOME: 5-0 | AWAY: 3-0 | NEUTRAL: 1-0

CURRENT STREAK: Won 9 | MSU RUNS: 45 | TROY RUNS: 14

DATE	LOCATION	MSU/OPP	RESULT
Mar. 1, 1997	Troy, Ala.	--/--	W, 3-2
Mar. 2, 1997	Troy, Ala.	--/--	W, 1-0
Feb. 19, 2005	Starkville, Miss.	--/--	W, 3-0
Mar. 5, 2005	Marietta, Ga.	--/--	W, 12-6
Mar. 5, 2010	Starkville, Miss.	--/--	W, 8-0 (5)
Mar. 7, 2010	Starkville, Miss.	--/--	W, 4-3
Feb. 8, 2013	Starkville, Miss.	--/--	W, 5-2
Mar. 7, 2017	Starkville, Miss.	--/--	W, 2-1
April 25, 2018	Troy, Ala.	23/--	W, 7-0

*\*Until 2005, known as Troy State University*

## TRUMAN STATE

0-1

HOME: 0-0 | AWAY: 0-0 | NEUTRAL: 0-1

CURRENT STREAK: Lost 1 | MSU RUNS: 2 | TRST RUNS: 3

DATE	LOCATION	MSU/OPP	RESULT
April 2, 1982	Springfield, Mo.	--/--	L, 2-3

*\*Until 1996, known as Northeast Missouri State University*

## TULSA

3-2

HOME: 2-1 | AWAY: 0-0 | NEUTRAL: 1-1

CURRENT STREAK: Lost 1 | MSU RUNS: 17 | TUL RUNS: 7

DATE	LOCATION	MSU/OPP	RESULT
Feb. 22, 1997	Monroe, La.	--/--	L, 0-1
Feb. 23, 1997	Monroe, La.	--/--	W, 7-2
Feb. 18, 2005	Starkville, Miss.	--/--	W, 5-0
Feb. 19, 2005	Starkville, Miss.	--/--	W, 4-2
Feb. 14, 2020	Starkville, Miss.	--/--	L, 1-2

## UAB

18-6

HOME: 10-3 | AWAY: 6-3 | NEUTRAL: 2-0

CURRENT STREAK: Won 4 | MSU RUNS: 129 | UAB RUNS: 59

DATE	LOCATION	MSU/OPP	RESULT
Mar. 22, 2000	Starkville, Miss.	21/--	W, 4-1
Feb. 12, 2003	Birmingham, Ala.	--/--	W, 2-0
April 22, 2003	Starkville, Miss.	--/--	L, 0-3
April 27, 2004	Birmingham, Ala.	--/--	W, 11-3 (6)
April 28, 2004	Starkville, Miss.	--/--	W, 7-0
Mar. 8, 2005	Birmingham, Ala.	--/--	W, 8-3
April 12, 2005	Starkville, Miss.	--/--	W, 11-1 (5)
Mar. 20, 2007	Birmingham, Ala.	--/--	W, 5-0
April 17, 2007	Starkville, Miss.	--/--	W, 4-1
Mar. 4, 2008	Starkville, Miss.	19/--	W, 7-0
Mar. 24, 2009	Birmingham, Ala.	--/--	W, 9-7
Feb. 13, 2010	Starkville, Miss.	--/--	W, 4-0
Feb. 14, 2010	Starkville, Miss.	--/--	W, 6-2
Mar. 1, 2011	Birmingham, Ala.	--/--	L, 0-8 (6)
Mar. 20, 2012	Starkville, Miss.	--/--	W, 4-3
Mar. 26, 2013	Birmingham, Ala.	--/--	L, 1-2
April 3, 2013	Ridgeland, Miss.	--/--	W, 3-2
Mar. 4, 2014	Starkville, Miss.	--/--	L, 3-5
Feb. 24, 2015	Birmingham, Ala.	--/--	L, 4-5 (8)
Mar. 29, 2016	Starkville, Miss.	--/--	L, 2-3
Mar. 25, 2017	Oklahoma City, Okla.	--/--	W, 8-0 (6)
April 24, 2015	Birmingham, Ala.	--/--	W, 5-4
Feb. 28, 2020	Starkville, Miss.	--/--	W, 16-6 (5)
Feb. 29, 2020	Starkville, Miss.	--/--	W, 5-0

## UC DAVIS

0-1

HOME: 0-0 | AWAY: 0-0 | NEUTRAL: 0-1

CURRENT STREAK: Lost 1 | MSU RUNS: 1 | UCD RUNS: 2

DATE	LOCATION	MSU/OPP	RESULT
Feb. 16, 2007	Las Vegas, Nev.	--/--	L, 1-2

## UC RIVERSIDE

2-1

HOME: 0-0 | AWAY: 0-0 | NEUTRAL: 2-1

CURRENT STREAK: Won 1 | MSU RUNS: 20 | UCR RUNS: 10

DATE	LOCATION	MSU/OPP	RESULT
Feb. 9, 2008	Palm Springs, Calif.	--/--	W, 8-0 (5)
Feb. 12, 2011	Las Vegas, Nev.	--/--	L, 6-7
Feb. 21, 2020	Cathedral City, Calif.	--/--	W, 6-3

## UC SANTA BARBARA

2-3

HOME: 0-0 | AWAY: 0-1 | NEUTRAL: 2-2

CURRENT STREAK: Won 1 | MSU RUNS: 24 | UCSB RUNS: 28

DATE	LOCATION	MSU/OPP	RESULT
Feb. 28, 1998	Santa Barbara, Calif.	--/--	L, 9-13 (9)
Feb. 13, 2004	San Diego, Calif.	--/--	W, 6-3
Feb. 14, 2004	San Diego, Calif.	--/--	L, 2-5
Mar. 1, 2008	Columbus, Ga.	18/--	L, 2-5 (8)
Mar. 11, 2016	Long Beach, Calif.	--/--	W, 5-2

## UCF

1-0

HOME: 0-0 | AWAY: 0-0 | NEUTRAL: 1-0

CURRENT STREAK: Won 1 | MSU RUNS: 11 | UCF RUNS: 3

DATE	LOCATION	MSU/OPP	RESULT
Feb. 16, 2019	Puerto Vallarta, Mexico	--/--	W, 11-3 (5)

## UCLA

0-3

HOME: 0-0 | AWAY: 0-0 | NEUTRAL: 0-3

CURRENT STREAK: Lost 3 | MSU RUNS: 0 | UCLA RUNS: 10

DATE	LOCATION	MSU/OPP	RESULT
Feb. 12, 1999	Phoenix, Ariz.	--/3	L, 0-5
Mar. 10, 2006	Lakewood, Calif.	23/4	L, 0-2
Mar. 12, 2006	Lakewood, Calif.	23/4	L, 0-3

## UCONN

0-1

HOME: 0-0 | AWAY: 0-0 | NEUTRAL: 0-1

CURRENT STREAK: Lost 1 | MSU RUNS: 3 | UCONN RUNS: 6

DATE	LOCATION	MSU/OPP	RESULT
Feb. 23, 2002	Columbus, Ga.	22/--	L, 3-6

## UMASS

4-1

HOME: 1-0 | AWAY: 0-0 | NEUTRAL: 3-1

CURRENT STREAK: Won 1 | MSU RUNS: 24 | MASS RUNS: 11

DATE	LOCATION	MSU/OPP	RESULT
Mar. 4, 2000	Columbus, Ga.	--/--	W, 7-0
Mar. 11, 2000	Tampa, Fla.	24/--	W, 4-1
Mar. 2, 2008	Columbus, Ga.	18/--	W, 3-2
Feb. 26, 2010	Columbus, Ga.	--/--	L, 6-7 (9)
Mar. 3, 2017	Starkville, Miss.	--/--	W, 4-1

## UMASS LOWELL

2-0

HOME: 2-0 | AWAY: 0-0 | NEUTRAL: 0-0

CURRENT STREAK: Won 2 | MSU RUNS: 20 | UML RUNS: 1

DATE	LOCATION	MSU/OPP	RESULT
Mar. 10, 2018	Starkville, Miss.	--/--	W, 9-1 (6)
Mar. 11, 2018	Starkville, Miss.	--/--	W, 11-0 (5)

## NON-CONFERENCE SERIES HISTORIES

**UNLV 1-3****HOME:** 0-0 | **AWAY:** 0-3 | **NEUTRAL:** 1-0**CURRENT STREAK:** Lost 3 | **MSU RUNS:** 20 | **UNLV RUNS:** 16

DATE	LOCATION	MSU/OPP	RESULT
Feb. 13, 1999	Phoenix, Ariz.	--/--	W, 9-1 (5)
Feb. 23, 2001	Las Vegas, Nev.	--/--	L, 2-3
Feb. 23, 2001	Las Vegas, Nev.	--/--	L, 0-2
Feb. 11, 2011	Las Vegas, Nev.	--/--	L, 9-10 (9)

**UT ARLINGTON 0-2****HOME:** 0-0 | **AWAY:** 0-1 | **NEUTRAL:** 0-1**CURRENT STREAK:** Lost 2 | **MSU RUNS:** 4 | **UTA RUNS:** 10

DATE	LOCATION	MSU/OPP	RESULT
April 15, 1983	Ruston, La.	--/--	L, 2-7
April 18, 1986	Arlington, Texas	--/--	L, 2-3

**UT MARTIN 7-0****HOME:** 5-0 | **AWAY:** 0-0 | **NEUTRAL:** 2-0**CURRENT STREAK:** Won 7 | **MSU RUNS:** 38 | **UTM RUNS:** 10

DATE	LOCATION	MSU/OPP	RESULT
Feb. 21, 1997	Monroe, La.	--/--	W, 4-1
Mar. 3, 2007	Chattanooga, Tenn.	--/--	W, 6-5 (9)
Feb. 14, 2015	Starkville, Miss.	--/--	W, 4-2
Feb. 15, 2018	Starkville, Miss.	--/--	W, 3-0
Mar. 5, 2019	Starkville, Miss.	--/--	W, 9-1
Mar. 1, 2020	Starkville, Miss.	--/--	W, 6-1
Mar. 2, 2020	Starkville, Miss.	--/--	W, 6-0

**UTSA 1-0****HOME:** 0-0 | **AWAY:** 0-0 | **NEUTRAL:** 1-0**CURRENT STREAK:** Won 1 | **MSU RUNS:** 6 | **UTSA RUNS:** 0

DATE	LOCATION	MSU/OPP	RESULT
Feb. 28, 2014	Gulftport, Miss.	--/--	W, 6-0

**UTAH 2-4****HOME:** 0-0 | **AWAY:** 0-0 | **NEUTRAL:** 2-4**CURRENT STREAK:** Won 1 | **MSU RUNS:** 30 | **UTAH RUNS:** 30

DATE	LOCATION	MSU/OPP	RESULT
Mar. 25, 1982	Bartlesville, Okla.	--/--	L, 0-9
Feb. 12, 2000	Phoenix, Ariz.	--/--	L, 6-8 (9)
May 19, 2000	Seattle, Wash.	22/--	W, 11-3 (6)
May 20, 2000	Seattle, Wash.	22/--	L, 1-4
Mar. 8, 2001	Tampa, Fla.	--/--	L, 2-3
Feb. 26, 2005	Palm Springs, Calif.	--/--	W, 10-3

**UTAH STATE 3-0****HOME:** 0-0 | **AWAY:** 0-0 | **NEUTRAL:** 3-0**CURRENT STREAK:** Won 3 | **MSU RUNS:** 18 | **USU RUNS:** 9

DATE	LOCATION	MSU/OPP	RESULT
Feb. 13, 1999	Phoenix, Ariz.	--/--	W, 7-2
Feb. 13, 2000	Phoenix, Ariz.	--/--	W, 5-4
Feb. 17, 2007	Las Vegas, Nev.	--/--	W, 6-3

**VALPARAISO 2-0****HOME:** 2-0 | **AWAY:** 0-0 | **NEUTRAL:** 0-0**CURRENT STREAK:** Won 2 | **MSU RUNS:** 18 | **VAL RUNS:** 3

DATE	LOCATION	MSU/OPP	RESULT
Feb. 9, 2019	Starkville, Miss.	--/--	W, 8-3
Feb. 9, 2019	Starkville, Miss.	--/--	W, 10-0 (5)

**VILLANOVA 1-0****HOME:** 0-0 | **AWAY:** 0-0 | **NEUTRAL:** 1-0**CURRENT STREAK:** Won 1 | **MSU RUNS:** 3 | **NOVA RUNS:** 1

DATE	LOCATION	MSU/OPP	RESULT
Feb. 28, 2004	Houston, Texas	--/--	W, 3-1

**VIRGINIA 1-0****HOME:** 0-0 | **AWAY:** 0-0 | **NEUTRAL:** 1-0**CURRENT STREAK:** Won 1 | **MSU RUNS:** 5 | **UVA RUNS:** 0

DATE	LOCATION	MSU/OPP	RESULT
Feb. 29, 2004	Houston, Texas	--/--	W, 5-0

**VIRGINIA TECH 0-1****HOME:** 0-0 | **AWAY:** 0-0 | **NEUTRAL:** 0-1**CURRENT STREAK:** Lost 1 | **MSU RUNS:** 3 | **VT RUNS:** 4

DATE	LOCATION	MSU/OPP	RESULT
Mar. 5, 2005	Marietta, Ga.	--/--	L, 3-4

**WASHINGTON 1-7****HOME:** 0-0 | **AWAY:** 0-3 | **NEUTRAL:** 1-4**CURRENT STREAK:** Lost 5 | **MSU RUNS:** 16 | **WASH RUNS:** 59

DATE	LOCATION	RESULT
May 20, 2000	Seattle, Wash.	22/1 L, 1-4
May 16, 2003	Lincoln, Neb.	--/8 L, 0-8 (6)
Mar. 3, 2006	Waco, Texas	--/15 W, 3-0
Mar. 4, 2006	Waco, Texas	--/15 L, 1-8
Feb. 12, 2011	Las Vegas, Nev.	--/10 L, 5-18 (5)
Feb. 14, 2019	Puerto Vallarta, Mex	25/5 L, 5-7
May 18, 2019	Seattle, Wash.	--/2 L, 1-6
May 19, 2019	Seattle, Wash.	--/2 L, 0-8

**WEBER STATE 1-0****HOME:** 0-0 | **AWAY:** 0-0 | **NEUTRAL:** 1-0**CURRENT STREAK:** Won 1 | **MSU RUNS:** 2 | **WEB RUNS:** 0

DATE	LOCATION	MSU/OPP	RESULT
May 16, 2015	Lafayette, La.	--/--	W, 2-0

**WEST FLORIDA 1-0****HOME:** 0-0 | **AWAY:** 0-0 | **NEUTRAL:** 1-0**CURRENT STREAK:** Won 1 | **MSU RUNS:** 4 | **UWF RUNS:** 0

DATE	LOCATION	MSU/OPP	RESULT
Mar. 20, 1986	Tallahassee, Fla.	--/--	W, 4-0

**WEST GEORGIA 2-0****HOME:** 1-0 | **AWAY:** 0-0 | **NEUTRAL:** 1-0**CURRENT STREAK:** Won 2 | **MSU RUNS:** 26 | **UWG RUNS:** 2

DATE	LOCATION	MSU/OPP	RESULT
Mar. 15, 1985	Starkville, Miss.	--/--	W, 12-0
Mar. 30, 1985	Columbus, Miss.	--/--	W, 14-2

**WESTERN ILLINOIS 1-2****HOME:** 0-2 | **AWAY:** 0-0 | **NEUTRAL:** 1-0**CURRENT STREAK:** Won 1 | **MSU RUNS:** 12 | **WIU RUNS:** 12

DATE	LOCATION	MSU/OPP	RESULT
Mar. 19, 1984	Starkville, Miss.	--/--	L, 7-8 (8)
Mar. 19, 1984	Starkville, Miss.	--/--	L, 0-1 (10)
Mar. 23, 1985	Tallahassee, Fla.	--/--	W, 5-3

**WESTERN KENTUCKY 5-3****HOME:** 4-1 | **AWAY:** 0-0 | **NEUTRAL:** 1-2**CURRENT STREAK:** Won 2 | **MSU RUNS:** 29 | **WKU RUNS:** 12

DATE	LOCATION	MSU/OPP	RESULT
Feb. 10, 2006	Tampa, Fla.	--/--	W, 3-1
Feb. 23, 2008	Macon, Ga.	15/--	L, 1-2
Feb. 24, 2008	Macon, Ga.	15/--	L, 2-4
Feb. 16, 2013	Starkville, Miss.	--/--	W, 1-0
Mar. 6, 2016	Starkville, Miss.	--/--	W, 7-0
Feb. 11, 2017	Starkville, Miss.	--/--	L, 0-1
Mar. 6, 2021	Starkville, Miss.	--/--	W, 10-0 (5)
Mar. 7, 2021	Starkville, Miss.	--/--	W, 5-4

**WESTERN MICHIGAN 1-0****HOME:** 0-0 | **AWAY:** 0-0 | **NEUTRAL:** 1-0**CURRENT STREAK:** Won 1 | **MSU RUNS:** 5 | **WMU RUNS:** 1

DATE	LOCATION	MSU/OPP	RESULT
Mar. 6, 1998	Tampa, Fla.	--/--	W, 5-1

**WICHITA STATE 1-0****HOME:** 0-0 | **AWAY:** 0-0 | **NEUTRAL:** 1-0**CURRENT STREAK:** Won 1 | **MSU RUNS:** 4 | **WTST RUNS:** 0

DATE	LOCATION	MSU/OPP	RESULT
Feb. 23, 2013	Southaven, Miss.	--/--	W, 4-0

**WILLIAM WOODS 0-1****HOME:** 0-0 | **AWAY:** 0-0 | **NEUTRAL:** 1-0**CURRENT STREAK:** Lost 1 | **MSU RUNS:** 0 | **WW RUNS:** 1

DATE	LOCATION	MSU/OPP	RESULT
April 13, 1984	Owensboro, Ky.	--/--	L, 0-1

**WINTHROP 2-0****HOME:** 2-0 | **AWAY:** 0-0 | **NEUTRAL:** 0-0**CURRENT STREAK:** Won 2 | **MSU RUNS:** 23 | **WTHP RUNS:** 5

DATE	LOCATION	MSU/OPP	RESULT
Feb. 18, 2000	Starkville, Miss.	--/--	W, 9-3
Feb. 17, 2001	Starkville, Miss.	23/--	W, 14-2 (5)

**WISCONSIN 1-0****HOME:** 0-0 | **AWAY:** 0-0 | **NEUTRAL:** 1-0**CURRENT STREAK:** Won 1 | **MSU RUNS:** 9 | **ND RUNS:** 2

DATE	LOCATION	MSU/OPP	RESULT
Feb. 7, 2003	Phoenix, Ariz.	--/--	W, 9-2

**WRIGHT STATE 3-0****HOME:** 3-0 | **AWAY:** 0-0 | **NEUTRAL:** 0-0**CURRENT STREAK:** Won 3 | **MSU RUNS:** 16 | **WRST RUNS:** 4

DATE	LOCATION	MSU/OPP	RESULT
Feb. 15, 2008	Starkville, Miss.	22/--	W, 4-0
Feb. 16, 2008	Starkville, Miss.	22/--	W, 5-2
Mar. 6, 2010	Starkville, Miss.	--/--	W, 7-2


## POLL HISTORY

### NFCA COACHES' POLL

WEEK	PRE	1	2	3	4	5	6	7	8	9	10	11	12	13	14	15	FINAL
2021	20	22	RV (55)	RV (4)	RV (4)	NR	NR	NR	NR	NR	NR	NR	NR	RV (13)	RV (6)	--	RV (3)
2020	NR	RV (18)	RV (57)	RV (38)	<b>24</b>	<b>21</b>	--	--	--	--	--	--	--	--	--	--	<b>20</b>
2019	RV (1)	<b>25</b>	RV (26)	RV (24)	RV (22)	RV (12)	RV (5)	RV (1)	NR	NR	RV (2)	NR	NR	RV (3)	NR	--	RV (1)
2018	RV (17)	RV (45)	RV (39)	RV (39)	RV (29)	<b>21</b>	<b>23</b>	<b>20</b>	<b>22</b>	<b>23</b>	<b>19</b>	<b>23</b>	<b>T-24</b>	<b>25</b>	RV (44)	--	<b>23</b>
2017	NR	NR	NR	NR	NR	RV (1)	RV (6)	NR	NR	NR	RV (5)	RV (13)	RV (13)	RV (23)	RV (21)	--	RV (4)
2016	RV (5)	RV (10)	RV (43)	RV (16)	RV (8)	NR	RV (7)	NR	RV (1)	NR	NR	NR	NR	NR	NR	--	NR
2015	NR	RV (3)	RV (15)	RV (13)	RV (5)	RV (10)	<b>24</b>	RV (13)	RV (13)	RV (7)	RV (15)	NR	NR	NR	NR	NR	RV (1)
2014	NR	NR	NR	RV (3)	RV (27)	RV (11)	NR	NR	RV (1)	NR	RV (4)	RV (31)	RV (21)	RV (7)	RV (1)	--	NR
2013	RV (2)	NR	NR	NR	RV (6)	NR	RV (15)	NR	NR	NR	RV (1)	RV (4)	NR	NR	NR	--	NR
2012	NR	RV (7)	(RV) 1	NR	NR	NR	NR	NR	NR	NR	NR	NR	NR	NR	NR	--	NR
2011	NR	NR	NR	NR	NR	NR	NR	NR	NR	NR	NR	NR	NR	NR	NR	NR	NR
2010	--	NR	NR	NR	NR	NR	NR	NR	NR	NR	NR	NR	NR	NR	NR	NR	NR
2009	--	NR	NR	NR	<b>25</b>	<b>25</b>	NR	NR	NR	NR	NR	NR	NR	NR	NR	NR	NR
2008	--	NR	<b>22</b>	<b>15</b>	<b>18</b>	<b>19</b>	<b>18</b>	NR	NR	NR	NR	NR	NR	<b>24</b>	NR	<b>25</b>	NR
2007	--	NR	NR	NR	NR	NR	NR	NR	NR	NR	NR	NR	NR	NR	NR	NR	NR
2006	--	NR	NR	NR	NR	<b>23</b>	<b>22</b>	<b>22</b>	<b>22</b>	<b>25</b>	NR	NR	NR	NR	NR	--	NR
2005	NR	NR	NR	NR	NR	NR	NR	NR	NR	NR	NR	NR	NR	NR	--	--	NR
2004	RV (3)	NR	NR	NR	NR	NR	NR	NR	NR	NR	NR	NR	NR	NR	--	--	NR
2003	NR	NR	NR	NR	NR	NR	NR	NR	NR	NR	NR	NR	NR	--	--	--	NR
2002	NR	<b>24</b>	<b>22</b>	<b>23</b>	NR	NR	NR	NR	NR	NR	NR	NR	NR	--	--	--	NR
2001	<b>23</b>	RV (22)	NR	NR	NR	NR	NR	NR	NR	NR	NR	NR	NR	--	--	--	NR
2000	RV (4)	RV (10)	NR	<b>24</b>	<b>21</b>	<b>21</b>	<b>19</b>	<b>19</b>	<b>20</b>	<b>20</b>	<b>21</b>	<b>21</b>	<b>22</b>	--	--	--	<b>21</b>
1999	RV (1)	RV (2)	RV (18)	RV (6)	NR	NR	RV (2)	NR	NR	NR	NR	RV (10)	--	--	--	--	NR
1998	NR	NR	NR	NR	NR	NR	RV (1)	NR	NR	NR	NR	NR	--	--	--	--	NR
1997	NR	NR	NR	NR	NR	NR	NR	NR	NR	NR	NR	NR	--	--	--	--	NR
1996	--	NR	NR	NR	NR	NR	NR	NR	NR	NR	NR	NR	--	--	--	--	NR
1995	--	NR	NR	NR	NR	NR	NR	NR	NR	NR	NR	NR	--	--	--	--	NR

### USA SOFTBALL/ESPN.COM POLL

WEEK	PRE	1	2	3	4	5	6	7	8	9	10	11	12	13	14	15	FINAL
2021	<b>22</b>	<b>24</b>	<b>25</b>	RV (15)	RV (9)	RV (7)	RV (10)	NR	NR	NR	NR	NR	NR	NR	RV (14)	--	RV (3)
2020	RV (5)	RV (29)	<b>24</b>	RV (49)	<b>T-22</b>	<b>22</b>	--	--	--	--	--	--	--	--	--	--	<b>20</b>
2019	RV (25)	RV (27)	RV (9)	RV (3)	NR	RV (5)	NR	NR	NR	RV (2)	NR	NR	RV (2)	RV (13)	RV (9)	--	NR
2018	NR	RV (6)	RV (6)	<b>25</b>	<b>23</b>	<b>20</b>	<b>21</b>	<b>18</b>	<b>22</b>	<b>24</b>	<b>22</b>	<b>25</b>	RV (18)	RV (14)	RV (10)	--	RV (31)
2017	NR	NR	NR	NR	NR	RV (6)	RV (7)	NR	RV (1)	RV (2)	RV (5)	RV (21)	RV (2)	RV (19)	RV (9)	--	NR
2016	RV (2)	RV (6)	<b>23</b>	RV (20)	RV (10)	RV (4)	<b>25</b>	RV (1)	NR	NR	NR	NR	NR	NR	NR	--	NR
2015	RV (2)	RV (3)	RV (6)	RV (6)	RV (20)	RV (15)	<b>24</b>	RV (15)	RV (12)	RV (9)	RV (7)	NR	NR	RV (17)	NR	--	NR
2014	NR	NR	RV (3)	RV (7)	RV (23)	RV (4)	NR	NR	NR	NR	NR	RV (8)	RV (10)	RV (2)	NR	--	RV (2)
2013	RV (9)	RV (2)	NR	NR	RV (4)	RV (4)	RV (4)	NR	NR	NR	NR	NR	NR	NR	NR	--	NR
2012	NR	RV (3)	RV (3)	NR	RV (2)	RV (2)	NR	NR	NR	NR	NR	NR	NR	NR	NR	--	NR
2011	NR	NR	NR	NR	NR	NR	NR	NR	NR	NR	NR	NR	NR	NR	NR	--	NR
2010	NR	NR	NR	NR	NR	NR	NR	NR	NR	NR	NR	NR	NR	NR	NR	--	NR
2009	RV (20)	RV (9)	RV (18)	RV (36)	RV (8)	NR	NR	NR	NR	NR	NR	NR	NR	NR	NR	--	NR
2008	RV (4)	<b>21</b>	<b>15</b>	<b>T-18</b>	<b>T-18</b>	<b>15</b>	<b>21</b>	<b>21</b>	<b>23</b>	<b>24</b>	<b>24</b>	<b>23</b>	<b>T-23</b>	<b>23</b>	RV (19)	--	RV (3)
2007	NR	NR	NR	NR	NR	NR	NR	NR	NR	NR	NR	NR	NR	NR	NR	--	NR
2006	NR	NR	RV (3)	RV (19)	<b>24</b>	<b>25</b>	<b>24</b>	<b>22</b>	RV (25)	RV (6)	NR	NR	NR	NR	NR	--	NR
2005	NR	NR	NR	NR	NR	NR	NR	--	--	--	--	--	--	--	--	--	NR
2004	NR	NR	NR	NR	NR	NR	NR	NR	NR	NR	NR	NR	NR	NR	NR	NR	NR
2003	--	NR	NR	NR	NR	NR	NR	NR	NR	NR	NR	NR	--	NR	--	--	NR





## VS. RANKED OPPONENTS (NFCA ONLY)

DATE	OPPONENT	RANK	RESULT	DATE	OPPONENT	RANK	RESULT	DATE	OPPONENT	RANK	RESULT
Apr. 28, 1985	vs. South Carolina [1]	10	L, 3-7 (9)	Feb. 22, 2002	vs. Arizona State	9	W, 2-1	May 8, 2004	Georgia Tech [1]	25	W, 10-2 (6)
Apr. 28, 1985	vs. South Carolina [2]	10	W, 5-4 (9)	Feb. 22, 2002	vs. Michigan	8	W, 3-2	May 8, 2004	Georgia Tech [2]	25	W, 1-0
Mar. 15, 1997	vs. Missouri	15	L, 3-4 (8)	Feb. 23, 2002	vs. Alabama	14	L, 0-4	May 13, 2004	vs. Tennessee	11	W, 8-2
Mar. 22, 1997	South Carolina [1]	4	L, 0-4 (8)	Feb. 24, 2002	vs. Fresno State	13	L, 1-3	May 14, 2004	vs. Georgia	10	L, 2-11 (5)
Mar. 22, 1997	South Carolina [2]	4	L, 3-5	Mar. 3, 2002	at Florida State	22	W, 2-0	May 15, 2004	vs. Auburn	12	L, 3-4
Apr. 23, 1997	Louisiana-Monroe [1]	20	L, 0-6	Mar. 7, 2002	vs. Florida Atlantic	11	L, 0-6	May 21, 2004	vs. California	2	L, 1-2
Apr. 23, 1997	Louisiana-Monroe [2]	20	W, 1-0	Mar. 9, 2002	vs. Stanford	3	L, 0-7	Feb. 12, 2005	at Louisiana	5	L, 2-7
Apr. 25, 1997	Louisiana Tech [1]	21	L, 2-5	Mar. 16, 2002	South Carolina [1]	24	L, 2-4	Feb. 25, 2005	vs. California	2	L, 4-9
Apr. 25, 1997	Louisiana Tech [2]	21	W, 3-2 (10)	Mar. 16, 2002	South Carolina [2]	24	L, 2-5	Feb. 27, 2005	vs. Oregon State	18	L, 5-6
Feb. 21, 1998	Missouri	13	L, 4-7 (10)	Mar. 17, 2002	South Carolina	24	W, 11-10 (9)	Mar. 12, 2005	Georgia [1]	13	L, 0-8
Mar. 5, 1998	vs. Iowa	16	L, 2-4	Mar. 19, 2002	at LSU [1]	5	L, 3-9	Mar. 12, 2005	Georgia [2]	13	L, 4-9
Mar. 6, 1998	vs. South Florida	7	L, 0-1	Mar. 19, 2002	at LSU [2]	5	W, 8-7 (11)	Mar. 13, 2005	Georgia	13	L, 1-7
Mar. 7, 1998	vs. Michigan	2	L, 1-2 (8)	Mar. 20, 2002	at LSU	5	L, 0-4	Mar. 19, 2005	at Tennessee [1]	4	L, 0-1
Apr. 3, 1998	LSU [1]	14	W, 3-2	Mar. 23, 2002	at Georgia [1]	21	L, 1-3	Mar. 19, 2005	at Tennessee [2]	4	L, 4-8
Apr. 3, 1998	LSU [2]	14	L, 1-2	Mar. 23, 2002	at Georgia [2]	21	W, 2-1	Mar. 20, 2005	at Tennessee	4	L, 1-3
Apr. 4, 1998	LSU [1]	14	L, 3-7	Mar. 24, 2002	at Georgia	21	W, 4-3	Apr. 2, 2005	Auburn [1]	22	L, 2-10 (5)
Apr. 4, 1998	LSU [2]	14	L, 3-4	Apr. 20, 2002	Alabama [1]	15	L, 4-10	Apr. 2, 2005	Auburn [2]	22	W, 4-3
May 9, 1998	vs. Florida	23	W, 1-0	Apr. 20, 2002	Alabama [2]	15	L, 4-8	Apr. 3, 2005	Auburn	22	L, 4-6
May 10, 1998	vs. Florida	23	W, 1-0	Apr. 21, 2002	Alabama	15	L, 2-8	Apr. 9, 2005	at Alabama [1]	9	L, 0-8 (5)
Feb. 12, 1999	vs. UCLA	3	L, 0-5	May 11, 2002	vs. Georgia	25	L, 1-7	Apr. 9, 2005	at Alabama [2]	9	L, 1-4
Mar. 5, 1999	vs. Michigan	14	L, 3-9	May 16, 2002	vs. Arizona State	4	L, 1-4	Apr. 10, 2005	at Alabama	9	L, 1-9 (5)
Mar. 7, 1999	vs. Michigan	14	L, 3-4	May 18, 2002	vs. Louisiana	19	L, 3-10	Apr. 23, 2005	at Florida [1]	16	L, 0-4
Mar. 26, 1999	South Carolina [1]	10	L, 0-1	Feb. 7, 2003	vs. Nebraska	4	L, 5-7	Apr. 23, 2005	at Florida [2]	16	L, 4-12 (5)
Mar. 26, 1999	South Carolina [2]	10	W, 5-2	Feb. 8, 2003	vs. Cal State Fullerton	10	L, 0-3	Apr. 24, 2005	at Florida	16	W, 3-0
Apr. 9, 1999	at LSU [1]	10	L, 0-1	Feb. 8, 2003	vs. Arizona State	13	L, 4-5	May 12, 2005	vs. Alabama	9	L, 0-5
Apr. 9, 1999	at LSU [2]	10	L, 1-5	Feb. 9, 2003	vs. Texas A&M	24	W, 5-2	May 14, 2005	vs. Tennessee	11	L, 0-3
Apr. 10, 1999	at LSU [1]	10	L, 2-5	Feb. 9, 2003	vs. Arizona	2	L, 2-9	May 21, 2005	at Texas	7	L, 0-2
Apr. 10, 1999	at LSU [2]	10	L, 4-5	Feb. 28, 2003	at Florida State	15	W, 3-1	May 22, 2005	at Texas	7	L, 0-2
May 2, 1999	Louisiana [1]	6	L, 1-7	Mar. 8, 2003	at South Carolina [1]	15	W, 6-2	Mar. 3, 2006	vs. Washington	15	W, 3-0
May 2, 1999	Louisiana [2]	6	L, 2-4	Mar. 8, 2003	at South Carolina [2]	15	L, 3-11 (6)	Mar. 3, 2006	at Baylor	20	L, 0-1
May 14, 1999	vs. Tennessee	24	L, 2-4	Mar. 9, 2003	at South Carolina	15	L, 2-5	Mar. 4, 2006	vs. Washington	15	L, 1-8
May 15, 1999	vs. South Carolina	14	W, 2-1	Mar. 15, 2003	Georgia [1]	10	L, 2-8	Mar. 5, 2006	at Baylor	20	L, 1-3
May 16, 1999	vs. LSU	7	L, 0-2 (9)	Mar. 15, 2003	Georgia [2]	10	W, 2-0	Mar. 10, 2006	vs. UCLA	4	L, 0-2
Feb. 11, 2000	vs. Fresno State	3	L, 2-4	Mar. 16, 2003	Georgia	10	L, 0-9 (5)	Mar. 12, 2006	vs. UCLA	4	L, 0-3
Mar. 3, 2000	vs. Oklahoma	5	L, 4-12 (6)	Mar. 26, 2003	LSU [1]	11	L, 3-4	Apr. 8, 2006	at Georgia [1]	10	L, 0-3
Mar. 3, 2000	vs. Stanford	9	W, 2-1 (9)	Mar. 26, 2003	LSU [2]	11	L, 13-15 (8)	Apr. 8, 2006	at Georgia [2]	10	L, 0-8 (6)
Mar. 5, 2000	vs. Stanford	9	L, 1-5	Mar. 27, 2003	LSU	11	W, 6-2	Apr. 9, 2006	at Georgia	10	L, 2-8
Mar. 11, 2000	vs. Illinois-Chicago	19	W, 4-2	Apr. 12, 2003	at Alabama [1]	17	L, 3-7	Apr. 14, 2006	at Auburn [1]	20	L, 1-4
Mar. 12, 2000	vs. South Carolina	18	L, 1-2 (8)	Apr. 12, 2003	at Alabama [2]	17	L, 5-8	Apr. 14, 2006	at Auburn [2]	20	L, 5-6
Mar. 24, 2000	at South Carolina [1]	17	L, 1-2 (9)	Apr. 13, 2003	at Alabama	17	W, 7-3	Apr. 15, 2006	at Auburn	20	L, 3-5
Mar. 24, 2000	at South Carolina [2]	17	W, 6-2	Apr. 26, 2003	at Florida [1]	25	W, 11-8	Apr. 19, 2006	at LSU [1]	11	L, 0-5
Apr. 5, 2000	Southern Miss [1]	10	L, 0-2	Apr. 26, 2003	at Florida [2]	25	W, 7-3	Apr. 19, 2006	at LSU [2]	11	L, 0-4
Apr. 5, 2000	Southern Miss [2]	10	W, 2-1	Apr. 27, 2003	at Florida	25	L, 1-6	Apr. 20, 2006	at LSU	11	L, 1-7
Apr. 7, 2000	LSU [1]	8	L, 0-8 (5)	May 8, 2003	vs. Georgia	7	L, 0-3	Apr. 22, 2006	Tennessee [1]	4	L, 1-2
Apr. 7, 2000	LSU [2]	8	L, 4-8 (10)	May 9, 2003	vs. South Carolina	20	L, 1-2	Apr. 22, 2006	Tennessee [2]	4	L, 1-3
Apr. 8, 2000	LSU [1]	8	L, 4-9	May 16, 2003	vs. Washington	8	L, 0-8 (6)	Apr. 23, 2006	Tennessee	4	L, 0-10 (5)
Apr. 8, 2000	LSU [2]	8	L, 1-7	May 16, 2003	at Nebraska	11	L, 0-8 (6)	Apr. 29, 2006	Alabama [1]	5	L, 4-5 (8)
Apr. 21, 2000	Alabama [1]	10	L, 2-5	Feb. 14, 2004	vs. Oklahoma State	21	L, 2-3	Apr. 29, 2006	Alabama [2]	5	L, 3-6
Apr. 21, 2000	Alabama [2]	10	L, 6-7 (9)	Mar. 3, 2004	at LSU [1]	3	L, 2-6	Feb. 16, 2007	vs. California	11	W, 9-0 (6)
Apr. 22, 2000	Alabama [1]	10	L, 0-9 (6)	Mar. 3, 2004	at LSU [2]	3	L, 0-6	Feb. 23, 2007	vs. Florida State	20	L, 2-4
Apr. 22, 2000	Alabama [2]	10	L, 2-4	Mar. 4, 2004	at LSU	3	L, 4-5	Feb. 24, 2007	vs. Nebraska	21	L, 6-7 (9)
May 13, 2000	vs. Alabama	11	L, 3-4	Mar. 6, 2004	South Carolina [1]	15	L, 1-2	Mar. 10, 2007	at Alabama [1]	4	L, 2-10 (5)
May 20, 2000	vs. Washington	1	L, 1-4	Mar. 6, 2004	South Carolina [2]	15	W, 8-0 (5)	Mar. 10, 2007	at Alabama [2]	4	L, 3-5
Feb. 9, 2001	vs. Oregon State	16	L, 0-3	Mar. 7, 2004	South Carolina	15	L, 4-7	Mar. 11, 2007	at Alabama	4	L, 0-8 (6)
Feb. 10, 2001	vs. Oregon State	16	L, 0-1 (8)	Mar. 13, 2004	at Georgia [1]	7	W, 5-1	Mar. 17, 2007	at Tennessee [1]	1	L, 0-3
Mar. 1, 2001	Michigan	18	L, 1-3	Mar. 13, 2004	at Georgia [2]	7	L, 0-9 (6)	Mar. 17, 2007	at Tennessee [2]	1	L, 1-2 (8)
Mar. 17, 2001	at South Carolina [1]	17	L, 1-7	Mar. 14, 2004	at Georgia	7	L, 4-6	Mar. 18, 2007	at Tennessee	1	L, 1-5
Mar. 17, 2001	at South Carolina [2]	17	W, 1-0	Mar. 20, 2004	Tennessee [1]	14	L, 1-10	Apr. 14, 2007	LSU [1]	6	L, 1-4 (9)
Mar. 18, 2001	at South Carolina	17	L, 0-2	Mar. 20, 2004	Tennessee [2]	14	L, 0-9 (6)	Apr. 14, 2007	LSU [2]	6	L, 3-4 (9)
Apr. 11, 2001	LSU [1]	5	L, 0-8	Mar. 21, 2004	Tennessee	14	L, 3-5 (8)	Apr. 27, 2007	at Florida [1]	20	W, 4-3
Apr. 11, 2001	LSU [2]	5	L, 0-5	Apr. 2, 2004	at Auburn [1]	22	L, 2-3	Apr. 27, 2007	at Florida [2]	20	L, 1-2
Apr. 12, 2001	LSU	5	L, 1-2	Apr. 2, 2004	at Auburn [2]	22	L, 3-7	Apr. 28, 2007	at Florida	20	L, 2-3 (9)
Apr. 21, 2001	at Alabama [1]	7	L, 0-7	Apr. 3, 2004	at Auburn	22	W, 3-2	May 10, 2007	vs. Florida	19	L, 0-3
Apr. 21, 2001	at Alabama [2]	7	L, 2-3	Apr. 9, 2004	Alabama [1]	10	L, 0-10 (6)	May 19, 2007	at Arizona	4	L, 0-8
Apr. 22, 2001	at Alabama	7	L, 0-8 (6)	Apr. 9, 2004	Alabama [2]	10	W, 8-6	Feb. 8, 2008	vs. Oregon	20	W, 3-0
May 11, 2001	vs. LSU	3	L, 1-2	Apr. 10, 2004	Alabama	10	W, 10-5	Feb. 29, 2008	vs. Michigan	12	L, 0-2
Feb. 8, 2002	vs. Texas State	17	W, 8-1	Apr. 24, 2004	Florida [1]	18	W, 7-4	Mar. 15, 2008	Alabama [1]	2	L, 0-2
Feb. 9, 2002	vs. Arizona	1	W, 7-1	Apr. 24, 2004	Florida [2]	18	W, 9-5	Mar. 15, 2008	Alabama [2]	2	L, 2-4

**VS. RANKED OPPONENTS (NFCA ONLY)**

DATE	OPPONENT	RANK	RESULT	DATE	OPPONENT	RANK	RESULT	DATE	OPPONENT	RANK	RESULT
Mar. 16, 2008	Alabama	2	L, 0-3	Feb. 24, 2012	vs. Louisiana	17	L, 3-6	Apr. 10, 2015	at Missouri	21	L, 2-3
Mar. 26, 2008	at LSU [1]	8	L, 2-5	Feb. 25, 2012	vs. Georgia Tech	20	W, 5-3	Apr. 11, 2015	at Missouri	21	W, 8-4
Mar. 26, 2008	at LSU [2]	8	L, 1-2	Feb. 26, 2012	vs. Michigan	12	L, 1-3	Apr. 12, 2015	at Missouri	21	L, 2-10 (5)
Apr. 5, 2008	Florida [1]	3	L, 0-5	Mar. 7, 2012	Florida [1]	3	L, 5-8	Apr. 15, 2015	at South Alabama	22	L, 2-3
Apr. 5, 2008	Florida [2]	3	L, 2-7	Mar. 7, 2012	Florida [2]	3	L, 0-1	Apr. 17, 2015	Tennessee	12	L, 3-4
Apr. 6, 2008	Florida	3	L, 0-5	Mar. 9, 2012	Georgia	7	W, 5-3	Apr. 18, 2015	Tennessee	12	L, 3-5
Apr. 19, 2008	Georgia [1]	21	W, 10-0 (5)	Mar. 10, 2012	Georgia	7	L, 0-2	Apr. 19, 2015	Tennessee	12	L, 8-16 (6)
Apr. 19, 2008	Georgia [2]	21	L, 2-6	Mar. 11, 2012	Georgia	7	L, 0-5	May 6, 2015	vs. Missouri	13	L, 0-9 (6)
Apr. 20, 2008	Georgia	21	W, 7-4	Mar. 23, 2012	Tennessee	12	L, 0-8 (5)	May 15, 2015	vs. Baylor	18	L, 4-8
Apr. 26, 2008	Tennessee [1]	13	W, 2-1	Mar. 24, 2012	Tennessee	12	L, 3-10	May 17, 2015	vs. Baylor	18	L, 0-2
Apr. 26, 2008	Tennessee [2]	13	L, 6-8	Mar. 25, 2012	Tennessee	12	L, 0-8 (5)	Feb. 19, 2016	at South Alabama	23	W, 4-2 (8)
May 8, 2008	vs. Alabama	3	L, 0-1	Mar. 30, 2012	Alabama	2	L, 4-5	Mar. 18, 2016	Auburn	3	L, 2-3 (14)
May 16, 2008	vs. Hawaii	23	L, 7-9	Mar. 31, 2012	Alabama	2	L, 2-4	Mar. 19, 2016	Auburn	3	W, 6-3
May 17, 2008	vs. Hawaii	23	L, 4-7	Apr. 1, 2012	Alabama	2	L, 3-9	Mar. 20, 2016	Auburn	3	L, 0-2
Feb. 27, 2009	vs. Ohio State	24	L, 0-7	May 10, 2012	vs. Alabama	3	L, 2-5	Mar. 25, 2016	at Tennessee	17	L, 2-6
Mar. 14, 2009	at Alabama [1]	2	L, 0-4	Feb. 13, 2013	at Louisiana	15	L, 1-9 (6)	Mar. 26, 2016	at Tennessee	17	L, 5-8
Mar. 14, 2009	at Alabama [2]	2	L, 1-7	Mar. 8, 2013	LSU	12	L, 0-1 (14)	Mar. 27, 2016	at Tennessee	17	L, 4-9
Mar. 15, 2009	at Alabama	2	L, 2-3	Mar. 9, 2013	LSU	12	W, 2-1	Apr. 8, 2016	at Alabama	4	L, 1-7
Mar. 21, 2009	LSU [1]	21	L, 4-5	Mar. 10, 2013	LSU	12	L, 2-9	Apr. 9, 2016	at Alabama	4	L, 0-8 (6)
Mar. 21, 2009	LSU [2]	21	L, 1-4	Mar. 22, 2013	at Kentucky	21	L, 4-5	Apr. 10, 2016	at Alabama	4	L, 1-8
Mar. 22, 2009	LSU	21	L, 5-7	Mar. 23, 2013	at Kentucky	21	L, 2-3	Apr. 15, 2016	LSU	11	W, 7-2
Mar. 28, 2009	at Tennessee [1]	9	W, 5-4	Mar. 24, 2013	at Kentucky	21	L, 0-7	Apr. 16, 2016	LSU	11	L, 2-5 (12)
Mar. 28, 2009	at Tennessee [2]	9	L, 1-4	Apr. 5, 2013	at Florida	3	L, 1-9 (6)	Apr. 17, 2016	LSU	11	L, 1-12 (5)
Mar. 29, 2009	at Tennessee	9	W, 10-6	Apr. 6, 2013	at Florida	3	L, 2-4	Apr. 22, 2016	at Florida	1	L, 0-16 (5)
Apr. 4, 2009	at Florida [1]	1	L, 2-11 (5)	Apr. 7, 2013	at Florida	3	W, 6-5	Apr. 23, 2016	at Florida	1	L, 3-6
Apr. 4, 2009	at Florida [2]	1	L, 2-6	Apr. 19, 2013	at Alabama	4	W, 3-2	Apr. 24, 2016	at Florida	1	L, 1-3 (10)
Apr. 5, 2009	at Florida	1	L, 0-3	Apr. 20, 2013	at Alabama	4	L, 3-11	Apr. 29, 2016	Missouri	16	L, 5-8
Apr. 15, 2009	at Georgia [1]	6	L, 0-10 (5)	Apr. 21, 2013	at Alabama	4	L, 8-9	Apr. 30, 2016	Missouri	16	L, 1-3
Apr. 15, 2009	at Georgia [2]	6	W, 3-1 (10)	May 3, 2013	at Texas A&M	14	L, 2-5	May 1, 2016	Missouri	16	L, 2-9
May 15, 2009	vs. California	14	L, 3-8	May 4, 2013	at Texas A&M	14	W, 6-2	May 6, 2016	at Kentucky	12	L, 2-3 (9)
May 16, 2009	vs. Florida State	16	L, 0-5	May 5, 2013	at Texas A&M	14	L, 2-4	May 7, 2016	at Kentucky	12	L, 0-1 (8)
Mar. 3, 2010	Michigan	7	L, 0-3	May 18, 2013	vs. South Alabama	15	L, 0-3	May 8, 2016	at Kentucky	12	L, 0-4
Mar. 9, 2010	Tennessee [1]	19	L, 4-8	Feb. 28, 2014	vs. Baylor	12	L, 0-1 (8)	May 11, 2016	vs. Alabama	4	L, 5-7
Mar. 9, 2010	Tennessee [2]	19	W, 5-4	Mar. 7, 2014	Kentucky	8	L, 0-4	Feb. 16, 2017	vs. Fresno State	21	W, 4-1
Mar. 20, 2010	Tennessee	19	L, 4-10	Mar. 8, 2014	Kentucky	8	W, 2-1	Mar. 10, 2017	at Texas A&M	6	W, 5-2
Apr. 10, 2010	at LSU [1]	14	L, 1-2	Mar. 9, 2014	Kentucky	8	L, 0-5	Mar. 11, 2017	at Texas A&M	6	L, 1-5
Apr. 10, 2010	at LSU [2]	14	L, 3-8	Mar. 14, 2014	at Georgia	15	L, 0-1	Mar. 12, 2017	at Texas A&M	6	L, 1-3
Apr. 11, 2010	at LSU	14	L, 1-6	Mar. 15, 2014	at Georgia [1]	15	L, 2-11 (5)	Mar. 17, 2017	Alabama	11	L, 3-11 (5)
Apr. 13, 2010	Georgia [1]	13	L, 0-3	Mar. 15, 2014	at Georgia [2]	15	L, 1-9 (5)	Mar. 18, 2017	Alabama	11	W, 1-0
Apr. 13, 2010	Georgia [2]	13	L, 6-7	Mar. 22, 2014	at Auburn	21	L, 2-5	Mar. 19, 2017	Alabama	11	L, 0-3
May 1, 2010	Florida [1]	6	L, 0-8 (5)	Mar. 22, 2014	at Auburn	21	L, 3-11 (6)	Mar. 22, 2017	at Ole Miss	23	L, 0-2
May 1, 2010	Florida [2]	6	L, 1-9 (5)	Mar. 23, 2014	at Auburn	21	W, 5-2	Mar. 24, 2017	at Oklahoma	13	L, 3-5
May 8, 2010	Alabama [1]	4	L, 1-10 (6)	Apr. 4, 2014	Missouri	16	L, 0-6	Mar. 31, 2017	at LSU	10	L, 2-7
May 8, 2010	Alabama [2]	4	L, 2-8	Apr. 5, 2014	Missouri [1]	16	W, 9-3	Apr. 1, 2017	at LSU	10	L, 0-1
May 9, 2010	Alabama	4	L, 1-6	Apr. 5, 2014	Missouri [2]	16	L, 1-8	Apr. 2, 2017	at LSU	10	L, 1-4
Feb. 12, 2011	vs. Washington	10	L, 5-18 (5)	Apr. 9, 2014	at South Alabama	15	L, 2-3	Apr. 14, 2017	at Georgia	19	W, 9-4
Mar. 6, 2011	Texas A&M	22	W, 7-3	Apr. 11, 2014	Alabama	3	L, 1-5	Apr. 15, 2017	at Georgia	19	L, 6-7
Mar. 16, 2011	at Florida [1]	2	L, 0-8 (5)	Apr. 12, 2014	Alabama	3	W, 4-2	Apr. 16, 2017	at Georgia	19	W, 5-2
Mar. 16, 2011	at Florida [2]	2	L, 1-18 (5)	Apr. 13, 2014	Alabama	3	W, 4-3 (10)	Apr. 22, 2017	Arkansas	24	W, 3-0
Mar. 25, 2011	at Kentucky	24	L, 6-12	Apr. 18, 2014	at Tennessee	4	W, 2-0	Apr. 23, 2017	Arkansas	24	L, 4-5
Mar. 26, 2011	at Kentucky	24	L, 0-8 (5)	Apr. 19, 2014	at Tennessee	4	L, 5-11	Apr. 24, 2017	Arkansas	24	W, 4-3
Mar. 27, 2011	at Kentucky	24	L, 0-5	Apr. 20, 2014	at Tennessee	4	W, 11-7	Apr. 28, 2017	at Auburn	9	L, 2-4
Apr. 8, 2011	Auburn	22	W, 4-3	May 2, 2014	at LSU	25	L, 5-6	Apr. 29, 2017	at Auburn	9	L, 2-6
Apr. 9, 2011	Auburn	22	L, 3-5	May 3, 2014	at LSU	25	L, 0-8 (6)	Apr. 30, 2017	at Auburn	9	L, 3-6
Apr. 10, 2011	Auburn	22	L, 4-5 (8)	May 4, 2014	at LSU	25	W, 5-4	May 5, 2017	Kentucky	16	W, 6-2
Apr. 15, 2011	at Alabama	5	L, 2-6	May 7, 2014	vs. Kentucky	16	L, 3-4 (9)	May 6, 2017	Kentucky	16	W, 5-3
Apr. 16, 2011	at Alabama	5	L, 3-13 (6)	Feb. 27, 2015	vs. Minnesota	13	L, 0-5	May 7, 2017	Kentucky	16	L, 7-10 (11)
Apr. 17, 2011	at Alabama	5	L, 2-5	Mar. 1, 2015	vs. Notre Dame	23	W, 6-1	May 10, 2017	vs. Ole Miss	19	L, 1-2
Apr. 21, 2011	at Tennessee	6	L, 0-2	Mar. 6, 2015	Georgia	8	L, 1-6	May 18, 2017	vs. BYU	21	L, 0-8 (6)
Apr. 22, 2011	at Tennessee	6	L, 0-8 (6)	Mar. 7, 2015	Georgia	8	L, 1-9 (5)	Feb. 22, 2018	vs. Arizona State	17	L, 1-3
Apr. 23, 2011	at Tennessee	6	W, 3-2	Mar. 8, 2015	Georgia	8	W, 8-7 (9)	Feb. 23, 2018	vs. Oklahoma State	18	W, 9-4
Apr. 29, 2011	LSU	21	L, 2-4	Mar. 13, 2015	Texas A&M	19	W, 7-0	Mar. 23, 2018	Georgia	7	L, 2-4
Apr. 30, 2011	LSU	21	L, 6-7	Mar. 14, 2015	Texas A&M	19	L, 8-10	Mar. 24, 2018	Georgia	7	W, 5-4
May 1, 2011	LSU	21	L, 1-3	Mar. 15, 2015	Texas A&M	19	W, 7-5	Mar. 25, 2018	Georgia	7	L, 2-3
May 6, 2011	at Georgia	7	W, 8-6	Mar. 27, 2015	Florida	3	L, 2-3	Mar. 30, 2018	at Arkansas	23	L, 2-3
May 7, 2011	at Georgia	7	L, 3-4	Mar. 28, 2015	Florida	3	L, 2-16 (5)	Mar. 31, 2018	at Arkansas	23	L, 0-6
May 8, 2011	at Georgia	7	L, 2-10 (5)	Mar. 29, 2015	Florida	3	W, 5-3	Apr. 1, 2018	at Arkansas	23	L, 2-8
May 12, 2011	vs. Alabama	4	L, 1-5	Apr. 8, 2015	LSU	1	W, 9-4	Apr. 7, 2018	Texas A&M	10	W, 4-3 (10)

**VS. RANKED OPPONENTS (NFCA ONLY)**

DATE	OPPONENT	RANK	RESULT
Apr. 7, 2018	Texas A&M	10	L, 1-3
Apr. 8, 2018	Texas A&M	10	L, 1-4 (8)
Apr. 20, 2018	Florida	5	L, 3-8
Apr. 22, 2018	Florida	5	L, 0-3
Apr. 22, 2018	Florida	5	L, 2-6
Apr. 27, 2018	at South Carolina	14	L, 2-5
Apr. 28, 2018	at South Carolina	14	L, 1-8
Apr. 29, 2018	at South Carolina	14	L, 4-5
May 4, 2018	Tennessee	7	L, 4-7
May 5, 2018	Tennessee	7	W, 10-3
May 6, 2018	Tennessee	7	L, 3-6
May 9, 2018	vs. Texas A&M	14	W, 2-0
May 10, 2018	vs. South Carolina	12	L, 1-3
May 20, 2018	at Arizona	9	L, 3-4
Feb. 14, 2019	vs. Washington	5	L, 5-7
Mar. 15, 2019	at Kentucky	15	L, 0-8
Mar. 16, 2019	at Kentucky	15	L, 8-9
Mar. 17, 2019	at Kentucky	15	L, 1-4
Mar. 22, 2019	Auburn	17	W, 7-6
Mar. 23, 2019	Auburn	17	L, 4-7 (8)
Mar. 24, 2019	Auburn	17	L, 0-9 (5)
Mar. 29, 2019	at Alabama	4	L, 2-3 (8)
Mar. 30, 2019	at Alabama	4	L, 2-8
Mar. 31, 2019	at Alabama	4	W, 12-9 (10)
Apr. 5, 2019	LSU	7	W, 6-0
Apr. 6, 2019	LSU	7	L, 9-10
Apr. 7, 2019	LSU	7	L, 3-5
Apr. 12, 2019	at Tennessee	9	L, 0-4
Apr. 13, 2019	at Tennessee	9	L, 2-10 (5)
Apr. 14, 2019	at Tennessee	9	L, 2-9
Apr. 19, 2019	Ole Miss	17	L, 0-21 (5)
Apr. 19, 2019	Ole Miss	17	W, 6-0
Apr. 20, 2019	Ole Miss	17	L, 1-3 (8)
May 3, 2019	at Florida	7	W, 6-4
May 4, 2019	at Florida	7	W, 4-2
May 4, 2019	at Florida	7	L, 0-2
May 9, 2019	vs. Ole Miss	17	L, 4-9
May 18, 2019	at Washington	2	L, 1-6
May 19, 2019	at Washington	2	L, 0-8
Feb. 20, 2020	vs. Oregon	15	L, 2-7
Feb. 27, 2021	at Texas	7	L, 7-8
Feb. 28, 2021	at Baylor	23	L, 6-10
Mar. 3, 2021	at Alabama	3	L, 0-4
Mar. 19, 2021	Florida	5	L, 0-1
Mar. 20, 2021	Florida	5	L, 0-10
Mar. 21, 2021	Florida	5	L, 0-8
Mar. 26, 2021	at Arkansas	15	L, 0-2
Mar. 27, 2021	at Arkansas	15	L, 7-8
Mar. 28, 2021	at Arkansas	15	L, 3-4
Apr. 10, 2021	vs. Oklahoma	1	L, 0-9 (5)
Apr. 17, 2021	at Missouri	18	L, 2-5
Apr. 17, 2021	at Missouri	18	L, 3-4
Apr. 18, 2021	at Missouri	18	L, 5-6
May 5, 2021	Tennessee	17	W, 2-1
May 5, 2021	Tennessee	17	W, 6-2
May 7, 2021	Georgia	22	W, 4-2
May 8, 2021	Georgia	22	W, 4-2
May 9, 2021	Georgia	22	W, 4-3
May 13, 2021	Florida	4	L, 2-6
May 22, 2021	Oklahoma State	7	L, 3-9
May 23, 2021	Oklahoma State	7	L, 2-10 (5)

**RECORD BREAKDOWN**

YEAR	RECORD	RANKING	RECORD
1985	1-1	1	2-11
1997	2-5	2	0-17
1998	3-7	3	5-22
1999	2-12	4	4-30
2000	4-16	5	1-19
2001	1-12	6	3-11
2002	9-15	7	8-25
2003	8-17	8	3-11
2004	10-17	9	4-13
2005	2-20	10	7-25
2006	1-19	11	5-13
2007	2-14	12	1-16
2008	4-14	13	1-12
2009	3-14	14	4-18
2010	1-13	15	4-22
2011	4-19	16	4-13
2012	2-13	17	8-15
2013	4-13	18	3-8
2014	8-16	19	6-7
2015	7-15	20	4-10
2016	3-20	21	8-19
2017	9-17	22	8-7
2018	5-18	23	4-7
2019	6-19	24	4-8
2020	0-1	25	5-4
2021	5-16		
<b>TOTAL</b>	<b>106-363</b>	<b>TOTAL</b>	<b>106-363</b>



## OPENERS

### SEASON OPENERS

DATE	OPPONENT	MSU RANK	20-10 RESULT
Mar. 10, 1982	at LSU	--	L, 0-14
Feb. 26, 1983	at Louisiana	--	L, 1-2
Mar. 3, 1984	at Northwestern State	--	W, 2-1
Mar. 9, 1985	KENTUCKY WESLEYAN	--	W, 8-5
Feb. 28, 1986	vs. Texas A&M	--	L, 0-6
Feb. 21, 1997	vs. Nicholls State	--	L, 0-6
Feb. 14, 1998	NORTHWESTERN STATE	--	L, 1-3
Feb. 6, 1999	at Northwestern State	--	L, 0-1
Feb. 11, 2000	vs. Texas A&M	--	W, 3-2
Feb. 6, 2001	BELMONT	23	W, 9-0 (5)
Feb. 8, 2002	vs. No. 17 Texas State	--	W, 8-1
Feb. 4, 2003	SOUTHERN MISS	--	W, 3-1
Feb. 6, 2004	BRADLEY	--/--	W, 11-6
Feb. 4, 2005	NC STATE	--/--	L, 1-2
Feb. 10, 2006	vs. Western Kentucky	--/--	W, 3-1
Feb. 9, 2007	IOWA STATE	--/--	W, 9-3
Feb. 8, 2008	vs. No. 20/23 Oregon	--/--	W, 3-0
Feb. 6, 2009	KENNESAW STATE	--/--	L, 0-4
Feb. 13, 2010	UAB	--/--	W, 4-0
Feb. 11, 2011	vs. Illinois-Chicago	--/--	L, 4-5
Feb. 9, 2012	at South Alabama	--/--	W, 7-2
Feb. 7, 2013	SOUTH ALABAMA	RV/RV	L, 2-3
Feb. 7, 2014	MISSISSIPPI VALLEY ST.	--/--	W, 8-0 (5)
Feb. 5, 2015	MISSISSIPPI VALLEY ST.	--/RV	W, 8-0 (6)
Feb. 11, 2016	GEORGIA SOUTHERN	RV/RV	W, 6-0
Feb. 10, 2017	GEORGIA STATE	--/--	W, 4-0
Feb. 9, 2018	MISSISSIPPI VALLEY ST.	RV/--	W, 10-0 (5)
Feb. 8, 2019	MIDDLE TENNESSEE	RV/RV	W, 8-2
Feb. 7, 2020	vs. Missouri State	--/RV	W, 5-0
Feb. 13, 2021	MIAMI (OHIO)	20/22	W, 10-9

### HOME OPENERS

DATE	OPPONENT	MSU RANK	23-7 RESULT
Mar. 19, 1982	LOUISIANA	--	W, 13-3
Mar. 13, 1983	LOUISIANA-MONROE	--	L, 0-3
Mar. 7, 1984	FLORIDA A&M	--	W, 11-0
Mar. 9, 1985	KENTUCKY WESLEYAN	--	W, 8-5
Mar. 7, 1986	SW MISSOURI STATE	--	L, 0-6
Feb. 26, 1997	SAMFORD	--	W, 4-0
Feb. 14, 1998	NORTHWESTERN STATE	--	L, 1-3
Feb. 19, 1999	NORTHWESTERN STATE	--	W, 6-1
Feb. 18, 2000	NORTHWESTERN STATE	--	W, 3-2
Feb. 6, 2001	BELMONT	23	W, 9-0 (5)
Feb. 13, 2002	BELMONT	24	W, 11-0 (5)
Feb. 4, 2003	SOUTHERN MISS	--	W, 3-1
Feb. 6, 2004	BRADLEY	--/--	W, 11-6
Feb. 4, 2005	NC STATE	--/--	L, 1-2
Feb. 17, 2006	EAST TENNESSEE STATE	--/--	W, 9-1 (6)
Feb. 9, 2007	IOWA STATE	--/--	W, 9-3
Feb. 13, 2008	MISSISSIPPI VALLEY ST.	22/21	W, 10-0 (5)
Feb. 6, 2009	KENNESAW STATE	--/--	L, 0-4
Feb. 13, 2010	UAB	--/--	W, 4-0
Feb. 18, 2011	LOUISIANA TECH	--/--	W, 3-2
Feb. 17, 2012	SIU-EDWARDSVILLE	RV/RV	L, 4-5
Feb. 7, 2013	SOUTH ALABAMA	RV/RV	L, 2-3
Feb. 7, 2014	MISSISSIPPI VALLEY ST.	--/--	W, 8-0 (5)
Feb. 5, 2015	MISSISSIPPI VALLEY ST.	--/RV	W, 8-0 (6)
Feb. 11, 2016	GEORGIA SOUTHERN	RV/RV	W, 6-
Feb. 10, 2017	GEORGIA STATE	--/--	W, 4-0
Feb. 9, 2018	MISSISSIPPI VALLEY ST.	RV/--	W, 10-0 (5)
Feb. 8, 2019	MIDDLE TENNESSEE	RV/RV	W, 8-2
Feb. 12, 2020	ALABAMA STATE	RV/RV	W, 16-2 (5)
Feb. 13, 2021	MIAMI (OHIO)	20/22	W, 10-9

### SEC OPENERS

DATE	OPPONENT	MSU RANK	8-16 RESULT
Mar. 6, 1997	OLE MISS	--	L, 2-3
Mar. 11, 1998	at Florida	--	W, 3-1
Mar. 19, 1999	at Ole Miss	--	L, 4-5 (11)
Mar. 17, 2000	OLE MISS	21	W, 4-3
Mar. 14, 2001	at Florida	--	L, 0-6
Mar. 16, 2002	No. 24 SOUTH CAROLINA	--	L, 2-4
Mar. 8, 2003	at No. 15/13 South Carolina	--/--	W, 6-2
Mar. 3, 2004	at No. 3/5 LSU	--/--	L, 2-6
Mar. 12, 2005	No. 13/15 GEORGIA	--/--	L, 0-8
Mar. 18, 2006	at Arkansas	22/24	W, 5-0
Mar. 10, 2007	at No. 4/2 Alabama	--/--	L, 2-10 (5)
Mar. 11, 2008	at Auburn	18/15	W, 8-3
Mar. 14, 2009	at No. 2/2 Alabama	--/--	L, 0-4
Mar. 20, 2010	at Ole Miss	--/--	L, 4-6
Mar. 9, 2011	SOUTH CAROLINA	--/--	W, 2-1
Mar. 7, 2012	No. 3 FLORIDA	--/RV	L, 0-1
Mar. 8, 2013	No. 12/12 LSU	RV/RV	L, 0-1 (14)
Mar. 7, 2014	No. 8/10 KENTUCKY	RV/RV	L, 0-4
Mar. 6, 2015	No. 8/8 GEORGIA	RV/RV	L, 1-6
Mar. 18, 2016	No. 3/3 AUBURN	--/RV	L, 2-3 (14)
Mar. 10, 2017	at No. 6/5 Texas A&M	--/--	W, 5-2
Mar. 16, 2018	at Missouri	21/20	W, 4-0
Mar. 15, 2019	at No. 15/18 Kentucky	RV/RV	L, 0-8 (5)
Mar. 13, 2021	at Ole Miss	--/RV	L, 0-6

### SEC HOME OPENERS

DATE	OPPONENT	MSU RANK	7-17 RESULT
Mar. 6, 1997	OLE MISS	--	L, 2-3
April 3, 1998	No. 14 LSU	--	W, 3-2
Mar. 26, 1999	No. 10 SOUTH CAROLINA	--	L, 0-1
Mar. 17, 2000	OLE MISS	21	W, 4-3
Mar. 23, 2001	GEORGIA	--	W, 4-2
Mar. 16, 2002	No. 24 SOUTH CAROLINA	--	L, 2-4
Mar. 15, 2003	No. 10/11 GEORGIA	--/--	L, 2-8
Mar. 6, 2004	No. 15/14 SOUTH CAROLINA	--/--	L, 1-2
Mar. 12, 2005	No. 13/15 GEORGIA	--/--	L, 0-8
Mar. 25, 2006	SOUTH CAROLINA	22/22	W, 4-3 (10)
Mar. 24, 2007	AUBURN	--/--	W, 3-1
Mar. 15, 2008	No. 2/3 ALABAMA	18/15	L, 0-2
Mar. 17, 2009	ARKANSAS	--/--	L, 3-8 (8)
April 2, 2010	KENTUCKY	--/--	L, 4-5
Mar. 9, 2011	SOUTH CAROLINA	--/--	W, 2-1
Mar. 7, 2012	No. 3 FLORIDA	--/RV	L, 0-1
Mar. 8, 2013	No. 12/12 LSU	RV/RV	L, 0-1 (14)
Mar. 7, 2014	No. 8/10 KENTUCKY	RV/RV	L, 0-4
Mar. 6, 2015	No. 8/8 GEORGIA	RV/RV	L, 1-6
Mar. 18, 2016	No. 3/3 AUBURN	--/RV	L, 2-3 (14)
Mar. 17, 2017	No. 11/8 ALABAMA	RV/RV	L, 3-11 (5)
Mar. 23, 2018	No. 7/7 GEORGIA	23/21	L, 2-4
Mar. 22, 2019	No. 17/13 AUBURN	RV/RV	W, 7-6
Mar. 19, 2021	No. 5/5 FLORIDA	--/RV	L, 0-1



## EXTRA-INNING GAMES (66-67)

DATE	OPPONENT	INN.	RESULT	DATE	OPPONENT	INN.	RESULT	DATE	OPPONENT	INN.	RESULT
Mar. 8, 1984	Florida State	9	L, 0-1	Feb. 18, 2001	Tennessee Tech	8	W, 1-0	Apr. 10, 2011	No. 22 Auburn	8	L, 4-5
Mar. 19, 1984	Western Illinois [1]	8	L, 7-8	Feb. 20, 2001	Louisiana-Monroe [1]	9	W, 2-1	Mar. 28, 2012	at Mississippi Valley St.	8	W, 4-3
Mar. 19, 1984	Western Illinois [2]	10	L, 0-1	Mar. 8, 2001	vs. Georgia Southern	9	W, 3-2	Apr. 21, 2012	Kentucky	8	W, 2-1
Mar. 19, 1985	Southern Miss [1]	8	L, 3-5	Mar. 24, 2001	Georgia [1]	10	W, 6-5	May 17, 2012	vs. BYU	9	L, 3-4
Mar. 19, 1985	Southern Miss [2]	9	L, 4-5	Mar. 27, 2001	at Ole Miss [2]	11	W, 7-5	Feb. 17, 2013	Lipscomb	10	W, 4-3
Mar. 22, 1985	Nicholls State	9	L, 2-3	Apr. 19, 2001	at Georgia Tech [2]	10	W, 4-1	Mar. 8, 2013	No. 12 LSU	14	L, 0-1
Apr. 28, 1985	vs. No. 10 South Carolina [1]	9	L, 3-7	Apr. 28, 2001	Arkansas	8	W, 2-1	Mar. 22, 2013	at No. 21 Kentucky	10	L, 4-5
Apr. 28, 1985	vs. No. 10 South Carolina [2]	9	W, 5-4	Feb. 9, 2002	vs. New Mexico State	8	W, 7-6	Feb. 15, 2014	vs. LIU-Brooklyn	11	W, 1-0
Mar. 6, 1997	Ole Miss [2]	8	W, 2-1	Mar. 1, 2002	vs. Texas	14	L, 0-1	Feb. 28, 2014	vs. No. 12 Baylor	8	L, 0-1
Mar. 15, 1997	vs. Missouri	8	L, 3-4	Mar. 9, 2002	vs. Florida International	8	W, 3-2	Mar. 11, 2014	at Kennesaw State	8	L, 1-2
Mar. 22, 1997	No. 4 South Carolina [1]	8	L, 0-4	Mar. 17, 2002	No. 24 South Carolina	9	W, 11-10	Apr. 13, 2014	No. 3 Alabama	10	W, 4-3
Mar. 26, 1997	Georgia [2]	10	W, 8-7	Mar. 19, 2002	at No. 5 LSU [2]	11	W, 8-7	May 7, 2014	vs. No. 16 Kentucky	9	L, 3-4
Apr. 11, 1997	at Kentucky [1]	8	W, 6-1	Mar. 2, 2003	vs. Pittsburgh	8	W, 5-4	Feb. 24, 2015	at UAB	8	L, 4-5
Apr. 11, 1997	at Kentucky [2]	11	W, 12-7	Mar. 26, 2003	No. 11 LSU [2]	8	L, 13-15	Mar. 8, 2015	No. 8 Georgia	9	W, 8-7
Apr. 13, 1997	at Tennessee [1]	8	W, 5-4	Apr. 10, 2003	at Ole Miss [2]	8	L, 8-10	Mar. 21, 2015	at Ole Miss [1]	9	L, 7-8
Apr. 18, 1997	at Alabama [1]	8	L, 2-5	Feb. 15, 2004	at San Diego State	8	L, 1-2	Apr. 26, 2015	at Georgia Southern	9	W, 7-5
Apr. 25, 1997	Louisiana Tech [2]	10	W, 3-2	Mar. 21, 2004	No. 14 Tennessee	8	L, 3-5	Feb. 19, 2016	at No. 23 South Alabama	8	W, 4-2
Apr. 30, 1997	Ole Miss [1]	9	L, 0-1	May 20, 2004	vs. Iowa	8	W, 2-1	Feb. 21, 2016	vs. Samford	8	W, 5-2
Feb. 21, 1998	No. 13 Missouri	10	L, 4-7	Feb. 25, 2005	vs. Cal State Fullerton	8	W, 5-4	Mar. 18, 2016	No. 3 Auburn	14	L, 2-3
Feb. 26, 1998	vs. Cal Poly	8	L, 2-5	May 8, 2005	at South Carolina	8	W, 3-2	Apr. 3, 2016	Ole Miss	8	W, 1-0
Feb. 28, 1998	at UC Santa Barbara	9	L, 9-13	May 22, 2005	vs. Texas A&M-CC	8	W, 2-1	Apr. 16, 2016	No. 11 LSU	12	L, 2-5
Mar. 7, 1998	vs. No. 2 Michigan	8	L, 1-2	Mar. 4, 2006	vs. Bowling Green	8	W, 3-2	Apr. 24, 2016	at No. 1 Florida	10	L, 1-3
Mar. 22, 1998	at Georgia [1]	9	W, 7-4	Mar. 25, 2006	South Carolina [1]	10	W, 4-3	May 6, 2016	No. 12 Kentucky	9	L, 2-3
Mar. 27, 1998	at Arkansas [2]	8	L, 1-2	Apr. 29, 2006	No. 5 Alabama [1]	8	L, 4-5	May 7, 2016	No. 12 Kentucky	8	L, 0-1
Mar. 28, 1998	at Arkansas [1]	9	W, 3-2	May 7, 2006	at Kentucky	8	W, 3-2	Feb. 12, 2017	Georgia State	12	L, 1-3
Apr. 21, 1998	Samford [1]	10	W, 3-2	Feb. 24, 2007	vs. No. 21 Nebraska	9	L, 6-7	Mar. 4, 2017	Samford	12	W, 6-5
May 2, 1998	at Auburn [2]	10	W, 3-2	Mar. 3, 2007	vs. UT Martin	9	W, 6-5	May 7, 2017	No. 19 Kentucky	11	L, 7-10
May 10, 1998	vs. Alabama	9	L, 4-5	Mar. 17, 2007	at No. 1 Tennessee [2]	8	L, 1-2	Feb. 16, 2018	Drake	8	L, 0-1
Feb. 19, 1999	Evansville	8	L, 2-3	Apr. 1, 2007	South Carolina	8	W, 8-7	Feb. 20, 2018	Southeastern La.	8	W, 3-2
Feb. 21, 1999	Evansville	8	W, 1-0	Apr. 14, 2007	No. 6 LSU [1]	9	L, 1-4	Apr. 7, 2018	No. 10 Texas A&M [2]	10	W, 4-3
Mar. 12, 1999	vs. Jacksonville State	8	L, 6-7	Apr. 14, 2007	No. 6 LSU [2]	9	L, 3-4	Apr. 8, 2018	No. 10 Texas A&M	8	L, 1-4
Mar. 19, 1999	at Ole Miss [1]	11	L, 4-5	Apr. 21, 2007	at Georgia [2]	8	W, 13-9	Feb. 24, 2019	SE Louisiana	9	W, 4-3
Mar. 27, 1999	Georgia [2]	9	W, 2-1	Apr. 28, 2007	at No. 20 Florida	9	L, 2-3	Mar. 2, 2019	at Duke	9	W, 3-2
Apr. 15, 1999	Louisiana-Monroe [2]	9	W, 3-2	Feb. 10, 2008	vs. California	9	W, 4-1	Mar. 23, 2019	No. 17 Auburn	8	L, 4-7
Apr. 23, 1999	at Alabama [1]	8	W, 8-7	Feb. 16, 2008	Fordham	8	W, 6-5	Mar. 29, 2019	at No. 4 Alabama	8	L, 2-3
Apr. 30, 1999	Florida [1]	9	L, 4-7	Mar. 1, 2008	vs. UC Santa Barbara	8	L, 2-5	Mar. 31, 2019	at No. 4 Alabama	10	W, 12-9
May 16, 1999	vs. No. 7 LSU	9	L, 0-2	Mar. 11, 2008	at Auburn [2]	9	L, 4-5	Apr. 20, 2019	No. 17 Ole Miss	8	L, 1-3
Feb. 12, 2000	vs. Utah	9	L, 6-8	Mar. 17, 2009	Arkansas	8	L, 3-8	Feb. 8, 2020	vs. Louisville	8	W, 3-2
Mar. 3, 2000	vs. No. 9 Stanford	9	W, 2-1	Apr. 15, 2009	at No. 6 Georgia [2]	10	W, 3-1	Feb. 21, 2021	Southern Illinois	8	L, 5-6
Mar. 12, 2000	vs. No. 18 South Carolina	8	L, 1-2	Apr. 22, 2009	Auburn [1]	10	W, 2-1	Mar. 6, 2021	Alcorn State	8	W, 6-5
Mar. 24, 2000	at No. 17 South Carolina [1]	9	L, 1-2	Feb. 21, 2010	vs. Oregon State	8	W, 6-5	Mar. 31, 2021	at Southern Miss	9	W, 2-1
Apr. 1, 2000	at Arkansas [1]	8	W, 4-3	Feb. 26, 2010	vs. UMass	9	L, 6-7	Apr. 3, 2021	at North Alabama (1)	9	W, 9-7
Apr. 7, 2000	No. 8 LSU [2]	10	L, 4-8	Mar. 12, 2010	vs. Colorado State	8	L, 5-6	Apr. 14, 2021	Southern Miss	8	W, 3-2
Apr. 21, 2000	No. 10 Alabama [2]	9	L, 6-7	Feb. 11, 2011	at UNLV	9	L, 9-10				
Feb. 10, 2001	vs. No. 16 Oregon State	8	L, 0-1	Mar. 11, 2011	vs. Florida State	10	W, 9-8				





## RUN-RULE GAMES (199-78)

DATE	OPPONENT	INN.	RESULT
Feb. 22, 1997	vs. Alcorn State	5	W, 19-0
Mar. 1, 1997	vs. Alabama State	5	W, 30-0
Mar. 1, 1997	vs. Tennessee State	5	W, 9-0
Mar. 2, 1997	vs. Tennessee State	6	W, 12-1
Mar. 2, 1997	vs. Alabama State	5	W, 18-0
Apr. 4, 1997	at LSU [2]	6	L, 1-9
Apr. 13, 1997	at Tennessee [2]	5	L, 0-11
Feb. 21, 1998	Chattanooga	6	W, 8-0
Mar. 24, 1998	Georgia Southern [2]	5	W, 9-1
Apr. 14, 1998	at Louisiana-Monroe [1]	6	W, 11-0
Apr. 25, 1998	Ole Miss [1]	5	W, 11-0
Feb. 13, 1999	vs. UNLV	5	W, 9-1
Mar. 20, 1999	at Ole Miss [1]	5	W, 8-0
Mar. 20, 1999	at Ole Miss [2]	6	L, 0-8
Apr. 15, 1999	Louisiana-Monroe [1]	5	W, 9-1
Apr. 18, 1999	at Tennessee [1]	6	L, 1-9
May 7, 1999	Auburn [2]	5	W, 8-0
May 8, 1999	Auburn [1]	5	W, 8-0
Feb. 19, 2000	Belmont	6	W, 8-0
Feb. 20, 2000	Austin Peay	5	W, 10-1
Mar. 3, 2000	vs. No. 5 Oklahoma	6	L, 4-12
Apr. 7, 2000	No. 8 LSU [1]	5	L, 0-8
Apr. 22, 2000	No. 10 Alabama [1]	6	L, 0-9
Apr. 28, 2000	at Florida [1]	5	L, 3-11
May 1, 2000	at Auburn [2]	6	W, 10-2
May 19, 2000	vs. Utah	6	W, 11-3
Feb. 6, 2001	Belmont [1]	5	W, 9-0
Feb. 9, 2001	at Texas A&M-CC	5	W, 8-0
Feb. 17, 2001	Winthrop	5	W, 14-2
Mar. 28, 2001	at Ole Miss	5	W, 12-0
Apr. 22, 2001	at No. 7 Alabama	6	L, 0-8
Feb. 8, 2002	vs. Texas Tech	5	W, 12-4
Feb. 13, 2002	Belmont	5	W, 11-0
Feb. 15, 2002	Colorado State	6	W, 10-2
Feb. 27, 2002	Oakland [2]	5	W, 10-1
Mar. 8, 2002	vs. Nicholls State	5	W, 8-0
Apr. 24, 2002	Jacksonville State	5	W, 10-1
Feb. 14, 2003	Mississippi Valley St.	5	W, 14-0
Feb. 16, 2003	Jacksonville State	6	L, 1-9
Feb. 16, 2003	Samford	5	W, 15-4
Mar. 8, 2003	at No. 15 South Carolina [2]	6	L, 3-11
Mar. 11, 2003	vs. Monmouth	6	W, 9-1
Mar. 16, 2003	No. 10 Georgia	5	L, 0-9
Mar. 19, 2003	Birmingham Southern [1]	5	W, 8-0
Mar. 22, 2003	at Tennessee [1]	5	L, 0-8
Mar. 23, 2003	at Tennessee	5	L, 2-16
Apr. 9, 2003	at Ole Miss	5	W, 14-0
Apr. 14, 2003	at Georgia Tech [1]	5	L, 1-9
May 16, 2003	vs. No. 8 Washington	6	L, 0-8
May 16, 2003	at No. 11 Nebraska	6	L, 0-8
Feb. 7, 2004	Jackson State	5	W, 25-2
Feb. 8, 2004	Jackson State	5	W, 18-3
Feb. 20, 2004	Alabama A&M	5	W, 13-0
Feb. 21, 2004	Mississippi Valley St.	5	W, 12-0
Feb. 21, 2004	Austin Peay	5	W, 8-0
Feb. 22, 2004	Alabama A&M	5	W, 13-0
Mar. 6, 2004	No. 15 South Carolina [2]	5	W, 8-0
Mar. 13, 2004	at No. 7 Georgia [2]	6	L, 0-9
Mar. 16, 2004	at Chattanooga [1]	5	W, 9-0
Apr. 9, 2004	No. 10 Alabama [1]	6	L, 0-10
Apr. 17, 2004	at Arkansas	6	W, 8-0
Apr. 20, 2004	Ole Miss [1]	5	W, 8-0
Apr. 27, 2004	at UAB	6	W, 11-3
May 8, 2004	No. 25 Georgia Tech [1]	6	W, 10-2
May 14, 2004	vs. No. 10 Georgia	5	L, 2-11
Feb. 4, 2005	Louisiana Tech	5	W, 9-0
Feb. 5, 2005	Mississippi Valley St.	5	W, 15-0
Feb. 6, 2005	Mississippi Valley St.	6	W, 8-0

DATE	OPPONENT	INN.	RESULT
Mar. 2, 2005	Southern Miss	6	W, 9-0
Mar. 6, 2005	vs. Ohio State	5	L, 0-11
Mar. 17, 2005	at Middle Tennessee	5	W, 8-0
Apr. 2, 2005	No. 22 Auburn	5	L, 2-10
Apr. 9, 2005	at No. 9 Alabama [1]	5	L, 0-8
Apr. 10, 2005	at No. 9 Alabama	5	L, 1-9
Apr. 12, 2005	UAB	5	W, 11-1
Apr. 23, 2005	at No. 16 Florida [2]	5	L, 4-12
Feb. 10, 2006	vs. Jacksonville	5	W, 8-0
Feb. 11, 2006	vs. Jacksonville	5	W, 8-0
Feb. 17, 2006	East Tennessee St.	6	W, 9-1
Feb. 26, 2006	Alcorn State	5	W, 9-0
Mar. 1, 2006	Samford	6	W, 9-1
Mar. 28, 2006	Middle Tennessee St.	5	W, 13-1
Mar. 30, 2006	at Southern Miss	5	W, 8-0
Apr. 8, 2006	No. 10 Georgia [2]	6	L, 0-8
Apr. 23, 2006	No. 4 Tennessee	5	L, 0-10
Feb. 16, 2007	vs. No. 11 California	6	W, 9-0
Feb. 21, 2007	Mississippi Valley St.	5	W, 10-2
Feb. 23, 2007	vs. Seton Hall	5	W, 23-0
Feb. 24, 2007	vs. Tennessee Tech	6	W, 10-1
Mar. 3, 2007	at Chattanooga	5	L, 3-11
Mar. 10, 2007	at No. 4 Alabama [1]	5	L, 2-10
Mar. 11, 2007	at No. 4 Alabama	6	L, 0-8
Apr. 7, 2007	Ole Miss	6	W, 8-0
May 5, 2007	Arkansas	5	W, 8-0
Feb. 9, 2008	UC Riverside	5	W, 8-0
Feb. 9, 2008	San Diego State	6	W, 8-0
Feb. 13, 2008	Mississippi Valley St.	5	W, 10-0
Feb. 23, 2008	vs. Austin Peay	6	W, 12-4
Mar. 7, 2008	Charleston Southern	5	W, 19-2
Mar. 12, 2008	at Auburn	5	L, 0-8
Mar. 18, 2008	at Southern Miss	5	W, 9-0
Mar. 29, 2008	Mississippi Valley St.	5	W, 10-1
Mar. 29, 2008	Georgetown	5	W, 8-0
Mar. 30, 2008	Mississippi Valley St.	5	W, 12-0
Apr. 3, 2008	Kentucky [2]	5	W, 8-0
Apr. 13, 2008	at South Carolina	6	W, 9-1
Apr. 19, 2008	No. 21 Georgia [1]	5	W, 10-0
May 3, 2008	at Arkansas	5	W, 9-1
Feb. 7, 2009	Iona	5	W, 10-0
Mar. 28, 2009	at No. 9 Tennessee [2]	5	L, 0-8
Apr. 4, 2009	at No. 1 Florida [1]	5	L, 2-11
Apr. 9, 2009	Jackson State [1]	5	W, 9-0
Apr. 15, 2009	at No. 6 Georgia [1]	5	L, 0-10
Apr. 19, 2009	South Carolina	6	W, 10-2
May 2, 2009	Ole Miss [2]	5	W, 8-0
May 8, 2009	Mississippi Valley St. [1]	5	W, 10-2
Feb. 13, 2010	Stephen F. Austin	5	W, 8-0
Feb. 19, 2010	at Texas A&M	5	L, 0-9
Feb. 20, 2010	at Texas A&M	5	L, 4-13
Mar. 5, 2010	Troy	5	W, 8-0
Mar. 6, 2010	Mississippi Valley St.	5	W, 11-1
Mar. 13, 2010	vs. East Tennessee St.	5	W, 9-0
Mar. 14, 2010	at Fresno State	5	L, 3-11
Apr. 7, 2010	vs. Mississippi Valley St.	5	W, 9-1
May 1, 2010	No. 6 Florida [1]	5	L, 0-8
May 1, 2010	No. 6 Florida [2]	5	L, 1-9
May 8, 2010	No. 4 Alabama [1]	6	L, 1-10
Feb. 12, 2011	vs. No. 10 Washington	5	L, 5-18
Mar. 1, 2011	at UAB	6	L, 0-8
Mar. 6, 2011	Mississippi Valley St.	5	W, 8-0
Mar. 12, 2011	vs. North Carolina	5	L, 4-12
Mar. 16, 2011	No. 2 Florida [1]	5	L, 0-8
Mar. 16, 2011	No. 2 Florida [2]	5	L, 1-18
Mar. 26, 2011	No. 24 Kentucky	5	L, 0-8
Mar. 29, 2011	Alcorn State [1]	5	W, 11-2
Mar. 29, 2011	Alcorn State [2]	5	W, 10-1

DATE	OPPONENT	INN.	RESULT
Apr. 6, 2011	vs. Southern Miss	5	L, 4-14
Apr. 16, 2011	at No. 5 Alabama	6	L, 3-13
Apr. 19, 2011	Mississippi Valley St.	6	W, 9-1
Apr. 22, 2011	at No. 6 Tennessee	6	L, 0-8
May 8, 2011	at No. 7 Georgia	5	L, 2-10
Feb. 29, 2012	at Jackson State	5	W, 11-2
Mar. 2, 2012	Columbia	5	W, 11-1
Mar. 2, 2012	Louisiana Tech	5	W, 8-0
Mar. 3, 2012	Columbia	6	W, 12-4
Mar. 3, 2012	Eastern Illinois	5	W, 8-0
Mar. 13, 2012	at South Carolina	5	W, 9-0
Mar. 23, 2012	No. 12 Tennessee	5	L, 0-8
Mar. 25, 2012	No. 12 Tennessee	5	L, 0-8
Apr. 7, 2012	at Arkansas	5	L, 2-13
Apr. 10, 2012	Jackson State	5	W, 12-3
Apr. 24, 2012	Memphis	6	W, 9-1
Feb. 9, 2013	Tennessee State	6	W, 8-0
Feb. 9, 2013	Georgia State	5	W, 9-1
Feb. 13, 2013	at No. 15 Louisiana	6	L, 1-9
Mar. 1, 2013	vs. Hofstra	6	W, 9-1
Mar. 2, 2013	Fordham	5	W, 8-0
Mar. 14, 2013	at College of Charleston [1]	5	W, 8-0
Mar. 14, 2013	at College of Charleston [2]	5	W, 12-1
Mar. 15, 2013	at Charleston Southern	5	W, 12-4
Apr. 5, 2013	at No. 3 Florida	6	L, 1-9
Apr. 14, 2013	Ole Miss	6	W, 8-0
Apr. 16, 2013	at Samford	5	W, 13-1
Apr. 20, 2013	at No. 4 Alabama	5	L, 3-11
Feb. 7, 2014	Mississippi Valley St.	5	W, 8-0
Feb. 7, 2014	Northern Kentucky	5	W, 12-1
Feb. 8, 2014	Jacksonville State	6	W, 9-1
Feb. 9, 2014	Jacksonville State	5	W, 8-0
Feb. 23, 2014	Iowa	5	W, 9-1
Mar. 15, 2014	at No. 15 Georgia [1]	5	L, 2-11
Mar. 15, 2014	at No. 15 Georgia [2]	5	L, 1-9
Mar. 21, 2014	at No. 21 Auburn	6	L, 3-11
Mar. 26, 2014	Samford	6	W, 9-1
Mar. 30, 2014	Marshall	5	W, 9-1
Apr. 1, 2014	at Mississippi Valley St.	5	W, 13-0
Apr. 26, 2014	Arkansas	5	W, 18-7
Apr. 27, 2014	Arkansas	6	W, 8-0
May 3, 2014	at No. 25 LSU	6	L, 0-8
Feb. 5, 2015	Mississippi Valley St.	6	W, 8-0
Feb. 6, 2015	Middle Tennessee	5	W, 9-1
Feb. 7, 2015	Austin Peay	5	W, 8-0
Feb. 21, 2015	Penn State [2]	6	W, 10-5
Feb. 22, 2015	Penn State	5	W, 10-2
Mar. 7, 2015	No. 8 Georgia	5	L, 1-9
Mar. 17, 2015	at Southeastern La.	5	W, 16-1
Mar. 25, 2015	at Southern Miss	6	W, 10-0
Apr. 6, 2015	at Arkansas	6	W, 16-4
Apr. 12, 2015	at No. 21 Missouri	5	L, 2-10
Apr. 19, 2015	No. 12 Tennessee	6	L, 8-16
Apr. 22, 2015	Memphis	5	W, 11-3
May 3, 2015	at South Carolina	6	L, 1-9
May 6, 2015	vs. No. 13 Missouri	6	L, 0-9
Feb. 12, 2016	Houston	6	W, 9-1
Feb. 22, 2016	at Southeastern La.	5	W, 8-0
Mar. 22, 2016	Southeastern La.	6	W, 10-2
Apr. 9, 2016	at No. 4 Alabama	6	L, 0-8
Apr. 17, 2016	No. 11 LSU	5	L, 1-12
Apr. 22, 2016	at No. 1 Florida	5	L, 1-12
May 9, 2016	Alcorn State	5	W, 8-0
Feb. 28, 2017	at Southeastern La.	5	W, 9-1
Mar. 2, 2017	Alabama State	5	W, 10-0
Mar. 5, 2017	Central Arkansas	5	W, 8-0
Mar. 17, 2017	No. 11 Alabama	5	L, 3-11
Mar. 25, 2017	vs. UAB	6	W, 8-0



## RUN-RULE GAMES CONTINUED (169-78)

DATE	OPPONENT	INN.	RESULT
Mar. 29, 2017	Mississippi Valley St.	6	W, 8-0
Apr. 5, 2017	Jackson State	6	W, 14-0
May 18, 2017	vs. No. 21 BYU	6	L, 0-8
Feb. 9, 2018	Mississippi Valley St.	5	W, 10-0
Feb. 9, 2018	Omaha	5	W, 8-0
Feb. 11, 2018	Mississippi Valley St.	6	W, 8-0
Feb. 22, 2018	vs. Nebraska	5	W, 9-0
Mar. 3, 2018	Sam Houston State	5	W, 9-0
Mar. 9, 2018	Illinois	5	W, 12-1
Mar. 10, 2018	UMass Lowell	6	W, 9-1
Mar. 11, 2018	UMass Lowell	5	W, 11-0
Mar. 13, 2018	at Samford	5	W, 11-1
Apr. 10, 2018	Alcorn State	5	W, 11-0
May 19, 2018	vs. North Dakota State	5	W, 12-0
Feb. 9, 2019	Valparaiso [2]	5	W, 10-0
Feb. 16, 2019	vs. UCF	5	W, 11-3
Feb. 24, 2019	Georgia Tech	5	W, 9-0
Mar. 5, 2019	UT Martin	6	W, 9-1
Mar. 8, 2019	Mississippi Valley St.	5	W, 15-0
Mar. 15, 2019	at No. 15 Kentucky	5	L, 0-8
Mar. 24, 2019	No. 17 Auburn	5	L, 0-9
Apr. 3, 2019	vs. Jacksonville State	6	W, 11-3
Apr. 10, 2019	Memphis	5	W, 15-3
Apr. 13, 2019	at No. 9 Tennessee	5	L, 2-10
Apr. 19, 2019	No. 17 Ole Miss	5	L, 0-21
Apr. 28, 2019	Missouri	5	W, 10-2
Feb. 8, 2020	vs. NC State	5	W, 9-0
Feb. 12, 2020	Alabama State	5	W, 16-2
Feb. 15, 2020	North Alabama	6	W, 9-1
Feb. 28, 2020	UAB	5	W, 16-6
Mar. 1, 2020	Alcorn State	5	W, 9-1
Mar. 7, 2020	Mississippi Valley St.	5	W, 20-3
Feb. 22, 2021	Mississippi Valley St.	5	W, 10-1
Feb. 24, 2021	Mississippi Valley St.	6	W, 10-2
Mar. 5, 2021	Alcorn State	5	W, 16-0
Mar. 6, 2021	Western Kentucky	5	W, 10-5
Mar. 15, 2021	at Ole Miss	5	L, 0-8
Mar. 21, 2021	No. 5 Florida	5	L, 0-8
Apr. 3, 2021	at North Alabama (2)	5	W, 9-1
Apr. 10, 2021	vs. No. 1 Oklahoma	5	L, 0-9
Apr. 20, 2021	Jackson State (1)	5	W, 8-0
May 22, 2021	vs. Campbell	5	W, 12-0
May 23, 2021	at No. 7 Oklahoma State	5	L, 2-10



**MSU IN THE SEC TOURNAMENT**
**ALL-TIME RESULTS (14-27, 19 APPEARANCES)**
**1998 (COLUMBUS, GA.)**

May 8	South Carolina	L, 0-2
May 8	Georgia	W, 3-2
May 9	South Carolina	W, 3-0
May 9	Florida	W, 1-0
May 10	Florida	W, 1-0
May 10	Alabama	L, 4-5 (9)

**1999 (COLUMBUS, GA.)**

May 13	Alabama	W, 6-3
May 14	No. 24 Tennessee	L, 2-4
May 15	No. 14 South Carolina	W, 2-1
May 16	No. 7 LSU	L, 0-2 (9)

**2000 (COLUMBUS, GA.)**

May 11	Arkansas	L, 1-2
May 12	Auburn	W, 9-3
May 13	No. 11 Alabama	L, 3-4

**2001 (CHATTANOOGA, TENN.)**

May 10	Florida	W, 1-0
May 11	No. 3 LSU	L, 1-2
May 12	Arkansas	L, 2-7

**2002 (CHATTANOOGA, TENN.)**

May 9	South Carolina	L, 5-11
May 10	Arkansas	W, 5-1
May 11	No. 25 Georgia	L, 1-7

**2003 (PLANT CITY, FLA.)**

May 8	No. 7 Georgia	L, 0-3
May 9	No. 19 South Carolina	L, 1-2

**2004 (TUSCALOOSA, ALA.)**

May 13	No. 10 Tennessee	W, 8-2
May 14	No. 6 Georgia	L, 2-11 (5)
May 15	No. 12 Auburn	L, 3-4

**2005 (GAINESVILLE, FLA.)**

May 12	No. 9 Alabama	L, 0-5
May 13	South Carolina	W, 4-1
May 14	No. 11 Tennessee	L, 0-3

**2007 (AUBURN, ALA.)**

May 10	No. 25 Florida	L, 0-3
--------	----------------	--------

**2008 (BATON ROUGE, LA.)**

May 8	Alabama	L, 0-1
-------	---------	--------

**2011 (OXFORD, MISS.)**

May 12	No. 4 Alabama	L, 1-5
--------	---------------	--------

**2012 (TUSCALOOSA, ALA.)**

May 10	No. 3 Alabama	L, 2-5
--------	---------------	--------

**2014 (COLUMBIA, S.C.)**

May 7	No. 16 Kentucky	L, 3-4 (9)
-------	-----------------	------------

**2015 (BATON ROUGE, LA.)**

May 10	No. 10 Missouri	L, 0-9 (6)
--------	-----------------	------------

**2016 (STARKVILLE, MISS.)**

May 11	No. 4 Alabama	L, 5-7
--------	---------------	--------

**2017 (KNOXVILLE, TENN.)**

May 10	No. 19 Ole Miss	L, 1-2
--------	-----------------	--------

**2018 (COLUMBIA, MO.)**

May 9	No. 13 Texas A&M	W, 2-0
May 10	No. 12 South Carolina	L, 1-3

**2019 (COLLEGE STATION, TEXAS)**

May 8	Texas A&M	W, 3-2
May 9	No. 17 Ole Miss	L, 4-9

**2021 (TUSCALOOSA, ALA.)**

May 12	Ole Miss	W, 3-1
May 13	No. 4 Florida	L, 2-6

**RECORD BREAKDOWN**

OVERALL	RECORD
Appearances	19
Overall Record	14-27
In Opening Game	6-13
In Extra Innings	0-3
In One-Run Games	6-9
vs. Ranked Teams	3-20

BY LOCATION	RECORD
In Auburn, Ala.	0-1
In Baton Rouge, La.	0-2
In Chattanooga, Tenn.	2-4
In College Station, Texas	1-1
In Columbia, S.C.	0-1
In Columbia, Mo.	1-1
In Columbus, Ga.	7-6
In Gainesville, Fla.	1-2
In Knoxville, Tenn.	0-1
In Oxford, Miss.	0-1
In Plant City, Fla.	0-2
In Starkville, Miss.	0-1
In Tuscaloosa, Ala.	2-4

BY DATE	RECORD
On May 7	0-1
On May 8	2-3
On May 9	3-3
On May 10	3-6
On May 11	0-4
On May 12	2-3
On May 13	3-2
On May 14	0-3
On May 15	1-1
On May 16	0-1

BY OPPONENT	RECORD
vs. Alabama	1-7
vs. Arkansas	1-2
vs. Auburn	1-1
vs. Florida	3-2
vs. Georgia	1-3
vs. Kentucky	0-1
vs. LSU	0-2
vs. Missouri	0-1
vs. Ole Miss	1-2
vs. South Carolina	3-4
vs. Tennessee	1-2
vs. Texas A&M	2-0

## MSU IN THE SEC TOURNAMENT

## BATTING SUPERLATIVES

## INDIVIDUAL

Most At-Bats, Game	5, 7x, last Jessica Offutt, Caroline Seitz and Logan Foulks vs. Kentucky (May 7, 2014)
Most At-Bats, Series	22, Karrie Rider (1998)
Most At-Bats, Career	43, Karrie Rider (1998-2000)
Most Runs, Game	3, twice, last by Iyhia McMichael vs. Tennessee (May 13, 2004)
Most Runs, Series	4, twice, last by Emily Heimberger (2019)
Most Runs, Career	9, Kelli Wilkerson (1999-2002)
Most Hits, Game	3, 5x, last by Carter Spexarth vs. Ole Miss (May 12, 2021)
Most Hits, Series	7, Michelle Gates and Jenny Hehnke (1998)
Most Hits, Career	16, Jenny Hehnke (1998-2000)
Most Walks, Game	3, Kate Jaspers vs. South Carolina (May 9, 2002)
Most Walks, Series	4, Jennifer Waterman (2004)
Most Walks, Career	9, Kelli Wilkerson (1999-2002)
Most Doubles, Game	1, multiple times, last by <b>Jackie McKenna</b> vs. Florida (May 13, 2021)
Most Doubles, Series	2, 3x, last by Jenny Hehnke and Keri McCallum (1999)
Most Doubles, Career	3, Michelle Gates (1997-2000)
Most Triples, Game	1, 5x, last by Katie Anne Bailey vs. Kentucky (May 7, 2014)
Most Triples, Series	1, 5x, last by Katie Anne Bailey vs. Kentucky (May 7, 2014)
Most Triples, Career	1, 5x, last by Katie Anne Bailey vs. Kentucky (May 7, 2014)
Most Home Runs, Game	1, 7x, last by Carter Spexarth vs. Ole Miss (May 12, 2021)
Most Home Runs, Series	1, 7x, last by Carter Spexarth (2021)
Most Home Runs, Career	1, 8x, last by Carter Spexarth (2018-2021)
Most RBIs, Game	4, Kasey Whitehead vs. Auburn (May 12, 2000)
Most RBIs, Series	4, twice, last by Kasey Whitehead (2000)
Most RBIs, Career	5, Michelle Gates (1998-2000)
Most Stolen Bases, Game	2, 3x, last by Iyhia McMichael vs. Tennessee (May 13, 2004)
Most Stolen Bases, Series	3, Michelle Gates (1998)
Most Stolen Bases, Career	4, Michelle Gates (1998-2000)
Most Hit By Pitches, Game	3, twice, Julia Echols and Heidi Shape vs. Kentucky (May 7, 2014)
Most Hit By Pitches, Series	3, twice, Julia Echols and Heidi Shape vs. Kentucky (May 7, 2014)
Most Hit By Pitches, Career	3, twice, Julia Echols and Heidi Shape (2014)
Most Total Bases, Game	6, Carter Spexarth vs. Ole Miss (May 12, 2021)
Most Total Bases, Series	11, Jenny Hehnke (1998)
Most Total Bases, Career	20, Jenny Hehnke (1998-2000)

## TEAM

Most At-Bats, Game	38 vs. Alabama (May 10, 1998)
Most At-Bats, Series	159, 1998
Most Runs, Game	9 vs. Auburn (May 12, 2000)
Most Runs, Series	13, twice, last in 2004
Most Hits, Game	12 vs. Ole Miss (May 9, 2019)
Most Hits, Series	39, 1998
Most Walks, Game	5 vs. Alabama (May 12, 2011)
Most Walks, Series	8, twice, last in 2001
Most Doubles, Game	3 vs. Tennessee (May 13, 2004)
Most Doubles, Series	6, 1999
Most Triples, Game	1, 5x, last vs. Kentucky (May 7, 2014)
Most Triples, Series	1, five times, last in 2014
Most Home Runs, Game	2 vs. Alabama (May 13, 2000)
Most Home Runs, Series	3, 2000
Most RBIs, Game	8 vs. Tennessee (May 13, 2004)
Most RBIs, Series	12, 2004
Most Stolen Bases, Game	4 vs. Auburn (May 12, 2000)
Most Stolen Bases, Series	5, 1998
Most Hit By Pitches, Game	8, vs. Kentucky (May 7, 2014)
Most Hit By Pitches, Series	8, 2014
Most Total Bases, Game	18 vs. Auburn (May 12, 2000)
Most Total Bases, Series	53, 1998

## PITCHING SUPERLATIVES

## INDIVIDUAL

Most Appearances, Series	6, Autumn Anderson (1998)
Most Appearances, Career	10, Autumn Anderson (1998-99)
Most Games Started, Series	6, Autumn Anderson (1998)
Most Games Started, Career	10, Autumn Anderson (1998-99)
Most Innings Pitched, Game	9.0, Autumn Anderson vs. LSU (May 15, 1999)
Most Innings Pitched, Series	42.2, Autumn Anderson (1998)
Most Innings Pitched, Career	71.1, Autumn Anderson (1998-99)
Most Strikeouts, Game	11, Autumn Anderson vs. South Carolina (May 15, 1999)
Most Strikeouts, Series	27, Autumn Anderson (1998)
Most Strikeouts, Career	49, Autumn Anderson (1998-99)
Most Wins, Series	4, Autumn Anderson (1998)
Most Wins, Career	6, Autumn Anderson (1998-99)
Most Saves, Series	1, 5x, last by Alyssa Loza (2021)
Most Saves, Career	1, 5x, last by Alyssa Loza (2019-21)
Most Shutouts, Series	2.5, Autumn Anderson (1998)
Most Shutouts, Career	2.5, Autumn Anderson (1998-99)
Fewest Hits Allowed, Game (at least 7.0 IP)	3, twice, last by Holly Ward vs. Texas A&M (May 9, 2018)
Fewest Hits Allowed, Series (at least 7.0 IP)	4, Melissa Massey (2003)
Lowest ERA, Series (at least 7.0 IP)	0.81, Ragan Blake (2005)
Fewest Walks Allowed, Series (at least 7.0 IP)	1, 3x, last by Stephanie Becker (2011)
Complete Games, Series	5, Autumn Anderson (1998)
Complete Games, Career	7, Autumn Anderson (1998-99)

## TEAM

Most Innings Pitched, Game	9.0 vs. LSU (May 15, 1999)
Most Innings Pitched, Series	43.2, 1998
Fewest Hits Allowed, Game	1 vs. Florida (May 10, 2001)
Fewest Hits Allowed, Series	2, 2008
Fewest Runs Allowed, Game	0, 5x, last vs. Texas A&M (May 9, 2018)
Most Strikeouts, Game	11 vs. South Carolina (May 15, 1999)
Most Strikeouts, Series	27, 1998
Fewest Walks Allowed, Game	0, twice, last vs. South Carolina (May 13, 2005)
Most Complete Games, Series	5, 1998
Most Shutouts, Series	3, 1998
Most Wins, Series	4, 1998
Longest Winning Streak	4 Games, 1998





## MSU IN NCAA REGIONALS

## ALL-TIME RESULTS (14-28, 14 APPEARANCES)

## 2000 (SEATTLE, WASH.)

May 18	Chattanooga	W, 6-1
May 19	Utah	W, 11-3 (6)
May 20	No. 1 Washington	L, 1-4
May 20	Utah	L, 1-4

## 2002 (LAFAYETTE, LA.)

May 16	No. 4 Arizona State	L, 1-4
May 16	Northwestern State	W, 9-6
May 18	No. 19 Louisiana	L, 3-10

## 2003 (LINCOLN, NEB.)

May 15	Florida International	W, 4-2
May 16	No. 8 Washington	L, 0-8 (6)
May 16	No. 11 Nebraska	L, 0-8 (6)

## 2004 (LINCOLN, NEB.)

May 20	Iowa	W, 2-1 (8)
May 21	No. 2 California	L, 1-2
May 21	Florida Atlantic	L, 0-1

## 2005 (AUSTIN, TEXAS)

May 20	Texas A&M Corpus Christi	W, 1-0
May 21	No. 5 Texas	L, 0-2
May 22	Texas A&M Corpus Christi	W, 2-1
May 22	No. 5 Texas	L, 0-2

## 2007 (TUCSON, ARIZ.)

May 18	Pacific	W, 7-1
May 19	No. 4 Arizona	L, 0-8
May 19	Pacific	L, 10-12

## 2008 (TEMPE, ARIZ.)

May 16	Hawaii	L, 7-9
May 17	Stony Brook	W, 8-3
May 17	Hawaii	L, 4-7

## 2009 (TEMPE, ARIZ.)

May 15	No. 14 California	L, 3-8
May 16	No. 16 Florida State	L, 0-5

## 2012 (EUGENE, ORE.)

May 17	BYU	L, 3-4 (9)
May 18	Portland State	L, 0-2

## 2013 (MOBILE, ALA.)

May 17	No. 19 Florida State	L, 2-5
May 18	Mississippi Valley State	W, 2-1
May 18	No. 15 South Alabama	L, 0-3

## 2014 (LAFAYETTE, LA.)

May 16	Texas	L, 0-1
May 17	Texas Southern	W, 5-3
May 17	Texas	L, 3-4

## 2015 (LAFAYETTE, LA.)

May 15	Baylor	L, 4-8
May 16*	Weber State	W, 2-0
May 17	Baylor	L, 0-2

\*Game was postponed on 5/16 and not completed until 5/17 due to weather

## 2017 (SALT LAKE CITY, UTAH)

May 18	No. 21 BYU	L, 0-8 (6)
May 19	Fordham	L, 3-9

## 2018 (TUCSON, ARIZ.)

May 18	North Dakota State	L, 4-5
May 19	Saint Francis (PA)	W, 11-5
May 19	North Dakota State	W, 12-0 (5)
May 20	No. 10 Arizona	L, 3-4

## 2019 (SEATTLE, WASH.)

May 17	Seattle	W, 5-3
May 18	No. 3 Washington	L, 1-6
May 18	Seattle	W, 7-3
May 19	No. 3 Washington	L, 0-8

## 2021 (STILLWATER, OKLA.)

May 21	Boston University	W, 3-1
May 22	No. 7 Oklahoma State	L, 3-9
May 22	Campbell	W, 12-0 (5)
May 23	No. 7 Oklahoma State	L, 2-10 (5)

## RECORD BREAKDOWN

OVERALL	RECORD	BY DATE	RECORD
Appearances	16	On May 15	1-2
Overall Record	18-32	On May 16	2-6
In Opening Game	7-9	On May 17	3-5
In Extra Innings	1-1	On May 18	4-6
In One-Run Games	4-7	On May 19	3-4
vs. Ranked Teams	0-23	On May 20	2-3
		On May 21	1-3
		On May 22	2-2
		On May 23	0-1
BY LOCATION	RECORD	BY OPPONENT	RECORD
In Austin, Texas	2-2	vs. Arizona	0-2
In Eugene, Ore.	0-2	vs. Arizona State	0-1
In Lafayette, La.	3-6	vs. Baylor	0-2
In Lincoln, Neb.	2-4	vs. Boston University	1-0
In Mobile, Ala.	1-2	vs. BYU	0-2
In Salt Lake City, Utah	0-2	vs. California	0-2
In Seattle, Wash.	4-4	vs. Campbell	1-0
In Stillwater, Okla.	2-2	vs. Chattanooga	1-0
In Tallahassee, Fla.	0-2	vs. Florida Atlantic	0-1
In Tempe, Ariz.	1-2	vs. Florida International	1-0
In Tucson, Ariz.	3-4	vs. Florida State	0-2
		vs. Fordham	0-1
		vs. Hawaii	0-2
		vs. Iowa	1-0
		vs. Louisiana	0-1
		vs. Mississippi Valley State	1-0
		vs. Nebraska	0-1
		vs. North Dakota State	1-1
		vs. Northwestern State	1-0
		vs. Oklahoma State	0-2
		vs. Pacific	1-1
		vs. Portland State	0-1
		vs. Saint Francis (PA)	1-0
		vs. Seattle	2-0
		vs. South Alabama	0-1
		vs. Stony Brook	1-0
		vs. Texas	0-4
		vs. Texas A&M-CC	2-0
		vs. Texas Southern	1-0
		vs. Utah	1-1
		vs. Washington	0-4
		vs. Weber State	1-0
BY CONFERENCE	RECORD		
vs. ACC	0-2		
vs. A-Sun	0-1		
vs. Atlantic 10	0-1		
vs. America East	1-0		
vs. Big Sky	1-0		
vs. Big South	3-0		
vs. Big Ten	1-0		
vs. Big West	1-1		
vs. Big 12	0-9		
vs. Mountain West	1-1		
vs. Northeast Conference	1-0		
vs. Pac-12	0-9		
vs. Pacific Coast Softball Conference	0-2		
vs. Patriot League	1-0		
vs. Southern	1-0		
vs. Southland	1-0		
vs. SWAC	2-0		
vs. Summit League	1-1		
vs. Sun Belt	1-2		
vs. West Coast Conference	0-1		
vs. Western Athletic Conference	2-2		

## MSU IN NCAA REGIONALS

## BATTING SUPERLATIVES

## INDIVIDUAL

Most At-Bats, Game	5, 3x, last by Kat Moore and Sarai Niu vs. Saint Francis (PA) (May, 19, 2018)
Most At-Bats, Series	16, Kat Moore (2018)
Most At-Bats, Career	34, <b>Mia Davidson (2018-21)</b> and Emily Heimberger (2016-19)
Most Runs, Game	3, twice, last by Chloe Malau'ulu vs. Campbell (May 22, 2021)
Most Runs, Series	5, Hayle Guess (2008)
Most Runs, Career	9, Kat Moore (2016-19)
Most Hits, Game	4, Carmen Carter vs. Saint Francis (PA) (May 19, 2018)
Most Hits, Series	7, 3x, last by Carmen Carter (2018) and Kat Moore (2018)
Most Hits, Career	13, Kat Moore (2016-19) and Chelsea Bramlett (2007-10)
Most Walks, Game	3, 3x, last by Mackenzie Toler vs. Baylor (May 15, 2015)
Most Walks, Series	6, Jessie Bailey (2007) and Kellie Wilkerson (2000)
Most Walks, Career	7, <b>Mia Davidson (2018-21)</b> and Kellie Wilkerson (1999-02)
Most Doubles, Game	2, twice, last Reggie Harrison vs. Fordham (May 19, 2017)
Most Doubles, Series	3, Krystal Tillman (2002)
Most Doubles, Career	3, Krystal Tillman (2001-03)
Most Triples, Game	1, 7x, last by Bevia Robinson and Emily Heimberger vs. Saint Francis (PA) (May 19, 2018)
Most Triples, Series	1, 7x, last by Bevia Robinson (2018) and Emily Heimberger (2018)
Most Triples, Career	2, Emily Heimberger (2016-19)
Most Home Runs, Game	1, 24x, last by four players vs. Campbell (May 22, 2021)
Most Home Runs, Series	2, 4x, last by Kat Moore (2019)
Most Home Runs, Career	3, <b>Mia Davidson (2018-21)</b>
Most RBIs, Game	7, Hayle Guess vs. Pacific (May 18, 2007)
Most RBIs, Series	8, Hayle Guess (2007)
Most RBIs, Career	12, Hayle Guess (2004-08)
Most Stolen Bases, Game	3, Loryn Nichols vs. Weber State (May 16, 2015)
Most Stolen Bases, Series	3, 2x, Kayla Winkfield (2015) and Loryn Nichols (2015)
Most Stolen Bases, Career	5, Loryn Nichols (2013-15)
Most Hit By Pitches, Game	2, twice, last Fa Leilua vs. Seattle (May 17, 2019)
Most Hit By Pitches, Series	2, 6x, last by Fa Leilua (2019)
Most Hit By Pitches, Career	4, Julia Echols (2015)
Most Total Bases, Game	8, Carmen Carter vs. Saint Francis (PA) (May 19, 2018)
Most Total Bases, Series	15, Carmen Carter (2018)
Most Total Bases, Career	21, Kat Moore (2016-19)

## TEAM

Most At-Bats, Game	35, vs. Saint Francis (PA) (May 19, 2018)
Most At-Bats, Series	114, 2018
Most Runs, Game	12, twice, last vs. Campbell (May 22, 2021)
Most Runs, Series	30, 2018
Most Hits, Game	17 vs. Saint Francis (PA) (May 19, 2018)
Most Hits, Series	42, 2018
Most Walks, Game	8, vs. Pacific (May 19, 2007)
Most Walks, Series	16, 2007
Most Doubles, Game	3, twice, last vs. Fordham (May 19, 2017)
Most Doubles, Series	7, 2002
Most Triples, Game	2, vs. Saint Francis (PA) (May 19, 2018)
Most Triples, Series	2, 2018
Most Home Runs, Game	4, vs. Campbell (May 22, 2021)
Most Home Runs, Series	6, 2018
Most RBIs, Game	11, 3x, last vs. Campbell (May 22, 2021)
Most RBIs, Series	28, 2018
Most Stolen Bases, Game	4, 3x, last vs. Weber State (May 16, 2015)
Most Stolen Bases, Series	6, 2015
Most Hit By Pitches, Game	4 vs. Saint Francis (PA) (May 19, 2018)
Most Hit By Pitches, Series	6, 2018 and 2014
Most Total Bases, Game	29, vs. Saint Francis (PA) (May 19, 2018)
Most Total Bases, Series	69, 2018

## PITCHING SUPERLATIVES

## INDIVIDUAL

Most Appearances, Series	4, 3x, last by Emily Williams (2019)
Most Appearances, Career	8, 3x, last Alexis Silkwood (2014-17)
Most Games Started, Series	4, Emily Williams (2019)
Most Games Started, Career	6, Alexis Silkwood (2014-17) and Kelli Miller (2004-07)
Most Innings Pitched, Game	8.0, Melissa Massey vs. Iowa (May 20, 2004)
Most Innings Pitched, Series	22.2, Emily Williams (2019)
Most Innings Pitched, Career	39.1, Kelli Miller (2004-07)
Most Strikeouts, Game	13, twice, last Alexis Silkwood vs. Texas Southern (May 17, 2014)
Most Strikeouts, Series	20, Alison Owen (2013)
Most Strikeouts, Career	35, Alexis Silkwood (2014-17)
Most Wins, Series	2, Emily Williams (2019) and Jennifer Pursell (2000)
Most Wins, Career	2, 5x, last by Emily Williams (2018-21)
Most Saves, Series	1, Alyssa Loza (2021)
Most Saves, Career	1, Alyssa Loza (2019-21)
Most Shutouts, Series	1, 3x, last by Holly Ward (2018)
Most Shutouts, Career	1, 3x, last by Holly Ward (2015-18)
Fewest Hits Allowed, Series (at least 7.0 IP)	5, twice, last Alexis Silkwood (2014)
Lowest ERA, Series (at least 7.0 IP)	0.44 in 16.0 IP, Kelli Miller (2005)
Fewest Walks Allowed, Series (at least 7.0 IP)	0 in 16.0 IP, Kelli Miller (2005)
Complete Games, Series	2, 4x, last by Emily Williams (2019)
Complete Games, Career	4, Kelli Miller (2004-07)

## TEAM

Most Innings Pitched, Game	8.2, vs. BYU (May 17, 2012)
Most Innings Pitched, Series	28.0, 2005
Fewest Runs Allowed, Game	0, 3x, last vs. North Dakota State (May 19, 2018)
Most Strikeouts, Game	13, 3x, last vs. Texas Southern (May 17, 2014)
Most Strikeouts, Series	24, 2014 and 2013
Most Complete Games, Series	2, 5x, last in 2019
Most Shutouts, Series	1, 4x, last in 2018
Most Wins, Series	2, 5x, last in 2021
Longest Winning Streak	2 Games, 2000 and 2018



## THE LAST TIME IT HAPPENED

### BATTING

#### AN MSU TEAM ...

Had 10+ hits	10 vs. Campbell	May 22, 2021
Had 15+ hits	16 vs. UAB	Feb. 28, 2020
Scored 5+ runs	12 vs. Campbell	May 22, 2021
Scored 10+ runs	12 vs. Campbell	May 22, 2021
Scored 15+ runs	16 vs. Alcorn State	Mar. 5, 2021
Hit 2+ home runs	4 vs. Campbell	May 22, 2021
Hit 3+ home runs	4 vs. Campbell	May 22, 2021
Stole 4+ bases	7 vs. Mississippi Valley State	Feb. 24, 2021
Left 10 runners on base	10 at Oklahoma State	May 22, 2021

#### AN MSU PLAYER ...

Had 3+ hits	Carter Spexarth (3)	vs. Florida, May 13, 2021
Had 4+ hits	Mia Davidson (4)	vs. Alcorn State, Mar. 5, 2021
Scored 3+ runs	Chloe Malau'ulu (3)	vs. Campbell, May 22, 2021
Scored 4+ runs	Mia Davidson (4)	vs. Alcorn State, Mar. 5, 2021
Drove in 3+ RBIs	Carter Spexarth (4)	vs. Campbell, May 22, 2021
Drove in 4+ RBIs	Carter Spexarth (4)	vs. Campbell, May 22, 2021
Drove in 5+ RBIs	Mia Davidson (5)	vs. Memphis, Apr. 10, 2019
Drove in 6+ RBIs	Kat Moore (6)	at Alabama, Mar. 31, 2019
Hit 2+ doubles	Chloe Malau'ulu (2)	at Southeastern La., Apr. 5, 2021
Hit a triple	Paige Cook (1)	at Samford, Apr. 13, 2021
Hit 2+ triples	Kat Moore (2)	vs. Tennessee, Apr. 5, 2018
Hit 2+ home runs	Montana Davidson (2)	at South Carolina, Apr. 30, 2021
Hit a walk-off, game-winning HR	Fa Leilua	vs. Western Kentucky, Mar. 7, 2021
Hit a grand slam	Fa Leilua	at North Alabama (G1), Apr. 3, 2021
Led off 1st inn. with HR	Mia Davidson	vs. Middle Tennessee, Feb. 8, 2019
Stole 3+ bases	Candace Denis (3)	vs. Tennessee State, Feb. 18, 2020
Stole home	Montana Davidson (3rd inn.)	vs. Mississippi Valley St., Feb. 24, 2021
Drew 3+ walks	Fa Leilua (3)	at South Carolina, Apr. 30, 2021
Drew 4+ walks	Katie Cooley (4)	vs. LSU, Mar. 30, 2005

#### AN OPPOSING TEAM ...

Had 10+ hits	11 at Oklahoma State	May 23, 2021
Had 15+ hits	17 vs. Ole Miss	Apr. 19, 2019
Scored 5+ runs	10 at Oklahoma State	May 23, 2021
Scored 10+ runs	10 at Oklahoma State	May 23, 2021
Scored 15+ runs	21 vs. Ole Miss	Apr. 19, 2019
Hit 2+ home runs	3 at Oklahoma State	May 23, 2021
Hit 3+ home runs	3 at Oklahoma State	May 23, 2021
Stole 4+ bases	4 at Southeastern La.	Apr. 5, 2021
Left 10 runners on base	13 vs. Texas A&M	Apr. 25, 2021

#### AN OPPOSING PLAYER ...

Had 3+ hits	Hayley Busby (3)	at Oklahoma State, May 22, 2021
	Alysen Frebey (3)	
	Kiley Naomi (3)	
Had 4+ hits	Kaylee Ellebracht (5)	vs. Georgia Tech, Feb. 25, 2019
Scored 3+ runs	Sidney Bevis (3)	at North Alabama (G1), Apr. 3, 2021
Scored 4+ runs	Kelsey Bruder (4)	at Florida, Mar. 16, 2011
Drove in 3+ RBIs	Hayley Busby (4)	at Oklahoma State, May 22, 2021
Drove in 4+ RBIs	Hayley Busby (4)	at Oklahoma State, May 22, 2021
Drove in 5+ RBIs	Emma Broadfoot (7)	at North Alabama (G1), Apr. 3, 2021
Drove in 6+ RBIs	Emma Broadfoot (7)	at North Alabama (G1), Apr. 3, 2021
Hit 2+ doubles	Alysen Frebey (2)	at Oklahoma State, May 23, 2021
Hit a triple	Cameron Goodman (1)	at Southeastern La., Apr. 5, 2021
Hit 2+ triples	Rachel Anderson (2)	vs. SE Missouri, Mar. 8, 2020
Hit 2+ home runs	Jenna Laird (2)	at Missouri (G1), Apr. 17, 2021
Hit a walk-off, game-winning HR	Carlee Wallace	at Auburn, Apr. 29, 2017
Hit a grand slam	Hayley Busby	at Oklahoma State, May 23, 2021
Led off 1st inn. with HR	Jaz Crowder	vs. Louisiana Tech, Mar. 24, 2017
Stole 3+ bases	Jennifer Fenton (3)	vs. Alabama, May 10, 2012
Drew 3+ walks	Amber Pack (3)	vs. Southern Miss, Apr. 14, 2021
Drew 4+ walks	Bailey Castro (4)	vs. Florida, Mar. 29, 2015

### MSU COMEBACK VICTORIES

#### TO WIN ...

Overcame a 2+ run deficit	vs. Georgia (2)	May 8, 2021
Overcame a 3+ run deficit	at North Alabama (G1) (6)	Apr. 3, 2021
Overcame a 4+ run deficit	at North Alabama (G1) (6)	Apr. 3, 2021
Overcame a 5+ run deficit	at North Alabama (G1) (6)	Apr. 3, 2021

### PITCHING

#### AN MSU TEAM ...

Threw a no-hitter	at Louisiana Tech	Apr. 10, 2021
Threw a shutout	vs. Campbell	May 22, 2021
Recorded 10+ strikeouts	11 vs. Texas A&M	Apr. 25, 2021
Recorded 15+ strikeouts	15 at North Alabama (G1)	Apr. 3, 2021

#### AN MSU PLAYER ...

Threw a no-hitter	Annie Willis	at Louisiana Tech, Apr. 10, 2021
Threw a shutout	Annie Willis	at Louisiana Tech, Apr. 10, 2021
Recorded 10+ strikeouts	Annie Willis (10)	at Missouri (G2), Apr. 17, 2021
Recorded 15+ strikeouts	Annie Willis (19)	vs. Mississippi Valley State, Mar. 6, 2020
Gave up 10+ hits	Annie Willis (10)	at Oklahoma State, May 23, 2021
Walked 5+ batters	Emily Williams (5)	at Ole Miss, Mar. 15, 2021
Struck out the side in order	Addison Purvis	vs. Jackson State (G2) (7th inn.), Apr. 20, 2021

#### AN OPPOSING TEAM ...

Threw a no-hitter	at Washington	May 19, 2019
Threw a shutout	vs. Oklahoma	Apr. 10, 2021
Recorded 10+ strikeouts	16 at Alabama	Mar. 3, 2021
Recorded 15+ strikeouts	16 at Alabama	Mar. 3, 2021

#### AN OPPOSING PLAYER ...

Threw a no-hitter	Gabbie Plain	at Washington, May 19, 2019
Threw a shutout	Elizabeth Hightower	vs. Florida, Mar. 21, 2021
Recorded 10+ strikeouts	Montana Fouts (16)	at Alabama, Mar. 3, 2021
Recorded 15+ strikeouts	Montana Fouts (16)	at Alabama, Mar. 3, 2021
Gave up 10+ hits	Brenn Ursin (14)	vs. Alcorn State, Mar. 6, 2021
Walked 5+ batters	Carrie Eberle (6)	at Oklahoma State, May 22, 2021
Struck out the side in order	Mary Haff	at Arkansas (5th inn.), Mar. 28, 2021

### FIELDING

#### AN MSU TEAM ...

Did not commit an error	vs. Campbell	May 22, 2021
Committed 2+ errors	3 at Oklahoma State	May 23, 2021
Committed 4+ errors	4 at Southeastern La.	Apr. 5, 2021
Turned a double play	vs. Campbell	May 22, 2021
Turned a triple play	vs. Auburn	May 4, 1997
Threw a runner out at the plate	vs. Campbell (11-0 in BOT 3)	May 22, 2021

#### AN MSU PLAYER ...

Recorded 10+ putouts	Mia Davidson (12)	vs. Jackson State (G2), Apr. 20, 2021
Recorded 15+ putouts	Mia Davidson (15)	at North Alabama (G1), Apr. 3, 2021
Recorded 5+ assists	Madisyn Kennedy (5)	at South Carolina, May 2, 2021
Committed 2+ errors	Madisyn Kennedy (2)	vs. Oklahoma, Apr. 10, 2021

#### AN OPPOSING TEAM ...

Did not commit an error	at Oklahoma State	May 23, 2021
Committed 2+ errors	2 vs. Campbell	May 22, 2021
Committed 4+ errors	5 vs. Miami (Ohio)	Feb. 13, 2021 (G2)
Turned a double play	vs. Florida	May 13, 2021
Turned a triple play	vs. BYU	May 17, 2012
Threw a runner out at the plate	at Oklahoma State (2-1 in TOP 3)	May 22, 2021

#### AN OPPOSING PLAYER ...

Recorded 10+ putouts	Alysen Frebey (15)	at Oklahoma State, May 22, 2021
Recorded 15+ putouts	Alysen Frebey (15)	at Oklahoma State, May 22, 2021
Recorded 5+ assists	Patricia Dun (5)	vs. Boston University, May 21, 2021
Committed 2+ errors	Alexa Pagano (2)	vs. Campbell, May 22, 2021

### MISCELLANEOUS

#### AN MSU TEAM ...

Won in extra innings	3-2 (8 inn.) vs. Southern Miss	Apr. 14, 2021
Won by 8-run rule	12-0 (5 inn.) vs. Campbell	May 22, 2021
Scored 8+ runs in an inning	8 (3rd inn.) vs. Campbell	May 22, 2021
Had 7+ hits in an inning	7 (2nd inn.) vs. Western Kentucky	Mar. 6, 2021
Hit back-to-back home runs	1st inning vs. Campbell	May 22, 2021
Drew 4+ walks in an inning	3rd inning vs. Campbell	May 22, 2021

#### AN OPPOSING TEAM ...

Won in extra innings	6-5 (8 inn.) vs. Southern Illinois	Feb. 21, 2021
Won by 8-run rule	10-2 (5 inn.) at Oklahoma State	May 23, 2021
Scored 8+ runs in an inning	8 (3rd inn.) vs. Oklahoma	Apr. 10, 2021
Had 7+ hits in an inning	7 (7th inn.) vs. Florida	Mar. 20, 2021
Hit back-to-back home runs	3rd inning vs. Texas A&M	Apr. 23, 2021
Drew 4+ walks in an inning	7th inning, 1st inning vs. Florida	May 3, 2019



## ALL-AMERICANS



**CHELSEA BRAMLETT**  
CATCHER | 2007-10

2010 NFCA FIRST TEAM  
2009 NFCA FIRST TEAM  
2008 NFCA FIRST TEAM  
2007 NFCA FIRST TEAM

- USA Softball National Collegiate Player of the Year Top-10 Finalist: 2010
- USA Softball National Collegiate Player of the Year Top-25 Finalist: 2008 and 2009
- ESPN The Magazine/CoSIDA Academic Player of the Year: 2010
- ESPN The Magazine/CoSIDA Academic All-America: 2008 and 2010 First Team, 2009 Second Team
- Honda Award Top-4 Finalist: 2010
- NFCA adidas Golden Shoe Award: 2009 and 2010
- NFCA Catcher of the Year: 2008-10
- SEC Freshman of the Year: 2007
- All-SEC First Team: 2008-10 and All-SEC Second Team: 2007
- Mississippi State career leader in batting average (.461), runs scored (219), hits (359) and stolen bases (207)
- Owns Bulldog single-season records for batting average (.536/2010) and stolen bases (61/2010)
- Batting average of .536 in 2010 is the 10th-highest ever recorded in a year in NCAA Division I history

## CAREER STATS

YEAR	GP-GS	AB	AVG	R	H	2B	3B	HR	RBI
2007	62-62	215	.386	56	83	9	1	46	18
2008	60-60	200	.450	52	90	3	2	25	25
2009	56-56	181	.486	55	88	7	0	54	16
2010	55-55	183	.536	56	98	3	0	61	22
<b>TOTAL</b>	<b>233-233</b>	<b>779</b>	<b>.461</b>	<b>219</b>	<b>359</b>	<b>22</b>	<b>3</b>	<b>207</b>	<b>81</b>



**COURTNEY BURES**  
INFILDER | 2005-08

2008 NFCA FIRST TEAM  
2005 NFCA FIRST TEAM

- NFCA All-South Region: 2008 and 2005 First Team, 2006 Second Team
- SEC Freshman of the Year: 2005
- All-SEC First Team: 2005, 2007 and 2008
- 16th overall pick by the Washington Glory in the 2008 NPF draft
- 2008 NFCA Leadoff Classic All-Tournament Team
- Mississippi State career leader in runs batted in (193), sacrifice flies (12) and assists (617)
- Owns MSU single-season records for total bases (158/2005) and assists (193/2007)

## CAREER STATS

YEAR	GP-GS	AB	AVG	R	H	2B	3B	HR	RBI
2005	66-66	209	.388	49	81	16	5	17	54
2006	61-61	179	.346	29	62	9	6	5	37
2007	61-61	181	.354	43	64	13	2	4	56
2008	63-63	186	.398	39	74	14	2	5	46
<b>TOTAL</b>	<b>251-251</b>	<b>755</b>	<b>.372</b>	<b>160</b>	<b>281</b>	<b>52</b>	<b>15</b>	<b>31</b>	<b>193</b>



**MIA DAVIDSON**  
CATCHER/THIRD BASEMAN | 2018-PRESENT

2019 NFCA THIRD TEAM  
2019 SOFTBALL AMERICA FIRST TEAM

- USA Softball National Collegiate Player of the Year Top-10 Finalist: 2019
- Schutt Sports/NFCA National Freshman of the Year Finalist: 2018
- NFCA All-Region: 2019 First Team, 2018 Second Team, 2021 Third Team
- All-SEC: 2018-19 First Team
- SEC Freshman of the Year: 2018
- SEC All-Freshman Team: 2018
- SEC Freshman of the Week: Feb. 12, March 13, April 17, 2018
- Broke SEC single-season home run record in 2019 with 26
- Holds school records for home runs in single-season (26/2019) and a career (69), also boasts the highest single-season (.882/2019) and career slugging percentage in school history (.754)
- Ranks second in MSU single-season history in runs batted in (64/2019), fourth in home runs (19/2018), tied for fourth in total bases (149/2019) and sixth in slugging percentage (.762/2018)

## CAREER STATS

YEAR	GP-GS	AB	AVG	R	H	2B	3B	HR	RBI
2018	61-61	189	.370	50	70	13	2	19	48
2019	57-57	169	.373	52	63	8	0	26	64
2020	28-28	88	.330	26	29	4	2	7	21
2021	60-60	177	.311	42	55	11	1	17	42
<b>TOTAL</b>	<b>206-206</b>	<b>623</b>	<b>.348</b>	<b>170</b>	<b>217</b>	<b>36</b>	<b>5</b>	<b>69</b>	<b>175</b>

## ALL-AMERICANS



**MICHELLE GATES**  
THIRD BASEMAN | 1997-00  
1999 EASTON SECOND TEAM

- NFCA All-Region: 1998, 1999 Second Team
- All-SEC: 1998, 1999 First Team
- All-SEC Tournament Team: 1998
- Played professionally in the NPF
- Second in Mississippi State career history in doubles (55), third in triples (21), sixth in runs batted in (159) and 10th in batting average (.332)
- In single-season Bulldog history, is tied for third in triples (10/1998) and sixth in assists (157/2000)
- In the pitching circle, owns the fifth-best earned-run average in program history (1.91)
- Won an MSU-record 10 consecutive decisions in the pitching circle, from Feb. 26 to March 28, 1997
- Owns the Mississippi State single-game record for runs scored with five

### CAREER STATS

YEAR	GP-GS	AB	AVG	R	H	2B	3B	HR	RBI
1997	56-56	182	.341	34	62	16	3	5	48
1998	57-57	184	.380	47	70	15	10	6	35
1999	65-65	190	.321	26	61	15	4	1	40
2000	69-69	211	.294	33	62	9	4	4	36
<b>TOTAL</b>	<b>247-247</b>	<b>767</b>	<b>.332</b>	<b>140</b>	<b>355</b>	<b>55</b>	<b>21</b>	<b>16</b>	<b>159</b>



**JENNY HEHNKE**  
SECOND BASEMAN | 1997-00  
1998 EASTON SECOND TEAM

- Easton Player of the Month: May 1999, May 1998
- NFCA All-America Scholar Athlete: 2000, 1999, 1998, 1997
- CoSIDA Academic All-District: 2000 Second Team
- Owns the Mississippi State single-game record in doubles with three
- In MSU career history, ranks eighth in batting average (.341), sixth in hits (264), ninth in assists (373) and 10th in doubles (35)
- On the program's single-season record chart, owns the mark for the most sacrifice hits (23/2000) and stands sixth in at-bats (210/2000)

### CAREER STATS

YEAR	GP-GS	AB	AVG	R	H	2B	3B	HR	RBI
1997	56-56	194	.366	44	71	14	1	0	25
1998	56-55	165	.376	20	62	5	1	0	20
1999	67-67	206	.320	23	66	7	1	1	20
2000	69-68	210	.310	27	65	9	2	0	20
<b>TOTAL</b>	<b>248-246</b>	<b>775</b>	<b>.341</b>	<b>114</b>	<b>264</b>	<b>35</b>	<b>5</b>	<b>1</b>	<b>85</b>



**FA LEILUA**  
UTILITY | 2019-PRESENT  
2019 NFCA SECOND TEAM  
2019 SOFTBALL AMERICA SECOND TEAM

- NFCA All-Region: 2019 First Team, 2021 Third Team
- All-SEC: 2019 First Team
- Puerton Vallarta Challenge All-Tournament Team: 2019
- Led all SEC designated players in 2019 with eight home runs and a .387 average in league play
- Set MSU's junior home run record in 2019
- Averaged 0.38 home runs per game to rank second in the league and fifth in all of Division I softball in 2019
- Second in MSU history with 51 career home runs
- Ranks second and third in MSU single-season history in home runs (22/2019, 20/2021) and both fourth and seventh in slugging percentage (.791/2020, .757/2019)
- Home runs in 2019 were tied for seventh in SEC single-season history at the time

### CAREER STATS

YEAR	GP-GS	AB	AVG	R	H	2B	3B	HR	RBI
2019	58-58	177	.345	44	61	7	0	22	52
2020	28-28	86	.384	28	33	8	0	9	28
2021	60-60	169	.343	41	58	5	0	20	48
<b>TOTAL</b>	<b>146-146</b>	<b>432</b>	<b>.352</b>	<b>113</b>	<b>152</b>	<b>20</b>	<b>0</b>	<b>51</b>	<b>128</b>



## ALL-AMERICANS



**KERI MCCALLUM**  
CATCHER/OUTFIELDER | 1997-00

2000 NFCA FIRST TEAM  
2000 EASTON FIRST TEAM

- USA Softball Blue National Team: 1999, 2000
- NFCA Overall/Division I Catcher of the Year: 2000
- Easton Player of the Month: March 1998, March 1999
- CoSIDA Academic All-American: 2000 First Team
- NFCA All-Region: 2000, 1997 First Team
- CoSIDA Academic All-District: 2000 First Team, 1998 Second Team
- All-SEC: 2000, 1997 First Team; 1999, 1998 Second Team
- NCAA Tournament All-Region Team: 2000
- All-SEC Tournament Team: 1999
- The Mississippi State career leader in triples (38) while standing second in hits (319), third in batting average (.390) and stolen bases (90) and fourth in runs (191)
- Owns the MSU single-season records for hits (100/2000) and doubles (22/1999). Holds the second (64/2000) and fourth (57/1999) spots in runs scored

## CAREER STATS

YEAR	GP-GS	AB	AVG	R	H	2B	3B	HR	RBI
1997	54-52	157	.427	36	67	5	11	1	39
1998	55-54	183	.350	34	64	5	6	3	16
1999	67-67	235	.374	57	88	22	10	0	25
2000	71-71	243	.412	64	100	11	11	4	25
<b>TOTAL</b>	<b>247-244</b>	<b>818</b>	<b>.390</b>	<b>191</b>	<b>319</b>	<b>43</b>	<b>38</b>	<b>8</b>	<b>105</b>



**IYHIA MCMICHAEL**  
OUTFIELDER | 2001-04

2004 NFCA FIRST TEAM  
2003 NFCA FIRST TEAM  
2001 EASTON SECOND TEAM

- USA Softball National Collegiate Player of the Year Top-3 Finalist: 2004
- USA Softball National Collegiate Player of the Year Top-10 Finalist: 2003
- Honda Award Top Four Finalist: 2004
- USA Softball Elite Team member: 2003
- USA Softball National Player of the Week: Feb. 24, 2004
- NFCA National Player of the Week: Feb. 25, 2004; April 1, 2003
- CoSIDA Academic All-American: 2004 Second Team
- NFCA All-Region: 2003-04 First Team, 2002 Second Team
- SEC Player of the Year: 2003, 2004
- All-SEC: 2002-04 First Team, 2001 Second Team
- All-SEC Tournament Team: 2004
- No. 1 overall draft pick by Akron Racers during inaugural season of 2004
- Ranks second in MSU history in runs scored (218), triples (26), runs batted in (182) and stolen bases (141) and is fourth in slugging percentage (.660) and tied for fourth in home runs (37)
- Holds Bulldog single-season records for runs (83/2004) and walks (51/2004) and is second and third in slugging percentage (.836/2004, .801/2003)

## CAREER STATS

YEAR	GP-GS	AB	AVG	R	H	2B	3B	HR	RBI
2001	62-62	189	.323	26	61	9	3	5	29
2002	67-67	207	.333	46	69	15	8	4	48
2003	64-64	186	.403	63	75	10	5	18	63
2004	65-65	183	.475	83	87	16	10	10	42
<b>TOTAL</b>	<b>258-258</b>	<b>765</b>	<b>.382</b>	<b>218</b>	<b>292</b>	<b>50</b>	<b>26</b>	<b>37</b>	<b>182</b>



**KELLIE WILKERSON**  
PITCHER/UTILITY | 1999-02

2002 NFCA SECOND TEAM  
2001 NFCA FIRST TEAM  
2001 EASTON FIRST TEAM  
2000 NFCA FIRST TEAM  
2000 EASTON FIRST TEAM  
1999 NFCA SECOND TEAM  
1999 EASTON FIRST TEAM

- USA Softball National Team member: 2005
- USA Softball Elite Team member: 2001-03
- Easton Player of the Month: April 1999
- NFCA All-Region: 1999-2002 First Team
- All-Southeastern Conference: 1999-2002 First Team
- NCAA Regional All-Tournament Team: 2002
- All-SEC Tournament Team: 2001
- Owns the Mississippi State career records for on-base percentage (.544), doubles (61), total bases (529), walks (177) and saves (32), while ranking third in home runs (44) and slugging percentage (.713).
- In the program's single-season record book, checks in first in runs batted in (65/1999) and saves (14/2002) while standing third in walks (50/2002), hits (90/1999) and doubles (18/2002)

## CAREER STATS

YEAR	GP-GS	AB	AVG	R	H	2B	3B	HR	RBI
1999	67-67	203	.443	49	90	17	3	13	65
2000	68-68	181	.431	43	78	14	2	8	43
2001	61-61	167	.419	55	70	12	2	14	33
2002	66-64	191	.419	51	80	18	2	9	34
<b>TOTAL</b>	<b>262-260</b>	<b>742</b>	<b>.429</b>	<b>198</b>	<b>318</b>	<b>61</b>	<b>9</b>	<b>44</b>	<b>175</b>

YEAR	ERA	APP	W-L	SV	SHO	H	R	ER	K
1999	2.12	33	7-8	8	1/3	79	45	26	50
2001	0.44	31	9-1	10	0/4	10	4	3	48
2002	1.78	41	6-2	14	0/4	56	36	19	77
<b>TOTAL</b>	<b>1.62</b>	<b>105</b>	<b>22-11</b>	<b>32</b>	<b>1/11</b>	<b>145</b>	<b>85</b>	<b>48</b>	<b>175</b>



## AWARDS AND HONORS

### NATIONAL TEAM PARTICIPATION

NAME	NATION	TEAM	YEARS
Chelsea Bramlett	USA	National	2009-10
Courtney Bures	USA	World Univ. Games	2006
		National	2009
Michelle Gates	USA	Red	1999
Alyssa Loza	MEX	Jr. World	2017
		National	2017
Keri McCallum	USA	Blue	1999, 2000
Iyhia McMichael	USA	Elite	2003
Jay Miller	USA	Head Coach	2009-10
Celste Soliz	MEX	U-17	2019
Kellie Wilkerson	USA	Jr. World	2000
		Blue	2001
		Elite	2002-03
		National	2005

### NATIONAL HONORS

#### NCAA Woman of the Year

2004	Kate Jaspers	State Winner
------	--------------	--------------

#### Honda Award

2004	Iyhia McMichael	Top-Four Finalist
2010	Chelsea Bramlett	Top-Four Finalist

#### USA Softball Collegiate Player of the Year

2003	Iyhia McMichael	Top-10 Finalist
2004	Iyhia McMichael	Top-Three Finalist
2008	Chelsea Bramlett	Top-25 Finalist
2009	Chelsea Bramlett	Top-25 Finalist
2010	Chelsea Bramlett	Top-10 Finalist
2019	Mia Davidson	Top-10 Finalist

#### NFCA adidas Golden Shoe Award

2009	Chelsea Bramlett	Division I
2010	Chelsea Bramlett	Division I

#### NFCA Catcher of the Year

2000	Keri McCallum	Overall, Division I
2008	Chelsea Bramlett	Division I
2009	Chelsea Bramlett	Division I
2010	Chelsea Bramlett	Division I

#### Schutt Sports NFCA Freshman of the Year

2018	Mia Davidson	Top-10 Finalist
------	--------------	-----------------

#### Easton-Bell All-Americans

1998	Michelle Gates	Second Team
	Jenny Hehnke	Second Team
1999	Kellie Wilkerson	First Team
2000	Keri McCallum	First Team
	Kellie Wilkerson	First Team
2001	Kellie Wilkerson	First Team
	Iyhia McMichael	Second Team

#### NFCA All-Americans

1999	Kellie Wilkerson	Second Team
2000	Keri McCallum	First Team
	Kellie Wilkerson	First Team
2001	Kellie Wilkerson	First Team
2002	Kellie Wilkerson	Second Team
2003	Iyhia McMichael	First Team
2004	Iyhia McMichael	First Team
2005	Courtney Bures	First Team
2007	Chelsea Bramlett	First Team

2008	Chelsea Bramlett	First Team
	Courtney Bures	First Team
2009	Chelsea Bramlett	First Team
2010	Chelsea Bramlett	First Team
2019	Fa Leilua	Second Team
	Mia Davidson	Third Team

#### Softball America All-Americans

2019	Mia Davidson	First Team
	Fa Leilua	Second Team

### REGIONAL HONORS

#### NFCA All-Region

1997	Keri McCallum	First Team
1998	Autumn Anderson	Second Team
	Michelle Gates	Second Team
1999	Kellie Wilkerson	First Team
	Michelle Gates	Second Team
2000	Kellie Wilkerson	First Team
	Keri McCallum	First Team
	Karrie Rider	Second Team
2001	Kellie Wilkerson	First Team
2002	Kellie Wilkerson	First Team
	Iyhia McMichael	Second Team
2003	Iyhia McMichael	First Team
2004	Iyhia McMichael	First Team
	Jennifer Waterman	Second Team
	Kate Jaspers	Second Team
2005	Courtney Bures	First Team
	Jennifer Jessup	Third Team
2006	Courtney Bures	Second Team
2007	Chelsea Bramlett	First Team
	Hayle Guess	Second Team
2008	Chelsea Bramlett	First Team
	Courtney Bures	First Team
2009	Sammie Jo Bailey	First Team
	Ali Bainbridge	First Team
	Chelsea Bramlett	First Team
	Ka'ili Smith	First Team
2010	Chelsea Bramlett	First Team
2012	Sam Lenahan	First Team
	Ka'ili Smith	First Team
2013	Logan Foulks	Second Team
	Sam Lenahan	Second Team
	Alison Owen	Second Team
2014	Caroline Seitz	First Team
2015	Julia Echols	Second Team
	Alexis Silkwood	Third Team
	Mackenzie Toler	Third Team
2017	Caroline Seitz	Second Team
	Alexis Silkwood	Second Team
2018	Mia Davidson	Second Team
	Holly Ward	Second Team
	Reggie Harrison	Third Team
2019	Mia Davidson	First Team
	Fa Leilua	First Team
	Kat Moore	First Team
2021	Carter Spexarth	First Team
	Mia Davidson	Third Team
	Fa Leilua	Third Team

### SEC HONORS

#### Coaches All-SEC

1997	Keri McCallum	First Team
	Karrie Rider	Second Team
1998	Michelle Gates	First Team
	Keri McCallum	Second Team

1999	Michelle Gates	First Team
	Kellie Wilkerson	First Team
	Keri McCallum	Second Team
2000	Keri McCallum	First Team
	Kellie Wilkerson	First Team
	Karrie Rider	Second Team
2001	Kellie Wilkerson	First Team
	Iyhia McMichael	Second Team
2002	Iyhia McMichael	First Team
	Kellie Wilkerson	First Team
2003	Iyhia McMichael	First Team
	Jennifer Nelson	Second Team
2004	Iyhia McMichael	First Team
	Kate Jaspers	First Team
	Hayle Guess	Freshman
2005	Courtney Bures	First Team, Freshman
2007	Courtney Bures	First Team
	Chelsea Bramlett	Second Team, Freshman
	Hayle Guess	Second Team
	Jessie Bailey	Freshman
2008	Chelsea Bramlett	First Team
	Courtney Bures	First Team
	Hayle Guess	Second Team
	Ali Bainbridge	Freshman
2009	Chelsea Bramlett	First Team
	Ka'ili Smith	Second Team, Freshman
2010	Chelsea Bramlett	First Team
	Jessica Cooley	Freshman
2011	Briana Bell	Freshman
	Sam Lenahan	Freshman
2012	Ashley Phillips	Freshman
2014	Caroline Seitz	Freshman
	Alexis Silkwood	Freshman
2017	Caroline Seitz	First Team
	Amanda Ivy	Defensive
2018	Mia Davidson	First Team, Freshman
2019	Mia Davidson	First Team
	Fa Leilua	First Team
	Kat Moore	First Team
	Anna Kate Segars	Freshman
2021	Paige Cook	Newcomer
	Chloe Malau'ulu	Defensive

#### SEC Player of the Year

2003	Iyhia McMichael
2004	Iyhia McMichael

#### SEC Scholar-Athlete of the Year

2004	Kate Jaspers
------	--------------

#### SEC Freshman of the Year

2005	Courtney Bures
2007	Chelsea Bramlett
2018	Mia Davidson

#### SEC All-Tournament Team

1998	Autumn Anderson
	Michelle Gates
	Nichole Henry
	Karrie Rider
1999	Keri McCallum
	Kellie Wilkerson
2001	Kellie Wilkerson
2003	Jennifer Nelson
2004	Iyhia McMichael

## AWARDS AND HONORS

## WEEKLY / MONTHLY HONORS

## SEC Player of the Week

1998	Michelle Gates	Mar. 31
1999	Keri McCallum	Mar. 9
2000	Kellie Wilkerson	Feb. 21
	Karrie Rider	Mar. 13
	Keri McCallum	Apr. 3
2001	Iyhia McMichael	Mar. 26
2002	Kellie Wilkerson	May 6
2003	Iyhia McMichael	Mar. 31
2004	Iyhia McMichael	Feb. 23
	Kate Jaspers	Apr. 12
2005	Courtney Bures	Feb. 7
2007	Sammie Jo Bailey	Apr. 24
2008	Chelsea Bramlett	Feb. 11
2009	Ali Bainbridge	Mar. 30
2010	Chelsea Bramlett	Mar. 1
2012	Jessica Cooley	Mar. 5
	Ka'ili Smith	Apr. 16
2017	Caroline Seitz	Apr. 18
2020	Chloe Malau'ulu	Mar. 2
	Mia Davidson	Mar. 17

## SEC Pitcher of the Week

1997	Alicia Judd	Apr. 29
1999	Autumn Anderson	Apr. 6
2001	Jennifer Pursell	Apr. 2
2002	Kasey Whitehead	Feb. 12
2003	Melissa Massey	Feb. 24
2004	Stephanie Comeaux	Mar. 7
	Kelli Miller	May 11
2012	Stephanie Becker	Apr. 23
2013	Alison Owen	Feb. 25, Mar. 4
2014	Alison Owen	Apr. 14
	Alexis Silkwood	Apr. 21
2015	Alexis Silkwood	Mar. 30, Apr. 6
2020	Annie Willis	Mar. 2

## SEC Freshman of the Week

2006	Sammie Jo Bailey	May 8
2007	Chelsea Bramlett	Apr. 3
	Chelsea Bramlett	Apr. 10
2008	Misty Flesher	Feb. 18
	Courtney Nesbit	Mar. 24
	Misty Flesher	Apr. 14
	Brittany Bell	Apr. 21
2009	Ka'ili Smith	Mar. 9
	Lindsey Dunlap	Mar. 30
	Lindsey Dunlap	Apr. 20
	Ka'ili Smith	May 4
2010	Kylie Vry	Feb. 15
	Erin Nesbit	Apr. 26
2014	Alexis Silkwood	Feb. 17, Mar. 3
2018	Mia Davidson	Feb. 12, Mar. 13, Apr. 17
2020	Madisyn Kennedy	Mar. 2

## USA Softball National Player of the Week

2004	Iyhia McMichael	Feb. 24
2017	Caroline Seitz	Apr. 18
2012	Jessica Cooley	Mar. 6

## NFCA National Player of the Week

2003	Iyhia McMichael	Apr. 1
2004	Iyhia McMichael	Feb. 25
2017	Caroline Seitz	Apr. 18

## Fastpitch News National Player of the Week

2017	Caroline Seitz	Apr. 18
------	----------------	---------

## College Sports Madness National Player of the Week

2013	Alison Owen	Mar. 5
------	-------------	--------

## Easton National Player of the Month

1998	Cheri Smith	February
	Keri McCallum	March
	Autumn Anderson	April
	Jenny Hehnke	May
1999	Keri McCallum	March
	Kellie Wilkerson	April
	Jenny Hehnke	May

## ALL-TOURNAMENT TEAMS

## Blues City Classic

2013	Sam Lenahan, Alison Owen	First Team
	Stephanie Becker	Second Team

## Compass Bank Invitational

2006	Stephanie Comeaux, Hayle Guess
------	--------------------------------

## Easton SEC/ACC Challenge

2011	Courtney Nesbit, Chelsea Raines
------	---------------------------------

## Easton SEC/ACC Challenge

2011	Courtney Nesbit, Chelsea Raines
------	---------------------------------

## Georgia Tech Buzz Classic

2005	Jennifer Jessup
------	-----------------

## Mercer Wingate Inn Classic

2008	Sammie Jo Bailey, Ali Bainbridge, Hayle Guess
------	---

## NCAA Regionals

2000	Keri McCallum	Region 1
2002	Kellie Wilkerson	Region 3
2008	Ali Bainbridge, Chelsea Bramlett	Tempe Regional
2012	Ka'ili Smith	Eugene Regional

## NFCA Leadoff Classic

2007	Hayle Guess
2008	Courtney Bures
2010	Chelsea Bramlett
2020	Fa Leilua

## NIST Tournament

1997	Keri McCallum
------	---------------

## Malihini Kipa Aloha Tournament

2009	Chelsea Bramlett, Ka'ili Smith
------	--------------------------------

## MSU Bulldog Round Robin

2004	Kate Jaspers, Melissa Massey, Iyhia McMichael, Meagan O'Nan, Jennifer Waterman
2005	Courtney Bures, Lindsay Hunley, Katie Johnson, Kelli Miller, Catlye Williams
2006	Ragan Blake, Nakita Boyce, Courtney Bures, Stephanie Comeaux, Hayle Guess
2007	Courtney Bures, Kelli Miller, Chelsea Bramlett, Nakita Boyce
2008	Sammie Jo Bailey, Chelsea Bramlett, Courtney Bures (MVP), Misty Flesher, Hayle Guess

2009	Jessie Bailey, Chelsea Bramlett, Lindsey Dunlap, Courtney Moore, Kelsey Nurnberg
2010	Jessie Bailey, Ali Bainbridge, Brittany Bell (MVP), Lindsey Dunlap, Misty Flesher, Erin Nesbit, Jessie Spain, Kylie Vry
2011	Sam Lenahan, Courtney Nesbit, Ka'ili Smith, Kylie Vry
2012	Brittany Bell, Jessica Cooley, Shelby Fisher, Erin Nesbit, Ka'ili Smith

## MSU Bulldog Battle

2013	Jessica Cooley, Sam Lenahan, Alison Owen (MVP)
------	--

## MSU Bulldog Classic

2000	Keri McCallum, Jennifer Nelson, Karrie Rider, Kellie Wilkerson
2001	Jennifer Jessup, Jennifer Nelson, Lindsay Nelson, Kellie Wilkerson
2002	Brooke Best, Iyhia McMichael, Kellie Wilkerson
2004	Blaire Brown, Stephanie Comeaux, Melissa Massey, Iyhia McMichael, Kellie Miller, Meagan O'Nan, Jennifer Waterman, Brandi Watkins
2005	Nakita Boyce, Blair Hewett, Tanelda McDonald, Kelli Miller, Catlye Williams
2006	Sammie Jo Bailey, Courtney Bures, Stephanie Comeaux, Katie Cooley, Hayle Guess, Catlye Williams
2008	Sammie Jo Bailey, Chelsea Bramlett (Co-MVP), Courtney Bures, Misty Flesher, Hayle Guess, Kelsey Nurnberg (Co-MVP)
2009	Jessie Bailey, Ali Bainbridge, Chelsea Bramlett (MVP), Lindsey Dunlap, Kelsey Nurnberg
2010	Jessie Bailey, Chelsea Bramlett, Misty Flesher, Allie Heon, Ka'ili Smith (MVP), Kylie Vry
2011	Ali Bainbridge (MVP), Briana Bell, Misty Flesher, Chelsea Raines, Kylie Vry
2012	Stephanie Becker, Brittany Bell, Jessica Cooley (MVP), Sam Lenahan, Jessica Offutt
2013	Jessica Offutt, Ashley Phillips (MVP), Heidi Shape

## MSU Bully Bash

2008	Jessie Bailey, Ali Bainbridge, Chelsea Bramlett, Courtney Bures, Nakita Boyce, Misty Flesher (MVP), Hayle Guess, Kelsey Nurnberg, Jessie Spain
------	--

## Mardi Gras Tournament

1997	Michelle Gates
------	----------------

## Puerto Vallarta College Challenge

2017	Reggie Harrison (MVP), Bevia Robinson, Caroline Seitz, Alexis Silkwood
2019	Mia Davidson, Fa Leilua

## Ragin' Cajuns Invitational

2005	Courtney Bures
------	----------------

## Speedline Invitational

1999	Keri McCallum, Michelle Gates
2000	Karrie Rider, Jennifer Pursell
2002	Kellie Wilkerson, Iyhia McMichael

## Troy Cox Classic

2003	Iyhia McMichael, Jennifer Jessup
------	----------------------------------

## AWARDS AND HONORS

### ACADEMIC AWARDS

#### CoSIDA Academic Player of the Year

2004	Kate Jaspers
2010	Chelsea Bramlett

#### CoSIDA Academic All-Americans

2000	Keri McCallum	First Team
2003	Kate Jaspers	Second Team
2004	Kate Jaspers	First Team
	Iyhia McMichael	Second Team
2008	Chelsea Bramlett	First Team
2009	Chelsea Bramlett	Second Team
	Sammie Jo Bailey	Third Team
2010	Chelsea Bramlett	First Team
2011	Ali Bainbridge	Third Team
2015	Julia Echols	Third Team

#### CoSIDA Academic All-District

2008	Sammie Jo Bailey	First Team
	Chelsea Bramlett	First Team
	Jessie Bailey	Second Team
2009	Sammie Jo Bailey	First Team
	Chelsea Bramlett	First Team
	Jessie Bailey	Second Team
	Ali Bainbridge	Second Team
2010	Jessie Bailey	First Team
	Chelsea Bramlett	First Team
2011	Ali Bainbridge	First Team
2015	Julia Echols	First Team
2017	Caroline Seitz	First Team
	Katie Anne Bailey	First Team
2018	Emily Heimberger	First Team
2021	Mia Davidson	First Team

#### NFCA All-America Scholar-Athlete

1997	Jenny Hehnke
1998	Autumn Anderson, Tracy Clark, Jenny Hehnke, Alicia Judd, Kendell Kimbrough, Anna Joyce Lott, Keri McCallum, Karrie Rider
1999	Kayla Calvert, Tracy Clark, Connie Goldsmith, Jenny Hehnke, Anna Joyce Lott, Keri McCallum
2000	Jenny Hehnke, Keri McCallum, Anna Joyce Lott
2001	Anna Joyce Lott
2002	Blaire Brown, Kate Jaspers, Amy Mosley, Lindsay Nelson, Krystal Tillman
2003	Blaire Brown, Courtney Frank, Kate Jaspers, Jennifer Jessup, Lindsay Nelson, Meagan O'Nan, Krystal Tillman
2004	Kate Jaspers, Jennifer Jessup, Lindsay Nelson, Meagan O'Nan, Krystal Tillman, Callye Williams
2005	Blair Hewett, Katie Johnson, Michelle Kinney, Callye Williams
2006	Sammie Jo Bailey, Hayle Guess, Sara Hickerson, Lindsay Hunley, Katie Johnson, Michelle Kinney, Gina McCloud, Kelli Miller, Callye Williams
2007	Jessie Bailey, Sammie Jo Bailey, Chelsea Bramlett, Stephanie Comeaux, Lindsay Hunley, Katie Johnson, Michelle Kinney, Gina McCloud, Kelli Miller
2008	Jessie Bailey, Sammie Jo Bailey, Ali Bainbridge, Megan Bateman, Nakita Boyce, Chelsea Bramlett, Lindsay Hunley, Gina McCloud, Courtney Nesbit, Jessie Spain
2009	Jessie Bailey, Sammie Jo Bailey, Ali Bainbridge, Jessie Spain
2010	Jessie Bailey, Ali Bainbridge, Chelsea Bramlett, Shelby Fisher, Misty Flesher, Courtney Nesbit, Erin Nesbit, Chrissie Rovtar, Jessie Spain, Kylie Vry

2011	Ali Bainbridge, Stephanie Becker, Misty Flesher, Sam Lenahan, Courtney Nesbit, Jessica Offutt, Chrissie Rovtar, Heidi Shape, Jessie Spain, Kylie Vry, Rachael Zdeb
2012	Julia Echols, Shelby Fisher, Misty Flesher, Sam Lenahan, Erin Nesbit, Megan Nesbit, Jessica Offutt, Chrissie Rovtar, Kylie Vry, Rachael Zdeb
2014	Julia Echols, Erika Gaul, Jessica Offutt, Alison Owen, Jacey Punches, Heidi Shape, Alexis Silkwood, Rachel Zdeb
2015	Katie Anne Bailey, Julia Echols, Cassidy Knudsen, Loryn Nichols, Caroline Seitz, Alexis Silkwood, Mackenzie Toler, Kayla Winkfield
2017	Katie Anne Bailey, Carmen Carter, Emily Heimberger, Olivia Golden, Taylor Kelly, Emily Mitchell, Caroline Seitz, Alexis Silkwood, Mackenzie Toler, Lindsey Williams
2019	Grace Fagan, Emily Heimberger, Taylor Kelly, Chloe Malau'ulu

#### SEC Academic Honor Roll

1998	Ariana Benardo, Chris Bushby, Jenny Hehnke, Alicia Judd, Aimee Juedemann, Kendell Kimbrough, Keri McCallum, Karrie Rider
1999	Autumn Anderson, Chris Bushby, Tracy Clark, Michelle Gates, Jenny Hehnke, Nichole Henry, Kendell Kimbrough, Anna Joyce Lott, Keri McCallum, Karrie Rider, Robyn Schlagheck
2000	Chris Bushby, Michelle Gates, Jenny Hehnke, Nichole Henry, Kendell Kimbrough, Anna Joyce Lott, Keri McCallum, Karrie Rider, Robyn Schlagheck
2001	Brooke Best, Chris Bushby, Jenny Hehnke, Nichole Henry, Jennifer Jessup, Kendell Kimbrough, Anna Joyce Lott, Keri McCallum, Jennifer Nelson, Karrie Rider, Robyn Schlagheck, Cheri Smith, Kasey Whitehead, Kellie Wilkerson
2002	Brooke Best, Jennifer Jessup, Anna Joyce Lott, Jennifer Nelson, Robyn Schlagheck, Kasey Whitehead
2003	Brooke Best, Blaire Brown, Kate Jaspers, Jennifer Jessup, Iyhia McMichael, Amy Mosley, Lindsay Nelson, Krystal Tillman, Jennifer Waterman
2004	Blaire Brown, Kate Jaspers, Jennifer Jessup, Tanelda McDonald, Iyhia McMichael, Kelli Miller, Lindsay Nelson, Meagan O'Nan, Stephanie Owens, Krystal Tillman, Jennifer Waterman, Brandi Watkins, Callye Williams
2005	Stephanie Comeaux, Katie Cooley, Hayle Guess, Blair Hewett, Sara Hickerson, Jennifer Jessup, Katie Johnson, Michelle Kinney, Tanelda McDonald, Keri McFarling, Kelli Miller, Callye Williams
2006	Nakita Boyce, Courtney Bures, Stephanie Comeaux, Katie Cooley, Blair Hewett, Sara Hickerson, Lindsay Hunley, Hayle Guess, Katie Johnson, Michelle Kinney, Gina McCloud, Allison Meyer, Kelli Miller, Callye Williams
2007	Sammie Jo Bailey, Nakita Boyce, Courtney Bure, Stephanie Comeaux, Katie Cooley, Hayle Guess, Sara Hickerson, Blair Hewett, Lindsay Hunley, Katie Johnson, Michelle Kinney, Gina McCloud, Kelli Miller
2008	Jessie Bailey, Sammie Jo Bailey, Megan Bateman, Chelsea Bramlett, Courtney Bures, Nakita Boyce, Hayle Guess, Lindsay Hunley, Gina McCloud
2009	Jessie Bailey, Sammie Jo Bailey, Ali Bainbridge, Chelsea Bramlett, Misty Flesher, Allie Heon, Courtney Nesbit, Laurie Siebert, Jessie Spain

2010	Jessie Bailey, Ali Bainbridge, Chelsea Bramlett, Misty Flesher, Allie Heon, Courtney Nesbit, Ka'ili Smith, Jessie Spain, Elizabeth Woolven
2011	Ali Bainbridge, Stephanie Becker, Jessica Cooley, Lindsey Dunlap, Shelby Fisher, Misty Flesher, Courtney Nesbit, Erin Nesbit, Chrissie Rovtar, Kylie Vry
2012	Stephanie Becker, Jessica Cooley, Shelby Fisher, Brittany Gates, Sam Lenahan, Erin Nesbit, Jessica Offutt, Chrissie Rovtar, Heidi Shape, Ka'ili Smith, Kylie Vry, Rachael Zdeb
2013	Stephanie Becker, Jessica Cooley, Julia Echols, Shelby Fisher, Erika Gaul, Sam Lenahan, Jessica Offutt, Alison Owen, Ashley Phillips, Chrissie Rovtar, Heidi Shape, Kylie Vry, Rachael Zdeb
2014	Julia Echols, Logan Foulks, Erika Gaul, Sam Lenahan, Loryn Nichols, Jessica Offutt, Alison Owen, Ashley Phillips, Jacey Punches, Heidi Shape, Shana Sherrod, Kayla Winkfield, Rachael Zdeb
2015	Madison Arroyo, Katie Anne Bailey, Julia Echols, Erika Gaul, Katie Gentle, Olivia Golden, Loryn Nichols, Ashley Phillips, Caroline Seitz, Alexis Silkwood, Mackenzie Toler, Kayla Winkfield
2016	Katie Anne Bailey, Morgan Bell, Carmen Carter, Reggie Harrison, Amanda Ivy, Cassidy Knudsen, Loryn Nichols, Caroline Seitz, Alexis Silkwood, Mackenzie Toler, Holly Ward, Kayla Winkfield
2017	Morgan Bell, Olivia Golden, Regan Green, Reggie Harrison, Emily Heimberger, Taylor Kelly, Cassidy Knudsen, Caroline Seitz, Alexis Silkwood, Mackenzie Toler, Holly Ward
2018	Calyn Adams, Morgan Bell, Carmen Carter, Reggie Harrison, Emily Heimberger, Taylor Kelly, Cassidy Knudsen, Emily Mitchell, Bevia Robinson, Holly Ward, Lindsey Williams
2019	Brooke Cantillo, Grace Dabbs, Mia Davidson, Candace Denis, Kinsey Goelz, Emily Heimberger, Taylor Kelly, Alyssa Loza, O'Neil Roberson, Carter Spexarth, Emily Williams, Lindsey Williams
2020	Mia Davidson, Montana Davidson, Candace Denis, Grace Fagan, Alyssa Loza, Chloe Malau'ulu, Jackie McKenna, Christian Quinn, Anna Kate Segars, Carter Spexarth, Lindsey Williams, Emily Williams
2021	Paige Cook, Mia Davidson, Montana Davidson, Kiki Edwards, Grace Fagan, Kenley Hawk, Madisyn Kennedy, Fa Leilua, Alyssa Loza, Chloe Malau'ulu, Jackie McKenna, Anna Kate Segars, Carter Spexarth, Brylie St. Clair, Emily Williams, Annie Willis

#### SEC First-Year Academic Honor Roll

2003	Stephanie Owens, Callye Williams
2004	Katie Cooley, Hayle Guess, Blair Hewett, Sara Hickerson, Katie Johnson
2005	Nakita Boyce, Courtney Bures, Lindsay Hunley, Gina McCloud, Allison Meyer
2007	Jessie Bailey, Chelsea Bramlett, Laurie Siebert
2008	Ali Bainbridge, Misty Flesher, Courtney Nesbit, Jessie Spain, Elizabeth Woolven
2010	Stephanie Becker, Jessica Cooley, Shelby Fisher, Erin Nesbit, Chrissie Rovtar, Kylie Vry
2013	Loryn Nichols, Jacey Punches, Kayla Winkfield
2014	Katie Anne Bailey, Caroline Seitz, Alexis Silkwood
2015	Morgan Bell, Carmen Carter, Cassidy Knudsen, Claire Stucker, Holly Ward
2016	Regan Green, Emily Heimberger, Taylor Kelly, Kat Moore, Sabrina Turner
2017	Montana Davidson, Emily Mitchell, Lindsey Williams



## AWARDS AND HONORS

2018	Brooke Cantillo, Grace Dabbs, Mia Davidson, Candace Denis, Kinsey Goetz, Macey Petrey, O'Neil Roberson, Carter Spexarth, Alex Wilcox, Emily Williams
2019	Kayla Bosomean, Grace Fagan, Jamie Gregg, Chloe Malau'ulu, Jackie McKenna, Christian Quinn, Anna Kate Segars
2020	Aquana Brownlee, Paige Cook, Kiki Edwards, Kenley Hawk, Madisyn Kennedy, Celeste Soliz, Brylie St. Clair, Aspen Wesley, Annie Willis
2021	Allison Florian, Kylie Taylor

### SEC COMMUNITY SERVICE TEAM

2004	Meagan O'Nan
2005	Callie Williams
2006	Callie Williams
2007	Hayle Guess
2008	Hayle Guess
2009	Sammie Jo Bailey
2010	Jessie Bailey
2011	Courtney Nesbit
2012	Misty Flesher
2013	Jessica Cooley
2014	Jessica Offutt
2016	Alexis Silkwood
2017	Alexis Silkwood
2018	Carmen Carter
2019	Emily Heimberger
2020	Christian Quinn
2021	Grace Fagan

### 1997-02 TEAM HONORS

#### Most Outstanding Player

1997	Keri McCallum
1998	Autumn Anderson
1999	Keri McCallum
2000	Keri McCallum
2001	Kellie Wilkerson
2002	Kellie Wilkerson

#### Most Inspirational Player

1997	Karrie Rider
1998	Chris Bushby
1999	Jenny Hehnke
2000	Karrie Rider
2001	Amy Mosley
2002	Iyhia McMichael

### 2003-10 TEAM HONORS

#### Most Valuable Player

2003	Iyhia McMichael
2004	Iyhia McMichael
2005	Courtney Bures
2006	Blair Hewett
2007	Courtney Bures
2008	Chelsea Bramlett
2009	Chelsea Bramlett
2010	Chelsea Bramlett

#### Top Hitter

2003	Iyhia McMichael
2004	Iyhia McMichael
2005	Courtney Bures
2006	Courtney Bures
2007	Chelsea Bramlett
2008	Chelsea Bramlett
2009	Chelsea Bramlett
2010	Chelsea Bramlett

#### Most Valuable Pitcher

2004	Melissa Massey
2005	Kelli Miller
2006	Ragan Blake, Stephanie Comeaux
2007	Kelli Miller
2008	Misty Flesher
2009	Lindsey Dunlap
2010	Misty Flesher

#### Most Improved Player

2003	Jennifer Waterman
2004	Tanelda McDonald
2005	Tanelda McDonald
2006	Nakita Boyce
2007	Sara Hickerson
2008	Kelsey Nurnberg
2009	Brittany Bell
2010	Jessie Bailey

#### Gold Glove

2003	Brooke Best
2004	Kate Jaspers
2005	Callie Williams
2006	Courtney Bures
2007	Courtney Bures
2008	Courtney Bures
2009	Ali Bainbridge
2010	Jessie Bailey

#### Rookie of the Year

2003	Callie Williams
2004	Hayle Guess
2005	Courtney Bures
2006	Sammie Jo Bailey
2007	Chelsea Bramlett
2008	Ali Bainbridge
2009	Ka'ili Smith
2010	Erin Nesbit

#### MTXE (Mental Toughness/Extra Effort)

2003	Jennifer Jessup
2004	Meagan O'Nan
2005	Jennifer Jessup
2006	Blair Hewett
2007	Katie Johnson
2008	Lindsay Hunley
2009	Sammie Jo Bailey
2010	Ali Bainbridge

## #STATETOTHELEAGUE

### WOMEN'S PROFESSIONAL SOFTBALL LEAGUE (1997-2000)

NAME	AT MSU	TEAM (YEAR)
Autumn Anderson	1998-99	Durham Dragons (1999-00)
Keri McCallum	1997-00	Tampa Bay FireStix (2000)
Michelle Gates	1997-00	Ohio Pride (2000)
Karrie Rider	1997-00	Ohio Pride (2000)

### NATIONAL PRO FASTPITCH (SINCE 2004)

NAME	AT MSU	TEAM (YEAR)
Karrie Rider	1997-00	Texas Thunder (2004-06)
Kellie Wilkerson	1999-02	NY/NJ Juggernauts (2004), New England Riptide (2005), Connecticut Brakettes (2006), Philadelphia Force (2007-08)
Kasey Whitehead	2000-02	Akron Racers (2004, 2009)
Iyhia McMichael	2001-04	Akron Racers (2004-07)
Jennifer Jessup	2001-04	New England Riptide (2004)
Jennifer Waterman	2001-04	Texas Thunder (2004)
Melissa Massey	2002-05	Akron Racers (2006)
Courtney Bures	2005-08	Washington Glory (2008), Akron Racers (2009-11)
Alison Owen	2013-14	Akron Racers (2014-16, 2017 Coach)
Kayla Winkfield	2013-16	Pennsylvania Rebellion (2016-17), ScrapYard Dawgs (2017-19)
Alexis Silkwood	2014-17	Akron Racers (2017), Cleveland Comets (2018), ScrapYard Dawgs (2018-19)
Holly Ward	2015-18	ScrapYard Dawgs (2018)
Kat Moore	2016-19	USSSA Pride (2019)

### AMERICAN SOFTBALL ASSOCIATION (SINCE 2018)

NAME	AT MSU	TEAM (YEAR)
Calyn Adams	2015-18	Outkast (2018)
Cassady Knudsen	2015-18	moh-BEEL! USA (2018)
Caroline Seitz	2014-17	Outkast (2018)

## DRAFTED DAWGS

### WOMEN'S PROFESSIONAL SOFTBALL LEAGUE (1997-2003)

NAME	AT MSU	YEAR	ROUND	PICK	TEAM
Autumn Anderson	1998-99	1999	2	9	Durham Dragons
Keri McCallum	1997-00	2000	3	10	Tampa Bay FireStix

### NATIONAL PRO FASTPITCH (SINCE 2004)

NAME	AT MSU	YEAR	ROUND	PICK	TEAM
Iyhia McMichael	2001-04	2004	1	1	Akron Racers
Jennifer Jessup	2001-04	2004	2	10	New England Riptide
Jennifer Waterman	2001-04	2004	6	47	Texas Thunder
Courtney Bures	2005-08	2008	3	16	Washington Glory
Kayla Winkfield	2013-16	2016	6	35	Pennsylvania Rebellion
Alexis Silkwood	2014-17	2017	5	24	Akron Racers

### AMERICAN SOFTBALL ASSOCIATION (SINCE 2018)

NAME	AT MSU	YEAR	ROUND	PICK	TEAM
Cassady Knudsen	2015-18	2018	1	1	moh-BEEL! USA
Caroline Seitz	2014-17	2018	3	10	Outkast
Calyn Adams	2015-18	2018	6	23	Outkast

### MSU DRAFT NOTES

- 19 Mississippi State student-athletes have played professionally. Of those, 11 have been selected in a professional draft.
- Bulldogs have been taken with the No. 1 overall selection twice (Iyhia McMichael, 2004; Cassady Knudsen, 2018). Both were the first overall pick in their respective league's inaugural draft.
- State has seen as many as three players drafted in a single year on two occasions. In 2004, Iyhia McMichael (No. 1), Jennifer Jessup (No. 10) and Jennifer Waterman (No. 47) all made their professional debuts. With the birth of the American Softball Association in 2018, MSU again saw three players drafted: Cassady Knudsen (No. 1), Caroline Seitz (No. 10) and Calyn Adams (No. 23).

### LEAGUE CHAMPIONS

NAME	YEAR	LEAGUE	TEAM
Kellie Wilkerson	2004	NPF	NY/NJ Juggernauts
Iyhia McMichael	2005	NPF	Akron Racers
Kayla Winkfield	2017	NPF	ScrapYard Dawgs
Cassady Knudsen	2018	ASBA	moh-BEEL! USA

### AWARD WINNERS

NAME	YEAR	LEAGUE	AWARD
Iyhia McMichael	2004	NPF	Player of the Year
	2004	NPF	Batting Champion
	2004	NPF	All-Star (East)
	2005	NPF	All-Star (East)
	2006	NPF	All-NPF Team (OF)
Kellie Wilkerson	2004	NPF	All-Star (East)
	2007	NPF	All-NPF Team (1B)
	2008	NPF	All-NPF Team (OF)
Cassady Knudsen	2018	ASBA	Pitcher of the Year
	2018	ASBA	First Team All-ASBA


**IYHIA MCMICHAEL**

**KELLIE WILKERSON**

**KAYLA WINKFIELD**

## ALL-TIME LETTERWINNERS

PLAYER	POS.	HOMETOWN	YEARS	PLAYER	POS.	HOMETOWN	YEARS	PLAYER	POS.	HOMETOWN	YEARS
Calyn Adams	INF/C	Chesterfield, Va.	2015-18	Jemmye Ann Helms	OF	Mathiston, Miss.	1997	Christian Quinn	OF	Hattiesburg, Miss.	2019-21
Susan Akins	RHP	Memphis, Tenn.	1983	Nichole Henry	C/1B	Whitwell, Tenn.	1997-00	Chelsea Raines	C/INF	Ackerman, Miss.	2010-11
Autumn Anderson	RHP	Farmington, N.M.	1998-99	Allie Heon	INF/OF	Leesburg, Va.	2009-10	Laura Leigh Reese	C	Clinton, Miss.	2006-07
Madison Arroyo	INF	Waxhaw, N.C.	2014-15	Missy Herbert	INF	Memphis, Tenn.	1984-85	Becca Richards	OF	Eugene, Ore.	2000
Jessie Bailey	INF	Lithonia, Ga.	2007-10	Blair Hewett	C	St. Matthews, S.C.	2004-07	Karrie Rider	SS	Camas, Wash.	1997-00
Katie Anne Bailey	C/UTL	Madison, Miss.	2014-17	Sara Hickerson	RHP	Nashville, Tenn.	2004-07	June Riner	UTL	East Coweta, Ga.	1983
Sammie Jo Bailey	1B	Lithonia, Ga.	2006-09	Sharon Hooper	RHP	Gretna, La.	1984-86	O'Neil Roberson	INF	Birmingham, Ala.	2018-19
Ali Bainbridge	2B	Vestavia Hills, Ala.	2008-11	Swayze Hollenhead	INF	Mathiston, Miss.	2012-13	Bevia Robinson	UTL	Harvest, Ala.	2017-19
Megan Bateman	C	Brookhaven, Miss.	2007-08	Lindsay Hundley	INF	Aurora, Ill.	2005-08	Faith Robinson	3B	Bolton, Miss.	2002
Lynn Baxstrum	2B	Philadelphia, Miss.	1982	Rachel Hurley	OF	Brandon, Miss.	2006-07	Chrissie Rovtar	INF	West Chicago, Ill.	2010-13
Stephanie Becker	LHP	Aurora, Ill.	2010-13	Julia Ingram	OF	Tupelo, Miss.	1982-84	Robyn Schlagheck	C	Huntsville, Ala.	1999-01
Briana Bell	OF	Brandon, Fla.	2011-13	Amanda Ivy	UTL	Batesville, Miss.	2014-17	Caroline Seitz	INF	Birmingham, Ala.	2014-17
Brittany Bell	OF	Brandon, Fla.	2008-12	Kate Jaspers	1B/OF	Prescott, Ariz.	2001-04	Heidi Shape	INF	Duluth, Ga.	2011-14
Morgan Bell	UTL	Braselton, Ga.	2015-18	Sherri Jennings	OF	Pensacola, Fla.	1985-86	Shana Sherrod	RHP	Vestavia Hills, Ala.	2011-14
Ariana Benardo	2B	Torrance, Calif.	1997-98	Jennifer Jessup	SS	East Dublin, Ga.	2001-05	Karen Shipley	C	Winterhaven, Fla.	1984-85
Brooke Best	2B	Ooltewah, Tenn.	2000-03	Dani Johnson	C	Tucson, Ariz.	1997	<b>Anna Kate Segars</b>	<b>OF</b>	<b>Moulton, Ala.</b>	<b>2019-Pr.</b>
Ragan Blake	RHP	Sugar Land, Texas	2005-06	Katie Johnson	INF	Birmingham, Ala.	2004-07	Laurie Seibert	INF	Sugar Grove, Ill.	2007-09
Demi Blaker	UTL	Long Beach, Miss.	2015	Donna Jones	2B	Kosciusko, Miss.	1983	Alexis Silkwood	LHP	East Alton, Ill.	2014-17
Vicki Bonar	RHP	Royal Oak, Mich.	1984-85	Alicia Judd	RHP	St. Louis, Mo.	1997-98	Cheri Smith	1B	Phoenix, Ariz.	1998-01
Kayla Boseman	RHP/UTL	Chattanooga, Tenn.	2019	Aimee Juedemann	OF	St. Louis, Mo.	1997-98	Jamie Smith	OF	Phoenix, Ariz.	1998-99
Nakita Boyce	OF	Springfield, Mo.	2005-08	Taylor Kelly	UTL	Calhoun, Ga.	2016-19	Ka'ili Smith	INF/OF	Kapolei, Hawaii	2009-12
Chelsea Bramlett	C	Cordova, Tenn.	2007-10	<b>Madisyn Kennedy</b>	<b>INF</b>	<b>Montgomery, Ala.</b>	<b>2020-Pr.</b>	Celeste Soliz	C/UTL	Fairview, Texas	2020-21
Blaira Brown	C	Yucaipa, Calif.	2001-04	Kendell Kimbrough	OF	Saltito, Miss.	1997-00	Jessie Spain	INF/OF	Birmingham, Ala.	2008-21
<b>Aquana Brownlee</b>	<b>INF</b>	<b>Houston, Miss.</b>	<b>2020-Pr.</b>	Michelle Kinney	UTL	Memphis, Tenn.	2005-07	Carter Spexarth	OF	The Woodlands, Texas	2018-21
Tina Burcham	OF	Florence, Ala.	1983	Cassady Knudsen	RHP	Altoona, Iowa	2015-18	<b>Brylie St. Clair</b>	<b>OF</b>	<b>Sand Rock, Ala.</b>	<b>2020-Pr.</b>
Courtney Bures	INF	Haymarket, Va.	2005-08	Fa Leilua	UTL	Hawthorne, Calif.	2019-21	Claire Stucker	1B	Fresno, Calif.	2015
Chris Bushby	OF	Starkville, Miss.	1997-00	Sam Lenahan	C/1B	Lawrenceville, Ga.	2011-14	Kylie Taylor	LHP	George County, Miss.	2021
Kayla Calvert	RHP	Lafayette, Ind.	1999	Desiree Lewis	SS	Mocksville, N.C.	2020	Susan Tegarden	C	St. Petersburg, Fla.	1983
Brooke Cantillo	OF	Lake Elsinore, Calif.	2018-19	Anna Joyce Lott	OF	Greenwood, Miss.	1998-01	Krystal Tillman	OF	Romoland, Calif.	2001-03
Carmen Carter	OF	Jackson, Miss.	2015-18	Alyssa Loza	RHP	North Torrance, Calif.	2019-21	Kathleen Tindle	P	Barlett, Tenn.	1986
Julie Clark	1B	Baton Rouge, La.	1984	Stacy Mabry	OF	Liberty, Miss.	2006	Mackenzie Toler	UTL	Fayetteville, Ga.	2014-17
Tracy Clark	OF	Valencia, Calif.	1997-99	<b>Chloe Malau'ulu</b>	<b>OF</b>	<b>Long Beach, Calif.</b>	<b>2019-Pr.</b>	Sabrina Turner	UTL	Gulfport, Miss.	2016
Stephanie Comeaux	RHP	Lucedale, Miss.	2004-07	Lexi Malone	C	Petal, Miss.	2017-18	Courtney Vanlandingham	INF	Owasso, Okla.	2012
<b>Paige Cook</b>	<b>INF</b>	<b>Cornelia, Ga.</b>	<b>2020-Pr.</b>	Melissa Massey	RHP	Fayetteville, Tenn.	2002-05	Kylie Vry	LHP	Des Moines, Iowa	2010-13
Jessica Cooley	INF/OF	Birmingham, Ala.	2010-13	Lezlie Mathews	C	Baton Rouge, La.	1986	Irene Walker	1B	Pensacola, Fla.	1985-86
Katie Cooley	C/OF	Birmingham, Ala.	2004-07	Mary Lee Matzenger	OF	Mobile, Ala.	1982	Holly Ward	RHP	Haleyville, Ala.	2015-18
Cori Cooper	RHP	Magnolia, Texas	2016	Cindy McCain	2B	Pope, Miss.	1985-86	Brandi Watkins	OF	Starkville, Miss.	2004
Madison Cousineau	C	Otto, N.C.	2016-17	Keri McCallum	C/OF	Port Orchard, Wash.	1997-00	Jennifer Waterman	C/1B	Kingwood, Texas	2001-04
Grace Dabbs	OF	Philadelphia, Miss.	2018-19	Gina McCloud	3B	Monticello, Miss.	2006-08	Kristie Watson	3B	Hope Hull, Ala.	1984
Stacey Dabbs	OF	Baton Rouge, La.	1984-85	Tanelda McDonald	3B	Madison, Miss.	2002-05	Caitlin Wenzel	UTL	Marianette, Wis.	2011-12
Kim Davis	RHP	Monroe, La.	1985-86	Keri McFarling	OF	Amory, Miss.	2004	<b>Aspen Wesley</b>	<b>RHP</b>	<b>Philadelphia, Miss.</b>	<b>2020-Pr.</b>
<b>Mia Davidson</b>	<b>C/INF</b>	<b>Hillsborough, N.C.</b>	<b>2018-Pr.</b>	<b>Jackie McKenna</b>	<b>C/3B</b>	<b>Parkland, Fla.</b>	<b>2019-Pr.</b>	Jan White	1B	Aberdeen, Miss.	1982
<b>Montana Davidson</b>	<b>INF</b>	<b>Hillsborough, N.C.</b>	<b>2017-Pr.</b>	Ilyhia McMichael	OF	Nacogdoches, Texas	2001-04	Kasey Whitehead	RHP/INF	Roswell, Ga.	2000-02
Summer Delaneuville	RHP	LaPlace, La.	2003	Bonnie McWatters	OF	Lake Park, Fla.	1984-86	Alex Wilcox	OF	Brantley, Ala.	2018
Candace Denis	P/UTL	Malakoff, Texas	2018-20	Kristie Mellert	3B	Hope Hull, Ala.	1983	Kellie Wilkerson	LHP/UTL	Jacksonville, Fla.	1999-02
Janice DeNomie	RHP	Memphis, Tenn.	1982-84	Allison Meyer	INF	Laurel, Miss.	2005	Callie Williams	3B	Katy, Texas	2003-06
Maddie Dorsett	OF	Huntsville, Ala.	2017-18	Kelli Miller	RHP	Colorado Springs, Colo.	2004-07	Emily Williams	RHP	Carrollton, Ga.	2018-21
Lindsey Dunlap	LHP	Truystown, Ala.	2009-12	Rhonda Ann Miller	RHP	Chalmette, La.	1984	Lindsey Williams	INF	Mobile, Ala.	2017-20
Julia Echols	INF	McDonough, Ga.	2013-15	Christene Minor	2B	Starkville, Miss.	1982-83	<b>Annie Willis</b>	<b>RHP</b>	<b>Huntsville, Ala.</b>	<b>2020-Pr.</b>
<b>Kiki Edwards</b>	<b>OF</b>	<b>Woodbridge, Va.</b>	<b>2020-Pr.</b>	Emily Mitchell	RHP	Calhoun, Ga.	2017-18	Kayla Winkfield	INF	Giddings, Texas	2013-16
Susan Ellwood	C/3B	Baton Rouge, La.	1985	Chloe Morgan	OF	Batesville, Miss.	2019	Elizabeth Woolven	LHP	Nettleton, Miss.	2008-10
<b>Grace Fagan</b>	<b>LHP</b>	<b>Swedesboro, N.J.</b>	<b>2019-Pr.</b>	Courtney Moore	INF/OF	El Sobrante, Calif.	2009	Ashley Wroten	OF	Terry, Miss.	2006
Shawna Feldt	UTL	Vancouver, Wash.	1998	Kat Moore	OF	Holly Springs, Miss.	2016-19	Rachael Zdeb	OF	Shawnee, Kan.	2011-14
Shelby Fisher	1B	Scottsdale, Ariz.	2010-13	Sherry Moore	1B	Noxapater, Miss.	1982				
Misty Flesher	RHP	Lone Grove, Okla.	2008-12	Melanie Morgan	OF	Memphis, Tenn.	1983-86				
<b>Allison Florian</b>	<b>UTL</b>	<b>Kannapolis, N.C.</b>	<b>2021-Pr.</b>	Nicole Moschetti	3B	West Palm Beach, Fla.	2000				
<b>Phoebe Florian</b>	<b>UTL</b>	<b>Kannapolis, N.C.</b>	<b>2021-Pr.</b>	Amy Mosley	C	Quitman, Miss.	2001-02				
Logan Foulks	INF/C	Douglasville, Ga.	2013-14	Jennifer Nelson	RHP/OF	Weatherford, Texas	2000-03				
Courtney Frank	RHP	Kent, Wash.	2000-03	Lindsay Nelson	2B	Orange Park, Fla.	2001-04				
Karen Futch	1B	Titusville, Fla.	1983-84	Courtney Nesbit	INF	Acworth, Ga.	2008-11				
Brittany Gates	OF	Houston, Miss.	2009-12	Erin Nesbit	INF	Acworth, Ga.	2010-13				
Michelle Gates	RHP/3B	Chowchilla, Calif.	1997-00	Megan Nesbit	INF	Acworth, Ga.	2012				
Erika Gaul	INF	Clermont, Fla.	2012-15	Loryn Nichols	OF	Murrieta, Calif.	2013-16				
Katie Gentle	OF	Hartselle, Ala.	2014-15	Sarai Niu	INF	San Diego, Calif.	2016-19				
Pam Gentry	C	Monroe, La.	1986	Kelsey Nurnberg	RHP	Ankeny, Iowa	2007-09				
Kinsey Goetz	INF	Myakka City, Fla.	2018-19	Jessica Offutt	OF	Madison, Ala.	2011-14				
Olivia Golden	INF	Hartselle, Ala.	2013-17	Meagan O'Nan	OF	Starkville, Miss.	2003-04				
Connie Goldsmith	OF	Starkville, Miss.	1999	Cindy Osborn	OF	Olive Branch, Miss.	1983				
Robynn Goodwin	C	Starkville, Miss.	2000	Alison Owen	RHP	Newnan, Ga.	2013-14				
Regan Green	RHP	Hebron, Md.	2016-17	Stephanie Owens	RHP	Easley, S.C.	2003				
Jamie Gregg	OF	Hoover, Ala.	2019	Tyeh Patterson	OF	Pascagoula, Miss.	2002				
Rhonda Gregory	OF	Pontotoc, Miss.	1982	Maryann Pedrol	OF	Germantown, Tenn.	1997				
Vickie Gregory	OF	Pontotoc, Miss.	1982	Connie Pendley	3B	Birmingham, Ala.	1985-86				
Stacy Gresham	1B	Florence, Ala.	1986	Tina Perrault	C	Baton Rouge, La.	1984				
Hayle Guess	UTL	Moss Point, Miss.	2004, 06-08	Macey Petrey	INF	Demopolis, Ala.	2018-19				
Reggie Harrison	INF	Magnolia, Texas	2017-18	Ashley Phillips	OF	Water Valley, Miss.	2012-15				
Meg Hartnett	SS	Germantown, Tenn.	1983-86	Cathy Pippins	RHP	Wes Monroe, La.	1986				
<b>Kenley Hawk</b>	<b>RHP</b>	<b>Palestine, Ark.</b>	<b>2020-Pr.</b>	Jacey PUNCHES	RHP	Round Rock, Texas	2013-14				
Jenny Hehnke	2B	Santa Barbara, Calif.	1997-00	Jennifer Pursell	RHP	Rancho Cucamonga, Calif.	2000-01				
Emily Heimberger	UTL	Pawleys Island, S.C.	2016-19	<b>Addison Purvis</b>	<b>P/UTL</b>	<b>Sullivan, Mo.</b>	<b>2021-Pr.</b>				

## BY HOME STATE

\*includes active players who have not yet lettered

STATE	TOTAL	LAST	STATE	TOTAL	LAST
Alabama	30	Current	Montana	--	--
Alaska	--	--	Nebraska	--	--
Arizona	5	Fisher, 2013	Nevada	--	--
Arkansas	1	Current	New Hampshire	--	--
California	18*	Current	New Jersey	1	Current
Colorado	1	Miller, 2007	New Mexico	1	Anderson, 1999
Connecticut	--	--	New York	--	--
Delaware	--	--	North Carolina	7	Current
Florida	14	Current	North Dakota	--	--
Georgia	20*	Current	Ohio	--	--
Hawaii	1	Smith, 2012	Oklahoma	2	Two, 2012
Idaho	--	--	Oregon	1	Richards, 2000
Illinois	6*	Current	Pennsylvania	--	--
Indiana	1	Calvert, 1999	Rhode Island	--	--
Iowa	3	Knudsen, 2018	South Carolina	3	Heimberger, 2019
Kansas	1	Zdeb, 2014	South Dakota	--	--
Kentucky	1*	Current	Tennessee	14	Boseman, 2019
Louisiana	11	Delaneuville, 2003	Texas	13*	Current
Maine	--	--	Utah	--	--
Maryland	1	Green, 2017	Vermont	--	--
Massachusetts	--	--	Virginia	4	Current
Michigan	1	Bonar, 1985	Washington	4	Frank, 2003
Minnesota	--	--	West Virginia	--	--
Mississippi	50	Current	Wisconsin	1	Wenzel, 2012
Missouri	4	Current	Wyoming	--	--



# JERSEY HISTORY

00

Bevia Robinson (2017-19)  
**Addison Purvis (2021-Pr.)**

1

Ali Bainbridge (2008-11)  
Stephanie Comeaux (2004-07)  
Jenny Hehnke (1997-2000)  
Macey Petrey (2018-19)  
Jacey PUNCHES (2013-2014)

2

Madison Arroyo (2014-2015)  
Jessica Cooley (2010-13)  
Melissa Massey (2002-05)  
Kat Moore (2016-19)  
**Kiki Edwards (2020-Pr.)**

3

Katie Anne Bailey (2014-17)  
Brooke Best (2000-03)  
Courtney Bures (2005-08)  
Candace Denis (2018-20)  
Shawna Feldt (1998)  
Jemmye Ann Helms (1997)  
**Leilani Pulemau (2022-Pr.)**  
Kylie Vry (2010-13)

4

Ariana Benardo (1997-98)  
Brittany Gates (2009-12)  
**Riley Hull (2022-Pr.)**  
Cassady Knudsen (2015-18)  
Alison Owen (2013-14)  
Callye Williams (2003-06)  
Kasey Whitehead (2000-02)

5

Vicki Bonar (1984-85)  
**Sydney Carter (2022-Pr.)**  
Maddie Dorsett (2017-18)  
Blair Hewett (2004-07)  
Desiree Lewis (2020)  
Erin Nesbit (2010-13)

6

Jessie Bailey (2007-10)  
**Paige Cook (2020-Pr.)**  
Julia Echols (2013-15)  
Stacy Mabry (2006)  
Lindsay Nelson (2001-04)

7

Nakita Boyce (2005-08)  
Logan Foulks (2013-14)  
Michelle Gates (1997-2000)  
Reggie Harrison (2016-18)  
Sharon Hooper (1984-86)  
**Anna Kate Segars (2019-Pr.)**  
Ka'ili Smith (2009-12)  
Krystal Tillman (2001-03)

8

Julie Clark (1984)  
Summer Delaneville (2003)  
Aimee Juedemann (1997-98)  
Michelle Kinney (2005-07)  
Robyn Schlagheck (1999-2001)  
Alexis Silkwood (2014-17)  
Jessie Spain (2008-10)  
Alex Wilcox (2018)

9

Brooke Cantillo (2018-19)  
Stacey Dabbs (1984-85)  
Allison Meyer (2005)  
Jennifer Nelson (2000-03)  
Kelsey Nurnberg (2007-09)  
Jamie Smith (1998-99)  
Kayla Winkfield (2013-16)  
Celeste Soliz (2020-21)

10

Kinsey Goelz (2018-Present)  
Allie Heon (2009-10)  
Rachel Hurley (2006-07)  
Sherri Jennings (1985-86)  
Anna Joyce Lott (1998-2001)  
Keri McFarling (2004)  
Rhonda Ann Miller (1984)  
Lorlyn Nichols (2013-16)

11

Megan Bateman (2007-08)  
Stephanie Becker (2010-13)  
Ragan Blake (2005-06)  
Katie Gentle (2014-2015)  
Emily Heimberger (2015-19)  
Nichole Henry (1997-2000)  
Amy Mosley (2001-02)

12

Grace Dabbs (2018-19)  
Olivia Golden (2013-17)  
Ilyhia McMichael (2001-04)  
Megan Nesbit (2012)  
Karen Shipley (1984-85)  
Cheri Smith (1998-2001)  
**Brylie St. Clair (2020-Pr.)**  
Elizabeth Woolven (2008-10)

13

Brittany Bell (2008-12)  
Susan Ellwood (1985)  
Katie Johnson (2004-07)  
Tina Perrault (1984)  
O'Neil Roberson (2018-19)  
Mackenzie Toler (2014-17)

14

Shelby Fisher (2010-13)  
Pam Gentry (1986)  
**Chloe Malau'ulu (2019-Pr.)**  
Keri McCallum (1997-00)  
Holly Ward (2015-18)  
Kristie Watson (1984)

15

Swayze Hollenhead (2012-13)  
Lindsay Hunley (2005-08)  
Donna Jones (1983)  
Bonnie McWatters (1984-86)  
Meagan O'Nan (2003-04)  
Jennifer Pursell (2000-01)  
Chelsea Raines (2010-11)  
Caroline Seitz (2014-17)

16

Demi Blaker (2015)  
Courtney Frank (2000-03)  
Sam Lenahan (2011-14)  
Nicole Moschetti (2000)  
Laurie Seibert (2007-09)

17

Katie Cooley (2004-07)  
Misty Flesher (2008-12)  
Mary Lee Matzenger (1982)  
Carter Spexarth (2018-21)  
Claire Stucker (2015)  
Irene Walker (1985-86)

18

Chelsea Bramlett (2007-10)  
Chris Bushby (1997-2000)  
Cori Cooper (2016)  
Kim Davis (1985-86)  
**Madisyn Kennedy (2020-Pr.)**

19

Morgan Bell (2015-18)  
Kayla Calvert (1999)  
Maryann Pedrotti (1997)  
Rachael Zdeb (2011-14)

20

Autumn Anderson (1998-99)  
**Aquana Brownlee (2020-Pr.)**  
Meg Hartnett (1983-86)  
Ashley Phillips (2012-15)  
Kellie Wilkerson (1999-02)

21

Briana Bell (2011-13)  
Hayle Guess (2004, 2006-08)  
Missy Herbert (1984-85)  
Lezlie Mathews (1986)  
Courtney Moore (2009)  
Sarai Niu (2016-19)  
**Phoebe Florian (2021-Pr.)**

22

**Bri Bower (2022-Pr.)**  
Kendell Kimbrough (1997-2000)  
Kristie Mellert (1983)  
Connie Pendley (1985-86)  
Heidi Shape (2011-14)  
Lindsey Williams (2017-20)

23

Erika Gaul (2012-15)  
Taylor Kelly (2016-19)  
Cindy Osborn (1983)  
Karrie Rider (1997-2000)  
Jennifer Waterman (2001-04)

24

Calyn Adams (2015-18)  
Julia Ingram (1982-84)  
Dani Johnson (1997)  
Fa Leilua (2019-21)  
Tanelda McDonald (2002-2005)  
Caitlin Wenzel (2011-12)

25

**Saleyna Daniel (2022-Pr.)**  
Amanda Ivy (2014-17)  
Jennifer Jessup (2001-05)  
Alicia Judd (1997-98)  
Sherry Moore (1982)  
Chloe Morgan (2019)  
Courtney Nesbit (2008-11)  
June Riner (1983)  
Courtney Vanlandingham (2012)  
Ashley Wroten (2006)

26

Tracy Clark (1997-99)  
Jamie Gregg (2019-Pr.)  
Jessica Offutt (2011-14)  
Becca Richards (2000)  
Faith Robinson (2002)

27

Emily Mitchell (2017-18)  
Shana Sherrod (2011-14)

28

Kate Jaspers (2001-04)  
**Aspen Wesley (2020-Pr.)**

29

Tyeh Patterson (2002)  
Brandi Watkins (2004)  
**Annie Willis (2020-Pr.)**

30

Tina Burcham (1983)

31

Carmen Carter (2015-18)  
**Grace Fagan (2019-Pr.)**  
Cathy Pippins (1986)

32

**Montana Davidson (2017-Pr.)**  
Lindsey Dunlap (2009-12)  
Rhonda Gregory (1982)  
Sara Hickerson (2004-07)  
Jan White (1982)

33

**Mia Davidson (2018-Pr.)**  
Regan Green (2016-17)  
Kelli Miller (2004-07)  
Christene Minor (1982-83)  
Stephanie Owens (2003)

34

Susan Akins (1983)  
Sammie Jo Bailey (2006-09)  
Blaire Brown (2001-04)  
**Matalasi Faapito (2022-Pr.)**  
Connie Goldsmith (1999)  
Sabrina Turner (2016)

41

Lynn Baxstrum (1982)  
Janice DeNemie (1982-84)

42

Vickie Gregory (1982)  
Cindy McCain (1985-86)  
**Shea Moreno (2022-Pr.)**  
Melanie Morgan (1983-86)

43

Susan Tegarden (1983)

44

Madison Cousineau (2016-17)  
Karen Futch (1983-84)  
Stacy Gresham (1986)  
Gina McCloud (2006-08)  
**Jackie McKenna (2019-Pr.)**  
Chrissie Rovtar (2010-13)

53

**Kenley Hawk (2020-Pr.)**

55

Lexi Malone (2017-18)  
Kylie Taylor (2021)

58

Emily Williams (2018-21)

72

Robynn Goodwin (2000)

88

Christian Quinn (2019-21)

98

Alyssa Loza (2019-21)

99

Kayla Boseman (2019)  
**Allison Florian (2021-Pr.)**



**00**  
**ADDISON PURVIS**  
SO. | UTL | L/R | 5-4  
SULLIVAN, MO.



**2**  
**KIKI EDWARDS**  
JR. | OF | R/R | 5-7  
WOODBRIIDGE, VA.



**3**  
**LEILANI PULEMAU**  
FR. | INF | R/R | 5-7  
GARDENA, CALIF.



**4**  
**RILEY HULL**  
FR. | C/INF | L/R | 5-5  
SOMERSET, KY.



**5**  
**SYDNEY CARTER**  
FR. | INF | R/R | 5-10  
MARIETTA, GA.



**6**  
**PAIGE COOK**  
JR. | INF | R/R | 5-3  
CORNELIA, GA.



**7**  
**ANNA KATE SEGARS**  
SR. | OF | L/L | 5-9  
MOULTON, ALA.



**12**  
**BYRLIE ST. CLAIR**  
JR. | OF | L/L | 5-5  
SAND ROCK, ALA.



**14**  
**CHLOE MALAU'ULU**  
SR. | OF | R/R | 5-7  
LONG BEACH, CALIF.



**18**  
**MADISYN KENNEDY**  
JR. | INF | R/R | 5-10  
MONTGOMERY, ALA.



**20**  
**AQUANA BROWNLEE**  
JR. | INF | R/R | 5-8  
HOUSTON, MISS.



**21**  
**PHOEBE FLORIAN**  
R-SO. | UTL | R/R | 5-7  
KANNAPOLIS, N.C.



**22**  
**BRI BOWER**  
FR. | P | R/R | 5-9  
LAKE IN THE HILLS, ILL.



**25**  
**SALEYNA DANIEL**  
FR. | OF | R/R | 5-7  
HOUSTON, TEXAS



**28**  
**ASPEN WESLEY**  
JR. | P | R/R | 5-3  
PHILADELPHIA, MISS.



**29**  
**ANNIE WILLIS**  
GR. | P | R/R | 5-11  
HUNTSVILLE, ALA.



**31**  
**GRACE FAGAN**  
SR. | P | L/L | 6-0  
SWEDESBORO, N.J.



**32**  
**MONTANA DAVIDSON**  
GR. | INF | R/R | 5-4  
HILLSBOROUGH, N.C.



**33**  
**MIA DAVIDSON**  
GR. | C/INF | R/R | 5-5  
HILLSBOROUGH, N.C.



**34**  
**MATALASI FAAPITO**  
JR. | P/INF | R/R | 5-11  
TEMECULA, CALIF.



**42**  
**SHEA MORENO**  
JR. | INF | R/R | 5-9  
SACRAMENTO, CALIF.



**44**  
**JACKIE MCKENNA**  
SR. | C/UTL | R/R | 5-5  
PARKLAND, FLA.



**53**  
**KENLEY HAWK**  
JR. | P | R/R | 5-10  
PALESTINE, ARK.



**99**  
**ALISSON FLORIAN**  
GR. | OF | R/R | 5-7  
KANNAPOLIS, N.C.



**HC**  
**SAMANTHA RICKETTS**  
HEAD COACH  
THIRD SEASON (EIGHTH AT MSU)



**AC**  
**TYLER BRATTON**  
ASSISTANT COACH  
NINTH SEASON



**AC**  
**JOSH JOHNSON**  
ASSISTANT COACH  
THIRD SEASON



**VC**  
**DJ SANDERS**  
VOLUNTEER ASSISTANT COACH  
FIRST SEASON



**DO**  
**JAMIE DESPORTE**  
DIRECTOR OF OPERATIONS  
FIRST SEASON



**GA**  
**ALYSSA LOZA**  
GRADUATE ASSISTANT COACH  
FIRST SEASON